

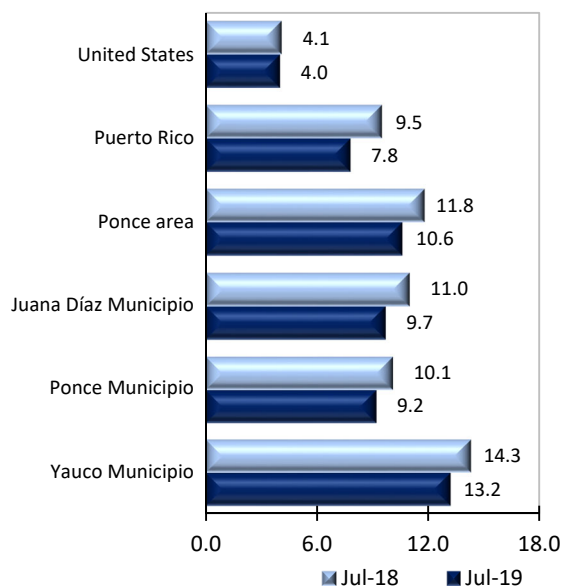
Ponce Area Economic Summary

Updated August 28, 2019

This summary presents a sampling of economic information for the area; supplemental data are provided for regions and the nation. Subjects include **unemployment, employment, wages, prices, spending, and benefits**. All data are not seasonally adjusted and some may be subject to revision. Area definitions may differ by subject. For more area summaries and geographic definitions, see www.bls.gov/regions/economic-summaries.htm.

Unemployment rates for the Ponce area, selected area counties, and the nation

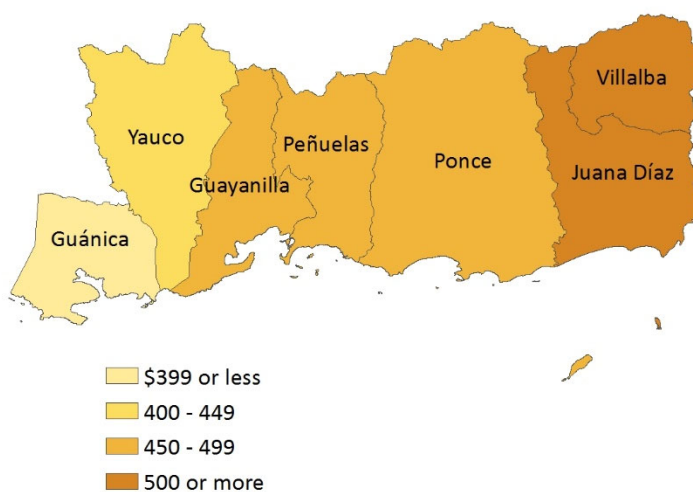
Unemployment rates



Source: U.S. BLS, Local Area Unemployment Statistics.

Average weekly wages for all industries by county

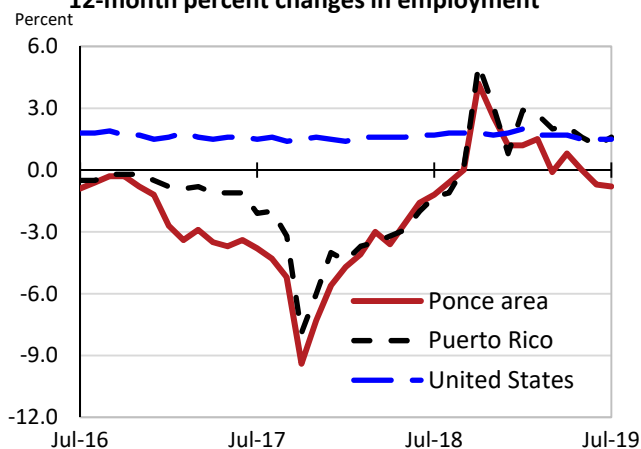
Ponce area, 4th quarter 2018
(U.S. = \$1,144; Area = \$487)



Source: U.S. BLS, Quarterly Census of Employment and Wages.

Over-the-year changes in employment on nonfarm payrolls and employment by major industry sector

12-month percent changes in employment



Source: U.S. BLS, Current Employment Statistics.

Ponce area employment (numbers in thousands)	Jul. 2019	Change from Jul. 2018 to Jul. 2019	
		Number	Percent
Total nonfarm	65.2	-0.5	-0.8
Mining, logging, and construction	2.1	0.0	0.0
Manufacturing	7.8	0.2	2.6
Trade, transportation, and utilities	12.6	-0.3	-2.3
Information	0.7	0.0	0.0
Financial activities	1.9	0.0	0.0
Professional and business services	-	-	-
Education and health services	10.9	0.2	1.9
Leisure and hospitality	6.0	0.2	3.4
Other services	-	-	-
Government	17.3	-0.7	-3.9

Source: U.S. BLS, Current Employment Statistics.