

PPI Detailed Report

Data for April 2024



U.S. Department of Labor

U.S. Bureau of Labor Statistics

A composite image with a yellow-green tint. The background shows a large industrial machine, possibly a welding station, with bright sparks flying out. In the foreground, a man and a woman are sitting at a desk, looking at a laptop and some papers. The overall scene suggests a connection between industry and data analysis.

**Mining • Manufacturing • Services
Agriculture • Utilities • Construction**

PPI Detailed Report

Data for April 2024

Editors

Joseph Kowal
Gabriel Vera
Timothy Schermerhorn
Nachelle Jackson

Vol. 28, No. 4

Contents

	<i>Page</i>
Producer Price Indexes, April 2024	1
PPI Industry Net Output Ratios to be Updated with 2017 Input-Output Data	6
Charts	
Final demand	7
Processed goods for intermediate demand	8
Unprocessed goods for intermediate demand	9
Services for intermediate demand	10
Tables	
Producer Price Indexes	
1. Final demand – intermediate demand weights and percent changes, seasonally adjusted	11
2. Selected commodity groupings percent changes by final demand – intermediate demand category	17
3. Final demand – intermediate demand indexes, seasonally adjusted	27
4. Final demand – intermediate demand weights and percent changes, not seasonally adjusted	33
5. Final demand – intermediate demand indexes, not seasonally adjusted	39
6. Selected commodity and service groupings percent changes, not seasonally adjusted	45
7. Commodity and service groupings and individual items, percent changes, not seasonally adjusted	47
8. Commodity and service groupings and individual items, indexes and percent changes, seasonally adjusted	106
9. Commodity and service groupings and individual items indexes, not seasonally adjusted	130
10. Net output of selected industries and industry groups, indexes and percent changes.....	186
11. Net output of selected industries and their products indexes	188
12. Net output of selected industries and their products, percent changes	257
13. Special commodity groupings	330
14. Net inputs to industries, excluding capital investment, labor, and imports	332
Technical note	337

Producer Price Index Release Dates

The following is the schedule of release dates for Producer Price Index data for 2024. News releases are issued at 8:30 a.m. eastern time on each release date.

Reference Month	Release Date
December 2023	Jan. 12, 2024
January 2024	Feb. 16, 2024
February 2024	Mar. 14, 2024
March 2024	Apr. 11, 2024
April 2024	May 14, 2024
May 2024	Jun. 13, 2024
June 2024	Jul. 12, 2024
July 2024	Aug. 13, 2024
August 2024	Sep. 12, 2024
September 2024	Oct. 11, 2024
October 2024	Nov. 14, 2024
November 2024	Dec. 12, 2024

Producer Price Indexes – April 2024

The Producer Price Index for final demand rose 0.5 percent in April, seasonally adjusted. Final demand prices declined 0.1 percent in March and advanced 0.6 percent in February. (See table A.) On an unadjusted basis, the index for final demand moved up 2.2 percent for the 12 months ended in April, the largest increase since rising 2.3 percent for the 12 months ended April 2023.

Nearly three-quarters of the April advance in final demand prices is attributable to a 0.6-percent increase in the index for final demand services. Prices for final demand goods moved up 0.4 percent.

The index for final demand less foods, energy, and trade services moved up 0.4 percent in April after rising 0.2 percent in March. For the 12 months ended in April, prices for final demand less foods, energy, and trade services increased 3.1 percent, the largest advance since climbing 3.4 percent for the 12 months ended April 2023.

Final Demand

Final demand services: The index for final demand services moved up 0.6 percent in April, the largest rise since jumping 0.8 percent in July 2023. Seventy percent of the April increase can be traced to prices for final demand services less trade, transportation, and warehousing, which advanced 0.6 percent. Margins for final demand trade services rose 0.8 percent. (Trade indexes measure changes in margins received by wholesalers and retailers.) In contrast, prices for final demand transportation and warehousing services decreased 0.6 percent.

Product detail: A 3.9-percent advance in the index for portfolio management was a major factor in the April increase in prices for final demand services. The indexes for machinery and equipment wholesaling, residential real estate services (partial), automobiles retailing (partial), guestroom rental, and truck transportation of freight also moved higher. Conversely, prices for airline passenger services declined 3.8 percent. The indexes for fuels and lubricants retailing and for gaming receipts (partial) also fell. (See table 2.)

Final demand goods: Prices for final demand goods rose 0.4 percent in April after decreasing 0.2 percent in March. Most of the advance is attributable to the index for final demand energy, which moved up 2.0 percent. Prices for final demand goods less foods and energy increased 0.3 percent. In contrast, the index for final demand foods declined 0.7 percent.

Product detail: Nearly three-quarters of the April advance in the index for final demand goods can be traced to a 5.4-percent

increase in gasoline prices. The indexes for diesel fuel; chicken eggs; electric power; nonferrous metals; and canned, cooked, smoked, or prepared poultry also rose. Conversely, prices for fresh and dry vegetables fell 18.7 percent. The indexes for residential natural gas and for steel mill products also declined.

Intermediate Demand by Commodity Type

Within intermediate demand in April, prices for processed goods rose 0.6 percent, the index for unprocessed goods increased 3.2 percent, and prices for services edged up 0.1 percent. (See tables B and C.)

Processed goods for intermediate demand: The index for processed goods for intermediate demand advanced 0.6 percent in April following a 0.5-percent decrease in March. Leading the increase, prices for processed energy goods rose 1.6 percent. The index for processed materials less foods and energy moved up 0.4 percent. In contrast, prices for processed foods and feeds declined 0.2 percent. For the 12 months ended in April, the index for processed goods for intermediate demand decreased 0.5 percent.

Product detail: A quarter of the April advance in the index for processed goods for intermediate demand is attributable to a 3.0-percent increase in prices for diesel fuel. The indexes for gasoline, primary basic organic chemicals, commercial electric power, ethanol, and confectionery materials also moved higher. Conversely, prices for beef and veal fell 5.9 percent. The indexes for iron and steel and for utility natural gas also decreased.

Unprocessed goods for intermediate demand: In April, the index for unprocessed goods for intermediate demand moved up 3.2 percent, the largest advance since rising 4.6 percent in August 2022. Leading the April increase, prices for unprocessed energy materials jumped 8.2 percent. The index for unprocessed nonfood materials less energy advanced 1.0 percent. In contrast, prices for unprocessed foodstuffs and feedstuffs fell 0.2 percent. For the 12 months ended in April, the index for unprocessed goods for intermediate demand declined 4.6 percent.

Product detail: Leading the April rise in prices for unprocessed goods for intermediate demand, the index for crude petroleum jumped 10.6 percent. Prices for slaughter hogs, nonferrous metals, iron and steel scrap, slaughter cows and bulls, and strawberries also moved higher. Conversely, the index for slaughter steers and heifers decreased 5.3 percent. Prices for raw cotton and for natural gas also fell.

Chart 1. One-month percent changes in selected PPI final demand price indexes, seasonally adjusted

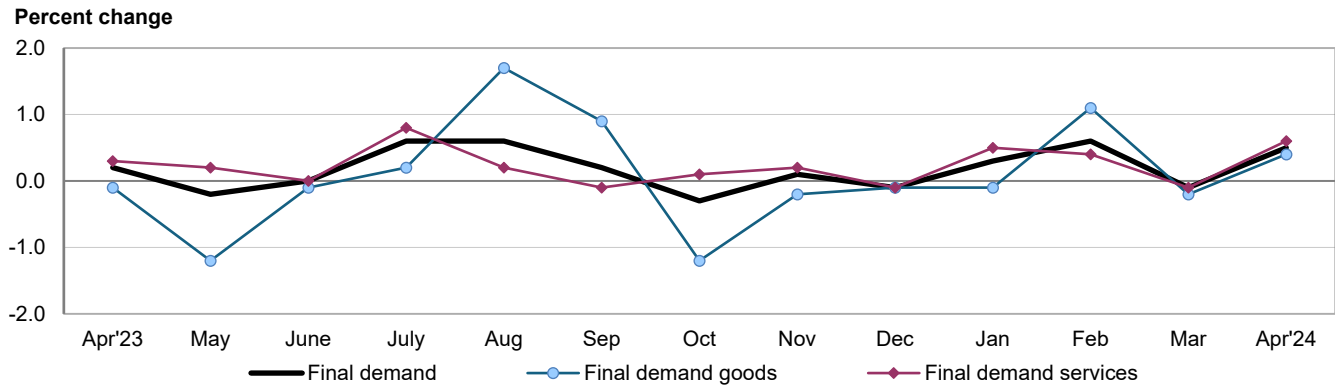


Chart 2. Twelve-month percent changes in selected PPI final demand price indexes, not seasonally adjusted

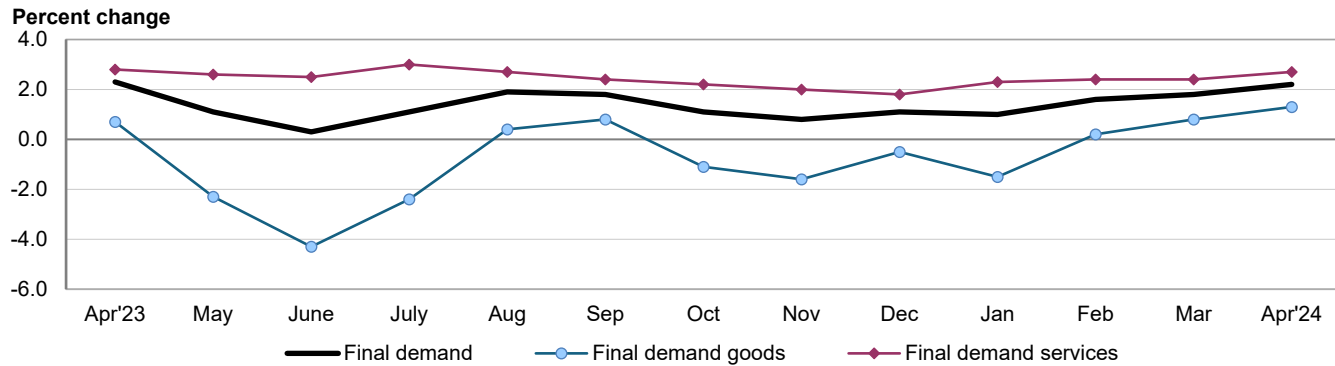


Table A. Monthly and 12-month percent changes in selected final demand price indexes, seasonally adjusted

Month	Total final demand	Final demand less foods, energy, and trade	Final demand goods				Final demand services				Change in final demand from 12 months ago (unadj.)	Change in final demand less foods, energy, and trade from 12 mo. ago (unadj.)
			Total	Foods	Energy	Less foods and energy	Total	Trade	Transportation and warehousing	Other		
2023												
Apr....	0.2	0.2	-0.1	-0.7	-0.1	0.1	0.3	0.5	-2.2	0.5	2.3	3.4
May. . .	-0.2	0.0	-1.2	-0.8	-5.4	0.1	0.2	0.7	-0.7	0.1	1.1	2.9
June...	0.0	0.2	-0.1	-0.4	0.4	-0.1	0.0	-0.8	-0.3	0.5	0.3	2.9
July....	0.6	0.2	0.2	0.3	0.8	0.0	0.8	1.7	0.2	0.4	1.1	2.9
Aug....	0.6	0.2	1.7	-0.4	8.9	0.1	0.2	-0.1	0.0	0.3	1.9	2.9
Sept...	0.2	0.3	0.9	0.4	3.2	0.3	-0.1	-1.1	0.4	0.3	1.8	2.9
Oct....	-0.3	0.1	-1.2	0.2	-6.4	0.1	0.1	0.0	0.5	0.1	1.1	2.8
Nov....	0.1	0.1	-0.2	0.7	-2.0	0.1	0.2	0.4	-0.2	0.1	0.8	2.5
Dec. ¹ ..	-0.1	0.3	-0.1	0.0	-0.8	0.1	-0.1	-1.2	-0.2	0.5	1.1	2.7
2024												
Jan. ¹ ...	0.3	0.6	-0.1	-0.3	-1.2	0.2	0.5	0.1	-0.2	0.8	1.0	2.7
Feb. ¹ ..	0.6	0.4	1.1	1.0	3.8	0.4	0.4	0.3	1.3	0.3	1.6	2.7
Mar. ¹ ..	-0.1	0.2	-0.2	0.4	-1.3	0.0	-0.1	-1.0	0.2	0.3	1.8	2.8
Apr....	0.5	0.4	0.4	-0.7	2.0	0.3	0.6	0.8	-0.6	0.6	2.2	3.1

¹ Some of the figures shown above and elsewhere in this release may differ from those previously reported because data for December 2023 through March 2024 have been revised to reflect the availability of late reports and corrections by respondents.

Table B. Monthly and 12-month percent changes in selected intermediate demand price indexes for goods by commodity type, seasonally adjusted

Month	Processed goods for intermediate demand					Unprocessed goods for intermediate demand				
	Total	Foods and feeds	Energy goods	Less foods and energy	Total, change from 12 months ago (unadj.)	Total	Food-stuffs and feed-stuffs	Energy materials	Nonfood materials less energy	Total, change from 12 months ago (unadj.)
2023										
Apr.....	-0.7	-1.3	-3.4	0.2	-3.4	0.6	-2.2	3.7	1.0	-20.3
May.....	-1.4	-1.3	-5.9	-0.1	-7.2	-4.9	-4.1	-8.0	-1.7	-28.2
June.....	-0.5	-1.3	-0.6	-0.4	-9.4	-1.2	0.3	-2.8	-1.4	-32.1
July.....	-0.3	1.0	-0.2	-0.5	-7.6	2.5	-0.8	10.1	-2.9	-24.1
Aug.....	2.0	0.6	11.2	-0.2	-4.4	2.1	-0.1	6.0	-0.2	-26.2
Sept.....	0.5	0.7	2.1	0.0	-3.7	2.9	1.2	6.8	-0.4	-21.5
Oct.....	-1.0	-0.2	-4.3	-0.1	-4.6	-1.6	-2.1	-2.1	0.0	-14.8
Nov.....	-0.7	-0.5	-2.6	-0.3	-4.6	-2.1	-0.4	-5.3	0.7	-14.0
Dec. ¹	-0.4	0.1	-2.9	0.2	-2.8	-4.1	-3.3	-7.6	0.3	-18.7
2024										
Jan. ¹	-0.1	-1.6	-1.1	0.3	-3.8	1.5	-1.5	6.4	-1.3	-13.5
Feb. ¹	1.4	0.3	5.5	0.5	-2.1	-0.4	1.6	-1.3	-1.8	-9.4
Mar. ¹	-0.5	0.2	-1.3	-0.3	-1.7	-1.9	1.6	-6.3	0.1	-6.8
Apr.....	0.6	-0.2	1.6	0.4	-0.5	3.2	-0.2	8.2	1.0	-4.6

¹ Some of the figures shown above and elsewhere in this release may differ from those previously reported because data for December 2023 through March 2024 have been revised to reflect the availability of late reports and corrections by respondents.

Services for intermediate demand: Prices for services for intermediate demand edged up 0.1 percent in April after rising 0.2 percent in March. Leading the April increase, the index for services less trade, transportation, and warehousing for intermediate demand advanced 0.2 percent. Prices for transportation and warehousing services for intermediate demand moved up 0.4 percent. In contrast, the index for trade services for intermediate demand declined 0.5 percent. For the 12 months ended in April, prices for services for intermediate demand rose 3.0 percent.

Product detail: Over 70 percent of the April increase in the index for services for intermediate demand can be traced to a 3.2-percent advance in prices for management, scientific, and technical consulting services. The indexes for portfolio management, machinery and equipment parts and supplies wholesaling, gross rents for retail properties, and arrangement of freight and cargo transportation also moved higher. Conversely, margins for metals, minerals, and ores wholesaling declined 3.1 percent. The indexes for staffing services, airline passenger services, and fuels and lubricants retailing also decreased.

Table C. Monthly and 12-month percent changes in selected intermediate demand price indexes for services by commodity type, seasonally adjusted

Month	Services for intermediate demand				Total, change from 12 months ago (unadj.)
	Total	Trade	Transportation and warehousing	Other	
2023					
Apr.....	0.6	0.9	-1.0	0.9	4.4
May.....	0.1	-0.3	-0.4	0.4	3.9
June.....	0.0	-0.9	-0.2	0.3	4.4
July.....	0.7	2.1	0.9	0.2	4.7
Aug.....	-0.1	-0.6	-0.7	0.1	4.2
Sept.....	0.3	-0.4	0.8	0.4	4.0
Oct.....	0.0	1.5	0.4	-0.5	3.5
Nov.....	0.5	1.5	-0.2	0.4	3.2
Dec. ¹	0.5	-0.3	1.0	0.6	3.7
2024					
Jan. ¹	0.8	1.1	0.0	0.8	3.5
Feb. ¹	0.0	-1.7	1.0	0.2	3.1
Mar. ¹	0.2	-0.5	0.0	0.4	3.5
Apr.....	0.1	-0.5	0.4	0.2	3.0

¹ Some of the figures shown above and elsewhere in this release may differ from those previously reported because data for December 2023 through March 2024 have been revised to reflect the availability of late reports and corrections by respondents.

Intermediate Demand by Production Flow

Stage 4 intermediate demand: Prices for stage 4 intermediate demand rose 0.2 percent in April, the sixth consecutive increase. In April, the index for total goods inputs to stage 4 intermediate demand advanced 0.3 percent, and prices for total services inputs moved up 0.1 percent. (See table D.) Increases in the indexes for gasoline, portfolio management, machinery and equipment parts and supplies wholesaling, gross rents for retail properties, commercial electric power, and architectural and engineering services outweighed declines in the indexes for metals, minerals, and ores wholesaling; iron and steel; and staffing services. For the 12 months ended in April, prices for stage 4 intermediate demand rose 2.0 percent.

Stage 3 intermediate demand: The index for stage 3 intermediate demand advanced 0.2 percent in April after edging down 0.1 percent in March. In April, prices for total goods inputs to stage 3 intermediate demand increased 0.4 percent, while the index for total services inputs was unchanged. Rising prices for slaughter hogs, diesel fuel, primary basic organic chemicals, gasoline, cable network advertising time sales, and transportation of freight and mail outweighed declines in the indexes for slaughter chickens, iron and steel, and staffing services. For the 12 months ended in April, prices for stage 3 intermediate demand inched down 0.1 percent.

Stage 2 intermediate demand: The index for stage 2 intermediate demand advanced 1.5 percent in April, the largest

increase since rising 1.9 percent in July 2023. In April, prices for total goods inputs to stage 2 intermediate demand jumped 3.7 percent, and the index for total services inputs edged up 0.1 percent. Higher prices for crude petroleum, liquefied petroleum gas, primary basic organic chemicals, ethanol, iron and steel scrap, and pipeline transportation of natural gas outweighed decreases in the indexes for fuels and lubricants retailing, staffing services, and steel mill products. For the 12 months ended in April, prices for stage 2 intermediate demand rose 0.5 percent, the first increase since advancing 5.5 percent for the 12 months ended January 2023.

Stage 1 intermediate demand: The index for stage 1 intermediate demand moved up 0.2 percent in April following a 0.2-percent decrease in March. In April, prices for total goods inputs to stage 1 intermediate demand advanced 0.5 percent. In contrast, the index for total services inputs fell 0.2 percent. Rising prices for diesel fuel, primary basic organic chemicals, portfolio management, gasoline, guestroom rental, and ethanol outweighed declines in the indexes for airline passenger services; steel mill products; and metals, minerals, and ores wholesaling. For the 12 months ended in April, prices for stage 1 intermediate demand increased 0.5 percent, the largest advance since moving up 0.7 percent for the 12 months ended March 2023.

Table D. Monthly percent changes in selected intermediate demand price indexes by production flow, seasonally adjusted

Month	Stage 4 intermediate demand			Stage 3 intermediate demand			Stage 2 intermediate demand			Stage 1 intermediate demand		
	Total	Goods inputs	Ser-vices inputs	Total	Goods inputs	Ser-vices inputs	Total	Goods inputs	Ser-vices inputs	Total	Goods inputs	Ser-vices inputs
2023												
Apr.....	0.2	-0.2	0.6	-0.4	-1.6	0.6	0.9	1.1	0.7	-0.2	-0.9	0.5
May.....	-0.1	-0.5	0.2	-1.2	-2.6	-0.1	-1.4	-4.0	0.5	-0.8	-1.5	-0.2
June.....	0.0	-0.1	0.0	-0.3	-0.4	-0.2	-1.0	-2.0	-0.2	-0.3	-0.6	0.1
July.....	0.4	-0.1	0.8	-0.3	-1.3	0.6	1.9	3.9	0.6	0.1	-0.7	0.9
Aug.....	0.4	0.6	0.3	1.0	3.1	-0.6	0.7	2.2	-0.4	1.3	2.4	0.2
Sept.....	0.3	0.3	0.3	0.5	0.9	0.3	1.2	3.0	-0.1	0.3	0.3	0.2
Oct.....	-0.3	-0.5	-0.2	-0.5	-1.7	0.4	-0.3	-1.1	0.4	-0.4	-0.8	-0.1
Nov.....	0.2	-0.3	0.5	-0.2	-1.1	0.6	-1.0	-2.5	0.2	-0.2	-0.9	0.6
Dec. ¹	0.2	0.0	0.4	-0.3	-1.6	0.7	-1.1	-3.4	0.5	-0.2	-0.7	0.3
2024												
Jan. ¹	0.6	-0.1	1.2	0.3	0.0	0.5	1.1	1.7	0.6	0.4	-0.2	0.9
Feb. ¹	0.1	0.5	-0.3	0.9	2.5	-0.3	0.0	-0.8	0.6	0.4	1.3	-0.5
Mar. ¹	0.1	-0.2	0.3	-0.1	-0.3	0.0	-1.1	-2.7	0.0	-0.2	-0.7	0.3
Apr.....	0.2	0.3	0.1	0.2	0.4	0.0	1.5	3.7	0.1	0.2	0.5	-0.2

¹ Some of the figures shown above and elsewhere in this release may differ from those previously reported because data for December 2023 through March 2024 have been revised to reflect the availability of late reports and corrections by respondents.

PPI Industry Net Output Ratios to be Updated with 2017 Input-Output Data

Effective with the release of June 2024 Producer Price Index (PPI) data on July 12, 2024, the Bureau of Labor Statistics will update the net output ratios used to calculate PPI industry indexes based on the North American Industry Classification System (NAICS). With this update, net output ratios will be based on 2017 Input-Output Account data from the Bureau of Economic Analysis (BEA) of the U.S. Department of Commerce. Net output ratios represent the proportion of an industry's or industry grouping's output

consumed outside its respective area. Previously, net output ratios for calculating NAICS-based PPIs reflected values from BEA's 2012 Input-Output Accounts. This update does not affect Final Demand-Intermediate Demand or Commodity indexes from the PPI.

Further information on this update is available from the PPI Section of Index Analysis and Public Information, at ppi-info@bls.gov or (202) 691-7705.

Chart 1. The Final Demand Index and its component indexes, January 2020 through April 2024, 12-month percentage changes

Percent change

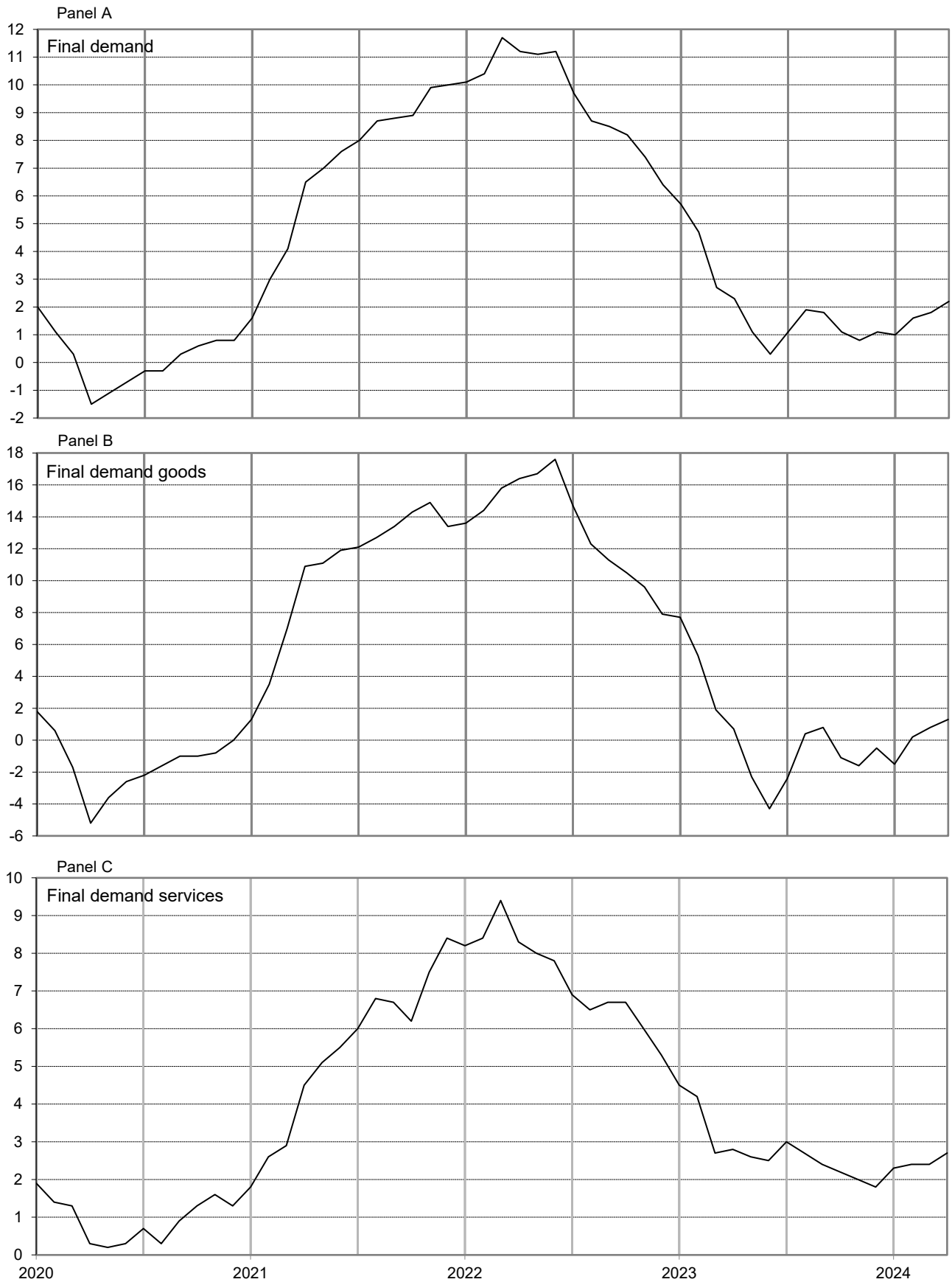


Chart 2. The Processed Goods for Intermediate Demand Index and its component indexes, January 2020 through April 2024, 12-month percentage changes

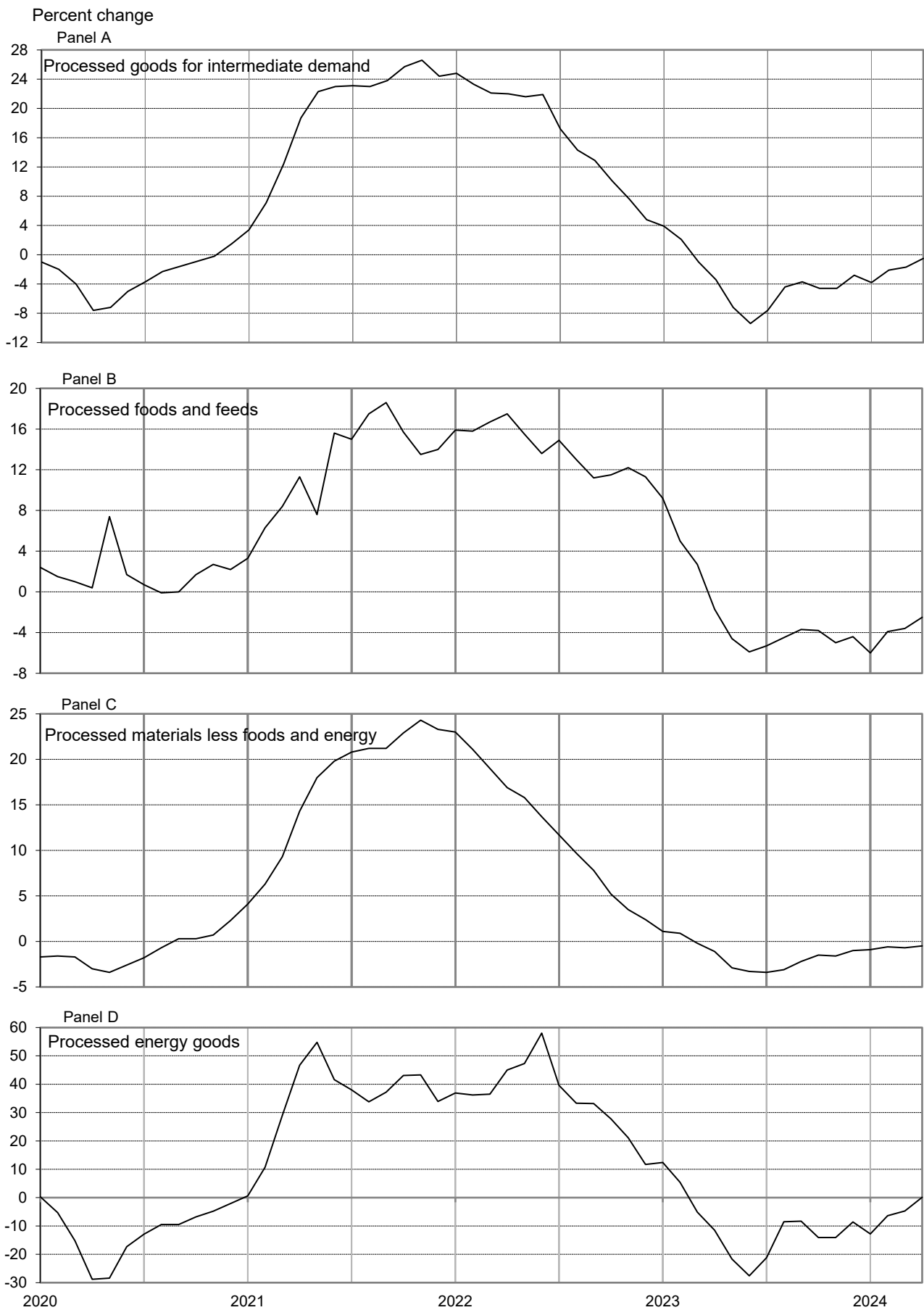


Chart 3. The Unprocessed Goods for Intermediate Demand Index and its component indexes, January 2020 through April 2024, 12-month percentage changes

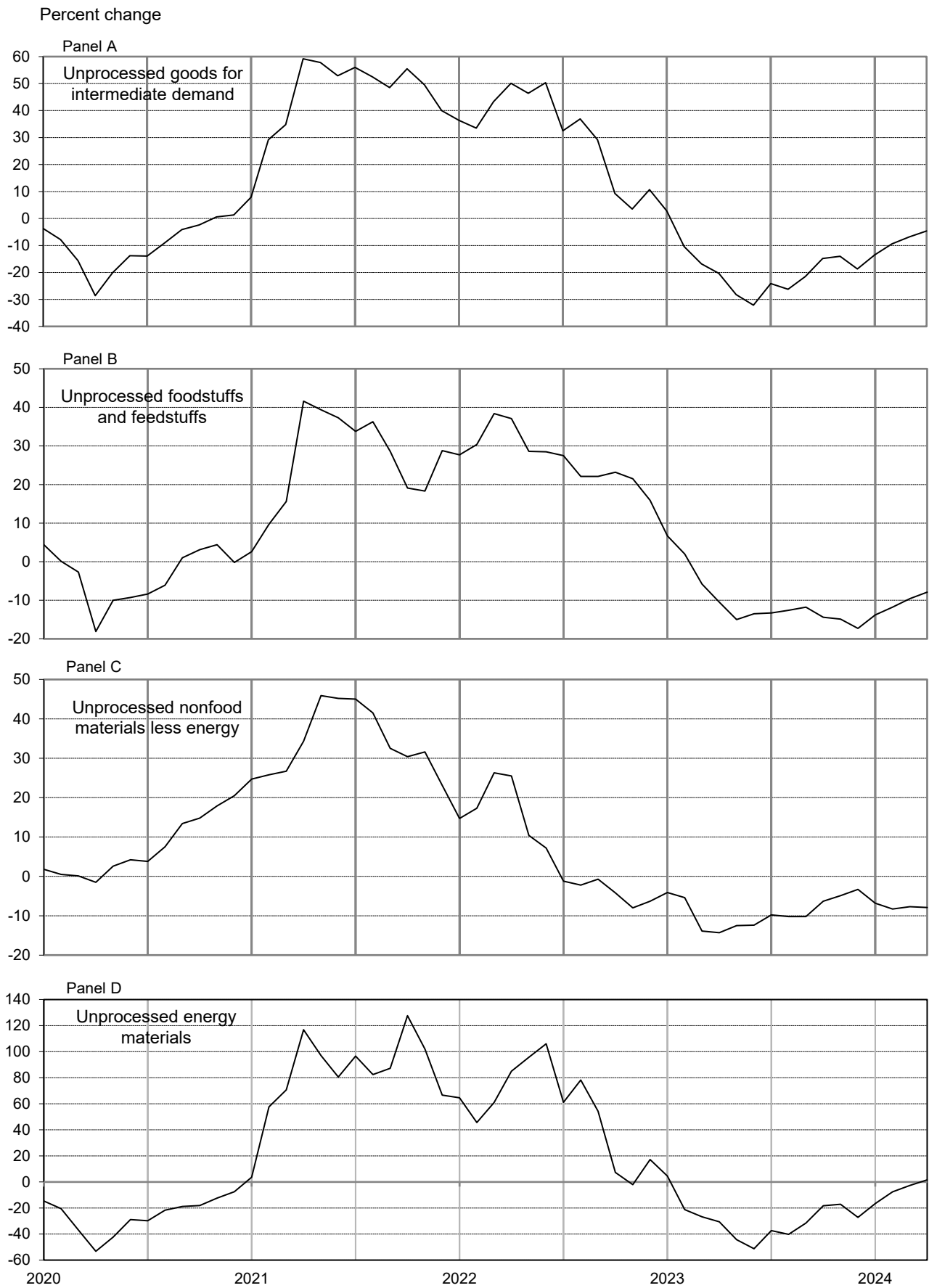
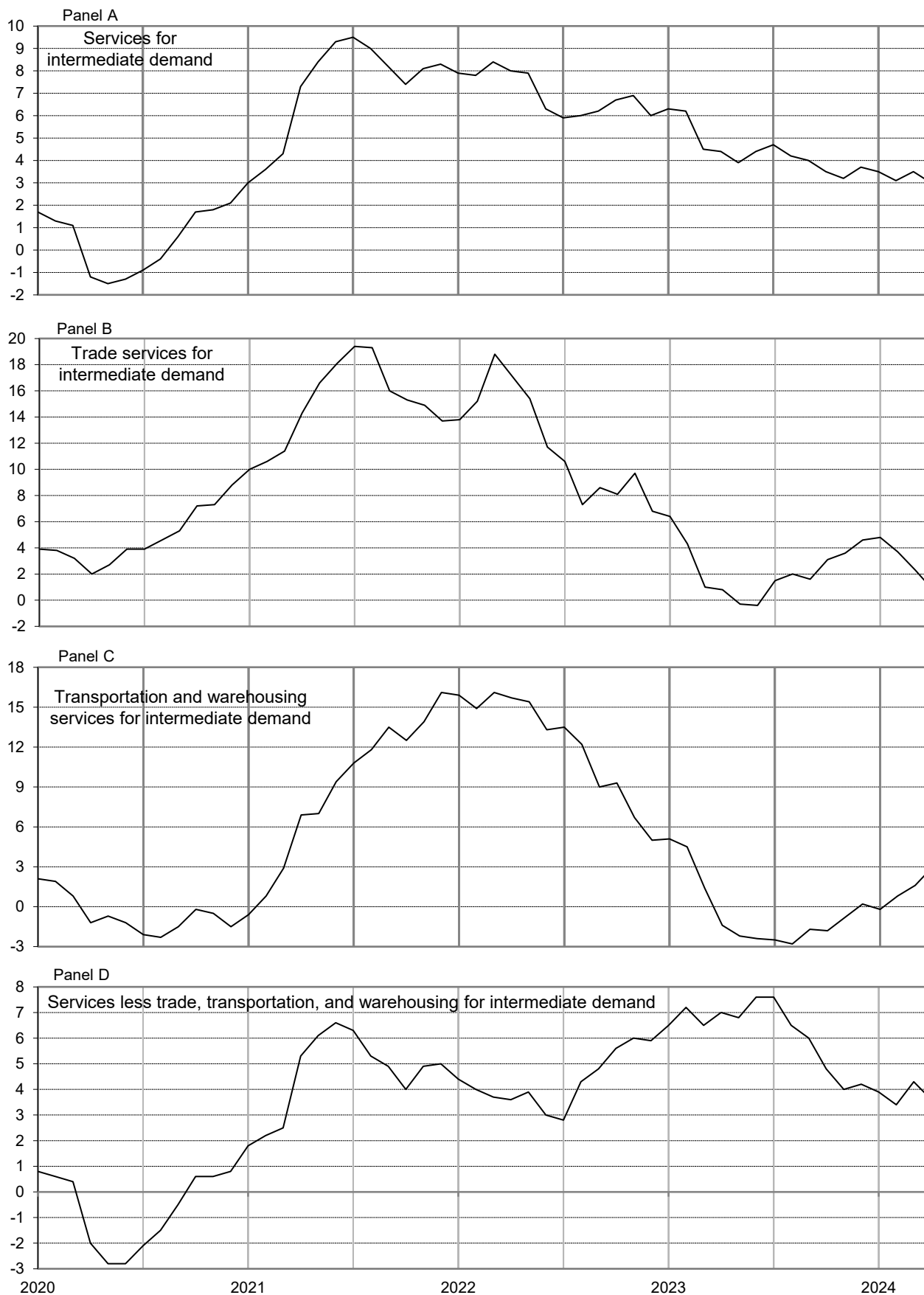


Chart 4. The Services for Intermediate Demand Index and its component indexes, January 2020 through April 2024, 12-month percentage changes

Percent change



Source: U.S. Bureau of Labor Statistics, Producer Price Index Program

Table 1. Producer price index percentage changes and weights for Final Demand-Intermediate Demand groupings, seasonally adjusted
 [April 2024]

Grouping	Commodity code		Relative Importance Dec. 2023 ¹	Unadjusted 12-month percent change ² Apr. 2023 to Apr. 2024 ^P	Seasonally adjusted 1-month percent change ²				
	Group code	Item code			Nov. to Dec.	Dec. to Jan. ^P	Jan. to Feb. ^P	Feb. to Mar. ^P	Mar. to Apr. ^P
Final Demand									
Final demand.....	FD	4	100.000	2.2	-0.1	0.3	0.6	-0.1	0.5
Final demand goods.....	FD	41	30.099	1.3	-0.1	-0.1	1.1	-0.2	0.4
Final demand foods.....	FD	411	5.587	0.5	0.0	-0.3	1.0	0.4	-0.7
Finished consumer foods ³	FD	4111	4.272	2.5	0.1	0.4	1.8	0.3	-0.6
Finished consumer foods, crude.....	FD	41113	0.351	-9.8	-6.3	8.0	10.2	-4.0	-4.3
Finished consumer foods, processed.....	FD	41112	3.921	3.8	0.7	-0.3	1.0	0.8	-0.2
Government purchased foods.....	FD	4112	0.405	4.0	0.7	-1.3	1.0	0.6	-0.7
Foods for export.....	FD	4113	0.910	-9.7	-0.7	-2.9	-2.5	0.8	-0.9
Final demand energy.....	FD	412	5.515	1.0	-0.8	-1.2	3.8	-1.3	2.0
Finished consumer energy goods ³	FD	4121	4.287	1.1	0.6	-1.3	3.1	-1.0	2.2
Government purchased energy.....	FD	4122	0.837	0.7	-5.0	-1.0	6.8	-1.7	1.4
Energy for export.....	FD	4123	0.391	-0.7	-7.5	0.0	6.1	-4.4	1.4
Final demand goods less foods and energy.....	FD	413	18.996	1.6	0.1	0.2	0.4	0.0	0.3
Finished goods less foods and energy ³	FD	4131	10.931	2.3	0.1	0.3	0.4	0.2	0.1
Finished consumer goods less foods and energy.....	FD	41311	5.809	1.9	0.0	0.1	0.4	0.1	0.1
Nondurable consumer goods less foods and energy.....	FD	413111	3.519	2.4	0.1	0.1	0.5	0.0	0.1
Durable consumer goods.....	FD	413112	2.290	1.1	0.0	0.2	0.1	0.3	0.1
Private capital equipment.....	FD	41312	5.122	2.8	0.1	0.5	0.4	0.3	0.2
Private capital equipment for manufacturing industries.....	FD	413121	1.254	3.7	0.2	0.7	0.4	0.5	0.1
Private capital equipment for nonmanufacturing industries.....	FD	413122	3.868	2.5	0.0	0.5	0.3	0.3	0.2
Government purchased goods, excluding foods and energy.....	FD	4132	1.959	2.1	0.1	0.4	0.3	0.2	0.3
Government purchased goods excluding foods, energy, and capital equipment.....	FD	41321	1.146	0.7	0.1	0.1	0.4	0.3	0.4
Government purchased capital equipment.....	FD	41322	0.813	4.2	0.1	0.8	0.3	0.2	0.2
Goods for export, excluding foods and energy.....	FD	4133	6.106	0.2	0.2	0.0	0.3	-0.3	0.5
Final demand services.....	FD	42	67.245	2.7	-0.1	0.5	0.4	-0.1	0.6
Final demand trade services ⁴	FD	423	19.337	-0.3	-1.2	0.1	0.3	-1.0	0.8
Trade of finished goods ³	FD	4231	16.652	-0.7	-0.9	-0.2	0.4	-1.0	0.6
Trade of personal consumption goods.....	FD	42311	13.614	-0.9	0.0	-0.5	0.3	-0.8	-0.1
Trade of private capital equipment.....	FD	42312	3.038	0.0	-4.8	1.2	0.6	-2.1	3.9
Trade of government purchased goods.....	FD	4232	0.758	3.1	-2.9	1.4	0.3	-1.4	1.6
Trade of government purchased goods, excluding capital equipment.....	FD	42321	0.478	2.3	-0.7	0.0	-0.2	-0.6	-0.2
Trade of government purchased capital equipment.....	FD	42322	0.280	4.4	-6.4	3.7	1.2	-2.5	4.8
Trade of exports.....	FD	4233	1.927	2.6	-2.9	2.6	-0.5	-1.4	1.5
Final demand transportation and warehousing services.....	FD	422	4.925	0.3	-0.2	-0.2	1.3	0.2	-0.6
Transportation of passengers for final demand.....	FD	4221	1.262	0.0	2.6	-0.7	3.0	1.7	-3.7
Transportation of private passengers.....	FD	42211	0.851	0.0	2.6	-0.7	3.0	1.7	-3.7
Transportation of government passengers.....	FD	42212	0.102	0.0	2.6	-0.7	3.0	1.7	-3.7
Transportation of passengers for export.....	FD	42213	0.309	0.0	2.6	-0.7	3.1	1.7	-3.8
Transportation and warehousing of goods for final demand.....	FD	4222	3.663	0.4	-1.1	0.0	0.7	-0.4	0.5
Transportation and warehousing of finished goods ³	FD	42221	2.370	0.0	-1.2	0.0	0.7	-0.4	0.5
Transportation and warehousing of personal consumption goods.....	FD	422211	1.910	0.2	-1.2	0.0	0.7	-0.4	0.5
Transportation and warehousing of private capital equipment.....	FD	422212	0.460	-0.4	-1.3	0.0	0.6	-0.5	0.5
Transportation and warehousing of government purchased goods.....	FD	42222	0.220	0.9	-0.9	0.1	0.8	-0.2	0.7
Transportation and warehousing of exports.....	FD	42223	1.073	0.9	-0.8	0.1	0.5	-0.3	0.6
Final demand services less trade, transportation, and warehousing.....	FD	421	42.982	4.4	0.5	0.8	0.3	0.3	0.6
Finished services less trade, transportation, and warehousing ³	FD	4211	37.459	4.3	0.4	0.8	0.3	0.3	0.6
Finished consumer services less trade, transportation, and warehousing.....	FD	42111	32.980	4.3	0.4	0.9	0.3	0.3	0.6
Private capital investment services less trade, transportation, and warehousing.....	FD	42112	4.479	3.6	0.5	-0.3	0.0	0.2	1.0
Government purchased services less trade, transportation, and warehousing.....	FD	4212	2.807	4.2	0.6	0.9	0.2	0.2	0.6
Gov. purchased services less trade, transportation, and warehousing, excl. capital investment.....	FD	42121	2.644	4.4	0.6	1.0	0.2	0.2	0.7
Government purchased capital investment services less trade, transportation, and warehousing.....	FD	42122	0.163	1.6	0.7	-0.7	0.0	0.4	0.1
Services for export less trade, transportation, and warehousing.....	FD	4213	2.716	6.3	1.1	0.7	0.5	1.0	0.8
Final demand construction.....	FD	43	2.656	-0.8	0.0	0.3	0.0	0.1	0.1
Construction for private capital investment.....	FD	431	1.846	-1.0	0.1	0.2	0.0	0.1	0.1
Construction for government.....	FD	432	0.810	-0.5	0.0	0.4	0.0	0.0	0.2
Special Groupings of Final Demand									
Final demand less exports.....	FD	49101	86.568	2.3	0.0	0.3	0.6	-0.1	0.5
Final demand less government.....	FD	49102	92.102	2.1	0.0	0.3	0.5	-0.1	0.5

See footnotes at end of table.

Table 1. Producer price index percentage changes and weights for Final Demand-Intermediate Demand groupings, seasonally adjusted — Continued
 [April 2024]

Grouping	Commodity code		Relative Importance Dec. 2023 ¹	Unadjusted 12-month percent change ² Apr. 2023 to Apr. 2024 ^P	Seasonally adjusted 1-month percent change ²				
	Group code	Item code			Nov. to Dec.	Dec. to Jan. ^P	Jan. to Feb. ^P	Feb. to Mar. ^P	Mar. to Apr. ^P
Final demand less foods, food and nonalcoholic beverages for immediate consumption, and energy ⁵	FD	49103	88.469	2.3	-0.1	0.5	0.4	-0.1	0.5
Final demand less foods and energy ⁵	FD	49104	88.898	2.4	0.0	0.5	0.3	-0.1	0.5
Final demand less foods and food and nonalcoholic beverages for immediate consumption ⁵	FD	49105	93.984	2.2	-0.1	0.4	0.6	-0.2	0.6
Final demand less foods ⁵	FD	49106	94.413	2.3	-0.1	0.4	0.6	-0.1	0.6
Final demand less energy.....	FD	49107	94.485	2.3	0.0	0.4	0.4	0.0	0.4
Final demand less trade services.....	FD	49108	80.663	2.8	0.2	0.4	0.7	0.1	0.5
Final demand less distributive services ⁶	FD	49109	77.000	2.9	0.3	0.4	0.7	0.1	0.5
Final demand goods less energy.....	FD	49111	24.583	1.3	0.1	0.1	0.5	0.1	0.1
Final demand goods less foods.....	FD	49112	24.511	1.4	-0.1	-0.1	1.2	-0.3	0.7
Final demand services less trade services.....	FD	49113	47.907	3.9	0.4	0.7	0.4	0.3	0.5
Final demand distributive services ⁶	FD	49114	23.000	-0.2	-1.1	0.1	0.3	-0.9	0.7
Final demand goods plus final demand distributive services ⁶	FD	49115	53.098	0.6	-0.6	0.0	0.8	-0.5	0.6
Final demand less foods, energy, and trade services ⁵	FD	49116	69.561	3.1	0.3	0.6	0.4	0.2	0.4
Private and government purchased capital equipment.....	FD	49117	5.935	3.0	0.1	0.6	0.3	0.3	0.2
Private and government purchased capital investment services.....	FD	49118	8.420	2.0	-1.7	0.4	0.3	-0.7	2.1
Total private and government purchased capital investment.....	FD	49119	14.355	1.9	-0.8	0.4	0.3	-0.2	1.1
Total finished ³	FD	49201	78.668	2.3	0.0	0.3	0.6	-0.1	0.5
Total finished less foods, food and nonalcoholic beverages for immediate consumption, and energy ^{3, 5}	FD	49202	69.684	2.4	0.0	0.4	0.4	0.0	0.5
Total finished less foods and energy ^{3, 5}	FD	49203	70.109	2.4	0.0	0.4	0.4	0.0	0.5
Total finished less foods and food and nonalcoholic beverages for immediate consumption ^{3, 5}	FD	49204	73.971	2.3	0.0	0.3	0.5	-0.1	0.6
Total finished less foods ^{3, 5}	FD	49205	74.396	2.3	0.0	0.3	0.5	-0.1	0.6
Total finished less energy ³	FD	49206	74.381	2.4	0.0	0.4	0.4	0.0	0.4
Finished goods ³	FD	49207	19.490	2.1	0.2	-0.1	1.3	0.0	0.4
Finished goods less energy ³	FD	49208	15.203	2.4	0.1	0.3	0.8	0.3	-0.1
Finished goods, excluding foods ^{3, 5}	FD	49209	15.218	1.9	0.2	-0.2	1.2	-0.1	0.7
Finished services ³	FD	49210	57.332	2.5	0.0	0.4	0.4	-0.1	0.5
Private capital investment services.....	FD	49211	7.977	1.9	-1.6	0.3	0.3	-0.7	2.1
Finished distributive services ^{3, 6}	FD	49212	19.022	-0.6	-0.9	-0.2	0.4	-0.9	0.6
Finished services less trade services ³	FD	49213	40.680	3.9	0.3	0.7	0.4	0.3	0.5
Finished services less distributive services ^{3, 6}	FD	49214	38.310	4.2	0.4	0.8	0.3	0.3	0.5
Total private capital investment (goods, services, and construction).....	FD	49215	14.945	1.9	-0.8	0.3	0.3	-0.3	1.2
Finished goods plus finished distributive services ^{3, 6}	FD	49216	38.512	0.7	-0.4	-0.1	0.9	-0.5	0.5
Total exports.....	FD	49301	13.432	1.0	-0.4	0.3	0.3	-0.2	0.6
Goods for export.....	FD	49302	7.407	-1.1	-0.4	-0.3	0.3	-0.4	0.4
Services for export.....	FD	49303	6.025	3.8	-0.4	1.1	0.3	0.0	0.7
Total government purchases.....	FD	49401	7.898	2.5	-0.6	0.4	1.0	-0.1	0.6
Government purchased goods.....	FD	49402	3.201	2.0	-1.3	-0.2	2.1	-0.2	0.5
Government purchased services.....	FD	49403	3.887	3.7	-0.1	0.9	0.3	-0.1	0.7
Total government purchased capital investment (goods, services, construction).....	FD	49404	2.066	2.1	-0.8	0.9	0.3	-0.2	0.8
Government purchases, defense.....	FD	49405	2.345	3.6	-1.3	0.6	1.3	-0.4	0.7
Government purchases, non-defense.....	FD	49406	5.553	2.1	-0.3	0.4	0.9	0.0	0.5
Personal consumption.....	FD	49501	63.723	2.4	0.2	0.3	0.7	0.0	0.4
Personal consumption goods (finished consumer goods).....	FD	49502	14.368	1.8	0.2	-0.3	1.6	-0.2	0.5
Personal consumption goods less energy.....	FD	49503	10.081	2.1	0.0	0.2	1.0	0.2	-0.2
Personal consumption goods less foods.....	FD	49504	10.096	1.5	0.3	-0.5	1.6	-0.4	1.0
Personal consumption nondurable goods less foods.....	FD	49508	7.806	1.7	0.4	-0.7	2.0	-0.5	1.3
Personal consumption services.....	FD	49505	49.355	2.6	0.3	0.5	0.4	0.0	0.3
Personal consumption less trade services.....	FD	49506	50.109	3.4	0.3	0.5	0.8	0.2	0.5
Personal consumption less distributive services ⁶	FD	49507	48.199	3.5	0.4	0.6	0.8	0.2	0.5
Personal consumption less foods and energy.....	FD	49510	55.164	2.6	0.2	0.4	0.4	0.0	0.3
Personal consumption less foods, energy, and trade services ⁴	FD	49511	41.550	3.7	0.3	0.8	0.4	0.3	0.4
Personal consumption less foods, energy, and distributive services ⁶	FD	49512	39.640	3.9	0.4	0.8	0.4	0.3	0.4
Personal consumption goods plus personal consumption distributive services ⁶	FD	49509	29.892	0.5	0.0	-0.4	1.0	-0.4	0.3
Intermediate Demand by Commodity Type									
Processed goods									
Processed goods for intermediate demand.....	ID6	1	100.000	-0.5	-0.4	-0.1	1.4	-0.5	0.6
Materials and components for manufacturing.....	ID6	11	43.089	-1.2	0.3	0.2	0.8	-0.5	0.4
Materials for manufacturing.....	ID6	111	26.451	-2.8	0.3	0.1	1.1	-0.9	0.5
Materials for food manufacturing.....	ID6	1111	4.344	0.5	0.6	-1.5	1.6	0.9	0.0
Materials for nondurable manufacturing.....	ID6	1112	11.712	-3.5	-0.4	-0.8	0.8	0.3	1.4
Materials for durable manufacturing.....	ID6	1113	10.395	-3.5	1.0	1.8	1.3	-2.9	-0.3
Components for manufacturing.....	ID6	112	16.638	1.4	0.2	0.4	0.2	0.2	0.2

See footnotes at end of table.

Table 1. Producer price index percentage changes and weights for Final Demand-Intermediate Demand groupings, seasonally adjusted — Continued
[April 2024]

Grouping	Commodity code		Relative Importance Dec. 2023 ¹	Unadjusted 12-month percent change ² Apr. 2023 to Apr. 2024 ^P	Seasonally adjusted 1-month percent change ²				
	Group code	Item code			Nov. to Dec.	Dec. to Jan. ^P	Jan. to Feb. ^P	Feb. to Mar. ^P	Mar. to Apr. ^P
Components for nondurable manufacturing.....	ID6	1121	0.801	-0.3	0.3	-0.1	0.3	0.2	0.6
Components for durable manufacturing.....	ID6	1122	15.837	1.5	0.2	0.4	0.2	0.2	0.1
Materials and components for construction.....	ID6	12	10.771	1.7	0.2	0.2	0.2	0.1	0.3
Materials for construction.....	ID6	121	4.730	2.6	0.1	0.2	0.5	0.5	0.2
Components for construction.....	ID6	122	6.041	1.0	0.3	0.2	0.1	-0.2	0.3
Processed fuels and lubricants for intermediate demand.....	ID6	13	18.764	0.1	-2.9	-1.1	5.5	-1.3	1.6
Processed fuels and lubricants to manufacturing industries.....	ID6	131	4.777	-1.0	-2.7	-1.4	2.9	-1.0	0.4
Processed fuels and lubricants to nonmanufacturing industries.....	ID6	132	13.987	0.5	-2.9	-1.0	6.4	-1.5	2.0
Containers for intermediate demand.....	ID6	14	3.103	-1.6	0.0	-0.1	0.1	-0.2	0.5
Supplies for intermediate demand.....	ID6	15	24.273	-0.7	0.0	-0.2	0.0	-0.1	0.2
Supplies to manufacturing industries.....	ID6	151	3.228	0.5	0.1	0.4	0.0	0.3	0.6
Supplies to nonmanufacturing industries.....	ID6	152	21.045	-0.9	0.0	-0.3	0.0	-0.1	0.2
Supplies to nonmanufacturing industries, feeds.....	ID6	1521	2.214	-12.7	-1.6	-2.6	-3.4	-2.1	-0.9
Supplies to nonmanufacturing industries, other than feeds.....	ID6	1522	18.831	0.6	0.2	0.0	0.4	0.1	0.3
Unprocessed goods									
Unprocessed goods for intermediate demand.....	ID6	2	100.000	-4.6	-4.1	1.5	-0.4	-1.9	3.2
Unprocessed foodstuffs and feedstuffs.....	ID6	21	38.165	-7.9	-3.3	-1.5	1.6	1.6	-0.2
Unprocessed nonfood materials.....	ID6	22	61.836	-2.3	-4.6	3.4	-1.6	-4.0	5.3
Unprocessed nonfood materials except fuel.....	ID6	221	50.586	0.2	-5.5	1.6	2.1	0.5	6.2
Unprocessed nonfood materials except fuel to manufacturing industries.....	ID6	2211	47.969	-0.2	-5.8	1.5	2.2	0.5	6.4
Unprocessed nonfood materials except fuel to nonmanufacturing industries.....	ID6	2212	2.617	-7.1	0.4	2.5	0.0	0.4	0.7
Unprocessed fuel.....	ID6	222	11.250	-18.0	-0.3	11.6	-17.0	-27.0	-0.6
Unprocessed fuel to manufacturing industries.....	ID6	2221	1.006	-7.4	-1.2	2.8	0.8	-13.9	-0.3
Unprocessed fuel to nonmanufacturing industries.....	ID6	2222	10.244	-19.2	-0.2	12.5	-18.6	-28.4	-0.7
Services									
Services for intermediate demand.....	ID6	3	100.000	3.0	0.5	0.8	0.0	0.2	0.1
Trade services for intermediate demand ⁴	ID6	33	18.328	0.8	-0.3	1.1	-1.7	-0.5	-0.5
Trade services for manufacturing industries.....	ID6	331	9.049	0.0	-0.4	2.2	-2.5	-0.5	-0.3
Trade services for nonmanufacturing industries.....	ID6	332	9.279	1.7	-0.2	0.0	-1.0	-0.6	-0.6
Transportation and warehousing services for intermediate demand.....	ID6	32	13.925	3.0	1.0	0.0	1.0	0.0	0.4
Transportation of passengers for intermediate demand.....	ID6	321	1.033	0.0	2.6	-0.7	3.0	1.7	-3.7
Transportation of passengers for manufacturing industries.....	ID6	3211	0.123	0.0	2.6	-0.7	3.1	1.7	-3.8
Transportation of passengers for nonmanufacturing industries.....	ID6	3212	0.910	0.0	2.6	-0.7	3.0	1.7	-3.7
Transportation and warehousing of goods for intermediate demand.....	ID6	322	12.892	3.3	0.9	0.0	0.8	-0.2	0.7
Transportation and warehousing of goods for manufacturing industries.....	ID6	3221	2.732	1.2	-0.6	0.2	0.2	-0.1	0.8
Transportation and warehousing of goods for nonmanufacturing industries.....	ID6	3222	10.160	3.9	1.3	0.0	1.0	-0.2	0.7
Services less trade, transportation, and warehousing for intermediate demand.....	ID6	31	67.747	3.6	0.6	0.8	0.2	0.4	0.2
Services less trade, transportation, and warehousing for manufacturing industries.....	ID6	311	2.130	4.6	0.5	1.8	-0.1	0.4	0.5
Services less trade, transportation, and warehousing for nonmanufacturing industries.....	ID6	312	65.617	3.6	0.6	0.8	0.2	0.4	0.2
Construction									
Construction for intermediate demand.....	ID6	4	100.000	3.0	0.0	0.3	0.1	0.6	0.2
Special Groupings of Intermediate Demand by Commodity Type									
Processed materials less foods and feeds.....	ID6	9111	91.153	-0.4	-0.5	0.0	1.5	-0.5	0.6
Processed foods and feeds.....	ID6	9112	8.847	-2.5	0.1	-1.6	0.3	0.2	-0.2
Processed energy goods.....	ID6	9113	18.764	0.1	-2.9	-1.1	5.5	-1.3	1.6
Processed materials less energy.....	ID6	9118	81.236	-0.7	0.2	0.1	0.5	-0.3	0.3
Processed materials less foods and energy.....	ID6	9115	72.389	-0.5	0.2	0.3	0.5	-0.3	0.4
Intermediate distributive services ⁷	ID6	9116	31.220	1.9	0.2	0.6	-0.7	-0.4	0.0
Processed goods plus intermediate distributive services.....	ID6	9117	-	0.2	-0.2	0.1	0.8	-0.4	0.4
Unprocessed materials less agricultural products.....	ID6	9211	56.663	0.9	-4.9	4.1	-1.2	-4.6	6.3
Unprocessed energy materials ⁸	ID6	9212	36.891	1.6	-7.6	6.4	-1.3	-6.3	8.2
Unprocessed materials less energy.....	ID6	9213	63.109	-7.9	-1.9	-1.4	0.2	1.0	0.3
Unprocessed nonfood materials less energy ⁹	ID6	9216	24.944	-7.9	0.3	-1.3	-1.8	0.1	1.0
Intermediate Demand by Production Flow									
Stage 4 Intermediate Demand									
Stage 4 intermediate demand.....	ID5	4	100.000	2.0	0.2	0.6	0.1	0.1	0.2
Inputs to stage 4 goods producers.....	ID5	41	29.665	-0.4	-0.1	0.5	-0.3	-0.3	0.2
Goods.....	ID5	411	21.643	-1.4	-0.1	0.1	0.0	-0.3	0.1

See footnotes at end of table.

Table 1. Producer price index percentage changes and weights for Final Demand-Intermediate Demand groupings, seasonally adjusted — Continued
 [April 2024]

Grouping	Commodity code		Relative Importance Dec. 2023 ¹	Unadjusted 12-month percent change ² Apr. 2023 to Apr. 2024 ^P	Seasonally adjusted 1-month percent change ²				
	Group code	Item code			Nov. to Dec.	Dec. to Jan. ^P	Jan. to Feb. ^P	Feb. to Mar. ^P	Mar. to Apr. ^P
Foods.....	ID5	4111	2.941	-8.9	-0.2	-1.8	-2.1	0.2	-0.1
Energy.....	ID5	4112	0.170	-13.2	-5.8	-1.5	0.1	-7.2	1.4
Goods excluding foods and energy.....	ID5	4113	18.532	0.0	0.0	0.4	0.4	-0.3	0.1
Services.....	ID5	412	8.022	2.5	-0.3	1.5	-1.1	-0.5	0.4
Trade services.....	ID5	4123	6.017	2.3	-0.4	1.9	-1.5	-0.7	0.3
Transportation and warehousing services.....	ID5	4122	0.492	0.8	-0.1	0.2	0.2	0.2	-0.1
Transportation of passengers.....	ID5	41221	0.076	0.0	2.6	-0.7	3.1	1.7	-3.8
Transportation and warehousing of goods.....	ID5	41222	0.416	0.9	-0.6	0.4	-0.3	-0.1	0.6
Services less trade, transportation, and warehousing.....	ID5	4121	1.513	4.1	0.3	0.6	0.0	0.2	0.8
Inputs to stage 4 services producers.....	ID5	42	55.644	3.6	0.4	0.7	0.3	0.4	0.2
Goods.....	ID5	421	13.716	1.4	0.0	-0.6	1.3	-0.1	0.5
Foods.....	ID5	4211	2.241	2.1	0.4	-1.4	0.9	1.1	0.2
Energy.....	ID5	4212	4.062	1.9	-0.2	-1.7	3.6	-1.1	1.2
Goods excluding foods and energy.....	ID5	4213	7.413	0.9	0.0	0.3	0.1	0.1	0.2
Services.....	ID5	422	41.875	4.3	0.6	1.2	0.0	0.5	0.1
Trade services.....	ID5	4223	4.149	2.0	-1.0	1.5	-0.8	-0.6	0.0
Transportation and warehousing services.....	ID5	4222	3.724	3.5	0.9	0.0	1.8	0.3	0.1
Transportation of passengers.....	ID5	42221	0.480	0.0	2.6	-0.7	3.0	1.7	-3.7
Transportation and warehousing of goods.....	ID5	42222	3.244	4.0	0.6	0.1	1.6	0.1	0.7
Services less trade, transportation, and warehousing.....	ID5	4221	34.002	4.7	0.7	1.3	-0.1	0.7	0.1
Construction.....	ID5	423	0.053	3.0	0.0	0.3	0.1	0.6	0.2
Inputs to stage 4 construction producers.....	ID5	43	14.690	1.2	0.2	0.3	0.0	-0.1	0.3
Goods.....	ID5	431	10.712	1.8	0.3	0.1	0.6	0.0	0.5
Energy.....	ID5	4312	0.762	-2.2	-0.8	-2.2	5.3	-1.8	3.5
Goods excluding foods and energy.....	ID5	4313	9.950	2.2	0.4	0.3	0.2	0.2	0.2
Services.....	ID5	432	3.978	-0.3	0.0	0.6	-1.5	-0.2	-0.2
Trade services.....	ID5	4323	1.728	-2.8	0.4	1.1	-3.4	-0.6	-1.3
Transportation and warehousing services.....	ID5	4322	0.661	-0.5	-1.2	0.0	0.4	-0.4	0.5
Transportation of passengers.....	ID5	43221	0.015	0.0	2.6	-0.7	3.0	1.7	-3.8
Transportation and warehousing of goods.....	ID5	43222	0.646	-0.5	-1.3	0.0	0.4	-0.4	0.6
Services less trade, transportation, and warehousing.....	ID5	4321	1.589	2.5	0.1	0.2	-0.2	0.2	0.6
Stage 3 Intermediate Demand									
Stage 3 intermediate demand.....	ID5	3	100.000	-0.1	-0.3	0.3	0.9	-0.1	0.2
Inputs to stage 3 goods producers.....	ID5	31	43.800	-2.9	-0.6	0.5	0.7	-0.1	0.0
Goods.....	ID5	311	33.969	-3.3	-0.7	0.1	1.6	-0.1	0.1
Foods.....	ID5	3111	10.337	-6.4	-2.8	-1.3	3.6	1.4	-0.4
Energy.....	ID5	3112	1.164	-5.9	-3.6	0.4	-1.5	-1.1	-1.0
Goods excluding foods and energy.....	ID5	3113	22.468	-1.6	0.4	0.8	0.9	-0.7	0.4
Services.....	ID5	312	9.831	-1.5	-0.2	1.7	-2.4	0.0	-0.4
Trade services.....	ID5	3123	5.506	-3.9	0.0	2.8	-4.4	0.0	-1.1
Transportation and warehousing services.....	ID5	3122	2.865	0.5	-0.7	0.2	0.5	-0.2	0.3
Transportation of passengers.....	ID5	31221	0.149	0.0	2.6	-0.7	3.1	1.7	-3.8
Transportation and warehousing of goods.....	ID5	31222	2.716	0.6	-0.9	0.2	0.4	-0.3	0.6
Services less trade, transportation, and warehousing.....	ID5	3121	1.460	3.5	0.3	0.4	-0.2	0.3	0.6
Inputs to stage 3 services producers.....	ID5	32	55.023	2.3	-0.1	0.1	1.1	-0.1	0.4
Goods.....	ID5	321	9.949	0.9	-4.4	-0.4	5.4	-0.8	1.4
Foods.....	ID5	3211	0.088	-2.1	-0.7	-0.7	-0.5	-0.1	-0.4
Energy.....	ID5	3212	5.884	0.9	-7.2	-0.8	9.1	-1.5	1.9
Goods excluding foods and energy.....	ID5	3213	3.977	1.1	0.0	0.3	0.3	0.3	0.6
Services.....	ID5	322	44.469	2.6	0.9	0.3	0.2	0.0	0.1
Trade services.....	ID5	3223	2.814	0.5	0.2	-1.3	-0.8	-0.4	-0.9
Transportation and warehousing services.....	ID5	3222	10.389	4.8	2.0	-0.2	1.1	-0.2	0.6
Transportation of passengers.....	ID5	32221	0.021	0.0	0.2	-0.1	0.2	0.1	-0.2
Transportation and warehousing of goods.....	ID5	32222	10.368	4.8	2.0	-0.2	1.1	-0.2	0.7
Services less trade, transportation, and warehousing.....	ID5	3221	31.266	2.1	0.6	0.5	0.0	0.1	0.1
Construction.....	ID5	323	0.605	3.0	0.0	0.3	0.1	0.6	0.2
Inputs to stage 3 construction producers.....	ID5	33	1.176	2.6	0.1	0.0	-0.5	-0.5	0.2
Goods.....	ID5	331	0.568	1.3	0.2	0.2	0.3	0.4	0.7
Goods excluding foods and energy.....	ID5	3313	0.568	1.3	0.2	0.2	0.3	0.4	0.7
Services.....	ID5	332	0.608	3.8	0.0	-0.2	-1.2	-1.3	-0.2
Trade services.....	ID5	3323	0.561	3.9	0.0	-0.3	-1.2	-1.5	-0.3
Transportation and warehousing services.....	ID5	3322	0.016	3.2	0.2	0.8	-0.6	0.1	0.6
Transportation and warehousing of goods.....	ID5	33222	0.016	3.2	0.2	0.8	-0.6	0.1	0.6
Services less trade, transportation, and warehousing.....	ID5	3321	0.031	2.7	0.4	0.8	-0.3	0.7	0.1
Stage 2 Intermediate Demand									

See footnotes at end of table.

Table 1. Producer price index percentage changes and weights for Final Demand-Intermediate Demand groupings, seasonally adjusted — Continued
 [April 2024]

Grouping	Commodity code		Relative Importance Dec. 2023 ¹	Unadjusted 12-month percent change ² Apr. 2023 to Apr. 2024 ^P	Seasonally adjusted 1-month percent change ²				
	Group code	Item code			Nov. to Dec.	Dec. to Jan. ^P	Jan. to Feb. ^P	Feb. to Mar. ^P	Mar. to Apr. ^P
Stage 2 intermediate demand.....	ID5	2	100.000	0.5	-1.1	1.1	0.0	-1.1	1.5
Inputs to stage 2 goods producers.....	ID5	21	50.555	-1.2	-2.8	1.7	-0.8	-2.2	3.1
Goods.....	ID5	211	35.815	-2.6	-3.8	2.0	-1.0	-3.1	4.2
Foods.....	ID5	2111	4.080	-16.5	-2.2	-4.7	-5.7	-1.3	-0.6
Energy.....	ID5	2112	15.983	1.9	-7.3	6.3	-1.3	-5.7	8.0
Goods excluding foods and energy.....	ID5	2113	15.752	-3.6	-0.2	-0.7	0.4	-0.7	1.6
Services.....	ID5	212	14.451	2.7	-0.1	0.9	-0.2	0.0	0.4
Trade services.....	ID5	2123	5.731	2.0	-1.0	1.3	-0.6	-0.3	-0.2
Transportation and warehousing services.....	ID5	2122	4.784	3.4	0.5	0.5	-0.1	0.2	1.2
Transportation of passengers.....	ID5	21221	0.180	0.0	2.5	-0.7	2.9	1.6	-3.6
Transportation and warehousing of goods.....	ID5	21222	4.604	3.5	0.5	0.5	-0.2	0.2	1.4
Services less trade, transportation, and warehousing.....	ID5	2121	3.936	2.9	0.4	0.8	0.5	0.3	0.1
Construction.....	ID5	213	0.289	3.0	0.0	0.3	0.1	0.6	0.2
Inputs to stage 2 services producers.....	ID5	22	49.447	2.4	0.6	0.5	0.8	0.0	0.0
Goods.....	ID5	221	5.262	-1.0	-0.3	-0.3	0.8	-0.3	0.4
Foods.....	ID5	2211	0.051	-10.0	-0.5	-0.6	-1.5	-0.5	-1.3
Energy.....	ID5	2212	0.322	-3.4	-3.0	0.2	7.8	-2.7	1.2
Goods excluding foods and energy.....	ID5	2213	4.889	-0.7	-0.1	-0.4	0.4	-0.2	0.3
Services.....	ID5	222	43.220	2.8	0.7	0.6	0.8	0.0	0.0
Trade services.....	ID5	2223	2.383	1.7	1.2	-2.8	-0.2	0.1	-3.2
Transportation and warehousing services.....	ID5	2222	2.817	2.9	5.6	-1.0	1.1	-1.0	0.3
Transportation of passengers.....	ID5	22221	0.417	0.0	2.6	-0.7	3.0	1.7	-3.7
Transportation and warehousing of goods.....	ID5	22222	2.400	3.4	6.1	-1.1	0.7	-1.4	1.0
Services less trade, transportation, and warehousing.....	ID5	2221	38.020	2.8	0.3	0.9	0.8	0.1	0.1
Construction.....	ID5	223	0.965	3.0	0.0	0.3	0.1	0.6	0.2
Stage 1 Intermediate Demand									
Stage 1 intermediate demand.....	ID5	1	100.000	0.5	-0.2	0.4	0.4	-0.2	0.2
Inputs to stage 1 goods producers.....	ID5	11	32.376	-3.8	-0.3	0.4	-0.2	-1.2	0.1
Goods.....	ID5	111	23.318	-5.1	-0.4	-0.4	0.7	-1.6	0.4
Foods.....	ID5	1111	2.758	-18.9	-1.0	-3.8	-3.8	1.0	-1.2
Energy.....	ID5	1112	3.446	-4.9	-3.5	-0.2	4.0	-3.6	0.5
Goods excluding foods and energy.....	ID5	1113	17.114	-2.6	0.3	0.1	0.8	-1.6	0.6
Services.....	ID5	112	9.057	-0.5	-0.1	2.5	-2.5	0.0	-0.5
Trade services.....	ID5	1123	5.505	-3.4	-0.7	3.8	-4.3	-0.4	-1.2
Transportation and warehousing services.....	ID5	1122	0.603	4.6	1.0	0.2	1.1	0.8	-0.3
Transportation of passengers.....	ID5	11221	0.103	0.0	2.6	-0.7	3.1	1.7	-3.8
Transportation and warehousing of goods.....	ID5	11222	0.500	5.7	0.7	0.3	0.7	0.6	0.4
Services less trade, transportation, and warehousing.....	ID5	1121	2.949	4.2	0.8	0.6	0.2	0.5	0.7
Construction.....	ID5	113	0.001	3.0	0.0	0.3	0.1	0.6	0.2
Inputs to stage 1 services producers.....	ID5	12	54.733	2.8	0.0	0.4	0.7	0.4	0.2
Goods.....	ID5	121	16.086	1.0	-1.2	-0.3	2.3	-0.1	0.8
Foods.....	ID5	1211	0.064	-31.7	0.0	0.0	13.1	-4.0	0.9
Energy.....	ID5	1212	5.040	0.8	-3.8	-1.4	6.8	-0.5	1.8
Goods excluding foods and energy.....	ID5	1213	10.982	1.3	0.1	0.2	0.2	0.1	0.3
Services.....	ID5	122	38.644	3.7	0.5	0.7	0.0	0.6	-0.1
Trade services.....	ID5	1223	3.829	1.2	0.5	-0.6	-1.1	-0.5	-0.7
Transportation and warehousing services.....	ID5	1222	4.412	2.6	0.8	-0.2	1.9	0.4	-0.9
Transportation of passengers.....	ID5	12221	1.343	0.0	2.6	-0.7	3.1	1.7	-3.8
Transportation and warehousing of goods.....	ID5	12222	3.069	3.8	0.0	0.1	1.4	-0.1	0.4
Services less trade, transportation, and warehousing.....	ID5	1221	30.403	4.1	0.4	0.9	-0.1	0.7	0.1
Construction.....	ID5	123	0.003	3.0	0.0	0.3	0.1	0.6	0.2
Inputs to stage 1 construction producers.....	ID5	13	12.891	2.0	-0.4	0.1	0.5	-0.1	0.2
Goods.....	ID5	131	9.205	2.0	-0.5	0.2	1.1	0.3	0.4
Energy.....	ID5	1312	0.754	-1.5	-8.7	-0.9	11.1	0.3	2.1
Goods excluding foods and energy.....	ID5	1313	8.451	2.3	0.3	0.3	0.2	0.3	0.2
Services.....	ID5	132	3.686	1.9	-0.2	-0.2	-0.9	-1.1	-0.2
Trade services.....	ID5	1323	2.807	2.6	0.2	-0.3	-1.4	-1.3	-0.5
Transportation and warehousing services.....	ID5	1322	0.783	-0.6	-1.4	-0.2	0.8	-0.5	0.5
Transportation and warehousing of goods.....	ID5	13222	0.783	-0.6	-1.4	-0.2	0.8	-0.5	0.5
Services less trade, transportation, and warehousing.....	ID5	1321	0.096	2.5	0.5	0.7	-0.6	0.4	0.4
Special Groupings of Intermediate Demand by Production Flow									
Total goods inputs to stage 4 intermediate demand.....	ID5	9411	46.071	0.1	0.0	-0.1	0.5	-0.2	0.3
Total services inputs to stage 4 intermediate demand.....	ID5	9412	53.875	3.7	0.4	1.2	-0.3	0.3	0.1
Total construction inputs to stage 4 intermediate demand.....	ID5	9413	0.053	3.0	0.0	0.3	0.1	0.6	0.2
Total foods inputs to stage 4 intermediate demand.....	ID5	9414	5.182	-4.3	0.1	-1.6	-0.8	0.6	0.0

See footnotes at end of table.

Table 1. Producer price index percentage changes and weights for Final Demand-Intermediate Demand groupings, seasonally adjusted — Continued
 [April 2024]

Grouping	Commodity code		Relative Importance Dec. 2023 ¹	Unadjusted 12-month percent change ² Apr. 2023 to Apr. 2024 ^p	Seasonally adjusted 1-month percent change ²				
	Group code	Item code			Nov. to Dec.	Dec. to Jan. ^p	Jan. to Feb. ^p	Feb. to Mar. ^p	Mar. to Apr. ^p
Total energy goods inputs to stage 4 intermediate demand.....	ID5	9415	4.994	0.6	-0.5	-1.8	3.7	-1.4	1.6
Total goods less foods and energy inputs to stage 4 intermediate demand.	ID5	9416	35.895	0.8	0.1	0.4	0.3	-0.1	0.2
Total goods inputs to stage 3 intermediate demand.....	ID5	9311	44.486	-2.3	-1.6	0.0	2.5	-0.3	0.4
Total services inputs to stage 3 intermediate demand.....	ID5	9312	54.908	1.8	0.7	0.5	-0.3	0.0	0.0
Total construction inputs to stage 3 intermediate demand.....	ID5	9313	0.605	3.0	0.0	0.3	0.1	0.6	0.2
Total foods inputs to stage 3 intermediate demand.....	ID5	9314	10.425	-6.4	-2.8	-1.3	3.6	1.4	-0.4
Total energy goods inputs to stage 3 intermediate demand.....	ID5	9315	7.048	-0.3	-6.6	-0.6	7.3	-1.5	1.4
Total goods less foods and energy inputs to stage 3 intermediate demand.	ID5	9316	27.013	-1.2	0.3	0.7	0.8	-0.6	0.4
Total goods inputs to stage 2 intermediate demand.....	ID5	9211	41.077	-2.4	-3.4	1.7	-0.8	-2.7	3.7
Total services inputs to stage 2 intermediate demand.....	ID5	9212	57.671	2.8	0.5	0.6	0.6	0.0	0.1
Total construction inputs to stage 2 intermediate demand.....	ID5	9213	1.254	3.0	0.0	0.3	0.1	0.6	0.2
Total foods inputs to stage 2 intermediate demand.....	ID5	9214	4.131	-16.4	-2.2	-4.7	-5.6	-1.3	-0.6
Total energy goods inputs to stage 2 intermediate demand.....	ID5	9215	16.305	1.8	-7.3	6.1	-1.1	-5.7	7.9
Total goods less foods and energy inputs to stage 2 intermediate demand.	ID5	9216	20.641	-2.9	-0.2	-0.6	0.4	-0.6	1.3
Total goods inputs to stage 1 intermediate demand.....	ID5	9111	48.609	-1.8	-0.7	-0.2	1.3	-0.7	0.5
Total services inputs to stage 1 intermediate demand.....	ID5	9112	51.387	2.8	0.3	0.9	-0.5	0.3	-0.2
Total construction inputs to stage 1 intermediate demand.....	ID5	9117	0.004	3.0	0.0	0.3	0.1	0.6	0.2
Total foods inputs to stage 1 intermediate demand.....	ID5	9114	2.822	-19.3	-1.0	-3.7	-3.4	0.8	-1.2
Total energy goods inputs to stage 1 intermediate demand.....	ID5	9115	9.240	-1.5	-4.1	-0.9	6.1	-1.6	1.4
Total goods less foods and energy inputs to stage 1 intermediate demand.	ID5	9116	36.547	-0.3	0.3	0.2	0.5	-0.6	0.4

¹ Comprehensive relative importance figures are initially computed after the publication of December indexes and are recalculated after final December indexes are available. Individual items and subtotals may not add exactly to totals because of rounding differences.

² All indexes are subject to revision for 4 months after their originally scheduled publication to incorporate late reports and corrections by survey respondents. In addition, seasonally adjusted indexes are subject to change for up to 5 years due to the recalculation of seasonal factors published each January.

³ PPI defines Total finished as including only the personal consumption and private capital investment portions of final demand.

⁴ Trade indexes measure changes in margins received by wholesalers and retailers.

⁵ The PPI definition of foods does not include food and beverages for immediate consumption. PPI defines food and beverages for immediate consumption as the service of preparing meals, snacks, and beverages to customer order for immediate on-premises and off-premises consumption.

⁶ Distributive services include transportation, warehousing, and trade of goods.

⁷ Includes intermediate trade, transportation, and warehousing services.

⁸ Includes crude petroleum.

⁹ Excludes crude petroleum.

p Preliminary

"/" Data not available.

Table 2. Producer price index percentage changes for selected commodity groupings by Final Demand-Intermediate Demand category, seasonally adjusted
[April 2024]

Grouping	Commodity code		Unadjusted 12-month percent change ¹	Seasonally adjusted 1-month percent change ¹				
	Group code	Item code		Nov. to Dec.	Dec. to Jan. ^P	Jan. to Feb. ^P	Feb. to Mar. ^P	Mar. to Apr. ^P
Final Demand								
Final demand.....	FD	4	2.2	-0.1	0.3	0.6	-0.1	0.5
Final demand goods.....	FD	41	1.3	-0.1	-0.1	1.1	-0.2	0.4
Final demand foods.....	FD	411	0.5	0.0	-0.3	1.0	0.4	-0.7
Fresh fruits and melons ²	01	11	-7.5	-0.6	3.7	-12.7	-7.9	7.3
Fresh and dry vegetables ²	01	13	-23.9	-5.6	9.6	8.9	15.3	-18.7
Grains.....	01	2	-35.6	-1.4	-5.2	-8.3	2.6	-4.5
Eggs for fresh use ²	01	7107	21.7	-20.5	14.6	55.0	-29.8	11.2
Oilseeds.....	01	8301	-21.3	-3.8	-9.2	-8.9	0.4	-1.0
Bakery products ²	02	11	3.3	0.0	0.1	0.7	0.2	0.0
Milled rice ²	02	13	-7.3	-0.1	-0.8	0.1	0.7	0.6
Pasta products ²	02	1402	-3.2	0.0	-1.8	-0.6	0.0	0.0
Beef and veal.....	02	2101	10.8	0.5	-4.4	4.9	1.2	-5.9
Pork.....	02	2104	18.3	20.5	-5.8	-0.2	-0.9	-0.4
Processed young chickens.....	02	2203	6.8	3.8	-2.1	-1.6	2.4	1.5
Processed turkeys ²	02	2206	-26.5	-2.7	4.3	-2.9	0.4	-0.8
Finfish and shellfish.....	02	23	-0.2	-0.3	5.7	-4.8	2.0	2.8
Dairy products ²	02	3	-0.9	-1.4	-1.2	1.0	1.0	-0.3
Processed fruits and vegetables ²	02	4	5.8	0.1	0.6	0.0	-1.1	0.2
Confectionery end products ²	02	55	3.5	0.2	0.3	0.8	0.5	0.5
Soft drinks ²	02	62	5.5	-1.1	3.3	2.1	0.2	-0.2
Roasted coffee ²	02	6301	5.4	0.3	-0.2	-0.2	-0.1	-0.7
Shortening and cooking oils ²	02	78	-2.7	-1.8	-0.9	0.3	1.5	-0.3
Frozen specialty food ²	02	85	1.4	-0.1	0.7	0.2	-0.1	-0.1
Final demand energy.....	FD	412	1.0	-0.8	-1.2	3.8	-1.3	2.0
Liquefied petroleum gas ²	05	32	9.1	-0.8	3.5	-0.3	2.9	5.7
Residential electric power.....	05	41	4.5	0.5	-0.4	0.3	0.7	0.3
Residential natural gas.....	05	51	-2.3	-0.1	1.4	0.8	-1.4	-3.2
Gasoline.....	05	71	-1.9	2.1	-3.4	6.3	-3.0	5.4
Home heating oil and distillates.....	05	7302	4.8	-3.4	-0.6	-1.7	-2.7	2.0
No. 2 diesel fuel.....	05	7303	2.4	-9.3	-0.7	14.9	1.8	3.0
Final demand goods less foods and energy.....	FD	413	1.6	0.1	0.2	0.4	0.0	0.3
Alcoholic beverages.....	02	61	1.2	0.2	0.0	-0.2	0.0	0.2
Pet food ²	02	9402	0.1	0.0	-0.2	0.5	0.0	-0.1
Women's, girls', and infants' apparel ²	03	8106	1.7	0.0	2.2	0.0	0.0	0.0
Men's and boys' apparel ²	03	8107	2.3	0.0	0.9	0.3	0.0	-0.3
Textile housefurnishings ²	03	82	0.8	0.0	0.0	1.0	-0.2	0.2
Footwear ²	04	3	1.9	0.0	0.2	0.6	0.0	0.8
Industrial chemicals.....	06	1	-6.4	-1.5	-3.4	2.4	0.3	2.6
Pharmaceutical preparations.....	06	38	1.5	0.2	-0.4	0.2	0.1	0.2
Soaps and detergents ²	06	71	1.8	1.1	0.1	0.4	0.1	0.2
Cleaning and polishing products ²	06	72	0.8	0.0	0.1	0.4	0.1	0.3
Cosmetics and other toiletries ²	06	75	1.8	0.0	0.0	0.6	0.1	0.0
Tires ²	07	1201	-1.0	0.0	0.0	0.0	-0.1	0.0
Consumer, institutional, and commercial products, n.e.c. ²	07	2B	0.3	-0.1	0.0	0.1	0.3	0.2
Sanitary paper products ²	09	1501	-2.7	-1.3	-0.2	0.2	-0.6	0.2
Iron and steel scrap.....	10	12	-15.9	-0.9	-3.9	-3.9	-15.8	4.6
Agricultural machinery and equipment ²	11	1	1.9	0.2	0.0	0.1	0.5	0.3
Construction machinery and equipment ²	11	2	4.1	0.1	0.5	0.2	0.0	0.4
Metal cutting machine tools ²	11	37	1.2	0.0	0.2	0.1	0.0	0.0
Metal forming machine tools.....	11	38	11.0	0.6	0.4	0.9	0.6	0.6
Tools, dies, jigs, fixtures, and industrial molds ²	11	39	5.8	0.2	3.0	0.3	0.0	0.3
Pumps, compressors, and equipment ²	11	41	6.3	0.5	1.1	0.4	0.7	0.1
Industrial material handling equipment ²	11	44	5.2	0.0	1.3	0.1	0.2	2.4
Electronic computers and computer equipment ²	11	5	1.0	0.7	0.6	0.0	-0.2	0.6
Textile machinery and equipment ²	11	62	0.0	0.0	0.0	0.0	0.0	0.0
Paper industries machinery ²	11	64	3.8	0.3	0.7	0.3	0.6	0.0
Printing trades machinery and equipment ²	11	65	1.9	0.6	-0.1	-0.6	0.5	-0.2
Transformers and power regulators ²	11	74	2.6	1.6	0.7	0.0	0.4	-1.2
Communication and related equipment.....	11	76	4.1	0.2	2.1	0.5	0.5	-0.2
Electronic components and accessories.....	11	78	1.3	0.0	0.6	0.0	-0.1	0.4
X-ray and electromedical equipment ²	11	7905	1.8	0.0	0.1	0.5	0.0	0.0
Oil field and gas field machinery ²	11	91	3.9	1.4	1.7	0.0	0.0	0.0
Mining machinery and equipment ²	11	92	7.5	0.0	0.2	1.4	0.0	0.6
Internal combustion engines ²	11	94	4.5	0.0	2.0	0.0	0.0	0.4

See footnotes at end of table.

Table 2. Producer price index percentage changes for selected commodity groupings by Final Demand-Intermediate Demand category, seasonally adjusted — Continued
 [April 2024]

Grouping	Commodity code		Unadjusted 12-month percent change ¹	Seasonally adjusted 1-month percent change ¹				
	Group code	Item code		Apr. 2023 to Apr. 2024 ^P	Nov. to Dec.	Dec. to Jan. ^P	Jan. to Feb. ^P	Feb. to Mar. ^P
Household furniture ²	12	1	-1.4	0.0	0.1	-0.1	0.3	0.0
Commercial furniture ²	12	2	2.3	-0.7	0.3	1.4	0.1	-0.4
Floor coverings ²	12	3	1.0	-0.3	1.5	-1.9	1.8	0.0
Household appliances ²	12	4	1.0	-0.2	0.0	-0.3	0.3	-0.2
Home electronic equipment ²	12	5	2.1	0.0	0.0	0.0	1.9	0.0
Lawn and garden equipment excl. garden tractors ²	12	66	1.6	0.6	0.1	-0.1	0.2	0.0
Passenger cars.....	14	1101	-2.1	-2.4	0.0	0.2	0.3	0.2
Light motor trucks.....	14	1105	1.5	0.0	0.2	0.3	0.4	0.0
Heavy motor trucks ²	14	1106	1.1	0.1	0.0	0.0	0.0	0.0
Motor vehicles parts ²	14	12	1.1	-0.1	0.2	0.1	0.2	0.1
Truck trailers ²	14	14	-1.6	0.0	-0.3	0.6	-0.1	-0.4
Travel trailers and campers ²	14	16	0.6	0.0	0.0	0.0	0.0	0.0
Aircraft.....	14	21	4.3	0.2	0.5	0.2	0.1	0.1
Ships ²	14	31	2.7	0.1	0.0	0.3	0.0	0.3
Railroad equipment ²	14	4	0.9	0.0	0.1	0.1	0.1	0.0
Toys, games, and children's vehicles ²	15	11	0.2	0.0	0.1	0.0	0.0	0.0
Sporting and athletic goods ²	15	12	11.9	2.1	1.2	0.3	2.0	0.0
Cigarettes ²	15	21	11.2	0.0	0.8	2.4	0.0	0.0
Mobile homes.....	15	5	-0.7	-0.1	0.3	0.0	-0.4	-0.8
Medical, surgical & personal aid devices.....	15	6	2.7	0.1	0.6	0.5	0.1	0.0
Jewelry, platinum and karat gold ²	15	9402	5.9	2.6	0.5	-0.2	1.9	2.4
Costume jewelry and novelties ²	15	9404	1.5	0.0	0.6	0.0	0.0	0.0
Final demand services.....	FD	42	2.7	-0.1	0.5	0.4	-0.1	0.6
Final demand trade services ³	FD	423	-0.3	-1.2	0.1	0.3	-1.0	0.8
Machinery and equipment parts and supplies wholesaling ²	57	1102	7.6	-0.2	1.4	0.3	-1.5	1.3
Machinery and vehicle wholesaling ²	57	1103	5.5	-8.2	4.7	1.4	-2.6	5.9
Professional and commercial equipment wholesaling ²	57	1104	0.0	1.1	0.1	1.1	-2.9	0.5
Furnishings wholesaling ²	57	2	-6.9	0.1	0.3	0.2	-0.1	0.0
Chemicals and allied products wholesaling ²	57	5	-2.1	-5.8	10.4	-3.9	-1.7	-0.5
Paper and plastics products wholesaling ²	57	6	-2.4	1.1	-1.1	-2.4	-0.6	0.0
Apparel wholesaling ²	57	7	-3.4	-8.4	1.4	-3.4	7.2	-4.9
Food and alcohol wholesaling ²	57	8	4.2	-1.2	0.7	1.1	0.7	0.7
Food and alcohol retailing.....	58	1	1.9	1.0	0.0	0.9	-0.1	0.5
Health, beauty, and optical goods retailing ²	58	2	4.4	2.9	3.4	1.2	-3.5	0.5
Apparel, jewelry, footwear, and accessories retailing.....	58	3	6.4	5.0	-2.0	1.4	0.7	-0.2
Computer hardware, software, and supplies retailing ²	58	4	-16.4	5.9	-24.0	-8.5	12.5	12.4
TV, video, and photographic equipment and supplies retailing.....	58	5	-5.1	-6.8	3.3	-3.3	-6.9	-1.9
Automobiles retailing (partial).....	58	6101	-33.1	-5.3	-10.4	-1.8	-4.4	4.3
Automotive parts, including tires, retailing ²	58	6102	2.4	1.5	0.1	-2.0	-1.7	-0.5
RVs, trailers, and campers retailing ²	58	8	-1.4	-6.1	-8.9	13.3	6.9	-1.0
Sporting goods, including boats, retailing.....	58	9	0.3	4.2	4.8	-2.4	-0.7	1.6
Lawn, garden, and farm equipment and supplies retailing ²	58	A	1.4	0.3	-0.7	-1.6	1.1	0.2
Furniture retailing ²	58	B	-6.7	0.6	-0.6	2.0	-2.1	0.4
Flooring and floor coverings retailing ²	58	C	1.1	-2.7	2.3	1.6	-0.5	0.0
Hardware, building materials, and supplies retailing.....	58	D	12.2	-0.6	-1.3	-1.3	-2.2	1.0
Major household appliances retailing.....	58	E	-6.9	-4.1	-4.9	6.6	-6.5	-1.6
Fuels and lubricants retailing.....	58	F	-3.1	4.5	-7.7	-0.6	2.5	-11.0
Cleaning supplies and paper products retailing ²	58	G	0.7	-0.1	2.2	-0.8	-0.5	-1.2
Book retailing ²	58	H	0.8	0.1	3.7	-3.4	2.8	-1.2
Final demand transportation and warehousing services.....	FD	422	0.3	-0.2	-0.2	1.3	0.2	-0.6
Rail transportation of freight and mail ²	30	11	1.8	-0.1	1.1	-1.4	-0.1	0.9
Truck transportation of freight ²	30	12	-1.0	-1.6	-0.2	0.8	-0.5	0.5
Air transportation of freight ²	30	14	0.6	-1.1	-0.8	-0.6	0.3	0.0
Courier, messenger, and U.S. postal services.....	30	16	5.4	0.3	0.3	1.3	0.0	0.3
Rail transportation of passengers.....	30	21	0.0	0.1	-0.1	0.0	0.0	0.0
Airline passenger services.....	30	22	0.0	2.6	-0.7	3.1	1.7	-3.8
Final demand services less trade, transportation, and warehousing.....	FD	421	4.4	0.5	0.8	0.3	0.3	0.6
Sales of books.....	33	11	7.5	0.7	0.8	1.9	-0.3	0.1
Sales and subscriptions of periodicals and newspapers.....	33	12	2.3	1.1	-0.3	0.8	-0.4	0.1
Application software publishing ²	34	2	4.2	1.9	1.2	-0.6	-0.4	0.0
Advertising space sales in periodicals, newspapers, directories, and mailing lists ²	36	1	-0.9	0.1	0.1	0.2	0.0	0.4
Residential wired telecommunication services ²	37	11	3.6	0.1	0.2	-0.1	0.0	0.7
Wireless telecommunication services.....	37	2	1.0	0.1	0.1	0.0	0.1	0.1
Cable and satellite subscriber services.....	37	3	5.0	-0.1	0.8	0.8	-1.1	1.6
Internet access services ²	37	4	-0.1	-0.3	0.8	0.5	0.0	0.4

See footnotes at end of table.

Table 2. Producer price index percentage changes for selected commodity groupings by Final Demand-Intermediate Demand category, seasonally adjusted — Continued
[April 2024]

Grouping	Commodity code		Unadjusted 12-month percent change ¹	Seasonally adjusted 1-month percent change ¹				
	Group code	Item code		Apr. 2023 to Apr. 2024 ^P	Nov. to Dec.	Dec. to Jan. ^P	Jan. to Feb. ^P	Feb. to Mar. ^P
Bundled wired telecommunications access services ²	37	5	2.8	1.9	1.6	0.4	-0.3	3.1
Consumer loans (partial).....	39	12	13.1	4.2	0.6	3.0	1.0	3.4
Deposit services (partial) ²	39	2	19.0	3.2	0.9	1.1	2.7	-0.1
Other credit intermediation, incl. trust services (partial) ²	39	3	-2.3	-0.2	0.0	1.3	0.0	-3.4
Securities brokerage, dealing, investment advice, and related services ² ...	40	1	10.9	2.7	0.7	0.5	2.7	0.0
Portfolio management ²	40	2	13.7	1.6	6.5	0.2	0.6	3.9
Life insurance ²	41	1101	-2.6	0.0	-0.5	-0.3	0.0	-0.7
Disability insurance, including accidental death ²	41	1102	-0.5	0.0	-0.5	0.0	0.0	0.0
Health and medical insurance.....	41	1103	2.3	0.1	0.1	0.2	0.2	0.2
Property and casualty insurance ²	41	1104	7.0	1.2	0.4	0.4	0.4	0.1
Annuities ²	41	2	0.8	-0.1	0.2	0.0	0.0	0.4
Residential property sales and leases, brokerage fees and commissions...	43	21	6.8	0.5	0.0	-0.1	0.0	2.1
Passenger car rental.....	44	1	-1.5	1.3	-3.0	-2.0	4.0	2.4
Legal services.....	45	1	6.7	0.4	2.2	0.6	0.1	0.5
Tax preparation and planning.....	45	2102	4.4	-1.0	0.0	3.5	1.0	0.5
Architectural and engineering services.....	45	3	2.8	0.1	0.0	0.0	0.0	0.7
Management, scientific, and technical consulting services ²	45	4	5.8	0.8	-0.2	-0.4	0.2	3.2
Arrangement of flights (partial).....	47	1	2.2	-0.2	-0.9	0.0	-0.2	0.8
Arrangement of vehicle rentals and lodging ²	47	2	-5.0	-0.1	-1.4	0.1	-0.1	1.0
Arrangement of cruises and tours ²	47	3	7.1	-1.5	-0.9	1.6	-1.2	0.3
Physician care.....	51	1101	1.6	0.1	0.7	0.0	0.2	0.2
Medical laboratory and diagnostic imaging care ²	51	1102	0.2	0.0	0.2	0.0	-0.2	0.1
Home health and hospice care.....	51	1103	2.6	0.3	-0.2	0.1	0.0	0.1
Hospital outpatient care ²	51	1104	4.0	-0.4	1.4	0.5	0.1	-0.1
Dental care.....	51	1105	4.3	0.2	0.0	1.4	-0.1	2.0
Hospital inpatient care.....	51	2101	4.6	0.6	0.7	0.3	0.0	0.2
Nursing home care.....	51	2102	3.3	0.1	0.1	0.0	0.2	0.3
Traveler accommodation services.....	53	11	-1.2	-4.2	3.0	-0.8	-1.4	2.4
Food and beverages for immediate consumption services (partial) ²	54	1	4.6	0.0	0.1	0.5	1.2	0.3
Motor vehicle repair and maintenance (partial) ²	55	2	4.3	0.2	0.4	0.5	0.4	0.5
Membership dues and admissions and recreation facility use fees (partial) ²	56	1	4.7	2.3	0.1	0.0	1.7	-0.4
Recreational activity instruction fees (partial) ²	56	2	0.8	0.0	0.6	0.0	0.0	0.0
Gaming receipts (partial) ²	56	3	0.3	1.8	-1.6	0.2	2.5	-2.9
Mining services ²	60	1	2.2	1.1	-0.2	0.4	0.3	0.2
Final demand construction.....	FD	43	-0.8	0.0	0.3	0.0	0.1	0.1
New warehouse building construction ²	80	1101	-0.3	-0.1	0.0	-0.1	0.1	0.4
New school building construction ²	80	1102	-0.7	-0.1	0.5	0.0	-0.1	0.3
New office building construction ²	80	1103	-1.4	0.2	0.3	0.0	0.4	0.0
New industrial building construction ²	80	1104	-0.5	0.0	0.4	-0.1	0.0	-0.2
New health care building construction ²	80	1105	-1.5	0.1	0.2	0.0	-0.2	0.0
Intermediate Demand by Commodity Type								
Processed goods for intermediate demand.....	ID6	1	-0.5	-0.4	-0.1	1.4	-0.5	0.6
Processed foods and feeds.....	ID6	9112	-2.5	0.1	-1.6	0.3	0.2	-0.2
Meats.....	02	21	10.1	4.8	-3.6	2.3	0.6	-2.2
Processed poultry.....	02	22	1.7	1.2	-1.2	0.4	4.2	2.6
Dairy products ²	02	3	-0.9	-1.4	-1.2	1.0	1.0	-0.3
Processed fruits and vegetables ²	02	4	5.8	0.1	0.6	0.0	-1.1	0.2
Refined sugar and byproducts ²	02	53	18.5	0.1	2.6	8.7	1.7	-0.5
Fats and oils ²	02	7	-9.9	-1.6	-3.0	-2.1	-0.1	-0.7
Prepared animal feeds.....	02	9	-10.2	-0.7	-2.5	-2.3	-2.0	-0.4
Processed materials less foods and feeds.....	ID6	9111	-0.4	-0.5	0.0	1.5	-0.5	0.6
Synthetic fibers ²	03	1	0.8	-1.2	-1.6	0.4	5.1	-2.6
Processed yarns and threads ²	03	2	-0.8	0.2	0.4	-0.3	0.8	0.3
Finished fabrics ²	03	4	0.4	0.2	0.1	0.1	0.5	0.2
Liquefied petroleum gas ²	05	32	9.1	-0.8	3.5	-0.3	2.9	5.7
Commercial electric power.....	05	42	2.7	1.1	-2.2	2.4	-1.0	1.2
Industrial electric power.....	05	43	5.6	1.2	-2.0	2.3	-0.3	1.1
Commercial natural gas.....	05	52	-4.1	2.0	-0.2	2.1	0.4	-2.9
Industrial natural gas.....	05	53	-4.9	-0.3	3.6	-0.7	0.7	-3.6
Natural gas to electric utilities.....	05	54	-7.2	-0.3	4.8	7.3	-6.7	-2.2
Gasoline.....	05	71	-1.9	2.1	-3.4	6.3	-3.0	5.4
Jet fuel ²	05	7203	3.8	-12.1	0.4	9.8	-5.4	0.3
No. 2 diesel fuel.....	05	7303	2.4	-9.3	-0.7	14.9	1.8	3.0
Residual fuels ²	05	74	14.1	-7.1	-0.2	1.8	0.5	1.1

See footnotes at end of table.

Table 2. Producer price index percentage changes for selected commodity groupings by Final Demand-Intermediate Demand category, seasonally adjusted — Continued
 [April 2024]

Grouping	Commodity code		Unadjusted 12-month percent change ¹	Seasonally adjusted 1-month percent change ¹				
	Group code	Item code		Apr. 2023 to Apr. 2024 ^P	Nov. to Dec.	Dec. to Jan. ^P	Jan. to Feb. ^P	Feb. to Mar. ^P
Finished lubricants ²	05	76	0.1	0.7	0.3	-0.1	-0.8	0.0
Lubricating oil base stocks ²	05	78	-21.0	-7.3	-3.6	-0.4	-4.7	-7.9
Asphalt.....	05	8102	3.7	4.3	2.7	-13.7	8.8	-5.4
Basic inorganic chemicals ²	06	13	-10.7	-0.2	-1.1	-0.7	0.2	0.4
Basic organic chemicals.....	06	14	-5.3	-1.8	-3.9	3.1	0.4	3.1
Prepared paint ²	06	21	-1.3	0.0	0.1	-0.1	-0.1	-0.2
Paint materials ²	06	22	-1.9	-0.5	-0.5	0.1	0.2	0.0
Medicinal and botanical chemicals ²	06	31	5.0	-0.2	0.4	3.9	0.1	0.2
Biological products, including diagnostics.....	06	37	1.4	-0.3	-0.9	-0.3	0.4	0.2
Fats and oils, inedible ²	06	4	1.3	-1.9	17.2	-5.0	-0.7	-0.5
Nitrogenates.....	06	5201	-11.3	4.5	-3.4	-6.1	4.2	0.3
Phosphates.....	06	5202	-4.1	2.9	3.9	0.8	-1.6	-1.8
Other agricultural chemicals ²	06	53	-12.2	0.5	-0.3	0.0	0.1	0.0
Plastic resins and materials.....	06	6	-6.3	1.1	-0.6	0.8	-1.4	1.4
Industrial gases ²	06	7903	6.8	0.8	2.3	-4.7	3.3	4.5
Adhesives and sealants ²	06	7904	-0.1	-0.2	0.1	-0.5	0.7	0.1
Synthetic rubber ²	07	1102	-0.1	-1.5	-1.6	1.2	3.6	4.3
Tires ²	07	1201	-1.0	0.0	0.0	0.0	-0.1	0.0
Plastic construction products ²	07	21	-1.2	-0.4	0.5	-0.2	0.0	0.6
Unsupported plastic film, sheet, other shapes ²	07	22	-3.5	0.5	-1.1	0.7	0.2	1.0
Parts for manufacturing from plastics ²	07	26	-0.8	-0.1	0.1	-0.1	0.8	0.0
Plastic packaging products ²	07	2A	-0.8	-0.3	0.8	-0.5	0.3	0.6
Softwood lumber.....	08	11	-4.3	-1.7	-1.7	-3.2	1.9	6.2
Hardwood lumber ²	08	12	1.4	4.1	0.1	-0.1	-1.3	1.8
Millwork.....	08	2	-0.3	0.0	-0.1	1.2	-0.6	0.2
Plywood ²	08	3	1.4	1.0	-0.1	-1.2	-0.2	1.1
Paper ²	09	13	-1.2	0.1	0.3	0.3	-0.2	0.3
Paperboard ²	09	14	-4.2	-1.5	0.7	-0.2	0.2	0.7
Paper boxes and containers ²	09	1503	-2.3	-0.1	-0.5	0.0	-0.4	0.7
Building paper and board ²	09	2	21.7	3.0	0.1	-0.5	7.0	5.6
Commercial printing ²	09	47	1.8	0.0	0.8	0.2	0.1	-0.2
Foundry and forge shop products ²	10	15	0.7	0.9	0.7	0.6	0.4	-0.3
Steel mill products ²	10	17	-9.8	2.4	5.3	3.5	-8.1	-2.7
Primary nonferrous metals ²	10	22	7.1	-1.5	0.6	2.4	1.1	3.2
Secondary nonferrous metals ²	10	24	-2.4	0.0	0.2	-0.9	2.7	2.8
Aluminum mill shapes ²	10	2501	-4.4	-0.3	-0.7	0.2	-0.5	0.5
Copper and brass mill shapes ²	10	2502	2.1	1.0	0.8	-0.8	1.9	4.7
Nonferrous wire and cable ²	10	26	-0.1	0.4	-0.1	0.1	0.6	3.0
Nonferrous foundry shop products.....	10	28	2.1	0.7	0.1	0.9	0.2	-0.1
Metal containers ²	10	3	-2.6	0.0	0.4	0.2	-0.1	-0.1
Hardware ²	10	4	-0.6	-0.5	-0.3	0.6	-0.5	-0.1
Plumbing fixtures and brass fittings.....	10	5	1.8	-0.3	0.6	-0.3	0.2	0.2
Heating equipment ²	10	6	2.5	0.2	0.1	0.2	1.0	0.5
Fabricated structural metal products.....	10	7	1.1	1.2	0.8	-0.5	-0.8	0.0
Bolts, nuts, screws, rivets, and washers ²	10	81	9.4	0.0	1.8	1.7	0.5	0.7
Lighting fixtures ²	10	83	2.1	0.1	0.0	0.3	0.8	-0.1
Fabricated ferrous wire products.....	10	88	-5.2	-0.4	0.2	0.0	-0.3	-0.4
Other miscellaneous metal products ²	10	89	1.5	0.0	0.3	0.3	0.0	0.3
Fluid power equipment ²	11	43	4.0	0.0	1.0	0.3	-0.1	1.6
Mechanical power transmission equipment ²	11	45	4.0	0.0	0.4	0.6	0.6	0.0
Air conditioning and refrigeration equipment.....	11	48	2.6	0.0	-1.3	1.2	-0.7	0.8
Metal valves, except fluid power.....	11	4902	2.8	0.4	-1.6	0.4	0.1	0.3
Ball and roller bearings ²	11	4905	2.9	0.6	0.3	2.5	0.2	0.0
Wiring devices ²	11	71	-4.5	-0.5	-0.6	0.6	0.0	0.1
Motors, generators, motor generator sets ²	11	73	3.9	0.0	0.3	0.0	1.2	0.0
Switchgear, switchboard, and industrial controls equip. ²	11	75	6.6	0.2	1.2	0.5	0.7	0.1
Electronic components and accessories.....	11	78	1.3	0.0	0.6	0.0	-0.1	0.4
Internal combustion engines ²	11	94	4.5	0.0	2.0	0.0	0.0	0.4
Machine shop products ²	11	95	1.8	-0.1	0.2	0.9	0.1	0.1
Flat glass ²	13	11	-0.5	0.6	0.0	0.1	-0.1	0.0
Cement.....	13	22	7.0	0.7	0.3	0.3	1.4	-0.3
Concrete products.....	13	3	6.7	-0.3	0.9	0.8	0.9	-0.2
Asphalt felts and coatings ²	13	6	2.1	0.3	-0.3	0.9	0.1	-1.8
Paving mixtures and blocks.....	13	94	1.8	0.9	-0.2	-0.4	1.0	-0.2
Motor vehicle parts ²	14	12	1.1	-0.1	0.2	0.1	0.2	0.1
Aircraft engines and engine parts.....	14	23	3.2	0.4	0.5	0.5	0.1	0.0

See footnotes at end of table.

Table 2. Producer price index percentage changes for selected commodity groupings by Final Demand-Intermediate Demand category, seasonally adjusted — Continued
 [April 2024]

Grouping	Commodity code		Unadjusted 12-month percent change ¹	Seasonally adjusted 1-month percent change ¹				
	Group code	Item code		Apr. 2023 to Apr. 2024 ^P	Nov. to Dec.	Dec. to Jan. ^P	Jan. to Feb. ^P	Feb. to Mar. ^P
Aircraft parts and auxiliary equipment, n.e.c.....	14	25	2.6	0.0	0.2	0.3	0.1	1.1
Medical, surgical, and personal aid devices.....	15	6	2.7	0.1	0.6	0.5	0.1	0.0
Unprocessed goods for intermediate demand.....	ID6	2	-4.6	-4.1	1.5	-0.4	-1.9	3.2
Unprocessed foodstuffs and feedstuffs.....	ID6	21	-7.9	-3.3	-1.5	1.6	1.6	-0.2
Wheat ²	01	21	-29.7	2.5	-2.8	-5.2	-0.8	-2.1
Corn.....	01	2202	-37.2	-2.0	-6.5	-9.2	4.1	-4.9
Slaughter cattle.....	01	31	9.7	-3.2	1.3	1.6	7.7	-2.5
Slaughter hogs.....	01	32	30.1	-18.8	-2.9	35.6	4.6	22.4
Slaughter chickens.....	01	4102	-5.6	4.8	-3.3	2.0	-4.1	-5.3
Slaughter turkeys.....	01	42	-39.6	1.3	14.1	-7.5	0.3	-12.9
Raw milk.....	01	6	2.0	-5.1	1.1	5.1	0.1	0.6
Hay and hayseeds ²	01	81	-20.3	-17.5	-2.0	-3.4	2.2	5.2
Oilseeds.....	01	8301	-21.3	-3.8	-9.2	-8.9	0.4	-1.0
Raw cane sugar and byproducts ²	02	5201	6.2	-0.3	-2.3	0.8	1.4	0.6
Unprocessed nonfood materials.....	ID6	22	-2.3	-4.6	3.4	-1.6	-4.0	5.3
Raw cotton ²	01	51	-1.5	3.6	-0.4	12.7	1.3	-11.5
Hides and skins.....	04	1	-14.4	-3.0	0.0	-7.1	1.1	1.9
Coal ²	05	1	-5.0	-1.4	0.4	6.2	-10.8	-0.3
Natural gas ²	05	31	-25.5	0.2	16.5	-25.7	-35.6	-0.9
Crude petroleum ²	05	61	7.6	-10.6	4.4	5.5	1.1	10.6
Logs, bolts, timber, pulpwood, and woodchips ²	08	5	-2.1	-0.3	0.1	-0.5	0.0	0.0
Recyclable paper ²	09	12	90.8	2.7	8.0	12.9	10.2	-0.7
Iron ores ²	10	11	-7.7	-0.3	0.6	0.7	-1.3	-0.4
Iron and steel scrap.....	10	12	-15.9	-0.9	-3.9	-3.9	-15.8	4.6
Nonferrous metal ores ²	10	21	-1.7	1.0	-1.0	-1.0	2.8	2.8
Copper base scrap ²	10	2301	6.9	1.8	-0.4	1.6	4.1	5.9
Aluminum base scrap.....	10	2302	10.3	-1.0	-0.7	2.1	-1.3	2.3
Construction sand, gravel, and crushed stone.....	13	21	7.2	0.5	2.5	-0.1	0.3	0.7
Services for intermediate demand.....	ID6	3	3.0	0.5	0.8	0.0	0.2	0.1
Trade services for intermediate demand ³	ID6	33	0.8	-0.3	1.1	-1.7	-0.5	-0.5
Machinery and equipment parts and supplies wholesaling ²	57	1102	7.6	-0.2	1.4	0.3	-1.5	1.3
Building materials, paint, and hardware wholesaling.....	57	3	-6.8	-1.5	2.8	-0.7	-2.0	-2.3
Metals, minerals, and ores wholesaling ²	57	4	-13.7	4.4	5.5	-14.7	2.7	-3.1
Chemicals and allied products wholesaling ²	57	5	-2.1	-5.8	10.4	-3.9	-1.7	-0.5
Paper and plastics products wholesaling ²	57	6	-2.4	1.1	-1.1	-2.4	-0.6	0.0
Food wholesaling ²	57	8101	3.9	-1.4	0.9	1.1	0.2	0.8
Automotive parts, including tires, retailing ²	58	6102	2.4	1.5	0.1	-2.0	-1.7	-0.5
Hardware, building material, and supplies retailing.....	58	D	12.2	-0.6	-1.3	-1.3	-2.2	1.0
Transportation and warehousing services for intermediate demand.....	ID6	32	3.0	1.0	0.0	1.0	0.0	0.4
Rail transportation of freight and mail ²	30	11	1.8	-0.1	1.1	-1.4	-0.1	0.9
Truck transportation of freight ²	30	12	-1.0	-1.6	-0.2	0.8	-0.5	0.5
Water transportation of freight ²	30	13	10.4	2.2	1.1	2.0	0.8	0.0
Air transportation of freight ²	30	14	0.6	-1.1	-0.8	-0.6	0.3	0.0
U.S. Postal Service ²	30	1601	7.1	0.0	0.0	3.2	0.0	0.0
Courier and messenger services, except air mail.....	30	1602	4.6	0.5	0.1	0.0	0.3	0.4
Air mail and package delivery services, excluding by USPS.....	30	1603	4.6	0.3	0.9	1.1	-0.5	0.5
Pipeline transportation ²	30	17	3.3	0.0	0.1	-0.7	0.0	1.5
Transportation of passengers (partial).....	30	2	0.0	2.6	-0.7	3.0	1.7	-3.7
Services related to water transportation ²	31	1	5.8	0.4	1.0	0.8	0.8	0.2
Arrangement of freight and cargo ²	31	31	6.7	15.7	-2.0	3.6	-4.0	2.3
Warehousing, storage, and related services ²	32	1	3.2	-0.1	0.5	2.1	1.0	1.5
Services less trade, transportation, and warehousing for intermediate demand.....	ID6	31	3.6	0.6	0.8	0.2	0.4	0.2
Network compensation from broadcast TV, cable TV, radio ²	35	-	0.2	0.0	0.2	0.0	0.0	0.0
Advertising space sales in periodicals and newspapers ²	36	11	-1.1	0.2	0.1	0.2	0.1	0.4
Advertising space sales in directories and mail lists ²	36	12	0.1	0.0	0.0	0.0	0.0	0.0
Television advertising time sales.....	36	2	-7.8	1.7	0.0	4.7	-6.1	1.3
Radio advertising time sales.....	36	3	-6.1	1.4	-16.6	7.4	0.4	-0.7
Internet advertising sales ²	36	6	0.5	0.0	5.3	0.0	0.0	0.3
Business wired telecommunication services ²	37	12	1.8	-0.2	-0.4	1.1	0.0	0.0
Wireless telecommunication services.....	37	2	1.0	0.1	0.1	0.0	0.1	0.1
Cable and satellite subscriber services.....	37	3	5.0	-0.1	0.8	0.8	-1.1	1.6
Bundled wired telecommunication access services ²	37	5	2.8	1.9	1.6	0.4	-0.3	3.1
Data processing and related services ²	38	1	2.2	0.3	0.4	0.1	-0.3	0.6
Business loans (partial).....	39	11	1.1	-0.2	0.7	2.8	0.1	0.2

See footnotes at end of table.

Table 2. Producer price index percentage changes for selected commodity groupings by Final Demand-Intermediate Demand category, seasonally adjusted — Continued
 [April 2024]

Grouping	Commodity code		Unadjusted 12-month percent change ¹	Seasonally adjusted 1-month percent change ¹				
	Group code	Item code		Apr. 2023 to Apr. 2024 ^P	Nov. to Dec.	Dec. to Jan. ^P	Jan. to Feb. ^P	Feb. to Mar. ^P
Deposit services (partial) ²	39	2	19.0	3.2	0.9	1.1	2.7	-0.1
Other credit intermediation, incl. trust services (partial) ²	39	3	-2.3	-0.2	0.0	1.3	0.0	-3.4
Securities brokerage, dealing, investment advice, and related services ²	40	1	10.9	2.7	0.7	0.5	2.7	0.0
Portfolio management ²	40	2	13.7	1.6	6.5	0.2	0.6	3.9
Investment banking ²	40	3	15.4	-0.7	0.3	3.4	7.6	-1.4
Life insurance ²	41	1101	-2.6	0.0	-0.5	-0.3	0.0	-0.7
Health and medical insurance.....	41	1103	2.3	0.1	0.1	0.2	0.2	0.2
Property and casualty insurance ²	41	1104	7.0	1.2	0.4	0.4	0.4	0.1
Annuities ²	41	2	0.8	-0.1	0.2	0.0	0.0	0.4
Commissions from sales of insurance ²	42	1	0.3	0.1	0.0	0.3	0.0	0.0
Nonresidential real estate rents ²	43	11	1.7	1.1	1.6	-3.6	-0.3	-1.3
Nonresidential property sales and leases ²	43	12	-3.7	-1.8	-1.0	0.0	0.0	0.4
Residential property management fees ²	43	22	4.7	-0.4	3.3	-0.1	0.0	0.4
Passenger car rental.....	44	1	-1.5	1.3	-3.0	-2.0	4.0	2.4
Truck, utility trailer, and RV rental and leasing ²	44	2	-0.1	-0.6	0.0	-0.4	0.6	0.7
Construction, mining, and forestry machinery and equipment rental and leasing ²	44	3	-0.5	0.2	0.1	-0.9	1.1	-0.4
Legal services.....	45	1	6.7	0.4	2.2	0.6	0.1	0.5
Accounting services (partial).....	45	2	6.3	0.0	2.2	1.3	0.1	0.5
Architectural and engineering services.....	45	3	2.8	0.1	0.0	0.0	0.0	0.7
Management, scientific, and technical consulting services ²	45	4	5.8	0.8	-0.2	-0.4	0.2	3.2
Advertising and related services (partial) ²	45	5	-0.2	0.0	0.0	0.0	0.0	0.0
Permanent placement services ²	46	1	-10.8	0.8	0.4	-16.5	0.0	5.4
Executive search services ²	46	2	4.3	2.3	-0.4	-0.1	-1.4	-0.8
Staffing services.....	46	3	-0.8	0.2	0.0	-0.1	0.0	-0.8
Security guard services ²	48	1	11.8	2.4	2.8	0.6	-0.1	0.2
Janitorial services ²	49	1	-0.3	0.0	1.9	0.0	0.0	-0.1
Waste collection.....	50	1	4.5	-0.3	-0.1	-1.5	1.3	1.0
Traveler accommodation services.....	53	11	-1.2	-4.2	3.0	-0.8	-1.4	2.4
Commercial and industrial machinery and equipment repair and maintenance.....	55	1	5.5	0.8	1.2	-0.3	-0.3	1.3
Aircraft repair and maintenance.....	55	4	7.4	0.2	-0.3	1.2	0.2	0.3
Metal treatment services ²	59	1	4.8	0.6	1.3	0.0	0.4	0.5
Construction for intermediate demand.....	ID6	4	3.0	0.0	0.3	0.1	0.6	0.2
Maintenance and repair of non-residential buildings (partial) ²	80	2	3.0	0.0	0.3	0.1	0.6	0.2
Intermediate Demand by Production Flow								
Stage 4 intermediate demand.....	ID5	4	2.0	0.2	0.6	0.1	0.1	0.2
Stage 4 intermediate demand goods.....	ID5	9411	0.1	0.0	-0.1	0.5	-0.2	0.3
Grains.....	01	2	-35.6	-1.4	-5.2	-8.3	2.6	-4.5
Meats.....	02	21	10.1	4.8	-3.6	2.3	0.6	-2.2
Unprocessed and packaged fish.....	02	23	-0.2	-0.3	5.7	-4.8	2.0	2.8
Dairy products ²	02	3	-0.9	-1.4	-1.2	1.0	1.0	-0.3
Commercial electric power.....	05	42	2.7	1.1	-2.2	2.4	-1.0	1.2
Industrial electric power.....	05	43	5.6	1.2	-2.0	2.3	-0.3	1.1
Gasoline.....	05	71	-1.9	2.1	-3.4	6.3	-3.0	5.4
No. 2 diesel fuel.....	05	7303	2.4	-9.3	-0.7	14.9	1.8	3.0
Basic organic chemicals.....	06	14	-5.3	-1.8	-3.9	3.1	0.4	3.1
Prepared paint ²	06	21	-1.3	0.0	0.1	-0.1	-0.1	-0.2
Medicinal and botanical chemicals ²	06	31	5.0	-0.2	0.4	3.9	0.1	0.2
Biological products, including diagnostics.....	06	37	1.4	-0.3	-0.9	-0.3	0.4	0.2
Pharmaceutical preparations.....	06	38	1.5	0.2	-0.4	0.2	0.1	0.2
Plastic construction products ²	07	21	-1.2	-0.4	0.5	-0.2	0.0	0.6
Unsupported plastic film, sheet, and other shapes ²	07	22	-3.5	0.5	-1.1	0.7	0.2	1.0
Parts for manufacturing from plastics ²	07	26	-0.8	-0.1	0.1	-0.1	0.8	0.0
Plastic packaging products ²	07	2A	-0.8	-0.3	0.8	-0.5	0.3	0.6
Lumber.....	08	1	-2.1	0.6	-0.9	-1.9	0.5	4.3
Millwork.....	08	2	-0.3	0.0	-0.1	1.2	-0.6	0.2
Paper boxes and containers ²	09	1503	-2.3	-0.1	-0.5	0.0	-0.4	0.7
Commercial printing ²	09	47	1.8	0.0	0.8	0.2	0.1	-0.2
Steel mill products ²	10	17	-9.8	2.4	5.3	3.5	-8.1	-2.7
Nonferrous wire and cable ²	10	26	-0.1	0.4	-0.1	0.1	0.6	3.0
Fabricated structural metal products.....	10	7	1.1	1.2	0.8	-0.5	-0.8	0.0
Other miscellaneous metal products ²	10	89	1.5	0.0	0.3	0.3	0.0	0.3
Air conditioning and refrigeration equipment.....	11	48	2.6	0.0	-1.3	1.2	-0.7	0.8
Wiring devices ²	11	71	-4.5	-0.5	-0.6	0.6	0.0	0.1

See footnotes at end of table.

Table 2. Producer price index percentage changes for selected commodity groupings by Final Demand-Intermediate Demand category, seasonally adjusted — Continued
 [April 2024]

Grouping	Commodity code		Unadjusted 12-month percent change ¹	Seasonally adjusted 1-month percent change ¹				
	Group code	Item code		Nov. to Dec.	Dec. to Jan. ^P	Jan. to Feb. ^P	Feb. to Mar. ^P	Mar. to Apr. ^P
Electronic components and accessories.....	11	78	1.3	0.0	0.6	0.0	-0.1	0.4
Miscellaneous electrical machinery and equipment ²	11	79	1.3	0.0	0.2	0.3	0.0	0.1
Internal combustion engines ²	11	94	4.5	0.0	2.0	0.0	0.0	0.4
Machine shop products ²	11	95	1.8	-0.1	0.2	0.9	0.1	0.1
Concrete ingredients and related products.....	13	2	7.1	0.6	1.9	0.0	0.6	0.4
Concrete products.....	13	3	6.7	-0.3	0.9	0.8	0.9	-0.2
Prepared asphalt, tar roofing and siding products ²	13	61	2.3	0.3	-0.4	1.1	0.1	-2.1
Paving mixtures and blocks.....	13	94	1.8	0.9	-0.2	-0.4	1.0	-0.2
Motor vehicle parts ²	14	12	1.1	-0.1	0.2	0.1	0.2	0.1
Aircraft engines and engine parts.....	14	23	3.2	0.4	0.5	0.5	0.1	0.0
Aircraft parts and auxiliary equipment, n.e.c.....	14	25	2.6	0.0	0.2	0.3	0.1	1.1
Medical, surgical and personal aid devices.....	15	6	2.7	0.1	0.6	0.5	0.1	0.0
Stage 4 intermediate demand services.....	ID5	9412	3.7	0.4	1.2	-0.3	0.3	0.1
Truck transportation of freight ²	30	12	-1.0	-1.6	-0.2	0.8	-0.5	0.5
Courier, messenger, and U.S. postal services.....	30	16	5.4	0.3	0.3	1.3	0.0	0.3
Airline passenger services.....	30	22	0.0	2.6	-0.7	3.1	1.7	-3.8
Warehousing, storage, and related services ²	32	1	3.2	-0.1	0.5	2.1	1.0	1.5
Advertising space sales in periodicals and newspapers ²	36	11	-1.1	0.2	0.1	0.2	0.1	0.4
Data processing and related services ²	38	1	2.2	0.3	0.4	0.1	-0.3	0.6
Business loans (partial).....	39	11	1.1	-0.2	0.7	2.8	0.1	0.2
Deposit services (partial) ²	39	2	19.0	3.2	0.9	1.1	2.7	-0.1
Securities brokerage, dealing, investment advice, and related services ²	40	1	10.9	2.7	0.7	0.5	2.7	0.0
Portfolio management ²	40	2	13.7	1.6	6.5	0.2	0.6	3.9
Investment banking ²	40	3	15.4	-0.7	0.3	3.4	7.6	-1.4
Insurance.....	41	11	3.5	0.6	0.0	0.2	0.3	0.0
Annuities ²	41	2	0.8	-0.1	0.2	0.0	0.0	0.4
Nonresidential real estate rents ²	43	11	1.7	1.1	1.6	-3.6	-0.3	-1.3
Nonresidential property sales and leases ²	43	12	-3.7	-1.8	-1.0	0.0	0.0	0.4
Nonresidential property management fees ²	43	13	6.2	1.4	-3.7	4.1	0.3	0.4
Residential property management fees ²	43	22	4.7	-0.4	3.3	-0.1	0.0	0.4
Construction, mining, and forestry machinery and equipment rental and leasing ²	44	3	-0.5	0.2	0.1	-0.9	1.1	-0.4
Legal services.....	45	1	6.7	0.4	2.2	0.6	0.1	0.5
Advertising agency services ²	45	51	-0.2	0.0	0.0	0.0	0.0	0.0
Accounting services (partial).....	45	2	6.3	0.0	2.2	1.3	0.1	0.5
Architectural and engineering services.....	45	3	2.8	0.1	0.0	0.0	0.0	0.7
Management, scientific, and technical consulting services ²	45	4	5.8	0.8	-0.2	-0.4	0.2	3.2
Staffing services.....	46	3	-0.8	0.2	0.0	-0.1	0.0	-0.8
Janitorial services ²	49	1	-0.3	0.0	1.9	0.0	0.0	-0.1
Commercial and industrial machinery and equipment repair and maintenance.....	55	1	5.5	0.8	1.2	-0.3	-0.3	1.3
Machinery and equipment parts and supplies wholesaling ²	57	1102	7.6	-0.2	1.4	0.3	-1.5	1.3
Building materials, paint, and hardware wholesaling.....	57	3	-6.8	-1.5	2.8	-0.7	-2.0	-2.3
Metals, minerals, and ores wholesaling ²	57	4	-13.7	4.4	5.5	-14.7	2.7	-3.1
Chemicals and allied products wholesaling ²	57	5	-2.1	-5.8	10.4	-3.9	-1.7	-0.5
Paper and plastics products wholesaling ²	57	6	-2.4	1.1	-1.1	-2.4	-0.6	0.0
Food and alcohol wholesaling ²	57	8	4.2	-1.2	0.7	1.1	0.7	0.7
Hardware and building materials and supplies retailing.....	58	D	12.2	-0.6	-1.3	-1.3	-2.2	1.0
Metal treatment services ²	59	1	4.8	0.6	1.3	0.0	0.4	0.5
Stage 3 intermediate demand.....	ID5	3	-0.1	-0.3	0.3	0.9	-0.1	0.2
Stage 3 intermediate demand goods.....	ID5	9311	-2.3	-1.6	0.0	2.5	-0.3	0.4
Slaughter cattle.....	01	31	9.7	-3.2	1.3	1.6	7.7	-2.5
Slaughter hogs.....	01	32	30.1	-18.8	-2.9	35.6	4.6	22.4
Slaughter poultry.....	01	4	-10.5	4.3	-1.4	0.8	-3.5	-6.1
Raw milk.....	01	6	2.0	-5.1	1.1	5.1	0.1	0.6
Commercial electric power.....	05	42	2.7	1.1	-2.2	2.4	-1.0	1.2
Industrial electric power.....	05	43	5.6	1.2	-2.0	2.3	-0.3	1.1
Gasoline.....	05	71	-1.9	2.1	-3.4	6.3	-3.0	5.4
Jet fuel ²	05	7203	3.8	-12.1	0.4	9.8	-5.4	0.3
No. 2 diesel fuel.....	05	7303	2.4	-9.3	-0.7	14.9	1.8	3.0
Finished lubricants ²	05	76	0.1	0.7	0.3	-0.1	-0.8	0.0
Lubricating oil base stocks ²	05	78	-21.0	-7.3	-3.6	-0.4	-4.7	-7.9
Asphalt.....	05	8102	3.7	4.3	2.7	-13.7	8.8	-5.4
Basic inorganic chemicals ²	06	13	-10.7	-0.2	-1.1	-0.7	0.2	0.4
Basic organic chemicals.....	06	14	-5.3	-1.8	-3.9	3.1	0.4	3.1
Paints and allied products ²	06	2	-1.6	-0.1	-0.1	-0.1	0.0	-0.2

See footnotes at end of table.

Table 2. Producer price index percentage changes for selected commodity groupings by Final Demand-Intermediate Demand category, seasonally adjusted — Continued
 [April 2024]

Grouping	Commodity code		Unadjusted 12-month percent change ¹	Seasonally adjusted 1-month percent change ¹				
	Group code	Item code		Apr. 2023 to Apr. 2024 ^P	Nov. to Dec.	Dec. to Jan. ^P	Jan. to Feb. ^P	Feb. to Mar. ^P
Agricultural chemicals and chemical products.....	06	5	-8.7	1.7	0.1	-1.1	0.0	0.1
Plastic resins and materials.....	06	6	-6.3	1.1	-0.6	0.8	-1.4	1.4
Synthetic rubber ²	07	1102	-0.1	-1.5	-1.6	1.2	3.6	4.3
Unsupported plastic film, sheet, and other shapes ²	07	22	-3.5	0.5	-1.1	0.7	0.2	1.0
Paper ²	09	13	-1.2	0.1	0.3	0.3	-0.2	0.3
Paperboard ²	09	14	-4.2	-1.5	0.7	-0.2	0.2	0.7
Converted paper and paperboard products ²	09	15	-1.5	-0.3	-0.3	0.2	-0.3	0.6
Commercial printing ²	09	47	1.8	0.0	0.8	0.2	0.1	-0.2
Foundry and forge shop products ²	10	15	0.7	0.9	0.7	0.6	0.4	-0.3
Steel mill products ²	10	17	-9.8	2.4	5.3	3.5	-8.1	-2.7
Nonferrous mill shapes ²	10	25	-1.8	0.1	0.0	0.0	0.2	1.9
Nonferrous foundry shop products.....	10	28	2.1	0.7	0.1	0.9	0.2	-0.1
Metal containers ²	10	3	-2.6	0.0	0.4	0.2	-0.1	-0.1
Structural, architectural, and pre-engineered metal products.....	10	74	0.1	1.9	1.2	-1.3	-1.5	0.3
Bolts, nuts, screws, rivets, and washers ²	10	81	9.4	0.0	1.8	1.7	0.5	0.7
Other miscellaneous metal products ²	10	89	1.5	0.0	0.3	0.3	0.0	0.3
General purpose machinery and equipment.....	11	4	4.0	0.3	-0.3	0.7	0.2	0.5
Electrical machinery and equipment.....	11	7	2.4	0.1	0.9	0.3	0.2	0.1
Construction sand, gravel, and crushed stone.....	13	21	7.2	0.5	2.5	-0.1	0.3	0.7
Cement.....	13	22	7.0	0.7	0.3	0.3	1.4	-0.3
Motor vehicle parts ²	14	12	1.1	-0.1	0.2	0.1	0.2	0.1
Aircraft and aircraft equipment.....	14	2	3.8	0.2	0.5	0.3	0.1	0.3
Stage 3 intermediate demand services.....	ID5	9312	1.8	0.7	0.5	-0.3	0.0	0.0
Rail transportation of freight and mail ²	30	11	1.8	-0.1	1.1	-1.4	-0.1	0.9
Courier, messenger, and U.S. postal services.....	30	16	5.4	0.3	0.3	1.3	0.0	0.3
Arrangement of freight and cargo ²	31	31	6.7	15.7	-2.0	3.6	-4.0	2.3
Freight forwarding ²	31	3201	-2.8	0.0	-0.4	-2.4	0.0	0.0
Warehousing, storage, and related services ²	32	1	3.2	-0.1	0.5	2.1	1.0	1.5
Advertising space sales in periodicals, newspapers, directories, and mailing lists ²	36	1	-0.9	0.1	0.1	0.2	0.0	0.4
Wired telephone services ²	37	1	2.2	-0.1	-0.1	0.5	0.0	0.3
Bundled wired telecommunications access services ²	37	5	2.8	1.9	1.6	0.4	-0.3	3.1
Data processing and related services ²	38	1	2.2	0.3	0.4	0.1	-0.3	0.6
Business loans (partial).....	39	11	1.1	-0.2	0.7	2.8	0.1	0.2
Deposit services (partial) ²	39	2	19.0	3.2	0.9	1.1	2.7	-0.1
Securities brokerage, dealing, investment advice, and related services ²	40	1	10.9	2.7	0.7	0.5	2.7	0.0
Insurance.....	41	11	3.5	0.6	0.0	0.2	0.3	0.0
Nonresidential real estate rents ²	43	11	1.7	1.1	1.6	-3.6	-0.3	-1.3
Legal services.....	45	1	6.7	0.4	2.2	0.6	0.1	0.5
Accounting services (partial).....	45	2	6.3	0.0	2.2	1.3	0.1	0.5
Architectural and engineering services.....	45	3	2.8	0.1	0.0	0.0	0.0	0.7
Management, scientific, and technical consulting services ²	45	4	5.8	0.8	-0.2	-0.4	0.2	3.2
Advertising agency services ²	45	51	-0.2	0.0	0.0	0.0	0.0	0.0
Staffing services.....	46	3	-0.8	0.2	0.0	-0.1	0.0	-0.8
Aircraft repair maintenance.....	55	4	7.4	0.2	-0.3	1.2	0.2	0.3
Machinery and equipment parts and supplies wholesaling ²	57	1102	7.6	-0.2	1.4	0.3	-1.5	1.3
Building materials, paint, and hardware wholesaling.....	57	3	-6.8	-1.5	2.8	-0.7	-2.0	-2.3
Metals, minerals, and ores wholesaling ²	57	4	-13.7	4.4	5.5	-14.7	2.7	-3.1
Chemicals and allied products wholesaling ²	57	5	-2.1	-5.8	10.4	-3.9	-1.7	-0.5
Paper and plastics products wholesaling ²	57	6	-2.4	1.1	-1.1	-2.4	-0.6	0.0
Food wholesaling ²	57	8101	3.9	-1.4	0.9	1.1	0.2	0.8
Metal treatment services ²	59	1	4.8	0.6	1.3	0.0	0.4	0.5
Stage 2 intermediate demand.....	ID5	2	0.5	-1.1	1.1	0.0	-1.1	1.5
Stage 2 intermediate demand goods.....	ID5	9211	-2.4	-3.4	1.7	-0.8	-2.7	3.7
Corn.....	01	2202	-37.2	-2.0	-6.5	-9.2	4.1	-4.9
Oilseeds.....	01	83	-21.3	-3.8	-9.2	-8.9	0.4	-1.0
Prepared animal feeds.....	02	9	-10.2	-0.7	-2.5	-2.3	-2.0	-0.4
Coal ²	05	1	-5.0	-1.4	0.4	6.2	-10.8	-0.3
Natural gas ²	05	31	-25.5	0.2	16.5	-25.7	-35.6	-0.9
Liquefied petroleum gas ²	05	32	9.1	-0.8	3.5	-0.3	2.9	5.7
Crude petroleum ²	05	61	7.6	-10.6	4.4	5.5	1.1	10.6
No. 2 diesel fuel.....	05	7303	2.4	-9.3	-0.7	14.9	1.8	3.0
Industrial chemicals.....	06	1	-6.4	-1.5	-3.4	2.4	0.3	2.6
Plastic resins and materials.....	06	6	-6.3	1.1	-0.6	0.8	-1.4	1.4
Plastic products ²	07	2	-0.8	-0.1	0.2	-0.1	0.3	0.5
Logs, bolts, timber, pulpwood, and wood chips ²	08	5	-2.1	-0.3	0.1	-0.5	0.0	0.0

See footnotes at end of table.

Table 2. Producer price index percentage changes for selected commodity groupings by Final Demand-Intermediate Demand category, seasonally adjusted — Continued
 [April 2024]

Grouping	Commodity code		Unadjusted 12-month percent change ¹	Seasonally adjusted 1-month percent change ¹				
	Group code	Item code		Apr. 2023 to Apr. 2024 ^P	Nov. to Dec.	Dec. to Jan. ^P	Jan. to Feb. ^P	Feb. to Mar. ^P
Paper ²	09	13	-1.2	0.1	0.3	0.3	-0.2	0.3
Paperboard, excluding corrugated paperboard ²	09	1411	-4.9	-2.0	0.7	-0.2	0.2	0.8
Commercial printing ²	09	47	1.8	0.0	0.8	0.2	0.1	-0.2
Iron and steel scrap.....	10	12	-15.9	-0.9	-3.9	-3.9	-15.8	4.6
Steel mill products ²	10	17	-9.8	2.4	5.3	3.5	-8.1	-2.7
Nonferrous mill shapes ²	10	25	-1.8	0.1	0.0	0.0	0.2	1.9
Electrical machinery and equipment.....	11	7	2.4	0.1	0.9	0.3	0.2	0.1
Electronic components and accessories.....	11	78	1.3	0.0	0.6	0.0	-0.1	0.4
Stage 2 intermediate demand services.....	ID5	9212	2.8	0.5	0.6	0.6	0.0	0.1
Rail transportation of freight and mail ²	30	11	1.8	-0.1	1.1	-1.4	-0.1	0.9
Truck transportation of freight ²	30	12	-1.0	-1.6	-0.2	0.8	-0.5	0.5
U.S. Postal Service ²	30	1601	7.1	0.0	0.0	3.2	0.0	0.0
Courier and messenger services, except air.....	30	1602	4.6	0.5	0.1	0.0	0.3	0.4
Air mail and package delivery services, excluding by USPS.....	30	1603	4.6	0.3	0.9	1.1	-0.5	0.5
Pipeline transportation ²	30	17	3.3	0.0	0.1	-0.7	0.0	1.5
Airline passenger services.....	30	22	0.0	2.6	-0.7	3.1	1.7	-3.8
Arrangement of freight and cargo ²	31	31	6.7	15.7	-2.0	3.6	-4.0	2.3
Television advertising time sales.....	36	21	-7.8	1.7	0.0	4.7	-6.1	1.3
Wireless telecommunication services.....	37	2	1.0	0.1	0.1	0.0	0.1	0.1
Data processing and related services ²	38	1	2.2	0.3	0.4	0.1	-0.3	0.6
Securities brokerage, dealing, investment advice, and related services ²	40	1	10.9	2.7	0.7	0.5	2.7	0.0
Portfolio management ²	40	2	13.7	1.6	6.5	0.2	0.6	3.9
Investment banking ²	40	31	15.4	-0.7	0.3	3.4	7.6	-1.4
Insurance.....	41	11	3.5	0.6	0.0	0.2	0.3	0.0
Commissions from sales of insurance ²	42	11	0.3	0.1	0.0	0.3	0.0	0.0
Legal services.....	45	1	6.7	0.4	2.2	0.6	0.1	0.5
Accounting services (partial).....	45	2	6.3	0.0	2.2	1.3	0.1	0.5
Management, scientific, and technical consulting services ²	45	4	5.8	0.8	-0.2	-0.4	0.2	3.2
Advertising agency services ²	45	51	-0.2	0.0	0.0	0.0	0.0	0.0
Staffing services.....	46	3	-0.8	0.2	0.0	-0.1	0.0	-0.8
Security guard services ²	48	1	11.8	2.4	2.8	0.6	-0.1	0.2
Janitorial services ²	49	1	-0.3	0.0	1.9	0.0	0.0	-0.1
Traveler accommodation services.....	53	1	-1.2	-4.2	3.0	-0.8	-1.4	2.4
Commercial and industrial machinery and equipment repair and maintenance.....	55	1	5.5	0.8	1.2	-0.3	-0.3	1.3
Hardware and building materials and supplies retailing.....	58	D	12.2	-0.6	-1.3	-1.3	-2.2	1.0
Stage 1 intermediate demand.....	ID5	1	0.5	-0.2	0.4	0.4	-0.2	0.2
Stage 1 intermediate demand goods.....	ID5	9111	-1.8	-0.7	-0.2	1.3	-0.7	0.5
Prepared animal feeds.....	02	9	-10.2	-0.7	-2.5	-2.3	-2.0	-0.4
Commercial electric power.....	05	42	2.7	1.1	-2.2	2.4	-1.0	1.2
Industrial electric power.....	05	43	5.6	1.2	-2.0	2.3	-0.3	1.1
Commercial natural gas.....	05	52	-4.1	2.0	-0.2	2.1	0.4	-2.9
Industrial natural gas.....	05	53	-4.9	-0.3	3.6	-0.7	0.7	-3.6
Gasoline.....	05	71	-1.9	2.1	-3.4	6.3	-3.0	5.4
No. 2 diesel fuel.....	05	7303	2.4	-9.3	-0.7	14.9	1.8	3.0
Industrial chemicals.....	06	1	-6.4	-1.5	-3.4	2.4	0.3	2.6
Prepared paint ²	06	21	-1.3	0.0	0.1	-0.1	-0.1	-0.2
Plastic construction products ²	07	21	-1.2	-0.4	0.5	-0.2	0.0	0.6
Recyclable paper ²	09	12	90.8	2.7	8.0	12.9	10.2	-0.7
Paper ²	09	13	-1.2	0.1	0.3	0.3	-0.2	0.3
Converted paper and paperboard products ²	09	15	-1.5	-0.3	-0.3	0.2	-0.3	0.6
Iron and steel scrap.....	10	12	-15.9	-0.9	-3.9	-3.9	-15.8	4.6
Steel mill products ²	10	17	-9.8	2.4	5.3	3.5	-8.1	-2.7
Primary nonferrous metals ²	10	22	7.1	-1.5	0.6	2.4	1.1	3.2
Nonferrous scrap.....	10	23	2.0	2.1	-2.1	-1.1	3.9	3.7
Nonferrous wire and cable ²	10	26	-0.1	0.4	-0.1	0.1	0.6	3.0
Fabricated structural metal products.....	10	7	1.1	1.2	0.8	-0.5	-0.8	0.0
General purpose machinery and equipment.....	11	4	4.0	0.3	-0.3	0.7	0.2	0.5
Construction sand, gravel, and crushed stone.....	13	21	7.2	0.5	2.5	-0.1	0.3	0.7
Stage 1 intermediate demand services.....	ID5	9112	2.8	0.3	0.9	-0.5	0.3	-0.2
Truck transportation of freight ²	30	12	-1.0	-1.6	-0.2	0.8	-0.5	0.5
Airline passenger services.....	30	22	0.0	2.6	-0.7	3.1	1.7	-3.8
Advertising space sales in periodicals, newspapers, directories, and mailing lists ²	36	1	-0.9	0.1	0.1	0.2	0.0	0.4
Business wired telecommunication services ²	37	12	1.8	-0.2	-0.4	1.1	0.0	0.0
Wireless telecommunication services.....	37	2	1.0	0.1	0.1	0.0	0.1	0.1

See footnotes at end of table.

Table 2. Producer price index percentage changes for selected commodity groupings by Final Demand-Intermediate Demand category, seasonally adjusted — Continued
 [April 2024]

Grouping	Commodity code		Unadjusted 12-month percent change ¹	Seasonally adjusted 1-month percent change ¹				
	Group code	Item code		Apr. 2023 to Apr. 2024 ^p	Nov. to Dec.	Dec. to Jan. ^p	Jan. to Feb. ^p	Feb. to Mar. ^p
Bundled wired telecommunications access services ²	37	5	2.8	1.9	1.6	0.4	-0.3	3.1
Business loans (partial).....	39	11	1.1	-0.2	0.7	2.8	0.1	0.2
Deposit services (partial) ²	39	2	19.0	3.2	0.9	1.1	2.7	-0.1
Securities brokerage, dealing, investment advice, and related services ²	40	1	10.9	2.7	0.7	0.5	2.7	0.0
Portfolio management ²	40	2	13.7	1.6	6.5	0.2	0.6	3.9
Investment banking ²	40	3	15.4	-0.7	0.3	3.4	7.6	-1.4
Insurance.....	41	11	3.5	0.6	0.0	0.2	0.3	0.0
Nonresidential real estate rents ²	43	11	1.7	1.1	1.6	-3.6	-0.3	-1.3
Architectural and engineering services.....	45	3	2.8	0.1	0.0	0.0	0.0	0.7
Management consulting services ²	45	41	5.8	0.8	-0.2	-0.4	0.2	3.2
Waste collection.....	50	1	4.5	-0.3	-0.1	-1.5	1.3	1.0
Traveler accommodation services.....	53	11	-1.2	-4.2	3.0	-0.8	-1.4	2.4
Commercial and industrial machinery and equipment repair and maintenance.....	55	1	5.5	0.8	1.2	-0.3	-0.3	1.3
Machinery and equipment parts and supplies wholesaling ²	57	1102	7.6	-0.2	1.4	0.3	-1.5	1.3
Building materials, paint, and hardware wholesaling.....	57	3	-6.8	-1.5	2.8	-0.7	-2.0	-2.3
Metals, minerals, and ores wholesaling ²	57	4	-13.7	4.4	5.5	-14.7	2.7	-3.1
Chemicals and allied products wholesaling ²	57	5	-2.1	-5.8	10.4	-3.9	-1.7	-0.5
Paper and plastics products wholesaling ²	57	6	-2.4	1.1	-1.1	-2.4	-0.6	0.0
Hardware and building materials and supplies retailing.....	58	D	12.2	-0.6	-1.3	-1.3	-2.2	1.0
Mining services ²	60	1	2.2	1.1	-0.2	0.4	0.3	0.2

¹ All indexes are subject to revision for 4 months after their originally scheduled publication to incorporate late reports and corrections by survey respondents. In addition, seasonally adjusted indexes are subject to change for up to 5 years due to the recalculation of seasonal factors published each January.

² Seasonal tests did not indicate the presence of seasonality. Data shown is not seasonally adjusted.

³ Trade indexes measure changes in margins received by wholesalers and retailers.

p Preliminary

"-" Data not available.

NOTE: The term "(partial)" denotes incomplete coverage of the index category.

Table 3. Producer price indexes for Final Demand-Intermediate Demand groupings, seasonally adjusted
 [April 2024, Index base Nov. 2009=100, unless otherwise indicated]

Grouping	Other index base	Commodity code		Seasonally adjusted index ¹				
		Group code	Item code	Dec. 2023	Jan. 2024 ^P	Feb. 2024 ^P	Mar. 2024 ^P	Apr. 2024 ^P
Final Demand								
Final demand.....		FD	4	142.170	142.633	143.462	143.320	144.063
Final demand goods.....		FD	41	142.811	142.620	144.240	144.017	144.656
Final demand foods.....		FD	411	150.780	150.333	151.877	152.530	151.538
Finished consumer foods ²	00/82	FD	4111	266.951	267.913	272.647	273.588	271.946
Finished consumer foods, crude.....	00/82	FD	41113	248.093	267.911	295.341	283.456	271.184
Finished consumer foods, processed.....	00/82	FD	41112	267.590	266.751	269.288	271.455	270.840
Government purchased foods.....		FD	4112	157.495	155.445	157.002	157.929	156.867
Foods for export.....		FD	4113	148.310	144.008	140.388	141.486	140.223
Final demand energy.....		FD	412	140.056	138.391	143.708	141.798	144.623
Finished consumer energy goods ²	00/82	FD	4121	221.175	218.260	225.040	222.822	227.635
Government purchased energy.....		FD	4122	145.676	144.148	153.901	151.272	153.337
Energy for export.....		FD	4123	127.620	127.643	135.400	129.483	131.350
Final demand goods less foods and energy.....		FD	413	141.558	141.899	142.398	142.456	142.869
Finished goods less foods and energy ²	00/82	FD	4131	249.260	250.054	250.962	251.514	251.868
Finished consumer goods less foods and energy.....	00/82	FD	41311	276.892	277.277	278.301	278.702	279.006
Nondurable consumer goods less foods and energy.....	00/82	FD	413111	360.080	360.449	362.351	362.494	363.009
Durable consumer goods.....	00/82	FD	413112	191.749	192.126	192.365	192.954	193.065
Private capital equipment.....	00/82	FD	41312	214.100	215.218	215.985	216.646	217.028
Private capital equipment for manufacturing industries.....	00/82	FD	413121	230.217	231.910	232.903	233.971	234.301
Private capital equipment for nonmanufacturing industries.....	00/82	FD	413122	209.281	210.229	210.929	211.470	211.867
Government purchased goods, excluding foods and energy.....		FD	4132	137.630	138.189	138.652	138.992	139.454
Government purchased goods excluding foods, energy, and capital equipment.....		FD	41321	145.612	145.764	146.301	146.685	147.320
Government purchased capital equipment.....		FD	41322	125.523	126.559	126.926	127.205	127.453
Goods for export, excluding foods and energy.....		FD	4133	137.518	137.582	138.048	137.567	138.318
Final demand services.....		FD	42	140.746	141.501	142.003	141.889	142.694
Final demand trade services ³		FD	423	150.323	150.527	150.931	149.358	150.483
Trade of finished goods ²		FD	4231	148.664	148.366	148.897	147.420	148.347
Trade of personal consumption goods.....		FD	42311	149.545	148.789	149.241	148.113	147.974
Trade of private capital equipment.....		FD	42312	143.077	144.810	145.684	142.680	148.304
Trade of government purchased goods.....		FD	4232	161.531	163.771	164.231	162.012	164.647
Trade of government purchased goods, excluding capital equipment.....		FD	42321	170.973	171.048	170.638	169.543	169.153
Trade of government purchased capital equipment.....		FD	42322	145.874	151.328	153.077	149.209	156.315
Trade of exports.....		FD	4233	161.664	165.876	165.007	162.776	165.218
Final demand transportation and warehousing services.....		FD	422	149.481	149.216	151.103	151.358	150.457
Transportation of passengers for final demand.....		FD	4221	137.204	136.259	140.386	142.783	137.459
Transportation of private passengers.....		FD	42211	137.202	136.259	140.378	142.770	137.457
Transportation of government passengers.....		FD	42212	136.968	136.032	140.114	142.484	137.219
Transportation of passengers for export.....		FD	42213	137.219	136.267	140.429	142.847	137.478
Transportation and warehousing of goods for final demand.....		FD	4222	153.450	153.451	154.453	153.869	154.701
Transportation and warehousing of finished goods ²		FD	42221	151.235	151.178	152.231	151.595	152.388
Transportation and warehousing of personal consumption goods.....		FD	422211	151.811	151.757	152.854	152.230	153.024
Transportation and warehousing of private capital equipment.....		FD	422212	148.900	148.829	149.704	149.020	149.811
Transportation and warehousing of government purchased goods.....		FD	42222	152.334	152.428	153.659	153.296	154.301
Transportation and warehousing of exports.....		FD	42223	159.945	160.061	160.902	160.389	161.280
Final demand services less trade, transportation, and warehousing.....		FD	421	135.353	136.432	136.827	137.265	138.114
Finished services less trade, transportation, and warehousing ²		FD	4211	135.594	136.670	137.057	137.442	138.269
Finished consumer services less trade, transportation, and warehousing.....		FD	42111	134.882	136.157	136.597	136.996	137.754
Private capital investment services less trade, transportation, and warehousing.....		FD	42112	142.283	141.808	141.783	142.072	143.447
Government purchased services less trade, transportation, and warehousing.....		FD	4212	126.085	127.277	127.509	127.754	128.564
Gov. purchased services less trade, transportation, and warehousing, excl. capital investment.....		FD	42121	126.730	128.054	128.302	128.529	129.384
Government purchased capital investment services less trade, transportation, and warehousing.....		FD	42122	110.798	110.041	110.042	110.517	110.670
Services for export less trade, transportation, and warehousing.....		FD	4213	143.311	144.304	145.020	146.441	147.658
Final demand construction.....		FD	43	174.179	174.648	174.606	174.745	174.975
Construction for private capital investment.....		FD	431	178.291	178.691	178.645	178.816	178.982
Construction for government.....		FD	432	166.523	167.144	167.108	167.181	167.548
Final Demand Special Groupings								
Final demand less exports.....	04/10	FD	49101	139.874	140.331	141.207	141.094	141.814
Final demand less government.....	04/10	FD	49102	140.239	140.684	141.451	141.317	142.043
Final demand less foods, food and nonalcoholic beverages for immediate consumption, and energy ¹	04/10	FD	49103	140.220	140.943	141.455	141.352	142.000
Final demand less foods and energy ⁴	04/10	FD	49104	140.062	140.713	141.196	141.125	141.824
Final demand less foods and food and nonalcoholic beverages for immediate consumption ⁴	04/10	FD	49105	139.774	140.338	141.161	140.940	141.729

See footnotes at end of table.

Table 3. Producer price indexes for Final Demand-Intermediate Demand groupings, seasonally adjusted — Continued

[April 2024, Index base Nov. 2009=100, unless otherwise indicated]

Grouping	Other index base	Commodity code		Seasonally adjusted index ¹				
		Group code	Item code	Dec. 2023	Jan. 2024 ^P	Feb. 2024 ^P	Mar. 2024 ^P	Apr. 2024 ^P
Final demand less foods ⁴	04/10	FD	49106	139.581	140.087	140.864	140.681	141.508
Final demand less energy.....	04/10	FD	49107	140.416	141.005	141.546	141.516	142.119
Final demand less trade services.....	01/10	FD	49108	138.612	139.125	140.037	140.211	140.860
Final demand less distributive services ⁵	01/10	FD	49109	138.141	138.677	139.586	139.792	140.435
Final demand goods less energy.....	01/10	FD	49111	142.060	142.227	142.947	143.132	143.238
Final demand goods less foods.....	04/10	FD	49112	138.056	137.922	139.522	139.122	140.086
Final demand services less trade services.....	04/10	FD	49113	135.489	136.433	136.965	137.381	138.059
Final demand distributive services ⁵	04/10	FD	49114	147.769	147.938	148.425	147.036	148.093
Final demand goods plus final demand distributive services ⁵	04/10	FD	49115	142.801	142.761	143.887	143.183	143.987
Final demand less foods, energy, and trade services ⁴	08/13	FD	49116	129.490	130.210	130.683	130.976	131.532
Private and government purchased capital equipment.....	08/13	FD	49117	129.267	129.996	130.447	130.831	131.065
Private and government purchased capital investment services.....	08/13	FD	49118	132.066	132.538	132.907	131.928	134.712
Total private and government purchased capital investment.....	08/13	FD	49119	133.891	134.448	134.792	134.459	135.962
Total finished ²	01/10	FD	49201	140.911	141.358	142.187	142.082	142.799
Total finished less foods, food and nonalcoholic beverages for immediate consumption, and energy ^{2, 4}	12/10	FD	49202	139.778	140.373	140.866	140.798	141.455
Total finished less foods and energy ^{2, 4}	01/10	FD	49203	140.638	141.232	141.730	141.673	142.333
Total finished less foods and food and nonalcoholic beverages for immediate consumption ^{2, 4}	12/10	FD	49204	139.014	139.455	140.177	140.027	140.827
Total finished less foods ^{2, 4}	01/10	FD	49205	140.426	140.868	141.598	141.458	142.264
Total finished less energy ²	01/10	FD	49206	141.151	141.742	142.358	142.334	142.907
Finished goods ²	00/82	FD	49207	255.085	254.950	258.249	258.163	259.307
Finished goods less energy ²	00/82	FD	49208	253.155	253.991	255.923	256.578	256.394
Finished goods, excluding foods ^{2, 4}	00/82	FD	49209	251.302	250.879	253.791	253.436	255.307
Finished services ²	01/10	FD	49210	139.108	139.732	140.239	140.109	140.864
Private capital investment services.....	04/10	FD	49211	142.226	142.599	142.960	141.965	144.885
Finished distributive services ^{2, 5}	04/10	FD	49212	145.911	145.648	146.231	144.886	145.777
Finished services less trade services ²	04/10	FD	49213	135.349	136.315	136.811	137.183	137.873
Finished services less distributive services ^{2, 5}	04/10	FD	49214	134.743	135.767	136.234	136.662	137.347
Total private capital investment (goods, services, and construction).....	04/10	FD	49215	141.842	142.335	142.697	142.336	143.990
Finished goods plus finished distributive services ²	04/10	FD	49216	143.981	143.816	145.047	144.372	145.132
Total exports.....	04/10	FD	49301	139.924	140.368	140.791	140.482	141.280
Goods for export.....	00/82	FD	49302	231.775	231.026	231.710	230.689	231.663
Services for export.....	04/10	FD	49303	151.101	152.780	153.249	153.324	154.468
Total government purchases.....	04/10	FD	49401	136.656	137.226	138.604	138.409	139.193
Government purchased goods.....	00/82	FD	49402	230.593	230.144	234.971	234.392	235.531
Government purchased services.....	04/10	FD	49403	133.819	135.073	135.492	135.371	136.327
Total government purchased capital investment (goods, services, construction).....	08/13	FD	49404	131.896	133.098	133.446	133.175	134.245
Government purchases, defense.....	05/15	FD	49405	123.414	124.103	125.767	125.282	126.115
Government purchases, non-defense.....	05/15	FD	49406	131.148	131.626	132.761	132.715	133.413
Personal consumption.....	01/10	FD	49501	140.616	141.053	141.989	141.942	142.445
Personal consumption goods (finished consumer goods).....	00/82	FD	49502	272.440	271.754	276.164	275.748	277.225
Personal consumption goods less energy.....	00/82	FD	49503	273.149	273.788	276.430	277.067	276.523
Personal consumption goods less foods.....	00/82	FD	49504	272.858	271.475	275.712	274.725	277.514
Personal consumption nondurable goods less foods.....	00/82	FD	49508	308.315	306.145	312.214	310.512	314.512
Personal consumption services.....	04/10	FD	49505	138.106	138.768	139.294	139.300	139.717
Personal consumption less trade services.....	04/10	FD	49506	137.797	138.529	139.581	139.805	140.465
Personal consumption less distributive services ⁵	04/10	FD	49507	137.524	138.285	139.337	139.592	140.248
Personal consumption less foods and energy.....	04/14	FD	49510	129.431	130.005	130.497	130.520	130.885
Personal consumption less foods, energy, and trade services ³	04/14	FD	49511	126.841	127.798	128.312	128.657	129.171
Personal consumption less foods, energy, and distributive services ⁵	04/14	FD	49512	126.830	127.835	128.330	128.716	129.223
Personal consumption goods plus personal consumption distributive services ⁵	08/13	FD	49509	132.803	132.335	133.619	133.034	133.372
Intermediate Demand by Commodity Type								
Processed goods								
Processed goods for intermediate demand.....	00/82	ID6	1	254.490	254.123	257.721	256.487	257.925
Materials and components for manufacturing.....	00/82	ID6	11	231.657	232.115	233.958	232.822	233.654
Materials for manufacturing.....		ID6	111	142.840	142.944	144.584	143.302	143.996
Materials for food manufacturing.....	00/82	ID6	1111	250.318	246.454	250.390	252.650	252.736
Materials for nondurable manufacturing.....	00/82	ID6	1112	259.932	257.724	259.843	260.615	264.162
Materials for durable manufacturing.....	00/82	ID6	1113	275.782	280.766	284.484	276.171	275.275
Components for manufacturing.....	00/82	ID6	112	188.712	189.459	189.905	190.202	190.499
Components for nondurable manufacturing.....		ID6	1121	145.651	145.495	145.998	146.337	147.174
Components for durable manufacturing.....		ID6	1122	133.236	133.798	134.105	134.310	134.491
Materials and components for construction.....	00/82	ID6	12	353.731	354.492	355.327	355.800	356.772
Materials for construction.....		ID6	121	168.052	168.446	169.223	170.060	170.387
Components for construction.....		ID6	122	179.970	180.330	180.433	180.154	180.764
Processed fuels and lubricants for intermediate demand.....	00/82	ID6	13	240.582	237.940	251.037	247.658	251.577
Processed fuels and lubricants to manufacturing industries.....	00/82	ID6	131	251.290	247.728	254.859	252.366	253.339

See footnotes at end of table.

Table 3. Producer price indexes for Final Demand-Intermediate Demand groupings, seasonally adjusted — Continued

[April 2024, Index base Nov. 2009=100, unless otherwise indicated]

Grouping	Other index base	Commodity code		Seasonally adjusted index ¹				
		Group code	Item code	Dec. 2023	Jan. 2024 ^P	Feb. 2024 ^P	Mar. 2024 ^P	Apr. 2024 ^P
Processed fuels and lubricants to nonmanufacturing industries.....	00/82	ID6	132	237.476	235.122	250.144	246.479	251.343
Containers for intermediate demand.....	00/82	ID6	14	304.717	304.379	304.572	304.091	305.602
Supplies for intermediate demand.....	00/82	ID6	15	250.590	250.185	250.193	250.039	250.603
Supplies to manufacturing industries.....	00/82	ID6	151	245.612	246.699	246.745	247.386	248.860
Supplies to nonmanufacturing industries.....	00/82	ID6	152	249.374	248.740	248.743	248.466	248.884
Supplies to nonmanufacturing industries, feeds.....	00/82	ID6	1521	230.922	224.963	217.351	212.830	210.998
Supplies to nonmanufacturing industries, other than feeds.....	00/82	ID6	1522	253.779	253.831	254.826	255.099	255.815
Unprocessed goods								
Unprocessed goods for intermediate demand.....	00/82	ID6	2	241.012	244.713	243.666	239.095	246.694
Unprocessed foodstuffs and feedstuffs.....	00/82	ID6	21	211.970	208.876	212.178	215.611	215.277
Unprocessed nonfood materials.....	00/82	ID6	22	251.646	260.146	255.970	245.756	258.814
Unprocessed nonfood materials except fuel.....	00/82	ID6	221	310.597	315.504	322.104	323.678	343.595
Unprocessed nonfood materials except fuel to manufacturing industries.....	00/82	ID6	2211	286.076	290.461	296.874	298.341	317.573
Unprocessed nonfood materials except fuel to nonmanufacturing industries.....	00/82	ID6	2212	358.968	367.766	367.654	369.048	371.519
Unprocessed fuel.....	00/82	ID6	222	128.162	143.049	118.699	86.688	86.152
Unprocessed fuel to manufacturing industries.....	00/82	ID6	2221	223.774	230.064	231.831	199.541	198.893
Unprocessed fuel to nonmanufacturing industries.....	00/82	ID6	2222	126.429	142.225	115.709	82.801	82.256
Services								
Services for intermediate demand.....		ID6	3	148.164	149.303	149.238	149.486	149.671
Trade services for intermediate demand ⁵		ID6	33	176.254	178.191	175.139	174.197	173.364
Trade services for manufacturing industries.....	12/12	ID6	331	160.738	164.322	160.261	159.474	158.969
Trade services for nonmanufacturing industries.....	12/12	ID6	332	157.123	157.118	155.615	154.705	153.720
Transportation and warehousing services for intermediate demand.....		ID6	32	157.465	157.412	158.989	158.955	159.596
Transportation of passengers for intermediate demand.....		ID6	321	137.031	136.096	140.175	142.545	137.282
Transportation of passengers for manufacturing industries.....		ID6	3211	137.195	136.243	140.403	142.819	137.454
Transportation of passengers for nonmanufacturing industries.....		ID6	3212	137.073	136.139	140.210	142.574	137.323
Transportation and warehousing of goods for intermediate demand.....		ID6	322	159.703	159.731	161.078	160.820	162.014
Transportation and warehousing of goods for manufacturing industries.....	12/12	ID6	3221	130.106	130.408	130.606	130.413	131.460
Transportation and warehousing of goods for nonmanufacturing industries.....	12/12	ID6	3222	143.419	143.363	144.834	144.597	145.647
Services less trade, transportation, and warehousing for intermediate demand.....		ID6	31	139.020	140.197	140.468	141.019	141.334
Services less trade, transportation, and warehousing for manufacturing industries.....		ID6	311	130.217	132.500	132.412	132.922	133.604
Services less trade, transportation, and warehousing for nonmanufacturing industries.....		ID6	312	139.302	140.440	140.723	141.275	141.578
Construction								
Construction for intermediate demand.....		ID6	4	145.988	146.391	146.520	147.368	147.693
Intermediate Demand by Commodity Type Special Groupings								
Processed materials less foods and feeds.....	00/82	ID6	9111	255.588	255.594	259.490	258.090	259.731
Processed foods and feeds.....	00/82	ID6	9112	244.020	239.995	240.649	241.046	240.492
Processed energy goods.....	00/82	ID6	9113	241.699	239.044	252.218	248.822	252.765
Processed materials less energy.....	00/82	ID6	9118	254.622	254.829	255.992	255.313	256.110
Processed materials less foods and energy.....	00/82	ID6	9115	255.497	256.249	257.476	256.659	257.629
Intermediate distributive services ⁶	04/10	ID6	9116	166.556	167.638	166.538	165.906	165.964
Processed goods plus intermediate distributive services.....	04/10	ID6	9117	145.953	146.099	147.238	146.578	147.166
Unprocessed materials less agricultural products.....	00/82	ID6	9211	256.941	267.490	264.317	252.171	267.959
Unprocessed energy materials ⁷	00/82	ID6	9212	188.183	200.285	197.621	185.192	200.371
Unprocessed materials less energy.....	00/82	ID6	9213	268.207	264.444	265.081	267.748	268.506
Unprocessed nonfood materials less energy ⁸	00/82	ID6	9216	436.349	430.601	422.919	423.132	427.269
Intermediate Demand by Production Flow								
Stage 4 Intermediate Demand								
Stage 4 intermediate demand.....		ID5	4	149.385	150.274	150.435	150.601	150.901
Inputs to stage 4 goods producers.....		ID5	41	145.931	146.638	146.242	145.754	146.019
Goods.....		ID5	411	138.373	138.505	138.553	138.156	138.316
Foods.....		ID5	4111	144.348	141.704	138.797	139.074	138.945
Energy.....		ID5	4112	142.187	140.035	140.138	130.118	131.914
Goods excluding foods and energy.....		ID5	4113	137.530	138.109	138.609	138.197	138.386
Services.....		ID5	412	171.092	173.711	171.818	171.027	171.646
Trade services.....		ID5	4123	183.612	187.036	184.278	183.000	183.506
Transportation and warehousing services.....		ID5	4122	136.452	136.750	137.021	137.248	137.138
Transportation of passengers.....		ID5	41221	137.218	136.266	140.428	142.846	137.477
Transportation and warehousing of goods.....		ID5	41222	145.338	145.900	145.426	145.239	146.153
Services less trade, transportation, and warehousing.....		ID5	4121	132.070	132.909	132.937	133.266	134.378
Inputs to stage 4 services producers.....		ID5	42	147.219	148.316	148.801	149.377	149.653

See footnotes at end of table.

Table 3. Producer price indexes for Final Demand-Intermediate Demand groupings, seasonally adjusted — Continued

[April 2024, Index base Nov. 2009=100, unless otherwise indicated]

Grouping	Other index base	Commodity code		Seasonally adjusted index ¹				
		Group code	Item code	Dec. 2023	Jan. 2024 ^P	Feb. 2024 ^P	Mar. 2024 ^P	Apr. 2024 ^P
Goods.....		ID5	421	146.169	145.305	147.144	147.002	147.770
Foods.....		ID5	4211	148.311	146.247	147.539	149.146	149.417
Energy.....		ID5	4212	141.171	138.826	143.756	142.136	143.884
Goods excluding foods and energy.....		ID5	4213	147.568	147.949	148.118	148.311	148.649
Services.....		ID5	422	147.349	149.099	149.128	149.944	150.054
Trade services.....		ID5	4223	163.384	165.903	164.526	163.537	163.555
Transportation and warehousing services.....		ID5	4222	152.599	152.654	155.396	155.922	156.141
Transportation of passengers.....		ID5	42221	136.683	135.740	139.862	142.256	136.939
Transportation and warehousing of goods.....		ID5	42222	155.940	156.164	158.683	158.894	160.054
Services less trade, transportation, and warehousing.....		ID5	4221	144.033	145.865	145.761	146.792	146.900
Construction.....		ID5	423	145.988	146.391	146.520	147.368	147.693
Inputs to stage 4 construction producers.....		ID5	43	163.595	164.004	164.056	163.968	164.443
Goods.....		ID5	431	167.559	167.789	168.770	168.793	169.601
Energy.....		ID5	4312	148.846	145.501	153.259	150.437	155.663
Goods excluding foods and energy.....		ID5	4313	173.281	173.875	174.206	174.514	174.899
Services.....		ID5	432	153.364	154.220	151.934	151.567	151.207
Trade services.....		ID5	4323	174.299	176.295	170.315	169.309	167.143
Transportation and warehousing services.....		ID5	4322	145.834	145.823	146.453	145.869	146.548
Transportation of passengers.....		ID5	43221	143.033	142.042	146.373	148.889	143.302
Transportation and warehousing of goods.....		ID5	43222	146.676	146.689	147.232	146.572	147.404
Services less trade, transportation, and warehousing.....		ID5	4321	132.930	133.130	132.886	133.144	133.896
Stage 3 Intermediate Demand								
Stage 3 intermediate demand.....		ID5	3	145.590	146.014	147.370	147.192	147.482
Inputs to stage 3 goods producers.....		ID5	31	152.730	153.477	154.583	154.445	154.398
Goods.....		ID5	311	146.998	147.214	149.602	149.440	149.564
Foods.....		ID5	3111	155.702	153.739	159.303	161.540	160.844
Energy.....		ID5	3112	136.956	137.550	135.513	134.061	132.757
Goods excluding foods and energy.....		ID5	3113	147.993	149.127	150.496	149.389	149.947
Services.....		ID5	312	164.549	167.283	163.348	163.310	162.602
Trade services.....		ID5	3123	173.013	177.801	169.973	169.914	167.963
Transportation and warehousing services.....		ID5	3122	148.800	149.057	149.836	149.570	150.081
Transportation of passengers.....		ID5	31221	146.097	145.084	149.514	152.087	146.373
Transportation and warehousing of goods.....		ID5	31222	148.739	149.066	149.642	149.221	150.074
Services less trade, transportation, and warehousing.....		ID5	3121	136.004	136.602	136.323	136.769	137.635
Inputs to stage 3 services producers.....		ID5	32	139.097	139.295	140.860	140.667	141.195
Goods.....		ID5	321	122.156	121.711	128.336	127.292	129.067
Foods.....		ID5	3211	156.183	155.047	154.246	154.139	153.546
Energy.....		ID5	3212	119.596	118.617	129.364	127.376	129.797
Goods excluding foods and energy.....		ID5	3213	135.745	136.181	136.545	136.991	137.868
Services.....		ID5	322	143.379	143.743	143.992	144.010	144.211
Trade services.....		ID5	3223	200.917	198.332	196.838	196.135	194.355
Transportation and warehousing services.....		ID5	3222	166.198	165.900	167.673	167.416	168.501
Transportation of passengers.....		ID5	32221	104.603	104.462	104.654	104.738	104.482
Transportation and warehousing of goods.....		ID5	32222	166.718	166.419	168.201	167.942	169.034
Services less trade, transportation, and warehousing.....		ID5	3221	134.163	134.886	134.822	134.959	135.037
Construction.....		ID5	323	145.988	146.391	146.520	147.368	147.693
Inputs to stage 3 construction producers.....		ID5	33	142.337	142.312	141.632	140.906	141.238
Goods.....		ID5	331	133.814	134.119	134.465	134.949	135.914
Goods excluding foods and energy.....		ID5	3313	170.511	170.900	171.340	171.957	173.187
Services.....		ID5	332	171.370	170.948	168.948	166.669	166.283
Trade services.....		ID5	3323	176.591	176.000	173.832	171.215	170.742
Transportation and warehousing services.....		ID5	3322	116.385	117.370	116.632	116.747	117.471
Transportation and warehousing of goods.....		ID5	33222	122.848	123.889	123.110	123.231	123.995
Services less trade, transportation, and warehousing.....		ID5	3321	126.675	127.682	127.259	128.133	128.278
Stage 2 Intermediate Demand								
Stage 2 intermediate demand.....		ID5	2	134.026	135.455	135.458	133.992	136.061
Inputs to stage 2 goods producers.....		ID5	21	120.745	122.741	121.804	119.178	122.854
Goods.....		ID5	211	114.960	117.224	116.037	112.487	117.249
Foods.....		ID5	2111	155.441	148.100	139.678	137.829	137.063
Energy.....		ID5	2112	83.605	88.840	87.725	82.710	89.355
Goods excluding foods and energy.....		ID5	2113	141.346	140.370	140.983	140.022	142.234
Services.....		ID5	212	151.648	152.987	152.757	152.826	153.377
Trade services.....		ID5	2123	170.386	172.634	171.550	171.079	170.822
Transportation and warehousing services.....		ID5	2122	169.727	170.533	170.308	170.726	172.776
Transportation of passengers.....		ID5	21221	137.560	136.642	140.629	142.943	137.800
Transportation and warehousing of goods.....		ID5	21222	171.611	172.502	172.072	172.398	174.802
Services less trade, transportation, and warehousing.....		ID5	2121	137.576	138.622	139.320	139.669	139.749
Construction.....		ID5	213	145.988	146.391	146.520	147.368	147.693

See footnotes at end of table.

Table 3. Producer price indexes for Final Demand-Intermediate Demand groupings, seasonally adjusted — Continued

[April 2024, Index base Nov. 2009=100, unless otherwise indicated]

Grouping	Other index base	Commodity code		Seasonally adjusted index ¹				
		Group code	Item code	Dec. 2023	Jan. 2024 ^P	Feb. 2024 ^P	Mar. 2024 ^P	Apr. 2024 ^P
Inputs to stage 2 services producers.....		ID5	22	145.808	146.488	147.642	147.643	147.678
Goods.....		ID5	221	143.566	143.085	144.253	143.753	144.317
Foods.....		ID5	2211	113.562	112.851	111.105	110.601	109.217
Energy.....		ID5	2212	146.977	147.215	158.639	154.300	156.218
Goods excluding foods and energy.....		ID5	2213	144.050	143.525	144.061	143.811	144.314
Services.....		ID5	222	145.656	146.483	147.654	147.698	147.661
Trade services.....		ID5	2223	192.414	187.041	186.637	186.757	180.717
Transportation and warehousing services.....		ID5	2222	150.887	149.373	150.977	149.532	150.036
Transportation of passengers.....		ID5	22221	137.637	136.688	140.832	143.240	137.894
Transportation and warehousing of goods.....		ID5	22222	153.918	152.294	153.435	151.273	152.858
Services less trade, transportation, and warehousing.....		ID5	2221	143.955	145.249	146.469	146.619	146.822
Construction.....		ID5	223	145.988	146.391	146.520	147.368	147.693
Stage 1 Intermediate Demand								
Stage 1 intermediate demand.....		ID5	1	145.301	145.832	146.397	146.132	146.376
Inputs to stage 1 goods producers.....		ID5	11	142.901	143.516	143.246	141.577	141.765
Goods.....		ID5	111	139.597	139.087	140.094	137.839	138.363
Foods.....		ID5	1111	140.953	135.639	130.497	131.759	130.156
Energy.....		ID5	1112	122.824	122.631	127.486	122.875	123.479
Goods excluding foods and energy.....		ID5	1113	146.989	147.207	148.355	146.014	146.892
Services.....		ID5	112	156.053	159.925	155.919	155.921	155.133
Trade services.....		ID5	1123	170.671	177.078	169.445	168.818	166.789
Transportation and warehousing services.....		ID5	1122	159.432	159.677	161.399	162.649	162.099
Transportation of passengers.....		ID5	11221	137.192	136.240	140.402	142.819	137.451
Transportation and warehousing of goods.....		ID5	11222	163.130	163.669	164.759	165.702	166.364
Services less trade, transportation, and warehousing.....		ID5	1121	111.751	112.427	112.648	113.231	114.037
Construction.....		ID5	113	145.988	146.391	146.520	147.368	147.693
Inputs to stage 1 services producers.....		ID5	12	145.431	145.998	147.017	147.557	147.823
Goods.....		ID5	121	144.145	143.765	147.105	146.948	148.079
Foods.....		ID5	1211	128.021	127.985	144.703	138.850	140.115
Energy.....		ID5	1212	148.441	146.426	156.447	155.670	158.448
Goods excluding foods and energy.....		ID5	1213	150.137	150.505	150.768	150.935	151.348
Services.....		ID5	122	145.302	146.265	146.299	147.130	147.030
Trade services.....		ID5	1223	178.983	177.939	175.926	174.978	173.696
Transportation and warehousing services.....		ID5	1222	144.702	144.481	147.277	147.923	146.584
Transportation of passengers.....		ID5	12221	137.110	136.159	140.318	142.733	137.369
Transportation and warehousing of goods.....		ID5	12222	164.171	164.312	166.690	166.474	167.110
Services less trade, transportation, and warehousing.....		ID5	1221	140.385	141.703	141.545	142.566	142.759
Construction.....		ID5	123	145.988	146.391	146.520	147.368	147.693
Inputs to stage 1 construction producers.....		ID5	13	162.942	163.103	163.927	163.811	164.129
Goods.....		ID5	131	163.576	163.946	165.713	166.255	166.856
Energy.....		ID5	1312	125.383	124.267	138.016	138.407	141.341
Goods excluding foods and energy.....		ID5	1313	170.854	171.409	171.759	172.327	172.656
Services.....		ID5	132	162.422	162.073	160.574	158.830	158.450
Trade services.....		ID5	1323	173.526	173.077	170.642	168.411	167.622
Transportation and warehousing services.....		ID5	1322	120.243	120.050	120.997	120.413	121.001
Transportation and warehousing of goods.....		ID5	13222	124.376	124.176	125.156	124.551	125.160
Services less trade, transportation, and warehousing.....		ID5	1321	139.994	140.930	140.099	140.654	141.246
Intermediate Demand by Production Flow Special Groupings								
Total goods inputs to stage 4 intermediate demand.....	04/10	ID5	9411	143.534	143.388	144.152	143.922	144.388
Total services inputs to stage 4 intermediate demand.....	04/10	ID5	9412	150.994	152.793	152.396	152.911	153.054
Total construction inputs to stage 4 intermediate demand.....	04/10	ID5	9413	144.779	145.178	145.306	146.147	146.469
Total foods inputs to stage 4 intermediate demand.....	04/10	ID5	9414	142.850	140.508	139.423	140.251	140.293
Total energy goods inputs to stage 4 intermediate demand.....	04/10	ID5	9415	130.692	128.401	133.186	131.262	133.376
Total goods less foods and energy inputs to stage 4 intermediate demand.....	04/10	ID5	9416	146.687	147.224	147.611	147.497	147.761
Total goods inputs to stage 3 intermediate demand.....	04/10	ID5	9311	133.634	133.680	136.957	136.597	137.128
Total services inputs to stage 3 intermediate demand.....	04/10	ID5	9312	146.031	146.770	146.315	146.302	146.349
Total construction inputs to stage 3 intermediate demand.....	04/10	ID5	9313	144.779	145.178	145.306	146.147	146.469
Total foods inputs to stage 3 intermediate demand.....	04/10	ID5	9314	138.587	136.847	141.750	143.723	143.104
Total energy goods inputs to stage 3 intermediate demand.....	04/10	ID5	9315	119.883	119.156	127.800	125.929	127.751
Total goods less foods and energy inputs to stage 3 intermediate demand.....	04/10	ID5	9316	140.260	141.227	142.369	141.575	142.169
Total goods inputs to stage 2 intermediate demand.....	04/10	ID5	9211	112.252	114.134	113.243	110.174	114.280
Total services inputs to stage 2 intermediate demand.....	04/10	ID5	9212	147.556	148.507	149.351	149.401	149.504
Total construction inputs to stage 2 intermediate demand.....	04/10	ID5	9213	144.779	145.178	145.306	146.147	146.469
Total foods inputs to stage 2 intermediate demand.....	04/10	ID5	9214	155.809	148.528	140.159	138.320	137.538
Total energy goods inputs to stage 2 intermediate demand.....	04/10	ID5	9215	82.565	87.635	86.683	81.780	88.235
Total goods less foods and energy inputs to stage 2 intermediate demand.....	04/10	ID5	9216	133.876	133.055	133.617	132.867	134.576
Total goods inputs to stage 1 intermediate demand.....	04/10	ID5	9111	128.980	128.697	130.401	129.441	130.099

See footnotes at end of table.

Table 3. Producer price indexes for Final Demand-Intermediate Demand groupings, seasonally adjusted — Continued

[April 2024, Index base Nov. 2009=100, unless otherwise indicated]

Grouping	Other index base	Commodity code		Seasonally adjusted index ¹				
		Group code	Item code	Dec. 2023	Jan. 2024 ^p	Feb. 2024 ^p	Mar. 2024 ^p	Apr. 2024 ^p
Total services inputs to stage 1 intermediate demand.....	04/10	ID5	9112	147.506	148.879	148.120	148.637	148.402
Total construction inputs to stage 1 intermediate demand.....	04/10	ID5	9117	144.779	145.178	145.306	146.147	146.469
Total foods inputs to stage 1 intermediate demand.....	04/10	ID5	9114	132.257	127.382	123.053	124.075	122.634
Total energy goods inputs to stage 1 intermediate demand.....	04/10	ID5	9115	131.255	130.105	138.055	135.888	137.724
Total goods less foods and energy inputs to stage 1 intermediate demand.....	04/10	ID5	9116	126.735	127.011	127.601	126.797	127.312

¹ All indexes are subject to revision for 4 months after their originally scheduled publication to incorporate late reports and corrections by survey respondents. In addition, seasonally adjusted indexes are subject to change for up to 5 years due to the recalculation of seasonal factors published each January.

² PPI defines Total finished as including only the personal consumption and private capital investment portions of final demand.

³ Trade indexes measure changes in margins received by wholesalers and retailers.

⁴ The PPI definition of foods does not include food and beverages for immediate consumption. PPI defines food and beverages for immediate consumption as the service of preparing meals, snacks, and beverages to customer order for immediate on-premises and off-premises consumption.

⁵ Distributive services include transportation, warehousing, and trade of goods.

⁶ Includes intermediate trade, transportation, and warehousing services.

⁷ Includes crude petroleum.

⁸ Excludes crude petroleum.

p Preliminary

“-” Data not available.

Table 4. Producer price index percentage changes and weights for Final Demand-Intermediate Demand groupings, not seasonally adjusted
[April 2024]

Title	Commodity code		Relative Importance Dec. 2023 ¹	Unadjusted 12-month percent change ² Apr. 2023 to Apr. 2024 ^P	Unadjusted 1-month percent change ²				
	Group code	Item code			Nov. to Dec.	Dec. to Jan. ^P	Jan. to Feb. ^P	Feb. to Mar. ^P	Mar. to Apr. ^P
Final Demand									
Final demand.....	FD	4	100.000	2.2	-0.4	0.6	0.8	0.2	0.6
Final demand goods.....	FD	41	30.099	1.3	-0.9	0.6	1.4	0.5	0.6
Final demand foods.....	FD	411	5.587	0.5	-0.3	0.0	1.1	0.7	0.1
Finished consumer foods ³	FD	4111	4.272	2.5	-0.3	0.5	1.7	0.6	0.0
Finished consumer foods, crude.....	FD	41113	0.351	-9.8	-6.8	8.0	10.3	-4.2	-4.1
Finished consumer foods, processed.....	FD	41112	3.921	3.8	0.4	-0.2	0.9	1.1	0.5
Government purchased foods.....	FD	4112	0.405	4.0	0.2	-1.1	0.7	1.1	0.4
Foods for export.....	FD	4113	0.910	-9.7	-0.8	-1.6	-1.5	1.2	0.0
Final demand energy.....	FD	412	5.515	1.0	-4.9	1.6	5.4	1.6	2.2
Finished consumer energy goods ³	FD	4121	4.287	1.1	-4.0	2.1	4.9	2.7	2.5
Government purchased energy.....	FD	4122	0.837	0.7	-7.6	-0.4	7.3	-1.2	1.0
Energy for export.....	FD	4123	0.391	-0.7	-9.0	-0.2	7.0	-4.2	1.7
Final demand goods less foods and energy.....	FD	413	18.996	1.6	0.1	0.5	0.4	0.1	0.3
Finished goods less foods and energy ³	FD	4131	10.931	2.3	0.0	0.5	0.4	0.2	0.1
Finished consumer goods less foods and energy.....	FD	41311	5.809	1.9	0.0	0.4	0.4	0.1	0.1
Nondurable consumer goods less foods and energy.....	FD	413111	3.519	2.4	0.0	0.5	0.6	0.1	0.1
Durable consumer goods.....	FD	413112	2.290	1.1	-0.1	0.2	0.1	0.2	0.1
Private capital equipment.....	FD	41312	5.122	2.8	0.0	0.7	0.4	0.2	0.2
Private capital equipment for manufacturing industries.....	FD	413121	1.254	3.7	0.2	0.9	0.4	0.4	0.2
Private capital equipment for nonmanufacturing industries.....	FD	413122	3.868	2.5	0.0	0.6	0.3	0.2	0.2
Government purchased goods, excluding foods and energy.....	FD	4132	1.959	2.1	0.0	0.8	0.3	0.2	0.3
Government purchased goods excluding foods, energy, and capital equipment.....	FD	41321	1.146	0.7	-0.1	0.5	0.4	0.3	0.4
Government purchased capital equipment.....	FD	41322	0.813	4.2	0.0	1.2	0.2	0.1	0.2
Goods for export, excluding foods and energy.....	FD	4133	6.106	0.2	0.3	0.3	0.4	-0.1	0.5
Final demand services.....	FD	42	67.245	2.7	-0.2	0.6	0.5	0.1	0.6
Final demand trade services ⁴	FD	423	19.337	-0.3	-1.6	0.1	0.6	-0.6	0.9
Trade of finished goods ³	FD	4231	16.652	-0.7	-1.4	-0.2	0.8	-0.5	0.8
Trade of personal consumption goods.....	FD	42311	13.614	-0.9	-0.6	-0.5	0.8	-0.2	0.0
Trade of private capital equipment.....	FD	42312	3.038	0.0	-4.9	1.1	0.7	-1.8	4.1
Trade of government purchased goods.....	FD	4232	0.758	3.1	-2.8	1.3	0.3	-1.3	1.7
Trade of government purchased goods, excluding capital equipment.....	FD	42321	0.478	2.3	-0.7	0.0	-0.3	-0.6	-0.2
Trade of government purchased capital equipment.....	FD	42322	0.280	4.4	-6.4	3.7	1.2	-2.5	4.8
Trade of exports.....	FD	4233	1.927	2.6	-2.9	2.6	-0.5	-1.3	1.5
Final demand transportation and warehousing services.....	FD	422	4.925	0.3	-0.3	0.0	0.8	0.8	-0.3
Transportation of passengers for final demand.....	FD	4221	1.262	0.0	2.2	-1.3	1.5	4.1	-2.3
Transportation of private passengers.....	FD	42211	0.851	0.0	2.2	-1.3	1.5	4.1	-2.3
Transportation of government passengers.....	FD	42212	0.102	0.0	2.2	-1.2	1.5	4.1	-2.3
Transportation of passengers for export.....	FD	42213	0.309	0.0	2.2	-1.3	1.5	4.2	-2.3
Transportation and warehousing of goods for final demand.....	FD	4222	3.663	0.4	-1.1	0.4	0.6	-0.4	0.5
Transportation and warehousing of finished goods ³	FD	42221	2.370	0.0	-1.2	0.1	0.7	-0.4	0.5
Transportation and warehousing of personal consumption goods.....	FD	422211	1.910	0.2	-1.2	0.2	0.7	-0.4	0.5
Transportation and warehousing of private capital equipment.....	FD	422212	0.460	-0.4	-1.3	0.0	0.6	-0.5	0.5
Transportation and warehousing of government purchased goods.....	FD	42222	0.220	0.9	-1.0	0.1	0.8	-0.3	0.6
Transportation and warehousing of exports.....	FD	42223	1.073	0.9	-1.0	1.1	0.4	-0.4	0.4
Final demand services less trade, transportation, and warehousing.....	FD	421	42.982	4.4	0.4	0.9	0.4	0.4	0.5
Finished services less trade, transportation, and warehousing ³	FD	4211	37.459	4.3	0.4	0.9	0.4	0.4	0.5
Finished consumer services less trade, transportation, and warehousing.....	FD	42111	32.980	4.3	0.4	1.0	0.5	0.5	0.4
Private capital investment services less trade, transportation, and warehousing.....	FD	42112	4.479	3.6	0.4	-0.3	-0.1	0.1	1.0
Government purchased services less trade, transportation, and warehousing.....	FD	4212	2.807	4.2	0.6	1.2	0.2	0.2	0.6
Gov. purchased services less trade, transportation, and warehousing, excl. capital investment.....	FD	42121	2.644	4.4	0.5	1.3	0.2	0.2	0.6
Government purchased capital investment services less trade, transportation, and warehousing.....	FD	42122	0.163	1.6	0.7	-0.7	0.0	0.4	0.1
Services for export less trade, transportation, and warehousing.....	FD	4213	2.716	6.3	0.9	1.3	0.4	0.9	0.9
Final demand construction.....	FD	43	2.656	-0.8	0.0	0.3	0.0	0.1	0.1
Construction for private capital investment.....	FD	431	1.846	-1.0	0.1	0.2	0.0	0.1	0.1
Construction for government.....	FD	432	0.810	-0.5	0.0	0.4	0.0	0.0	0.2
Special Groupings of Final Demand									
Final demand less exports.....	FD	49101	86.568	2.3	-0.4	0.6	0.8	0.3	0.5
Final demand less government.....	FD	49102	92.102	2.1	-0.4	0.6	0.7	0.3	0.6

See footnotes at end of table.

Table 4. Producer price index percentage changes and weights for Final Demand-Intermediate Demand groupings, not seasonally adjusted — Continued
 [April 2024]

Title	Commodity code		Relative Importance Dec. 2023 ¹	Unadjusted 12-month percent change ² Apr. 2023 to Apr. 2024 ^P	Unadjusted 1-month percent change ²				
	Group code	Item code			Nov. to Dec.	Dec. to Jan. ^P	Jan. to Feb. ^P	Feb. to Mar. ^P	Mar. to Apr. ^P
Final demand less foods, food and nonalcoholic beverages for immediate consumption, and energy ⁵	FD	49103	88.469	2.3	-0.2	0.6	0.5	0.1	0.4
Final demand less foods and energy ⁵	FD	49104	88.898	2.4	-0.1	0.6	0.4	0.1	0.5
Final demand less foods and food and nonalcoholic beverages for immediate consumption ⁵	FD	49105	93.984	2.2	-0.5	0.7	0.8	0.2	0.6
Final demand less foods ⁵	FD	49106	94.413	2.3	-0.4	0.6	0.7	0.2	0.6
Final demand less energy.....	FD	49107	94.485	2.3	-0.1	0.6	0.5	0.2	0.5
Final demand less trade services.....	FD	49108	80.663	2.8	-0.1	0.7	0.8	0.5	0.5
Final demand less distributive services ⁶	FD	49109	77.000	2.9	-0.1	0.7	0.8	0.5	0.5
Final demand goods less energy.....	FD	49111	24.583	1.3	0.0	0.4	0.5	0.2	0.2
Final demand goods less foods.....	FD	49112	24.511	1.4	-1.1	0.7	1.5	0.4	0.7
Final demand services less trade services.....	FD	49113	47.907	3.9	0.4	0.8	0.4	0.5	0.4
Final demand distributive services ⁶	FD	49114	23.000	-0.2	-1.5	0.2	0.6	-0.6	0.8
Final demand goods plus final demand distributive services ⁶	FD	49115	53.098	0.6	-1.2	0.4	1.1	0.0	0.7
Final demand less foods, energy, and trade services ⁵	FD	49116	69.561	3.1	0.3	0.7	0.4	0.3	0.4
Private and government purchased capital equipment.....	FD	49117	5.935	3.0	0.0	0.7	0.3	0.2	0.2
Private and government purchased capital investment services.....	FD	49118	8.420	2.0	-1.9	0.3	0.3	-0.7	2.1
Total private and government purchased capital investment.....	FD	49119	14.355	1.9	-0.9	0.5	0.2	-0.3	1.1
Total finished ³	FD	49201	78.668	2.3	-0.4	0.6	0.8	0.3	0.5
Total finished less foods, food and nonalcoholic beverages for immediate consumption, and energy ^{3, 5}	FD	49202	69.684	2.4	-0.1	0.5	0.5	0.2	0.4
Total finished less foods and energy ^{3, 5}	FD	49203	70.109	2.4	-0.1	0.5	0.5	0.2	0.4
Total finished less foods and food and nonalcoholic beverages for immediate consumption ^{3, 5}	FD	49204	73.971	2.3	-0.4	0.6	0.7	0.3	0.6
Total finished less foods ^{3, 5}	FD	49205	74.396	2.3	-0.4	0.6	0.7	0.3	0.6
Total finished less energy ³	FD	49206	74.381	2.4	-0.1	0.5	0.6	0.2	0.4
Finished goods ³	FD	49207	19.490	2.1	-1.0	0.9	1.7	0.8	0.7
Finished goods less energy ³	FD	49208	15.203	2.4	-0.1	0.5	0.7	0.3	0.1
Finished goods, excluding foods ^{3, 5}	FD	49209	15.218	1.9	-1.1	1.0	1.6	0.9	0.8
Finished services ³	FD	49210	57.332	2.5	-0.2	0.5	0.5	0.2	0.5
Private capital investment services.....	FD	49211	7.977	1.9	-1.8	0.2	0.2	-0.7	2.1
Finished distributive services ^{3, 6}	FD	49212	19.022	-0.6	-1.4	-0.2	0.8	-0.5	0.7
Finished services less trade services ³	FD	49213	40.680	3.9	0.3	0.8	0.4	0.4	0.4
Finished services less distributive services ^{3, 6}	FD	49214	38.310	4.2	0.4	0.8	0.4	0.5	0.4
Total private capital investment (goods, services, and construction).....	FD	49215	14.945	1.9	-0.9	0.4	0.2	-0.3	1.2
Finished goods plus finished distributive services ^{3, 6}	FD	49216	38.512	0.7	-1.2	0.4	1.2	0.2	0.7
Total exports.....	FD	49301	13.432	1.0	-0.5	0.7	0.4	-0.1	0.7
Goods for export.....	FD	49302	7.407	-1.1	-0.4	0.1	0.5	-0.2	0.5
Services for export.....	FD	49303	6.025	3.8	-0.6	1.5	0.2	0.1	0.8
Total government purchases.....	FD	49401	7.898	2.5	-0.9	0.7	1.0	0.0	0.6
Government purchased goods.....	FD	49402	3.201	2.0	-2.1	0.3	2.1	-0.1	0.5
Government purchased services.....	FD	49403	3.887	3.7	-0.2	1.1	0.3	0.0	0.7
Total government purchased capital investment (goods, services, construction).....	FD	49404	2.066	2.1	-0.8	1.1	0.2	-0.2	0.8
Government purchases, defense.....	FD	49405	2.345	3.6	-1.5	0.8	1.3	-0.3	0.8
Government purchases, non-defense.....	FD	49406	5.553	2.1	-0.7	0.6	0.9	0.1	0.5
Personal consumption.....	FD	49501	63.723	2.4	-0.2	0.6	0.9	0.5	0.4
Personal consumption goods (finished consumer goods).....	FD	49502	14.368	1.8	-1.3	0.9	2.1	1.0	0.8
Personal consumption goods less energy.....	FD	49503	10.081	2.1	-0.1	0.4	0.9	0.3	0.1
Personal consumption goods less foods.....	FD	49504	10.096	1.5	-1.7	1.1	2.3	1.2	1.1
Personal consumption nondurable goods less foods.....	FD	49508	7.806	1.7	-2.2	1.4	3.0	1.6	1.5
Personal consumption services.....	FD	49505	49.355	2.6	0.1	0.6	0.6	0.3	0.3
Personal consumption less trade services.....	FD	49506	50.109	3.4	-0.1	0.9	1.0	0.7	0.5
Personal consumption less distributive services ⁶	FD	49507	48.199	3.5	-0.1	1.0	1.0	0.7	0.5
Personal consumption less foods and energy.....	FD	49510	55.164	2.6	0.1	0.5	0.6	0.3	0.2
Personal consumption less foods, energy, and trade services ⁴	FD	49511	41.550	3.7	0.3	0.9	0.5	0.4	0.3
Personal consumption less foods, energy, and distributive services ⁶	FD	49512	39.640	3.9	0.4	0.9	0.5	0.5	0.3
Personal consumption goods plus personal consumption distributive services ⁶	FD	49509	29.892	0.5	-1.0	0.3	1.4	0.4	0.4
Intermediate Demand by Commodity Type									
Processed goods									
Processed goods for intermediate demand.....	ID6	1	100.000	-0.5	-1.1	0.2	1.5	-0.2	0.6
Materials and components for manufacturing.....	ID6	11	43.089	-1.2	0.1	0.3	0.9	-0.3	0.6
Materials for manufacturing.....	ID6	111	26.451	-2.8	0.0	0.2	1.3	-0.6	0.8
Materials for food manufacturing.....	ID6	1111	4.344	0.5	0.2	-1.3	1.4	1.2	0.9
Materials for nondurable manufacturing.....	ID6	1112	11.712	-3.5	-0.8	-0.9	1.0	0.7	1.6
Materials for durable manufacturing.....	ID6	1113	10.395	-3.5	0.9	2.1	1.6	-2.8	-0.2
Components for manufacturing.....	ID6	112	16.638	1.4	0.2	0.5	0.2	0.2	0.2

See footnotes at end of table.

Table 4. Producer price index percentage changes and weights for Final Demand-Intermediate Demand groupings, not seasonally adjusted — Continued
[April 2024]

Title	Commodity code		Relative Importance Dec. 2023 ¹	Unadjusted 12-month percent change ² Apr. 2023 to Apr. 2024 ^P	Unadjusted 1-month percent change ²				
	Group code	Item code			Nov. to Dec.	Dec. to Jan. ^P	Jan. to Feb. ^P	Feb. to Mar. ^P	Mar. to Apr. ^P
Components for nondurable manufacturing.....	ID6	1121	0.801	-0.3	0.3	-0.1	0.4	0.2	0.6
Components for durable manufacturing.....	ID6	1122	15.837	1.5	0.2	0.5	0.2	0.2	0.2
Materials and components for construction.....	ID6	12	10.771	1.7	0.1	0.8	0.3	0.3	0.2
Materials for construction.....	ID6	121	4.730	2.6	-0.1	1.3	0.6	0.5	-0.2
Components for construction.....	ID6	122	6.041	1.0	0.3	0.3	0.1	0.1	0.5
Processed fuels and lubricants for intermediate demand.....	ID6	13	18.764	0.1	-5.5	-0.2	5.8	-0.5	1.0
Processed fuels and lubricants to manufacturing industries.....	ID6	131	4.777	-1.0	-4.5	-0.7	4.2	-2.1	-0.5
Processed fuels and lubricants to nonmanufacturing industries.....	ID6	132	13.987	0.5	-5.9	-0.1	6.4	0.0	1.5
Containers for intermediate demand.....	ID6	14	3.103	-1.6	0.0	0.1	0.1	-0.2	0.5
Supplies for intermediate demand.....	ID6	15	24.273	-0.7	-0.1	0.0	0.1	0.1	0.4
Supplies to manufacturing industries.....	ID6	151	3.228	0.5	0.1	0.5	0.0	0.3	0.6
Supplies to nonmanufacturing industries.....	ID6	152	21.045	-0.9	-0.1	0.0	0.1	0.1	0.3
Supplies to nonmanufacturing industries, feeds.....	ID6	1521	2.214	-12.7	-1.2	-1.9	-2.2	-1.3	-0.7
Supplies to nonmanufacturing industries, other than feeds.....	ID6	1522	18.831	0.6	0.1	0.2	0.4	0.2	0.4
Unprocessed goods									
Unprocessed goods for intermediate demand.....	ID6	2	100.000	-4.6	-3.4	2.3	0.1	-1.3	4.1
Unprocessed foodstuffs and feedstuffs.....	ID6	21	38.165	-7.9	-2.6	-0.5	2.4	2.8	2.4
Unprocessed nonfood materials.....	ID6	22	61.836	-2.3	-3.9	4.0	-1.2	-3.8	5.3
Unprocessed nonfood materials except fuel.....	ID6	221	50.586	0.2	-4.7	2.3	2.5	0.7	6.1
Unprocessed nonfood materials except fuel to manufacturing industries.....	ID6	2211	47.969	-0.2	-4.9	2.2	2.7	0.7	6.4
Unprocessed nonfood materials except fuel to nonmanufacturing industries.....	ID6	2212	2.617	-7.1	0.2	3.6	0.3	0.4	0.6
Unprocessed fuel.....	ID6	222	11.250	-18.0	-0.3	11.6	-17.0	-27.0	-0.6
Unprocessed fuel to manufacturing industries.....	ID6	2221	1.006	-7.4	-1.2	2.8	0.8	-13.9	-0.3
Unprocessed fuel to nonmanufacturing industries.....	ID6	2222	10.244	-19.2	-0.2	12.5	-18.6	-28.4	-0.7
Services									
Services for intermediate demand.....	ID6	3	100.000	3.0	0.2	1.2	-0.2	0.1	0.2
Trade services for intermediate demand ⁴	ID6	33	18.328	0.8	-0.3	1.2	-1.7	-0.4	-0.3
Trade services for manufacturing industries.....	ID6	331	9.049	0.0	-0.4	2.1	-2.5	-0.4	-0.2
Trade services for nonmanufacturing industries.....	ID6	332	9.279	1.7	-0.1	0.2	-0.8	-0.3	-0.4
Transportation and warehousing services for intermediate demand.....	ID6	32	13.925	3.0	0.8	0.7	0.8	0.1	0.4
Transportation of passengers for intermediate demand.....	ID6	321	1.033	0.0	2.2	-1.2	1.5	4.1	-2.3
Transportation of passengers for manufacturing industries.....	ID6	3211	0.123	0.0	2.2	-1.3	1.5	4.2	-2.3
Transportation of passengers for nonmanufacturing industries.....	ID6	3212	0.910	0.0	2.2	-1.2	1.4	4.1	-2.3
Transportation and warehousing of goods for intermediate demand.....	ID6	322	12.892	3.3	0.7	0.9	0.8	-0.2	0.6
Transportation and warehousing of goods for manufacturing industries.....	ID6	3221	2.732	1.2	-0.7	0.2	0.1	-0.2	0.7
Transportation and warehousing of goods for nonmanufacturing industries.....	ID6	3222	10.160	3.9	1.1	1.1	0.9	-0.2	0.6
Services less trade, transportation, and warehousing for intermediate demand.....	ID6	31	67.747	3.6	0.3	1.3	0.0	0.2	0.4
Services less trade, transportation, and warehousing for manufacturing industries.....	ID6	311	2.130	4.6	0.4	2.0	0.1	0.5	0.4
Services less trade, transportation, and warehousing for nonmanufacturing industries.....	ID6	312	65.617	3.6	0.2	1.3	0.0	0.2	0.4
Construction									
Construction for intermediate demand.....	ID6	4	100.000	3.0	0.0	0.3	0.1	0.6	0.2
Special Groupings of Intermediate Demand by Commodity Type									
Processed materials less foods and feeds.....	ID6	9111	91.153	-0.4	-1.2	0.3	1.6	-0.3	0.6
Processed foods and feeds.....	ID6	9112	8.847	-2.5	-0.1	-1.3	0.5	0.6	0.5
Processed energy goods.....	ID6	9113	18.764	0.1	-5.5	-0.2	5.8	-0.5	1.0
Processed materials less energy.....	ID6	9118	81.236	-0.7	0.0	0.3	0.5	-0.1	0.5
Processed materials less foods and energy.....	ID6	9115	72.389	-0.5	0.0	0.5	0.6	-0.2	0.4
Intermediate distributive services ⁷	ID6	9116	31.220	1.9	0.1	1.1	-0.7	-0.3	0.1
Processed goods plus intermediate distributive services.....	ID6	9117	-	0.2	-0.7	0.5	0.9	-0.2	0.4
Unprocessed materials less agricultural products.....	ID6	9211	56.663	0.9	-4.3	4.6	-1.1	-4.2	5.9
Unprocessed energy materials ⁸	ID6	9212	36.891	1.6	-7.6	6.4	-1.3	-6.3	8.2
Unprocessed materials less energy.....	ID6	9213	63.109	-7.9	-0.7	-0.3	1.1	1.9	1.8
Unprocessed nonfood materials less energy ⁹	ID6	9216	24.944	-7.9	2.3	0.2	-0.8	0.6	0.9
Intermediate Demand by Production Flow									
Stage 4 Intermediate Demand									
Stage 4 intermediate demand.....	ID5	4	100.000	2.0	0.0	1.0	0.1	0.2	0.3
Inputs to stage 4 goods producers.....	ID5	41	29.665	-0.4	-0.1	0.6	-0.2	-0.3	0.3
Goods.....	ID5	411	21.643	-1.4	-0.1	0.3	0.1	-0.2	0.3

See footnotes at end of table.

Table 4. Producer price index percentage changes and weights for Final Demand-Intermediate Demand groupings, not seasonally adjusted — Continued
 [April 2024]

Title	Commodity code		Relative Importance Dec. 2023 ¹	Unadjusted 12-month percent change ² Apr. 2023 to Apr. 2024 ^P	Unadjusted 1-month percent change ²				
	Group code	Item code			Nov. to Dec.	Dec. to Jan. ^P	Jan. to Feb. ^P	Feb. to Mar. ^P	Mar. to Apr. ^P
Foods.....	ID5	4111	2.941	-8.9	0.0	-1.2	-1.5	0.2	1.0
Energy.....	ID5	4112	0.170	-13.2	-8.0	-0.1	1.0	-5.0	1.8
Goods excluding foods and energy.....	ID5	4113	18.532	0.0	0.0	0.5	0.4	-0.3	0.2
Services.....	ID5	412	8.022	2.5	-0.3	1.6	-1.1	-0.4	0.4
Trade services.....	ID5	4123	6.017	2.3	-0.4	1.8	-1.5	-0.7	0.3
Transportation and warehousing services.....	ID5	4122	0.492	0.8	-0.2	0.1	-0.1	0.5	0.1
Transportation of passengers.....	ID5	41221	0.076	0.0	2.2	-1.3	1.5	4.2	-2.3
Transportation and warehousing of goods.....	ID5	41222	0.416	0.9	-0.6	0.4	-0.3	-0.2	0.6
Services less trade, transportation, and warehousing.....	ID5	4121	1.513	4.1	0.2	1.4	0.3	0.2	0.7
Inputs to stage 4 services producers.....	ID5	42	55.644	3.6	0.1	1.2	0.2	0.4	0.2
Goods.....	ID5	421	13.716	1.4	-0.5	0.2	1.1	0.2	0.3
Foods.....	ID5	4211	2.241	2.1	0.0	-1.1	1.0	1.8	1.4
Energy.....	ID5	4212	4.062	1.9	-1.8	0.5	2.8	-0.6	-0.3
Goods excluding foods and energy.....	ID5	4213	7.413	0.9	0.0	0.4	0.1	0.2	0.3
Services.....	ID5	422	41.875	4.3	0.4	1.6	-0.1	0.4	0.2
Trade services.....	ID5	4223	4.149	2.0	-1.0	1.5	-0.8	-0.6	0.1
Transportation and warehousing services.....	ID5	4222	3.724	3.5	0.7	0.7	1.5	0.6	0.2
Transportation of passengers.....	ID5	42221	0.480	0.0	2.2	-1.3	1.5	4.1	-2.3
Transportation and warehousing of goods.....	ID5	42222	3.244	4.0	0.5	1.0	1.5	0.1	0.6
Services less trade, transportation, and warehousing.....	ID5	4221	34.002	4.7	0.5	1.7	-0.2	0.5	0.2
Construction.....	ID5	423	0.053	3.0	0.0	0.3	0.1	0.6	0.2
Inputs to stage 4 construction producers.....	ID5	43	14.690	1.2	-0.4	0.9	0.3	0.5	0.4
Goods.....	ID5	431	10.712	1.8	-0.5	0.9	1.0	0.7	0.6
Energy.....	ID5	4312	0.762	-2.2	-9.3	1.2	9.9	4.3	5.2
Goods excluding foods and energy.....	ID5	4313	9.950	2.2	0.2	0.9	0.3	0.4	0.2
Services.....	ID5	432	3.978	-0.3	0.0	0.8	-1.4	-0.1	-0.1
Trade services.....	ID5	4323	1.728	-2.8	0.5	1.0	-3.4	-0.2	-0.7
Transportation and warehousing services.....	ID5	4322	0.661	-0.5	-1.2	0.0	0.4	-0.3	0.5
Transportation of passengers.....	ID5	43221	0.015	0.0	2.2	-1.3	1.5	4.2	-2.3
Transportation and warehousing of goods.....	ID5	43222	0.646	-0.5	-1.3	0.0	0.4	-0.4	0.6
Services less trade, transportation, and warehousing.....	ID5	4321	1.589	2.5	0.0	0.9	-0.1	0.2	0.4
Stage 3 Intermediate Demand									
Stage 3 intermediate demand.....	ID5	3	100.000	-0.1	-0.7	0.7	1.0	0.0	0.6
Inputs to stage 3 goods producers.....	ID5	31	43.800	-2.9	-0.6	0.6	0.9	0.3	0.8
Goods.....	ID5	311	33.969	-3.3	-0.7	0.3	1.9	0.4	1.2
Foods.....	ID5	3111	10.337	-6.4	-1.7	-0.8	3.8	2.7	2.6
Energy.....	ID5	3112	1.164	-5.9	-8.1	-0.5	1.2	-0.5	1.8
Goods excluding foods and energy.....	ID5	3113	22.468	-1.6	0.2	0.9	1.1	-0.6	0.4
Services.....	ID5	312	9.831	-1.5	-0.2	1.6	-2.4	0.1	-0.3
Trade services.....	ID5	3123	5.506	-3.9	0.0	2.5	-4.5	0.1	-1.0
Transportation and warehousing services.....	ID5	3122	2.865	0.5	-0.7	0.1	0.4	-0.1	0.4
Transportation of passengers.....	ID5	31221	0.149	0.0	2.2	-1.3	1.5	4.2	-2.3
Transportation and warehousing of goods.....	ID5	31222	2.716	0.6	-0.9	0.2	0.4	-0.3	0.6
Services less trade, transportation, and warehousing.....	ID5	3121	1.460	3.5	0.1	0.9	0.0	0.5	0.5
Inputs to stage 3 services producers.....	ID5	32	55.023	2.3	-0.7	0.8	1.1	-0.2	0.4
Goods.....	ID5	321	9.949	0.9	-6.1	-0.6	6.1	-0.7	1.3
Foods.....	ID5	3211	0.088	-2.1	-0.7	-0.7	-0.5	-0.1	-0.4
Energy.....	ID5	3212	5.884	0.9	-10.0	-1.2	10.3	-1.3	1.8
Goods excluding foods and energy.....	ID5	3213	3.977	1.1	-0.1	0.4	0.3	0.4	0.6
Services.....	ID5	322	44.469	2.6	0.5	1.1	0.0	-0.1	0.2
Trade services.....	ID5	3223	2.814	0.5	0.2	-1.3	-0.8	-0.3	-0.8
Transportation and warehousing services.....	ID5	3222	10.389	4.8	1.7	1.2	1.0	-0.1	0.5
Transportation of passengers.....	ID5	32221	0.021	0.0	0.1	-0.1	0.1	0.2	-0.1
Transportation and warehousing of goods.....	ID5	32222	10.368	4.8	1.7	1.2	1.0	-0.1	0.5
Services less trade, transportation, and warehousing.....	ID5	3221	31.266	2.1	0.2	1.2	-0.2	-0.1	0.2
Construction.....	ID5	323	0.605	3.0	0.0	0.3	0.1	0.6	0.2
Inputs to stage 3 construction producers.....	ID5	33	1.176	2.6	0.2	0.7	0.0	0.0	0.6
Goods.....	ID5	331	0.568	1.3	0.2	0.6	0.5	0.5	0.6
Goods excluding foods and energy.....	ID5	3313	0.568	1.3	0.2	0.6	0.5	0.5	0.6
Services.....	ID5	332	0.608	3.8	0.2	0.8	-0.4	-0.4	0.6
Trade services.....	ID5	3323	0.561	3.9	0.2	0.8	-0.4	-0.5	0.7
Transportation and warehousing services.....	ID5	3322	0.016	3.2	0.2	0.8	-0.6	0.1	0.6
Transportation and warehousing of goods.....	ID5	33222	0.016	3.2	0.2	0.8	-0.6	0.1	0.6
Services less trade, transportation, and warehousing.....	ID5	3321	0.031	2.7	0.4	0.8	-0.3	0.7	0.1
Stage 2 Intermediate Demand									

See footnotes at end of table.

Table 4. Producer price index percentage changes and weights for Final Demand-Intermediate Demand groupings, not seasonally adjusted — Continued
[April 2024]

Title	Commodity code		Relative Importance Dec. 2023 ¹	Unadjusted 12-month percent change ² Apr. 2023 to Apr. 2024 ^P	Unadjusted 1-month percent change ²				
	Group code	Item code			Nov. to Dec.	Dec. to Jan. ^P	Jan. to Feb. ^P	Feb. to Mar. ^P	Mar. to Apr. ^P
Stage 2 intermediate demand.....	ID5	2	100.000	0.5	-1.4	1.6	0.0	-1.0	1.6
Inputs to stage 2 goods producers.....	ID5	21	50.555	-1.2	-2.7	2.0	-0.6	-2.0	3.0
Goods.....	ID5	211	35.815	-2.6	-3.6	2.4	-0.7	-2.7	4.2
Foods.....	ID5	2111	4.080	-16.5	-2.2	-2.5	-3.4	-0.4	-0.6
Energy.....	ID5	2112	15.983	1.9	-7.4	6.2	-1.3	-5.7	8.0
Goods excluding foods and energy.....	ID5	2113	15.752	-3.6	0.2	-0.3	0.5	-0.2	1.5
Services.....	ID5	212	14.451	2.7	-0.4	1.2	-0.3	-0.1	0.3
Trade services.....	ID5	2123	5.731	2.0	-1.1	1.2	-0.6	-0.2	-0.1
Transportation and warehousing services.....	ID5	2122	4.784	3.4	0.4	0.4	-0.3	0.2	0.9
Transportation of passengers.....	ID5	21221	0.180	0.0	2.1	-1.2	1.4	4.0	-2.2
Transportation and warehousing of goods.....	ID5	21222	4.604	3.5	0.4	0.4	-0.4	0.1	1.0
Services less trade, transportation, and warehousing.....	ID5	2121	3.936	2.9	-0.4	2.0	0.2	-0.2	0.4
Construction.....	ID5	213	0.289	3.0	0.0	0.3	0.1	0.6	0.2
Inputs to stage 2 services producers.....	ID5	22	49.447	2.4	0.0	1.1	0.6	-0.1	0.2
Goods.....	ID5	221	5.262	-1.0	-0.7	-0.3	0.8	0.0	0.6
Foods.....	ID5	2211	0.051	-10.0	-0.3	-0.1	-0.8	0.0	-1.2
Energy.....	ID5	2212	0.322	-3.4	-6.4	-0.3	7.6	-0.7	0.9
Goods excluding foods and energy.....	ID5	2213	4.889	-0.7	-0.3	-0.3	0.4	0.0	0.6
Services.....	ID5	222	43.220	2.8	0.1	1.3	0.5	-0.1	0.2
Trade services.....	ID5	2223	2.383	1.7	1.3	-2.6	-0.2	0.2	-3.1
Transportation and warehousing services.....	ID5	2222	2.817	2.9	5.4	-0.9	0.8	-0.5	0.5
Transportation of passengers.....	ID5	22221	0.417	0.0	2.2	-1.3	1.5	4.1	-2.3
Transportation and warehousing of goods.....	ID5	22222	2.400	3.4	6.0	-0.8	0.7	-1.3	1.0
Services less trade, transportation, and warehousing.....	ID5	2221	38.020	2.8	-0.4	1.8	0.6	-0.1	0.4
Construction.....	ID5	223	0.965	3.0	0.0	0.3	0.1	0.6	0.2
Stage 1 Intermediate Demand									
Stage 1 intermediate demand.....	ID5	1	100.000	0.5	-0.4	0.5	0.5	0.0	0.2
Inputs to stage 1 goods producers.....	ID5	11	32.376	-3.8	-0.4	0.7	-0.2	-0.9	0.3
Goods.....	ID5	111	23.318	-5.1	-0.5	0.0	0.8	-1.2	0.6
Foods.....	ID5	1111	2.758	-18.9	-0.3	-3.1	-2.4	0.6	0.4
Energy.....	ID5	1112	3.446	-4.9	-4.7	-0.2	3.1	-2.9	-0.3
Goods excluding foods and energy.....	ID5	1113	17.114	-2.6	0.4	0.5	0.8	-1.2	0.8
Services.....	ID5	112	9.057	-0.5	-0.1	2.4	-2.6	0.1	-0.4
Trade services.....	ID5	1123	5.505	-3.4	-0.7	3.5	-4.4	-0.3	-1.0
Transportation and warehousing services.....	ID5	1122	0.603	4.6	1.0	0.0	0.8	1.1	-0.2
Transportation of passengers.....	ID5	11221	0.103	0.0	2.2	-1.3	1.5	4.2	-2.3
Transportation and warehousing of goods.....	ID5	11222	0.500	5.7	0.7	0.3	0.6	0.5	0.3
Services less trade, transportation, and warehousing.....	ID5	1121	2.949	4.2	0.7	1.0	0.3	0.6	0.6
Construction.....	ID5	113	0.001	3.0	0.0	0.3	0.1	0.6	0.2
Inputs to stage 1 services producers.....	ID5	12	54.733	2.8	-0.3	0.4	0.7	0.6	0.1
Goods.....	ID5	121	16.086	1.0	-2.1	-0.1	2.5	0.0	0.6
Foods.....	ID5	1211	0.064	-31.7	0.0	0.0	13.1	-4.0	0.9
Energy.....	ID5	1212	5.040	0.8	-6.6	-1.1	7.4	-0.3	1.1
Goods excluding foods and energy.....	ID5	1213	10.982	1.3	0.1	0.3	0.2	0.2	0.3
Services.....	ID5	122	38.644	3.7	0.5	0.6	0.0	0.8	-0.1
Trade services.....	ID5	1223	3.829	1.2	0.6	-0.5	-1.1	-0.4	-0.5
Transportation and warehousing services.....	ID5	1222	4.412	2.6	0.5	0.7	1.4	1.1	-0.6
Transportation of passengers.....	ID5	12221	1.343	0.0	2.2	-1.3	1.5	4.2	-2.3
Transportation and warehousing of goods.....	ID5	12222	3.069	3.8	-0.2	1.6	1.3	-0.2	0.2
Services less trade, transportation, and warehousing.....	ID5	1221	30.403	4.1	0.5	0.8	0.0	0.9	0.1
Construction.....	ID5	123	0.003	3.0	0.0	0.3	0.1	0.6	0.2
Inputs to stage 1 construction producers.....	ID5	13	12.891	2.0	-0.8	0.8	0.8	0.0	0.2
Goods.....	ID5	131	9.205	2.0	-1.0	0.9	1.3	0.2	0.1
Energy.....	ID5	1312	0.754	-1.5	-11.8	-3.6	13.0	-1.0	2.3
Goods excluding foods and energy.....	ID5	1313	8.451	2.3	0.1	1.3	0.3	0.3	-0.1
Services.....	ID5	132	3.686	1.9	-0.1	0.7	-0.4	-0.3	0.4
Trade services.....	ID5	1323	2.807	2.6	0.2	0.9	-0.7	-0.3	0.3
Transportation and warehousing services.....	ID5	1322	0.783	-0.6	-1.4	-0.2	0.8	-0.5	0.5
Transportation and warehousing of goods.....	ID5	13222	0.783	-0.6	-1.4	-0.2	0.8	-0.5	0.5
Services less trade, transportation, and warehousing.....	ID5	1321	0.096	2.5	0.4	0.9	-0.4	0.5	0.4
Special Groupings of Intermediate Demand by Production Flow									
Total goods inputs to stage 4 intermediate demand.....	ID5	9411	46.071	0.1	-0.3	0.4	0.6	0.1	0.4
Total services inputs to stage 4 intermediate demand.....	ID5	9412	53.875	3.7	0.2	1.5	-0.4	0.2	0.2
Total construction inputs to stage 4 intermediate demand.....	ID5	9413	0.053	3.0	0.0	0.3	0.1	0.6	0.2
Total foods inputs to stage 4 intermediate demand.....	ID5	9414	5.182	-4.3	0.0	-1.2	-0.4	0.9	1.2

See footnotes at end of table.

Table 4. Producer price index percentage changes and weights for Final Demand-Intermediate Demand groupings, not seasonally adjusted — Continued
 [April 2024]

Title	Commodity code		Relative Importance Dec. 2023 ¹	Unadjusted 12-month percent change ² Apr. 2023 to Apr. 2024 ^p	Unadjusted 1-month percent change ²				
	Group code	Item code			Nov. to Dec.	Dec. to Jan. ^p	Jan. to Feb. ^p	Feb. to Mar. ^p	Mar. to Apr. ^p
Total energy goods inputs to stage 4 intermediate demand.....	ID5	9415	4.994	0.6	-3.2	0.6	3.9	0.0	0.7
Total goods less foods and energy inputs to stage 4 intermediate demand.	ID5	9416	35.895	0.8	0.0	0.6	0.3	0.0	0.2
Total goods inputs to stage 3 intermediate demand.....	ID5	9311	44.486	-2.3	-1.9	0.1	2.8	0.2	1.2
Total services inputs to stage 3 intermediate demand.....	ID5	9312	54.908	1.8	0.4	1.2	-0.4	-0.1	0.1
Total construction inputs to stage 3 intermediate demand.....	ID5	9313	0.605	3.0	0.0	0.3	0.1	0.6	0.2
Total foods inputs to stage 3 intermediate demand.....	ID5	9314	10.425	-6.4	-1.7	-0.8	3.8	2.7	2.6
Total energy goods inputs to stage 3 intermediate demand.....	ID5	9315	7.048	-0.3	-9.7	-1.1	8.8	-1.2	1.8
Total goods less foods and energy inputs to stage 3 intermediate demand.	ID5	9316	27.013	-1.2	0.1	0.8	1.0	-0.4	0.5
Total goods inputs to stage 2 intermediate demand.....	ID5	9211	41.077	-2.4	-3.3	2.1	-0.6	-2.4	3.7
Total services inputs to stage 2 intermediate demand.....	ID5	9212	57.671	2.8	0.0	1.3	0.3	-0.1	0.2
Total construction inputs to stage 2 intermediate demand.....	ID5	9213	1.254	3.0	0.0	0.3	0.1	0.6	0.2
Total foods inputs to stage 2 intermediate demand.....	ID5	9214	4.131	-16.4	-2.1	-2.5	-3.4	-0.4	-0.6
Total energy goods inputs to stage 2 intermediate demand.....	ID5	9215	16.305	1.8	-7.3	6.1	-1.1	-5.6	7.9
Total goods less foods and energy inputs to stage 2 intermediate demand.	ID5	9216	20.641	-2.9	0.1	-0.3	0.5	-0.1	1.3
Total goods inputs to stage 1 intermediate demand.....	ID5	9111	48.609	-1.8	-1.1	0.1	1.4	-0.6	0.5
Total services inputs to stage 1 intermediate demand.....	ID5	9112	51.387	2.8	0.4	1.0	-0.5	0.6	-0.1
Total construction inputs to stage 1 intermediate demand.....	ID5	9117	0.004	3.0	0.0	0.3	0.1	0.6	0.2
Total foods inputs to stage 1 intermediate demand.....	ID5	9114	2.822	-19.3	-0.3	-3.0	-2.1	0.4	0.4
Total energy goods inputs to stage 1 intermediate demand.....	ID5	9115	9.240	-1.5	-6.4	-1.0	6.2	-1.4	0.7
Total goods less foods and energy inputs to stage 1 intermediate demand.	ID5	9116	36.547	-0.3	0.2	0.6	0.5	-0.4	0.4

¹ Comprehensive relative importance figures are initially computed after the publication of December indexes and are recalculated after final December indexes are available. Individual items and subtotals may not add exactly to totals because of rounding differences.

² All indexes are subject to revision for 4 months after their originally scheduled publication to incorporate late reports and corrections by survey respondents. In addition, seasonally adjusted indexes are subject to change for up to 5 years due to the recalculation of seasonal factors published each January.

³ PPI defines Total finished as including only the personal consumption and private capital investment portions of final demand.

⁴ Trade indexes measure changes in margins received by wholesalers and retailers.

⁵ The PPI definition of foods does not include food and beverages for immediate consumption. PPI defines food and beverages for immediate consumption as the service of preparing meals, snacks, and beverages to customer order for immediate on-premises and off-premises consumption.

⁶ Distributive services include transportation, warehousing, and trade of goods.

⁷ Includes intermediate trade, transportation, and warehousing services.

⁸ Includes crude petroleum.

⁹ Excludes crude petroleum.

p Preliminary

"/" Data not available.

Table 5. Producer price indexes for Final Demand-Intermediate Demand groupings, not seasonally adjusted
 [April 2024, Index base Nov. 2009=100, unless otherwise indicated]

Title	Other index base	Commodity code		Unadjusted index ¹				
		Group code	Item code	Dec. 2023	Jan. 2024 ^P	Feb. 2024 ^P	Mar. 2024 ^P	Apr. 2024 ^P
Final Demand								
Final demand.....		FD	4	141.267	142.136	143.216	143.571	144.373
Final demand goods.....		FD	41	140.693	141.546	143.578	144.268	145.145
Final demand foods.....		FD	411	149.449	149.519	151.180	152.229	152.340
Finished consumer foods ²	00/82	FD	4111	265.188	266.503	271.016	272.520	272.656
Finished consumer foods, crude.....	00/82	FD	41113	247.334	267.040	294.671	282.153	270.611
Finished consumer foods, processed.....	00/82	FD	41112	265.739	265.295	267.572	270.413	271.669
Government purchased foods.....		FD	4112	156.004	154.320	155.347	157.063	157.757
Foods for export.....		FD	4113	145.512	143.242	141.112	142.802	142.825
Final demand energy.....		FD	412	131.199	133.265	140.447	142.738	145.897
Finished consumer energy goods ²	00/82	FD	4121	204.714	209.064	219.279	225.237	230.845
Government purchased energy.....		FD	4122	141.869	141.298	151.602	149.716	151.190
Energy for export.....		FD	4123	126.016	125.708	134.469	128.883	131.024
Final demand goods less foods and energy.....		FD	413	141.324	142.017	142.555	142.647	143.027
Finished goods less foods and energy ²	00/82	FD	4131	249.024	250.349	251.261	251.665	251.984
Finished consumer goods less foods and energy.....	00/82	FD	41311	276.532	277.668	278.713	279.006	279.219
Nondurable consumer goods less foods and energy.....	00/82	FD	413111	359.126	361.035	363.054	363.280	363.605
Durable consumer goods.....	00/82	FD	413112	191.901	192.332	192.512	192.842	192.950
Private capital equipment.....	00/82	FD	41312	213.985	215.416	216.173	216.655	217.054
Private capital equipment for manufacturing industries.....	00/82	FD	413121	229.907	232.027	233.025	233.977	234.410
Private capital equipment for nonmanufacturing industries.....	00/82	FD	413122	209.223	210.451	211.136	211.479	211.869
Government purchased goods, excluding foods and energy.....		FD	4132	137.331	138.447	138.856	139.130	139.555
Government purchased goods excluding foods, energy, and capital equipment.....		FD	41321	145.244	145.991	146.503	146.880	147.414
Government purchased capital equipment.....		FD	41322	125.313	126.850	127.128	127.274	127.560
Goods for export, excluding foods and energy.....		FD	4133	137.136	137.567	138.159	137.953	138.649
Final demand services.....		FD	42	140.359	141.247	141.936	142.147	142.934
Final demand trade services ³		FD	423	149.646	149.850	150.768	149.804	151.098
Trade of finished goods ²		FD	4231	147.887	147.601	148.726	147.940	149.051
Trade of personal consumption goods.....		FD	42311	148.650	147.948	149.103	148.738	148.787
Trade of private capital equipment.....		FD	42312	142.834	144.388	145.366	142.732	148.524
Trade of government purchased goods.....		FD	4232	161.532	163.701	164.139	161.949	164.647
Trade of government purchased goods, excluding capital equipment.....		FD	42321	170.975	170.933	170.486	169.439	169.154
Trade of government purchased capital equipment.....		FD	42322	145.874	151.326	153.075	149.207	156.315
Trade of exports.....		FD	4233	161.676	165.807	164.910	162.705	165.208
Final demand transportation and warehousing services.....		FD	422	148.961	148.925	150.169	151.314	150.929
Transportation of passengers for final demand.....		FD	4221	136.199	134.487	136.462	142.109	138.852
Transportation of private passengers.....		FD	42211	136.200	134.491	136.461	142.097	138.847
Transportation of government passengers.....		FD	42212	135.973	134.280	136.232	141.817	138.596
Transportation of passengers for export.....		FD	42213	136.207	134.480	136.472	142.169	138.883
Transportation and warehousing of goods for final demand.....		FD	4222	153.122	153.740	154.692	154.072	154.811
Transportation and warehousing of finished goods ²		FD	42221	151.095	151.302	152.332	151.680	152.429
Transportation and warehousing of personal consumption goods.....		FD	422211	151.637	151.912	152.981	152.336	153.074
Transportation and warehousing of private capital equipment.....		FD	422212	148.900	148.829	149.704	149.020	149.811
Transportation and warehousing of government purchased goods.....		FD	42222	152.355	152.432	153.643	153.258	154.197
Transportation and warehousing of exports.....		FD	42223	159.102	160.796	161.517	160.919	161.597
Final demand services less trade, transportation, and warehousing.....		FD	421	135.099	136.354	136.889	137.476	138.178
Finished services less trade, transportation, and warehousing ²		FD	4211	135.351	136.545	137.096	137.663	138.316
Finished consumer services less trade, transportation, and warehousing.....		FD	42111	134.624	136.033	136.668	137.296	137.860
Private capital investment services less trade, transportation, and warehousing.....		FD	42112	142.158	141.687	141.572	141.676	143.030
Government purchased services less trade, transportation, and warehousing.....		FD	4212	125.816	127.362	127.645	127.923	128.684
Gov. purchased services less trade, transportation, and warehousing, excl. capital investment.....		FD	42121	126.442	128.145	128.447	128.710	129.511
Government purchased capital investment services less trade, transportation, and warehousing.....		FD	42122	110.798	110.041	110.042	110.517	110.670
Services for export less trade, transportation, and warehousing.....		FD	4213	142.909	144.707	145.323	146.568	147.902
Final demand construction.....		FD	43	174.179	174.648	174.606	174.745	174.975
Construction for private capital investment.....		FD	431	178.291	178.691	178.645	178.816	178.982
Construction for government.....		FD	432	166.523	167.144	167.108	167.181	167.548
Final Demand Special Groupings								
Final demand less exports.....	04/10	FD	49101	138.937	139.773	140.918	141.335	142.103
Final demand less government.....	04/10	FD	49102	139.328	140.176	141.211	141.594	142.383
Final demand less foods, food and nonalcoholic beverages for immediate consumption, and energy ¹	04/10	FD	49103	139.864	140.772	141.447	141.623	142.250
Final demand less foods and energy ⁴	04/10	FD	49104	139.721	140.547	141.178	141.360	142.038
Final demand less foods and food and nonalcoholic beverages for immediate consumption ⁴	04/10	FD	49105	138.861	139.843	140.941	141.254	142.045

See footnotes at end of table.

Table 5. Producer price indexes for Final Demand-Intermediate Demand groupings, not seasonally adjusted — Continued

[April 2024, Index base Nov. 2009=100, unless otherwise indicated]

Title	Other index base	Commodity code		Unadjusted index ¹				
		Group code	Item code	Dec. 2023	Jan. 2024 ^P	Feb. 2024 ^P	Mar. 2024 ^P	Apr. 2024 ^P
Final demand less foods ⁴	04/10	FD	49106	138.715	139.615	140.647	140.958	141.787
Final demand less energy.....	04/10	FD	49107	140.021	140.803	141.490	141.720	142.366
Final demand less trade services.....	01/10	FD	49108	137.671	138.674	139.776	140.415	141.100
Final demand less distributive services ⁵	01/10	FD	49109	137.173	138.194	139.303	139.997	140.680
Final demand goods less energy.....	01/10	FD	49111	141.590	142.142	142.917	143.215	143.533
Final demand goods less foods.....	04/10	FD	49112	135.819	136.817	138.883	139.483	140.499
Final demand services less trade services.....	04/10	FD	49113	135.213	136.336	136.933	137.567	138.161
Final demand distributive services ⁵	04/10	FD	49114	147.159	147.423	148.328	147.436	148.618
Final demand goods plus final demand distributive services ⁵	04/10	FD	49115	141.338	141.934	143.470	143.493	144.483
Final demand less foods, energy, and trade services ⁴	08/13	FD	49116	129.249	130.176	130.701	131.146	131.638
Private and government purchased capital equipment.....	08/13	FD	49117	129.177	130.141	130.574	130.846	131.094
Private and government purchased capital investment services.....	08/13	FD	49118	131.924	132.339	132.697	131.748	134.576
Total private and government purchased capital investment.....	08/13	FD	49119	133.787	134.402	134.733	134.375	135.905
Total finished ²	01/10	FD	49201	139.938	140.767	141.894	142.360	143.128
Total finished less foods, food and nonalcoholic beverages for immediate consumption, and energy ^{2, 4}	12/10	FD	49202	139.431	140.140	140.829	141.045	141.669
Total finished less foods and energy ^{2, 4}	01/10	FD	49203	140.291	140.999	141.693	141.920	142.546
Total finished less foods and food and nonalcoholic beverages for immediate consumption ^{2, 4}	12/10	FD	49204	138.046	138.877	139.918	140.351	141.152
Total finished less foods ^{2, 4}	01/10	FD	49205	139.454	140.288	141.338	141.784	142.589
Total finished less energy ²	01/10	FD	49206	140.769	141.479	142.273	142.534	143.130
Finished goods ²	00/82	FD	49207	250.170	252.355	256.538	258.671	260.378
Finished goods less energy ²	00/82	FD	49208	252.508	253.825	255.702	256.400	256.669
Finished goods, excluding foods ^{2, 4}	00/82	FD	49209	245.569	247.978	252.064	254.355	256.470
Finished services ²	01/10	FD	49210	138.714	139.419	140.162	140.391	141.109
Private capital investment services.....	04/10	FD	49211	142.064	142.373	142.722	141.760	144.731
Finished distributive services ^{2, 5}	04/10	FD	49212	145.227	145.006	146.096	145.343	146.387
Finished services less trade services ²	04/10	FD	49213	135.097	136.170	136.770	137.376	137.947
Finished services less distributive services ^{2, 5}	04/10	FD	49214	134.485	135.607	136.185	136.861	137.424
Total private capital investment (goods, services, and construction).....	04/10	FD	49215	141.730	142.261	142.614	142.230	143.914
Finished goods plus finished distributive services ²	04/10	FD	49216	142.232	142.756	144.489	144.739	145.736
Total exports.....	04/10	FD	49301	139.352	140.329	140.857	140.765	141.695
Goods for export.....	00/82	FD	49302	230.545	230.667	231.915	231.422	232.597
Services for export.....	04/10	FD	49303	150.711	152.975	153.242	153.415	154.716
Total government purchases.....	04/10	FD	49401	136.015	136.955	138.341	138.297	139.101
Government purchased goods.....	00/82	FD	49402	228.423	229.010	233.915	233.725	234.903
Government purchased services.....	04/10	FD	49403	133.588	135.082	135.480	135.472	136.449
Total government purchased capital investment (goods, services, construction).....	08/13	FD	49404	131.808	133.219	133.531	133.204	134.289
Government purchases, defense.....	05/15	FD	49405	123.038	124.037	125.646	125.216	126.234
Government purchases, non-defense.....	05/15	FD	49406	130.439	131.286	132.456	132.590	133.231
Personal consumption.....	01/10	FD	49501	139.448	140.345	141.647	142.308	142.866
Personal consumption goods (finished consumer goods).....	00/82	FD	49502	265.425	267.936	273.620	276.474	278.754
Personal consumption goods less energy.....	00/82	FD	49503	272.174	273.391	275.951	276.773	276.953
Personal consumption goods less foods.....	00/82	FD	49504	263.657	266.659	272.800	276.207	279.380
Personal consumption nondurable goods less foods.....	00/82	FD	49508	294.935	299.084	307.915	312.714	317.273
Personal consumption services.....	04/10	FD	49505	137.678	138.442	139.244	139.656	140.023
Personal consumption less trade services.....	04/10	FD	49506	136.565	137.856	139.190	140.105	140.787
Personal consumption less distributive services ⁵	04/10	FD	49507	136.253	137.582	138.928	139.899	140.581
Personal consumption less foods and energy.....	04/14	FD	49510	129.054	129.751	130.475	130.834	131.152
Personal consumption less foods, energy, and trade services ³	04/14	FD	49511	126.599	127.701	128.321	128.892	129.292
Personal consumption less foods, energy, and distributive services ⁵	04/14	FD	49512	126.584	127.728	128.335	128.958	129.348
Personal consumption goods plus personal consumption distributive services ⁵	08/13	FD	49509	130.770	131.100	132.968	133.463	134.063
Intermediate Demand by Commodity Type								
Processed goods								
Processed goods for intermediate demand.....	00/82	ID6	1	252.078	252.559	256.418	255.948	257.370
Materials and components for manufacturing.....	00/82	ID6	11	230.694	231.457	233.483	232.774	234.088
Materials for manufacturing.....		ID6	111	141.962	142.298	144.117	143.246	144.376
Materials for food manufacturing.....	00/82	ID6	1111	248.103	244.861	248.332	251.403	253.767
Materials for nondurable manufacturing.....	00/82	ID6	1112	258.582	256.350	258.807	260.590	264.818
Materials for durable manufacturing.....	00/82	ID6	1113	274.108	279.973	284.385	276.502	275.884
Components for manufacturing.....	00/82	ID6	112	188.526	189.432	189.882	190.219	190.615
Components for nondurable manufacturing.....		ID6	1121	145.632	145.499	146.019	146.353	147.183
Components for durable manufacturing.....		ID6	1122	133.100	133.777	134.087	134.322	134.577
Materials and components for construction.....	00/82	ID6	12	351.835	354.529	355.723	356.651	357.363
Materials for construction.....		ID6	121	166.821	169.018	170.098	170.950	170.625
Components for construction.....		ID6	122	179.286	179.879	180.052	180.177	181.100
Processed fuels and lubricants for intermediate demand.....	00/82	ID6	13	232.692	232.147	245.681	244.450	246.835
Processed fuels and lubricants to manufacturing industries.....	00/82	ID6	131	244.554	242.892	253.037	247.626	246.308

See footnotes at end of table.

Table 5. Producer price indexes for Final Demand-Intermediate Demand groupings, not seasonally adjusted — Continued

[April 2024, Index base Nov. 2009=100, unless otherwise indicated]

Title	Other index base	Commodity code		Unadjusted index ¹				
		Group code	Item code	Dec. 2023	Jan. 2024 ^P	Feb. 2024 ^P	Mar. 2024 ^P	Apr. 2024 ^P
Processed fuels and lubricants to nonmanufacturing industries.....	00/82	ID6	132	229.211	229.019	243.653	243.756	247.326
Containers for intermediate demand.....	00/82	ID6	14	304.421	304.654	304.845	304.301	305.745
Supplies for intermediate demand.....	00/82	ID6	15	249.737	249.808	250.067	250.296	251.221
Supplies to manufacturing industries.....	00/82	ID6	151	245.548	246.666	246.725	247.404	248.895
Supplies to nonmanufacturing industries.....	00/82	ID6	152	248.405	248.313	248.601	248.758	249.588
Supplies to nonmanufacturing industries, feeds.....	00/82	ID6	1521	228.034	223.628	218.801	215.867	214.362
Supplies to nonmanufacturing industries, other than feeds.....	00/82	ID6	1522	253.051	253.518	254.475	255.036	256.177
Unprocessed goods								
Unprocessed goods for intermediate demand.....	00/82	ID6	2	238.663	244.100	244.332	241.152	251.095
Unprocessed foodstuffs and feedstuffs.....	00/82	ID6	21	207.622	206.493	211.459	217.385	222.511
Unprocessed nonfood materials.....	00/82	ID6	22	250.860	260.853	257.619	247.929	260.952
Unprocessed nonfood materials except fuel.....	00/82	ID6	221	309.416	316.568	324.584	326.945	346.811
Unprocessed nonfood materials except fuel to manufacturing industries.....	00/82	ID6	2211	285.097	291.486	299.226	301.459	320.651
Unprocessed nonfood materials except fuel to nonmanufacturing industries.....	00/82	ID6	2212	355.078	367.944	368.920	370.325	372.544
Unprocessed fuel.....	00/82	ID6	222	128.162	143.049	118.699	86.688	86.152
Unprocessed fuel to manufacturing industries.....	00/82	ID6	2221	223.774	230.064	231.831	199.541	198.893
Unprocessed fuel to nonmanufacturing industries.....	00/82	ID6	2222	126.429	142.225	115.709	82.801	82.256
Services								
Services for intermediate demand.....		ID6	3	147.741	149.550	149.305	149.469	149.839
Trade services for intermediate demand ⁵		ID6	33	175.882	177.928	174.978	174.324	173.793
Trade services for manufacturing industries.....	12/12	ID6	331	160.716	164.125	160.031	159.351	158.992
Trade services for nonmanufacturing industries.....	12/12	ID6	332	156.489	156.841	155.551	155.048	154.454
Transportation and warehousing services for intermediate demand.....		ID6	32	156.632	157.780	159.056	159.259	159.841
Transportation of passengers for intermediate demand.....		ID6	321	136.036	134.344	136.295	141.878	138.658
Transportation of passengers for manufacturing industries.....		ID6	3211	136.184	134.458	136.448	142.141	138.858
Transportation of passengers for nonmanufacturing industries.....		ID6	3212	136.079	134.391	136.338	141.909	138.696
Transportation and warehousing of goods for intermediate demand.....		ID6	322	158.883	160.299	161.514	161.215	162.154
Transportation and warehousing of goods for manufacturing industries.....	12/12	ID6	3221	130.176	130.434	130.573	130.319	131.211
Transportation and warehousing of goods for nonmanufacturing industries.....	12/12	ID6	3222	142.468	144.000	145.339	145.073	145.879
Services less trade, transportation, and warehousing for intermediate demand.....		ID6	31	138.666	140.528	140.583	140.912	141.431
Services less trade, transportation, and warehousing for manufacturing industries.....		ID6	311	129.788	132.437	132.602	133.224	133.805
Services less trade, transportation, and warehousing for nonmanufacturing industries.....		ID6	312	138.950	140.784	140.835	141.155	141.671
Construction								
Construction for intermediate demand.....		ID6	4	145.988	146.391	146.520	147.368	147.693
Intermediate Demand by Commodity Type Special Groupings								
Processed materials less foods and feeds.....	00/82	ID6	9111	253.174	254.031	258.171	257.509	258.952
Processed foods and feeds.....	00/82	ID6	9112	241.629	238.437	239.512	240.935	242.146
Processed energy goods.....	00/82	ID6	9113	233.772	233.225	246.830	245.602	248.006
Processed materials less energy.....	00/82	ID6	9118	253.611	254.343	255.723	255.451	256.612
Processed materials less foods and energy.....	00/82	ID6	9115	254.667	255.903	257.319	256.830	257.982
Intermediate distributive services ⁶	04/10	ID6	9116	165.996	167.739	166.639	166.148	166.262
Processed goods plus intermediate distributive services.....	04/10	ID6	9117	144.844	145.506	146.747	146.429	147.025
Unprocessed materials less agricultural products.....	00/82	ID6	9211	256.451	268.259	265.426	254.237	269.260
Unprocessed energy materials ⁷	00/82	ID6	9212	188.183	200.285	197.621	185.192	200.371
Unprocessed materials less energy.....	00/82	ID6	9213	264.059	263.382	266.289	271.415	276.303
Unprocessed nonfood materials less energy ⁸	00/82	ID6	9216	432.936	433.682	430.101	432.599	436.604
Intermediate Demand by Production Flow								
Stage 4 Intermediate Demand								
Stage 4 intermediate demand.....		ID5	4	148.597	150.103	150.214	150.488	150.936
Inputs to stage 4 goods producers.....		ID5	41	145.584	146.528	146.226	145.813	146.312
Goods.....		ID5	411	137.984	138.380	138.539	138.216	138.661
Foods.....		ID5	4111	142.989	141.232	139.080	139.398	140.820
Energy.....		ID5	4112	137.028	136.831	138.244	131.313	133.650
Goods excluding foods and energy.....		ID5	4113	137.334	138.066	138.567	138.206	138.484
Services.....		ID5	412	170.882	173.650	171.796	171.081	171.761
Trade services.....		ID5	4123	183.614	186.903	184.092	182.876	183.498
Transportation and warehousing services.....		ID5	4122	136.341	136.506	136.415	137.125	137.330
Transportation of passengers.....		ID5	41221	136.207	134.480	136.471	142.168	138.882
Transportation and warehousing of goods.....		ID5	41222	145.396	145.943	145.437	145.216	146.120
Services less trade, transportation, and warehousing.....		ID5	4121	131.247	133.113	133.560	133.869	134.807
Inputs to stage 4 services producers.....		ID5	42	146.468	148.288	148.512	149.033	149.392

See footnotes at end of table.

Table 5. Producer price indexes for Final Demand-Intermediate Demand groupings, not seasonally adjusted — Continued

[April 2024, Index base Nov. 2009=100, unless otherwise indicated]

Title	Other index base	Commodity code		Unadjusted index ¹				
		Group code	Item code	Dec. 2023	Jan. 2024 ^P	Feb. 2024 ^P	Mar. 2024 ^P	Apr. 2024 ^P
Goods.....		ID5	421	144.124	144.388	145.908	146.196	146.588
Foods.....		ID5	4211	146.145	144.476	145.880	148.436	150.452
Energy.....		ID5	4212	136.135	136.758	140.636	139.774	139.317
Goods excluding foods and energy.....		ID5	4213	147.324	147.976	148.129	148.398	148.791
Services.....		ID5	422	147.030	149.367	149.157	149.755	150.102
Trade services.....		ID5	4223	163.305	165.790	164.400	163.492	163.632
Transportation and warehousing services.....		ID5	4222	151.850	152.956	155.290	156.216	156.596
Transportation of passengers.....		ID5	42221	135.681	133.971	135.943	141.584	138.331
Transportation and warehousing of goods.....		ID5	42222	155.230	156.818	159.224	159.354	160.352
Services less trade, transportation, and warehousing.....		ID5	4221	143.735	146.168	145.820	146.539	146.901
Construction.....		ID5	423	145.988	146.391	146.520	147.368	147.693
Inputs to stage 4 construction producers.....		ID5	43	161.672	163.106	163.666	164.441	165.144
Goods.....		ID5	431	165.071	166.591	168.243	169.362	170.385
Energy.....		ID5	4312	131.477	133.112	146.281	152.555	160.420
Goods excluding foods and energy.....		ID5	4313	172.232	173.775	174.313	174.941	175.303
Services.....		ID5	432	152.853	154.069	151.890	151.798	151.698
Trade services.....		ID5	4323	173.648	175.427	169.532	169.194	167.936
Transportation and warehousing services.....		ID5	4322	145.809	145.780	146.356	145.853	146.582
Transportation of passengers.....		ID5	43221	141.980	140.183	142.255	148.182	144.764
Transportation and warehousing of goods.....		ID5	43222	146.676	146.689	147.232	146.572	147.404
Services less trade, transportation, and warehousing.....		ID5	4321	132.371	133.542	133.474	133.746	134.291
Stage 3 Intermediate Demand								
Stage 3 intermediate demand.....		ID5	3	144.634	145.655	147.162	147.193	148.069
Inputs to stage 3 goods producers.....		ID5	31	151.643	152.599	154.040	154.551	155.832
Goods.....		ID5	311	145.679	146.183	148.996	149.589	151.314
Foods.....		ID5	3111	153.388	152.156	157.999	162.304	166.576
Energy.....		ID5	3112	130.327	129.736	131.353	130.719	133.053
Goods excluding foods and energy.....		ID5	3113	147.372	148.699	150.376	149.484	150.144
Services.....		ID5	312	164.426	167.053	163.082	163.245	162.718
Trade services.....		ID5	3123	172.993	177.382	169.467	169.619	167.997
Transportation and warehousing services.....		ID5	3122	148.763	148.972	149.619	149.525	150.148
Transportation of passengers.....		ID5	31221	145.021	143.183	145.302	151.365	147.868
Transportation and warehousing of goods.....		ID5	31222	148.760	149.081	149.646	149.212	150.062
Services less trade, transportation, and warehousing.....		ID5	3121	135.442	136.715	136.725	137.353	138.057
Inputs to stage 3 services producers.....		ID5	32	138.257	139.316	140.887	140.571	141.147
Goods.....		ID5	321	120.537	119.858	127.183	126.345	128.026
Foods.....		ID5	3211	156.128	155.045	154.299	154.191	153.612
Energy.....		ID5	3212	116.978	115.572	127.454	125.763	128.029
Goods excluding foods and energy.....		ID5	3213	135.654	136.160	136.551	137.071	137.945
Services.....		ID5	322	142.734	144.259	144.330	144.136	144.424
Trade services.....		ID5	3223	200.786	198.190	196.659	196.092	194.461
Transportation and warehousing services.....		ID5	3222	164.675	166.682	168.292	168.098	168.907
Transportation of passengers.....		ID5	32221	104.416	104.347	104.426	104.651	104.521
Transportation and warehousing of goods.....		ID5	32222	165.188	167.205	168.824	168.627	169.441
Services less trade, transportation, and warehousing.....		ID5	3221	133.726	135.370	135.116	134.943	135.203
Construction.....		ID5	323	145.988	146.391	146.520	147.368	147.693
Inputs to stage 3 construction producers.....		ID5	33	140.840	141.835	141.870	141.925	142.828
Goods.....		ID5	331	133.270	134.065	134.718	135.371	136.240
Goods excluding foods and energy.....		ID5	3313	169.817	170.830	171.663	172.495	173.602
Services.....		ID5	332	168.538	169.904	169.199	168.541	169.604
Trade services.....		ID5	3323	173.430	174.835	174.112	173.305	174.450
Transportation and warehousing services.....		ID5	3322	116.385	117.370	116.632	116.747	117.471
Transportation and warehousing of goods.....		ID5	33222	122.848	123.889	123.110	123.231	123.995
Services less trade, transportation, and warehousing.....		ID5	3321	126.675	127.682	127.259	128.133	128.278
Stage 2								
Stage 2 intermediate demand.....		ID5	2	133.531	135.669	135.631	134.228	136.424
Inputs to stage 2 goods producers.....		ID5	21	120.313	122.773	122.028	119.632	123.262
Goods.....		ID5	211	114.434	117.197	116.324	113.136	117.842
Foods.....		ID5	2111	151.329	147.566	142.522	141.931	141.110
Energy.....		ID5	2112	83.612	88.829	87.706	82.692	89.332
Goods excluding foods and energy.....		ID5	2113	140.839	140.441	141.128	140.866	142.946
Services.....		ID5	212	151.471	153.222	152.798	152.695	153.227
Trade services.....		ID5	2123	170.381	172.506	171.516	171.105	170.883
Transportation and warehousing services.....		ID5	2122	169.902	170.511	169.987	170.332	171.851
Transportation of passengers.....		ID5	21221	136.582	134.929	136.836	142.290	139.144
Transportation and warehousing of goods.....		ID5	21222	171.842	172.562	171.918	172.017	173.765
Services less trade, transportation, and warehousing.....		ID5	2121	136.828	139.566	139.813	139.599	140.100
Construction.....		ID5	213	145.988	146.391	146.520	147.368	147.693

See footnotes at end of table.

Table 5. Producer price indexes for Final Demand-Intermediate Demand groupings, not seasonally adjusted — Continued

[April 2024, Index base Nov. 2009=100, unless otherwise indicated]

Title	Other index base	Commodity code		Unadjusted index ¹				
		Group code	Item code	Dec. 2023	Jan. 2024 ^P	Feb. 2024 ^P	Mar. 2024 ^P	Apr. 2024 ^P
Inputs to stage 2 services producers.....		ID5	22	145.252	146.919	147.746	147.605	147.974
Goods.....		ID5	221	142.888	142.519	143.644	143.645	144.457
Foods.....		ID5	2211	112.584	112.426	111.578	111.560	110.262
Energy.....		ID5	2212	143.618	143.232	154.120	153.094	154.515
Goods excluding foods and energy.....		ID5	2213	143.551	143.180	143.693	143.761	144.563
Services.....		ID5	222	145.105	147.045	147.848	147.669	147.982
Trade services.....		ID5	2223	192.142	187.113	186.718	187.064	181.250
Transportation and warehousing services.....		ID5	2222	150.305	148.992	150.237	149.437	150.214
Transportation of passengers.....		ID5	22221	136.628	134.909	136.892	142.563	139.292
Transportation and warehousing of goods.....		ID5	22222	153.412	152.169	153.282	151.284	152.811
Services less trade, transportation, and warehousing.....		ID5	2221	143.390	145.908	146.739	146.580	147.145
Construction.....		ID5	223	145.988	146.391	146.520	147.368	147.693
Stage 1 Intermediate Demand								
Stage 1 intermediate demand.....		ID5	1	144.588	145.373	146.038	146.100	146.386
Inputs to stage 1 goods producers.....		ID5	11	142.245	143.192	142.961	141.715	142.148
Goods.....		ID5	111	138.748	138.722	139.811	138.065	138.860
Foods.....		ID5	1111	139.489	135.166	131.892	132.618	133.101
Energy.....		ID5	1112	121.902	121.627	125.343	121.649	121.334
Goods excluding foods and energy.....		ID5	1113	146.241	147.005	148.228	146.489	147.625
Services.....		ID5	112	155.932	159.709	155.624	155.802	155.190
Trade services.....		ID5	1123	170.716	176.645	168.844	168.392	166.748
Transportation and warehousing services.....		ID5	1122	159.311	159.347	160.560	162.398	162.083
Transportation of passengers.....		ID5	11221	136.181	134.454	136.445	142.141	138.856
Transportation and warehousing of goods.....		ID5	11222	163.231	163.705	164.709	165.562	165.992
Services less trade, transportation, and warehousing.....		ID5	1121	111.449	112.526	112.850	113.519	114.213
Construction.....		ID5	113	145.988	146.391	146.520	147.368	147.693
Inputs to stage 1 services producers.....		ID5	12	144.800	145.392	146.462	147.305	147.504
Goods.....		ID5	121	142.826	142.630	146.157	146.136	146.986
Foods.....		ID5	1211	128.021	127.985	144.703	138.850	140.115
Energy.....		ID5	1212	144.478	142.850	153.469	152.943	154.654
Goods excluding foods and energy.....		ID5	1213	149.985	150.453	150.724	150.980	151.466
Services.....		ID5	122	144.963	145.884	145.912	147.116	147.038
Trade services.....		ID5	1223	178.682	177.827	175.811	175.154	174.207
Transportation and warehousing services.....		ID5	1222	143.583	144.586	146.581	148.214	147.377
Transportation of passengers.....		ID5	12221	136.099	134.374	136.364	142.055	138.773
Transportation and warehousing of goods.....		ID5	12222	162.877	165.423	167.634	167.306	167.667
Services less trade, transportation, and warehousing.....		ID5	1221	140.157	141.231	141.179	142.491	142.607
Construction.....		ID5	123	145.988	146.391	146.520	147.368	147.693
Inputs to stage 1 construction producers.....		ID5	13	161.617	162.919	164.264	164.342	164.648
Goods.....		ID5	131	162.595	163.986	166.111	166.436	166.628
Energy.....		ID5	1312	125.157	120.667	136.361	134.986	138.028
Goods excluding foods and energy.....		ID5	1313	169.766	171.889	172.411	172.947	172.797
Services.....		ID5	132	160.246	161.338	160.761	160.228	160.822
Trade services.....		ID5	1323	170.505	172.052	170.895	170.350	170.925
Transportation and warehousing services.....		ID5	1322	120.243	120.050	120.997	120.413	121.001
Transportation and warehousing of goods.....		ID5	13222	124.376	124.176	125.156	124.551	125.160
Services less trade, transportation, and warehousing.....		ID5	1321	139.610	140.905	140.277	141.028	141.565
Intermediate Demand by Production Flow Special Groupings								
Total goods inputs to stage 4 intermediate demand.....	04/10	ID5	9411	142.245	142.818	143.674	143.826	144.361
Total services inputs to stage 4 intermediate demand.....	04/10	ID5	9412	150.674	152.986	152.413	152.786	153.144
Total construction inputs to stage 4 intermediate demand.....	04/10	ID5	9413	144.779	145.178	145.306	146.147	146.469
Total foods inputs to stage 4 intermediate demand.....	04/10	ID5	9414	141.181	139.500	138.886	140.135	141.775
Total energy goods inputs to stage 4 intermediate demand.....	04/10	ID5	9415	124.267	124.961	129.799	129.860	130.742
Total goods less foods and energy inputs to stage 4 intermediate demand.....	04/10	ID5	9416	146.282	147.182	147.615	147.620	147.939
Total goods inputs to stage 3 intermediate demand.....	04/10	ID5	9311	132.316	132.512	136.259	136.475	138.094
Total services inputs to stage 3 intermediate demand.....	04/10	ID5	9312	145.454	147.146	146.552	146.413	146.573
Total construction inputs to stage 3 intermediate demand.....	04/10	ID5	9313	144.779	145.178	145.306	146.147	146.469
Total foods inputs to stage 3 intermediate demand.....	04/10	ID5	9314	136.546	135.450	140.600	144.397	148.163
Total energy goods inputs to stage 3 intermediate demand.....	04/10	ID5	9315	116.720	115.461	125.593	124.091	126.323
Total goods less foods and energy inputs to stage 3 intermediate demand.....	04/10	ID5	9316	139.745	140.885	142.281	141.671	142.343
Total goods inputs to stage 2 intermediate demand.....	04/10	ID5	9211	111.737	114.054	113.426	110.714	114.799
Total services inputs to stage 2 intermediate demand.....	04/10	ID5	9212	147.092	148.994	149.510	149.348	149.714
Total construction inputs to stage 2 intermediate demand.....	04/10	ID5	9213	144.779	145.178	145.306	146.147	146.469
Total foods inputs to stage 2 intermediate demand.....	04/10	ID5	9214	151.722	147.993	142.983	142.398	141.564
Total energy goods inputs to stage 2 intermediate demand.....	04/10	ID5	9215	82.535	87.580	86.614	81.750	88.193
Total goods less foods and energy inputs to stage 2 intermediate demand.....	04/10	ID5	9216	133.400	133.031	133.640	133.466	135.146
Total goods inputs to stage 1 intermediate demand.....	04/10	ID5	9111	128.066	128.205	130.053	129.326	129.958

See footnotes at end of table.

Table 5. Producer price indexes for Final Demand-Intermediate Demand groupings, not seasonally adjusted — Continued

[April 2024, Index base Nov. 2009=100, unless otherwise indicated]

Title	Other index base	Commodity code		Unadjusted index ¹				
		Group code	Item code	Dec. 2023	Jan. 2024 ^p	Feb. 2024 ^p	Mar. 2024 ^p	Apr. 2024 ^p
Total services inputs to stage 1 intermediate demand.....	04/10	ID5	9112	147.088	148.505	147.788	148.697	148.572
Total construction inputs to stage 1 intermediate demand.....	04/10	ID5	9117	144.779	145.178	145.306	146.147	146.469
Total foods inputs to stage 1 intermediate demand.....	04/10	ID5	9114	130.914	126.948	124.333	124.863	125.335
Total energy goods inputs to stage 1 intermediate demand.....	04/10	ID5	9115	128.945	127.667	135.620	133.789	134.753
Total goods less foods and energy inputs to stage 1 intermediate demand.....	04/10	ID5	9116	126.207	126.999	127.651	127.106	127.662

¹ All indexes are subject to revision for 4 months after their originally scheduled publication to incorporate late reports and corrections by survey respondents. In addition, seasonally adjusted indexes are subject to change for up to 5 years due to the recalculation of seasonal factors published each January.

² PPI defines Total finished as including only the personal consumption and private capital investment portions of final demand.

³ Trade indexes measure changes in margins received by wholesalers and retailers.

⁴ The PPI definition of foods does not include food and beverages for immediate consumption. PPI defines food and beverages for immediate consumption as the service of preparing meals, snacks, and beverages to customer order for immediate on-premises and off-premises consumption.

⁵ Distributive services include transportation, warehousing, and trade of goods.

⁶ Includes intermediate trade, transportation, and warehousing services.

⁷ Includes crude petroleum.

⁸ Excludes crude petroleum.

p Preliminary

"/" Data not available.

Table 6. Producer price index percentage changes for selected aggregate commodity and service groupings, not seasonally adjusted
 [April 2024]

Title	Commodity code		Unadjusted 12-month percent change ¹	Unadjusted 1-month percent change ¹				
	Group code	Item code		Apr. 2023 to Apr. 2024 ^P	Nov. to Dec.	Dec. to Jan. ^P	Jan. to Feb. ^P	Feb. to Mar. ^P
Goods								
All commodities.....	00	000000	0.1	-1.2	0.6	1.4	0.1	0.9
Farm products, processed foods and feeds.....	PFF	PLUS02	-1.8	-0.5	-0.5	1.4	1.1	0.5
Farm products.....	01	—	-8.6	-2.1	-0.3	3.4	1.6	0.6
Processed foods and feeds.....	02	—	1.4	0.2	-0.5	0.5	0.9	0.5
Industrial commodities.....	IND	THRU15	0.6	-1.3	0.8	1.4	-0.2	1.0
Textile products and apparel.....	03	—	1.0	-0.1	0.1	0.0	1.2	-0.3
Hides, skins, leather, and related products.....	04	—	-0.1	-0.1	0.7	-0.9	0.0	0.1
Fuels and related products and power.....	05	—	0.7	-5.6	1.6	4.5	-0.5	2.6
Chemicals and allied products.....	06	—	-2.6	-0.6	-0.5	0.8	0.3	1.2
Rubber and plastic products.....	07	—	-0.7	-0.2	0.1	0.0	0.3	0.6
Lumber and wood products.....	08	—	-1.3	0.3	0.0	0.5	0.2	0.6
Pulp, paper, and allied products.....	09	—	0.9	-0.1	0.4	0.4	0.4	0.5
Metals and metal products.....	10	—	-2.4	1.4	1.3	0.6	-1.8	0.3
Machinery and equipment.....	11	—	3.1	0.1	0.9	0.4	0.2	0.4
Furniture and household durables.....	12	—	0.8	-0.2	0.3	0.1	0.4	-0.3
Nonmetallic mineral products.....	13	—	4.3	-0.1	2.3	0.6	0.5	-0.5
Transportation equipment.....	14	—	1.7	-0.1	0.3	0.2	0.1	0.1
Miscellaneous products.....	15	—	5.6	0.6	0.5	0.9	0.4	0.2
Industrial commodities less fuels.....	ILF	T15M05	0.5	0.1	0.5	0.4	-0.1	0.4
Other commodity groupings								
Petroleum products, refined.....	05	7	0.1	-10.2	0.1	12.0	2.4	4.1
Industrial chemicals.....	06	1	-6.4	-2.1	-3.4	2.0	0.8	3.3
Rubber and rubber products.....	07	1	-0.1	-0.2	-0.1	0.3	0.5	0.8
Lumber.....	08	1	-2.1	1.8	0.7	0.8	1.3	1.6
Iron and steel.....	10	1	-9.6	3.5	4.0	1.9	-7.2	-1.7
Nonferrous metals.....	10	2	0.0	0.7	-0.4	-0.1	1.6	2.6
General purpose machinery and equipment.....	11	4	4.0	0.0	0.5	0.6	0.2	0.8
Electrical machinery and equipment.....	11	7	2.4	0.0	1.1	0.3	0.2	0.1
Electronic components and accessories.....	11	78	1.3	-0.1	0.6	0.0	0.1	0.4
Aircraft and aircraft equipment.....	14	2	3.8	0.2	0.6	0.4	0.1	0.3
Services and construction								
Transportation services.....	30	—	1.3	-0.3	0.5	0.8	0.5	-0.1
Services related to transportation activities.....	31	—	4.2	4.7	-0.5	0.8	-0.7	0.8
Warehousing, storage, and related activities.....	32	—	3.2	-0.1	0.5	2.1	1.0	1.5
Publishing sales, excluding software.....	33	—	4.9	1.0	1.3	1.2	0.3	0.1
Software publishing.....	34	—	2.7	1.6	-1.8	-0.1	0.3	-0.2
Network compensation from broadcast and cable television and radio.....	35	—	0.2	0.0	0.2	0.0	0.0	0.0
Advertising space and time sales.....	36	—	-2.1	0.1	1.2	1.2	-1.1	0.6
Telecommunication, cable, and internet user services.....	37	—	2.0	0.5	0.7	0.4	-0.1	1.1
Data processing and related services.....	38	—	2.2	0.3	0.4	0.1	-0.3	0.6
Credit intermediation services (partial).....	39	—	7.4	-0.5	3.3	0.9	0.0	1.6
Investment services.....	40	—	12.5	1.9	2.9	0.7	2.4	1.4
Insurance and annuities.....	41	—	3.3	0.6	0.6	0.1	0.2	-0.1
Commissions and fees from sales and administration of insurance policies (partial).....	42	—	0.3	0.1	0.0	0.3	0.0	0.0
Real estate services (partial).....	43	—	3.4	0.5	0.7	-1.6	-0.2	0.1
Rental and leasing of goods (partial).....	44	—	-0.8	-0.3	-2.5	0.1	3.6	-0.2
Professional services (partial).....	45	—	5.3	0.2	2.2	0.6	0.0	0.9
Employment services.....	46	—	-1.1	0.3	0.1	-0.6	-0.1	-0.8
Travel arrangement services.....	47	—	3.5	-0.5	-0.4	0.3	-0.5	0.6
Selected security services (partial).....	48	—	11.8	2.4	2.8	0.6	-0.1	0.2
Cleaning and building maintenance services (partial).....	49	—	-0.3	0.0	1.9	0.0	0.0	-0.1
Waste collection and remediation services (partial).....	50	—	4.5	-0.9	0.3	-0.6	2.4	1.2
Health care services.....	51	—	3.5	0.1	0.9	0.3	0.0	0.2
Accommodation services.....	53	—	-1.2	-2.1	0.0	2.1	3.1	0.2
Food and beverages for immediate consumption services (partial).....	54	—	4.6	0.0	0.1	0.5	1.2	0.3
Repair and maintenance services (partial).....	55	—	5.5	0.3	1.2	0.3	0.2	0.7
Entertainment services (partial).....	56	—	2.9	2.0	-0.6	0.1	1.9	-1.3
Wholesale trade services.....	57	—	1.8	-2.2	1.6	-0.7	-0.8	0.8
Retail trade services.....	58	—	-2.7	0.3	-1.5	1.1	-0.2	0.2
Metal treatment services.....	59	—	4.8	0.6	1.3	0.0	0.4	0.5

See footnotes at end of table.

Table 6. Producer price index percentage changes for selected aggregate commodity and service groupings, not seasonally adjusted — Continued
 [April 2024]

Title	Commodity code		Unadjusted 12-month percent change ¹	Unadjusted 1-month percent change ¹				
	Group code	Item code		Apr. 2023 to Apr. 2024 ^p	Nov. to Dec.	Dec. to Jan. ^p	Jan. to Feb. ^p	Feb. to Mar. ^p
Mining services.....	60	—	2.2	1.1	-0.2	0.4	0.3	0.2
Contract work on textile products, apparel, and leather.....	61	—	1.5	0.5	-0.2	-0.1	1.9	-0.1
Construction (partial).....	80	—	-0.5	0.0	0.3	0.0	0.1	0.1

¹ All indexes are subject to revision for 4 months after their originally scheduled publication to incorporate late reports and corrections by survey respondents.

^p Preliminary

“—” Data not available.

NOTE: The term “(partial)” denotes incomplete coverage of the index category.

Table 7. Producer price index percentage changes for commodity and service groupings and individual items, not seasonally adjusted
 [April 2024]

Title	Commodity code		Unadjusted 12-month percent change ¹	Unadjusted 1-month percent change ¹				
	Group code	Item code		Apr. 2023 to Apr. 2024 ^P	Nov. to Dec.	Dec. to Jan. ^P	Jan. to Feb. ^P	Feb. to Mar. ^P
Goods								
All commodities.....	00	000000	0.1	-1.2	0.6	1.4	0.1	0.9
Industrial commodities.....	IND	THRU15	0.6	-1.3	0.8	1.4	-0.2	1.0
Farm products, processed foods and feeds.....	PFF	PLUS02	-1.8	-0.5	-0.5	1.4	1.1	0.5
Farm products.....	01	—	-8.6	-2.1	-0.3	3.4	1.6	0.6
Fruits & melons, fresh/dry vegs. & nuts.....	01	1	-14.7	-2.5	5.4	-2.5	3.9	-6.6
Fresh fruits and melons.....	01	11	-7.5	-0.6	3.7	-12.7	-7.9	7.3
Citrus fruits.....	01	1101	1.6	-10.6	3.4	-1.8	-6.2	-0.2
Grapefruits.....	01	110101	-0.9	-0.7	-2.5	-3.8	-3.3	-4.2
Lemons.....	01	110104	7.3	-6.9	-15.7	-9.7	5.6	5.0
Valencia oranges.....	01	110105	10.1	—	—	-10.0	-2.8	-3.0
Navel oranges.....	01	110106	11.7	-14.9	-3.2	6.0	-5.9	0.6
Tangerines.....	01	110108	—	-11.8	15.1	8.8	-29.5	—
Other fruits and berries.....	01	1102	-8.2	1.3	3.9	-15.0	-8.6	9.1
Avocados.....	01	110205	32.2	-4.1	—	—	—	—
Kiwifruit.....	01	110206	—	—	-1.0	-3.2	0.0	0.0
Granny Smith apples.....	01	110208	-40.3	-8.3	-4.3	-4.4	-5.9	-1.3
Golden delicious apples.....	01	110211	-32.7	-12.5	-3.0	4.4	-2.4	-3.9
Red delicious apples.....	01	110215	-28.3	-5.6	-4.5	-0.1	-0.8	-1.8
McIntosh apples.....	01	110216	10.5	-2.5	-0.1	-0.3	0.1	20.6
Gala apples.....	01	110220	-17.7	-0.7	0.7	-0.7	9.9	4.2
Pears.....	01	110221	1.8	-0.8	-9.6	-0.9	8.1	11.4
Strawberries.....	01	110222	-26.9	4.5	12.0	-40.7	-31.9	40.0
Grapes.....	01	110228	19.8	2.4	0.0	4.8	0.0	0.0
Table grapes.....	01	1102281	—	7.9	—	—	—	—
Raisin grapes.....	01	1102282	—	0.0	0.0	-7.7	0.0	0.0
Wine grapes.....	01	1102283	6.9	0.0	0.0	6.9	0.0	0.0
Juice grapes.....	01	1102284	15.2	0.0	0.0	0.0	0.0	0.0
Fuji apples.....	01	110229	-25.7	-16.0	2.0	-7.2	-3.0	0.5
Empire apples.....	01	110230	-3.9	-5.6	-1.9	0.0	0.0	0.0
Fresh and dry vegetables.....	01	13	-23.9	-5.6	9.6	8.9	15.3	-18.7
Dry vegetables.....	01	1301	3.6	1.2	-0.6	0.3	0.5	-0.8
Dry beans.....	01	13011	1.8	0.1	0.5	0.6	-1.2	0.0
Dry pinto beans.....	01	130110	10.5	0.0	1.2	0.0	0.0	0.0
Dry great northern beans.....	01	130111	5.0	0.0	0.0	0.0	0.0	0.0
Dry pea beans.....	01	130113	—	0.2	-0.2	0.0	-0.2	0.0
Dry kidney beans.....	01	130114	-13.1	0.0	0.0	0.1	-2.5	0.0
Dry small red beans.....	01	130115	—	1.0	-1.0	1.0	-11.1	0.0
Dry garbanzo beans.....	01	130116	4.6	0.0	0.0	2.5	-0.1	0.0
Dry black beans.....	01	130117	-4.9	0.7	0.3	0.7	-5.6	0.0
Dry peas and lentils.....	01	13012	6.3	2.8	-2.2	0.0	3.0	-1.9
Dry peas.....	01	130120	-10.4	-1.4	0.7	-5.1	1.9	-1.7
Dry lentils.....	01	130121	43.0	9.9	-6.5	8.3	4.5	-2.1
Fresh vegetables, except potatoes.....	01	1302	-12.8	-6.6	15.9	12.7	18.1	-24.9
Cabbage.....	01	130211	-13.9	0.0	-25.1	3.6	-7.3	-21.6
Carrots.....	01	130212	8.8	0.0	0.0	0.0	-6.1	-7.1
Celery.....	01	130213	43.9	-6.7	-6.4	-32.5	-6.1	40.8
Sweet corn.....	01	130214	3.6	5.7	14.1	41.7	-50.2	-35.8
Lettuce.....	01	130215	-40.7	-32.6	17.1	14.6	144.8	-44.4
Dry onions.....	01	130216	138.4	32.3	23.8	35.1	-0.4	-4.7
Tomatoes.....	01	130217	184.7	23.8	39.0	-0.6	21.2	-23.3
Snap beans.....	01	130218	—	-13.6	16.5	-32.6	-60.3	0.0
Broccoli.....	01	130222	-53.0	-39.2	13.9	-18.3	8.9	43.6
Cauliflower.....	01	130223	-76.4	-3.6	-22.7	4.4	25.2	-12.2
Spinach.....	01	130224	—	—	—	16.3	-20.6	13.3
Greens.....	01	130225	1.1	3.7	-1.9	0.7	2.3	-0.8
Endive.....	01	130226	—	—	—	41.7	1.8	-38.8
Green peppers.....	01	130228	7.3	-19.6	52.7	31.1	-30.3	-17.1
Eggplant.....	01	130229	17.0	20.0	—	—	—	—
Squash.....	01	130231	-12.7	91.0	15.4	—	—	-1.7
Beets.....	01	130232	4.0	1.8	6.3	0.9	-7.1	-5.3
Cucumbers.....	01	130234	24.0	43.5	—	—	—	—
Artichokes.....	01	130235	—	0.4	-39.3	-5.8	-19.9	—

See footnotes at end of table.

Table 7. Producer price index percentage changes for commodity and service groupings and individual items, not seasonally adjusted — Continued
 [April 2024]

Title	Commodity code		Unadjusted 12-month percent change ¹	Unadjusted 1-month percent change ¹				
	Group code	Item code		Apr. 2023 to Apr. 2024 ^P	Nov. to Dec.	Dec. to Jan. ^P	Jan. to Feb. ^P	Feb. to Mar. ^P
Sweet potatoes.....	01	1303	12.3	1.9	-1.5	-2.4	2.1	1.2
Sweet potatoes.....	01	130301	12.3	1.9	-1.5	-2.4	2.1	1.2
Potatoes.....	01	1306	-52.5	-5.8	-5.3	-0.7	10.8	1.7
Round white potatoes.....	01	130602	-2.2	-	-	-	-	5.7
Russet potatoes.....	01	130603	-63.9	-6.5	-6.7	-1.7	-5.9	-0.9
Round red potatoes.....	01	130604	22.1	0.0	3.9	5.9	5.7	11.1
Round yellow potatoes.....	01	130605	-	0.0	6.3	5.9	-	-
Tree nuts.....	01	19	-1.8	0.0	0.0	-2.1	2.2	0.0
Tree nuts.....	01	1901	-1.8	0.0	0.0	-2.1	2.2	0.0
Pecans.....	01	190101	0.0	0.0	0.0	0.0	0.0	0.0
Almonds.....	01	190102	-1.0	0.0	0.0	-3.1	3.2	0.0
Filberts.....	01	190103	-1.1	0.0	0.0	0.0	0.0	0.0
Walnuts.....	01	190104	6.7	0.0	0.0	0.0	0.0	0.0
Macadamias.....	01	190105	-26.7	0.0	0.0	0.0	0.0	0.0
Pistachios.....	01	190106	-16.7	0.0	0.0	0.0	0.0	0.0
Grains.....	01	2	-35.6	0.6	-3.7	-5.1	0.6	-0.8
Wheat.....	01	21	-29.7	2.5	-2.8	-5.2	-0.8	-2.1
Wheat.....	01	2101	-29.7	2.5	-2.8	-5.2	-0.8	-2.1
Hard red winter wheat.....	01	210101	-36.4	3.2	-4.6	-5.3	3.2	-4.4
Hard red spring wheat.....	01	210102	-26.8	-0.7	-1.4	-4.8	-0.1	-4.3
Soft white wheat.....	01	210103	-21.0	0.5	-3.8	-4.5	-10.7	7.7
Soft red winter wheat.....	01	210104	-17.9	6.9	-0.5	-2.9	-5.2	0.8
Hard amber durum wheat.....	01	210105	-2.3	-1.8	8.3	-16.6	-7.8	2.4
Other grains.....	01	22	-37.2	0.2	-4.4	-5.1	1.2	-0.1
Barley.....	01	2201	-45.2	-10.8	0.0	-7.8	-12.7	6.5
Barley.....	01	220101	-45.2	-10.8	0.0	-7.8	-12.7	6.5
Corn.....	01	2202	-37.2	0.5	-4.5	-5.0	1.4	-0.1
Corn.....	01	220205	-37.2	0.5	-4.5	-5.0	1.4	-0.1
Oats.....	01	2203	4.9	-1.3	5.8	-3.6	-4.8	-3.2
Oats.....	01	220311	4.9	-1.3	5.8	-3.6	-4.8	-3.2
Sorghum.....	01	2205	-36.5	-2.6	-2.7	-6.4	0.2	-2.3
Sorghum.....	01	220501	-36.5	-2.6	-2.7	-6.4	0.2	-2.3
Rough rice.....	01	23	-21.9	1.1	4.6	-4.4	-3.5	-7.4
Rough rice.....	01	2301	-21.9	1.1	4.6	-4.4	-3.5	-7.4
Rough rice.....	01	230103	-21.9	1.1	4.6	-4.3	-3.5	-7.4
Long grain rough rice.....	01	2301031	-7.3	0.6	1.9	1.9	0.0	-1.7
Medium/short grain rough rice.....	01	2301032	-47.9	2.0	10.1	-15.8	-11.3	-22.0
Livestock.....	01	3	22.8	-3.5	-0.6	12.8	6.1	3.8
Slaughter cattle.....	01	31	9.7	-3.3	1.3	6.3	6.2	0.4
Slaughter steers and heifers.....	01	3101	2.5	-5.0	2.3	4.2	3.7	-1.5
Slaughter steers and heifers.....	01	310199	2.5	-5.0	2.3	4.2	3.7	-1.5
Slaughter cows and bulls.....	01	3102	41.9	3.9	-2.8	16.2	16.1	6.7
Slaughter cows and bulls.....	01	310299	41.9	3.9	-2.8	16.2	16.1	6.7
Slaughter vealers.....	01	3103	10.3	0.1	-0.2	0.1	0.7	0.9
Slaughter vealers.....	01	310399	10.3	0.1	-0.2	0.1	0.7	0.9
Slaughter hogs.....	01	32	30.1	-23.6	-7.7	48.6	13.6	20.1
Slaughter barrows and gilts.....	01	3201	29.5	-23.7	-6.9	49.1	13.2	20.6
Slaughter barrows and gilts.....	01	320199	29.5	-23.7	-6.9	49.1	13.2	20.6
Slaughter sows.....	01	3202	58.0	-19.0	-26.1	33.6	26.5	4.5
Slaughter sows.....	01	320299	58.0	-19.0	-26.1	33.6	26.5	4.5
Slaughter lambs.....	01	33	13.1	-11.5	22.0	1.6	11.9	-3.9
Slaughter lambs.....	01	3301	13.1	-11.5	22.0	1.6	11.9	-3.9
Slaughter lambs.....	01	330199	13.1	-11.5	22.0	1.6	11.9	-3.9
Feeder and replacement cattle.....	01	34	35.6	4.3	-0.8	10.0	3.3	0.9
Feeder and replacement cattle.....	01	3401	35.6	4.3	-0.8	10.0	3.3	0.9
Feeder and replacement cattle.....	01	340199	35.6	4.3	-0.8	10.0	3.3	0.9
Slaughter poultry.....	01	4	-10.5	10.3	3.8	-3.8	1.8	2.0
Slaughter chickens.....	01	41	-5.6	12.8	2.8	-3.0	2.0	3.9
Broilers and other meat type chickens.....	01	4102	-5.6	12.8	2.8	-3.0	2.0	3.9
Slaughter chickens.....	01	410299	-5.6	12.8	2.8	-3.0	2.0	3.9
Slaughter turkeys.....	01	42	-39.6	-4.6	12.5	-10.0	0.8	-11.7

See footnotes at end of table.

Table 7. Producer price index percentage changes for commodity and service groupings and individual items, not seasonally adjusted — Continued
[April 2024]

Title	Commodity code		Unadjusted 12-month percent change ¹	Unadjusted 1-month percent change ¹				
	Group code	Item code		Apr. 2023 to Apr. 2024 ^P	Nov. to Dec.	Dec. to Jan. ^P	Jan. to Feb. ^P	Feb. to Mar. ^P
Slaughter turkeys.....	01	4201	-39.6	-4.6	12.5	-10.0	0.8	-11.7
Slaughter turkeys.....	01	420199	-39.6	-4.6	12.5	-10.0	0.8	-11.7
Slaughter ducks.....	01	43	-1.1	0.0	0.0	0.0	0.0	0.3
Slaughter ducks.....	01	4301	-1.1	0.0	0.0	0.0	0.0	0.3
Slaughter ducks.....	01	430199	-1.1	0.0	0.0	0.0	0.0	0.3
Raw cotton.....	01	5	-1.5	3.6	-0.4	12.7	1.3	-11.5
Raw cotton.....	01	51	-1.5	3.6	-0.4	12.7	1.3	-11.5
Raw cotton.....	01	5101	-1.5	3.6	-0.4	12.7	1.3	-11.5
Raw cotton.....	01	510101	-1.5	3.6	-0.4	12.7	1.3	-11.5
Upland cotton.....	01	5101011	-1.9	3.9	-0.4	13.8	1.6	-12.2
Pima cotton.....	01	5101012	3.7	0.1	0.0	-1.7	-2.9	0.0
Raw milk.....	01	6	2.0	-5.1	-2.4	2.5	0.5	2.0
Raw milk.....	01	61	2.0	-5.1	-2.4	2.5	0.5	2.0
Raw milk.....	01	6101	2.0	-5.1	-2.4	2.5	0.5	2.0
Raw milk.....	01	610102	2.0	-5.1	-2.4	2.5	0.5	2.0
Chicken eggs.....	01	7	11.7	-14.4	8.6	53.8	-23.2	7.9
Chicken eggs.....	01	71	11.7	-14.4	8.6	53.8	-23.2	7.9
Eggs for fresh use.....	01	7107	21.7	-20.5	14.6	55.0	-29.8	11.2
Eggs, jumbo.....	01	710701	12.0	-21.9	14.2	57.0	-30.9	8.3
Eggs, extra large.....	01	710702	14.3	-20.7	15.3	56.5	-31.0	8.2
Eggs, large.....	01	710703	20.5	-21.4	15.9	62.2	-32.9	10.9
Eggs, medium.....	01	710704	38.2	-17.3	8.9	24.3	-11.6	16.6
Eggs, small.....	01	710705	70.2	6.9	6.5	2.0	0.0	9.3
Breaker stock and checks and undergrades.....	01	7108	-3.3	0.0	-2.6	51.1	-8.2	2.2
Breaker stock.....	01	710801	-2.2	0.0	-2.9	51.3	-8.3	2.1
Checks and undergrades.....	01	710802	-10.2	0.0	-0.4	49.3	-7.6	2.9
Hay, hayseeds, and oilseeds.....	01	8	-21.2	-5.9	-4.5	-5.0	1.4	-0.5
Hay and hayseeds.....	01	81	-20.3	-17.5	-2.0	-3.4	2.2	5.2
Hay and hayseeds.....	01	8101	-20.3	-17.5	-2.0	-3.4	2.2	5.2
Alfalfa hay.....	01	810101	-31.0	-9.6	-15.1	16.9	4.5	-3.2
All other hay.....	01	810102	-4.9	-24.6	12.0	-19.8	-0.4	15.5
Oilseeds.....	01	83	-21.3	-4.1	-4.8	-5.2	1.3	-1.3
Oilseeds.....	01	8301	-21.3	-4.1	-4.8	-5.2	1.3	-1.3
Peanuts.....	01	830111	7.1	-14.5	9.6	-25.2	32.0	2.2
Cottonseed.....	01	830121	-13.0	0.4	27.9	-4.7	-5.3	-13.5
Soybeans.....	01	830131	-22.7	-3.9	-6.3	-4.6	0.7	-1.1
Flaxseed.....	01	830151	-	-	-	-7.1	0.0	0.0
Sunflower.....	01	830161	-37.0	-2.9	-	-	0.0	0.0
Canola.....	01	830171	-19.4	-6.6	-6.0	-4.4	4.7	-0.5
Miscellaneous oil crops.....	01	830181	0.0	-0.5	1.9	0.5	-1.0	0.0
Processed foods and feeds.....	02	-	1.4	0.2	-0.5	0.5	0.9	0.5
Cereal and bakery products.....	02	1	-0.3	0.0	0.0	-0.3	-0.1	0.0
Bakery products.....	02	11	3.3	0.0	0.1	0.7	0.2	0.0
Bread (white, wheat, rye, etc.), including frozen.....	02	1102	3.2	0.2	-0.2	0.1	0.6	-0.5
Bread (white, wheat, rye, etc.), including frozen.....	02	110201	3.2	0.2	-0.2	0.1	0.6	-0.5
White pan bread.....	02	11020111	3.0	0.2	-0.3	0.3	1.0	-1.1
White hearth bread (French, Italian, etc.).....	02	11020112	2.0	0.0	0.1	-0.2	0.0	0.2
Dark wheat breads (whole wheat, cracked wheat, multigrain, etc.).....	02	11020113	6.8	0.1	0.1	0.2	0.2	-0.2
Other variety breads (rye, unleavened, raisin, potato, self-rising, salt-free, canned, etc.).....	02	11020114	1.4	0.2	-0.6	0.0	0.3	0.1
Rolls (bread-type), muffins, bagels, and croissants.....	02	1105	0.6	-0.2	0.0	0.4	-0.1	0.0
Rolls (bread-type), muffins, bagels, and croissants.....	02	110505	0.6	-0.2	0.0	0.4	-0.1	0.0
Rolls, hamburger and wiener.....	02	11050501	-1.9	0.0	0.0	0.9	-0.1	0.1
All other rolls, bread-type (incl. muffins, bagels, and croissants).....	02	11050502	2.8	-0.3	0.1	0.0	0.0	-0.1
Other sweet goods, excluding frozen.....	02	1107	3.9	0.1	0.0	0.1	0.4	1.2
Other sweet goods, excluding frozen.....	02	110703	3.9	0.1	0.0	0.1	0.4	1.2
Soft cakes, excluding frozen.....	02	1108	5.1	0.2	0.5	-0.9	0.2	-0.2
Soft cakes, excluding frozen.....	02	110803	5.1	0.2	0.5	-0.9	0.2	-0.2
Pies (fruit, cream, and custard), excluding frozen.....	02	1109	-	0.2	0.2	-0.6	0.2	-0.1
Pies (fruit, cream, and custard), excluding frozen.....	02	110903	-	0.2	0.2	-0.6	0.2	-0.1
Cookies, crackers, and related products.....	02	1121	5.1	0.0	0.0	2.8	0.0	0.0

See footnotes at end of table.

Table 7. Producer price index percentage changes for commodity and service groupings and individual items, not seasonally adjusted — Continued
 [April 2024]

Title	Commodity code		Unadjusted 12-month percent change ¹	Unadjusted 1-month percent change ¹				
	Group code	Item code		Apr. 2023 to Apr. 2024 ^P	Nov. to Dec.	Dec. to Jan. ^P	Jan. to Feb. ^P	Feb. to Mar. ^P
Cookies, wafers, and ice cream cones and cups (excluding frozen).....	02	112103	7.9	0.0	0.0	4.3	0.0	0.0
Crackers, biscuits, and related products.....	02	112104	0.1	0.0	0.0	0.0	0.0	0.0
Saltines and all other crackers, cracker meal and crumbs, and biscuits.....	02	1121042	0.1	0.0	0.0	0.0	0.0	0.0
Retail bakery products, excluding retail trade.....	02	1130	5.1	0.2	0.7	0.3	0.0	0.8
Retail bakery products, excluding retail trade.....	02	113001	5.1	0.2	0.7	0.3	0.0	0.8
Flour and flour base mixes and doughs.....	02	12	-3.4	0.6	-0.3	-0.1	-1.0	-0.4
Wheat flour.....	02	1203	-10.3	1.5	-1.0	-0.5	-2.5	-1.3
Wheat flour.....	02	120301	-10.3	1.5	-1.0	-0.5	-2.5	-1.3
Flour base mixes and doughs.....	02	1204	0.7	0.1	0.1	0.1	-0.2	0.1
Flour base mixes and doughs.....	02	120401	0.7	0.1	0.1	0.1	-0.2	0.1
Prepared flour mixes, including refrigerated and frozen doughs and batters, made in flour mills.....	02	1204011	-1.2	0.0	-0.2	0.0	0.0	-0.1
Flour mixes, excluding cake mixes, made from purchased flour.....	02	1204013	0.8	0.1	0.1	0.2	-0.3	0.1
Milled rice and byproducts.....	02	13	-7.3	-0.1	-0.8	0.1	0.7	0.6
Head rice.....	02	1301	-3.7	1.1	-0.4	-0.1	0.6	0.7
Head rice.....	02	130106	-3.7	1.1	-0.4	-0.1	0.6	0.7
Head rice not packaged with other ingredients.....	02	1301066	-6.2	1.1	-0.6	-0.5	0.4	0.5
Milled rice (incl second heads, screenings, brewers, bran, sharps, rice flour, and byproducts).....	02	1302	-11.7	-1.6	-1.3	0.3	0.8	0.5
Milled rice (incl second heads, screenings, brewers, bran, sharps, rice flour, and byproducts).....	02	130201	-11.7	-1.6	-1.3	0.3	0.8	0.5
Cereal and pasta products.....	02	14	-4.1	-0.5	0.1	-2.7	-0.2	-0.1
Dry macaroni, spaghetti, and egg noodle products, made from purchased flour.....	02	1402	-3.2	0.0	-1.8	-0.6	0.0	0.0
Dry macaroni, spaghetti, and egg noodle products, made from purchased flour.....	02	140203	-3.2	0.0	-1.8	-0.6	0.0	0.0
Dry macaroni, spaghetti, and egg noodle products, made from purchased flour.....	02	14020303	-3.2	0.0	-1.8	-0.6	0.0	0.0
Cereal and mill products, other than flour.....	02	1409	-4.3	-0.6	0.5	-3.1	-0.3	-0.1
Manufactured starch, made by wet milling.....	02	140907	-12.5	0.6	0.6	-9.6	0.5	0.2
Wheat mill products, corn mill products, and other grain mill products except flour.....	02	140908	-18.4	-2.3	-1.6	-4.2	-1.2	-0.5
Wheat mill products, except flour.....	02	1409081	-32.8	-3.4	-2.9	-9.5	-4.1	-1.2
Corn mill products.....	02	1409082	-10.8	-2.0	-1.8	-1.5	-0.3	-0.1
Other grain mill products.....	02	1409083	-13.5	-1.5	0.6	-3.5	0.4	-0.7
Breakfast cereal.....	02	140909	9.4	0.0	1.8	0.0	0.0	0.0
Meats, poultry, and fish.....	02	2	6.8	2.3	-1.7	0.7	2.8	2.3
Meats.....	02	21	10.1	3.3	-3.1	0.7	2.2	1.2
Beef and veal products, fresh or frozen.....	02	2101	10.8	-0.5	-2.9	2.8	2.6	-0.6
Beef, fresh/frozen variety meats, not canned or made into sausage, made in slaughtering plants.....	02	210126	15.6	-1.3	1.4	3.1	2.7	2.4
Beef, fresh/frozen whole/half carcass, not canned or made into sausage, misp.....	02	210131	6.0	-6.5	5.4	5.7	0.9	-3.9
Beef, fresh/frozen, primal and subprimal cuts, made in slaughtering plants.....	02	210133	11.0	0.2	-4.1	2.5	2.8	-0.5
Lamb/mutton, fresh or frozen, not canned or made into sausage, made in slaughtering plants.....	02	2103	3.0	0.2	0.1	1.9	0.1	0.0
Lamb/mutton, fresh or frozen, not canned or made into sausage, made in slaughtering plants.....	02	210321	3.0	0.2	0.1	1.9	0.1	0.0
Pork products, fresh, frozen, or processed, except sausage.....	02	2104	18.3	17.4	-5.0	-3.7	1.1	2.9
Pork, fresh/frozen, unprocessed, all cuts, except sausage, made in slaughtering plants.....	02	210444	40.1	36.1	-7.1	-4.7	-0.4	4.4
Pork, processed or cured, not canned or made into sausage.....	02	210447	-2.4	-2.3	-1.9	-2.3	3.0	0.8
Pork, processed or cured, not canned or made into sausage, made in slaughtering plants.....	02	2104471	3.2	2.2	-1.8	-6.1	9.7	-5.6
Pork, processed or cured, not canned or made into sausage, mfpc.....	02	2104472	-4.2	-3.9	-1.9	-0.8	0.7	3.3
Pork, sweet-pickled, dry-cured, or dry salt, not canned or made into sausage, mfpc.....	02	21044721	-0.6	0.1	0.2	-0.8	0.0	0.1
Smoked hams and picnics, excluding canned, made from purchased carcasses.....	02	21044722	-4.4	1.6	-1.5	-5.4	-4.8	8.3
Smoked slab bacon, made from purchased carcasses.....	02	21044723	-9.0	-6.2	-3.4	-1.6	3.3	-1.2
Smoked sliced bacon, made from purchased carcasses.....	02	21044724	-1.4	-3.8	-3.5	2.2	4.3	3.5
Other smoked pork, not canned or made into sausage, made from purchased carcasses.....	02	21044725	-2.5	-0.5	0.4	-1.3	0.6	-0.8
Boiled ham, barbecue pork, and other cooked pork, excluding canned meats and sausage, mfpc.....	02	21044726	-14.1	-18.5	0.0	0.0	0.0	0.0
Other meats, fresh, frozen, or canned.....	02	2105	3.3	-1.9	-1.9	0.9	2.3	2.7
Fresh/processed sausage, deli & cooked meats, etc.....	02	210503	1.2	-0.2	-2.1	-1.3	2.5	1.3

See footnotes at end of table.

Table 7. Producer price index percentage changes for commodity and service groupings and individual items, not seasonally adjusted — Continued
 [April 2024]

Title	Commodity code		Unadjusted 12-month percent change ¹	Unadjusted 1-month percent change ¹				
	Group code	Item code		Apr. 2023 to Apr. 2024 ^P	Nov. to Dec.	Dec. to Jan. ^P	Jan. to Feb. ^P	Feb. to Mar. ^P
Fresh and processed sausage, deli, and cooked meats, made in slaughtering plants.....	02	2105031	0.7	1.1	-2.7	-1.9	1.0	2.8
Fresh and processed sausage, deli, and cooked meats, mfpc.....	02	2105032	1.3	-0.4	-2.1	-1.2	2.7	1.1
Fresh sausage (pork sausage, breakfast links, etc.), excluding canned, mfpc.....	02	21050321	6.6	1.9	-5.1	0.8	4.7	5.2
Dry or semidry sausage (salami, cervelat, pepperoni, summer sausage, pork roll, etc), mfpc.....	02	21050322	-5.5	-3.3	-0.8	-3.7	3.4	-2.0
Frankfurters, including wieners, excluding canned, made from purchased carcasses.....	02	21050323	1.3	-0.4	-0.7	-0.7	0.6	-0.1
Other sausage (smoked or cooked) & jellied goods & similar preparations, excluding canned, mfpc.....	02	21050324	3.7	0.8	-0.3	-0.9	0.3	0.3
Boxed meat (beef, pork, lamb, etc.), made from purchased carcasses...	02	210504	8.9	-2.5	3.2	0.7	1.3	2.3
Canned meats, excluding dog, cat, and baby food.....	02	210579	3.9	0.7	1.4	1.6	-1.6	3.6
Frozen ground meat patties and other processed, frozen, or cooked meats, mfpc.....	02	210586	3.0	-3.6	-4.1	3.3	3.1	4.0
Processed poultry.....	02	22	1.7	0.6	-0.6	2.1	4.6	4.4
Young chickens, including bulk, chilled, frozen, whole, and in parts.....	02	2203	6.8	2.9	-1.1	1.5	3.2	4.8
Young chickens, including bulk, chilled, frozen, whole, and in parts.....	02	220333	6.8	2.9	-1.1	1.5	3.2	4.8
Turkeys, including frozen, whole, and in parts.....	02	2206	-26.5	-2.7	4.3	-2.9	0.4	-0.8
Turkeys, including frozen, whole, and in parts.....	02	220611	-26.5	-2.7	4.3	-2.9	0.4	-0.8
Canned, cooked, smoked or prepared poultry.....	02	2208	7.9	-2.5	-1.9	6.9	10.4	6.7
Canned, cooked, smoked or prepared poultry.....	02	220811	7.9	-2.5	-1.9	6.9	10.4	6.7
Chicken hens and other poultry/small game.....	02	2209	-1.8	1.0	-0.3	-1.5	0.0	-0.3
Other poultry/small game (duck, goose, rabbit, etc.).....	02	220911	-5.6	3.2	-0.8	-4.7	0.0	-1.0
Unprocessed and prepared seafood.....	02	23	-0.2	-0.3	5.9	-3.7	2.3	3.0
Unprocessed finfish.....	02	2301	15.1	1.1	46.6	-38.4	6.2	42.5
Haddock.....	02	230101	63.7	14.8	48.6	-37.0	30.6	51.7
Halibut.....	02	230102	-28.6	-25.2	113.3	-42.9	66.4	-34.4
Flounder.....	02	230131	73.6	6.1	50.8	-36.7	43.7	38.6
Cod.....	02	230132	-6.2	0.5	14.8	-26.1	4.5	1.0
Pollock.....	02	230133	8.8	4.1	-15.5	-10.3	-14.2	23.3
Tuna.....	02	230136	-6.6	-4.9	28.3	-20.7	10.8	7.4
Other finfish.....	02	230199	93.1	3.3	108.1	-52.3	7.8	85.4
Unprocessed shellfish.....	02	2305	-3.9	1.1	7.8	5.3	5.9	-4.9
Shrimp.....	02	230501	-14.5	-10.4	7.3	0.1	0.0	-0.1
Lobsters.....	02	230503	5.5	12.5	20.0	22.0	16.1	-8.2
Clams.....	02	230504	-2.0	-1.5	2.2	-2.0	0.0	0.0
Oysters.....	02	230505	-19.7	-2.0	0.0	-12.6	0.0	-6.2
Sea scallops.....	02	230506	-2.4	0.0	1.4	-0.8	-1.1	-3.7
Mussels.....	02	230507	0.0	0.0	0.0	0.0	0.0	0.0
Prepared fresh and frozen seafood.....	02	2306	-0.6	-0.8	0.2	0.8	1.3	0.3
Prepared fresh fish/seafood, inc. surimi/surimi-based products.....	02	230601	0.7	-1.4	0.9	0.6	-0.3	0.2
Prepared frozen fish.....	02	230602	-7.0	-1.4	-0.3	0.9	1.3	0.5
Prepared frozen shellfish.....	02	230603	-6.2	0.7	0.8	1.6	0.1	1.2
Other prepared fresh and frozen seafood.....	02	230604	22.4	0.1	-0.3	0.4	4.9	-0.7
Dairy products.....	02	3	-0.9	-1.4	-1.2	1.0	1.0	-0.3
Fluid milk products.....	02	31	4.8	-1.6	-1.7	0.0	1.8	0.3
Packaged fluid milk and related products.....	02	3103	3.1	0.2	-1.6	-0.9	2.2	0.7
Fluid whole milk.....	02	310301	3.0	0.1	-2.6	-1.2	2.3	1.0
Reduced fat and lowfat milk (1/2-2).....	02	310302	2.0	1.3	-1.2	-1.1	2.5	0.6
Fat free or skim milk.....	02	310303	0.1	2.5	1.5	-1.3	1.5	0.1
Other fluid milk related products, packaged, incl. cartons, bottles, cans, and dispenser cans.....	02	310304	6.3	-2.1	-2.1	-0.1	2.0	0.9
Cottage cheese.....	02	3104	3.2	0.0	0.1	0.1	0.4	-0.1
Cottage cheese.....	02	310401	3.2	0.0	0.1	0.1	0.4	-0.1
Other milk products.....	02	3105	2.3	0.2	-0.2	-0.1	0.4	-1.0
Other milk products.....	02	310501	2.3	0.2	-0.2	-0.1	0.4	-1.0
Yogurt, excluding frozen.....	02	3105011	3.3	0.0	0.1	-0.1	0.0	0.0
Other packaged milk products.....	02	3105012	0.7	0.6	-0.6	-0.1	1.0	-2.5
Bulk fluid milk and cream.....	02	3106	13.2	-8.4	-4.4	2.6	3.1	1.3
Bulk fluid milk and cream.....	02	310601	13.2	-8.4	-4.4	2.6	3.1	1.3
Butter.....	02	32	23.9	-6.6	0.8	4.7	4.0	3.1
Butter.....	02	3201	23.9	-6.6	0.8	4.7	4.0	3.1
Butter.....	02	320114	23.9	-6.6	0.8	4.7	4.0	3.1
Natural, processed, and imitation cheese.....	02	33	-6.9	-1.5	-2.1	1.3	-0.4	-0.9

See footnotes at end of table.

Table 7. Producer price index percentage changes for commodity and service groupings and individual items, not seasonally adjusted — Continued
 [April 2024]

Title	Commodity code		Unadjusted 12-month percent change ¹	Unadjusted 1-month percent change ¹				
	Group code	Item code		Apr. 2023 to Apr. 2024 ^P	Nov. to Dec.	Dec. to Jan. ^P	Jan. to Feb. ^P	Feb. to Mar. ^P
Natural cheese, except cottage cheese.....	02	3302	-8.0	-1.6	-1.9	1.1	-0.5	-1.1
Natural cheese, except cottage cheese.....	02	330212	-8.0	-1.6	-1.9	1.1	-0.5	-1.1
Natural cheese, except lowfat, shipped in consumer packages or containers (3 lbs or less).....	02	3302121	-1.3	0.0	-0.6	0.1	0.0	0.0
Natural cheese, except lowfat, shipped in packages or containers (more than 3 lbs) or in bulk.....	02	3302122	-13.7	-2.6	-3.1	2.1	-1.5	-2.0
Lowfat natural cheese, except cottage cheese, shipped in consumer packages (3 lbs. or less).....	02	3302123	0.4	0.0	0.1	0.1	-0.1	0.0
Lowfat natural cheese, except cottage cheese, shipped in packages (more than 3 lbs.) or in bulk.....	02	3302124	-18.1	-5.5	-4.6	2.8	-0.3	-3.2
Processed cheese and related products.....	02	3303	-4.5	-1.5	-4.1	2.2	-0.1	-0.5
Process cheese and related products.....	02	330312	-4.5	-1.5	-4.1	2.2	-0.1	-0.5
Process cheese, shipped in consumer packages or containers (3 lbs. or less).....	02	3303121	-4.7	-0.9	-2.6	2.3	0.2	-1.5
All other process cheese and related products.....	02	3303122	-4.3	-2.0	-5.3	2.1	-0.2	0.4
Process cheese shipped in packages or containers (more than 3 lbs.) or in bulk.....	02	33031221	0.0	-1.5	-5.0	-2.5	0.3	2.7
Cheese food, spread, and other related products.....	02	33031225	-8.1	-2.6	-5.5	6.7	-0.8	-1.7
Raw liquid whey.....	02	3307	36.5	5.5	14.6	6.9	1.6	4.3
Raw liquid whey.....	02	330701	36.5	5.5	14.6	6.9	1.6	4.3
Ice cream and frozen desserts.....	02	34	0.7	0.3	0.1	0.1	-0.1	0.1
Ice cream and frozen desserts.....	02	3402	0.7	0.3	0.1	0.1	-0.1	0.1
Ice cream and frozen desserts.....	02	340201	0.7	0.3	0.1	0.1	-0.1	0.1
Ice cream, excl. lowfat and nonfat (incl. custards), shipped in bulk (containers 3 gal or more).....	02	3402011	1.9	0.4	-0.4	-0.3	1.0	0.6
Ice cream, incl. custards (excl. lowfat and nonfat) shipped in sizes less than 3 gallons.....	02	3402012	0.5	0.3	0.3	0.0	-0.3	0.0
Ice cream, including custards (excluding lowfat and nonfat), novelty forms.....	02	3402013	0.6	-0.1	-0.1	0.4	0.2	0.1
Ice cream, including custards, lowfat and nonfat.....	02	3402014	0.4	0.4	0.0	0.0	-0.7	0.6
Frozen desserts containing fats other than butterfat (incl. soy, rice, almond, oats, etc.).....	02	3402016	1.2	-0.1	0.1	0.0	0.0	0.0
Other frozen desserts (yogurt, sherbet, water ices, mellorine, frozen pudding, gelato, etc.).....	02	3402019	1.8	1.5	0.0	0.4	-0.2	0.0
Dry, condensed, and evaporated milk products.....	02	35	-5.5	0.5	1.1	1.6	2.0	-1.9
Dry milk products, including feed grade.....	02	3502	-9.1	1.0	1.1	2.5	1.8	-2.8
Dry milk products, including feed grade.....	02	350201	-9.1	1.0	1.1	2.5	1.8	-2.8
Liquid milk products.....	02	3503	4.8	-0.4	3.3	0.0	3.4	-0.2
Consumer-type canned milk products.....	02	350301	3.8	-0.5	2.8	-0.1	0.1	0.5
Bulk liquid milk products, including feed grade.....	02	350303	7.1	-0.1	4.4	0.3	11.4	-1.7
Ice cream mixes and related products.....	02	3505	0.6	-1.3	-2.8	-1.2	0.9	1.1
Ice cream mixes and related products.....	02	350502	0.6	-1.3	-2.8	-1.2	0.9	1.1
Processed fruits and vegetables.....	02	4	5.8	0.1	0.6	0.0	-1.1	0.2
Canned fruits and juices.....	02	41	6.3	0.1	1.6	0.3	-0.4	-0.2
Canned fruits, excluding baby foods.....	02	4101	4.0	-0.7	0.2	1.0	-0.5	-0.3
Canned fruits, excluding baby foods.....	02	410105	4.0	-0.7	0.2	1.0	-0.5	-0.3
Canned and fresh fruit juices, nectars, and concentrates.....	02	4102	7.8	0.5	2.4	-0.1	-0.4	0.0
Canned and fresh fruit juices, nectars, and concentrates.....	02	410239	7.8	0.5	2.4	-0.1	-0.4	0.0
Frozen fruits, juices and ades.....	02	42	12.7	0.4	0.4	0.1	0.7	0.4
Frozen fruits.....	02	4202	-3.5	1.0	1.0	0.1	1.9	1.1
Frozen fruits.....	02	420209	-3.5	1.0	1.0	0.1	1.9	1.1
Canned vegetables and juices.....	02	44	3.4	-0.1	0.2	0.5	-2.1	-0.3
Canned vegetables and juices.....	02	4401	3.4	-0.1	0.2	0.5	-2.1	-0.3
Canned vegetables.....	02	440102	-0.2	0.2	0.3	-0.6	-0.7	-0.9
Canned catsup and other tomato based sauces.....	02	440127	6.4	-0.3	0.1	1.5	-3.4	0.1
Frozen vegetables.....	02	45	8.4	0.1	-0.2	-0.6	-0.3	1.0
Frozen potato products (French-fried, patties, puffs, etc.).....	02	4502	14.8	0.0	0.0	-1.4	-0.7	2.3
Frozen potato products (French-fried, patties, puffs, etc.).....	02	450202	14.8	0.0	0.0	-1.4	-0.7	2.3
Frozen vegetables, other than potato products.....	02	4505	0.0	0.2	-0.6	0.8	0.2	-0.8
Frozen vegetables, other than potato products.....	02	450509	0.0	0.2	-0.6	0.8	0.2	-0.8
Dried and dehydrated food.....	02	48	2.2	0.4	1.4	-0.5	-2.0	0.1
Dried and dehydrated food.....	02	4801	2.2	0.4	1.4	-0.5	-2.0	0.1
Dried and dehydrated food.....	02	480101	2.2	0.4	1.4	-0.5	-2.0	0.1
Soup mixes (including dried/dehydrated/freeze-dried) and bouillon....	02	48010101	-0.2	0.0	0.0	0.0	0.0	0.0
Dried and dehydrated fruits and vegetables, including freeze-dried....	02	48010102	4.0	0.5	0.8	-0.1	-1.3	0.1

See footnotes at end of table.

Table 7. Producer price index percentage changes for commodity and service groupings and individual items, not seasonally adjusted — Continued
 [April 2024]

Title	Commodity code		Unadjusted 12-month percent change ¹	Unadjusted 1-month percent change ¹				
	Group code	Item code		Apr. 2023 to Apr. 2024 ^P	Nov. to Dec.	Dec. to Jan. ^P	Jan. to Feb. ^P	Feb. to Mar. ^P
Sugar and confectionery.....	02	5	9.9	0.3	0.4	2.6	1.9	2.5
Raw cane sugar and sugar cane mill products and byproducts.....	02	52	6.2	-0.3	-2.3	0.8	1.4	0.6
Raw cane sugar and sugarcane mill products and byproducts.....	02	5201	6.2	-0.3	-2.3	0.8	1.4	0.6
Raw cane sugar and sugarcane mill products and byproducts.....	02	520106	6.2	-0.3	-2.3	0.8	1.4	0.6
Refined sugar products and byproducts.....	02	53	18.5	0.1	2.6	8.7	1.7	-0.5
Refined sugar products and byproducts.....	02	5307	18.5	0.1	2.6	8.7	1.7	-0.5
Refined granulated cane sugar and byproducts.....	02	530701	12.4	0.4	0.2	7.1	1.7	-1.5
Beet sugar.....	02	530702	24.8	-0.3	5.1	10.2	1.8	0.4
Confectionery materials.....	02	54	25.0	0.9	-0.5	3.7	6.5	11.7
Confectionery materials.....	02	5401	25.0	0.9	-0.5	3.7	6.5	11.7
Corn sweeteners, made by wet milling.....	02	540107	-9.9	-2.0	-1.0	0.5	-2.7	-1.0
Chocolate coatings, made from cacao beans.....	02	540108	55.5	5.6	0.1	7.1	13.4	12.6
Other chocolate and cocoa products, made from cacao beans.....	02	540109	94.1	5.4	0.3	8.5	19.9	28.1
Confectionery end products.....	02	55	3.5	0.2	0.3	0.8	0.5	0.5
Candy and nuts.....	02	5503	3.8	0.2	0.3	0.9	0.5	0.6
Chocolate and chocolate-type confectionery products.....	02	550301	5.6	0.0	-0.1	1.8	-0.4	1.8
Chocolate/chocolate-type confectionery prods, cacao beans.....	02	5503011	4.1	0.0	0.0	4.0	0.0	0.0
Chocolate/confectionery products, made from purchased chocolate, not retailed.....	02	5503014	5.9	0.0	-0.2	1.4	-0.4	2.1
Nonchocolate-type confectioneries.....	02	550302	2.6	0.1	0.2	0.6	0.0	0.0
Nuts and seeds (salted, roasted, cooked or blanched).....	02	550304	2.6	0.5	1.0	0.0	2.2	-0.4
Nuts (salted, roasted, cooked, or blanched), sold in bulk.....	02	5503041	2.7	0.6	1.2	0.0	2.4	-0.5
Canned nuts (salted, roasted, cooked, or blanched).....	02	5503042	3.3	0.4	-1.5	1.2	-1.0	0.1
All other packaged nuts, including all types of seeds (salted, roasted, cooked, or blanched).....	02	5503043	0.0	-0.8	-0.3	0.1	0.0	-0.2
Other confectionery-type products.....	02	550305	0.2	0.3	0.0	0.0	0.0	0.0
Beverages and beverage materials.....	02	6	3.2	-0.4	1.3	0.8	0.2	-0.1
Alcoholic beverages.....	02	61	1.2	0.1	0.2	0.1	0.4	0.1
Malt beverages.....	02	6101	2.1	0.1	0.6	0.0	0.2	0.2
Bottled beer and ale.....	02	610101	1.2	-0.1	0.4	0.0	0.1	0.0
Canned beer and ale.....	02	610103	0.9	0.0	0.4	-0.1	0.5	0.1
Beer and ale in barrels and kegs.....	02	610105	3.7	0.2	0.9	0.1	0.0	0.5
All other malt beverages and brewing products.....	02	610108	2.1	1.1	1.5	0.4	0.0	-0.7
Distilled and bottled liquor, excluding brandy.....	02	6102	-1.9	0.0	0.0	0.2	1.0	0.0
Distilled liquor, excluding brandy.....	02	610202	-4.3	0.0	0.0	-0.1	2.1	0.0
Distilled whiskey, all other distilled liquor, excluding brandy.....	02	6102022	-4.3	0.0	0.0	-0.1	2.1	0.0
Bottled liquor, excluding brandy.....	02	610204	0.4	0.0	0.0	0.4	0.0	0.0
Bottled whiskey.....	02	6102041	0.1	0.0	0.0	0.1	0.0	0.0
Bottled gin, vodka, rum, cordials, cocktails, and similar compounds.....	02	6102042	1.0	0.0	0.0	0.8	0.0	0.0
Wines, brandy, and brandy spirits.....	02	6104	1.8	0.3	-0.1	0.0	0.2	0.1
Wines, brandy, and brandy spirits.....	02	610441	1.8	0.3	-0.1	0.0	0.2	0.1
Wines, white, red & rose grape, and other fruit, 14 percent or less alcohol.....	02	6104411	1.8	0.2	-0.1	0.0	0.3	0.1
Wines, white grape, 14 percent or less alcohol content.....	02	61044111	2.3	0.1	0.0	0.0	0.2	0.1
Wines, red grape, 14 percent or less alcohol content.....	02	61044112	1.2	0.2	-0.3	0.1	0.3	0.1
Wines, rose grape & other fruits & berries, 14 percent or less alcohol.....	02	61044113	2.5	1.2	0.2	0.3	0.6	0.9
Wines, dessert, effervescent, and wine coolers.....	02	6104412	4.1	0.8	-0.2	0.1	-3.0	0.4
Other wines, brandy, and brandy spirits.....	02	6104413	0.7	0.9	-0.2	-0.1	1.0	-0.9
Soft drinks.....	02	62	5.5	-1.1	3.3	2.1	0.2	-0.2
Soft drinks, non-carbonated and bottled water.....	02	6206	2.8	-5.4	3.9	1.4	-0.2	0.1
Bottled water, non-carb, processed or pasteurized.....	02	620608	2.2	0.4	1.1	-0.5	-0.2	0.2
Soft drinks, non-carbonated.....	02	620609	3.8	-8.5	5.6	3.2	-0.2	-0.1
Soft drinks, non-carbonated, iced tea and other types.....	02	6206093	7.8	0.4	2.5	4.1	0.9	-0.5
Soft drinks, non-carbonated, fruit drinks, cocktails, ades.....	02	6206094	1.5	-13.4	7.5	2.6	-0.9	0.2
Soft drinks, carbonated, bottle/can, all types.....	02	6210	7.4	2.1	2.9	2.0	-0.4	0.8
Soft drinks, carbonated, bottle/can, all types.....	02	621001	7.4	2.1	2.9	2.0	-0.4	0.8
Soft drinks, energy and sport.....	02	6211	-	-	-	3.1	2.0	-3.0
Soft drinks, energy and sport.....	02	621101	-	-	-	3.1	2.0	-3.0
Packaged beverage materials.....	02	63	5.0	0.2	-0.2	-0.3	0.0	-0.6
Coffee (whole bean, ground, & instant).....	02	6301	5.4	0.3	-0.2	-0.2	-0.1	-0.7
Coffee, concentrated, including coffee substitutes.....	02	630103	2.9	0.0	0.0	0.0	0.0	0.0
Roasted coffee.....	02	630104	5.5	0.3	-0.2	-0.2	-0.1	-0.7
Tea in consumer packages, exc. canned ice tea.....	02	6303	0.7	0.0	0.0	-0.6	0.2	0.1

See footnotes at end of table.

Table 7. Producer price index percentage changes for commodity and service groupings and individual items, not seasonally adjusted — Continued
 [April 2024]

Title	Commodity code		Unadjusted 12-month percent change ¹	Unadjusted 1-month percent change ¹				
	Group code	Item code		Apr. 2023 to Apr. 2024 ^P	Nov. to Dec.	Dec. to Jan. ^P	Jan. to Feb. ^P	Feb. to Mar. ^P
Tea in consumer packages, exc. canned ice tea.....	02	630313	0.7	0.0	0.0	-0.6	0.2	0.1
Other beverage materials.....	02	64	-0.4	0.0	-1.3	0.1	0.2	-0.2
Other beverage materials.....	02	6401	-0.4	0.0	-1.3	0.1	0.2	-0.2
Malt and malt byproducts.....	02	640101	1.8	0.0	-0.8	0.2	0.7	-0.6
Liquid beverage bases, excluding use by soft drink bottlers.....	02	640109	-11.6	0.0	-8.0	0.0	0.0	0.0
Fats and oils.....	02	7	-9.9	-1.6	-3.0	-2.1	-0.1	-0.7
Shortening, cooking oil, and margarine.....	02	78	-2.7	-1.8	-0.9	0.3	1.5	-0.3
Shortening, cooking oil, and margarine.....	02	7801	-2.7	-1.8	-0.9	0.3	1.5	-0.3
Margarine, butter blends, and butter substitutes.....	02	780109	-	-1.7	2.8	-0.1	-0.3	-
Shortening and cooking oils.....	02	780115	-1.8	-1.8	-1.7	0.4	1.9	-0.4
Other oilseed processing.....	02	7A	-11.8	-2.0	-4.0	-4.3	-1.0	0.6
Other oilseed processing.....	02	7A01	-11.8	-2.0	-4.0	-4.3	-1.0	0.6
Cotton linters.....	02	7A0104	-49.5	-4.6	1.0	1.1	0.0	1.0
Cottonseed cake, meal, hulls, and other byproducts.....	02	7A0105	-18.1	-1.9	-2.2	-1.3	-0.7	-1.7
Cottonseed cake and meal.....	02	7A01051	-16.2	0.0	0.0	-1.1	-1.3	-2.7
Other crude and refined vegetable oils and other vegetable mill products.....	02	7A0106	-5.3	0.0	-1.0	-0.6	-0.6	-0.1
Other crude vegetable oils, including linseed, peanut, sunflower, safflower, etc.....	02	7A01061	-2.8	-0.2	-0.6	-0.7	-0.3	0.0
Other vegetable oil mill products, including all oil seed cake and meal.....	02	7A01063	-7.0	0.5	-1.2	-0.4	-0.8	-0.2
Corn oil, crude and refined.....	02	7B	-27.5	-0.1	-7.0	-3.7	-3.3	-6.7
Corn oil, made by wet milling.....	02	7B01	-27.5	-0.1	-7.0	-3.7	-3.3	-6.7
Corn oil, made by wet milling.....	02	7B0101	-27.5	-0.1	-7.0	-3.7	-3.3	-6.7
Miscellaneous processed foods.....	02	8	0.1	0.0	0.4	1.5	0.7	-0.6
Canned jams, jellies, and preserves.....	02	81	0.4	0.0	0.0	-0.1	0.0	0.1
Canned jams, jellies, and preserves.....	02	8101	0.4	0.0	0.0	-0.1	0.0	0.1
Canned jams, jellies, and preserves.....	02	810102	0.4	0.0	0.0	-0.1	0.0	0.1
Pickles and other pickled products, including horseradish.....	02	82	-1.4	0.0	0.0	0.2	0.0	0.0
Pickles and other pickled products.....	02	8201	-1.4	0.0	0.0	0.2	0.0	0.0
Pickles and other pickled products, including horseradish.....	02	820106	-1.4	0.0	0.0	0.2	0.0	0.0
Specialty canning.....	02	84	0.6	0.2	0.4	0.1	0.0	0.1
Specialty canning.....	02	8401	0.6	0.2	0.4	0.1	0.0	0.1
Canned dry beans.....	02	840102	0.5	-0.1	0.0	0.1	-0.1	0.2
Canned soups and stews, excluding frozen and seafood.....	02	840104	0.4	0.0	0.6	0.0	-0.1	0.1
Canned baby foods and other canned specialties/nationality foods.....	02	840105	1.0	0.7	0.0	0.5	0.2	0.0
Frozen specialty food.....	02	85	1.4	-0.1	0.7	0.2	-0.1	-0.1
Frozen specialty food.....	02	8501	1.4	-0.1	0.7	0.2	-0.1	-0.1
Frozen cakes, pies, and other pastries.....	02	850109	1.6	-1.3	3.3	-0.4	-0.4	0.0
Frozen dinners (beef, pork, and poultry pies) and nationality foods, incl. frozen pizza.....	02	850111	0.7	0.1	-0.1	-0.1	0.3	-0.5
Other frozen specialties, incl. all whipped topping, waffles, soups, etc., excluding seafood.....	02	850113	3.7	0.4	-0.4	2.4	-1.2	1.2
Prepared sauces, except tomato.....	02	86	10.2	0.1	0.4	0.5	0.0	1.2
Prepared sauces, excluding tomato-based sauces and sauces comprised of 20 percent or more meat.....	02	8601	10.2	0.1	0.4	0.5	0.0	1.2
Prepared sauces, excluding tomato-based sauces and sauces comprised of 20 percent or more meat.....	02	860103	10.2	0.1	0.4	0.5	0.0	1.2
Other miscellaneous processed foods.....	02	89	4.2	0.0	0.4	1.1	1.7	-1.1
Other miscellaneous processed foods.....	02	8901	4.2	0.0	0.4	1.1	1.7	-1.1
Mayonnaise, salad dressings, and sandwich spreads.....	02	890102	-1.8	-0.4	-0.1	-0.3	0.0	0.0
Dry mix food preparations.....	02	890148	0.8	0.0	0.2	0.0	-0.1	0.0
Perishable non-frozen prepared food, including tortillas.....	02	890149	5.0	0.0	0.3	0.5	0.4	2.2
Perishable prepared foods.....	02	8901492	4.6	0.1	-0.2	0.4	0.5	3.0
Flavoring extracts, emulsions, liquid flavors, and food colorings.....	02	890151	2.0	0.0	1.5	0.0	0.0	0.0
Other flavoring agents, except chocolate syrup.....	02	890154	-2.9	-0.4	2.9	3.0	-2.6	-2.5
Soft drink flavoring syrup, sold in bulk.....	02	89015411	5.7	0.0	5.6	0.0	0.0	0.0
Other flavoring agents (except chocolate syrups).....	02	89015412	1.7	0.0	1.7	0.0	0.0	0.0
Table salt (evaporated), pepper (white and black), and other spices.....	02	890156	3.4	0.1	0.3	2.2	0.3	0.2
Pepper and other spices in commercial sizes (1 lb or more).....	02	8901566	3.4	0.0	1.1	0.0	1.1	0.6
Peanut butter.....	02	890158	-2.2	3.8	-1.3	-1.0	-2.0	-0.7
Ice.....	02	890161	-2.3	0.6	-1.4	0.0	0.0	0.0
Dairy product alternatives, including plant-based.....	02	890162	2.7	-0.1	-0.1	0.0	-0.2	0.1

See footnotes at end of table.

Table 7. Producer price index percentage changes for commodity and service groupings and individual items, not seasonally adjusted — Continued
 [April 2024]

Title	Commodity code		Unadjusted 12-month percent change ¹	Unadjusted 1-month percent change ¹				
	Group code	Item code		Apr. 2023 to Apr. 2024 ^P	Nov. to Dec.	Dec. to Jan. ^P	Jan. to Feb. ^P	Feb. to Mar. ^P
Dry, condensed, and evaporated dairy product alternatives, including plant-based.....	02	8901621	7.0	0.0	0.0	0.0	0.7	0.0
Liquid dairy product alternatives, including plant-based.....	02	8901622	-1.0	-0.1	-0.2	-0.1	-1.0	0.2
Perishable beverage dairy milk alternatives, including plant-based....	02	89016221	-	-0.2	0.0	-0.1	-1.2	0.0
All other liquid dairy product alternatives, including plant-based.....	02	89016222	-	0.0	-1.0	-0.1	0.0	1.1
Chips (potato, corn, etc.).....	02	890172	10.8	0.0	0.0	1.7	6.4	-3.7
Potato chips and sticks, plain and flavored.....	02	8901721	16.5	0.0	0.0	1.2	2.6	1.0
Corn chips and related products.....	02	8901722	3.8	0.0	0.0	1.7	14.7	-11.4
Other chips, sticks (hard pretzels, bacon rinds, popcorn (except candied), etc.).....	02	8901723	12.2	0.0	0.2	2.4	2.0	0.0
Vinegar and cider.....	02	890174	0.2	0.0	0.0	0.2	0.0	0.0
Other food preparations.....	02	890175	-1.3	0.7	-0.2	1.3	-0.7	-0.9
Prepared animal feeds.....	02	9	-10.2	-0.9	-1.6	-1.6	-1.0	-0.6
Soybean cake, meal, and other byproducts.....	02	92	-11.2	-0.2	-4.4	-2.2	-1.2	-1.7
Soybean cake, meal, and byproducts.....	02	9201	-11.2	-0.2	-4.4	-2.2	-1.2	-1.7
Soybean cake, meal, and byproducts.....	02	920112	-11.2	-0.2	-4.4	-2.2	-1.2	-1.7
Soybean cake and meal.....	02	9201121	-8.7	-0.1	-3.8	-1.8	-1.3	-0.7
Other soybean products, including isolates and concentrates.....	02	9201122	-30.0	-0.7	-9.7	-5.2	-0.2	-10.1
Formula feeds.....	02	93	-14.9	-0.4	-0.5	-2.7	-2.0	-0.7
Formula feeds.....	02	9301	-14.9	-0.4	-0.5	-2.7	-2.0	-0.7
Chicken and turkey feed, supplements, concentrates, and premixes....	02	930102	-22.7	-1.7	-2.4	-3.9	-2.5	-1.1
Dairy cattle feed, supplements, concentrates, and premixes.....	02	930110	-16.7	1.3	2.1	-4.5	-3.0	-2.0
Swine feed, supplements, concentrates, and premixes.....	02	930115	-4.7	-0.3	0.4	-1.4	-0.1	1.6
Beef cattle feed, supplements, concentrates, and premixes.....	02	930117	-11.3	-0.1	-0.6	-0.6	-2.3	-1.3
Poultry, exc. chicken and turkey, and livestock, exc. cattle and swine, feed.....	02	930118	-0.7	0.2	0.0	-0.5	-0.6	0.1
Miscellaneous feedstuffs.....	02	94	-7.0	-1.4	-1.5	-0.8	-0.5	-0.2
Pet food.....	02	9402	0.1	0.0	-0.2	0.5	0.0	-0.1
Dog and cat food.....	02	940202	0.7	0.0	0.0	0.6	0.0	0.0
Dog food.....	02	9402021	0.7	0.0	0.0	0.6	0.0	0.0
Canned dog food.....	02	94020211	2.0	0.0	0.0	2.0	0.0	0.0
Dry and semi moist dog food.....	02	94020214	0.4	0.0	0.0	0.3	0.0	0.0
Cat food.....	02	9402022	0.7	0.0	0.0	0.5	0.0	0.0
Canned cat food.....	02	94020224	0.5	0.0	0.0	0.5	0.0	0.0
Dry and semi moist cat food.....	02	94020225	0.7	0.0	0.0	0.6	0.0	0.0
Pet (excluding dog and cat), laboratory, and fur animal feed.....	02	940203	-7.9	0.3	-3.0	-1.3	-0.6	-1.1
Miscellaneous feedstuffs other than pet food.....	02	9403	-14.7	-3.1	-3.1	-2.3	-1.0	-0.4
Meat meal and meat and bone meal.....	02	940301	-39.1	-7.3	-15.3	-9.9	-2.1	-3.7
Wet process corn byproducts.....	02	940317	-28.2	0.2	0.6	-3.3	-3.5	-3.7
Other animal feeds, including fertilizer byproducts and feather.....	02	940325	-14.5	-0.3	-2.0	-2.3	-2.2	-0.7
Animal and marine feed and fertilizer byproducts, except meat and bone meal.....	02	9403252	-14.3	-0.8	-3.6	-3.8	-2.9	-1.2
Other prepared animal feeds, including feeding materials and adjuncts.....	02	9403253	-14.6	0.1	-0.8	-1.2	-1.6	-0.4
Miscellaneous byproducts of slaughtering plants.....	02	940333	-3.7	-4.4	-3.3	-0.6	1.1	1.4
Distillers' dried grains (dark and light) and dried solubles.....	02	940334	-17.8	-3.5	1.1	-2.6	-4.3	-1.5
Textile products and apparel.....	03	-	1.0	-0.1	0.1	0.0	1.2	-0.3
Synthetic fibers.....	03	1	0.8	-1.2	-1.6	0.4	5.1	-2.6
Unprocessed filament yarns.....	03	15	0.8	-1.2	-1.6	0.4	5.1	-2.6
Noncellulosic and cellulosic organic fibers.....	03	1504	0.8	-1.2	-1.6	0.4	5.1	-2.6
Noncellulosic fibers.....	03	150401	1.9	-1.1	-1.8	0.4	6.2	-3.1
Noncellulosic organic fibers.....	03	1504014	2.8	-1.4	-2.2	0.6	8.1	-3.9
Polyester manufactured fibers.....	03	15040147	-2.1	-2.4	1.3	0.0	-0.4	0.0
Other noncellulosic organic fibers, incl. polyamide, polyolefin, and producer-textured.....	03	15040149	5.3	-0.9	-3.9	0.9	12.3	-5.7
Processed yarns and threads.....	03	2	-0.8	0.2	0.4	-0.3	0.8	0.3
Yarns.....	03	26	-0.8	0.2	0.4	-0.3	0.8	0.3
Spun cotton yarns.....	03	2601	2.6	0.0	0.0	0.0	2.3	0.0
Spun cotton yarns.....	03	260115	2.6	0.0	0.0	0.0	2.3	0.0
Spun synthetic yarns.....	03	2603	-0.4	0.0	0.0	0.0	0.0	0.0
Spun synthetic yarns.....	03	260304	-0.4	0.0	0.0	0.0	0.0	0.0
Textured and twisted yarns.....	03	2604	-2.9	0.4	0.8	-0.4	0.0	0.5
Textured and twisted yarns.....	03	260405	-2.9	0.4	0.8	-0.4	0.0	0.6

See footnotes at end of table.

Table 7. Producer price index percentage changes for commodity and service groupings and individual items, not seasonally adjusted — Continued
 [April 2024]

Title	Commodity code		Unadjusted 12-month percent change ¹	Unadjusted 1-month percent change ¹				
	Group code	Item code		Apr. 2023 to Apr. 2024 ^P	Nov. to Dec.	Dec. to Jan. ^P	Jan. to Feb. ^P	Feb. to Mar. ^P
Other spun noncellulosic and natural fiber (excluding cotton and wool) yarns.....	03	2607	-2.4	0.0	0.0	-1.4	0.0	0.0
Other spun noncellulosic and natural fiber (excluding cotton and wool) yarns.....	03	260701	-2.4	0.0	0.0	-1.4	0.0	0.0
Greige fabrics.....	03	3	-1.3	0.1	0.1	-0.7	0.0	0.2
Greige broadwoven fabrics.....	03	37	0.3	0.2	-0.1	0.0	0.1	0.3
Greige manmade, silk, and other natural fiber (exc cotton/wool) broadwoven fabrics.....	03	3703	0.3	0.4	-0.1	0.0	0.2	0.2
Greige manmade, silk, and other natural fiber (exc cotton/wool) broadwoven fabrics.....	03	370304	0.3	0.4	-0.1	0.0	0.2	0.2
Greige knit fabrics.....	03	38	-1.7	0.0	0.0	0.0	-0.3	0.0
Weft (circular) knit fabrics, greige goods (excluding hosiery).....	03	3803	-2.3	0.0	0.0	0.0	0.0	0.0
Weft (circular) knit fabrics, greige goods (excluding hosiery).....	03	380301	-2.3	0.0	0.0	0.0	0.0	0.0
Warp knit fabrics, greige goods (excluding hosiery).....	03	3804	-1.2	0.0	0.0	0.0	-0.5	0.0
Warp knit fabrics, greige goods (excluding hosiery).....	03	380401	-1.2	0.0	0.0	0.0	-0.5	0.0
Tire cord and tire fabric.....	03	39	-6.0	0.0	0.4	-3.4	0.0	0.0
Tire cord and tire fabrics.....	03	3901	-6.0	0.0	0.4	-3.4	0.0	0.0
Tire cord and tire fabrics.....	03	390101	-6.0	0.0	0.4	-3.4	0.0	0.0
Finished fabrics.....	03	4	0.4	0.2	0.1	0.1	0.5	0.2
Finished broadwoven fabrics.....	03	42	-2.6	0.7	-0.1	0.3	0.9	0.5
Finished cotton broadwoven fabrics.....	03	4201	-0.5	0.1	0.2	-0.5	0.3	0.0
Finished cotton broadwoven fabrics.....	03	420104	-0.5	0.1	0.2	-0.5	0.3	0.0
Finished manmade, silk, and other natural fiber (exc. cotton and wool) broadwoven fabrics.....	03	4203	-3.8	1.0	-0.3	0.8	1.3	0.8
Finished manmade, silk, and other natural fiber (exc. cotton and wool) broadwoven fabrics.....	03	420306	-3.8	1.0	-0.3	0.8	1.3	0.8
Finished manmade, silk, & natural fiber (exc cotton/wool) broadwoven, finished in weaving mills.....	03	4203061	1.3	0.0	0.4	0.5	0.0	0.1
Finished manmade fiber, silk and other natural fiber broadwoven fabrics, finishing mill.....	03	4203062	-6.6	1.6	-0.6	1.0	2.1	1.2
Woven and braided narrow fabrics.....	03	44	3.8	1.6	0.8	0.1	-0.4	0.7
Woven and braided narrow fabrics.....	03	4402	3.8	1.6	0.8	0.1	-0.4	0.7
Woven narrow fabrics (12 inches or less in width).....	03	440204	4.3	1.9	0.9	0.1	-0.5	0.8
Braided narrow fabrics (12 inches or less in width).....	03	440205	0.6	-0.3	0.0	0.0	0.3	0.0
Nonwoven fabrics and felts.....	03	45	-1.3	0.0	0.1	0.1	0.3	0.0
Nonwoven fabrics and felts.....	03	4503	-1.3	0.0	0.1	0.1	0.3	0.0
Nonwoven fabrics.....	03	450321	-1.0	0.0	0.1	0.1	0.3	0.0
Pressed, punched, or needled felts, excluding hats.....	03	450333	-5.4	-0.1	0.0	0.3	0.0	0.0
Coated fabrics, not rubberized.....	03	46	1.7	0.1	0.0	-0.2	0.1	0.4
Coated fabrics, not rubberized.....	03	4601	1.7	0.1	0.0	-0.2	0.1	0.4
Vinyl coated fabrics, including expanded vinyl coated.....	03	460102	0.3	-0.1	0.1	-0.3	0.0	0.0
Coated or laminated fabrics and coated yarns, incl. impregnated fabrics.....	03	460103	2.2	0.2	0.0	-0.2	0.1	0.6
Screen printed textile materials, embroideries, and lace goods.....	03	47	2.1	0.1	0.2	0.0	0.8	0.2
Screen printed textile and apparel materials and embroideries.....	03	4701	2.1	0.1	0.2	0.0	0.8	0.2
Embroideries (excluding Schiffli machine products) and embroidery contractors.....	03	470103	4.0	0.0	1.7	0.1	0.4	0.3
Screen printing on garments, apparel accessories, and other fabric articles, excluding labels.....	03	470108	1.6	0.1	-0.2	0.0	0.9	0.2
Knit fabrics, finished in knitting mills.....	03	48	0.6	0.2	0.1	0.1	0.1	-0.1
Weft (circular) knit fabrics, knit and finished in the same establishment (excluding hosiery).....	03	4801	-0.8	0.3	0.0	0.2	0.0	-0.2
Weft (circular) knit fabrics, knit and finished in the same establishment (excluding hosiery).....	03	480101	-0.8	0.3	0.0	0.2	0.0	-0.2
Warp knit goods, knit and finished in the same establishment.....	03	4802	2.2	0.0	0.3	0.1	0.3	-0.1
Warp knit goods, knit and finished in the same establishment.....	03	480201	2.2	0.0	0.3	0.1	0.3	-0.1
Warp knit fabrics, knit and finished in same establishment.....	03	4802011	2.2	0.0	0.3	0.1	0.3	-0.1
Apparel & other fabricated textile prods.....	03	8	3.1	-0.1	0.9	0.1	0.2	0.2
Apparel.....	03	81	2.3	0.0	1.3	0.1	0.0	0.2
Miscellaneous apparel and accessories.....	03	8104	4.2	0.0	1.2	0.2	0.0	0.9
Men's and boys' fabric, straw, and felt hats, made from purchased materials.....	03	810414	12.8	0.0	1.0	0.0	0.0	5.1
Hat bodies and fabric caps, made from purchased materials.....	03	810416	7.1	0.0	5.5	0.0	0.0	0.0
Gloves and mittens, made from purchased materials.....	03	810424	1.9	0.0	0.0	0.0	0.0	0.0
Leather and sheep-lined apparel, made from purchased materials.....	03	810428	2.1	0.0	0.0	0.9	0.0	0.0

See footnotes at end of table.

Table 7. Producer price index percentage changes for commodity and service groupings and individual items, not seasonally adjusted — Continued
 [April 2024]

Title	Commodity code		Unadjusted 12-month percent change ¹	Unadjusted 1-month percent change ¹				
	Group code	Item code		Apr. 2023 to Apr. 2024 ^P	Nov. to Dec.	Dec. to Jan. ^P	Jan. to Feb. ^P	Feb. to Mar. ^P
Apparel and accessories, n.e.c.....	03	810441	2.1	0.0	1.2	0.3	0.0	0.0
All other cut and sew apparel, made from purchased materials.....	03	81044118	2.2	0.0	1.7	0.4	0.0	0.0
Fabricated apparel accessories.....	03	8104412	1.9	0.0	0.0	0.0	0.0	0.0
All other apparel accessories, made from purchased materials.....	03	81044125	2.4	0.0	0.0	0.0	0.0	0.0
Women's, girls', and infants' cut and sew apparel.....	03	8106	1.7	0.0	2.2	0.0	0.0	0.0
Women's and girls' blouses and shirts, made from purchased fabrics....	03	810603	-1.3	0.0	2.0	0.0	0.0	0.0
Women's and girls' dresses, made from purchased fabrics.....	03	810611	4.9	0.0	4.7	0.0	0.0	0.0
Women's and girls' lingerie and nightwear, made from purchased fabrics.....	03	810647	0.8	0.0	0.0	0.0	0.0	0.0
Women's and girls' other outerwear, made from purchased fabrics.....	03	810661	0.8	0.1	0.0	0.0	0.1	0.0
Men's and boys' cut and sew apparel.....	03	8107	2.3	0.0	0.9	0.3	0.0	-0.3
Men's and boys' pants, except work pants, made from purchased fabrics.....	03	810703	-7.1	—	—	—	—	—
Men's and boys' work clothing, made from purchased fabrics.....	03	810713	—	0.0	0.0	0.2	0.0	—
Men's and boys' shirts, except work shirts, made from purchased fabrics.....	03	810723	2.4	0.0	1.5	0.2	0.0	0.0
Men's and boys' suits, coats, and overcoats, made from purchased fabrics.....	03	810735	5.9	0.0	0.0	0.3	0.0	0.0
Men's and boys' other outerwear, made from purchased fabrics.....	03	810744	0.2	0.0	5.7	0.7	0.0	0.1
Men's and boys' nightwear, robes, and underwear, made from purchased fabrics.....	03	810761	0.7	0.0	0.0	0.0	0.4	0.0
Apparel made in knitting mills.....	03	8108	0.6	0.0	0.0	0.0	0.0	0.0
Knit outerwear, underwear, and nightwear, made in knitting mills.....	03	810808	0.0	0.0	0.0	0.0	0.0	0.0
Hosiery and socks.....	03	810831	0.8	0.1	0.0	0.0	0.0	0.0
Textile house furnishings.....	03	82	0.8	0.0	0.0	1.0	-0.2	0.2
Textile house furnishings.....	03	8203	0.8	0.0	0.0	1.0	-0.2	0.2
Curtains and draperies, made from purchased materials.....	03	820304	1.8	0.0	0.0	1.0	0.0	0.0
Other textiles, including towels and bed textiles.....	03	820312	0.4	0.0	0.1	0.9	-0.2	0.3
Fabricated textile products, made in weaving mills.....	03	8203121	5.6	-0.2	0.5	6.7	-2.6	3.1
Other household textile products.....	03	8203122	-0.1	0.0	0.0	0.4	0.0	0.0
Bedspreads, made from purchased materials.....	03	82031221	0.0	0.0	0.0	0.0	0.0	0.0
Sheets and pillowcases, made from purchased materials.....	03	82031223	0.0	0.0	0.0	0.0	0.0	0.0
Other household furnishings, made from purchased materials.....	03	82031226	-0.1	0.0	0.0	0.4	0.0	0.0
Industrial and other fabricated products.....	03	83	4.6	-0.1	0.8	-0.2	0.5	0.3
Industrial and other fabricated products.....	03	8303	4.6	-0.1	0.8	-0.2	0.5	0.3
Rope, cordage, and twine.....	03	830321	1.3	-0.2	1.0	0.0	0.5	-0.2
Duffle bags.....	03	830333	—	—	—	—	0.0	0.0
All other textile bags.....	03	830334	2.6	0.0	2.7	0.0	0.0	0.0
Canvas and related products.....	03	830345	4.7	0.1	0.2	0.0	0.7	0.7
All other fabricated textile products, excluding trimming and findings....	03	830351	5.1	-0.1	1.1	-0.4	0.1	-0.2
All other miscellaneous fabricated textile products.....	03	8303516	2.0	-0.2	1.8	-0.6	0.1	-0.2
Trimming and findings, excluding automobile and apparel.....	03	830361	5.6	-6.4	3.1	0.0	7.6	0.2
Miscellaneous textile products/services.....	03	9	0.2	0.5	-0.1	-0.8	0.8	-0.4
Miscellaneous textile products/services.....	03	94	0.2	0.5	-0.1	-0.8	0.8	-0.4
Miscellaneous textile products/services.....	03	9401	0.2	0.5	-0.1	-0.8	0.8	-0.4
Textile and fabric finishing, except broadwoven.....	03	940103	-10.7	0.2	-0.2	-2.4	-1.5	-1.9
Hides, skins, leather, and related products.....	04	—	-0.1	-0.1	0.7	-0.9	0.0	0.1
Hides and skins, incl. cattle.....	04	1	-14.4	-1.0	3.1	-8.0	-0.8	-1.0
Hides and skins, incl. cattle.....	04	19	-14.4	-1.0	3.1	-8.0	-0.8	-1.0
Hides, skins, and pelts, made in slaughtering plants.....	04	1901	-14.4	-1.0	3.1	-8.0	-0.8	-1.0
Hides, skins, and pelts, made in slaughtering plants.....	04	190108	-14.4	-1.0	3.1	-8.0	-0.8	-1.0
Leather.....	04	2	1.4	0.2	0.6	0.1	0.5	-0.2
Finished and unfinished leather.....	04	27	1.4	0.2	0.6	0.1	0.5	-0.2
Finished and unfinished leather.....	04	2701	1.4	0.2	0.6	0.1	0.5	-0.2
Finished and unfinished leather.....	04	270102	1.4	0.2	0.5	0.1	0.5	-0.2
Footwear.....	04	3	1.9	0.0	0.2	0.6	0.0	0.8
Men's nonathletic footwear.....	04	31	1.9	0.0	0.2	1.0	0.0	0.6
Men's footwear (size 6 and larger), excluding athletic.....	04	3105	1.9	0.0	0.2	1.0	0.0	0.6
Men's footwear (size 6 and larger), excluding athletic.....	04	310501	1.9	0.0	0.2	1.0	0.0	0.6
Women's nonathletic footwear.....	04	32	3.2	0.0	0.3	0.0	0.0	2.2
Women's footwear (size 4 and larger), excluding athletic.....	04	3205	3.2	0.0	0.3	0.0	0.0	2.2
Women's footwear (size 4 and larger), excluding athletic.....	04	320501	3.2	0.0	0.3	0.0	0.0	2.2

See footnotes at end of table.

Table 7. Producer price index percentage changes for commodity and service groupings and individual items, not seasonally adjusted — Continued
 [April 2024]

Title	Commodity code		Unadjusted 12-month percent change ¹	Unadjusted 1-month percent change ¹				
	Group code	Item code		Apr. 2023 to Apr. 2024 ^P	Nov. to Dec.	Dec. to Jan. ^P	Jan. to Feb. ^P	Feb. to Mar. ^P
Other footwear including slippers.....	04	39	-	0.0	0.0	0.0	0.0	-
Other footwear, excluding rubber and plastic soled footwear.....	04	3901	-	0.0	0.0	0.0	0.0	-
Other footwear, excluding rubber and plastic soled footwear.....	04	390104	-	0.0	0.0	0.0	0.0	-
Other leather and related products.....	04	4	4.8	0.0	0.1	0.7	0.0	0.0
Luggage and small leather goods.....	04	41	8.5	0.0	0.1	1.4	0.0	0.0
Luggage and small leather goods.....	04	4101	8.5	0.0	0.1	1.4	0.0	0.0
Luggage (including suitcases, travel bags, backpacks, and other types).....	04	410112	16.5	0.0	0.1	2.6	0.0	0.0
Women's and children's handbags and purses.....	04	410128	0.4	0.0	0.0	0.0	0.0	0.0
Personal leather goods (excluding women's handbags and purses).....	04	410132	1.3	0.0	0.0	0.0	0.0	0.0
Leather and leather-like goods, n.e.c.....	04	45	0.7	0.0	0.2	0.0	0.0	0.0
Leather and leather-like goods, n.e.c.....	04	4501	0.7	0.0	0.2	0.0	0.0	0.0
All other leather goods.....	04	450101	0.8	0.0	0.2	0.0	0.0	0.0
Boot and shoe cut stock and findings.....	04	4501011	2.0	0.0	0.0	0.0	0.0	0.0
All other miscellaneous leather goods.....	04	4501014	0.6	0.0	0.2	0.0	0.0	0.0
Leather belts, made from purchased materials.....	04	450111	0.0	0.0	0.0	0.0	0.0	0.0
Fuels and related products and power.....	05	-	0.7	-5.6	1.6	4.5	-0.5	2.6
Coal.....	05	1	-5.0	-1.4	0.4	6.2	-10.8	-0.3
Coal.....	05	13	-5.0	-1.4	0.4	6.2	-10.8	-0.3
Coal.....	05	1301	-5.0	-1.4	0.4	6.2	-10.8	-0.3
Unprepared bituminous coal and lignite (utility sold).....	05	130101	-0.1	-0.9	-3.1	5.9	-9.9	0.0
Unprepared bituminous coal and lignite from surface mine (utility sold).....	05	1301011	-2.5	1.5	-5.7	4.4	-4.6	0.0
Unprepared bituminous coal and lignite from underground mine (utility sold).....	05	1301012	3.1	-3.7	0.0	7.6	-15.7	0.1
Prepared bituminous coal and lignite (utility sold).....	05	130102	-5.7	-2.0	1.8	8.1	-13.6	-0.2
Prepared bituminous coal & lignite, from surface mine (utility sold).....	05	1301021	-23.6	-9.7	9.0	3.3	-22.8	0.3
Prepared bituminous coal & lignite, from underground mine (utility sold).....	05	1301022	3.7	1.8	-1.3	10.4	-9.5	-0.4
Coal exports.....	05	130103	-10.7	2.4	-4.2	-3.1	0.9	-0.6
Coal non-utility sold (including anthracite).....	05	130104	1.8	-2.5	0.0	1.6	0.1	-0.6
Gas fuels.....	05	3	-10.3	-0.1	11.8	-17.2	-20.0	2.5
Natural gas.....	05	31	-25.5	0.2	16.5	-25.7	-35.6	-0.9
Natural gas.....	05	3101	-25.5	0.2	16.5	-25.7	-35.6	-0.9
Natural gas.....	05	310105	-25.5	0.2	16.5	-25.7	-35.6	-0.9
Natural gas from the wellhead.....	05	3101051	-23.3	0.2	18.3	-26.6	-33.7	0.3
Natural gas from processing facilities.....	05	3101052	-38.2	0.3	6.8	-20.1	-45.3	-8.4
Liquefied petroleum gas.....	05	32	9.1	-0.8	3.5	-0.3	2.9	5.7
Liquefied petroleum gas.....	05	3201	9.1	-0.8	3.5	-0.3	2.9	5.7
Isopentane and natural gasoline.....	05	320102	5.2	-7.7	2.7	7.7	13.6	0.0
Propane.....	05	320104	-6.1	12.6	11.8	9.4	-12.7	2.7
Butane.....	05	320105	0.5	10.6	-0.9	0.7	-5.4	0.9
Plant condensate, ethane, gas mixtures, and other natural gas liquids.....	05	320108	16.9	-4.0	2.5	-5.2	6.8	9.0
Electric power.....	05	4	4.0	0.0	1.3	0.6	0.1	-0.7
Residential electric power.....	05	41	4.5	0.0	1.9	-0.1	0.8	-0.5
Residential electric power.....	05	4121	4.5	0.0	1.9	-0.1	0.8	-0.5
Residential electric power.....	05	412101	4.5	0.0	1.9	-0.1	0.8	-0.5
Residential electric power, New England.....	05	4121011	-1.8	0.0	9.2	0.1	0.0	-3.9
Residential electric power, Middle Atlantic.....	05	4121012	5.5	-0.4	5.2	0.3	0.4	-2.2
Residential electric power, East North Central.....	05	4121013	7.9	0.6	4.7	0.3	-0.1	0.9
Residential electric power, West North Central.....	05	4121014	1.5	-2.3	-1.5	1.0	1.2	2.9
Residential electric power, South Atlantic.....	05	4121015	4.7	0.2	-0.1	0.3	-0.4	0.3
Residential electric power, East South Central.....	05	4121016	3.1	0.0	2.0	-1.5	3.2	-2.7
Residential electric power, West South Central.....	05	4121017	-0.7	0.2	-2.7	-1.6	1.9	-1.7
Residential electric power, Mountain.....	05	4121018	4.5	0.2	-0.3	0.0	3.0	0.0
Residential electric power, Pacific.....	05	4121019	9.0	0.0	3.1	0.0	1.0	0.5
Commercial electric power.....	05	42	2.7	0.0	1.0	0.3	0.2	-0.7
Commercial electric power.....	05	4221	2.7	0.0	1.0	0.3	0.2	-0.7
Commercial electric power.....	05	422101	2.7	0.0	1.0	0.3	0.2	-0.7
Commercial electric power, New England.....	05	4221011	-9.4	0.0	5.0	0.1	0.0	-2.2
Commercial electric power, Middle Atlantic.....	05	4221012	-12.4	1.2	-7.3	0.1	-3.0	-5.2
Commercial electric power, East North Central.....	05	4221013	10.5	0.8	4.0	0.9	-0.4	0.6

See footnotes at end of table.

Table 7. Producer price index percentage changes for commodity and service groupings and individual items, not seasonally adjusted — Continued
 [April 2024]

Title	Commodity code		Unadjusted 12-month percent change ¹	Unadjusted 1-month percent change ¹				
	Group code	Item code		Apr. 2023 to Apr. 2024 ^P	Nov. to Dec.	Dec. to Jan. ^P	Jan. to Feb. ^P	Feb. to Mar. ^P
Commercial electric power, West North Central.....	05	4221014	2.8	-3.4	-0.1	2.2	0.3	4.0
Commercial electric power, South Atlantic.....	05	4221015	2.3	0.4	-0.3	-0.1	0.2	0.0
Commercial electric power, East South Central.....	05	4221016	3.8	-1.2	1.5	-0.2	1.7	-0.4
Commercial electric power, West South Central.....	05	4221017	-0.8	-1.3	-3.0	0.6	2.0	-2.4
Commercial electric power, Mountain.....	05	4221018	6.7	0.6	-0.9	0.0	2.6	0.0
Commercial electric power, Pacific.....	05	4221019	14.3	0.0	8.0	0.0	0.4	0.2
Industrial electric power.....	05	43	5.6	0.2	0.6	3.2	-1.9	-1.1
Industrial electric power.....	05	4321	5.6	0.2	0.6	3.2	-1.9	-1.1
Industrial electric power.....	05	432101	5.6	0.2	0.6	3.2	-1.9	-1.1
Industrial electric power, New England.....	05	4321011	-8.9	12.6	4.5	4.9	-8.6	-15.2
Industrial electric power, Middle Atlantic.....	05	4321012	2.5	1.3	0.2	2.9	-1.9	-2.9
Industrial electric power, East North Central.....	05	4321013	32.3	2.3	4.1	4.3	-1.0	3.1
Industrial electric power, West North Central.....	05	4321014	3.4	-1.3	2.1	-0.3	-0.3	4.1
Industrial electric power, South Atlantic.....	05	4321015	5.9	0.4	0.6	0.2	0.7	0.3
Industrial electric power, East South Central.....	05	4321016	1.0	-1.5	0.0	1.3	-0.1	1.1
Industrial electric power, West South Central.....	05	4321017	-4.6	-0.3	-0.8	-2.0	2.4	-3.3
Industrial electric power, Mountain.....	05	4321018	-14.2	-6.4	-6.7	26.4	-17.1	-12.1
Industrial electric power, Pacific.....	05	4321019	4.4	0.4	0.3	-0.1	0.9	0.3
Transportation electric power.....	05	46	3.1	0.1	-1.0	-0.1	1.0	0.6
Transportation electric power.....	05	4621	3.1	0.1	-1.0	-0.1	1.0	0.6
Transportation electric power.....	05	462111	3.1	0.1	-1.0	-0.1	1.0	0.6
Utility natural gas.....	05	5	-4.4	0.7	0.8	0.3	-3.5	-3.7
Residential natural gas.....	05	51	-2.3	0.0	1.1	0.2	-2.3	-2.4
Residential natural gas.....	05	5121	-2.3	0.0	1.1	0.2	-2.3	-2.4
Residential natural gas.....	05	512101	-2.3	0.0	1.1	0.2	-2.3	-2.4
Residential natural gas, New England.....	05	5121011	-0.4	-0.1	-0.2	0.1	0.1	-0.8
Residential natural gas, Middle Atlantic.....	05	5121012	2.2	2.5	3.3	-0.3	-0.2	-0.6
Residential natural gas, East North Central.....	05	5121013	-6.4	-2.4	0.7	-0.2	-3.3	-1.5
Residential natural gas, West North Central.....	05	5121014	-8.6	1.1	-0.2	2.3	-5.2	-0.9
Residential natural gas, South Atlantic.....	05	5121015	1.3	0.7	-1.5	-0.5	-1.1	-2.9
Residential natural gas, East South Central.....	05	5121016	-10.0	-2.4	-1.1	0.6	-2.5	-6.6
Residential natural gas, West South Central.....	05	5121017	4.3	0.7	4.4	-0.4	-4.8	-2.6
Residential natural gas, Mountain.....	05	5121018	-12.7	0.1	-2.3	0.0	-0.6	-4.3
Residential natural gas, Pacific.....	05	5121019	-0.1	-1.8	1.7	1.5	-4.3	-5.8
Commercial natural gas.....	05	52	-4.1	0.8	0.0	0.3	-3.5	-5.3
Commercial natural gas.....	05	5221	-4.1	0.8	0.0	0.3	-3.5	-5.3
Commercial natural gas.....	05	522101	-4.1	0.8	0.0	0.3	-3.5	-5.3
Commercial natural gas, New England.....	05	5221011	2.2	-0.1	0.3	0.2	0.2	-0.7
Commercial natural gas, Middle Atlantic.....	05	5221012	2.1	1.2	4.9	-1.2	-0.9	-1.3
Commercial natural gas, East North Central.....	05	5221013	-3.3	1.3	-1.8	1.5	-3.6	-2.0
Commercial natural gas, West North Central.....	05	5221014	-11.7	2.7	-0.6	3.0	-9.6	-4.2
Commercial natural gas, South Atlantic.....	05	5221015	-2.9	0.6	-3.8	0.7	0.1	-3.0
Commercial natural gas, East South Central.....	05	5221016	-22.4	-0.9	-4.8	-1.6	-5.2	-5.8
Commercial natural gas, West South Central.....	05	5221017	6.5	1.1	1.4	1.5	-4.7	-4.7
Commercial natural gas, Mountain.....	05	5221018	-17.7	0.2	-2.5	-2.5	-0.6	-6.5
Commercial natural gas, Pacific.....	05	5221019	-5.1	0.1	1.4	1.0	-8.9	-20.3
Industrial natural gas.....	05	53	-4.9	0.0	-0.4	0.5	-3.6	-6.4
Industrial natural gas.....	05	5321	-4.9	0.0	-0.4	0.5	-3.6	-6.4
Industrial natural gas.....	05	532101	-4.9	0.0	-0.4	0.5	-3.6	-6.4
Industrial natural gas, New England.....	05	5321011	-1.0	-0.1	2.5	0.3	0.3	-0.9
Industrial natural gas, Middle Atlantic.....	05	5321012	-9.0	1.0	-0.6	-0.1	-1.5	-0.6
Industrial natural gas, East North Central.....	05	5321013	-0.8	4.9	-0.1	2.0	-4.6	-9.4
Industrial natural gas, West North Central.....	05	5321014	1.8	1.3	0.8	-1.4	-4.3	-2.6
Industrial natural gas, South Atlantic.....	05	5321015	-0.5	1.3	-0.9	0.3	-3.6	-3.0
Industrial natural gas, East South Central.....	05	5321016	-11.5	-3.6	-1.4	-1.3	-2.0	-5.6
Industrial natural gas, West South Central.....	05	5321017	-1.2	-6.2	1.5	0.6	-5.0	-8.6
Industrial natural gas, Mountain.....	05	5321018	1.9	0.0	-0.6	2.7	-3.6	-0.6
Industrial natural gas, Pacific.....	05	5321019	-16.8	6.2	-4.1	0.1	-1.9	-8.5
Natural gas to electric power.....	05	54	-7.2	1.8	0.9	0.3	-5.2	-4.3
Natural gas to electric power.....	05	5421	-7.2	1.8	0.9	0.3	-5.2	-4.3
Natural gas to electric power.....	05	542101	-7.2	1.8	0.9	0.3	-5.2	-4.3
Crude petroleum (domestic production).....	05	6	7.6	-10.6	4.4	5.5	1.1	10.6
Crude petroleum (domestic production).....	05	61	7.6	-10.6	4.4	5.5	1.1	10.6

See footnotes at end of table.

Table 7. Producer price index percentage changes for commodity and service groupings and individual items, not seasonally adjusted — Continued
[April 2024]

Title	Commodity code		Unadjusted 12-month percent change ¹	Unadjusted 1-month percent change ¹				
	Group code	Item code		Apr. 2023 to Apr. 2024 ^P	Nov. to Dec.	Dec. to Jan. ^P	Jan. to Feb. ^P	Feb. to Mar. ^P
Crude petroleum (domestic production).....	05	6101	7.6	-10.6	4.4	5.5	1.1	10.6
Crude petroleum (domestic production).....	05	610102	7.6	-10.6	4.4	5.5	1.1	10.6
Petroleum products, refined.....	05	7	0.1	-10.2	0.1	12.0	2.4	4.1
Gasoline.....	05	71	-1.9	-8.8	3.4	11.9	6.9	6.9
Unleaded premium gasoline.....	05	7103	-0.6	-8.7	4.4	10.2	5.5	6.9
Unleaded premium gasoline.....	05	710304	-0.6	-8.7	4.4	10.2	5.5	6.9
Unleaded regular gasoline.....	05	7104	-2.5	-9.0	3.1	12.5	7.3	6.7
Unleaded regular gasoline.....	05	710404	-2.5	-9.0	3.1	12.5	7.3	6.7
Unleaded mid-premium gasoline.....	05	7105	4.6	-12.2	4.1	14.8	5.7	8.1
Unleaded mid-premium gasoline.....	05	710504	4.6	-12.2	4.1	14.8	5.7	8.1
Kerosene and jet fuels.....	05	72	3.6	-12.2	0.3	10.2	-5.3	0.2
Kerosene.....	05	7202	1.3	-13.6	-2.3	16.7	-4.3	-0.3
Kerosene.....	05	720201	1.3	-13.6	-2.3	16.7	-4.3	-0.3
Jet fuel.....	05	7203	3.8	-12.1	0.4	9.8	-5.4	0.3
Jet fuel.....	05	720301	3.8	-12.1	0.4	9.8	-5.4	0.3
Light fuel oils.....	05	73	2.6	-12.9	-3.9	16.7	0.0	3.0
Home heating oil and distillates.....	05	7302	4.8	-9.8	3.9	7.9	-3.7	0.6
Home heating oil and distillates.....	05	730201	4.8	-9.8	3.9	7.9	-3.7	0.6
No. 2 diesel fuel.....	05	7303	2.4	-13.1	-4.4	17.3	0.2	3.2
No. 2 diesel fuel.....	05	730302	2.4	-13.1	-4.4	17.3	0.2	3.2
Residual fuels (heavy fuel oils, incl. #5, #6, & other residual fuels).....	05	74	14.1	-7.1	-0.2	1.8	0.5	1.1
Residual fuels (heavy fuel oils, incl. #5, #6, & other residual fuels).....	05	7407	14.1	-7.1	-0.2	1.8	0.5	1.1
Residual fuels (heavy fuel oils, incl. #5, #6, & other residual fuels).....	05	740703	14.1	-7.1	-0.2	1.8	0.5	1.1
Finished lubricants.....	05	76	0.1	0.7	0.3	-0.1	-0.8	0.0
Lubricating grease.....	05	7603	-	0.0	0.0	0.0	0.0	0.0
Lubricating grease not from petroleum refineries.....	05	760303	-	0.0	0.0	0.0	0.0	0.0
Lubricating and similar oils.....	05	7604	-1.9	0.9	0.4	-0.1	-1.0	0.0
Lubricating and similar oils not from petroleum refineries.....	05	760401	-1.9	0.9	0.4	-0.1	-1.0	0.0
Lubricating oil base stocks.....	05	78	-21.0	-7.3	-3.6	-0.4	-4.7	-7.9
Lubricating oil base stocks.....	05	7801	-21.0	-7.3	-3.6	-0.4	-4.7	-7.9
Lubricating oil base stocks.....	05	780121	-21.0	-7.3	-3.6	-0.4	-4.7	-7.9
Asphalt and other petroleum and coal products, n.e.c.....	05	8	-22.2	-11.9	-1.1	-3.8	-9.3	1.1
Asphalt and other petroleum and coal products, n.e.c.....	05	81	-22.2	-11.9	-1.1	-3.8	-9.3	1.1
Asphalt.....	05	8102	3.7	-7.3	1.9	-6.8	10.8	3.9
Asphalt.....	05	810212	3.7	-7.3	1.9	-6.8	10.8	3.9
Other petroleum and coal products, including coke oven products, n.e.c.....	05	8103	-28.5	-13.0	-1.9	-3.0	-14.6	0.2
Other petroleum and coal products, including coke oven products, n.e.c.....	05	810319	-28.5	-13.0	-1.9	-3.0	-14.6	0.2
Other petroleum and coal products, made in coke oven establishments.....	05	8103191	-8.6	-0.4	-1.4	-0.8	-0.4	-0.8
Chemicals and allied products.....	06	-	-2.6	-0.6	-0.5	0.8	0.3	1.2
Industrial chemicals.....	06	1	-6.4	-2.1	-3.4	2.0	0.8	3.3
Basic inorganic chemicals.....	06	13	-10.7	-0.2	-1.1	-0.7	0.2	0.4
Inorganic chemicals, other than alkalis and chlorine.....	06	1302	-3.3	0.2	-0.2	-0.7	0.4	0.4
Aluminum compounds.....	06	130209	-8.1	-0.2	-2.0	-2.4	-0.2	-0.2
Inorganic acids, inc. hydrochloric, sulfuric acid, and other.....	06	13020T	-9.3	1.0	3.1	-6.5	1.8	0.3
Sulfuric acid.....	06	13020T1	-14.3	2.0	3.0	-5.7	-0.5	0.3
Lime.....	06	130213	14.4	0.0	7.4	3.2	1.2	0.1
Potassium and sodium compounds, excluding bleaches, alkalis, and alum.....	06	130217	-9.2	-0.6	0.8	-1.7	1.7	0.6
Rock salt.....	06	130271	-	0.0	0.3	0.0	-	-
Other inorganic chemicals, nec.....	06	130283	-3.6	0.2	-2.2	-0.4	0.0	0.2
All other inorganic chemicals.....	06	1302833	-1.6	0.2	-1.0	-0.5	0.0	0.6
Alkalis and chlorine, including natural sodium carbonate and sulfate.....	06	1303	-27.6	-1.3	-3.4	-0.9	-0.5	0.5
Chlorine, sodium hydroxide, and other alkalis.....	06	130302	-28.0	-1.3	-3.6	0.9	-0.4	0.5
Sodium hydroxide (caustic soda).....	06	1303024	-34.4	-2.0	-2.1	1.8	-0.4	4.2
Other alkalis.....	06	1303028	-21.5	-0.4	-5.4	-0.4	-0.5	-4.8
Basic organic chemicals.....	06	14	-5.3	-2.5	-3.9	2.7	0.9	3.9
Primary basic organic chemicals.....	06	1401	6.0	-2.0	-1.9	5.5	6.9	6.3
Aromatics.....	06	140197	19.2	-3.4	-6.3	6.6	9.8	10.9
Liquid refinery gases.....	06	140198	1.4	-1.4	-0.4	5.3	6.0	4.6
Cyclic intermediate chemicals and dyes.....	06	1402	-11.5	-0.3	-0.4	0.4	-1.4	-2.1

See footnotes at end of table.

Table 7. Producer price index percentage changes for commodity and service groupings and individual items, not seasonally adjusted — Continued
 [April 2024]

Title	Commodity code		Unadjusted 12-month percent change ¹	Unadjusted 1-month percent change ¹				
	Group code	Item code		Apr. 2023 to Apr. 2024 ^P	Nov. to Dec.	Dec. to Jan. ^P	Jan. to Feb. ^P	Feb. to Mar. ^P
Cyclic intermediate chemicals.....	06	140281	-12.5	-0.3	-0.2	0.6	-2.0	-2.5
Synthetic organic dyes.....	06	140282	-3.5	-0.5	-2.2	-1.0	3.1	0.5
Other basic organics.....	06	1403	-10.6	-2.9	-5.2	1.4	-2.1	2.9
Ethanol (ethyl alcohol).....	06	140341	-25.5	-12.7	-11.9	0.5	-8.0	15.2
Other basic organics, n.e.c.....	06	140399	-5.3	0.3	-3.2	1.6	-0.5	0.0
Fatty acids.....	06	1403991	-29.1	-6.6	-13.5	-3.3	-4.1	-5.1
Bulk pesticides and other bulk synthetic organic agricultural chemicals, excluding preparation.....	06	1403992	-1.9	0.0	0.1	-0.6	0.0	-0.6
Industrial organic flavor oil mixtures and blends.....	06	1403993	-20.3	-0.3	4.4	-1.1	-0.1	0.0
Natural organic chemicals.....	06	1403995	-11.9	0.1	-2.1	0.0	-2.0	0.8
Synthetic organic chemicals for use as flavor and perfume materials.....	06	1403997	-	0.0	0.1	-0.1	-	-
Synthetic organic rubber-processing chemicals.....	06	1403998	-	1.6	-1.4	2.3	0.3	-
Synthetic organic plasticizers.....	06	1403999	-2.4	0.6	-4.6	4.9	-2.6	3.6
Other synthetic organic chemicals.....	06	140399A	-3.4	4.9	-0.4	2.6	-0.9	-0.8
Miscellaneous end use chemicals and chemical products, excluding urea.....	06	140399B	1.2	-0.5	-3.6	2.7	-1.3	1.4
Miscellaneous cyclic and acyclic chemicals and chemical products, excluding fatty acid esters.....	06	140399C	-4.1	-0.1	-3.6	1.4	2.1	-0.3
Paints and allied products.....	06	2	-1.6	-0.1	-0.1	-0.1	0.0	-0.2
Prepared paint.....	06	21	-1.3	0.0	0.1	-0.1	-0.1	-0.2
Architectural coatings.....	06	2101	0.0	0.0	0.4	0.0	0.0	0.0
Architectural coatings.....	06	210104	0.0	0.0	0.4	0.0	0.0	0.0
Exterior architectural coatings.....	06	2101041	1.1	0.0	1.1	0.0	0.0	0.0
Interior architectural coatings.....	06	2101042	-0.6	0.0	0.0	0.0	0.0	0.0
OEM finishes excluding marine coatings.....	06	2102	-4.3	-0.2	-0.6	-0.3	0.2	-0.4
OEM finishes excluding marine coatings.....	06	210201	-4.3	-0.2	-0.6	-0.3	0.2	-0.4
Transportation finishes, except powdered and high-solids coatings. ...	06	2102011	-1.4	-0.1	-0.2	-1.5	0.8	1.2
All other product finishes for original equipment manufacturers (OEM), excluding marine coating.....	06	2102012	-5.1	-0.2	-0.8	0.0	0.0	-0.8
Special purpose coatings, incl. marine, industrial & construction coatings.....	06	2103	-1.6	0.1	0.0	-0.4	-0.6	-0.5
Special purpose coatings, incl. marine, industrial & construction coatings.....	06	210301	-1.6	0.1	0.0	-0.4	-0.6	-0.5
Paint materials.....	06	22	-1.9	-0.5	-0.5	0.1	0.2	0.0
Paint colors.....	06	2202	-3.1	-0.6	-1.6	0.1	0.3	0.0
All other inorganic pigments, including TiO2, chrome colors, and other white opaque pigments.....	06	22020N	-4.1	1.0	-1.7	0.0	0.0	0.0
Synthetic organic pigments, lakes, and toners.....	06	220298	3.9	-9.6	-0.8	1.0	2.2	0.0
Allied and miscellaneous paint products.....	06	23	-4.1	0.1	-1.2	-0.1	0.0	-0.4
Allied and miscellaneous paint products.....	06	2301	-4.1	0.1	-1.2	-0.1	0.0	-0.4
Allied and miscellaneous paint products.....	06	230104	-4.1	0.1	-1.2	-0.1	0.0	-0.4
Drugs and pharmaceuticals.....	06	3	1.7	-0.1	1.1	0.3	0.1	0.0
Medicinal and botanical chemicals, drugs, and other products.....	06	31	5.0	-0.2	0.4	3.9	0.1	0.2
Medicinal and botanical chemicals, drugs, and other products.....	06	3102	5.0	-0.2	0.4	3.9	0.1	0.2
Synthetic organic medicinal chemicals, medicinal & botanical drugs, & other products.....	06	310203	5.0	-0.2	0.4	3.9	0.1	0.2
Veterinary pharmaceutical preparations.....	06	34	-	0.0	2.2	0.0	0.0	-
Pharmaceuticals for veterinary use.....	06	3403	-	0.0	2.2	0.0	0.0	-
Pharmaceuticals for veterinary use.....	06	340303	-	0.0	2.2	0.0	0.0	-
Biological products, including diagnostics.....	06	37	1.4	-0.3	0.9	0.1	0.1	0.2
Biological products, excluding diagnostic, for veterinary, industrial, and all other misc. uses.....	06	3717	3.4	-1.4	4.3	0.0	0.0	0.0
Biological products, excluding diagnostic, for veterinary, industrial, and all other misc. uses.....	06	371705	3.4	-1.4	4.3	0.0	0.0	0.0
Diagnostics.....	06	3718	0.1	0.0	0.4	0.2	0.2	-0.1
In-vitro diagnostic substances.....	06	371801	-1.9	0.1	0.7	-1.2	0.0	0.1
Biological products, excluding diagnostic, for human use.....	06	3719	1.6	0.0	-0.3	0.0	0.0	0.6
Biological products, excluding diagnostic, for human use.....	06	371904	1.6	0.0	-0.3	0.0	0.0	0.6
Pharmaceutical preparations.....	06	38	1.5	0.0	1.1	0.2	0.0	0.0
Pharmaceuticals affecting neoplasms, the endocrine system, & metabolic diseases.....	06	3801	0.6	0.0	0.4	0.0	0.0	0.0
Cancer therapy products.....	06	380102	2.6	0.0	2.0	0.0	0.0	0.0
Insulin/antidiabetes products.....	06	380103	-8.6	0.0	-8.8	0.0	0.0	0.0
Other neoplasms, endocrine system, and metabolic diseases.....	06	380104	1.5	0.0	1.3	0.0	0.0	0.0
Hormones and oral contraceptives.....	06	380105	0.1	0.0	0.1	0.0	0.0	0.0

See footnotes at end of table.

Table 7. Producer price index percentage changes for commodity and service groupings and individual items, not seasonally adjusted — Continued
[April 2024]

Title	Commodity code		Unadjusted 12-month percent change ¹	Unadjusted 1-month percent change ¹				
	Group code	Item code		Apr. 2023 to Apr. 2024 ^P	Nov. to Dec.	Dec. to Jan. ^P	Jan. to Feb. ^P	Feb. to Mar. ^P
Pharmaceuticals acting on the central nervous system and the sense organs.....	06	3802	3.4	0.0	2.9	0.6	0.0	0.0
Analgesics.....	06	380202	1.9	0.0	0.0	1.5	0.0	0.0
Analgesics, over-the-counter.....	06	380202OC	4.4	0.0	0.0	0.0	0.0	0.0
Analgesics, prescription.....	06	380202RX	1.7	0.0	0.0	1.7	0.0	0.0
Psychotherapeutics.....	06	380203	1.1	0.0	0.0	1.0	0.0	0.0
Antidepressants.....	06	3802031	1.0	0.0	0.0	1.0	0.0	0.0
Other psychotherapeutics, including tranquilizers.....	06	3802032	1.3	0.0	0.3	0.9	0.0	0.0
Anticonvulsants.....	06	380204	-10.3	0.0	0.3	3.9	0.0	0.0
Other central nervous system and sense organs.....	06	380205	5.0	0.0	4.9	0.0	0.0	0.0
Pharmaceuticals acting on the cardiovascular system.....	06	3803	1.0	0.0	0.6	0.0	0.0	0.1
Other cardiovascular preparations.....	06	380305	0.1	0.0	0.0	0.0	0.0	0.0
Pharmaceuticals acting on the respiratory system.....	06	3804	-1.7	0.0	1.4	0.0	0.0	0.0
Antihistamines and bronchodilators, including antiasthmatics.....	06	380402	1.2	0.0	1.2	0.0	0.0	0.0
Other respiratory preparations.....	06	380403	-6.1	0.0	1.8	0.0	0.0	0.0
Other respiratory preparations, over-the-counter.....	06	380403OC	0.5	0.0	0.0	0.0	0.0	0.0
Other respiratory preparations, prescription.....	06	380403RX	-12.8	0.0	-	-	-	-
Pharmaceuticals acting on the digestive or the genito-urinary systems.....	06	3805	-7.9	0.0	-7.0	0.0	0.0	-0.8
Other digestive or genito-urinary preparations.....	06	380503	-9.3	0.0	-7.8	0.0	0.0	-1.6
Other digestive or genito-urinary preparations, prescription.....	06	380503RX	-11.7	0.0	-9.8	0.1	0.0	-2.0
Pharmaceuticals acting on the skin.....	06	3806	-1.0	-0.8	0.6	-0.3	0.1	-0.6
Other pharmaceutical preparations acting on the skin.....	06	380603	0.2	0.0	0.5	-0.4	0.0	0.0
Anti-acne preparations.....	06	380606	1.0	0.0	1.0	0.0	0.0	0.0
Vitamin, nutrient, and hematinic preparations.....	06	3807	4.5	0.5	0.0	0.0	0.3	0.1
Multivitamins.....	06	380702	7.4	0.0	0.0	0.0	0.0	0.0
Other vitamins and nutrients.....	06	380703	2.2	0.8	0.0	0.0	0.4	0.2
Pharmaceuticals affecting parasitic and infective diseases.....	06	3808	1.2	0.0	0.8	0.2	0.0	0.0
Broad and medium spectrum antibiotics.....	06	380802	0.0	0.0	0.0	0.0	0.0	0.0
Systemic antivirals.....	06	380803	3.3	0.0	3.3	0.0	0.0	0.0
Other parasitic and infective diseases.....	06	380804	2.1	0.0	1.1	0.5	0.0	0.0
Fats and oils, inedible.....	06	4	1.3	-1.9	17.2	-5.0	-0.7	-0.5
Fats and oils, inedible.....	06	41	1.3	-1.9	17.2	-5.0	-0.7	-0.5
Fats and oils, inedible.....	06	4101	1.3	-1.9	17.2	-5.0	-0.7	-0.5
Soybean oil, processed for inedible purposes.....	06	410131	7.3	-0.8	22.5	-5.0	-0.4	-0.6
Crude soybean oil, degummed, made from soybeans crushed in the same establishment.....	06	4101311	59.1	-1.2	70.8	-2.0	-0.2	0.1
Soybean oil, all other types.....	06	4101312	-22.4	-0.5	-6.1	-8.3	-0.7	-1.3
Lard, inedible tallow, and grease, except wool grease.....	06	410132	-24.2	-6.8	-6.8	-4.8	-2.3	-0.1
Agricultural chemicals and chemical products.....	06	5	-8.7	1.9	0.0	-0.6	1.4	0.4
Mixed fertilizers.....	06	51	-3.6	0.0	0.8	0.4	0.6	0.6
Mixed fertilizers.....	06	5105	-3.6	0.0	0.8	0.4	0.6	0.6
Mixed fertilizers.....	06	510501	-3.6	0.0	0.8	0.4	0.6	0.6
Mixed fertilizers, made in plants which manufacture fertilizer materials.....	06	5105011	-2.3	0.0	0.0	-0.2	0.0	0.0
Mixed fertilizers, dry, mixing only.....	06	5105012	-2.5	-0.1	0.8	0.4	0.5	1.4
Mixed fertilizers, liquid, mixing only.....	06	5105013	-13.2	0.0	3.9	2.7	3.1	-1.5
Fertilizer materials.....	06	52	-7.7	4.0	-0.2	-1.6	3.0	0.8
Nitrogenates.....	06	5201	-11.3	5.9	-3.3	-6.1	3.9	2.6
Fertilizer materials of organic origin.....	06	520137	0.0	0.0	1.0	-0.1	-0.2	0.0
Synthetic ammonia, nitric acid, ammonium compounds, and urea.....	06	52013A	-12.2	6.5	-3.7	-6.7	4.3	2.9
Phosphates.....	06	5202	-4.1	2.2	3.0	2.7	2.2	-0.9
Phosphoric acid, 52-54 percent APA, superphosphates and other phosphate fertilizer materials.....	06	52026A	-4.1	2.2	3.0	2.7	2.2	-0.9
Other agricultural chemicals.....	06	53	-12.2	0.5	-0.3	0.0	0.1	0.0
Other agricultural chemicals.....	06	5301	-12.2	0.5	-0.3	0.0	0.1	0.0
Lawn and garden pesticides and chemicals.....	06	530107	-3.5	0.0	-0.6	0.0	0.0	0.0
Household and institutional pesticides and chemicals.....	06	530108	0.6	0.0	0.4	0.0	0.0	0.0
Agricultural and commercial pesticides and chemicals.....	06	530109	-13.3	0.5	-0.4	0.0	0.1	0.0
Plastic resins and materials.....	06	6	-6.3	-0.4	-1.2	2.3	-0.3	1.2
Thermoplastic resins and plastics materials.....	06	62	-5.6	-0.4	-1.2	2.5	0.0	0.7
Thermoplastic resins and plastics materials.....	06	6212	-5.6	-0.4	-1.2	2.5	0.0	0.7
Thermoplastic resins and plastics materials.....	06	621201	-5.6	-0.4	-1.2	2.5	0.0	0.7
Thermosetting resins and plastics materials.....	06	63	-10.7	-0.1	-0.9	1.2	-2.3	4.9
Thermosetting resins and plastics materials.....	06	6306	-10.7	-0.1	-0.9	1.2	-2.3	4.9

See footnotes at end of table.

Table 7. Producer price index percentage changes for commodity and service groupings and individual items, not seasonally adjusted — Continued
 [April 2024]

Title	Commodity code		Unadjusted 12-month percent change ¹	Unadjusted 1-month percent change ¹				
	Group code	Item code		Apr. 2023 to Apr. 2024 ^P	Nov. to Dec.	Dec. to Jan. ^P	Jan. to Feb. ^P	Feb. to Mar. ^P
Thermosetting resins and plastics materials.....	06	630601	-10.7	-0.1	-0.9	1.2	-2.3	4.9
Other chemicals and allied products.....	06	7	1.3	0.3	0.3	-0.3	0.3	0.4
Soaps and detergents.....	06	71	1.8	1.1	0.1	0.4	0.1	0.2
Soaps and other detergents.....	06	7104	1.8	1.1	0.1	0.4	0.1	0.2
Soaps and detergents, commercial, industrial, and institutional.....	06	710401	5.1	3.0	0.4	0.4	0.2	0.9
Commercial, industrial, and institutional hard surface cleaners.....	06	71040101	4.0	-0.1	0.5	0.3	0.0	3.9
Commercial, industrial, and institutional laundry detergents.....	06	71040102	4.5	0.0	0.0	0.0	4.0	0.5
Commercial, industrial, and institutional dishwashing detergents.....	06	71040103	7.4	7.4	0.0	0.0	0.0	0.0
Commercial, industrial, and institutional metal cleaners.....	06	71040104	3.8	0.0	0.0	0.1	3.7	0.0
Dairy, farm, and food plant cleaners, sanitizers, etc.....	06	71040106	2.6	0.0	0.0	2.6	0.0	0.0
Commercial, industrial, and institutional soaps, excluding specialty cleaners.....	06	71040107	1.3	0.0	1.5	0.0	0.0	0.4
Household detergents.....	06	710402	0.6	0.0	0.0	0.0	0.0	-0.2
Household alkaline detergents and cleaners.....	06	7104021	-0.1	0.1	0.0	0.0	0.1	-1.1
Household dry and liquid laundry detergents.....	06	7104022	0.0	0.0	0.0	0.0	0.0	0.0
Soaps, excluding specialty cleaners, household.....	06	710403	1.2	0.8	0.0	1.7	0.0	0.0
Polish and other sanitation goods.....	06	72	0.8	0.0	0.1	0.4	0.1	0.3
Polish and other sanitation goods.....	06	7201	0.8	0.0	0.1	0.4	0.1	0.3
Polishing preparations and related products.....	06	720103	-0.5	0.0	-0.1	0.0	-0.1	0.0
Specialty cleaning and sanitation products.....	06	720105	1.4	0.0	0.2	0.7	0.1	0.5
Disinfectants, nonagricultural, industrial and institutional.....	06	7201051	1.3	0.0	0.3	0.0	0.0	1.0
Air and room fresheners.....	06	7201053	0.0	0.0	-0.1	0.0	0.0	0.1
Laundry fabric softeners and rinses, liquid and dry.....	06	7201058	2.1	0.0	0.1	0.0	0.0	0.0
Other specialty cleaning and sanitation products.....	06	7201059	2.0	0.0	0.1	1.9	0.4	0.2
Cosmetics and other toilet preparations.....	06	75	1.8	0.0	0.0	0.6	0.1	0.0
Shaving preparations.....	06	7502	-0.5	0.0	-0.7	0.0	0.0	0.0
Shaving preparations.....	06	750206	-0.5	0.0	-0.7	0.0	0.0	0.0
Perfumes, toilet waters, and colognes.....	06	7503	1.1	0.0	0.0	1.1	0.0	0.0
Perfumes, toilet waters, and colognes.....	06	750306	1.1	0.0	0.0	1.1	0.0	0.0
Hair preparations (including shampoos).....	06	7504	1.4	0.0	0.0	0.8	0.5	0.1
Hair preparations (including shampoos).....	06	750407	1.4	0.0	0.0	0.8	0.5	0.1
Hair preparations incl professional, consumer, and cream/gel shampoos.....	06	75040701	0.2	0.0	0.0	0.0	0.0	0.1
Hair tonics and hair dressings incl professional and consumer use.....	06	75040702	5.7	0.0	0.0	3.5	2.1	0.0
Toothpastes, denture cleaners, and mouthwashes.....	06	7505	2.0	0.0	0.0	0.0	0.0	0.0
Denture cleaners, mouthwashes, gargles, and rinses.....	06	750504	3.1	0.0	0.0	0.0	0.0	0.0
Creams, lotions, and oils, excluding shaving, hair, and deodorant.....	06	7514	0.2	0.0	0.0	0.2	0.0	0.0
Creams, lotions, and oils, excluding shaving, hair, and deodorant.....	06	751401	0.2	0.0	0.0	0.2	0.0	0.0
Other cosmetics and toilet preparations.....	06	7515	2.9	0.0	0.0	1.0	0.0	0.0
Other cosmetics and toilet preparations.....	06	751501	2.9	0.0	0.0	1.0	0.0	0.0
Misc. chemical prod. and preparations.....	06	79	1.0	0.2	0.5	-1.1	0.6	0.8
Explosives and blasting accessories.....	06	7902	4.4	-0.4	3.2	1.4	0.2	0.2
Explosives and blasting accessories.....	06	790234	4.4	-0.4	3.2	1.4	0.2	0.2
Industrial gases.....	06	7903	6.8	0.8	2.3	-4.7	3.3	4.5
Carbon dioxide.....	06	790302	7.0	-0.6	2.2	2.6	-0.5	1.9
Nitrogen.....	06	790303	-18.3	4.9	-4.8	-6.4	6.6	4.9
Oxygen.....	06	790304	4.5	0.1	3.6	-1.7	3.2	-1.2
Argon and hydrogen.....	06	790309	9.8	4.2	-1.6	2.5	-1.2	-3.1
Other industrial gases (including fluorocarbon and acetylene).....	06	790312	16.2	-0.2	4.3	-7.9	4.0	8.4
Adhesives and sealants.....	06	7904	-0.1	-0.2	0.1	-0.5	0.7	0.1
Synthetic resin and rubber adhesives.....	06	790402	-0.7	-0.3	0.0	-0.8	0.9	0.2
Epoxy adhesives.....	06	7904021	1.5	0.0	0.0	0.0	0.4	0.0
Other synthetic resin and rubber adhesives.....	06	7904026	-1.4	-0.3	-0.4	-0.2	1.4	0.0
Structural sealants (load bearing).....	06	790407	0.8	0.0	0.0	0.0	0.8	0.0
Nonstructural caulking compounds and sealants.....	06	79040A	1.1	0.0	0.6	0.0	0.5	0.0
Surface active agents.....	06	7905	0.6	0.0	0.0	0.0	0.0	0.0
Surfactants (bulk surface active agents).....	06	790502	2.0	0.0	0.0	0.0	0.0	0.0
Gum and wood chemicals, including wood distillation products.....	06	7906	-3.8	-0.1	0.5	2.8	-0.8	0.3
Gum and wood chemicals, including wood distillation products.....	06	790607	-3.8	-0.1	0.5	2.8	-0.8	0.3
Other miscellaneous chemical products.....	06	7909	-0.5	0.4	0.0	-0.6	-0.3	0.0
Carbon black, all processes.....	06	790918	-1.0	-2.8	2.2	-3.2	-1.4	-3.6
Printing ink.....	06	790919	0.3	0.2	-0.1	-0.4	0.0	0.0
Gravure printing inks.....	06	7909192	0.1	0.0	0.0	0.2	0.0	0.0
Lithographic and offset inks.....	06	7909193	0.5	0.0	0.0	0.0	0.4	0.0
News and nonheat web offset printing inks.....	06	79091931	2.0	0.0	0.0	0.0	4.8	0.0

See footnotes at end of table.

Table 7. Producer price index percentage changes for commodity and service groupings and individual items, not seasonally adjusted — Continued
[April 2024]

Title	Commodity code		Unadjusted 12-month percent change ¹	Unadjusted 1-month percent change ¹				
	Group code	Item code		Apr. 2023 to Apr. 2024 ^P	Nov. to Dec.	Dec. to Jan. ^P	Jan. to Feb. ^P	Feb. to Mar. ^P
Publication and commercial web inks.....	06	79091932	0.5	0.0	0.0	0.0	0.0	0.0
Sheet-fed general inks.....	06	79091933	-0.5	0.0	0.0	0.0	0.0	0.0
Sheet-fed packaging inks.....	06	79091934	0.6	0.0	0.0	0.0	0.0	0.0
Flexographic printing inks.....	06	7909194	-5.3	0.0	0.0	-1.4	0.0	0.0
Nonimpact/digital inks.....	06	7909195	4.5	0.6	-0.4	0.2	-1.4	0.0
All other printing inks.....	06	7909196	2.5	0.4	0.0	0.0	-0.1	-0.2
Water-treating compounds.....	06	790961	-5.8	3.3	0.1	-0.1	-0.4	0.0
Automotive chemicals.....	06	790991	1.5	0.0	0.0	-0.2	0.0	1.9
All other chemical preparations, including essential oils, matches, and gelatin.....	06	790999	0.3	0.4	-0.3	-0.6	-0.3	0.3
Rubber and plastic products.....	07	—	-0.7	-0.2	0.1	0.0	0.3	0.6
Rubber and rubber products.....	07	1	-0.1	-0.2	-0.1	0.3	0.5	0.8
Synthetic rubber, inc. styrene-butadiene rubber (SBR) and ethylene propylene.....	07	11	-0.1	-1.5	-1.6	1.2	3.6	4.3
Synthetic rubber.....	07	1102	-0.1	-1.5	-1.6	1.2	3.6	4.3
Synthetic rubber, inc. sbr and ethylene propylene.....	07	110224	-0.1	-1.5	-1.6	1.2	3.6	4.3
Tires, tubes, tread, & repair materials.....	07	12	-1.0	0.0	0.0	0.0	-0.1	0.0
Tires.....	07	1201	-1.0	0.0	0.0	0.0	-0.1	0.0
Pneumatic tires (including passenger, truck, bus, tractor, industrial, and other tires).....	07	12010	-1.1	0.0	0.0	0.0	-0.1	0.0
Passenger car pneumatic tires.....	07	120104	-0.4	0.0	0.2	0.0	-0.1	0.0
Truck and bus (including off-the-highway) pneumatic tires.....	07	120105	-4.5	0.0	-0.3	0.2	-0.1	0.0
Tread rubber, tire sundries, and repair materials.....	07	1203	-0.4	0.3	0.0	0.0	0.0	0.0
Tread rubber, tire sundries, and repair materials.....	07	120354	-0.4	0.3	0.0	0.0	0.0	0.0
Miscellaneous rubber products.....	07	13	0.6	0.1	0.3	0.3	-0.1	0.1
Rubber and plastics footwear, including athletic footwear.....	07	1301	1.9	0.0	-1.2	2.5	0.0	0.0
Rubber and plastics footwear, including athletic footwear.....	07	130109	1.9	0.0	-1.2	2.5	0.0	0.0
Rubber and plastic belts and belting.....	07	1303	-0.1	0.0	1.0	0.0	0.0	0.0
Flat rubber and plastics belts and belting.....	07	130371	-0.7	0.0	1.2	0.0	0.0	0.0
Rubber and plastics transmission belts and belting (excluding flat).....	07	130372	0.8	0.0	0.7	0.0	0.0	0.0
Rubber and plastics hose.....	07	1304	-0.4	0.0	-0.4	0.2	0.9	0.3
Rubber and plastics hose.....	07	130411	-0.4	0.0	-0.4	0.2	0.9	0.3
Industrial rubber and plastics hose without fittings.....	07	1304116	0.0	0.0	0.0	0.0	0.0	0.0
Rubber and plastics water hose (incl. fire, irrigation, etc.).....	07	1304117	-7.5	0.0	0.2	0.8	0.0	1.4
Rubber and plastics hose for on- and off-highway motor vehicles.....	07	1304118	3.1	0.0	-1.5	0.0	2.8	0.0
Miscellaneous rubber products, n.e.c.....	07	1306	0.9	0.1	0.4	0.3	-0.3	0.1
All other industrial rubber products.....	07	130604	2.9	0.3	0.5	1.5	-1.5	0.0
All other miscellaneous rubber goods.....	07	130606	1.1	0.0	1.5	-0.1	0.0	-0.1
Rubber compounds or mixtures for sale or interplant transfer.....	07	130612	-1.6	0.4	0.4	0.0	0.0	0.5
Rubber products for mechanical use.....	07	130617	1.6	0.0	0.0	0.0	0.0	0.0
Molded rubber mechanical goods automotive.....	07	1306171	1.4	0.0	0.0	0.0	0.0	0.0
Molded rubber mechanical goods, transportation/off-highway.....	07	1306172	-0.6	0.0	-1.1	0.0	0.0	0.0
Other molded rubber mechanical goods (excluding tubing).....	07	1306179	4.4	0.0	1.3	0.0	0.0	0.0
Other extruded rubber mechanical goods (excl. auto)(excl. tubing).....	07	130617C	0.7	0.0	0.0	0.0	0.0	0.0
Rubber coated fabrics, garments, and footwear.....	07	130618	5.3	0.0	3.4	0.0	0.0	0.1
Plastic products.....	07	2	-0.8	-0.1	0.2	-0.1	0.3	0.5
Plastic construction products.....	07	21	-1.2	-0.4	0.5	-0.2	0.0	0.6
Plastics construction products.....	07	2106	-1.2	-0.4	0.5	-0.2	0.0	0.6
Plastics pipe.....	07	210603	-6.9	-1.3	0.3	-0.7	-0.5	1.4
Plastics drain, waste, and vent pipe.....	07	2106031	-7.9	-1.4	1.7	-2.2	-1.2	1.0
Plastics water pipe.....	07	2106033	-7.6	-2.0	1.1	-1.7	-0.3	2.1
Plastics sewer, stormdrain, and water main pipe.....	07	2106038	-7.7	-0.7	-1.8	0.2	-0.3	1.2
Other plastics pipe.....	07	210603B	-7.8	0.0	0.0	0.0	0.0	1.2
Plastics pipe fittings and unions.....	07	210604	0.7	0.6	0.2	-0.1	1.1	1.4
Plastics plumbing fixtures.....	07	210605	0.4	-0.9	1.2	0.0	0.0	0.0
Other plastics construction products.....	07	210606	2.0	0.1	0.5	0.0	0.2	0.1
Building and construction polystyrene foam products.....	07	2106061	-7.2	0.3	0.4	0.1	0.0	0.0
Building & construction fabricated plastics products (excl foam, plumbing fixtures, hardware).....	07	2106063	3.4	0.1	0.5	0.0	0.2	0.2
Unsupported plastic film, sheet and other shapes.....	07	22	-3.5	0.5	-1.1	0.7	0.2	1.0
Unsupported plastics film, sheet, and other shapes.....	07	2205	-3.5	0.5	-1.1	0.7	0.2	1.0
Unsupported plastics film, sheet, and other shapes.....	07	220501	-3.5	0.5	-1.1	0.7	0.2	1.0
Unlaminated polyethylene film and sheet.....	07	2205011	-4.7	0.0	-0.1	1.0	-0.1	0.0
Unlaminated vinyl and vinyl copolymer film and sheet.....	07	2205013	—	0.0	-3.0	0.0	—	—

See footnotes at end of table.

Table 7. Producer price index percentage changes for commodity and service groupings and individual items, not seasonally adjusted — Continued
 [April 2024]

Title	Commodity code		Unadjusted 12-month percent change ¹	Unadjusted 1-month percent change ¹				
	Group code	Item code		Apr. 2023 to Apr. 2024 ^P	Nov. to Dec.	Dec. to Jan. ^P	Jan. to Feb. ^P	Feb. to Mar. ^P
Miscellaneous unlaminated plastics film and sheet	07	2205014	-2.4	-0.1	-0.1	0.4	1.7	2.2
Unlaminated plastics profile shapes	07	2205015	-3.7	1.0	-2.8	0.0	-0.4	1.1
Laminated plastic sheets, rods, and tubes	07	23	2.4	0.6	0.1	0.0	0.0	0.4
Laminated plastics plates, sheet (except packaging), and shapes	07	2304	2.4	0.6	0.1	0.0	0.0	0.4
Laminated plastics plates, sheet (except packaging), and shapes	07	230401	2.4	0.6	0.1	0.0	0.0	0.4
Parts for manufacturing from plastics	07	26	-0.8	-0.1	0.1	-0.1	0.8	0.0
Parts for transportation equipment	07	2601	-0.7	0.0	0.0	0.0	1.1	0.0
Parts for transportation equipment	07	260105	-0.7	0.0	0.0	0.0	1.1	0.0
Transportation polyurethane foam products	07	2601051	0.2	0.0	0.2	0.0	0.0	0.0
Transportation fabricated plastic parts (excluding foam and reinforced plastics)	07	2601052	-0.7	0.0	0.0	0.0	1.2	0.0
Other parts and components for manufacturing	07	2602	1.4	0.3	0.5	0.0	0.0	0.0
Other parts and components for manufacturing	07	260205	1.4	0.3	0.5	0.0	0.0	0.0
All other miscellaneous polyurethane foam products	07	2602051	0.9	0.0	0.0	0.0	1.0	0.1
Electrical & electronic fabricated plastics (excl. foam and reinforced plastics)	07	2602052	3.8	1.9	0.0	0.0	0.0	0.0
All other polystyrene foam products incl. transportation application uses	07	2602053	-0.2	-1.7	2.6	0.0	0.0	0.0
Industrial machinery plastics products, excl foam (incl gears, bearings, bushings, cams)	07	2602054	0.3	0.0	0.0	0.0	0.0	0.0
Foam components for furniture	07	2603	-5.1	-1.0	0.0	-0.6	0.0	0.0
Foam components for furniture	07	260305	-5.1	-1.0	0.0	-0.6	0.0	0.0
Other plastic products	07	29	1.8	0.1	0.6	0.3	0.1	0.9
Other plastics products	07	2901	1.8	0.1	0.6	0.3	0.1	0.9
Custom compounding of purchased resins and color concentrates	07	290196	1.7	-0.1	1.1	-0.1	0.2	1.6
All other reinforced and fiberglass plastics products	07	290197	2.2	0.6	-0.1	0.9	-0.2	0.0
Products made of foam other than polystyrene or polyurethane	07	290198	-	0.0	0.5	-	-	-
Plastic packaging products	07	2A	-0.8	-0.3	0.8	-0.5	0.3	0.6
Plastics packaging products	07	2A01	-0.8	-0.3	0.8	-0.5	0.3	0.6
Plastics packaging products	07	2A0101	-0.8	-0.3	0.8	-0.5	0.3	0.6
Other plastics packaging products, excluding film, sheet, foam and bottles	07	2A01012	-0.9	-0.7	1.1	-0.3	0.5	1.2
Packaging polyurethane foam products	07	2A01013	-0.1	0.0	0.0	0.0	0.0	0.0
Plastics bottles	07	2A01014	0.7	0.3	0.8	-0.9	0.2	0.1
Polystyrene foam food containers	07	2A01015	-3.0	-0.2	-0.3	-0.4	0.2	-0.6
Polystyrene foam protective shipping pads, shaped cushioning, etc... ..	07	2A01016	-5.9	-1.4	1.1	-0.4	0.0	0.0
Consumer, institutional, and commercial products, n.e.c.	07	2B	0.3	-0.1	0.0	0.1	0.3	0.2
All other consumer, institutional, and commercial products	07	2B01	0.3	-0.1	0.0	0.1	0.3	0.2
All other consumer, institutional, and commercial products	07	2B0101	0.3	-0.1	0.0	0.1	0.3	0.2
Consumer and institutional polystyrene foam products	07	2B01011	-2.2	-0.2	-0.4	0.1	-0.1	0.4
Consumer and institutional polyurethane foam products	07	2B01013	0.0	0.0	0.0	0.0	0.0	0.0
Consumer/institutional/commercial fabricated plastics products	07	2B01015	0.8	-0.1	0.0	0.1	0.4	0.1
Recyclable plastics	07	2C	-	-3.8	-1.0	-3.6	-	-
Recyclable plastics	07	2C01	-	-3.8	-1.0	-3.6	-	-
Recyclable plastics	07	2C0101	-	-3.8	-1.0	-3.6	-	-
Lumber and wood products	08	-	-1.3	0.3	0.0	0.5	0.2	0.6
Lumber	08	1	-2.1	1.8	0.7	0.8	1.3	1.6
Softwood lumber	08	11	-4.3	0.2	1.2	1.5	3.2	1.4
Softwood cut stock and dimension	08	1105	-15.5	-0.2	0.2	-0.9	2.7	0.0
Softwood cut stock and dimension	08	110503	-15.5	-0.2	0.2	-0.9	2.7	0.0
Softwood lumber, not edge worked	08	1106	-4.0	0.3	1.4	1.8	3.5	1.6
Softwood lumber, not edge worked	08	110601	-4.0	0.3	1.4	1.8	3.5	1.6
Softwood dressed lumber, less than 2 inches in nominal thickness, not edge worked	08	1106012	-12.8	0.8	0.4	10.1	7.7	6.5
Softwood dressed 2-inch lumber, 2 inches in nominal thickness only, not edge worked	08	1106013	0.4	1.9	2.0	2.3	4.8	1.3
Softwood dressed lumber and timbers, more than 2 inches in nominal thickness, not edge worked	08	1106014	-14.0	-3.2	3.1	-2.7	2.2	2.7
Softwood lumber, made from purchased lumber	08	1107	1.6	0.1	0.2	-0.2	0.1	0.4
Softwood lumber, made from purchased lumber	08	110701	1.6	0.1	0.2	-0.2	0.1	0.4
Hardwood lumber	08	12	1.4	4.1	0.1	-0.1	-1.3	1.8
Hardwood cut stock and dimension	08	1203	4.9	0.2	1.0	1.0	1.2	1.2
Hardwood cut stock and dimension	08	120311	4.9	0.2	1.0	1.0	1.2	1.2
Hardwood flooring	08	1204	0.5	0.1	0.1	0.2	-1.0	0.9

See footnotes at end of table.

Table 7. Producer price index percentage changes for commodity and service groupings and individual items, not seasonally adjusted — Continued
 [April 2024]

Title	Commodity code		Unadjusted 12-month percent change ¹	Unadjusted 1-month percent change ¹				
	Group code	Item code		Apr. 2023 to Apr. 2024 ^P	Nov. to Dec.	Dec. to Jan. ^P	Jan. to Feb. ^P	Feb. to Mar. ^P
Oak and maple hardwood flooring.....	08	120401	0.8	0.1	0.1	0.4	-1.0	1.0
Hardwood flooring, other than oak and maple.....	08	120402	-3.5	0.0	0.0	-3.5	0.0	0.0
Hardwood lumber, not edge worked.....	08	1205	2.5	7.4	-0.2	-0.5	-2.5	2.3
Hardwood lumber, not edge worked.....	08	120501	2.5	7.4	-0.2	-0.5	-2.5	2.3
Millwork.....	08	2	-0.3	-0.3	0.0	1.4	-0.3	0.4
General millwork.....	08	21	1.3	0.2	0.1	1.8	0.0	0.4
General millwork.....	08	2101	1.3	0.2	0.1	1.8	0.0	0.4
Stock wood kitchen cabinets, related cabinetwork and countertops.....	08	210102	-0.2	0.0	0.0	0.1	0.0	0.0
Stock wood kitchen cabinets and related cabinetwork for permanent installation.....	08	2101021	-0.3	0.0	0.0	0.1	0.0	0.0
Custom wood kitchen cabinets, bathroom vanities, and related cabinetwork.....	08	210105	3.9	0.0	0.0	3.6	0.0	0.0
Custom wood kitchen cabinets and related cabinetwork not sold direct to customer at retail.....	08	2101051	5.2	0.0	0.1	4.8	0.0	0.0
Custom wood kitchen cabinets, bathroom vanities, and related cabinet work sold at retail.....	08	2101052	1.3	0.0	0.0	1.2	0.0	0.0
Wood window units.....	08	210112	3.2	0.0	0.0	3.2	0.0	0.0
Double hung wood window units.....	08	2101121	3.1	0.0	0.0	3.1	0.0	0.0
Casement wood window units.....	08	2101122	3.1	0.0	0.0	3.1	0.0	0.0
All other wood window units, including horizontal sliding, awning and single hung.....	08	2101123	3.6	0.0	0.0	3.6	0.0	0.0
Wood sash, excluding sash shipped in window units.....	08	210122	3.5	0.0	0.0	3.5	0.0	0.0
Wood window & door frames, incl. door frames in door units, excl. window frames in window units.....	08	210132	-7.8	1.0	0.0	1.0	0.0	1.1
Wood panel, flush, & molded face doors, interior & exterior, incl. doors with glazed sections.....	08	210142	2.5	0.1	0.0	2.6	-0.2	0.8
Other wood doors, incl. garage, patio, bifold, cabinet, screen, storm and louver.....	08	210152	2.7	0.0	0.5	2.7	0.0	0.0
Wood moldings.....	08	210162	-2.3	-0.2	-0.1	0.1	0.1	-0.3
Mirror and picture frames and framed pictures.....	08	210175	4.3	0.0	0.0	3.2	0.0	0.0
Other wood millwork products, including stairwork, exterior millwork, and softwood flooring.....	08	210183	3.0	1.2	0.2	0.2	0.1	3.2
Prefabricated structural members.....	08	22	-4.6	-1.6	-0.3	0.1	-1.1	0.3
Prefabricated structural members.....	08	2201	-4.6	-1.6	-0.3	0.1	-1.1	0.3
Laminated veneer lumber.....	08	220107	-8.8	0.7	-0.2	1.3	-0.2	0.0
Other engineered structural wood members, excluding trusses & laminated veneer lumber.....	08	220108	-3.8	0.0	-1.9	0.2	0.1	-0.1
Wood trusses.....	08	220109	-4.2	-2.2	0.0	0.0	-1.5	0.4
Plywood.....	08	3	1.4	1.0	-0.1	-1.2	-0.2	1.1
Softwood veneer and plywood.....	08	31	3.6	0.2	0.7	-2.0	-0.3	1.2
Softwood veneer and plywood.....	08	3103	3.6	0.2	0.7	-2.0	-0.3	1.2
Softwood veneer and plywood.....	08	310303	3.6	0.2	0.7	-2.0	-0.3	1.2
Softwood veneer, incl. veneer backed w/ paper, cloth, or other flexible material.....	08	3103031	8.7	-1.2	-0.5	-0.2	2.8	2.8
Softwood plywood products: rough, sanded, and specialties.....	08	3103035	0.9	0.9	1.3	-2.9	-1.9	0.4
Hardwood veneer and plywood.....	08	35	-1.4	2.0	-1.1	-0.1	-0.1	1.0
Hardwood veneer and plywood.....	08	3501	-1.4	2.0	-1.1	-0.1	-0.1	1.0
Hardwood veneer, including veneer backed with paper, cloth, or other flexible material.....	08	350102	-3.2	0.4	-0.2	-0.5	0.0	1.6
Hardwood plywood.....	08	350104	0.1	5.5	-2.3	-0.2	0.1	0.1
Hardwood veneered panels, including two-ply veneers.....	08	350107	0.2	-0.8	-0.9	1.1	-0.7	1.2
Other wood products.....	08	4	-4.4	-0.1	-0.7	-0.3	0.1	0.1
Wood pallets and pallet containers, wood and metal combination.....	08	41	-11.9	-0.6	-0.8	-1.0	-0.2	-1.0
Wood pallets and pallet containers.....	08	4101	-11.9	-0.6	-0.8	-1.0	-0.2	-1.0
Wood pallets and pallet containers, wood and metal combination.....	08	410101	-11.9	-0.6	-0.8	-1.0	-0.2	-1.0
Wood boxes.....	08	42	-4.6	-0.1	-3.1	0.1	-0.7	4.2
Wood boxes.....	08	4201	-4.6	-0.1	-3.1	0.1	-0.7	4.2
Nailed and lock-corner wood boxes.....	08	420101	0.0	0.0	0.0	0.0	0.0	0.0
Wood box and crate shook.....	08	420102	-5.1	-0.2	-0.8	0.2	-1.5	1.3
Other wood container parts and wood containers.....	08	420127	-5.2	0.0	-6.2	0.0	0.0	8.4
Miscellaneous wood products.....	08	49	5.6	0.6	-0.3	0.5	0.5	0.7
Wood ties, siding, shingles, and shakes, and contract sawing of logs owned by others.....	08	4903	5.1	-1.6	-0.2	-1.4	0.0	0.0
Wood ties, siding, shingles, and shakes, and contract sawing of logs owned by others.....	08	490301	5.1	-1.6	-0.2	-1.4	0.0	0.0
Sawn wood fence stock, wood lath, and contract resawing and planing.....	08	4904	0.0	0.0	0.0	0.0	0.0	0.0

See footnotes at end of table.

Table 7. Producer price index percentage changes for commodity and service groupings and individual items, not seasonally adjusted — Continued
 [April 2024]

Title	Commodity code		Unadjusted 12-month percent change ¹	Unadjusted 1-month percent change ¹				
	Group code	Item code		Apr. 2023 to Apr. 2024 ^P	Nov. to Dec.	Dec. to Jan. ^P	Jan. to Feb. ^P	Feb. to Mar. ^P
Sawn wood fence stock, wood lath, and contract resawing and planing.....	08	490401	0.0	0.0	0.0	0.0	0.0	0.0
All other miscellaneous wood products.....	08	4909	6.2	0.8	-0.4	0.8	0.6	0.9
All other miscellaneous wood products.....	08	490901	6.2	0.8	-0.4	0.8	0.6	0.9
Logs, bolts, timber, pulpwood and wood chips.....	08	5	-2.1	-0.3	0.1	-0.5	0.0	0.0
Logs, bolts, timber, pulpwood and wood chips.....	08	51	-2.1	-0.3	0.1	-0.5	0.0	0.0
Logs, bolts, timber, pulpwood and wood chips.....	08	5105	-2.1	-0.3	0.1	-0.5	0.0	0.0
Logs, bolts, timber and pulpwood.....	08	510502	-1.8	-0.1	0.0	-0.7	0.1	0.0
Wood chips, excluding field chips.....	08	510505	-3.3	-1.0	0.8	0.4	-0.3	0.0
Prefabricated wood buildings & components.....	08	6	1.1	0.0	-0.4	0.0	0.4	0.9
Prefabricated wood buildings & components.....	08	61	1.1	0.0	-0.4	0.0	0.4	0.9
Prefabricated wood buildings and components.....	08	6101	1.1	0.0	-0.4	0.0	0.4	0.9
Prefabricated stationary wood buildings, components (not sold as complete units).....	08	610101	5.4	-1.3	3.9	0.0	0.1	0.9
Prefabricated stationary wood buildings, precut packages (complete units).....	08	610102	0.0	0.0	-1.2	0.0	0.5	-0.2
Prefabricated stationary wood buildings, shipped in panel form (complete units).....	08	610103	2.6	0.5	-1.9	-0.1	0.5	2.3
Prefabricated stationary wood buildings, shipped in three-dimensional assemblies.....	08	610104	-1.1	-0.4	0.6	0.0	0.2	0.0
Prefabricated stationary wood buildings, three-dimensional assemblies, residential.....	08	6101041	-1.3	-0.4	0.7	0.0	0.2	0.0
Prefabricated stationary wood buildings, three-dimensional assemblies, nonresidential.....	08	6101042	0.1	0.0	0.0	0.0	0.0	0.0
Treated wood and contract wood preserving.....	08	7	-0.9	1.2	-0.1	-0.4	0.2	0.2
Treated wood and contract wood preserving.....	08	71	-0.9	1.2	-0.1	-0.4	0.2	0.2
Treated wood.....	08	7101	-1.0	1.2	-0.1	-0.4	0.2	0.2
Wood poles, piles, and posts owned and treated by the same establishment.....	08	710101	1.1	1.6	-0.6	-0.4	0.3	0.7
Other wood products owned and treated by the same establishment.....	08	710102	-3.6	0.7	0.6	-0.4	0.2	-0.5
Contract wood preservation.....	08	7102	1.4	0.3	0.0	0.5	0.0	0.6
Receipts for treating wood owned by others w/ arsenical chemicals, creosote, & other chemicals.....	08	710201	1.4	0.3	0.0	0.5	0.0	0.6
Pulp, paper, and allied products.....	09	—	0.9	-0.1	0.4	0.4	0.4	0.5
Pulp, paper, and prod., ex. bldg. paper.....	09	1	-0.3	-0.3	0.3	0.5	0.3	0.5
Wood pulp.....	09	11	-6.9	3.1	1.7	0.6	2.5	2.4
Wood pulp.....	09	1105	-6.9	3.1	1.7	0.6	2.5	2.4
Wood pulp.....	09	110501	-6.9	3.1	1.7	0.6	2.5	2.4
Special alpha and dissolving wood pulp, incl. sulfite and sulfate and other wood pulp.....	09	1105012	-4.6	3.7	1.8	0.7	2.8	3.5
All other miscellaneous pulp, other than wood, and pulp mill byproducts incl. turpentine.....	09	1105017	-24.6	-1.6	0.4	0.0	0.0	-6.8
Recyclable paper.....	09	12	90.8	2.7	8.0	12.9	10.2	-0.7
News and other low grade recyclable paper.....	09	1201	79.4	4.2	13.8	17.5	10.9	0.0
News and other low grade recyclable paper.....	09	120125	79.4	4.2	13.8	17.5	10.9	0.0
Corrugated recyclable paper.....	09	1203	95.2	1.6	6.5	11.2	9.5	-1.1
Corrugated recyclable paper.....	09	120325	95.2	1.6	6.5	11.2	9.5	-1.1
High grade recyclable paper (including pulp substitutes and deinking).....	09	1207	83.5	5.9	10.9	16.4	11.9	0.2
High grade recyclable (including pulp substitutes and deinking).....	09	120725	83.5	5.9	10.9	16.4	11.9	0.2
Paper.....	09	13	-1.2	0.1	0.3	0.3	-0.2	0.3
Writing and printing papers.....	09	1301	-3.7	0.0	0.7	-0.1	-0.8	-0.2
Bleached bristol, clay-coated, uncoated, and industrial converted paper.....	09	130119	-3.8	0.1	0.6	-0.1	-0.9	-0.6
Newsprint.....	09	1302	-26.5	-0.1	-1.5	-2.6	-0.9	-5.0
Newsprint.....	09	130291	-26.5	-0.1	-1.5	-2.6	-0.9	-5.0
Packaging and industrial converting paper.....	09	1303	1.9	0.1	-0.1	0.8	0.4	0.7
Coated and laminated single and multi-web paper.....	09	130321	-2.3	0.2	0.7	0.0	-0.1	0.0
Single-web paper, rolls and sheets, including waxed, for flexible packaging uses.....	09	1303211	0.1	0.0	0.1	0.0	0.0	0.0
Multiweb laminated rolls and sheets, except foil, for flexible packaging uses.....	09	1303213	-4.7	0.4	1.4	0.0	-0.1	0.1
Coated and laminated single and multi-web film.....	09	130322	2.6	0.0	-0.3	1.0	0.4	1.0
Single-web film, rolls, and sheets, including coextruded, for flexible packaging uses.....	09	130322A	4.0	-0.1	0.7	1.0	0.6	0.7
Single-web film, rolls, and sheets for flexible packaging uses.....	09	130322A1	4.1	0.0	0.9	0.7	0.6	0.6
Coextruded single-web film, for flexible packaging uses.....	09	130322A2	3.4	-0.8	-0.2	2.3	0.5	1.1

See footnotes at end of table.

Table 7. Producer price index percentage changes for commodity and service groupings and individual items, not seasonally adjusted — Continued
 [April 2024]

Title	Commodity code		Unadjusted 12-month percent change ¹	Unadjusted 1-month percent change ¹				
	Group code	Item code		Apr. 2023 to Apr. 2024 ^P	Nov. to Dec.	Dec. to Jan. ^P	Jan. to Feb. ^P	Feb. to Mar. ^P
All other coated and processed papers.....	09	1305	3.3	0.5	0.7	-0.2	-0.3	2.7
Converted foil for nonpackaging applications.....	09	130505	1.0	0.0	0.0	0.0	0.0	0.0
Other coated and processed papers, except for packaging uses.....	09	130506	4.1	0.7	0.8	-0.2	-0.4	3.5
Paperboard.....	09	14	-4.2	-1.5	0.7	-0.2	0.2	0.7
Corrugated paperboard in sheets and rolls, lined and unlined.....	09	1405	-0.6	0.5	1.1	0.0	0.0	0.0
Corrugated paperboard in sheets and rolls, lined and unlined.....	09	140551	-0.6	0.5	1.1	0.0	0.0	0.0
Paperboard, excluding corrugated paperboard in sheets and rolls.....	09	1411	-4.9	-2.0	0.7	-0.2	0.2	0.8
Recycled paperboard.....	09	141105	-4.3	-0.6	-0.9	-0.6	0.4	1.9
Unbleached kraft packaging and industrial converting paperboard.....	09	141107	-7.8	-3.6	0.3	-0.2	0.2	0.8
Bleached packaging and industrial converting paperboard.....	09	141112	-2.3	0.0	0.0	0.0	0.0	0.0
Converted paper and paperboard products.....	09	15	-1.5	-0.3	-0.3	0.2	-0.3	0.6
Sanitary paper products, including stock.....	09	1501	-2.7	-1.3	-0.2	0.2	-0.6	0.2
Sanitary paper products, including stock.....	09	150123	-2.7	-1.3	-0.2	0.2	-0.6	0.2
Sanitary tissue paper products, made in paper mills.....	09	1501233	-3.7	-0.6	-0.2	0.0	-0.1	-0.1
Disposable diapers and similar disposable products, purchased sanitary paper stock and wadding.....	09	1501234	0.0	0.0	0.0	0.0	0.0	0.0
Sanitary tissue paper products, made from purchased sanitary paper stock or wadding.....	09	1501235	-2.8	-4.2	-0.2	0.8	-2.5	1.4
Paper, plastic, and foil bags.....	09	1502	1.0	-0.1	0.1	-0.1	0.4	0.8
Uncoated single-web paper grocers' bags and sacks and variety and shopping bags.....	09	150214	5.6	0.0	0.0	0.0	4.3	0.0
Specialty bags, pouches and liners.....	09	150216	0.3	-0.1	0.1	-0.1	0.1	0.6
Plastics, foil, and coated paper bags.....	09	1502161	-1.2	0.0	0.0	-1.0	-0.1	-0.2
Specialty bags, pouches, and liners, multiweb laminations and foil, except film-film.....	09	15021612	-1.0	0.0	0.1	-0.8	-0.1	-0.2
Single-web film specialty bags, pouches, and liners.....	09	1502162	0.5	-0.1	0.1	0.0	0.1	0.7
Polyethylene grocery and variety bags and pouches.....	09	15021621	-2.0	0.0	0.0	0.1	0.0	0.0
Polyethylene refuse bags.....	09	15021622	-0.9	-0.5	-0.4	-1.2	-0.2	1.2
Other polyethylene bags, pouches, and liners.....	09	15021625	2.9	0.0	0.7	0.3	0.4	1.6
Coextruded single-web film specialty bags, pouches, & liners.....	09	15021626	1.1	0.0	0.0	1.0	0.0	0.0
Multiweb film/film combination specialty bags, pouches and liners.....	09	1502163	-0.3	0.0	0.1	-0.9	0.4	0.5
Paper boxes and containers.....	09	1503	-2.3	-0.1	-0.5	0.0	-0.4	0.7
Corrugated shipping containers.....	09	150301	-3.7	-0.1	-1.4	-0.4	0.5	0.9
Corrugated shipping containers for food and beverages and carryout boxes for retail food.....	09	1503011	-2.7	-0.1	-1.0	-0.3	-0.2	1.2
Corrugated shipping containers for paper and allied products.....	09	1503012	-8.6	-0.1	-0.2	-0.1	3.0	0.6
Corrugated shipping containers for metal and electrical machinery.....	09	1503013	-3.7	0.0	-5.7	0.0	0.4	2.4
Corrugated shipping containers for all other end uses.....	09	1503014	-2.4	0.0	-0.9	-0.7	0.3	0.3
Setup (rigid) paperboard boxes.....	09	150322	4.3	2.6	0.0	0.0	0.2	1.9
Folding paperboard boxes, packaging, and packaging components.....	09	150336	0.1	-0.3	1.3	0.9	-1.9	0.1
Folding paperboard boxes, packaging, and packaging components.....	09	15033601	0.1	-0.3	1.3	0.9	-1.9	0.1
Paperboard fiber drums with ends of any material.....	09	150337	3.8	0.0	0.1	0.4	0.4	2.3
Other corrugated and solid fiber products, including containers, pallets, pads, etc.....	09	1504	3.1	1.7	-0.2	0.2	0.4	1.5
Other corrugated and solid fiber products, including containers, pallets, pads, etc.....	09	150441	3.1	1.7	-0.2	0.2	0.4	1.5
Office supplies and accessories.....	09	1506	-0.3	0.3	-1.8	1.7	0.4	0.1
Envelopes.....	09	150636	-2.6	-0.7	-2.5	-0.7	1.1	0.3
Die-cut paper and paperboard office supplies.....	09	150646	13.8	0.0	6.1	0.0	0.0	0.0
Paper supplies for business machines and other misc. unprinted office supplies.....	09	150655	-2.5	2.3	-6.6	9.4	-0.3	0.6
Tablets, pads, and related products.....	09	150657	-2.2	-0.1	0.0	-0.1	-0.4	-1.4
Fiber cans, tubes, and similar fiber products.....	09	1507	1.5	0.1	0.0	0.0	-0.8	1.8
Fiber cans, all fiber and composite.....	09	150731	3.8	0.4	0.1	0.0	-3.5	4.5
Fiber cores and tubes.....	09	150732	0.3	0.0	0.0	0.0	0.6	0.5
Paperboard cones, reels, spools, bobbins, blocks, and all vulcanized fiber products.....	09	150733	0.0	0.0	0.0	0.0	0.0	0.0
Molded pulp goods, including egg cartons, florists pots, food trays, etc.....	09	1508	-3.8	-0.5	-0.3	0.9	-1.6	1.9
Molded pulp goods, including egg cartons, florists pots, food trays, etc.....	09	150814	-3.8	-0.5	-0.3	0.9	-1.6	1.9
Miscellaneous converted paper and paperboard products.....	09	1509	-1.0	-0.2	0.3	0.7	-0.2	-0.3
Pasted, lined, laminated, or surface-coated paperboard.....	09	150901	-1.6	0.0	0.0	-0.3	0.0	0.1
Wallcoverings.....	09	150902	0.4	0.0	0.0	0.0	0.0	0.0
Other sanitary paper products & misc. converted paper & paperboard products.....	09	150999	-1.0	-0.3	0.3	0.9	-0.2	-0.4
Miscellaneous converted paper and paperboard products.....	09	1509992	-1.4	-0.3	0.3	0.9	-0.2	-0.4
Pressure-sensitive products.....	09	16	-0.8	-0.9	0.0	-0.5	0.0	0.4
Pressure-sensitive products.....	09	1601	-0.8	-0.9	0.0	-0.5	0.0	0.4

See footnotes at end of table.

Table 7. Producer price index percentage changes for commodity and service groupings and individual items, not seasonally adjusted — Continued
 [April 2024]

Title	Commodity code		Unadjusted 12-month percent change ¹	Unadjusted 1-month percent change ¹				
	Group code	Item code		Apr. 2023 to Apr. 2024 ^P	Nov. to Dec.	Dec. to Jan. ^P	Jan. to Feb. ^P	Feb. to Mar. ^P
Pressure-sensitive products.....	09	160101	-0.8	-0.9	0.0	-0.5	0.0	0.4
Building paper & building board mill prods.....	09	2	21.7	3.0	0.1	-0.5	7.0	5.6
Hardboard, particleboard & fiberboard prods.....	09	22	21.7	3.0	0.1	-0.5	7.0	5.6
Particleboard and fiberboard.....	09	2201	22.7	3.2	0.1	-0.5	7.3	5.9
Particleboard made from particleboard produced at the same location...	09	220125	-7.3	-1.9	-0.6	0.0	0.1	0.0
Medium density fiberboard (MDF) made from MDF produced at the same location.....	09	220131	-	-	-	-0.2	0.4	-
Prefinished particleboard and medium density fiberboard (MDF) made from purchased materials.....	09	220141	-10.0	-1.0	-2.7	0.0	0.0	0.0
Hardboard products.....	09	2202	-0.3	-0.4	0.5	0.0	0.0	0.0
Hardboard products.....	09	220206	-0.3	-0.4	0.5	0.0	0.0	0.0
Publications, printed matter and printing material.....	09	4	2.0	0.0	0.8	0.2	0.2	0.0
Books printing.....	09	44	5.9	-0.5	2.2	0.5	0.0	2.3
Books printing.....	09	4401	5.9	-0.5	2.2	0.5	0.0	2.3
Books printing.....	09	440114	5.9	-0.5	2.2	0.5	0.0	2.3
Textbook printing and binding.....	09	4401141	-3.0	0.0	0.0	-0.8	0.0	0.0
Technical, scientific, & professional book printing & binding.....	09	4401143	-9.0	-7.0	0.0	-1.1	0.0	0.0
Religious book printing and binding.....	09	4401145	-0.6	0.0	0.0	-1.5	0.0	1.8
General book (trade, etc.) printing and binding.....	09	4401147	17.0	0.0	4.2	2.0	0.0	5.0
Other book and pamphlet printing and binding.....	09	440114E	2.4	-0.1	2.5	0.0	0.0	0.0
Manifold business forms printing.....	09	45	-	0.0	3.3	0.0	0.0	-
Manifold business forms printing.....	09	4501	-	0.0	3.3	0.0	0.0	-
Manifold business forms printing, excluding checkbooks.....	09	450105	-	0.0	3.3	0.0	0.0	-
Commercial printing.....	09	47	1.8	0.0	0.8	0.2	0.1	-0.2
Magazine and periodical printing.....	09	4701	-3.1	-0.1	-0.3	0.0	0.0	-2.1
Magazine and periodical printing (lithographic).....	09	470102	-3.1	-0.1	-0.3	0.0	0.0	-2.1
Label and wrapper printing for packaging.....	09	4702	0.1	0.0	0.0	0.0	0.0	0.0
Label and wrapper printing (lithographic).....	09	470202	0.0	0.0	0.0	0.0	0.0	0.0
Label and wrapper printing (flexographic).....	09	470205	0.4	0.0	0.0	0.0	0.0	0.0
Catalog and directory printing.....	09	4703	-1.2	0.0	0.5	0.0	0.0	-1.2
Catalog and directory printing (lithographic).....	09	470302	-1.2	0.0	0.5	0.0	0.0	-1.2
Advertising printing.....	09	4705	-0.9	0.0	0.3	0.0	0.0	-1.4
Advertising printing (lithographic).....	09	470506	-1.0	0.0	0.3	0.0	0.0	-1.4
Other general job printing.....	09	4706	6.3	0.0	0.2	1.1	0.0	1.9
Quick printing.....	09	470604	-	0.0	1.6	8.6	0.0	-
Other commercial and general job printing.....	09	470609	2.5	0.0	0.0	0.0	0.0	-0.1
Other commercial and general job printing (lithographic).....	09	4706091	2.6	0.0	0.0	0.0	0.0	-0.1
All other commercial and general job printing.....	09	4706094	1.4	0.0	0.0	0.0	0.0	0.0
Other commercial printing, incl. screen, engraving, digital, & general job exc. labels/wrappers.....	09	4711	3.6	0.2	1.9	0.0	0.4	-0.3
Commercial screen printing, excluding on garments, apparel accessories, & other fabric articles.....	09	471101	1.7	0.0	1.4	0.0	0.3	0.0
Screen printing (excluding on textiles, apparel, apparel accessories, and labels).....	09	4711012	1.7	0.0	1.4	0.0	0.3	0.0
Other commercial and general job screen printing.....	09	47110123	3.3	0.0	2.4	0.0	0.9	0.0
Digital printing.....	09	471103	4.2	0.2	2.3	0.0	0.5	-0.4
Blankbooks, binders, and bookbinding work.....	09	48	1.2	0.1	0.0	0.4	1.0	0.0
Tradebinding and related work.....	09	4802	1.9	0.1	-0.1	0.6	1.6	0.0
Miscellaneous binding and postpress work, incl collating, perforating, folding, gluing, etc.....	09	480203	-2.5	-0.3	-0.2	0.0	0.0	0.0
Softcover, pamphlet, sample book, and other binding of books and materials printed elsewhere.....	09	480204	1.4	0.0	0.0	0.1	0.5	-0.1
Services for the printing trade.....	09	49	1.1	0.0	0.0	0.2	0.0	0.0
Prepress services, including platemaking.....	09	4905	1.1	0.0	0.0	0.2	0.0	0.0
Prepress services, excl platemaking (incl film, assembled flats, color sep., typesetting, etc.).....	09	490501	-	0.0	0.0	0.0	0.0	-
Printing plates and cylinders, prepared for printing (excl blank plates and blank cylinders).....	09	490502	1.8	0.0	0.0	0.6	0.0	0.0
Metals and metal products.....	10	-	-2.4	1.4	1.3	0.6	-1.8	0.3
Iron and steel.....	10	1	-9.6	3.5	4.0	1.9	-7.2	-1.7
Iron ores.....	10	11	-7.7	-0.3	0.6	0.7	-1.3	-0.4
Iron ores.....	10	1105	-7.7	-0.3	0.6	0.7	-1.3	-0.4
Iron ores.....	10	110555	-7.7	-0.3	0.6	0.7	-1.3	-0.4
Iron and steel scrap.....	10	12	-15.9	9.7	1.9	-2.8	-9.7	0.6

See footnotes at end of table.

Table 7. Producer price index percentage changes for commodity and service groupings and individual items, not seasonally adjusted — Continued
[April 2024]

Title	Commodity code		Unadjusted 12-month percent change ¹	Unadjusted 1-month percent change ¹				
	Group code	Item code		Apr. 2023 to Apr. 2024 ^P	Nov. to Dec.	Dec. to Jan. ^P	Jan. to Feb. ^P	Feb. to Mar. ^P
Carbon steel scrap.....	10	1211	-17.0	9.9	2.3	-2.7	-10.9	-0.2
Heavy melting scrap.....	10	121191	-13.8	5.5	5.2	-1.9	-10.4	-0.4
Carbon steel scrap bundles.....	10	121192	-25.4	18.1	-1.2	-5.2	-12.2	0.1
Shredded carbon steel scrap.....	10	121193	-16.3	10.1	3.4	-2.4	-11.1	0.0
Cut plate and structural scrap.....	10	121194	-18.4	7.8	-2.1	-1.2	-10.9	-0.6
Stainless and other alloy steel scrap.....	10	1212	8.1	6.5	-1.5	-2.3	8.2	7.9
Stainless and other alloy steel scrap.....	10	121208	8.1	6.5	-1.5	-2.3	8.2	7.9
Cast iron scrap.....	10	1213	-22.4	8.7	-0.7	-3.3	-5.7	3.8
Cast iron scrap.....	10	121308	-22.4	8.7	-0.7	-3.3	-5.7	3.8
Other ferrous scrap.....	10	1215	-	12.7	-2.1	-	-	-
Other ferrous scrap.....	10	121501	-	12.7	-2.1	-	-	-
Foundry and forge shop products.....	10	15	0.7	0.9	0.7	0.6	0.4	-0.3
Pressure and soil pipe and fittings, cast iron.....	10	1502	1.1	0.0	2.1	0.0	0.0	-0.1
Cast iron pressure and soil pipe and fittings, except ductile pressure pipe.....	10	150227	-	0.0	4.6	0.0	0.0	0.0
Other gray and ductile iron castings.....	10	1504	0.3	0.2	1.3	0.1	-0.2	-0.2
Ductile iron castings (excluding pressure pipe & fittings).....	10	150413	-0.2	0.3	0.8	0.2	-0.5	-0.4
Gray iron castings (including molds and stools for heavy steel ingots).....	10	150419	1.1	0.0	2.0	0.1	0.0	0.1
Standard and pearlitic malleable iron castings.....	10	1505	-	43.3	1.2	0.0	0.0	-0.6
Standard and pearlitic malleable iron castings.....	10	150501	-	43.3	1.2	0.0	0.0	-0.6
Steel investment castings.....	10	1506	-3.9	0.0	0.0	0.0	0.0	-1.6
Steel investment castings.....	10	150624	-3.9	0.0	0.0	0.0	0.0	-1.6
Carbon steel castings, except investment.....	10	1507	4.6	0.0	0.4	0.2	0.0	0.0
Carbon steel castings, except investment.....	10	150701	4.6	0.0	0.4	0.2	0.0	0.0
High alloy steel castings, excluding investment.....	10	1508	0.9	0.0	-0.2	0.2	0.0	0.0
High alloy steel castings, excluding investment.....	10	150801	0.9	0.0	-0.2	0.2	0.0	0.0
Other alloy steel castings, except investment.....	10	1509	6.0	0.0	-3.9	0.0	0.0	0.0
Other alloy steel castings, except investment.....	10	150901	6.0	0.0	-3.9	0.0	0.0	0.0
Other forge shop products.....	10	1513	-0.4	0.0	0.9	1.6	1.4	0.0
Closed die forgings, ferrous.....	10	151359	1.4	-0.2	1.5	2.3	2.0	0.0
Hot impression die impact, press and upset steel forgings.....	10	15135912	1.8	-0.2	1.6	2.6	2.3	0.0
Hot impression die impact, press, and upset carbon steel forgings.....	10	151359121	-	0.0	4.2	-	-	-
Hot impression die impact, press, & upset alloy steel forgings, except stainless and high temp.....	10	151359122	-4.8	-0.4	-0.7	0.6	-0.1	0.0
Steel mill products.....	10	17	-9.8	2.4	5.3	3.5	-8.1	-2.7
Semifinished steel mill products.....	10	1702	-10.1	0.4	1.5	-0.6	-2.3	-1.2
Hot rolled steel bars, plates, and structural shapes.....	10	1704	-4.4	-0.7	0.2	2.4	0.3	-1.5
Hot rolled steel bars, plates, & structural shapes, alloy.....	10	170406	-	-	-	-2.0	-0.6	-
Hot rolled steel bars, plates, and structural shapes, carbon.....	10	170410	-3.9	-0.7	0.1	2.8	0.4	-1.5
Steel wire.....	10	1705	-10.4	0.4	0.6	0.1	-1.5	-0.7
Steel wire, carbon.....	10	170501	-7.2	0.2	0.6	0.1	-0.4	-0.5
Steel pipe and tube.....	10	1706	-11.9	-0.8	2.2	1.3	-2.6	-2.3
Steel pipe and tube, carbon.....	10	170652	-12.2	-1.0	3.2	1.6	-3.3	-3.0
Steel pipe and tube, stainless steel.....	10	170674	-9.5	-1.2	0.1	-0.1	-0.2	0.6
Cold rolled steel sheet and strip.....	10	1707	2.0	14.6	4.7	4.8	-12.6	-3.0
Cold rolled steel sheet and strip.....	10	170710	2.0	14.6	4.7	4.8	-12.6	-3.0
Cold finished steel bars and bar shapes.....	10	1708	-3.9	-1.0	3.2	0.0	-0.4	-1.7
Cold finished steel bars and bar shapes.....	10	170810	-3.9	-1.0	3.2	0.0	-0.4	-1.7
Electrometallurgical ferroalloy products.....	10	1712	-26.8	-1.0	-6.2	-1.6	-5.0	0.8
Electrometallurgical ferroalloy products.....	10	171201	-26.8	-1.0	-6.2	-1.6	-5.0	0.8
Nonferrous metals.....	10	2	0.0	0.7	-0.4	-0.1	1.6	2.6
Nonferrous metal ores.....	10	21	-1.7	1.0	-1.0	-1.0	2.8	2.8
Primary nonferrous metals.....	10	22	7.1	-1.5	0.6	2.4	1.1	3.2
Primary nonferrous metals.....	10	2201	7.1	-1.5	0.6	2.4	1.1	3.2
Copper cathode and refined copper.....	10	220131	-	-	-0.2	-	-	-
Other nonferrous metals, unalloyed.....	10	220181	-	-0.7	-0.2	-	-	-
Nonferrous scrap.....	10	23	2.0	3.1	-1.8	-0.7	3.9	4.0
Copper base scrap.....	10	2301	6.9	1.8	-0.4	1.6	4.1	5.9
No. 1 copper scrap, including wire.....	10	230101	7.7	1.8	-0.1	0.8	4.9	6.5
No. 2 copper scrap, including wire.....	10	230102	9.2	3.3	-1.3	2.0	6.1	8.2
Yellow brass scrap.....	10	230103	-0.3	0.4	-0.6	3.6	0.2	2.3
Aluminum base scrap.....	10	2302	10.3	1.7	0.2	3.2	-1.2	3.3
Used beverage can scrap.....	10	230205	3.1	-2.0	3.7	6.1	7.2	8.3

See footnotes at end of table.

Table 7. Producer price index percentage changes for commodity and service groupings and individual items, not seasonally adjusted — Continued
 [April 2024]

Title	Commodity code		Unadjusted 12-month percent change ¹	Unadjusted 1-month percent change ¹				
	Group code	Item code		Apr. 2023 to Apr. 2024 ^P	Nov. to Dec.	Dec. to Jan. ^P	Jan. to Feb. ^P	Feb. to Mar. ^P
Other nonferrous scrap (including lead, zinc and precious metals).....	10	2303	-11.4	6.3	-5.5	-7.7	10.0	2.6
Other nonferrous scrap (including lead, zinc and precious metals).....	10	230309	-11.4	6.3	-5.5	-7.7	10.0	2.6
Secondary nonferrous metals.....	10	24	-2.4	0.0	0.2	-0.9	2.7	2.8
Secondary aluminum.....	10	2402	-11.0	0.2	-1.1	0.2	0.4	0.7
Secondary aluminum.....	10	240229	-11.0	0.2	-1.1	0.2	0.4	0.7
Secondary copper, alloyed and unalloyed.....	10	2403	7.2	0.5	0.7	-0.4	1.9	3.5
Secondary copper, alloyed and unalloyed.....	10	240339	7.2	0.5	0.7	-0.4	1.9	3.5
Secondary precious metals.....	10	2406	15.0	0.7	2.7	-2.1	8.7	6.8
Secondary precious metals.....	10	240669	15.0	0.7	2.7	-2.1	8.7	6.8
All other miscellaneous secondary nonferrous metals, including lead and zinc.....	10	2408	-4.5	-1.4	0.2	-2.8	1.5	2.1
All other miscellaneous secondary nonferrous metals, including lead and zinc.....	10	240801	-4.5	-1.4	0.2	-2.8	1.5	2.1
Nonferrous mill shapes.....	10	25	-1.8	0.1	0.0	0.0	0.2	1.9
Aluminum mill shapes.....	10	2501	-4.4	-0.3	-0.7	0.2	-0.5	0.5
Extruded aluminum shapes, including rod, bar, and wire.....	10	250162	-5.5	-0.3	-0.2	-0.2	-0.4	0.3
Copper and brass mill shapes.....	10	2502	2.1	1.0	0.8	-0.8	1.9	4.7
Copper and copper alloy sheet, strip and plate.....	10	250237	-	1.9	0.0	-0.8	-	-
Copper and copper alloy rod, bar and shapes.....	10	250238	2.8	0.3	1.6	-1.3	2.4	4.2
Copper and copper alloy pipe and tube.....	10	250239	-0.6	1.9	-0.4	0.5	0.0	7.9
Nickel and nickel-base alloy mill shapes.....	10	2504	-11.1	-0.1	-4.2	2.9	-0.2	0.3
Nickel and nickel-base alloy mill shapes.....	10	250466	-11.1	-0.1	-4.2	2.9	-0.2	0.3
Titanium and titanium-base alloy mill shapes.....	10	2505	1.8	0.0	-0.2	0.7	0.0	0.4
Titanium and titanium-base alloy mill shapes.....	10	250505	1.8	0.0	-0.2	0.7	0.0	0.4
Other nonferrous mill shapes.....	10	2519	13.7	-0.2	6.6	-0.1	-0.3	5.6
All other nonferrous metal mill shapes, except precious metal.....	10	251935	16.9	-0.2	8.1	2.2	-0.5	3.2
Nonferrous wire and cable.....	10	26	-0.1	0.4	-0.1	0.1	0.6	3.0
Nonferrous wire and cable.....	10	2603	-0.1	0.4	-0.1	0.1	0.6	3.0
Electronic wire and cable.....	10	260301	-2.1	0.0	0.0	0.0	0.6	0.5
Copper wire and cable.....	10	260314	2.8	1.5	0.4	0.0	1.8	5.2
Power wire and cable.....	10	260332	11.4	-1.7	-0.1	-0.1	-2.3	0.6
Fiber optic cable.....	10	260333	-13.6	0.0	-3.7	0.0	0.0	0.0
Other wire and cable.....	10	260398	6.0	-2.0	1.5	2.1	-0.7	0.6
Nonferrous forge shop products.....	10	27	6.7	0.3	0.1	0.7	0.7	0.0
Nonferrous forge shop products.....	10	2701	6.7	0.3	0.1	0.7	0.7	0.0
Nonferrous forge shop products.....	10	270111	6.7	0.3	0.1	0.7	0.7	0.0
Hot impression die, impact, press and upset aluminum and other nonferrous forgings.....	10	27011111	7.4	0.3	0.1	0.8	0.8	0.0
Hot impression die, impact, press and upset aluminum and aluminum alloy forgings.....	10	270111111	2.9	0.5	-0.4	-0.1	1.5	0.0
Hot impression die, impact, press and upset titanium and titanium alloy forgings.....	10	270111112	8.7	0.0	0.0	2.0	0.0	0.0
Other nonferrous hot impression die impact, press, and upset forgings.....	10	270111113	40.1	0.6	4.7	0.0	1.2	0.0
Nonferrous foundry shop products.....	10	28	2.1	0.4	0.8	0.9	0.3	0.6
Aluminum castings.....	10	2802	1.1	0.5	0.4	0.9	0.3	0.1
Aluminum die-castings.....	10	280207	-1.8	0.9	-0.6	0.2	0.0	0.1
Aluminum castings, excluding die-castings.....	10	280208	6.0	-0.2	2.2	2.0	0.6	0.1
Castings, nonferrous (except aluminum).....	10	2807	4.2	0.4	1.6	0.9	0.3	1.5
Castings, nonferrous (except aluminum).....	10	280701	4.2	0.4	1.6	0.9	0.3	1.5
Nonferrous die-castings (except aluminum).....	10	2807011	-2.0	0.0	-0.1	-0.6	-0.2	0.0
Copper base castings (excluding die-castings).....	10	2807013	3.3	1.1	-0.1	0.2	1.1	4.6
Metal containers.....	10	3	-2.6	0.0	0.4	0.2	-0.1	-0.1
Metal cans and can components.....	10	31	-3.4	0.0	0.5	0.0	-0.1	-0.1
Steel cans and tinware end products.....	10	3102	-1.2	0.0	-0.4	0.0	-0.3	0.3
Steel cans and tinware end products.....	10	310231	-1.2	0.0	-0.4	0.0	-0.3	0.3
Aluminum cans and can components.....	10	3103	-4.9	0.0	1.0	0.0	0.0	-0.4
Aluminum cans and can components.....	10	310331	-4.9	0.0	1.0	0.0	0.0	-0.4
Barrels, drums, pails and other metal containers.....	10	32	1.2	0.1	0.2	1.1	0.0	0.0
Barrels, drums, pails and other metal containers.....	10	3201	1.2	0.1	0.2	1.1	0.0	0.0
Steel shipping barrels and drums (excl. beer barrels) (more than 12-gallon capacity).....	10	320106	6.0	0.3	0.0	5.2	0.0	0.0
All other metal containers.....	10	320107	-1.4	0.0	0.5	-0.8	0.0	0.0
Hardware.....	10	4	-0.6	-0.5	-0.3	0.6	-0.5	-0.1

See footnotes at end of table.

Table 7. Producer price index percentage changes for commodity and service groupings and individual items, not seasonally adjusted — Continued
 [April 2024]

Title	Commodity code		Unadjusted 12-month percent change ¹	Unadjusted 1-month percent change ¹				
	Group code	Item code	Apr. 2023 to Apr. 2024 ^P	Nov. to Dec.	Dec. to Jan. ^P	Jan. to Feb. ^P	Feb. to Mar. ^P	Mar. to Apr. ^P
Hardware, n.e.c.....	10	41	-1.2	-0.9	-0.7	1.0	-0.8	-0.1
Builders' hardware.....	10	4101	-0.9	-1.3	-1.1	1.5	0.0	0.0
Builders' hardware (lock units, key blanks, door & window hardware, cabinet hardware, etc.).....	10	410104	-0.9	-1.3	-1.1	1.5	0.0	0.0
Transportation equipment hardware.....	10	4103	0.1	0.0	-0.2	0.0	0.0	-0.4
Furniture hardware.....	10	4104	-1.2	0.0	-0.1	-0.4	0.0	0.3
Furniture hardware.....	10	410411	-1.2	0.0	-0.1	-0.4	0.0	0.3
Other miscellaneous hardware.....	10	4105	-7.4	-1.8	-0.2	2.3	-7.6	0.1
Other miscellaneous hardware.....	10	410502	-7.4	-1.8	-0.2	2.3	-7.6	0.1
Hand and edge tools.....	10	42	0.9	0.2	0.6	-0.3	0.1	0.0
Hand and edge tools.....	10	4201	0.9	0.2	0.6	-0.3	0.1	0.0
Mechanics hand service tools.....	10	420135	0.8	0.8	0.0	-0.7	0.6	0.0
Edge tools, hand operated.....	10	420145	0.3	0.0	0.3	0.0	0.0	0.0
All other misc handtools, including cutting dies, machine & power-driven (except metal cutting).....	10	420155	0.8	0.0	1.2	-0.3	0.0	0.0
Plumbing fixtures and fittings.....	10	5	1.8	-0.3	1.3	0.2	0.2	0.0
Plumbing fixture fittings and trim.....	10	54	1.4	0.0	1.3	0.0	0.0	0.0
Plumbing fixtures, fittings, and trim.....	10	5402	1.4	0.0	1.3	0.0	0.0	0.0
Lavatory and sink fittings.....	10	540218	2.1	0.0	1.6	0.0	0.0	0.0
Miscellaneous plumbing fixtures, fittings, and trim.....	10	540223	1.3	0.0	1.3	0.0	0.0	0.0
Enameled iron & metal sanitary ware.....	10	56	-	-2.5	2.3	-	-	-
Enameled iron and metal sanitary ware.....	10	5601	-	-2.5	2.3	-	-	-
Enameled iron and metal sanitary ware.....	10	560102	-	-2.5	2.3	-	-	-
Heating equipment.....	10	6	2.5	0.2	0.1	0.2	1.0	0.5
Steam and hot water equipment.....	10	61	-	0.0	0.0	0.0	-	-
Steam and hot water equipment.....	10	6101	-	0.0	0.0	0.0	-	-
Cast iron heating boilers, radiators and convectors.....	10	610106	-	0.0	0.0	0.0	-	-
Furnaces and heaters, including parts.....	10	62	2.6	0.0	0.2	0.1	1.3	0.0
Furnaces and heaters, including parts.....	10	6201	2.6	0.0	0.2	0.1	1.3	0.0
Furnaces and heaters, including parts.....	10	620146	2.6	0.0	0.2	0.1	1.3	0.0
Warm air furnaces, including parts.....	10	6201461	3.0	0.0	0.3	0.1	1.8	0.0
Warm air furnaces.....	10	62014611	3.1	0.0	0.3	0.1	1.4	0.0
Floor and wall furnaces, unit heaters, infrared heaters, & mechanical stokers, including parts.....	10	6201462	1.6	0.0	0.0	0.2	0.0	0.0
Other heating equipment, non-electric, including parts.....	10	63	2.1	0.9	-0.1	0.5	0.4	0.2
Other heating equipment, non-electric, including parts.....	10	6301	2.1	0.9	-0.1	0.5	0.4	0.2
Other heating equipment, non-electric, including parts.....	10	630161	2.1	0.9	-0.1	0.5	0.4	0.2
Domestic heating stoves.....	10	64	2.0	0.0	0.0	2.0	0.0	0.0
Domestic heating stoves.....	10	6401	2.0	0.0	0.0	2.0	0.0	0.0
Domestic heating stoves.....	10	640141	2.0	0.0	0.0	2.0	0.0	0.0
Domestic water heaters.....	10	66	3.5	0.0	0.0	0.0	1.6	1.8
Domestic water heaters.....	10	6601	3.5	0.0	0.0	0.0	1.6	1.8
Household water heaters, electric, for permanent installation.....	10	660101	4.0	0.0	0.0	0.0	1.9	2.0
Household water heaters, except electric.....	10	660114	3.3	0.0	0.1	0.0	1.4	1.7
Fabricated structural metal products.....	10	7	1.1	1.1	0.6	-0.3	0.0	0.4
Metal doors, sash, and trim.....	10	71	0.6	0.0	0.0	0.1	0.0	0.0
Metal doors and frames (except storm).....	10	7102	1.0	0.0	0.0	0.1	0.0	0.0
Metal doors and frames (except storm).....	10	710209	1.0	0.0	0.0	0.1	0.0	0.0
Metal windows (except storm sash).....	10	7103	-0.5	0.0	0.0	0.1	0.0	0.0
Metal windows (except storm sash).....	10	710313	-0.5	0.0	0.0	0.1	0.0	0.0
Metal molding and trim and store fronts.....	10	7104	-0.1	0.0	0.0	0.0	0.0	0.0
Metal molding and trim and store fronts.....	10	710413	-0.1	0.0	0.0	0.0	0.0	0.0
Metal combination screen, storm sash, and storm doors.....	10	7105	0.1	0.0	0.0	0.1	0.0	0.0
Metal combination screen, storm sash, and storm doors.....	10	710515	0.1	0.0	0.0	0.1	0.0	0.0
Metal window and door screens (except combination screens) and metal weather strip.....	10	7107	-0.1	0.0	0.0	0.0	0.0	0.0
Metal window and door screens (except combination screens) and metal weather strip.....	10	710717	-0.1	0.0	0.0	0.0	0.0	0.0
Metal tanks.....	10	72	3.0	0.8	1.1	0.0	0.0	-0.3
Metal tanks.....	10	7201	3.0	0.8	1.1	0.0	0.0	-0.3
Metal tanks, heavy gauge, including field-erected.....	10	720123	3.0	0.8	1.1	0.0	0.0	-0.3
Sheet metal products.....	10	73	1.8	0.2	-0.1	0.7	0.6	0.0

See footnotes at end of table.

Table 7. Producer price index percentage changes for commodity and service groupings and individual items, not seasonally adjusted — Continued
 [April 2024]

Title	Commodity code		Unadjusted 12-month percent change ¹	Unadjusted 1-month percent change ¹				
	Group code	Item code		Apr. 2023 to Apr. 2024 ^P	Nov. to Dec.	Dec. to Jan. ^P	Jan. to Feb. ^P	Feb. to Mar. ^P
Sheet metal products.....	10	7301	1.8	0.2	-0.1	0.7	0.6	0.0
Sheet metal air-conditioning ducts and stove pipe.....	10	730120	-1.3	0.0	0.0	0.0	-0.5	0.0
Sheet metal roofing and roof drainage equipment.....	10	730170	2.0	0.7	0.7	-0.7	0.0	0.0
Sheet metal electronic enclosures.....	10	7301C	1.2	0.0	0.1	-0.1	1.0	-0.2
Steel sheet metal computer & peripheral equipment enclosures.....	10	7301C1	-2.1	0.1	0.2	-0.2	0.1	-0.5
Aluminum sheet metal computer & peripheral equipment enclosures.....	10	7301C2	7.1	0.0	0.0	0.0	0.3	0.0
Other sheet metal electronic enclosures (excl. computers).....	10	7301C3	2.8	-0.1	-0.1	0.0	2.2	0.0
Other sheet metal work.....	10	7301G	3.4	0.1	-0.2	2.0	1.4	0.0
Aluminum and other sheet metal work.....	10	7301G3	-1.3	-0.2	-0.4	0.4	0.3	0.0
Structural, architectural, and pre-engineered metal products.....	10	74	0.1	2.0	0.8	-1.0	-0.3	0.9
Fabricated structural metal.....	10	7405	-1.3	2.4	0.5	-1.6	-0.7	-0.2
Fabricated structural metal bar joists and concrete reinforcing bars.....	10	74051	-0.2	3.8	1.5	-2.3	-1.4	-0.7
Fabricated structural iron & steel for industrial bldgs metal bar joists, short span.....	10	740510	6.8	0.3	7.6	-0.5	0.0	0.0
Fabricated structural iron & steel for commercial, residential, institutional, & public bldgs.....	10	740514	-1.9	4.7	0.0	-2.8	-1.7	-0.9
Other fabricated structural metal, including for bridges.....	10	74055	-2.1	1.2	-0.3	-1.0	0.0	0.3
Fabricated structural metal for bridges.....	10	740553	-4.9	3.0	-3.2	-3.4	-0.2	2.7
Other fabricated structural iron and steel, aluminum, and other metals.....	10	740554	-1.9	1.1	0.0	-0.7	0.0	0.1
Custom roll form products.....	10	7407	-7.1	3.0	3.4	-0.1	0.0	0.0
Custom roll form products.....	10	740775	-7.1	3.0	3.4	-0.1	0.0	0.0
Ornamental and architectural metal work.....	10	7408	8.4	0.0	0.4	0.5	0.8	5.9
Iron, steel, and aluminum stairs, staircases and fire escapes.....	10	740803	15.5	0.1	0.9	0.0	0.0	14.3
Steel and aluminum fences, gates (not wire), and railings and window guards.....	10	740813	4.1	0.0	0.1	0.5	0.1	4.2
Other architectural and ornamental metal work.....	10	74082	2.6	0.0	0.2	0.0	2.2	0.2
Other aluminum and metal architectural and ornamental work.....	10	740821	1.8	0.0	0.1	0.0	1.7	0.0
Fabricated metal pipe, tube, and fittings.....	10	7411	2.7	2.4	1.0	-0.6	-0.5	-0.4
Fabricated metal pipe, tube, and fittings.....	10	741151	2.7	2.4	1.0	-0.6	-0.5	-0.4
Heat exchangers and steam condensers.....	10	75	5.5	0.1	2.5	0.1	0.0	0.0
Heat exchangers and steam condensers.....	10	7501	5.5	0.1	2.5	0.1	0.0	0.0
Heat exchangers and steam condensers (except for nuclear applications).....	10	750103	0.5	0.2	0.0	0.1	0.0	0.0
Fabricated steel plate.....	10	76	0.0	0.0	0.0	0.0	0.0	0.0
Fabricated steel plate.....	10	7601	0.0	0.0	0.0	0.0	0.0	0.0
Fabricated steel plate.....	10	760102	0.0	0.0	0.0	0.0	0.0	0.0
Prefabricated metal buildings.....	10	79	3.6	0.6	0.6	0.2	0.6	0.2
Prefabricated metal building systems (excl. farm service bldgs, residential bldgs, and parts).....	10	7901	1.4	0.3	0.5	0.0	1.0	-1.0
Prefabricated metal building systems (excl. farm service bldgs, residential bldgs, and parts).....	10	790101	1.4	0.3	0.5	0.0	1.0	-1.0
Farm service buildings and other prefabricated and portable buildings, steel and aluminum.....	10	7902	0.2	0.3	1.1	0.0	0.0	0.4
Farm service buildings and other prefabricated and portable buildings, steel and aluminum.....	10	790201	0.2	0.3	1.1	0.0	0.0	0.4
Panels, parts, and sections for prefabricated buildings, steel and aluminum.....	10	7903	18.6	2.3	0.6	1.2	-0.8	5.6
Panels, parts, and sections for prefabricated buildings, steel and aluminum.....	10	790354	18.6	2.3	0.6	1.2	-0.8	5.6
Miscellaneous metal products.....	10	8	1.8	0.0	0.4	0.4	0.1	0.2
Bolts, nuts, screws, rivets, and washers.....	10	81	9.4	0.0	1.8	1.7	0.5	0.7
Externally threaded fasteners, except aircraft types.....	10	8102	0.1	0.1	-0.2	0.1	1.0	-1.9
Hex bolts, including heavy, tap-and-joint.....	10	810206	7.0	0.0	-1.7	0.0	2.4	1.0
Cap, set, machine, lag, flange, and self-locking screws, except aircraft types.....	10	810231	-0.6	0.3	0.6	0.2	-0.3	-0.1
Other metal bolts, incl. square, round, plow, high-strength structural, and bent.....	10	810262	-6.0	0.0	-0.1	0.0	6.5	-13.9
Other externally threaded metal fasteners, including studs, except aircraft types.....	10	810263	1.4	0.0	-0.7	0.0	0.0	0.0
Internally threaded fasteners, except aircraft types.....	10	8103	2.2	-0.2	1.4	0.0	0.4	0.0
Internally threaded fasteners, except aircraft types.....	10	810312	2.2	-0.2	1.4	0.0	0.4	0.0
Nonthreaded metal fasteners, except aircraft types.....	10	8104	2.9	0.0	1.0	-0.2	0.0	0.0
Nonthreaded metal fasteners, except aircraft types.....	10	810424	2.9	0.0	1.0	-0.2	0.0	0.0
Aircraft fasteners, except plastics (including aerospace).....	10	8105	26.6	0.0	5.6	5.7	0.0	5.0
Aircraft fasteners, except plastics (including aerospace).....	10	810536	26.6	0.0	5.6	5.7	0.0	5.0
Formed products, except fasteners, made by cold-, warm-, or hot-heading processes.....	10	8106	-	0.0	0.0	0.0	0.0	-

See footnotes at end of table.

Table 7. Producer price index percentage changes for commodity and service groupings and individual items, not seasonally adjusted — Continued
 [April 2024]

Title	Commodity code		Unadjusted 12-month percent change ¹	Unadjusted 1-month percent change ¹				
	Group code	Item code		Apr. 2023 to Apr. 2024 ^P	Nov. to Dec.	Dec. to Jan. ^P	Jan. to Feb. ^P	Feb. to Mar. ^P
Formed products, except fasteners, made by cold-, warm-, or hot-heading processes.....	10	810648	-	0.0	0.0	0.0	0.0	-
Lighting fixtures.....	10	83	2.1	0.1	0.0	0.3	0.8	-0.1
Residential electric lighting fixtures, except portable.....	10	8302	-0.4	0.0	-0.4	0.0	0.0	0.0
Residential electric lighting fixtures, except portable.....	10	830225	-0.4	0.0	-0.4	0.0	0.0	0.0
Commercial, institutional and industrial electric lighting fixtures.....	10	8303	3.3	0.2	0.0	0.6	1.1	-0.2
Commercial and institutional electric lighting fixtures, including parts and accessories.....	10	830302	3.7	0.2	0.0	0.7	1.2	-0.2
Industrial electric lighting fixtures, including parts and accessories.....	10	830304	-	0.0	0.0	0.0	0.0	-
Other lighting equipment.....	10	8305	0.9	0.0	0.0	0.1	0.6	0.0
Outdoor lighting equipment (including parts and accessories).....	10	830522	0.0	0.0	0.0	0.0	0.0	0.0
All other miscellaneous electric and nonelectric lighting equipment, incl parts and accessories.....	10	830524	1.5	0.0	0.0	0.1	1.0	0.0
Ammunition, except for small arms.....	10	85	-1.0	0.0	0.0	0.0	0.8	0.0
Ammunition, except for small arms.....	10	8501	-1.0	0.0	0.0	0.0	0.8	0.0
Ammunition, except for small arms.....	10	850101	-1.0	0.0	0.0	0.0	0.8	0.0
Ordnance and ordnance accessories, n.e.c.....	10	86	11.3	0.0	0.0	0.0	0.0	0.0
Ordnance and ordnance accessories, n.e.c.....	10	8601	11.3	0.0	0.0	0.0	0.0	0.0
Ordnance and ordnance accessories, n.e.c.....	10	860101	11.3	0.0	0.0	0.0	0.0	0.0
Fabricated ferrous wire products.....	10	88	-5.2	-0.8	0.0	0.1	-0.3	-0.1
Ferrous wire rope, cable, forms and strand.....	10	8801	-3.4	0.3	-0.1	0.0	0.0	0.0
Ferrous wire rope, cable, forms and strand.....	10	880101	-3.4	0.3	-0.1	0.0	0.0	0.0
Ferrous wire cloth, other woven wire products.....	10	8807	-1.9	-0.3	0.0	0.0	0.0	-0.6
Ferrous wire cloth, other woven wire products.....	10	880701	-1.9	-0.3	0.0	0.0	0.0	-0.6
Other fabricated ferrous wire products.....	10	8809	-5.5	-1.2	0.1	0.1	-0.4	-0.2
Steel fencing and fence gates.....	10	880993	-0.3	-0.9	-0.5	0.8	-0.1	0.0
Other fabricated ferrous wire products, n.e.c.....	10	880996	-6.2	-1.3	0.2	0.0	-0.5	-0.2
Steel nails, staples, tacks, spikes and brads.....	10	8812	-12.1	0.1	0.0	-0.2	-0.2	0.0
Steel nails, staples, tacks, spikes and brads.....	10	881201	-12.1	0.1	0.0	-0.2	-0.2	0.0
Other miscellaneous metal products.....	10	89	1.5	0.0	0.3	0.3	0.0	0.3
Wire springs.....	10	8904	0.9	0.0	1.0	0.0	0.0	-0.1
Precision mechanical wire springs.....	10	890424	-0.1	0.0	-0.2	0.0	0.0	-0.4
Precision mechanical extension- and torsion-type wire springs.....	10	8904241	-1.1	0.0	-0.3	0.0	0.0	-1.0
Precision mechanical compression-type springs.....	10	8904242	0.5	0.0	-0.2	0.0	0.0	0.0
Other metal products.....	10	8905	1.4	0.1	0.2	0.4	0.0	0.3
Automotive job stampings.....	10	890507	3.3	0.0	-0.2	0.9	-0.3	0.5
Precision turned products, automotive.....	10	890521	0.5	0.0	0.0	0.0	0.0	0.0
Precision turned products, except automotive.....	10	890522	-2.0	0.0	-0.1	0.3	0.0	-0.1
Metal powders, paste, and flake.....	10	890564	3.4	0.1	1.7	-0.2	1.4	0.6
Powder metallurgy parts, except bearings, gears, etc.....	10	890571	1.3	0.6	1.7	0.5	0.0	0.0
Other fabricated metal products.....	10	890589	-0.7	0.3	1.0	-0.4	0.4	0.1
Metal stampings n.e.c.....	10	8907	3.8	0.0	1.1	-0.1	0.2	0.4
Metal job stampings, except automotive.....	10	890701	5.3	0.0	1.5	-0.2	0.7	0.0
Recreational vehicle metal job stamping.....	10	8907011	-	0.0	2.9	-	-	-
Motor and generator metal job stamping.....	10	8907012	-	0.0	1.0	-	-	-
Other metal job stampings.....	10	8907013	3.0	0.0	1.5	-0.2	0.8	0.1
Other metal stampings, n.e.c., incl. stamped and pressed metal, and crowns and closures.....	10	890709	-	-	-	0.0	-0.7	0.9
Metal foil and leaf.....	10	8908	0.5	0.0	-0.1	0.0	0.0	0.3
Flexible packaging foil.....	10	890811	0.5	0.0	-0.1	0.0	0.0	0.3
Heavy gauge springs.....	10	8909	-0.6	-0.7	0.0	0.1	-0.5	0.1
Cold formed steel springs, except wire.....	10	890913	0.9	0.0	0.1	0.2	0.5	0.1
Machinery and equipment.....	11	-	3.1	0.1	0.9	0.4	0.2	0.4
Agricultural machinery and equipment.....	11	1	1.9	0.2	0.0	0.1	0.5	0.3
Agricultural machinery and equipment.....	11	14	1.9	0.2	0.0	0.1	0.5	0.3
Commercial turf and grounds care equipment, including parts and attachments.....	11	1401	1.3	0.4	-0.8	0.0	0.2	0.7
Commercial turf and grounds care equipment, including parts and attachments.....	11	140111	1.3	0.4	-0.8	0.0	0.2	0.7
Farm plows, harrows, rollers, pulverizers, etc., and attachments.....	11	1402	1.1	0.0	0.0	0.0	0.0	0.0
Farm plows, harrows, rollers, pulverizers, etc., and attachments.....	11	140211	1.1	0.0	0.0	0.0	0.0	0.0
Farm dairy equipment, sprayers and dusters, farm blowers, and attachments.....	11	1404	0.1	0.0	0.0	0.0	0.0	0.0
Farm dairy equipment, sprayers and dusters, farm blowers, and attachments.....	11	140411	0.1	0.0	0.0	0.0	0.0	0.0

See footnotes at end of table.

Table 7. Producer price index percentage changes for commodity and service groupings and individual items, not seasonally adjusted — Continued
 [April 2024]

Title	Commodity code		Unadjusted 12-month percent change ¹	Unadjusted 1-month percent change ¹				
	Group code	Item code		Apr. 2023 to Apr. 2024 ^P	Nov. to Dec.	Dec. to Jan. ^P	Jan. to Feb. ^P	Feb. to Mar. ^P
Planting, seeding, and fertilizing machinery and attachments.....	11	1405	1.7	1.3	1.5	0.7	0.7	0.0
Planting, seeding, and fertilizing machinery and attachments.....	11	140511	1.7	1.3	1.5	0.7	0.7	0.0
Harvesting machinery (except hay and straw) and attachments.....	11	1406	2.8	0.0	0.0	0.0	0.0	0.2
Harvesting machinery (except hay and straw) and attachments.....	11	140611	2.8	0.0	0.0	0.0	0.0	0.2
Haying machinery and attachments.....	11	1407	4.8	0.0	-1.4	0.0	0.3	1.1
Haying machinery and attachments.....	11	140711	4.8	0.0	-1.4	0.0	0.3	1.1
All other farm machinery and equipment, excluding parts, including attachments.....	11	1408	2.2	0.0	0.1	0.0	1.0	0.2
All other farm machinery and equipment, excluding parts, including attachments.....	11	140811	2.2	0.0	0.1	0.0	1.0	0.2
Parts for farm machinery, for sale separately.....	11	1409	0.7	-0.6	-0.1	0.0	0.0	0.2
Parts for farm machinery, for sale separately.....	11	140911	0.7	-0.6	-0.1	0.0	0.0	0.2
Construction machinery and equipment.....	11	2	4.1	0.1	0.5	0.2	0.0	0.4
Tractors and attachments, ex. parts.....	11	2A	5.6	0.1	0.9	0.4	0.0	1.6
Construction machinery for mounting (excluding parts, winches, snow clearing attachments).....	11	2A03	2.8	0.0	0.7	2.5	0.0	0.0
Construction machinery for mounting (excluding parts, winches, snow clearing attachments).....	11	2A0302	2.8	0.0	0.7	2.5	0.0	0.0
Tractor shovel loaders (skid steer, wheel, crawler, and integral design backhoes).....	11	2A04	0.9	0.1	0.6	0.0	0.0	0.0
Tractor shovel loaders (skid steer, wheel, crawler, and integral design backhoes).....	11	2A0406	0.9	0.1	0.6	0.0	0.0	0.0
Construction wheel and crawler tractors, dozers, self-propelled log skidders, etc.....	11	2A05	14.9	0.0	1.5	0.0	0.0	4.7
Construction wheel and crawler tractors, dozers, self-propelled log skidders, etc.....	11	2A0501	14.9	0.0	1.5	0.0	0.0	4.7
Power cranes, draglines, & shovels (excavators) (incl. surface mining equipment) (excl. parts).....	11	2B	3.6	0.0	0.3	0.0	0.0	0.0
Power cranes, draglines, & shovels (excavators) (incl. surface mining equip.) (excluding parts).....	11	2B05	3.6	0.0	0.3	0.0	0.0	0.0
Power cranes, draglines, & shovels (excavators) (incl. surface mining equip.) (excluding parts).....	11	2B0504	3.6	0.0	0.3	0.0	0.0	0.0
Mixers, pavers, and related equipment (excluding parts).....	11	2C	2.3	0.0	1.1	0.0	0.0	0.0
Mixers, pavers, and related equipment (excluding parts).....	11	2C01	2.3	0.0	1.1	0.0	0.0	0.0
Mixers, pavers, and related equipment (excluding parts).....	11	2C0109	2.3	0.0	1.1	0.0	0.0	0.0
Off-highway, equipment, ex. parts.....	11	2D	4.3	0.0	2.2	0.0	0.0	-0.6
Graders, rollers & compactors, rough-terrain forklifts, scrapers, trenchers, etc. (excl. parts).....	11	2D03	3.4	0.0	1.4	0.0	0.0	0.0
Graders, rollers & compactors, rough-terrain forklifts, scrapers, trenchers, etc. (excl. parts).....	11	2D0301	3.4	0.0	1.4	0.0	0.0	0.0
Misc. construction machinery and equipment.....	11	2J	1.4	0.5	0.0	0.2	0.0	0.0
Winches, aerial work platforms, and automotive wrecker hoists, including parts and attachments.....	11	2J01	1.5	1.1	0.0	0.0	0.1	0.0
Winches, aerial work platforms, and automotive wrecker hoists, including parts and attachments.....	11	2J0101	1.5	1.1	0.0	0.0	0.1	0.0
Other construction machinery and equipment (excluding parts).....	11	2J03	1.3	0.0	0.0	0.3	-0.2	0.0
Other construction machinery and equipment (excluding parts).....	11	2J0301	1.3	0.0	0.0	0.3	-0.2	0.0
Parts for construction machinery and equipment, sold separately.....	11	2K	11.8	-0.2	0.1	0.3	0.0	0.4
Parts for construction machinery and equipment, sold separately.....	11	2K01	11.8	-0.2	0.1	0.3	0.0	0.4
Parts for cranes, draglines, and shovels (including surface mining equipment) (sold separately).....	11	2K0101	19.6	-0.5	-0.6	0.0	0.1	0.0
Parts for off-highway wheel tractors and shovel loaders (sold separately).....	11	2K0102	10.2	0.0	0.6	-1.3	0.0	0.0
Parts for other construction machinery (sold separately).....	11	2K0103	5.9	0.0	0.7	0.8	0.0	0.8
Metalworking machinery and equipment.....	11	3	4.5	0.1	1.3	0.3	0.3	0.4
Power-driven handtools, including parts and attachments.....	11	32	5.7	0.0	-0.6	0.0	0.0	0.0
Power-driven handtools, including parts and attachments.....	11	3211	5.7	0.0	-0.6	0.0	0.0	0.0
Power-driven handtools, including parts and attachments.....	11	321101	5.7	0.0	-0.6	0.0	0.0	0.0
Power-driven handtools, pneumatic, hydraulic, and powder-actuated.....	11	3211011	4.8	0.0	-0.8	0.0	0.0	0.0
Power-driven handtools, electric (except battery powered), including parts.....	11	3211014	6.9	0.0	0.0	0.0	0.0	0.0
Welding machines and equipment.....	11	33	3.3	0.0	0.2	1.4	1.7	0.0
Arc welding machines, components, and accessories, excluding electrodes and stud welding equip.....	11	3301	4.2	0.0	0.0	1.9	2.4	0.0
Arc welding machines, components, and accessories, excluding electrodes and stud welding equip.....	11	330175	4.2	0.0	0.0	1.9	2.4	0.0
Resistance welders, components, accessories, and electrodes.....	11	3302	2.1	0.0	0.0	2.1	0.0	0.0

See footnotes at end of table.

Table 7. Producer price index percentage changes for commodity and service groupings and individual items, not seasonally adjusted — Continued
 [April 2024]

Title	Commodity code		Unadjusted 12-month percent change ¹	Unadjusted 1-month percent change ¹				
	Group code	Item code		Apr. 2023 to Apr. 2024 ^P	Nov. to Dec.	Dec. to Jan. ^P	Jan. to Feb. ^P	Feb. to Mar. ^P
Resistance welders, components, accessories, and electrodes.	11	330276	2.1	0.0	0.0	2.1	0.0	0.0
Gas welding and cutting equipment, parts, attachments, and accessories.	11	3304	3.9	0.0	2.8	0.0	0.1	0.0
Gas welding and cutting equipment, parts, attachments, and accessories.	11	330461	3.9	0.0	2.8	0.0	0.1	0.0
Other welding equipment, components, and accessories (excluding arc, resistance, and gas).	11	3306	0.2	0.0	0.0	0.0	0.2	0.0
Other welding equipment, components, and accessories (excluding arc, resistance, and gas).	11	330629	0.2	0.0	0.0	0.0	0.2	0.0
Industrial process furnaces and ovens.	11	34	4.0	-0.1	0.2	0.5	0.1	0.9
Industrial process furnaces and ovens, except parts and attachments.	11	3407	4.3	0.3	0.2	0.5	0.1	1.2
Industrial process furnaces and ovens, except parts and attachments.	11	340711	4.3	0.3	0.2	0.5	0.1	1.2
Parts and attachments for industrial process furnaces and ovens.	11	3409	3.1	-1.3	0.2	0.3	0.1	0.0
Parts and attachments for industrial process furnaces and ovens.	11	340901	3.1	-1.3	0.2	0.3	0.1	0.0
Cutting tools and accessories.	11	35	6.8	-0.1	0.3	0.2	0.1	2.5
Small cutting tools.	11	3501	6.4	-0.1	0.2	0.1	0.1	3.5
End mills and milling cutters.	11	350144	2.8	-0.7	0.3	0.6	0.9	-0.5
Threading tools, including blanks, tips and inserts.	11	350145	2.4	0.0	1.0	0.0	0.0	0.0
Carbon and high-speed steel, shank, solid, tipped carbide twist drills.	11	350146	5.3	0.0	0.0	0.0	0.0	0.0
Taps, carbide indexable, and throwaway inserts for machine tools.	11	350147	2.8	0.0	0.0	0.0	0.0	0.0
Other cutting tools for machine tools, excluding tips and blanks.	11	350149	7.9	0.0	0.2	0.0	0.0	5.2
Other machine tool attachments and accessories.	11	3505	5.5	0.0	0.9	0.0	0.0	0.0
Other machine tool attachments and accessories.	11	350501	5.5	0.0	0.9	0.0	0.0	0.0
Abrasive products.	11	36	2.8	0.3	2.5	-0.1	0.7	-0.7
Nonmetallic sized grains, powders, and flour abrasives (incl. graded only).	11	3601	4.6	0.0	1.2	0.0	0.0	0.0
Nonmetallic sized grains, powders, and flour abrasives (incl. graded only).	11	360105	4.6	0.0	1.2	0.0	0.0	0.0
Nonmetallic abrasive products (including diamond abrasives).	11	3603	7.8	0.0	5.5	0.2	0.4	0.1
Nonmetallic abrasive products (including diamond abrasives).	11	360311	7.8	0.0	5.5	0.2	0.4	0.1
Nonmetallic coated abrasive products and buffing wheels, polishing wheels, and laps.	11	3605	3.0	0.0	1.0	0.2	1.7	0.0
Nonmetallic coated abrasive products and buffing wheels, polishing wheels, and laps.	11	360505	3.0	0.0	1.0	0.2	1.7	0.0
Metal cutting machine tools.	11	37	1.2	0.0	0.2	0.1	0.0	0.0
Other metal-cutting machine tools.	11	3720	1.8	0.0	0.4	0.0	0.0	0.0
Other metal-cutting machine tools.	11	372041	1.8	0.0	0.4	0.0	0.0	0.0
Metal machining centers.	11	3721	0.0	0.0	0.0	0.0	0.0	0.0
Metal machining centers.	11	372121	0.0	0.0	0.0	0.0	0.0	0.0
Rebuilt metal-cutting machine tools and parts for metal-cutting machine tools.	11	3753	1.6	0.0	0.0	0.7	0.0	0.0
Rebuilt metal-cutting machine tools and parts for metal-cutting machine tools.	11	375311	1.6	0.0	0.0	0.7	0.0	0.0
Metal forming machine tools.	11	38	11.0	0.0	0.0	0.6	0.0	0.0
Metal-forming machine tools (except rebuilt and parts).	11	3826	14.9	0.0	0.0	0.8	0.0	0.0
Metal punching and shearing (power & manual), and bending and forming machines (power only).	11	382611	1.2	0.0	0.0	0.0	0.0	0.3
Rebuilt metal-forming machine tools and parts for metal-forming machine tools.	11	3852	3.5	0.0	0.0	0.0	0.0	0.0
Rebuilt metal-forming machine tools and parts for metal-forming machine tools.	11	385205	3.5	0.0	0.0	0.0	0.0	0.0
Tools, dies, jigs, fixtures & ind. molds.	11	39	5.8	0.2	3.0	0.3	0.0	0.3
Special tools, dies, jigs, and fixtures.	11	3901	5.4	0.0	2.8	0.0	0.0	0.5
Special tools, dies, jigs, and fixtures.	11	390135	5.4	0.0	2.8	0.0	0.0	0.5
Jigs and fixtures, including parts.	11	3901351	3.6	0.0	1.5	0.0	0.0	0.2
Metalworking dies and die sets.	11	3901353	2.7	0.0	0.0	0.0	0.0	0.0
Standard punches, industrial prototypes, die parts & other special tooling for dies.	11	3901357	8.3	0.0	5.5	0.0	0.0	1.0
Industrial molds and mold boxes.	11	3903	6.4	0.6	3.3	0.7	0.0	0.0
Industrial injection-type molds made of metal for plastics.	11	390312	1.4	0.0	0.0	0.0	0.0	0.0
Other industrial molds and mold boxes.	11	390331	8.8	0.8	4.9	1.0	0.0	0.0
Metalworking machinery n. e. c.	11	3A	2.0	0.0	0.6	0.3	0.5	0.1
Rolling mill and other metalworking machinery, including assembly machines.	11	3A03	—	0.0	0.6	0.3	0.5	0.1
Rolling mill and other metalworking machinery, including assembly machines.	11	3A0310	—	0.0	0.6	0.3	0.5	0.1
General purpose machinery and equipment.	11	4	4.0	0.0	0.5	0.6	0.2	0.8

See footnotes at end of table.

Table 7. Producer price index percentage changes for commodity and service groupings and individual items, not seasonally adjusted — Continued
 [April 2024]

Title	Commodity code		Unadjusted 12-month percent change ¹	Unadjusted 1-month percent change ¹				
	Group code	Item code	Apr. 2023 to Apr. 2024 ^P	Nov. to Dec.	Dec. to Jan. ^P	Jan. to Feb. ^P	Feb. to Mar. ^P	Mar. to Apr. ^P
Pumps, compressors, and equipment.....	11	41	6.3	0.5	1.1	0.4	0.7	0.1
Industrial pumps, except hydraulic fluid power pumps.....	11	4102	11.3	0.0	2.3	0.0	1.3	0.0
Industrial pumps, except hydraulic fluid power pumps.....	11	410212	11.3	0.0	2.3	0.0	1.3	0.0
Parts and attachments for air and gas compressors and vacuum pumps...	11	4107	4.5	0.0	0.2	1.1	0.4	0.0
Parts and attachments for air and gas compressors, ex. refrigeration, ice making, & a/c.....	11	410701	4.5	0.0	0.2	1.1	0.4	0.0
Domestic water systems.....	11	4113	2.4	0.0	1.5	0.7	0.0	0.0
Domestic water systems.....	11	411311	2.4	0.0	1.5	0.7	0.0	0.0
Air and gas compressors and vacuum pumps.....	11	4115	5.3	0.4	0.2	0.9	0.9	0.2
Air and gas compressors and vacuum pumps.....	11	411501	5.3	0.4	0.2	0.9	0.9	0.2
Other pumps, including parts and attachments.....	11	4119	3.8	1.9	0.5	0.3	0.0	0.0
Parts and attachments for pumps.....	11	411911	4.4	0.0	0.7	0.1	0.0	0.0
All other pumps, including domestic sump, oil well, and oil field pumps.....	11	411915	3.6	2.7	0.4	0.3	0.0	0.0
Oil-well and oil-field pumps.....	11	4119153	5.5	0.0	0.5	0.5	0.0	0.0
Other pumps, except automotive circulating pumps, and measuring & dispensing pumps.....	11	4119155	4.1	3.2	0.4	0.4	0.0	0.0
Elevators, escalators, and other lifts.....	11	42	2.1	0.0	0.0	1.5	0.0	0.0
Elevators and moving stairways.....	11	4201	2.8	0.0	0.0	1.8	0.0	0.0
Elevators and moving stairways.....	11	420112	2.8	0.0	0.0	1.8	0.0	0.0
Parts and attachments for elevators and moving stairs (sold separately)...	11	4202	-1.4	0.0	-0.1	0.1	-0.1	0.0
Parts and attachments for elevators and moving stairs (sold separately).....	11	420221	-1.4	0.0	-0.1	0.1	-0.1	0.0
Fluid power equipment.....	11	43	4.0	0.0	1.0	0.3	-0.1	1.6
Fluid power pumps and parts.....	11	4301	3.6	0.1	0.8	0.1	-0.3	1.7
Fluid power pumps and motors, including parts.....	11	430114	3.6	0.1	0.8	0.1	-0.3	1.7
Fluid power valves.....	11	4302	4.6	0.1	1.0	1.3	0.0	0.8
Fluid power valves.....	11	430201	4.6	0.1	1.0	1.3	0.0	0.8
Nonaerospace type hydraulic directional control valves.....	11	4302013	6.4	0.0	0.0	3.1	0.0	0.6
Nonaerospace type pneumatic directional control valves.....	11	4302015	4.6	1.3	0.5	0.3	0.0	1.2
Aerospace type fluid power valves.....	11	430201A	2.9	0.0	0.0	1.3	0.0	0.0
Fluid power cylinders, actuators, accumulators, cushions, & parts.....	11	4303	3.3	0.0	1.7	0.0	-0.1	0.0
Non-aerospace hydraulic & all aerospace-type fluid power cylinders....	11	430312	4.0	0.0	2.1	0.0	0.0	0.0
Parts for hydraulic & pneumatic cylinders and actuators.....	11	430315	2.2	0.0	1.0	0.0	-0.6	0.0
Fluid power hose and tube fittings.....	11	4304	4.7	0.0	0.2	0.0	0.0	4.2
Fluid power hose and tube fittings.....	11	430406	4.7	0.0	0.2	0.0	0.0	4.2
Nonaerospace type flared (metal) fittings, couplings, and assemblies.....	11	4304062	1.4	0.0	0.3	0.0	0.0	0.0
Parts for fluid power valves.....	11	4305	2.0	0.0	1.8	0.0	0.0	0.0
Parts for fluid power valves.....	11	430501	2.0	0.0	1.8	0.0	0.0	0.0
Industrial material handling equipment.....	11	44	5.2	0.0	1.3	0.1	0.2	2.4
Conveying equipment, except parts and accessories.....	11	4402	10.3	0.0	2.6	0.1	0.0	6.0
Unit handling conveyors and conveying systems.....	11	440212	11.4	0.0	0.0	0.0	0.0	10.5
Unit handling gravity and trolley conveyors and conveying systems....	11	4402122	16.6	0.0	0.0	0.0	0.0	16.8
All other unit handling conveyors, including tow, belt, roller, pneumatic, portable, etc.....	11	4402124	3.4	0.0	0.1	0.0	0.0	1.1
Bulk material handling conveyors and conveying systems.....	11	440216	8.7	0.0	6.0	0.3	0.0	0.2
Industrial trucks, trailers, and stackers.....	11	4403	1.8	0.0	0.4	0.0	0.0	0.0
Industrial trucks, tractors, mobile straddle carriers & cranes, & automatic stacking machines.....	11	44035	1.7	0.0	0.4	0.0	0.0	0.0
Work trucks with lifting & handling equipment, riding, electric, self-propelled.....	11	440353	6.2	0.0	3.8	0.0	0.0	0.0
Work trucks with lifting & handling equipment, non-riding electric or any non-electric.....	11	440356	1.6	0.0	0.3	0.0	0.0	0.0
Work trucks not fitted with lifting & handling equipment, electric or non-electric.....	11	440357	0.7	0.0	-0.7	0.0	0.1	0.0
Bulk powered material moving equipment, dock boards, and metal pallets and skids.....	11	440358	-0.5	0.0	0.0	0.0	0.0	0.1
Parts and attachments for industrial trucks and tractors.....	11	440378	2.2	0.0	0.1	0.0	0.0	0.0
Hoists, overhead cranes, and monorail systems.....	11	4404	4.3	0.0	0.4	0.3	1.2	0.6
Hoists and parts and attachments for hoists (sold separately).....	11	440481	3.7	0.0	0.0	0.8	0.9	1.2
Overhead traveling cranes and monorail systems, including parts and attachments sold separately.....	11	440485	4.9	0.1	0.9	-0.3	1.5	0.0
Parts and accessories for conveyors and conveying systems.....	11	4406	2.2	0.0	1.9	-0.1	0.0	0.6
Parts and accessories for unit handling conveyors and conveying systems.....	11	440601	2.1	0.0	0.3	0.0	0.0	1.8
Parts and accessories for bulk material handling conveyors and conveying systems.....	11	440602	2.3	0.0	2.8	-0.2	0.0	0.0

See footnotes at end of table.

Table 7. Producer price index percentage changes for commodity and service groupings and individual items, not seasonally adjusted — Continued
 [April 2024]

Title	Commodity code		Unadjusted 12-month percent change ¹	Unadjusted 1-month percent change ¹				
	Group code	Item code	Apr. 2023 to Apr. 2024 ^P	Nov. to Dec.	Dec. to Jan. ^P	Jan. to Feb. ^P	Feb. to Mar. ^P	Mar. to Apr. ^P
Mechanical power transmission equipment.....	11	45	4.0	0.0	0.4	0.6	0.6	0.0
Speed changers, drives, gears.....	11	4501	1.7	0.0	0.0	0.0	0.7	0.0
Loose gear, pinions and racks.....	11	450108	2.5	0.0	0.0	0.0	0.5	0.0
Speed changers and industrial high speed drives & parts other than loose gearing.....	11	450117	1.1	0.0	0.0	0.1	0.8	0.0
Other power transmission equipment.....	11	4502	5.3	0.0	0.7	0.9	0.5	0.0
Mechanical power transmission equipment, excl. speed changers, drives, & gears.....	11	450212	5.8	0.0	0.8	1.0	0.6	0.0
Scales and balances.....	11	46	2.5	0.3	0.8	0.0	0.0	0.0
Vehicle and industrial scales.....	11	4611	2.4	0.2	0.6	0.0	0.0	0.0
Vehicle and industrial scales.....	11	461101	2.4	0.2	0.6	0.0	0.0	0.0
Motor truck and railroad track scales.....	11	4611011	0.2	0.1	0.7	0.0	0.0	0.0
Industrial scales (including automatic checkweigher and bulkweigher scales).....	11	4611012	2.7	0.4	0.4	0.0	0.0	0.0
Miscellaneous non-vehicle scales (crane, susp., tank, hopper, measuring dev, lab, bulk conveyer).....	11	4611013	8.0	0.0	0.7	0.0	0.0	0.0
Retail, commercial, household, and mailing scales and balances.....	11	4612	2.5	0.2	2.1	0.0	0.0	0.0
Retail, commercial, household, and mailing scales and balances.....	11	461201	2.5	0.2	2.1	0.0	0.0	0.0
Parts, attachments, and accessories for scales and balances.....	11	4613	2.9	0.8	0.2	0.1	0.0	0.0
Parts, attachments, and accessories for scales and balances.....	11	461301	2.9	0.8	0.2	0.1	0.0	0.0
Air purification equipment and industrial and commercial fans and blowers... 11	47		2.2	0.0	0.6	0.0	0.1	0.7
Fan, blower, air purification equipment.....	11	4701	2.2	0.0	0.6	0.0	0.1	0.7
Dust collection and other air purification equipment for cleaning incoming air.....	11	470143	0.6	-0.1	0.6	0.0	0.0	0.0
Air filters for air-conditioners and furnaces, etc., of 2400 CFM or less, except parts.....	11	4701431	2.5	0.0	1.6	0.0	0.0	0.0
Other dust collection and air purification equipment, except parts.....	11	4701432	0.3	-0.1	0.6	0.0	0.1	0.0
Parts for dust collection and air purification equipment.....	11	4701433	-3.5	-0.2	-1.8	0.0	0.0	0.0
Industrial and commercial fans and blowers.....	11	470145	4.5	0.0	0.9	0.0	0.2	1.6
Centrifugal blower filter units, and classes I-IV centrifugal fans, except parts.....	11	4701452	2.7	0.0	1.1	0.0	0.4	0.0
Other centrifugal fans and blowers, except parts.....	11	4701453	-	0.0	1.5	0.0	0.2	-
Axial fans and industrial propeller fans, except parts.....	11	4701457	1.9	0.0	0.0	0.0	0.0	0.1
Power roof ventilators, except parts.....	11	4701458	16.2	0.0	0.0	0.0	0.0	14.4
Parts and accessories for fans and blowers.....	11	4701459	7.0	0.1	0.0	0.0	0.1	0.0
Air conditioning and refrigeration equip.....	11	48	2.6	-0.3	-0.2	1.3	-0.3	1.0
Unitary air-conditioners, except air source heat pumps.....	11	4802	5.1	-1.0	0.1	2.2	-2.2	3.0
Unitary air-conditioners, except air source heat pumps.....	11	480222	5.1	-1.0	0.1	2.2	-2.2	3.0
Commercial refrigeration equipment.....	11	4803	0.6	0.0	-0.9	1.3	0.0	0.0
Commercial refrigeration equipment.....	11	480331	0.6	0.0	-0.9	1.3	0.0	0.0
All other miscellaneous refrigeration and air-conditioning equipment.....	11	4806	3.6	0.0	-0.4	0.0	3.7	0.0
All other miscellaneous refrigeration and air-conditioning equipment.....	11	480631	3.6	0.0	-0.4	0.0	3.7	0.0
Heat transfer equipment, including heat pumps.....	11	4807	2.7	-0.1	0.0	1.0	0.1	0.7
Heat transfer equipment, except dehumidifiers.....	11	480732	2.6	-0.2	-0.2	1.1	-0.3	0.7
Heat pumps.....	11	480734	3.7	0.0	1.0	0.6	2.3	0.5
Parts and accessories for air conditioning and heat transfer equipment.....	11	4809	0.0	0.0	0.3	0.7	0.0	0.0
Parts and accessories for air conditioning and heat transfer equipment.....	11	480901	0.0	0.0	0.3	0.7	0.0	0.0
Refrigeration condensing units.....	11	4815	0.7	0.2	0.2	0.0	0.0	0.0
Refrigeration condensing units.....	11	481511	0.7	0.2	0.2	0.0	0.0	0.0
Miscellaneous general purpose equipment.....	11	49	3.3	0.1	-0.1	0.7	0.6	0.2
Metal valves, except fluid power.....	11	4902	2.8	0.4	-1.3	0.3	0.2	0.3
Gates, globes, angles, and checks.....	11	490201	4.1	0.3	1.6	0.2	0.1	0.7
Gates, globes, angles, straightway (Y-type) checks, stop & check, 3- & 4-way, etc.....	11	4902011	3.4	0.0	1.9	0.5	0.2	0.7
Industrial valves for water works and municipal equipment.....	11	4902012	4.6	0.4	1.3	0.0	0.0	0.6
Industrial ball valves, incl. manual and power operated.....	11	490202	-	0.0	-6.2	0.6	0.0	0.0
Industrial butterfly valves, incl. manual and power operated.....	11	490203	6.0	0.2	1.1	3.1	0.0	0.0
Industrial plug valves.....	11	490204	9.3	5.4	0.0	0.0	0.0	0.0
Other industrial valves, including nuclear.....	11	490209	1.1	0.0	-4.4	0.4	0.4	0.2
Automatic regulating and control valves.....	11	490211	5.8	0.0	0.1	0.0	0.8	0.0
Metal pipe fittings, flanges, and unions.....	11	4903	1.0	-0.4	0.2	0.0	2.8	0.0
Metal pipe fittings, flanges, and unions.....	11	490301	1.0	-0.4	0.2	0.0	2.8	0.0
Ball and roller bearings.....	11	4905	2.9	0.6	0.3	2.5	0.2	0.0
Ball bearings, complete, unmounted.....	11	490531	2.1	-0.5	0.1	0.4	1.2	0.0
Mounted bearings, except plain.....	11	490534	2.2	-0.1	0.8	0.1	0.1	0.0

See footnotes at end of table.

Table 7. Producer price index percentage changes for commodity and service groupings and individual items, not seasonally adjusted — Continued
 [April 2024]

Title	Commodity code		Unadjusted 12-month percent change ¹	Unadjusted 1-month percent change ¹				
	Group code	Item code		Apr. 2023 to Apr. 2024 ^P	Nov. to Dec.	Dec. to Jan. ^P	Jan. to Feb. ^P	Feb. to Mar. ^P
Parts and components for ball and roller bearings, incl. balls and rollers.....	11	490535	-2.5	-0.5	-0.3	-1.1	1.0	0.0
Tapered roller bearings (including cups & cones), unmounted.....	11	490537	3.9	2.3	0.0	2.0	1.9	0.0
Other roller bearings, unmounted.....	11	490538	4.7	0.0	1.3	7.3	-3.7	0.0
Industrial patterns.....	11	4907	3.7	0.0	-0.7	0.0	0.7	0.0
Industrial patterns.....	11	490701	3.7	0.0	-0.7	0.0	0.7	0.0
Filters and strainers.....	11	4908	7.1	-0.1	0.7	0.0	0.2	0.0
Filters and strainers, except fluid power.....	11	490805	2.0	0.0	1.3	0.6	0.4	0.0
Industrial filters and strainers and reusable media, except fluid power.....	11	4908051	1.2	0.0	1.5	0.7	0.0	0.0
Nonreusable media for filters and strainers, except fluid power.....	11	4908052	7.4	0.0	0.0	0.0	1.2	0.0
Parts and accessories for filters and strainers, except fluid power....	11	4908053	1.4	0.0	1.0	0.0	2.8	0.0
Other miscellaneous general purpose equipment.....	11	4911	3.1	-0.4	0.6	0.9	0.4	0.4
Other miscellaneous general purpose equipment.....	11	491102	3.1	-0.4	0.6	0.9	0.4	0.4
Electronic computers and computer equipment.....	11	5	1.0	0.7	0.6	0.0	-0.2	0.6
Electronic computers.....	11	51	2.8	1.7	1.6	0.1	-0.6	1.6
Electronic computers.....	11	5101	2.8	1.7	1.6	0.1	-0.6	1.6
Personal computers and workstations (excluding portable computers)...	11	510114	0.7	2.2	-0.7	-0.2	-0.1	0.7
Portable computers, laptops, tablets and other single user computers...	11	510115	-2.7	0.0	-0.1	-0.1	-1.1	0.0
Host computers, multiusers (mainframes, UNIX and PC servers).....	11	510116	2.0	1.9	2.1	0.1	-0.6	1.9
Computer storage devices.....	11	52	-1.2	0.1	0.1	0.0	0.1	0.1
Computer storage devices (except parts, attachments and accessories)...	11	5201	-1.3	0.1	0.1	0.0	0.1	0.1
Computer storage devices (except parts, attachments and accessories).....	11	520101	-1.3	0.1	0.1	0.0	0.1	0.1
Computer peripheral equipment and parts.....	11	54	0.6	0.0	0.0	0.0	0.0	0.0
Parts, attachments, and accessories for computer terminals and peripherals.....	11	5405	1.2	0.0	0.0	0.0	0.0	0.0
Parts, attachments, and accessories for computer terminals and peripherals.....	11	540501	1.2	0.0	0.0	0.0	0.0	0.0
Computer terminals (including POS and funds-transfer devices) and other computer peripherals.....	11	5406	0.0	0.0	0.0	0.0	0.0	0.0
Computer terminals (including POS and funds-transfer devices) and other computer peripherals.....	11	540602	0.0	0.0	0.0	0.0	0.0	0.0
Special industry machinery and equipment.....	11	6	2.2	0.1	0.9	0.3	0.1	0.4
Food products machinery.....	11	61	4.4	1.3	1.9	0.1	0.0	0.0
Dairy and milk products plant machinery and equipment.....	11	6101	3.9	0.0	0.0	0.0	0.0	0.0
Dairy and milk products plant machinery and equipment.....	11	610111	3.9	0.0	0.0	0.0	0.0	0.0
Commercial food products machinery (except packaging and cooking equipment).....	11	6104	6.5	1.7	3.9	0.1	0.0	0.0
Commercial food products machinery (except packaging and cooking equipment).....	11	610409	6.5	1.7	3.9	0.1	0.0	0.0
Industrial food products machinery for processing foods, beverages, & animal & fowl feed.....	11	6105	2.0	1.1	0.1	0.1	0.0	0.0
Industrial food products machinery for processing foods, beverages, & animal & fowl feed.....	11	610501	2.0	1.1	0.1	0.1	0.0	0.0
Other industrial food and feed machinery.....	11	6105012	4.4	2.9	0.3	0.1	0.0	0.0
Machinery for sorting, grading, and cleaning fruits, vegetables, eggs, and for processing meat.....	11	6105013	0.1	0.0	0.0	0.0	0.0	0.0
Parts and attachments for industrial food and feed products machinery.....	11	6105014	3.9	0.1	0.0	1.1	0.0	0.0
Textile machinery and equipment.....	11	62	0.0	0.0	0.0	0.0	0.0	0.0
Textile machinery (except parts, attachments, and accessories).....	11	6212	0.0	0.0	0.0	0.0	0.0	0.0
Textile machinery (except parts, attachments, and accessories).....	11	621201	0.0	0.0	0.0	0.0	0.0	0.0
Textile machinery parts and attachments.....	11	6277	0.0	0.0	0.0	0.0	0.0	0.0
Textile machinery parts and attachments.....	11	627701	0.0	0.0	0.0	0.0	0.0	0.0
Sawmill and woodworking machinery.....	11	63	2.9	0.1	1.7	0.4	0.4	-0.1
Sawmill and woodworking machinery.....	11	6306	2.9	0.1	1.7	0.4	0.4	-0.1
Sawmill and woodworking machinery, excluding parts and attachments (sold separately).....	11	630602	3.2	0.1	1.9	0.5	0.4	0.0
Parts, attachments, & accessories for sawmill & woodworking machinery.....	11	630603	1.1	0.0	0.2	0.0	0.8	-0.2
Paper industries machinery.....	11	64	3.8	0.3	0.7	0.3	0.6	0.0
Paper industries machinery.....	11	6401	3.8	0.3	0.7	0.3	0.6	0.0
Paper industries machinery, excluding parts & attachments (sold separately).....	11	640114	4.4	0.1	0.6	0.2	0.9	0.0
Parts and attachments for paper industries machinery.....	11	640115	2.3	0.6	1.0	0.4	0.0	0.0

See footnotes at end of table.

Table 7. Producer price index percentage changes for commodity and service groupings and individual items, not seasonally adjusted — Continued
 [April 2024]

Title	Commodity code		Unadjusted 12-month percent change ¹	Unadjusted 1-month percent change ¹				
	Group code	Item code		Apr. 2023 to Apr. 2024 ^P	Nov. to Dec.	Dec. to Jan. ^P	Jan. to Feb. ^P	Feb. to Mar. ^P
Printing trades machinery and equipment.....	11	65	1.9	0.6	-0.1	-0.6	0.5	-0.2
Other printing machinery and equipment.....	11	6509	2.2	0.8	-0.1	-0.8	0.7	-0.3
Other printing machinery and equipment, incl. pre-press preparation equipment & plates.....	11	650912	4.1	1.5	-0.2	-1.5	1.2	-0.6
Parts, attachments, & accessories for printing trades machinery.....	11	650913	0.4	0.0	0.0	0.0	0.3	0.0
Other special industry machinery.....	11	66	1.5	-0.1	1.1	0.5	0.0	0.6
Plastics and rubber working machinery.....	11	6603	1.3	0.1	0.8	0.0	0.0	0.0
Plastics working machinery and equipment, excluding patterns and molds, including parts.....	11	66039	1.4	0.1	0.9	0.0	0.0	0.0
Plasticworking machinery (excluding parts).....	11	660391	1.1	0.1	0.4	0.0	0.0	0.0
Parts for plasticworking machinery.....	11	660395	2.8	0.0	3.1	0.0	0.0	0.0
Miscellaneous special industry machinery.....	11	6606	1.6	-0.1	1.2	0.5	0.1	0.7
Semiconductor manufacturing machinery and parts.....	11	660638	-0.3	0.0	0.2	0.0	0.2	0.1
Packing, packaging, and bottling machinery and parts.....	11	67	6.1	0.0	0.7	1.4	0.8	0.8
Packing, packaging, and bottling machinery and parts.....	11	6705	6.1	0.0	0.7	1.4	0.8	0.8
Packing, packaging, and bottling machinery, excluding parts.....	11	670501	6.1	0.0	0.6	1.4	0.8	0.9
Parts for packing, packaging, and bottling machinery.....	11	670502	6.2	0.1	1.2	1.5	0.8	0.7
Service industry machinery and parts.....	11	68	1.1	0.1	0.7	0.0	-0.1	0.1
Service industry machinery and parts.....	11	6801	1.1	0.1	0.7	0.0	-0.1	0.1
Commercial cooking and food warming equipment (incl. parts).....	11	68013	-0.4	0.2	0.0	0.0	-0.6	0.0
Commercial cooking equipment incl. ranges, deep-fat fryers, etc. except electric.....	11	680131	-0.7	0.5	0.0	0.0	-1.2	0.0
Commercial electric cooking equipment, incl. ranges, deep-fat fryers, etc.....	11	680132	-0.2	0.0	-0.1	0.0	-0.2	0.0
Parts and accessories for commercial cooking and food warming equipment.....	11	680133	0.0	0.0	0.0	0.0	0.0	0.0
Other service industry machinery, incl. electronic teaching mach. & auto. maintenance equipment.....	11	68014	-	0.0	0.9	0.0	0.0	0.2
Coin-operated machines and mechanisms (incl. parts).....	11	680141	0.0	0.0	0.0	0.0	0.0	0.0
Commercial laundry and drycleaning machinery products (incl. parts).....	11	680143	1.9	0.0	0.9	0.0	0.0	0.0
Commercial and industrial floor & carpet cleaning machines, ex. vacuum cleaners (incl. parts).....	11	680145	5.6	0.0	4.5	0.0	0.0	0.0
Electronic teaching machines, teaching aids, etc., (incl. kits and parts).....	11	680147	0.0	0.0	0.0	0.0	0.0	0.0
All other parts and attachments for service industry equipment.....	11	680148	9.0	0.0	1.7	0.3	0.0	2.8
Other service industry equipment.....	11	680149	2.2	0.1	1.2	0.0	0.0	0.2
Electrical machinery and equipment.....	11	7	2.4	0.0	1.1	0.3	0.2	0.1
Wiring devices.....	11	71	-4.5	-0.5	-0.6	0.6	0.0	0.1
Current-carrying wiring devices.....	11	7101	3.4	-0.4	0.0	0.2	0.1	0.0
Current-carrying switches for electrical circuitry (including vehicular switches).....	11	710143	1.1	0.8	0.1	-0.4	0.0	0.4
Current-carrying wire connectors for electrical circuitry.....	11	710144	5.1	-0.4	-0.6	0.0	1.8	-1.0
Current-carrying wiring devices n.e.c.....	11	710147	3.8	-0.8	0.1	0.5	-0.5	0.1
Noncurrent-carrying wiring devices.....	11	7102	-12.0	-0.6	-1.3	1.1	-0.1	0.3
Noncurrent-carrying electrical conduit and conduit fittings, incl. plastic conduit & fittings.....	11	710216	-25.8	-1.4	-2.9	-0.1	-0.4	0.6
Other noncurrent-carrying wiring devices and supplies (boxes, covers, bar hangers, etc.).....	11	710217	7.2	0.2	0.0	5.9	-0.1	0.3
Porcelain, steatite, and other ceramic electrical products.....	11	710252	1.3	0.0	-0.4	0.6	0.6	0.2
Integrating and measuring instruments.....	11	72	4.6	0.2	0.0	0.1	0.0	1.7
Test equipment for electrical, radio, & communication circuits & motors.....	11	7205	4.6	0.2	0.0	0.1	0.0	1.7
Test equipment for electrical, radio, & communication circuits & motors.....	11	720501	4.6	0.2	0.0	0.1	0.0	1.7
Motors, generators, motor generator sets.....	11	73	3.9	0.0	0.3	0.0	1.2	0.0
Fractional horsepower motors and generators.....	11	7303	1.7	0.0	0.0	0.0	0.9	0.0
Fractional horsepower motors and generators.....	11	730312	1.7	0.0	0.0	0.0	0.9	0.0
Integral horsepower motors and generators (excluding land transportation types).....	11	7304	2.5	0.0	0.0	0.0	2.5	0.0
Integral horsepower motors and generators (excluding land transportation types).....	11	730405	2.5	0.0	0.0	0.0	2.5	0.0
Parts and supplies for motors and generators.....	11	7309	7.6	0.0	-0.5	0.0	4.4	0.0
Parts and supplies for motors and generators.....	11	730901	7.6	0.0	-0.5	0.0	4.4	0.0
Other motors and generators.....	11	7311	3.8	0.0	0.8	0.0	-0.5	0.0
Other motors and generators.....	11	731101	3.8	0.0	0.8	0.0	-0.5	0.0
Prime mover generator sets, except steam & hydraulic turbine.....	11	7311012	-	0.0	1.1	0.0	0.0	-
Transformers and power regulators.....	11	74	2.6	1.6	0.7	0.0	0.4	-1.2
Power and distribution transformers, except parts.....	11	7409	1.5	1.9	0.8	0.0	0.0	-1.4

See footnotes at end of table.

Table 7. Producer price index percentage changes for commodity and service groupings and individual items, not seasonally adjusted — Continued
 [April 2024]

Title	Commodity code		Unadjusted 12-month percent change ¹	Unadjusted 1-month percent change ¹				
	Group code	Item code		Apr. 2023 to Apr. 2024 ^P	Nov. to Dec.	Dec. to Jan. ^P	Jan. to Feb. ^P	Feb. to Mar. ^P
Other transformers and parts for transformers.....	11	7411	7.8	0.0	0.0	0.0	2.6	0.0
Switchgear, switchboard, industrial controls equipment.....	11	75	6.6	0.2	1.2	0.5	0.7	0.1
Industrial controls and related parts and accessories.....	11	7507	4.9	0.0	2.3	0.2	0.2	0.1
Industrial controls and related parts and accessories.....	11	750799	4.9	0.0	2.3	0.2	0.2	0.1
General-purpose industrial controls.....	11	7507991	7.1	0.0	3.8	0.0	0.3	0.2
Parts for industrial controls and motor-control accessories.....	11	7507992	2.6	0.0	0.3	1.5	0.0	0.0
Specific-purpose industrial controls.....	11	7507993	1.1	0.0	0.0	0.0	0.0	0.1
Switchgear and switchboard apparatus.....	11	7522	7.7	0.3	0.5	0.7	1.0	0.1
Switchgear and switchboard apparatus.....	11	752201	7.7	0.3	0.5	0.7	1.0	0.1
Low voltage panelboards and distribution boards, 1000 volts or less..	11	7522013	5.5	0.1	0.0	2.0	0.0	0.0
Switchgear, except relays and ducts.....	11	752201A	9.8	0.4	0.9	0.5	1.5	0.2
Communications and related equipment and miscellaneous electronic systems & equipment.....	11	76	4.1	0.0	3.0	0.4	0.2	0.0
Telephone and wireline data networking equipment.....	11	7601	3.4	0.0	-0.1	0.6	0.0	0.0
Other communications and related equipment, including broadcast and wireless.....	11	7603	1.7	0.0	0.7	0.8	0.0	0.0
Broadcast, studio, and related electronic equipment.....	11	760301	0.7	0.3	0.9	0.7	-0.3	0.2
Radio station and wireless communication equipment.....	11	760302	1.6	0.0	0.8	0.9	0.0	0.0
Radio station equipment.....	11	7603022	2.1	0.0	0.5	2.2	0.0	-0.6
Other broadcast and wireless communications systems and equipment.....	11	7603023	1.4	0.0	0.6	0.9	0.0	0.0
Intercommunications, alarm and traffic control systems.....	11	760303	2.9	-0.2	0.6	0.2	0.2	0.0
Alarm systems, including electric sirens and horns.....	11	7603031	3.5	-0.4	0.9	0.0	0.1	0.0
Intercommunications systems, including inductive paging systems....	11	7603033	4.0	0.1	0.3	0.0	0.0	0.0
Electronic systems and equipment, n.e.c.....	11	7605	1.9	0.0	0.0	0.0	0.0	0.0
Electronic systems and equipment, n.e.c.....	11	760512	1.9	0.0	0.0	0.0	0.0	0.0
Search, detection, navigation & guidance systems and equipment.....	11	7606	6.1	0.0	5.3	0.2	0.4	0.0
Search, detection, navigation & guidance systems and equipment.....	11	760613	6.1	0.0	5.3	0.2	0.4	0.0
Search, detection, navigation & guidance systems and equipment primary to 3345113.....	11	760613P	-	-	5.3	0.2	0.4	0.0
Electric lamp bulbs, tubes, and components.....	11	77	6.1	0.0	0.0	0.0	0.0	0.0
Electric lamp bulbs, tubes, and components.....	11	7704	6.1	0.0	0.0	0.0	0.0	0.0
Electric lamp bulbs, tubes, and components.....	11	770401	6.1	0.0	0.0	0.0	0.0	0.0
Electronic components and accessories.....	11	78	1.3	-0.1	0.6	0.0	0.1	0.4
Relays for electronic circuitry, industrial control overload, and switchgear type.....	11	7821	2.5	0.0	1.8	0.0	0.0	0.0
Relays for electronic circuitry, industrial control overload, and switchgear type.....	11	782119	2.5	0.0	1.8	0.0	0.0	0.0
Switches, mechanical, for electronic circuitry.....	11	7822	9.5	0.0	2.4	4.0	0.0	0.0
Switches, mechanical, for electronic circuitry.....	11	782299	9.5	0.0	2.4	4.0	0.0	0.0
Connectors for electronic circuitry.....	11	7824	3.6	0.0	0.2	0.0	1.4	0.0
Connectors for electronic circuitry.....	11	782481	3.6	0.0	0.2	0.0	1.4	0.0
Filters, crystals, and transducers.....	11	7828	3.5	0.0	-0.6	0.0	0.0	0.0
Filters, crystals, and transducers.....	11	782890	3.5	0.0	-0.6	0.0	0.0	0.0
Crystal, filter, piezoelectric, and other related electronic devices (exc. microwave filters).....	11	7828901	2.7	0.0	0.0	0.0	0.0	0.0
Integrated microcircuits.....	11	7839	-2.9	-0.8	0.2	-0.2	-0.2	0.3
Integrated microcircuits.....	11	783911	-2.9	-0.8	0.2	-0.2	-0.2	0.3
Other semiconductor and related devices.....	11	7847	6.5	0.0	0.8	0.0	0.0	1.2
Other semiconductor devices, including parts (such as chips, wafers and heat sinks).....	11	784711	6.5	0.0	0.8	0.0	0.0	1.2
Bare printed circuit boards.....	11	7849	4.8	2.4	1.2	-0.5	0.0	0.0
Bare printed circuit boards.....	11	784901	4.8	2.4	1.2	-0.5	0.0	0.0
Electronic coils, transformers, and other inductors.....	11	7853	4.8	-0.3	1.9	1.5	0.0	0.0
Electronic coils, transformers, and other inductors.....	11	785399	4.8	-0.3	1.9	1.5	0.0	0.0
Capacitors and resistors for electronic circuitry.....	11	7854	9.3	0.0	3.8	0.4	0.0	0.0
Capacitors for electronic circuitry.....	11	785411	6.9	0.0	0.5	0.5	0.0	0.0
Microwave components, electron tubes, and other electronic components, n.e.c.....	11	7856	5.2	0.1	0.5	0.0	0.0	0.0
Printed circuit assemblies, loaded boards, modules and consumer external modems.....	11	7861	-5.5	0.0	0.6	-0.1	0.1	0.2
Printed circuit assemblies, loaded boards, modules and consumer external modems.....	11	786199	-5.5	0.0	0.6	-0.1	0.1	0.2
Miscellaneous electrical machinery and equipment.....	11	79	1.3	0.0	0.2	0.3	0.0	0.1
Storage batteries.....	11	7901	-0.4	0.0	0.1	0.1	-0.1	-0.4
Storage batteries, lead acid type, BCI dimensional group 8D or smaller.....	11	790103	-0.4	0.0	0.2	0.0	0.5	-0.6

See footnotes at end of table.

Table 7. Producer price index percentage changes for commodity and service groupings and individual items, not seasonally adjusted — Continued
 [April 2024]

Title	Commodity code		Unadjusted 12-month percent change ¹	Unadjusted 1-month percent change ¹				
	Group code	Item code		Apr. 2023 to Apr. 2024 ^P	Nov. to Dec.	Dec. to Jan. ^P	Jan. to Feb. ^P	Feb. to Mar. ^P
Storage batteries, lead acid type, larger than BCI dimensional group 8D.....	11	790104	-1.4	0.0	0.0	0.3	-2.5	0.0
Storage batteries (excluding lead acid), including parts for all storage batteries.....	11	790105	0.2	0.0	0.0	0.2	0.0	0.0
Primary batteries.....	11	7902	-0.2	-0.2	-0.1	-0.1	0.0	-0.1
Primary batteries.....	11	790229	-0.2	-0.2	-0.1	-0.1	0.0	-0.1
Carbon and graphite products.....	11	7903	6.1	0.1	4.2	0.1	0.0	1.6
X-ray and electromedical equipment.....	11	7905	1.8	0.0	0.1	0.5	0.0	0.0
Irradiation equipment.....	11	790512	0.9	0.0	0.0	0.8	0.0	0.0
Electromedical equipment, including diagnostic, therapeutic and patient monitoring equipment.....	11	790541	2.2	0.0	0.2	0.4	0.0	0.0
Miscellaneous electrical industrial apparatus.....	11	7929	-3.3	0.0	-2.5	0.0	0.0	0.0
Rectifying apparatus.....	11	792902	1.1	0.0	1.0	0.1	0.0	0.0
Other electrical equipment for industrial use, except for electronic circuitry.....	11	792904	-5.2	0.0	-4.0	0.0	0.0	0.0
All other electrical equipment and components, except industrial.....	11	7939	7.3	0.0	0.0	0.0	6.4	0.0
All other electrical equipment and components, except industrial.....	11	793901	7.3	0.0	0.0	0.0	6.4	0.0
Miscellaneous instruments.....	11	8	3.7	-0.2	0.9	0.5	0.4	0.6
Automatic environmental controls for monitoring residential, commercial, and appliance use.....	11	81	1.7	0.0	-0.5	0.0	-0.2	0.0
Automatic environmental controls for monitoring residential, commercial, and appliance use.....	11	8105	1.7	0.0	-0.5	0.0	-0.2	0.0
Automatic environmental controls for monitoring residential, commercial, and appliance use.....	11	810501	1.7	0.0	-0.5	0.0	-0.2	0.0
Industrial process control instruments.....	11	82	5.4	0.0	1.8	0.2	0.5	0.4
Industrial process control instruments.....	11	8201	5.4	0.0	1.8	0.2	0.5	0.4
Industrial process control instruments.....	11	820171	5.4	0.0	1.8	0.2	0.5	0.4
Fluid meters and counting devices.....	11	84	0.5	0.1	0.8	0.5	0.4	0.2
Fluid meters and counting devices.....	11	8401	0.5	0.1	0.8	0.5	0.4	0.2
Engineering and scientific instruments.....	11	85	5.0	0.0	0.1	0.1	0.2	2.3
Aeronautical, nautical, and navigational instruments.....	11	8501	4.6	0.0	0.0	0.1	0.0	2.1
Aeronautical, nautical, and navigational instruments.....	11	850111	4.6	0.0	0.0	0.1	0.0	2.1
Hospital beds and specialized hospital furniture.....	11	8504	6.8	0.0	0.8	0.0	1.3	3.3
Hospital beds and specialized hospital furniture.....	11	850404	6.8	0.0	0.8	0.0	1.3	3.3
Measuring instruments and lenses.....	11	86	3.0	-0.4	1.2	0.9	0.2	0.1
Sighting, tracking, and fire-control equipment, optical type.....	11	8601	-2.3	-5.1	4.3	-3.5	0.6	0.5
Sighting, tracking, and fire-control equipment, optical type.....	11	860111	-2.3	-5.1	4.3	-3.5	0.6	0.5
All other miscellaneous optical instruments and lenses.....	11	8602	3.1	-0.1	0.1	0.3	0.0	1.2
All other miscellaneous optical instruments and lenses.....	11	860211	3.1	-0.1	0.1	0.3	0.0	1.2
Laboratory analytical instruments.....	11	8603	3.5	0.0	1.1	1.4	0.3	-0.1
Laboratory analytical instruments.....	11	860311	3.5	0.0	1.1	1.4	0.3	-0.1
Measuring & controlling devices, n.e.c.....	11	89	3.7	-0.4	1.0	1.0	0.8	-0.4
Aircraft engine instruments.....	11	8901	13.3	0.0	0.8	0.8	6.6	0.0
Aircraft engine instruments.....	11	890199	13.3	0.0	0.8	0.8	6.6	0.0
Nuclear radiation detection & monitoring instruments.....	11	8904	3.2	0.0	2.4	0.0	0.0	0.0
Nuclear radiation detection & monitoring instruments.....	11	890499	3.2	0.0	2.4	0.0	0.0	0.0
Physical properties and kinematic testing equipment.....	11	8905	1.5	0.0	1.2	0.0	0.0	0.0
Physical properties and kinematic testing equipment.....	11	890599	1.5	0.0	1.2	0.0	0.0	0.0
Commercial, geophysical, meteorological, surveying, drafting & general-purpose instruments.....	11	8906	3.8	-1.2	0.3	2.9	0.0	-1.2
Commercial, geophysical, meteorological & general-purpose instruments.....	11	890699	3.8	-1.2	0.3	2.9	0.0	-1.2
Miscellaneous machinery.....	11	9	3.3	0.2	0.9	0.5	0.1	0.3
Oil field and gas field machinery.....	11	91	3.9	1.4	1.7	0.0	0.0	0.0
Oil and gas field drilling, surveying, and cementing machinery (except parts sold separately).....	11	9102	3.0	2.8	0.0	0.0	0.0	0.0
Oil and gas field drilling, surveying, and cementing machinery (except parts sold separately).....	11	910201	3.0	2.8	0.0	0.0	0.0	0.0
Oil field and gas field production machinery (except pumps and parts sold separately).....	11	9104	7.6	0.0	6.1	0.0	0.0	0.0
Oil field and gas field production machinery (except pumps and parts sold separately).....	11	910456	7.6	0.0	6.1	0.0	0.0	0.0
Parts and attachments for oil and gas field machinery and equipment.....	11	9106	1.1	0.0	0.0	0.0	0.0	0.0
Parts and attachments for oil and gas field production machinery and equipment.....	11	910604	-	0.0	-	-	-	-
Mining machinery and equipment.....	11	92	7.5	0.0	0.2	1.4	0.0	0.6

See footnotes at end of table.

Table 7. Producer price index percentage changes for commodity and service groupings and individual items, not seasonally adjusted — Continued
 [April 2024]

Title	Commodity code		Unadjusted 12-month percent change ¹	Unadjusted 1-month percent change ¹				
	Group code	Item code		Apr. 2023 to Apr. 2024 ^P	Nov. to Dec.	Dec. to Jan. ^P	Jan. to Feb. ^P	Feb. to Mar. ^P
Mining machinery and equipment (except parts sold separately).....	11	9207	7.8	0.1	0.2	1.8	0.0	0.3
Underground mining machinery (except parts sold separately).....	11	920701	—	0.1	0.0	4.8	0.0	—
Crushing, pulverizing, & screening machinery (except parts sold separately).....	11	920702	—	0.0	0.0	0.0	0.0	—
Drills and other mining machinery (except parts sold separately).....	11	920703	11.0	0.0	0.6	0.2	0.0	1.0
Mineral processing & beneficiation machinery (except parts sold separately).....	11	920704	8.6	0.0	0.0	0.0	0.0	0.0
Parts and attachments for mining machinery and equipment (sold separately).....	11	9253	6.5	0.0	0.0	0.1	0.0	1.7
Parts and attachments for mining machinery and equipment (sold separately).....	11	925303	6.5	0.0	0.0	0.1	0.0	1.7
Internal combustion engines.....	11	94	4.5	0.0	2.0	0.0	0.0	0.4
Diesel, semidiesel, and dual-fuel engines (except automotive).....	11	9407	9.1	0.0	3.0	-0.3	0.0	0.0
Diesel, semidiesel, and dual-fuel engines (except automotive).....	11	940725	9.1	0.0	3.0	-0.3	0.0	0.0
Diesel, semidiesel, and dual-fuel engines for automobiles, trucks, and buses.....	11	9408	3.4	0.0	3.0	0.2	0.0	0.2
Diesel, semidiesel, and dual-fuel engines for automobiles, trucks, and buses.....	11	940811	3.4	0.0	3.0	0.2	0.0	0.2
Parts & accessories for internal combustion engines, ex. aircraft & gasoline automotive engines.....	11	9413	2.9	0.0	0.9	0.0	0.0	1.6
Parts & accessories for internal combustion engines, ex. aircraft & gasoline automotive engines.....	11	941301	2.9	0.0	0.9	0.0	0.0	1.6
Machine shop products.....	11	95	1.8	-0.1	0.2	0.9	0.1	0.1
Machine shop products.....	11	9505	1.8	-0.1	0.2	0.9	0.1	0.1
Machine shop job work and job order repairs.....	11	950501	1.8	-0.1	0.2	0.9	0.1	0.1
Turbines and turbine generator sets.....	11	97	4.3	0.1	0.4	0.1	0.3	1.0
Turbines and turbine generator sets (excluding parts).....	11	9701	4.3	0.1	0.4	0.1	0.3	1.0
Steam, gas, and other turbines and turbine generators.....	11	970103	3.8	1.2	0.0	-0.4	-0.4	1.8
Parts & accessories for turbines, turbine generators, and turbine generator sets.....	11	98	0.1	0.0	0.0	0.1	0.0	0.0
Parts & accessories for turbines, turbine generators, and turbine generator sets.....	11	9801	0.1	0.0	0.0	0.1	0.0	0.0
Parts & accessories for turbines, turbine generators, and turbine generator sets.....	11	980101	0.1	0.0	0.0	0.1	0.0	0.0
Furniture and household durables.....	12	—	0.8	-0.2	0.3	0.1	0.4	-0.3
Household furniture.....	12	1	-1.4	0.0	0.1	-0.1	0.3	0.0
Metal household furniture.....	12	11	-6.5	-0.1	0.4	0.6	-0.4	0.3
Metal household furniture.....	12	1101	-6.5	-0.1	0.4	0.6	-0.4	0.3
Metal household dining room and kitchen furniture.....	12	110102	2.0	-0.7	2.3	0.1	-2.3	1.9
Other metal household furniture.....	12	110104	-8.1	0.0	0.0	0.7	0.0	0.0
Metal household furniture, beds, nonupholstered.....	12	1101041	-10.8	0.0	0.0	0.0	0.0	0.0
Wood household furniture (nonupholstered).....	12	12	-0.2	0.0	0.0	-0.6	0.0	-0.1
Wood household furniture (nonupholstered).....	12	1206	-0.2	0.0	0.0	-0.6	0.0	-0.1
Wood living room furniture (nonupholstered).....	12	120602	1.1	0.0	0.1	-0.1	0.0	0.0
Wood dining room, outdoor, and ready-to-assemble furniture (nonupholstered).....	12	120603	-1.6	0.0	0.0	0.0	0.0	0.0
Wood bedroom furniture, including infants' and children's, (nonupholstered).....	12	120605	-3.9	0.0	0.0	-1.7	0.0	-0.4
Upholstered household furniture.....	12	13	-0.5	0.0	0.1	0.0	1.0	0.1
Upholstered household furniture.....	12	1301	-0.5	0.0	0.1	0.0	1.0	0.1
Dual purpose sleep furniture, incl. convertible sofa.....	12	130123	0.7	0.0	0.0	-0.1	0.2	0.0
Upholstered household furniture.....	12	130141	-0.8	0.0	0.1	0.0	1.1	0.1
Upholstered household davenports, sofas, loveseats, and settees.....	12	1301411	-1.7	0.0	0.0	0.0	1.3	0.1
Upholstered household sectional sofa pieces.....	12	1301412	-0.9	0.0	0.1	0.1	0.1	0.0
Upholstered household rocking chairs, including swivel rockers.....	12	1301413	1.5	0.0	0.0	0.0	0.5	0.6
Other upholstered household furniture, including custom.....	12	1301415	4.3	0.0	0.4	0.0	3.1	0.0
Bedding.....	12	14	-2.1	-0.1	0.0	-0.2	-0.4	-0.1
Bedding.....	12	1401	-2.1	-0.1	0.0	-0.2	-0.4	-0.1
Innerspring mattresses, excluding crib size.....	12	140104	-3.9	0.0	0.0	-0.5	-0.8	-0.2
Mattress foundations.....	12	140107	-7.3	-0.3	0.0	0.0	-0.5	0.0
Mattresses, other types, including crib, foam, waterbed mattresses and mattress inserts.....	12	140114	-0.2	0.0	0.0	0.0	-0.2	0.0
Sleep system ensembles and mattresses, excluding conventional waterbeds.....	12	140122	—	0.0	0.0	0.0	0.0	—
Mattress and foundation sets.....	12	140134	0.6	-0.1	0.1	0.0	-0.1	0.0
Metal porch, lawn, outdoor & casual furniture.....	12	15	-2.2	0.0	0.0	0.0	0.0	0.0

See footnotes at end of table.

Table 7. Producer price index percentage changes for commodity and service groupings and individual items, not seasonally adjusted — Continued
 [April 2024]

Title	Commodity code		Unadjusted 12-month percent change ¹	Unadjusted 1-month percent change ¹				
	Group code	Item code		Apr. 2023 to Apr. 2024 ^P	Nov. to Dec.	Dec. to Jan. ^P	Jan. to Feb. ^P	Feb. to Mar. ^P
Porch and lawn furniture.....	12	1501	-2.2	0.0	0.0	0.0	0.0	0.0
Metal porch, lawn, outdoor & casual furniture.....	12	150112	-2.2	0.0	0.0	0.0	0.0	0.0
Nonupholstered household furniture, except wood and metal.....	12	16	—	0.0	0.0	—	—	—
Nonupholstered household furniture, except wood and metal.....	12	1601	—	0.0	0.0	—	—	—
Nonupholstered household furniture, except wood and metal.....	12	160101	—	0.0	0.0	—	—	—
Commercial furniture.....	12	2	2.3	-0.7	0.3	1.4	0.1	-0.4
Wood office furniture and store fixtures.....	12	21	1.9	0.0	0.2	0.1	0.7	-0.2
Wood office furniture and store fixtures.....	12	2101	1.9	0.0	0.2	0.1	0.7	-0.2
Wood office seating, including upholstered.....	12	210112	3.2	0.0	0.7	1.6	0.0	0.0
Wood office desks and extensions.....	12	210113	3.3	0.0	0.0	1.6	0.0	0.0
Wood office files, storage units, and tables.....	12	210114	5.8	0.0	0.0	0.2	0.0	0.0
Wood office furniture, other types (incl. panel/desk systems).....	12	210116	1.8	0.0	0.0	1.4	0.1	0.0
Fixtures for stores, banks and offices.....	12	210161	1.6	0.0	0.2	0.0	0.8	-0.2
Custom architectural woodwork, millwork, and fixtures.....	12	2101611	2.6	0.0	0.0	0.0	0.0	0.0
Wood lockers, partitions, and shelving (except custom).....	12	2101612	-3.6	1.2	-0.5	-1.8	7.5	-5.2
Wood furniture dimensions and nonwood furniture parts and frames..	12	2101615	—	-1.0	3.0	0.9	—	—
Nonwood furniture and store fixtures.....	12	22	2.6	-1.7	0.6	3.0	-0.4	-0.6
Nonwood commercial storage units, files, and tables.....	12	2202	7.9	-1.7	0.4	3.9	-0.6	-1.7
Nonwood commercial storage units, files, and tables.....	12	220202	7.9	-1.7	0.4	3.9	-0.6	-1.7
Nonwood commercial furniture.....	12	2203	2.6	0.0	0.8	2.0	-0.3	-0.2
Nonwood commercial desks and extensions.....	12	220321	—	0.3	4.2	2.7	-0.2	0.0
Nonwood office seating.....	12	220325	7.7	0.0	-0.5	3.2	0.0	0.0
Nonwood office furniture panel systems, and other nonwood office furniture.....	12	220326	-2.1	0.0	1.3	0.9	-0.5	-0.5
Nonwood partitions and fixtures.....	12	2204	0.8	-3.6	0.3	3.8	-0.4	-0.6
Storage racks and accessories, except wood.....	12	220407	-11.0	0.0	1.1	2.3	-3.0	-2.6
Fixtures (bank, office, and store) except wood.....	12	220409	13.1	-12.6	0.6	12.9	-0.9	0.4
Public building furniture.....	12	23	3.4	0.7	-0.2	0.0	0.0	-0.2
Public building furniture.....	12	2301	3.4	0.7	-0.2	0.0	0.0	-0.2
School furniture (except stone and concrete), excluding library furniture.....	12	230101	2.6	0.5	-0.5	0.0	0.0	-0.9
Public building and related furniture, excluding school & restaurant furniture.....	12	230102	3.9	0.9	0.0	0.0	0.0	0.1
Commercial furniture and fixtures, n.e.c.....	12	24	1.0	0.5	0.0	0.2	0.1	-1.1
Commercial furniture and fixtures, n.e.c.....	12	2401	1.0	0.5	0.0	0.2	0.1	-1.1
Bar, bowling center, cafeteria, and restaurant furniture.....	12	240104	-1.5	0.0	0.2	0.0	0.0	-2.8
Other commercial and institutional furniture and fixtures, n.e.c.....	12	240108	2.3	0.8	-0.2	0.4	0.2	-0.3
Floor coverings.....	12	3	1.0	-0.3	1.5	-1.9	1.8	0.0
Carpets and rugs.....	12	31	1.0	-0.4	1.5	-2.2	2.2	0.0
Carpet and rugs.....	12	3101	1.0	-0.4	1.5	-2.2	2.2	0.0
Carpet and rugs.....	12	310101	1.0	-0.4	1.5	-2.2	2.2	0.0
Resilient floor coverings.....	12	32	1.2	0.0	1.2	0.0	0.0	0.0
Resilient floor coverings.....	12	3201	1.2	0.0	1.2	0.0	0.0	0.0
Resilient floor coverings.....	12	320170	1.2	0.0	1.2	0.0	0.0	0.0
Household appliances.....	12	4	1.0	-0.2	0.0	-0.3	0.3	-0.2
Major appliances.....	12	41	1.1	-0.2	0.2	-0.4	0.1	-0.2
Household cooking appliances.....	12	4101	2.6	-0.4	0.1	-0.6	0.6	-0.6
Electric household ranges, ovens (including microwave), surface cooking units, and equipment.....	12	410105	-1.4	-1.2	-0.3	1.3	0.6	-1.2
Gas household ranges, ovens, surface cooking units and equipment. .	12	410139	3.6	0.0	1.6	-2.3	0.9	-0.5
Other household ranges and cooking equipment, including outdoor equipment.....	12	410169	6.0	0.0	-0.8	-1.0	0.4	-0.2
Household refrigeration equipment.....	12	4103	-0.5	-0.1	0.1	-0.3	-0.1	0.2
Household refrigerators, including refrigerator-freezer combinations.....	12	410329	-1.1	0.0	0.2	-0.4	-0.1	0.2
Other major household appliances including room air-conditioners.....	12	4104	1.1	0.2	0.4	-0.4	-0.3	0.2
Room air-conditioners.....	12	410445	2.6	0.0	0.3	0.0	0.0	1.4
Household vacuum cleaners, including parts and attachments.....	12	43	3.1	0.2	0.8	0.3	-0.3	0.8
Household vacuum cleaners and other floor care machines (including parts and attachments).....	12	4301	3.1	0.2	0.8	0.3	-0.3	0.8
Household vacuum cleaners and other floor care machines (including parts and attachments).....	12	430114	3.1	0.2	0.8	0.3	-0.3	0.8
Electric housewares and fans.....	12	44	-0.3	-0.8	-1.4	0.0	1.4	0.0

See footnotes at end of table.

Table 7. Producer price index percentage changes for commodity and service groupings and individual items, not seasonally adjusted — Continued
 [April 2024]

Title	Commodity code		Unadjusted 12-month percent change ¹	Unadjusted 1-month percent change ¹				
	Group code	Item code		Apr. 2023 to Apr. 2024 ^P	Nov. to Dec.	Dec. to Jan. ^P	Jan. to Feb. ^P	Feb. to Mar. ^P
Parts and attachments for small electric household appliances, including fan parts.....	12	4403	1.4	0.0	0.0	0.0	1.6	0.0
Parts and attachments for small electric household appliances, including fan parts.....	12	440311	1.4	0.0	0.0	0.0	1.6	0.0
Small electric household appliances, including fans.....	12	4404	-0.3	-0.8	-1.4	0.0	1.4	0.0
Small electric household appliances, including fans.....	12	440401	-0.3	-0.8	-1.4	0.0	1.4	0.0
Portable residential lighting fixtures, including parts and accessories.....	12	45	0.4	0.0	0.0	0.0	0.0	0.0
Portable residential lighting fixtures, including parts and accessories.....	12	4501	0.4	0.0	0.0	0.0	0.0	0.0
Portable residential lighting fixtures, including parts and accessories.....	12	450135	0.4	0.0	0.0	0.0	0.0	0.0
Home electronic equipment.....	12	5	2.1	0.0	0.0	0.0	1.9	0.0
Speakers and commercial sound equipment.....	12	57	4.4	0.0	0.0	0.0	4.1	0.0
Speakers and commercial sound equipment.....	12	5707	4.4	0.0	0.0	0.0	4.1	0.0
Speakers and commercial sound equipment.....	12	570708	4.4	0.0	0.0	0.0	4.1	0.0
Other home electronic equipment.....	12	58	0.0	0.0	0.0	0.0	0.0	0.0
Other home electronic equipment, including television receivers and automotive A/V equipment.....	12	5803	0.0	0.0	0.0	0.0	0.0	0.0
All other consumer audio and video equipment, excluding TV receivers and automotive A/V equip.....	12	580301	0.0	0.0	0.0	0.0	0.0	0.0
Other household durable goods.....	12	6	0.6	0.3	0.3	-0.4	0.4	-0.7
Vitreous china, fine earthenware, and other pottery products.....	12	61	2.0	0.0	0.0	0.0	0.0	0.0
Vitreous china, porcelain, and earthenware table and kitchenware and other pottery products.....	12	6101	2.0	0.0	0.0	0.0	0.0	0.0
Vitreous china, porcelain, and earthenware (semivitreous) table and kitchenware.....	12	610104	-4.1	0.0	0.0	0.0	0.0	0.0
All other pottery products (including china decorated for the trade).....	12	610105	3.1	0.0	0.0	0.0	0.0	0.0
Mirrors (decorated and undecorated).....	12	65	-1.4	-0.4	1.4	-2.0	2.0	-4.1
Mirrors (decorated and undecorated), made from purchased glass.....	12	6501	-1.4	-0.4	1.4	-2.0	2.0	-4.1
Mirrors (decorated and undecorated), made from purchased glass.....	12	650104	-1.4	-0.4	1.4	-2.0	2.0	-4.1
Lawn/garden equipment.....	12	66	1.6	0.6	0.1	-0.1	0.2	0.0
Parts and attachments for consumer lawn, garden, and snow equipment.....	12	6605	0.4	0.0	0.1	0.1	0.0	0.0
Parts and attachments for consumer lawn, garden, and snow equipment.....	12	660503	0.4	0.0	0.1	0.1	0.0	0.0
Consumer lawn, garden, and snow equipment.....	12	6607	1.8	0.7	0.1	-0.2	0.2	0.0
Consumer lawn, garden, and snow equipment.....	12	660701	1.8	0.7	0.1	-0.2	0.2	0.0
Consumer riding lawn, garden, and snow equipment.....	12	6607011	0.9	0.0	0.0	0.0	0.0	0.0
Consumer nonriding lawn, garden, and snow equipment.....	12	6607012	2.7	1.4	0.2	-0.3	0.4	0.0
Cutlery, flatware (except precious), razors and razor blades.....	12	67	-1.1	0.9	0.1	0.0	-1.1	0.0
Cutlery, flatware (except precious), razors and razor blades.....	12	6701	-1.1	0.9	0.1	0.0	-1.1	0.0
Cutlery, scissors, shears, trimmers, and snips.....	12	670141	-2.4	2.1	0.3	0.0	-2.5	0.0
Metal kitchen utensil, pots, and pans.....	12	68	1.1	0.0	0.0	0.0	0.9	0.0
Metal kitchen utensil, pots, and pans.....	12	6801	1.1	0.0	0.0	0.0	0.9	0.0
Stamped and spun kitchen utensils, aluminum.....	12	680101	0.0	0.0	0.0	0.0	0.0	0.0
Window shades, blinds, and accessories.....	12	69	0.1	0.0	0.0	0.0	0.0	0.0
Window shades, blinds, and accessories.....	12	6901	0.1	0.0	0.0	0.0	0.0	0.0
Window shades and window shade accessories and rollers.....	12	690101	0.0	0.0	0.0	0.0	0.0	0.0
Other shades and blinds, including curtain and drapery fixtures, poles, & rods.....	12	690103	0.3	0.0	0.0	0.0	0.0	0.0
Nonmetallic mineral products.....	13	-	4.3	-0.1	2.3	0.6	0.5	-0.5
Glass.....	13	1	0.1	0.6	0.1	0.4	-0.1	-0.1
Flat glass.....	13	11	-0.5	0.6	0.0	0.1	-0.1	0.0
Specialty glass.....	13	1107	0.3	0.6	0.3	0.0	0.0	0.0
Specialty glass.....	13	110703	0.3	0.6	0.3	0.0	0.0	0.0
Other glass products, made by flat glass producers.....	13	1107034	0.0	0.0	0.0	0.0	0.0	0.0
Flat glass (float, sheet, and plate process).....	13	1108	-	0.6	-1.2	0.8	-0.7	-
Flat glass (float, sheet, and plate process).....	13	110811	-	0.6	-1.2	0.8	-0.7	-
Other finished glassware.....	13	13	2.2	0.4	0.6	1.1	0.3	-0.2
Pressed and blown glassware.....	13	1301	2.2	0.4	0.6	1.1	0.3	-0.2
Machine-made pressed & blown table, kitchen, art, & novelty glassware.....	13	130116	-	0.0	0.0	0.6	0.0	-
All other machine-made pressed and blown glassware.....	13	130117	2.9	0.8	1.3	1.0	0.6	-0.5
Handmade pressed and blown glassware.....	13	130118	12.2	0.0	0.3	4.9	0.0	0.0
Concrete ingredients and related products.....	13	2	7.1	0.2	3.6	0.2	0.4	0.5

See footnotes at end of table.

Table 7. Producer price index percentage changes for commodity and service groupings and individual items, not seasonally adjusted — Continued
 [April 2024]

Title	Commodity code		Unadjusted 12-month percent change ¹	Unadjusted 1-month percent change ¹				
	Group code	Item code		Apr. 2023 to Apr. 2024 ^P	Nov. to Dec.	Dec. to Jan. ^P	Jan. to Feb. ^P	Feb. to Mar. ^P
Construction sand, gravel, and crushed stone.....	13	21	7.2	0.3	3.8	0.2	0.3	0.6
Construction sand, gravel and crushed stone.....	13	2101	7.2	0.3	3.8	0.2	0.3	0.6
Construction sand and gravel (run of pit/bank, washed, screened, etc.)..	13	210120	7.6	-0.1	2.5	0.8	0.3	2.4
Construction sand and gravel, Northeast.....	13	2101201	4.3	0.0	5.1	0.0	0.0	0.0
Construction sand and gravel, Midwest.....	13	2101202	10.0	0.2	3.1	1.0	0.8	3.6
Construction sand and gravel, West.....	13	2101204	9.6	-0.4	2.6	1.3	0.1	2.3
Crushed and broken stone.....	13	210121	7.0	0.4	4.4	0.0	0.3	-0.2
Crushed and broken limestone.....	13	2101212	7.4	0.7	3.9	0.4	0.1	0.1
Crushed and broken granite.....	13	2101213	-2.1	-0.1	3.4	-1.7	1.3	-1.5
Bituminous limestone, sandstone, & other crushed & broken stone. . .	13	2101219	16.2	0.0	7.3	0.0	0.0	0.0
Cement, hydraulic.....	13	22	7.0	-0.1	3.3	0.1	0.7	0.4
Cement, hydraulic.....	13	2201	7.0	-0.1	3.3	0.1	0.7	0.4
Cement, hydraulic.....	13	220161	7.0	-0.1	3.3	0.1	0.7	0.4
Concrete products.....	13	3	6.7	-0.5	1.7	0.8	0.9	0.1
Concrete block and brick.....	13	31	6.0	1.5	1.0	0.8	0.5	0.3
Structural concrete block.....	13	3111	7.5	0.9	1.8	0.9	0.0	0.1
Structural concrete block.....	13	311135	7.5	0.9	1.8	0.9	0.0	0.1
Structural concrete block, lightweight units (weighing less than 105 lb/cubic ft.) (dry weight).....	13	3111351	4.7	0.8	2.2	0.5	0.0	0.2
Structural concrete block, mediumweight units (weighing 105 - 124 lb/cubic ft.) (dry weight).....	13	3111352	7.7	1.8	-0.3	3.6	0.0	0.0
Structural concrete block, normalweight units (weighing 125 lb or more/cubic ft.) (dry weight).....	13	3111353	10.2	0.7	2.2	0.1	0.0	0.1
Decorative concrete block.....	13	3121	6.3	0.3	2.1	0.3	0.6	0.1
Decorative concrete block (including screen, split, slump, shadowal block, etc.).....	13	312101	6.3	0.3	2.1	0.3	0.6	0.1
Concrete brick.....	13	3131	5.3	4.1	0.0	0.4	0.0	0.7
Concrete brick.....	13	313101	5.3	4.1	0.0	0.4	0.0	0.7
Concrete pavers.....	13	3141	5.0	1.7	0.0	1.3	1.1	0.3
Concrete pavers (including grid, interlocking, etc.).....	13	314101	5.0	1.7	0.0	1.3	1.1	0.3
Concrete pipe.....	13	32	6.7	0.8	2.5	0.0	0.0	0.0
Concrete pipe.....	13	3201	6.7	0.8	2.5	0.0	0.0	0.0
Concrete pipe.....	13	320108	6.7	0.8	2.5	0.0	0.0	0.0
Concrete storm sewer pipe.....	13	3201082	9.2	1.4	0.6	0.0	0.0	0.0
Concrete pipe, except concrete culvert and storm sewer pipe.....	13	3201083	11.4	4.1	4.1	0.0	0.0	0.0
Ready-mix concrete.....	13	33	8.0	-1.3	2.3	1.0	1.5	0.1
Ready-mix concrete.....	13	3301	8.0	-1.3	2.3	1.0	1.5	0.1
Ready-mix concrete.....	13	330101	8.0	-1.3	2.3	1.0	1.5	0.1
Northeast region ready-mix concrete.....	13	330101A	9.5	-1.6	0.0	4.0	1.0	0.0
Midwest region ready-mix concrete.....	13	330101B	11.8	-1.8	3.9	-0.2	3.4	0.1
South region ready-mix concrete.....	13	330101C	10.0	-1.3	2.5	1.8	1.6	0.2
West region ready-mix concrete.....	13	330101D	1.2	-0.5	1.4	-0.2	-0.4	0.0
Precast concrete products.....	13	34	4.1	0.4	0.9	0.5	0.0	0.0
Precast concrete products.....	13	3401	4.1	0.4	0.9	0.5	0.0	0.0
Precast concrete products.....	13	340106	4.1	0.4	0.9	0.5	0.0	0.0
Precast concrete slabs and tile, roof and floor units.....	13	3401061	-0.3	0.0	0.0	0.0	0.0	0.0
Precast concrete architectural wall panels.....	13	3401062	4.4	0.0	1.5	0.0	0.0	0.0
Burial vaults and boxes, precast concrete.....	13	3401063	4.2	0.0	2.7	0.0	0.7	0.0
Precast concrete products (excl burial vaults and boxes, slabs and tile, and arch. wall panels).....	13	3401064	4.5	0.5	0.7	0.7	-0.1	0.0
Prestressed concrete products.....	13	35	3.3	-0.3	-0.5	0.2	-0.1	-0.2
Prestressed concrete products.....	13	3501	3.3	-0.3	-0.5	0.2	-0.1	-0.2
Prestressed concrete products.....	13	350107	3.3	-0.3	-0.5	0.2	-0.1	-0.2
Prestressed concrete bridge beams and solid and hollow cored slabs and panels.....	13	3501071	-2.3	-0.5	-1.1	0.4	-0.2	-0.3
Prestressed concrete bridge beams.....	13	35010711	-1.7	-0.7	-0.5	-0.1	-0.3	-0.4
Prestressed concrete solid and hollow cored slabs and panels.....	13	35010712	-3.9	0.0	-2.5	1.9	0.0	0.0
Prestressed concrete products (excl bridge beams and solid and hollow cored slabs and panels).....	13	3501072	9.8	0.0	0.1	0.0	0.0	0.0
Clay construction products ex. refractories.....	13	4	2.4	-1.2	0.4	1.6	-0.2	-0.7
Brick and structural clay tile.....	13	42	4.3	0.0	0.8	2.3	0.3	0.4
Building or common brick.....	13	4201	4.3	0.0	0.7	2.4	0.3	0.4
Building or common brick.....	13	420101	4.3	0.0	0.7	2.4	0.3	0.4
Glazed brick and other brick (paving, floor, and sewer).....	13	4202	6.4	0.0	5.7	0.0	0.0	0.0

See footnotes at end of table.

Table 7. Producer price index percentage changes for commodity and service groupings and individual items, not seasonally adjusted — Continued
[April 2024]

Title	Commodity code		Unadjusted 12-month percent change ¹	Unadjusted 1-month percent change ¹				
	Group code	Item code		Apr. 2023 to Apr. 2024 ^P	Nov. to Dec.	Dec. to Jan. ^P	Jan. to Feb. ^P	Feb. to Mar. ^P
Glazed brick and other brick (paving, floor, and sewer).....	13	420201	6.4	0.0	5.7	0.0	0.0	0.0
Clay floor and wall tile, glazed and unglazed.....	13	44	-0.1	-2.6	0.0	0.9	-1.3	-2.0
Clay floor and wall tile, glazed and unglazed (including quarry tile and ceramic mosaic tile).....	13	4401	-0.1	-2.6	0.0	0.9	-1.3	-2.0
Clay floor and wall tile, glazed and unglazed (including quarry tile and ceramic mosaic tile).....	13	440131	-0.1	-2.6	0.0	0.9	-1.3	-2.0
Structural clay products, n.e.c.....	13	45	5.2	0.0	0.8	0.0	4.1	0.0
Structural clay products, n.e.c.....	13	4501	5.2	0.0	0.8	0.0	4.1	0.0
All other structural clay products, excluding clay refractories.....	13	450199	5.6	0.0	0.4	0.0	5.0	0.0
Refractories.....	13	5	2.1	0.3	1.1	-0.3	0.0	0.9
Clay refractories.....	13	52	1.4	0.0	0.8	0.0	0.0	0.5
Clay refractories.....	13	5201	1.4	0.0	0.8	0.0	0.0	0.5
Clay refractories.....	13	520181	1.4	0.0	0.8	0.0	0.0	0.5
Nonclay refractories.....	13	53	4.2	1.0	1.7	-0.9	0.0	1.9
Nonclay refractories (excluding dead-burned magnesia).....	13	5301	4.2	1.0	1.7	-0.9	0.0	1.9
Nonclay refractories (excluding dead-burned magnesia).....	13	530112	4.2	1.0	1.7	-0.9	0.0	1.9
Asphalt felts and coatings.....	13	6	2.1	0.3	-0.3	0.9	0.1	-1.8
Prepared asphalt and tar roofing and siding products.....	13	61	2.3	0.3	-0.4	1.1	0.1	-2.1
Prepared asphalt and tar roofing and siding products.....	13	6101	2.3	0.3	-0.4	1.1	0.1	-2.1
Prepared asphalt and tar roofing and siding products.....	13	610131	2.3	0.3	-0.4	1.1	0.1	-2.1
Asphalt smooth-surfaced roll roofing and cap sheets, organic and fiberglass base.....	13	6101311	-	0.0	0.0	0.0	0.0	-
Asphalt mineral-surfaced roll roofing and cap sheets, organic and fiberglass base.....	13	6101312	2.7	0.0	-0.3	0.3	-0.1	0.0
Other prepared asphalt and tar products for roofing and siding.....	13	6101317	0.6	-0.4	0.0	-0.2	0.5	-0.2
Roofing asphalts, pitches, coatings, and cement.....	13	62	1.2	0.0	0.6	0.0	0.0	0.0
Roofing asphalts, pitches, coatings, and cement.....	13	6201	1.2	0.0	0.6	0.0	0.0	0.0
Roofing asphalts, pitches, coatings, and cement.....	13	620121	1.2	0.0	0.6	0.0	0.0	0.0
Gypsum products.....	13	7	0.8	-0.2	0.0	2.1	1.6	-0.6
Gypsum products.....	13	71	0.8	-0.2	0.0	2.1	1.6	-0.6
Gypsum products.....	13	7101	0.8	-0.2	0.0	2.1	1.6	-0.6
Gypsum building materials.....	13	710102	1.0	-0.2	0.0	2.5	1.9	-0.7
Other gypsum products.....	13	710116	0.0	0.0	0.0	0.0	0.0	0.0
Glass containers.....	13	8	1.2	-0.1	3.6	0.3	0.0	-0.7
Glass containers.....	13	81	1.2	-0.1	3.6	0.3	0.0	-0.7
Glass containers (including value of packaging).....	13	8101	1.2	-0.1	3.6	0.3	0.0	-0.7
Glass containers (including value of packaging).....	13	810104	1.2	-0.1	3.6	0.3	0.0	-0.7
Other nonmetallic minerals.....	13	9	3.0	-0.2	3.9	0.5	0.2	-1.6
Insulation materials.....	13	92	3.8	0.3	1.9	1.9	0.3	0.0
Mineral wool for thermal and acoustical envelope insulation.....	13	9201	1.3	0.3	0.4	2.1	1.0	-0.3
Mineral wool for thermal and acoustical envelope insulation.....	13	920105	1.3	0.3	0.4	2.1	1.0	-0.3
Mineral wool for industrial, equipment, and appliance insulation.....	13	9202	7.4	0.5	4.0	1.5	-0.8	0.3
Mineral wool for industrial, equipment, and appliance insulation.....	13	920201	7.4	0.5	4.0	1.5	-0.8	0.3
Paving mixtures and blocks.....	13	94	1.8	-0.4	8.1	0.2	-0.2	-4.9
Paving mixtures and blocks.....	13	9401	1.8	-0.4	8.1	0.2	-0.2	-4.9
Paving mixtures and blocks.....	13	940113	1.8	-0.4	8.1	0.2	-0.2	-4.9
Emulsified asphalt, including liquid additives.....	13	940113A	4.5	0.4	-0.2	-0.4	0.7	1.1
Other liquid asphalt and tar paving materials, including cut-backs.....	13	940113B	-1.5	0.0	1.8	-0.1	0.2	0.2
Asphalt and tar paving mixtures (excluding liquid).....	13	940113C	-1.0	-1.4	20.9	0.8	-1.4	-12.5
Cut stone and stone products.....	13	95	2.5	0.0	1.5	0.7	0.0	0.0
Cut stone and stone products.....	13	9501	2.5	0.0	1.5	0.7	0.0	0.0
Dressed dimension granite (including gneiss, syenite, diorite, and cut granite).....	13	950111	1.8	0.0	1.9	0.9	0.0	0.0
Dressed dimension limestone (including dolomite, travertine, calcareous, tufa, & cut limestone).....	13	950121	5.4	0.0	5.4	0.0	0.0	0.0
Dressed dimension marble and other stone.....	13	950151	3.2	0.0	0.0	0.5	0.0	0.0
Gaskets, packing, and sealing devices.....	13	98	2.0	0.0	1.8	-0.5	0.1	0.0
Gaskets and gasketing material.....	13	9801	1.2	0.0	0.6	0.0	0.1	0.0
Nonmetallic gaskets and gasketing.....	13	980111	0.5	0.0	0.9	0.0	0.2	0.0
Metallic gaskets and machined seals.....	13	980112	2.0	0.0	0.3	0.0	0.0	0.0
Packing and sealing.....	13	9802	3.2	0.0	3.6	-1.3	0.0	0.0

See footnotes at end of table.

Table 7. Producer price index percentage changes for commodity and service groupings and individual items, not seasonally adjusted — Continued
 [April 2024]

Title	Commodity code		Unadjusted 12-month percent change ¹	Unadjusted 1-month percent change ¹				
	Group code	Item code		Apr. 2023 to Apr. 2024 ^P	Nov. to Dec.	Dec. to Jan. ^P	Jan. to Feb. ^P	Feb. to Mar. ^P
Molded packing and sealing devices.....	13	980212	2.6	0.0	0.8	0.0	0.0	0.0
Rotary oil seals.....	13	980214	4.0	0.0	3.5	0.0	0.0	0.0
Nonmetallic minerals and products, n.e.c.....	13	99	4.8	-0.5	1.6	0.7	1.0	0.6
Clay and stone mining and quarrying.....	13	9902	6.2	-0.9	0.9	1.2	1.9	1.0
Ground or treated minerals and earths.....	13	990209	3.1	-0.5	0.3	0.2	-0.3	1.5
Treated lightweight aggregate and crushed slag, minerals and earths.....	13	9902094	2.5	0.0	0.2	-0.6	-0.5	2.1
Other minerals and earths, treated.....	13	9902096	3.5	-1.3	0.0	1.0	-0.3	0.9
Dimension stone mining and quarrying.....	13	990211	24.5	0.0	6.7	0.4	0.0	0.0
Clay, excluding kaolin and ball clay.....	13	990214	1.0	0.1	-0.7	0.0	0.2	0.2
Bentonite.....	13	990214C	1.5	0.0	-0.4	0.0	0.0	0.0
All other nonmetallic minerals, including talc and gypsum.....	13	990299	12.8	-3.8	1.1	7.2	14.4	0.4
All other nonmetallic mineral products.....	13	9903	2.9	0.0	2.7	0.0	-0.3	0.0
Other nonmetallic mineral products.....	13	990319	0.2	0.0	0.5	0.0	-0.5	0.0
Transportation equipment.....	14	—	1.7	-0.1	0.3	0.2	0.1	0.1
Motor vehicles and equipment.....	14	1	1.0	-0.3	0.2	0.1	0.1	0.0
Motor vehicles.....	14	11	0.9	-0.5	0.2	0.2	0.0	0.0
Passenger cars and chassis.....	14	1101	-2.1	-2.9	0.1	0.0	-0.2	0.0
Passenger cars and chassis.....	14	110131	-2.1	-2.9	0.1	0.0	-0.2	0.0
Motorcycles, including three-wheel motorbikes, motorscooters, mopeds, and parts.....	14	1104	2.5	0.0	0.1	0.0	2.0	0.0
Motorcycles, including three-wheel motorbikes, motorscooters, mopeds, and parts.....	14	110401	2.5	0.0	0.1	0.0	2.0	0.0
Trucks, truck tractors, & bus chassis 14,000 lb or less, incl. minivans & suvs.....	14	1105	1.5	0.0	0.3	0.2	0.0	-0.1
Trucks, truck tractors, & bus chassis 14,000 lb or less, incl. minivans & suvs.....	14	110571	1.5	0.0	0.3	0.2	0.0	-0.1
Trucks, over 14,000 lbs GVW.....	14	1106	1.1	0.1	0.0	0.0	0.0	0.0
Trucks, over 14,000 lbs GVW.....	14	110684	1.1	0.1	0.0	0.0	0.0	0.0
Truck, truck tractors, and bus chassis (chassis of own manufacture) 14,001 to 33,000 lbs.....	14	1106841	2.6	0.1	0.0	0.0	0.0	0.1
Buses, including military and firefighting vehicles (chassis of own manufacture).....	14	1106843	1.6	0.0	0.0	0.0	0.0	0.0
Motor vehicles parts.....	14	12	1.1	-0.1	0.2	0.1	0.2	0.1
Motor vehicles parts.....	14	1205	1.1	-0.1	0.2	0.1	0.2	0.1
Gasoline engines and engine parts, excl. carburetors, pistons, and valves.....	14	120501	0.1	-1.7	0.0	0.1	1.1	0.0
Motor vehicle steering and suspension parts.....	14	120502	0.6	0.0	-1.4	0.2	-0.1	0.5
Motor vehicle transmission and power train.....	14	120503	1.9	0.1	0.2	0.0	-0.2	0.3
Motor vehicle drive train components, except wheels and brakes, new.....	14	1205031	1.7	0.1	0.0	0.0	-0.2	0.3
Motor vehicle transmissions except auxiliary and parts, new.....	14	12050310	1.7	0.0	2.6	-0.1	-0.4	-0.1
Parts for manual and automatic transmissions, new.....	14	12050313	1.0	0.4	-0.7	0.0	0.0	0.0
Other motor vehicle drive train components, except wheels and brakes, new.....	14	12050315	2.0	0.1	0.2	0.4	0.0	0.7
Motor vehicle drive train components, rebuilt.....	14	1205033	6.1	0.5	3.4	0.0	0.0	0.0
Motor vehicle brake systems.....	14	120504	0.5	0.5	3.0	-0.1	0.3	-1.5
Motor vehicle brake parts and assemblies, new.....	14	1205041	0.7	0.5	3.3	-0.2	0.3	-1.5
Motor vehicle drum brake assemblies and parts, new.....	14	1205041A	0.7	-0.5	4.0	-0.3	0.8	-1.4
Other motor vehicle brake parts and assemblies, new.....	14	1205041B	2.7	1.5	1.0	-0.1	0.2	0.2
Motor vehicle disc brake assemblies and parts, new.....	14	1205041C	-2.1	0.0	6.3	0.0	0.0	-4.2
Filters for internal combustion engines and motor vehicles.....	14	120505	—	0.0	0.0	0.0	—	—
Other motor vehicle parts.....	14	120508	1.4	0.2	0.2	0.2	-0.1	0.0
Vehicle seating and interior trim.....	14	120511	0.3	0.0	0.0	0.1	0.3	0.2
Automobile trimmings.....	14	1205111	1.0	0.0	0.0	0.1	0.4	0.7
Seats for public conveyance and aircraft.....	14	1205113	0.4	0.1	0.0	0.2	0.6	0.0
Carburetors, pistons, piston rings, and valves.....	14	120513	3.7	0.0	0.0	0.4	-0.1	0.0
Motor vehicle electrical and electronic equipment.....	14	120514	1.7	0.0	0.4	0.4	0.0	0.2
Vehicular lighting equipment.....	14	1205141	2.1	0.0	0.4	1.8	0.1	-0.2
Other motor vehicle electrical and electronic equipment.....	14	1205142	1.5	0.0	0.4	0.0	0.0	0.2
Battery charging alternators, generators, and regulators.....	14	12051422	1.5	-0.2	0.1	0.1	0.3	0.4
Parts for electrical and electronic engine equipment.....	14	12051424	6.8	0.0	0.1	0.0	0.0	6.1
All other miscellaneous non-engine electrical and electronic equipment.....	14	12051425	0.0	0.0	0.0	0.0	0.0	0.1
All other miscellaneous complete engine electrical equipment, including spark plugs.....	14	12051426	3.2	0.0	1.9	0.0	0.0	-1.0
Truck and bus bodies.....	14	13	3.2	0.6	0.7	0.0	0.3	0.0

See footnotes at end of table.

Table 7. Producer price index percentage changes for commodity and service groupings and individual items, not seasonally adjusted — Continued
 [April 2024]

Title	Commodity code		Unadjusted 12-month percent change ¹	Unadjusted 1-month percent change ¹				
	Group code	Item code		Apr. 2023 to Apr. 2024 ^P	Nov. to Dec.	Dec. to Jan. ^P	Jan. to Feb. ^P	Feb. to Mar. ^P
Truck and bus bodies sold separately.....	14	1301	3.6	0.8	0.9	0.0	0.3	0.0
Other truck and vehicle bodies, sold separately.....	14	13015	2.2	0.9	0.2	0.0	0.3	0.0
Dump truck bodies, sold separately.....	14	130151	—	0.0	0.0	0.0	0.0	—
All other truck and vehicle bodies, sold separately.....	14	130152	2.2	1.3	0.3	0.0	0.5	0.0
Service truck bodies, sold separately.....	14	130153	3.2	0.0	0.0	0.0	0.0	0.0
Complete vehicles on purchased chassis.....	14	1302	1.9	0.2	0.2	0.1	0.2	0.0
Buses and firefighting vehicles, complete, produced on purchased chassis.....	14	13027	0.8	0.1	0.0	0.1	0.1	0.0
Buses and firefighting vehicles, complete, produced on purchased chassis.....	14	130275	0.8	0.1	0.0	0.1	0.1	0.0
Other trucks and vehicles, complete, produced on purchased chassis, except upfitting trucks.....	14	130294	5.7	0.5	0.7	0.1	0.5	0.1
Truck trailers.....	14	14	-1.6	0.0	-0.3	0.6	-0.1	-0.4
Truck trailers.....	14	1406	-1.6	0.0	-0.3	0.6	-0.1	-0.4
Truck trailers and chassis, axle rating 10,000 lb or more.....	14	140602	-1.9	0.0	-0.4	0.6	-0.1	-0.4
Truck trailers and chassis, axle rating less than 10,000 lb.....	14	140603	0.6	-0.1	0.8	0.0	0.0	0.0
Motor homes, built on purchased chassis.....	14	15	0.9	0.0	0.0	0.0	0.0	0.2
Motor homes, built on purchased chassis.....	14	1501	0.9	0.0	0.0	0.0	0.0	0.2
Motor homes, built on purchased chassis.....	14	150101	0.9	0.0	0.0	0.0	0.0	0.2
Travel trailers and campers.....	14	16	0.6	0.0	0.0	0.0	0.0	0.0
Travel trailers.....	14	1601	0.3	0.0	0.0	0.0	0.0	0.0
Travel trailers.....	14	160101	0.3	0.0	0.0	0.0	0.0	0.0
Conventional travel trailers.....	14	1601016	0.7	0.0	0.0	0.0	0.0	0.0
Camping trailers, campers, pick-up covers, and parts.....	14	1602	1.8	0.0	0.0	0.0	0.0	0.0
Camping trailers, campers, pick-up covers, and parts.....	14	160201	1.8	0.0	0.0	0.0	0.0	0.0
Other parts and components, excluding appliances and furnishings.....	14	1602013	2.2	0.0	0.0	0.0	0.0	0.0
Truck campers, caps, box covers, and fold-down camping trailers.....	14	1602014	0.9	0.0	0.0	0.0	0.0	0.0
Aircraft and aircraft equipment.....	14	2	3.8	0.2	0.6	0.4	0.1	0.3
Aircraft.....	14	21	4.3	0.2	0.6	0.3	0.2	0.2
Civilian aircraft.....	14	2102	3.3	0.3	0.5	0.4	0.2	0.2
Civilian aircraft.....	14	210206	3.3	0.3	0.5	0.4	0.2	0.2
Military aircraft.....	14	2104	7.0	0.0	0.9	0.0	0.0	0.0
Military aircraft.....	14	210401	7.0	0.0	0.9	0.0	0.0	0.0
Aircraft engine and engine parts.....	14	23	3.2	0.5	0.8	0.6	0.0	0.1
Aircraft engine and engine parts.....	14	2301	3.2	0.5	0.8	0.6	0.0	0.1
Aircraft engine and engine parts.....	14	230101	3.2	0.5	0.8	0.6	0.0	0.1
Aeronautical services on aircraft engines.....	14	2301015	13.4	2.9	-0.2	4.5	0.0	0.0
Aircraft engine parts and accessories.....	14	2301017	3.3	0.2	1.8	-0.1	0.0	0.1
Parts and accessories for military aircraft engines.....	14	23010175	1.4	0.5	0.3	0.0	-0.1	0.0
Parts and accessories for civilian aircraft engines.....	14	23010177	4.3	0.0	2.6	-0.1	0.1	0.2
Other aircraft parts and equipment.....	14	25	2.6	0.0	0.5	0.3	0.0	1.2
Other aircraft parts and equipment.....	14	2501	2.6	0.0	0.5	0.3	0.0	1.2
Aircraft propellers and helicopter rotors.....	14	250102	1.3	0.0	0.0	0.0	0.1	0.6
Aircraft parts and auxiliary equipment.....	14	250103	2.7	0.0	0.5	0.3	0.0	1.2
Aircraft landing gear for civilian and military aircraft.....	14	2501032	5.2	0.0	4.4	0.8	0.0	0.0
Other aircraft subassemblies and parts for military aircraft.....	14	2501033	2.7	0.0	0.3	1.4	0.0	0.0
Other aircraft subassemblies and parts for civilian aircraft.....	14	2501034	2.7	0.0	0.3	0.2	0.0	1.5
Ships and boats.....	14	3	2.8	0.1	0.2	0.1	0.1	0.2
Ships.....	14	31	2.7	0.1	0.0	0.3	0.0	0.3
Military self-propelled ships, new construction.....	14	3102	1.9	-0.2	0.0	0.4	0.0	0.4
Military self-propelled ships, new construction.....	14	310201	1.9	-0.2	0.0	0.4	0.0	0.4
Nonmilitary self-propelled ships, new construction.....	14	3103	4.9	1.9	0.0	0.0	0.0	0.0
Nonmilitary self-propelled ships, new construction.....	14	310301	4.9	1.9	0.0	0.0	0.0	0.0
Boats.....	14	32	2.9	0.1	0.4	-0.1	0.1	0.2
Outboard motorboats, including commercial and military (except sailboats and lifeboats).....	14	3201	2.9	0.1	0.4	-0.1	0.2	0.2
Outboard motorboats, wood or metal, incl. comm. and military (exc. sailboats and lifeboats).....	14	320107	0.8	0.2	0.2	-1.3	0.3	0.5
Outboard motorboats, plastics/fiberglass, incl. comm. and mil. (exc. sailboats and lifeboats).....	14	320108	4.0	0.0	0.5	0.5	0.1	0.0
Inboard motorboats, including commercial and military (except sailboats and lifeboats).....	14	3202	4.5	0.6	-0.2	0.4	0.0	0.7
Inboard cabin cruisers, including commercial and military (except sailboats and lifeboats).....	14	320206	5.3	0.8	0.7	0.5	0.1	0.2

See footnotes at end of table.

Table 7. Producer price index percentage changes for commodity and service groupings and individual items, not seasonally adjusted — Continued
 [April 2024]

Title	Commodity code		Unadjusted 12-month percent change ¹	Unadjusted 1-month percent change ¹				
	Group code	Item code		Apr. 2023 to Apr. 2024 ^P	Nov. to Dec.	Dec. to Jan. ^P	Jan. to Feb. ^P	Feb. to Mar. ^P
Other inboard motorboats, including commercial and military (except sailboats and lifeboats).....	14	320207	2.3	0.0	-2.5	0.0	0.0	2.1
Inboard-outdrive boats, including commercial and military (except sailboats and lifeboats).....	14	3203	2.4	-0.4	0.0	-0.4	0.0	-0.5
All other inboard-outdrive boats, incl. comm. and military (except sailboats and lifeboats).....	14	320310	2.4	-0.4	0.0	-0.4	0.0	-0.4
All other boats (excluding military and commercial).....	14	3204	2.9	0.0	1.4	0.0	0.0	0.0
All other boats (excluding military and commercial).....	14	320406	2.9	0.0	1.4	0.0	0.0	0.0
Railroad equipment.....	14	4	0.9	0.0	0.1	0.1	0.1	0.0
Railroad cars and locomotives.....	14	44	0.5	0.0	0.0	0.0	0.0	0.0
Railroad cars and locomotives.....	14	4401	0.5	0.0	0.0	0.0	0.0	0.0
Railroad cars.....	14	440102	1.2	0.0	0.1	0.0	0.0	0.0
Railway maintenance of way equipment and parts.....	14	45	2.0	0.0	0.2	0.4	0.3	0.0
Railway maintenance of way equipment and parts.....	14	4501	2.0	0.0	0.2	0.4	0.3	0.0
Air brake and other brake equipment.....	14	450101	-0.1	0.0	0.0	0.0	0.3	-0.1
Transportation equipment, n.e.c.....	14	9	-1.7	-0.1	-0.4	-0.1	-1.2	0.0
Transportation equipment, n.e.c.....	14	91	-1.7	-0.1	-0.4	-0.1	-1.2	0.0
Other transportation equipment, incl. golf carts, vehicle trailers, and all-terrain vehicles.....	14	9111	-1.7	-0.1	-0.4	-0.1	-1.2	0.0
Automobile and light truck trailers.....	14	911104	-1.1	-0.6	-1.7	-0.3	0.0	0.0
All other miscellaneous transportation equipment, including all-terrain vehicles.....	14	911105	-2.4	0.1	0.2	0.0	-2.0	0.0
All-terrain vehicles and parts.....	14	9111051	-0.4	0.3	0.4	0.0	-0.8	0.0
All other miscellaneous transportation equipment and parts.....	14	9111052	-3.3	0.0	0.1	0.0	-2.7	0.0
Miscellaneous products.....	15	-	5.6	0.6	0.5	0.9	0.4	0.2
Toys, sporting goods, small arms, etc.....	15	1	7.7	1.3	1.4	0.2	1.2	0.0
Toys, games, and children's vehicles.....	15	11	0.2	0.0	0.1	0.0	0.0	0.0
Toys, games, and children's vehicles.....	15	1101	0.2	0.0	0.1	0.0	0.0	0.0
Nonelectronic games and puzzles (excl. toys), and electronic toys (incl. parts).....	15	110152	0.0	0.0	0.0	0.0	0.0	0.0
Nonelectronic games and puzzles, including parts.....	15	1101521	0.0	0.0	0.0	0.0	0.0	0.0
Other nonelectronic toys, including parts.....	15	110154	0.2	0.0	0.2	0.0	0.0	0.0
Models, science & craft kits/supply, & collectors' miniatures.....	15	110155	2.8	0.0	2.1	0.0	0.0	-0.2
Sporting and athletic goods.....	15	12	11.9	2.1	1.2	0.3	2.0	0.0
Sporting and athletic goods.....	15	1201	11.9	2.1	1.2	0.3	2.0	0.0
Golf equipment, excluding apparel and shoes.....	15	120127	36.9	6.8	0.2	0.0	6.3	0.0
Bicycles, adult tricycles, unicycles and parts.....	15	120182	2.1	0.1	0.2	1.3	0.0	0.0
Playground equipment.....	15	120185	8.3	0.6	3.1	0.0	0.0	0.0
Gymnasium and exercise equipment.....	15	120192	0.8	0.0	0.0	1.0	0.0	0.0
Other sporting and athletic goods.....	15	120193	2.3	0.0	2.3	0.0	0.0	0.0
Small arms and ammunition.....	15	13	2.0	0.0	2.2	0.0	0.0	0.0
Small arms.....	15	1301	0.1	0.0	0.1	0.0	0.0	0.0
Single barrel shotguns, other small firearms n.e.c., and parts & attachments for small arms.....	15	130128	0.4	0.0	0.4	0.0	0.0	0.0
Small arms ammunition.....	15	1302	5.4	0.0	5.9	0.0	0.1	0.0
Small arms cartridges and shells.....	15	130281	6.2	0.0	6.9	0.0	0.1	0.0
Other ammunition products.....	15	130282	2.2	0.0	2.2	0.0	0.0	0.0
Tobacco products, incl. stemmed & redried.....	15	2	10.2	0.0	0.8	2.1	0.1	0.1
Cigarettes, excluding electronic.....	15	21	11.2	0.0	0.8	2.4	0.0	0.0
Cigarettes, excluding electronic.....	15	2101	11.2	0.0	0.8	2.4	0.0	0.0
Cigarettes, excluding electronic.....	15	210105	11.2	0.0	0.8	2.4	0.0	0.0
Stemmed and redried tobacco.....	15	24	3.0	0.2	0.4	0.0	2.4	0.0
Stemmed and redried tobacco.....	15	2402	3.0	0.2	0.4	0.0	2.4	0.0
Stemmed and redried tobacco.....	15	240208	3.0	0.2	0.4	0.0	2.4	0.0
Tobacco, unstemmed leaf, redried before packing.....	15	2402081	5.3	0.4	0.4	0.0	4.3	0.0
Tobacco, stemmed.....	15	2402084	-	0.0	0.4	0.0	0.0	-
Other tobacco products.....	15	25	5.4	0.0	0.6	0.3	0.0	1.2
Other tobacco products.....	15	2501	5.4	0.0	0.6	0.3	0.0	1.2
Other tobacco products.....	15	250101	5.4	0.0	0.6	0.3	0.0	1.2
Cigars.....	15	2501011	2.7	0.0	0.0	0.0	0.0	0.2
Chewing and smoking tobacco.....	15	2501014	6.2	0.0	0.8	0.4	0.0	1.4
Notions.....	15	3	3.7	1.7	0.0	0.1	0.0	0.0

See footnotes at end of table.

Table 7. Producer price index percentage changes for commodity and service groupings and individual items, not seasonally adjusted — Continued
 [April 2024]

Title	Commodity code		Unadjusted 12-month percent change ¹	Unadjusted 1-month percent change ¹				
	Group code	Item code		Apr. 2023 to Apr. 2024 ^P	Nov. to Dec.	Dec. to Jan. ^P	Jan. to Feb. ^P	Feb. to Mar. ^P
Fasteners, zippers, buttons, needles, pins, and buckles.....	15	32	3.7	1.7	0.0	0.1	0.0	0.0
Fasteners, zippers, buttons, needles, pins, and buckles.....	15	3201	3.7	1.7	0.0	0.1	0.0	0.0
Fasteners, zippers, buttons, needles, pins, and buckles (except precious metal).....	15	320100	3.7	1.7	0.0	0.1	0.0	0.0
Photographic equipment and supplies.....	15	4	5.3	8.1	-5.7	3.4	0.4	3.1
Photographic supplies.....	15	42	4.7	10.6	-8.8	4.4	0.4	4.0
Photographic supplies.....	15	4206	4.7	10.6	-8.8	4.4	0.4	4.0
Photographic supplies.....	15	420601	4.7	10.6	-8.8	4.4	0.4	4.0
Prepared photographic chemicals.....	15	4206011	-2.2	-1.3	0.2	0.0	0.0	0.6
Photographic sensitized film, plates, paper, & cloth.....	15	4206012	7.6	15.6	-12.0	6.3	0.6	5.4
Photographic sensitized film, plates, paper, & cloth, silver-halide-type (excl X-ray).....	15	42060121	8.3	18.5	-14.1	7.5	-	-
Photographic sensitized film, plates, paper & cloth, other than silver-halide-type (incl X-ray).....	15	42060122	3.9	1.0	0.0	0.0	3.9	2.7
Mobile homes.....	15	5	-0.7	0.0	0.0	0.2	0.0	0.5
Manufactured homes (mobile homes), all sizes (incl. multisection).....	15	53	-0.7	0.0	0.0	0.2	0.0	0.5
Manufactured mobile homes and nonresidential mobile buildings.....	15	5303	-0.7	0.0	0.0	0.2	0.0	0.5
Manufactured homes (mobile homes), all width sizes (incl. multisection).....	15	530301	-0.7	0.0	0.0	0.2	0.0	0.5
Medical, surgical & personal aid devices.....	15	6	2.7	0.1	0.8	0.5	0.1	0.0
Surgical and medical instruments.....	15	62	2.8	0.0	1.3	0.0	0.6	0.0
Surgical and medical instruments.....	15	6201	2.8	0.0	1.3	0.0	0.6	0.0
Surgical and medical instruments.....	15	620103	2.8	0.0	1.3	0.0	0.6	0.0
Surgical and medical catheters.....	15	6201031	4.1	-0.8	3.0	0.0	1.2	0.0
Orthopedic and surgical instruments.....	15	6201033	3.2	0.1	0.2	0.1	2.0	0.0
Other surgical and medical apparatus and instruments, excluding parts.....	15	6201037	2.6	0.1	2.6	0.0	-0.4	0.0
Parts for surgical and medical apparatus and instruments.....	15	6201038	0.7	0.3	1.6	0.0	-1.0	0.0
Medical and surgical appliances and supplies.....	15	63	1.2	0.1	0.1	0.5	-0.3	0.0
Medical and surgical appliances and supplies.....	15	6301	1.2	0.1	0.1	0.5	-0.3	0.0
Medical and surgical appliances and supplies.....	15	630104	1.2	0.1	0.1	0.5	-0.3	0.0
Artificial joints and limbs.....	15	6301041	-3.1	1.0	-1.3	0.1	-1.9	-0.8
Other orthopedic and prosthetic appliances.....	15	6301042	-0.9	0.2	0.0	0.0	-0.1	-0.1
All other surgical and medical items.....	15	6301044	2.2	-0.1	0.3	0.6	-0.1	0.1
Ophthalmic goods.....	15	64	8.0	0.0	0.7	3.3	-0.5	0.0
Ophthalmic goods.....	15	6401	8.0	0.0	0.7	3.3	-0.5	0.0
Dental equipment and supplies.....	15	65	4.3	0.2	0.9	0.3	0.0	0.1
Dental equipment and supplies.....	15	6501	4.3	0.2	0.9	0.3	0.0	0.1
Dental equipment and supplies.....	15	650107	4.3	0.2	0.9	0.3	0.0	0.1
Professional dental equipment and supplies.....	15	6501071	3.8	0.3	1.1	0.3	0.0	0.0
Professional dental equipment.....	15	65010713	2.8	0.0	1.1	0.2	0.0	0.0
Professional dental supplies.....	15	65010714	6.5	0.9	1.3	0.8	-0.1	0.1
Other industrial safety equipment.....	15	7	4.0	0.0	1.2	0.5	0.4	0.0
Personal safety equipment and clothing.....	15	71	4.0	0.0	1.2	0.5	0.4	0.0
Personal safety equipment and clothing.....	15	7108	4.0	0.0	1.2	0.5	0.4	0.0
Personal safety equipment and clothing.....	15	710802	4.0	0.0	1.2	0.5	0.4	0.0
Other miscellaneous products.....	15	9	4.0	0.6	0.0	0.3	1.1	0.5
Burial caskets.....	15	91	-0.5	0.0	1.5	0.0	0.0	0.1
Burial caskets.....	15	9101	-0.5	0.0	1.5	0.0	0.0	0.1
Burial caskets.....	15	910109	-0.5	0.0	1.5	0.0	0.0	0.1
Metal burial caskets & coffins, completely lined & trimmed, adult sizes.....	15	9101091	-1.4	0.0	0.0	0.0	0.0	0.2
Musical instruments.....	15	93	2.0	0.0	0.1	0.0	0.0	0.3
Musical instruments.....	15	9301	2.0	0.0	0.1	0.0	0.0	0.3
Nonelectronic pianos, organs, and nonelectronic piano and organ parts, excluding benches.....	15	930113	2.6	0.0	0.0	0.0	0.0	0.0
Other musical instruments and parts.....	15	930117	1.9	0.0	0.1	0.0	0.0	0.3
Other nonelectronic musical instruments.....	15	9301172	4.7	0.0	0.4	0.0	0.0	1.4
Other musical instrument parts & accessories, sold separately, excl. benches & instrument cases.....	15	9301173	-	0.0	0.0	0.0	0.0	0.0
Jewelry and jewelry products.....	15	94	4.4	1.4	0.5	0.0	1.2	1.7
Jewelry (gold and platinum) and silverware.....	15	9402	5.9	2.6	0.5	-0.2	1.9	2.4

See footnotes at end of table.

Table 7. Producer price index percentage changes for commodity and service groupings and individual items, not seasonally adjusted — Continued
 [April 2024]

Title	Commodity code		Unadjusted 12-month percent change ¹	Unadjusted 1-month percent change ¹				
	Group code	Item code		Apr. 2023 to Apr. 2024 ^P	Nov. to Dec.	Dec. to Jan. ^P	Jan. to Feb. ^P	Feb. to Mar. ^P
Jewelry, gold and platinum.....	15	940222	5.9	2.6	0.5	-0.2	1.9	2.4
Costume jewelry and novelties.....	15	9404	1.5	0.0	0.6	0.0	0.0	0.0
Costume jewelry and novelties.....	15	940415	1.5	0.0	0.6	0.0	0.0	0.0
All other jewelry and personal goods (excluding costume).....	15	9407	2.9	-0.1	0.0	0.6	0.5	1.6
All other jewelry and personal goods (excluding costume).....	15	940714	2.9	-0.1	0.0	0.6	0.5	1.6
Jewelers' material and lapidary work.....	15	9408	4.2	0.3	0.4	-0.4	0.7	0.8
Pens, pencils, and marking devices.....	15	95	1.1	0.0	0.6	0.0	0.0	0.8
Pens, markers, mechanical pencils, and associated parts.....	15	9502	1.4	0.0	1.2	-0.2	0.0	2.6
Pens, markers, mechanical pencils, and associated parts.....	15	950210	1.4	0.0	1.2	-0.2	0.0	2.6
Lead pencils, art goods, office supplies and small office equipment, excluding paper.....	15	9503	0.5	0.0	0.5	0.0	0.0	0.0
Lead pencils, art goods, office supplies and small office equipment, excluding paper.....	15	950307	0.5	0.0	0.5	0.0	0.0	0.0
Marking devices.....	15	9504	2.2	0.0	0.0	0.2	0.0	0.4
Marking devices.....	15	950406	2.2	0.0	0.0	0.2	0.0	0.4
Brooms and brushes.....	15	97	2.4	0.0	0.5	0.2	0.0	0.1
Brooms, brushes and mops.....	15	9705	2.4	0.0	0.5	0.2	0.0	0.1
Brooms, mops, and dusters.....	15	970501	4.2	0.0	1.2	0.0	0.0	0.0
Brooms.....	15	9705011	6.9	0.0	0.5	0.0	0.0	0.0
Mops and dusters, including refills.....	15	9705012	1.9	0.0	1.9	0.0	0.0	0.0
Paint and varnish brushes and rollers.....	15	970502	1.4	0.0	-0.1	1.5	0.0	0.0
Paint and varnish brushes.....	15	9705021	3.0	0.0	0.0	3.0	0.0	0.0
Paint holders, pads, roller frames, and rollers.....	15	9705022	0.0	0.0	-0.1	0.1	0.0	0.0
Other brushes, excl. paint and varnish brushes.....	15	970503	1.7	0.0	0.4	-0.1	0.0	0.1
Personal brushes.....	15	9705031	—	0.0	0.0	0.0	0.0	—
Brushes, other than personal.....	15	9705032	2.8	0.0	0.6	-0.1	0.0	0.0
Miscellaneous products, n.e.c.....	15	9A	4.7	0.7	-0.3	0.4	1.4	0.2
Candles.....	15	9A01	1.8	0.0	1.8	0.0	0.0	0.0
Candles.....	15	9A0101	1.8	0.0	1.8	0.0	0.0	0.0
Signs and advertising displays.....	15	9A04	9.1	0.2	0.8	0.7	2.3	0.3
Non-electric signs and displays.....	15	9A0402	10.0	0.4	1.4	1.2	1.3	0.5
All other miscellaneous fabricated products and recyclable materials.....	15	9A09	-1.8	1.5	-2.5	0.0	0.1	0.0
Other miscellaneous fabricated products.....	15	9A0901	1.2	0.2	0.4	0.0	0.1	0.0
Reproduction of audio and video media and software.....	15	9D	1.2	-0.2	0.0	-0.1	0.1	0.6
Reproduction of audio and video media and software.....	15	9D01	1.2	-0.2	0.0	-0.1	0.1	0.6
Services²								
Transportation services.....	30	—	1.3	-0.3	0.5	0.8	0.5	-0.1
Transportation of freight and mail.....	30	1	1.6	-0.8	0.9	0.6	-0.3	0.4
Rail transportation of freight and mail.....	30	11	1.8	-0.1	1.1	-1.4	-0.1	0.9
Rail transportation of freight and mail.....	30	1101	1.8	-0.1	1.1	-1.4	-0.1	0.9
Rail transportation of freight and mail.....	30	110101	1.8	-0.1	1.1	-1.4	-0.1	0.9
Truck transportation of freight.....	30	12	-1.0	-1.6	-0.2	0.8	-0.5	0.5
Local motor carrying.....	30	1201	-0.4	0.3	0.5	0.3	0.7	0.6
Local motor carrying.....	30	120101	-0.4	0.3	0.5	0.3	0.7	0.6
Long-distance motor carrying.....	30	1202	-1.2	-2.2	-0.4	0.9	-1.0	0.5
Long-distance motor carrying.....	30	120201	-1.2	-2.2	-0.4	0.9	-1.0	0.5
Water transportation of freight.....	30	13	10.4	2.2	1.1	2.0	0.8	0.0
Deep sea water transportation of freight.....	30	1301	6.2	3.1	3.1	0.6	0.8	-0.4
Deep sea water transportation of freight.....	30	130101	6.2	3.1	3.1	0.6	0.8	-0.4
Coastal and intercoastal water transportation of freight.....	30	1302	13.3	3.8	-0.1	4.7	1.0	0.0
Coastal and intercoastal water transportation of freight.....	30	130201	13.3	3.8	-0.1	4.7	1.0	0.0
Great Lakes-St Lawrence Seaway water transportation of freight.....	30	1303	2.2	-1.0	-0.9	-0.3	1.7	2.7
Great lakes-St Lawrence Seaway water transportation of freight.....	30	130301	2.2	-1.0	-0.9	-0.3	1.7	2.7
Inland waterways transportation of freight.....	30	1304	16.1	-0.2	-0.2	1.5	0.4	0.1
Inland waterways transportation of freight.....	30	130401	16.1	-0.2	-0.2	1.5	0.4	0.1
Air transportation of freight.....	30	14	0.6	-1.1	-0.8	-0.6	0.3	0.0
Air transportation of freight.....	30	1401	0.6	-1.1	-0.8	-0.6	0.3	0.0
Air transportation of freight, domestic.....	30	140102	-1.0	-0.7	-0.1	-0.4	0.0	-0.7
Air transportation of freight, international.....	30	140103	3.4	-1.7	-2.0	-1.1	0.8	1.2
Courier, messenger, and U.S. postal services.....	30	16	5.4	-0.1	3.1	1.1	-0.1	0.0
U.S. Postal Service.....	30	1601	7.1	0.0	0.0	3.2	0.0	0.0
Mailing services (market dominant services).....	30	160107	8.4	0.0	0.0	2.5	0.0	0.0

See footnotes at end of table.

Table 7. Producer price index percentage changes for commodity and service groupings and individual items, not seasonally adjusted — Continued
 [April 2024]

Title	Commodity code		Unadjusted 12-month percent change ¹	Unadjusted 1-month percent change ¹				
	Group code	Item code		Apr. 2023 to Apr. 2024 ^P	Nov. to Dec.	Dec. to Jan. ^P	Jan. to Feb. ^P	Feb. to Mar. ^P
First class mail.....	30	1601071	7.6	0.0	0.0	2.4	0.0	0.0
Periodicals mail.....	30	1601072	9.9	0.0	0.0	1.7	0.0	0.0
Standard class mail.....	30	1601073	9.7	0.0	0.0	3.0	0.0	0.0
Package services mail.....	30	1601074	7.2	0.0	0.0	1.8	0.0	0.0
Special services and fees.....	30	1601075	8.3	0.0	0.0	2.1	0.0	0.0
Shipping services (competitive services).....	30	160108	4.0	0.0	0.0	4.8	0.0	0.0
Courier and messenger services, except air.....	30	1602	4.6	0.0	4.4	-0.3	0.1	0.1
Courier and messenger services, except air.....	30	160201	4.6	0.0	4.4	-0.3	0.1	0.1
Air mail and package delivery services, excluding by USPS.....	30	1603	4.6	-0.5	5.1	0.9	-0.6	-0.2
Air mail and package delivery services, excluding by USPS.....	30	160301	4.6	-0.5	5.1	0.9	-0.6	-0.2
Pipeline transportation.....	30	17	3.3	0.0	0.1	-0.7	0.0	1.5
Pipeline transportation of petroleum products.....	30	1701	10.2	0.0	0.4	0.1	0.0	0.0
Pipeline transportation of crude petroleum.....	30	170101	9.5	0.0	0.7	0.1	0.0	0.0
Pipeline transportation of refined petroleum products.....	30	170102	10.9	0.0	0.1	0.1	0.0	0.0
Pipeline transportation of natural gas.....	30	1702	-1.6	0.0	-0.1	-1.3	0.0	2.7
Pipeline transportation of natural gas.....	30	170201	-1.6	0.0	-0.1	-1.3	0.0	2.7
Transportation of passengers (partial).....	30	2	0.0	2.2	-1.3	1.5	4.1	-2.3
Rail transportation of passengers.....	30	21	0.0	0.0	0.0	0.0	0.0	0.0
Rail transportation of passengers.....	30	2101	0.0	0.0	0.0	0.0	0.0	0.0
Rail transportation of passengers.....	30	210101	0.0	0.0	0.0	0.0	0.0	0.0
Airline passenger services.....	30	22	0.0	2.2	-1.3	1.5	4.2	-2.3
Airline passenger services.....	30	2201	0.0	2.2	-1.3	1.5	4.2	-2.3
Airline passenger services, domestic.....	30	220101	0.7	0.2	-1.4	4.1	1.7	-2.2
Airline passenger services, international.....	30	220102	-2.1	8.8	-1.0	-6.1	12.1	-2.5
Services related to transportation activities.....	31	-	4.2	4.7	-0.5	0.8	-0.7	0.8
Services related to water transportation.....	31	1	5.8	0.4	1.0	0.8	0.8	0.2
Towing, tugging, docking, and related services.....	31	11	6.1	0.1	1.6	0.4	0.1	0.4
Towing, tugging, docking and related services.....	31	1101	6.1	0.1	1.6	0.4	0.1	0.4
Towing, tugging, docking and related services.....	31	110101	6.1	0.1	1.6	0.4	0.1	0.4
Operation of port waterfront terminals.....	31	12	6.9	-0.7	1.6	2.1	1.2	0.0
Operation of port waterfront terminals.....	31	1201	6.9	-0.7	1.6	2.1	1.2	0.0
Operation of port waterfront terminals.....	31	120101	6.9	-0.7	1.6	2.1	1.2	0.0
Marine cargo handling.....	31	13	5.2	1.1	0.2	0.4	1.2	0.1
Marine cargo handling.....	31	1301	5.2	1.1	0.2	0.4	1.2	0.1
Marine cargo handling.....	31	130101	5.2	1.1	0.2	0.4	1.2	0.1
Services related to air transportation.....	31	2	7.0	-0.5	0.5	0.0	2.2	0.0
Other airport operations, excluding aircraft maintenance and repair.....	31	21	7.0	-0.5	0.5	0.0	2.2	0.0
Other airport operations, excluding aircraft maintenance and repair.....	31	2101	7.0	-0.5	0.5	0.0	2.2	0.0
Other airport operations, excluding aircraft maintenance and repair.....	31	210101	7.0	-0.5	0.5	0.0	2.2	0.0
Other services related to transportation activities (partial).....	31	3	2.6	8.6	-1.3	1.1	-2.4	1.3
Arrangement of freight and cargo.....	31	31	6.7	15.7	-2.0	3.6	-4.0	2.3
Arrangement of freight and cargo.....	31	3101	6.7	15.7	-2.0	3.6	-4.0	2.3
Arrangement of freight and cargo.....	31	310101	6.7	15.7	-2.0	3.6	-4.0	2.3
Freight forwarding.....	31	32	-2.8	0.0	-0.4	-2.4	0.0	0.0
Freight forwarding.....	31	3201	-2.8	0.0	-0.4	-2.4	0.0	0.0
Freight forwarding.....	31	320101	-2.8	0.0	-0.4	-2.4	0.0	0.0
Warehousing, storage, and related services.....	32	-	3.2	-0.1	0.5	2.1	1.0	1.5
Warehousing, storage, and related services.....	32	1	3.2	-0.1	0.5	2.1	1.0	1.5
Warehousing, storage, and related services.....	32	11	3.2	-0.1	0.5	2.1	1.0	1.5
Warehousing, storage, and related services.....	32	1101	3.2	-0.1	0.5	2.1	1.0	1.5
Warehousing, storage, and related services.....	32	110101	3.2	-0.1	0.5	2.1	1.0	1.5
Publishing sales, excluding software.....	33	-	4.9	1.0	1.3	1.2	0.3	0.1
Book, periodical, and newspaper publishing sales and subscriptions.....	33	1	4.8	1.5	1.2	0.9	0.2	0.1
Sales of books.....	33	11	7.5	1.2	2.5	1.4	0.5	0.2
Sales of textbooks.....	33	1101	3.5	0.2	0.6	0.6	-0.7	0.6
Sales of textbooks.....	33	110101	3.5	0.2	0.6	0.6	-0.7	0.6
Sales of technical, scientific, and professional books.....	33	1102	11.6	0.1	4.9	3.4	2.1	0.3
Sales of technical, scientific, and professional books.....	33	110201	11.6	0.1	4.9	3.4	2.1	0.3

See footnotes at end of table.

Table 7. Producer price index percentage changes for commodity and service groupings and individual items, not seasonally adjusted — Continued
 [April 2024]

Title	Commodity code		Unadjusted 12-month percent change ¹	Unadjusted 1-month percent change ¹				
	Group code	Item code		Apr. 2023 to Apr. 2024 ^P	Nov. to Dec.	Dec. to Jan. ^P	Jan. to Feb. ^P	Feb. to Mar. ^P
Sales of religious books.....	33	1103	-2.1	-0.1	-1.9	4.1	-0.4	-3.4
Sales of religious books.....	33	110301	-2.1	-0.1	-1.9	4.1	-0.4	-3.4
Sales of general adult and juvenile books.....	33	1104	3.4	0.7	1.4	-1.2	-1.1	0.5
Sales of general adult and juvenile books.....	33	110402	3.4	0.7	1.4	-1.2	-1.1	0.5
Sales of general adult books.....	33	1104021	4.6	0.5	2.4	-2.9	-0.4	0.5
Sales of juvenile books.....	33	1104022	1.7	1.0	0.2	1.1	-2.1	0.5
Sales of general reference books.....	33	1105	14.0	12.4	0.3	0.4	-0.2	-0.3
Sales of general reference books.....	33	110501	14.0	12.4	0.3	0.4	-0.2	-0.3
Sales and subscriptions of periodicals and newspapers.....	33	12	2.3	1.8	0.0	0.4	0.0	0.0
Sales and subscriptions of periodicals.....	33	1201	0.3	0.0	0.0	0.2	0.0	0.0
Sales and subscriptions of periodicals.....	33	120101	0.3	0.0	0.0	0.2	0.0	0.0
Newspaper subscription and single copy sales.....	33	1202	3.8	3.0	0.0	0.5	0.0	0.0
Newspaper subscription and single copy sales.....	33	120205	3.8	3.0	0.0	0.5	0.0	0.0
Newspaper subscriptions, print and online bundled.....	33	1202051	8.9	0.1	0.1	5.9	0.1	0.2
Newspaper subscriptions, print only.....	33	1202052	3.3	3.3	0.0	0.0	0.0	0.0
Greeting card publishing sales.....	33	3	0.2	0.0	0.0	0.0	0.0	0.0
Greeting card publishing sales.....	33	31	0.2	0.0	0.0	0.0	0.0	0.0
Greeting card publishing sales.....	33	3101	0.2	0.0	0.0	0.0	0.0	0.0
Greeting card publishing sales.....	33	310101	0.2	0.0	0.0	0.0	0.0	0.0
Calendars, yearbooks, and other miscellaneous publishing sales.....	33	4	3.1	0.0	0.7	-0.3	0.1	0.0
Calendars, yearbooks, and other miscellaneous publishing sales.....	33	41	3.1	0.0	0.7	-0.3	0.1	0.0
Calendars, yearbooks, and other miscellaneous publishing sales.....	33	4101	3.1	0.0	0.7	-0.3	0.1	0.0
Calendars, yearbooks, and other miscellaneous publishing sales.....	33	410101	3.1	0.0	0.7	-0.3	0.1	0.0
Directory, mailing list, and related compilations publishing sales.....	33	6	6.8	-0.2	1.9	3.1	0.7	0.2
Directory, mailing list, and related compilations publishing sales.....	33	61	6.8	-0.2	1.9	3.1	0.7	0.2
Directory, mailing list, and related compilations publishing sales.....	33	6101	6.8	-0.2	1.9	3.1	0.7	0.2
Directory, mailing list, and related compilations publishing sales.....	33	610101	6.8	-0.2	1.9	3.1	0.7	0.2
Software publishing.....	34	-	2.7	1.6	-1.8	-0.1	0.3	-0.2
System software publishing.....	34	1	1.4	1.3	-4.5	0.4	0.9	-0.3
System software publishing.....	34	11	1.4	1.3	-4.5	0.4	0.9	-0.3
System software publishing.....	34	1101	1.4	1.3	-4.5	0.4	0.9	-0.3
System software publishing.....	34	110101	1.4	1.3	-4.5	0.4	0.9	-0.3
Application software publishing.....	34	2	4.2	1.9	1.2	-0.6	-0.4	0.0
Application software publishing.....	34	21	4.2	1.9	1.2	-0.6	-0.4	0.0
Desktop and portable device application software publishing.....	34	2101	5.3	0.1	2.2	1.9	0.3	-0.6
Desktop and portable device application software publishing.....	34	210101	5.3	0.1	2.2	1.9	0.3	-0.6
Application software publishing, cross-industry, vertical market, utilities, and other.....	34	2103	-0.1	3.8	0.9	-1.3	0.1	-0.5
Application software publishing, cross-industry, vertical market, utilities, and other.....	34	210301	-0.1	3.8	0.9	-1.3	0.1	-0.5
Application software publishing, game software.....	34	2104	16.8	0.1	0.2	-3.4	-3.0	2.4
Application software publishing, game software.....	34	210401	16.8	0.1	0.2	-3.4	-3.0	2.4
Network compensation from broadcast and cable television and radio.....	35	-	0.2	0.0	0.2	0.0	0.0	0.0
Affiliate agreements, programming sales, and retransmission fees for cable and broadcast tv.....	35	1	0.7	0.0	0.3	0.0	0.0	0.0
Affiliate agreements, programming sales, and retransmission fees for cable and broadcast tv.....	35	11	0.7	0.0	0.3	0.0	0.0	0.0
Affiliate agreements, programming sales, and retransmission fees for cable and broadcast tv.....	35	1101	0.7	0.0	0.3	0.0	0.0	0.0
Affiliate agreements, programming sales, and retransmission fees for cable and broadcast tv.....	35	110101	0.7	0.0	0.3	0.0	0.0	0.0
Affiliate agreements, programming sales, and retransmission fees for radio.....	35	2	-1.2	0.0	0.0	0.0	0.0	0.0
Affiliate agreements, programming sales, and retransmission fees for radio.....	35	21	-1.2	0.0	0.0	0.0	0.0	0.0
Affiliate agreements, programming sales, and network compensation for radio.....	35	2101	-1.2	0.0	0.0	0.0	0.0	0.0
Affiliate agreements, programming sales, and network compensation for radio.....	35	210101	-1.2	0.0	0.0	0.0	0.0	0.0
Advertising space and time sales.....	36	-	-2.1	0.1	1.2	1.2	-1.1	0.6
Advertising space sales in periodicals, newspapers, directories, and mailing lists.....	36	1	-0.9	0.1	0.1	0.2	0.0	0.4

See footnotes at end of table.

Table 7. Producer price index percentage changes for commodity and service groupings and individual items, not seasonally adjusted — Continued
 [April 2024]

Title	Commodity code		Unadjusted 12-month percent change ¹	Unadjusted 1-month percent change ¹				
	Group code	Item code		Apr. 2023 to Apr. 2024 ^P	Nov. to Dec.	Dec. to Jan. ^P	Jan. to Feb. ^P	Feb. to Mar. ^P
Advertising space sales in periodicals and newspapers.....	36	11	-1.1	0.2	0.1	0.2	0.1	0.4
Advertising space sales in periodicals.....	36	1101	1.4	0.0	0.6	0.2	0.0	0.3
Advertising space sales in newspapers.....	36	1102	-4.2	0.4	-0.5	0.2	0.1	0.7
Advertising space sales in newspapers, print only.....	36	110203	-4.2	0.4	-0.5	0.2	0.1	0.7
Advertising space sales in directories and mailing lists.....	36	12	0.1	0.0	0.0	0.0	0.0	0.0
Print advertising space sales in directories and mailing lists.....	36	1201	0.1	0.0	0.0	0.0	0.0	0.0
Print advertising space sales in directories and mailing lists.....	36	120101	0.1	0.0	0.0	0.0	0.0	0.0
Television advertising time sales.....	36	2	-7.8	0.1	-3.3	3.7	-4.9	1.8
Television advertising time sales.....	36	21	-7.8	0.1	-3.3	3.7	-4.9	1.8
Broadcast and network television advertising time sales.....	36	2101	-4.5	-4.7	-1.2	10.7	-7.2	0.3
Broadcast and network television advertising time sales.....	36	210101	-4.5	-4.7	-1.2	10.7	-7.2	0.3
Cable network advertising time sales.....	36	2102	-14.8	4.9	-5.6	-5.7	-3.2	3.7
Cable network advertising time sales.....	36	210201	-14.8	4.9	-5.6	-5.7	-3.2	3.7
Local cable system advertising time sales.....	36	2103	21.5	0.0	-0.3	21.7	0.0	0.0
Local cable system advertising time sales.....	36	210301	21.5	0.0	-0.3	21.7	0.0	0.0
Radio advertising time sales.....	36	3	-6.1	0.2	-18.7	6.7	0.9	-1.3
Radio advertising time sales.....	36	31	-6.1	0.2	-18.7	6.7	0.9	-1.3
Radio advertising time sales.....	36	3101	-6.1	0.2	-18.7	6.7	0.9	-1.3
Radio advertising time sales.....	36	310101	-6.1	0.2	-18.7	6.7	0.9	-1.3
Internet advertising sales.....	36	6	0.5	0.0	5.3	0.0	0.0	0.3
Internet advertising sales.....	36	61	0.5	0.0	5.3	0.0	0.0	0.3
Internet advertising sales.....	36	6101	0.5	0.0	5.3	0.0	0.0	0.3
Internet advertising sales.....	36	610101	0.5	0.0	5.3	0.0	0.0	0.3
Telecommunication, cable, and internet user services.....	37	-	2.0	0.5	0.7	0.4	-0.1	1.1
Wired telephone services.....	37	1	2.2	-0.1	-0.1	0.5	0.0	0.3
Residential wired telephone services.....	37	11	3.6	0.1	0.2	-0.1	0.0	0.7
Local residential wired telephone service.....	37	1101	1.7	0.2	0.0	0.2	0.0	0.0
Local residential wired telephone service.....	37	110101	1.7	0.2	0.0	0.2	0.0	0.0
Long distance residential wired telephone service.....	37	1102	6.3	-0.1	0.5	-0.6	-0.1	1.9
Long distance residential wired telephone service.....	37	110201	6.3	-0.1	0.5	-0.6	-0.1	1.9
All-distance residential wired telephone service.....	37	1103	12.0	0.2	3.4	0.9	0.2	0.1
All-distance residential wired telephone service.....	37	110301	12.0	0.2	3.4	0.9	0.2	0.1
Business wired telephone services.....	37	12	1.8	-0.2	-0.4	1.1	0.0	0.0
Local business wired telephone service.....	37	1201	-2.3	-0.2	-1.0	0.4	1.1	-0.2
Local business wired telephone service.....	37	120101	-2.3	-0.2	-1.0	0.4	1.1	-0.2
Long distance business wired telephone and other toll service.....	37	1202	-3.4	-0.9	-0.7	-0.4	-0.7	0.3
Long distance business wired telephone and other toll service.....	37	120201	-3.4	-0.9	-0.7	-0.4	-0.7	0.3
Private line wired telephone service.....	37	1204	7.5	0.2	0.1	2.4	-0.2	-0.1
Private line wired telephone service.....	37	120401	7.5	0.2	0.1	2.4	-0.2	-0.1
All-distance business wired telephone service (partial).....	37	1205	0.9	0.2	-0.7	-0.6	0.7	-0.3
All-distance business wired telephone service.....	37	120501	0.9	0.2	-0.7	-0.6	0.7	-0.3
Other telephone services.....	37	13	-0.1	0.0	0.0	-0.2	0.0	0.1
Other wired telephone services.....	37	1301	-0.1	0.0	0.0	-0.2	0.0	0.1
Other wired telephone services.....	37	130104	-0.1	0.0	0.0	-0.2	0.0	0.1
Wireless telecommunication services.....	37	2	1.0	0.0	0.0	-0.2	0.0	0.0
Cellular phone and other wireless telecommunication services.....	37	21	1.0	0.0	0.0	-0.2	0.0	0.0
Cellular phone and other wireless telecommunication services.....	37	2101	1.0	0.0	0.0	-0.2	0.0	0.0
Cellular phone and other wireless telecommunication services.....	37	210101	1.0	0.0	0.0	-0.2	0.0	0.0
Cable and satellite subscriber services.....	37	3	5.0	0.0	1.7	2.1	-0.5	1.4
Cable and satellite subscriber services.....	37	31	5.0	0.0	1.7	2.1	-0.5	1.4
Cable and satellite subscriber services.....	37	3101	5.0	0.0	1.7	2.1	-0.5	1.4
Cable and satellite subscriber services.....	37	310101	5.0	0.0	1.7	2.1	-0.5	1.4
Internet access services.....	37	4	-0.1	-0.3	0.8	0.5	0.0	0.4
Internet access services.....	37	41	-0.1	-0.3	0.8	0.5	0.0	0.4
Residential Internet access services.....	37	4102	1.1	-0.3	1.0	0.4	0.0	0.5
Residential Internet access services.....	37	410201	1.1	-0.3	1.0	0.4	0.0	0.5
Business Internet access services.....	37	4103	-2.9	-0.1	0.4	0.8	0.0	0.3
Business Internet access services.....	37	410301	-2.9	-0.1	0.4	0.8	0.0	0.3
Bundled wired telecommunications access services.....	37	5	2.8	1.9	1.6	0.4	-0.3	3.1

See footnotes at end of table.

Table 7. Producer price index percentage changes for commodity and service groupings and individual items, not seasonally adjusted — Continued
 [April 2024]

Title	Commodity code		Unadjusted 12-month percent change ¹	Unadjusted 1-month percent change ¹				
	Group code	Item code		Apr. 2023 to Apr. 2024 ^P	Nov. to Dec.	Dec. to Jan. ^P	Jan. to Feb. ^P	Feb. to Mar. ^P
Bundled wired telecommunications access services.....	37	51	2.8	1.9	1.6	0.4	-0.3	3.1
Bundled wired telecommunications access services.....	37	5101	2.8	1.9	1.6	0.4	-0.3	3.1
Bundled wired telecommunications access services.....	37	510101	2.8	1.9	1.6	0.4	-0.3	3.1
Data processing and related services.....	38	—	2.2	0.3	0.4	0.1	-0.3	0.6
Data processing and related services.....	38	1	2.2	0.3	0.4	0.1	-0.3	0.6
Data processing and related services.....	38	11	2.2	0.3	0.4	0.1	-0.3	0.6
Hosting, ASP and other IT infrastructure provisioning services.....	38	1101	3.4	0.5	0.6	0.2	-0.4	0.9
Hosting, ASP and other IT infrastructure provisioning services.....	38	110101	3.4	0.5	0.6	0.2	-0.4	0.9
Business process management services (partial).....	38	1102	0.2	0.0	0.0	0.0	0.0	0.0
Business process management services (partial).....	38	110201	0.2	0.0	0.0	0.0	0.0	0.0
Data management, information transformation and other services.....	38	1103	0.1	0.0	0.0	0.0	0.0	0.0
Data management, information transformation and other services.....	38	110301	0.1	0.0	0.0	0.0	0.0	0.0
Credit intermediation services (partial).....	39	—	7.4	-0.5	3.3	0.9	0.0	1.6
Loan services (partial).....	39	1	3.7	-2.1	4.5	0.9	-1.1	2.6
Business loans (partial).....	39	11	1.1	-4.1	6.0	0.1	-1.8	2.3
Business loans (partial).....	39	1101	1.1	-4.1	6.0	0.1	-1.8	2.3
Business loans (partial).....	39	110101	1.1	-4.1	6.0	0.1	-1.8	2.3
Consumer loans (partial).....	39	12	13.1	3.6	1.2	3.1	0.7	3.7
Residential real estate loans (partial).....	39	1201	14.7	4.9	0.4	3.3	1.3	3.4
Residential real estate loans, except home equity (partial).....	39	120101	28.3	9.3	-0.7	8.6	4.1	3.1
Home equity loans (partial).....	39	120102	-6.1	-1.9	2.5	-5.6	-4.3	4.2
Vehicle loans (partial).....	39	1202	6.3	-3.7	5.3	5.6	-1.3	6.5
Vehicle loans (partial).....	39	120201	6.3	-3.7	5.3	5.6	-1.3	6.5
Credit cards, overdraft credit, and related plans (partial).....	39	1203	6.9	-0.2	3.5	-0.5	-2.2	3.0
Credit cards, overdraft credit, and related plans (partial).....	39	120301	6.9	-0.2	3.5	-0.5	-2.2	3.0
Other loans and loan services (partial).....	39	13	-1.0	-1.6	2.2	0.4	-0.5	2.0
Other loans and loan services (partial).....	39	1301	-1.0	-1.6	2.2	0.4	-0.5	2.0
Other loans and loan services (partial).....	39	130101	-1.0	-1.6	2.2	0.4	-0.5	2.0
Deposit services (partial).....	39	2	19.0	3.2	0.9	1.1	2.7	-0.1
Deposit services (partial).....	39	21	19.0	3.2	0.9	1.1	2.7	-0.1
Deposit services (partial).....	39	2101	19.0	3.2	0.9	1.1	2.7	-0.1
Deposit services (partial).....	39	210101	19.0	3.2	0.9	1.1	2.7	-0.1
Other credit intermediation services, including trust services (partial).....	39	3	-2.3	-0.2	0.0	1.3	0.0	-3.4
Other credit intermediation services, including trust services (partial).....	39	31	-2.3	-0.2	0.0	1.3	0.0	-3.4
Other credit intermediation services, including trust services (partial).....	39	3101	-2.3	-0.2	0.0	1.3	0.0	-3.4
Other credit intermediation services, including trust services (partial).....	39	310101	-2.3	-0.2	0.0	1.3	0.0	-3.4
Investment services.....	40	—	12.5	1.9	2.9	0.7	2.4	1.4
Securities brokerage, dealing, investment advice, and related services.....	40	1	10.9	2.7	0.7	0.5	2.7	0.0
Securities brokerage, dealing, investment advice, and related services.....	40	11	10.9	2.7	0.7	0.5	2.7	0.0
Securities brokerage, dealing, and investment advice.....	40	1101	12.4	4.1	1.0	2.7	3.8	0.0
Securities brokerage, dealing, and investment advice.....	40	110101	12.4	4.1	1.0	2.7	3.8	0.0
Securities brokerage and dealing related services (partial).....	40	1102	8.1	0.5	0.4	-3.1	0.8	0.0
Securities brokerage and dealing related services.....	40	110201	8.1	0.5	0.4	-3.1	0.8	0.0
Portfolio management.....	40	2	13.7	1.6	6.5	0.2	0.6	3.9
Portfolio management.....	40	21	13.7	1.6	6.5	0.2	0.6	3.9
Portfolio management.....	40	2101	13.7	1.6	6.5	0.2	0.6	3.9
Portfolio management.....	40	210101	13.7	1.6	6.5	0.2	0.6	3.9
Investment banking.....	40	3	15.4	-0.7	0.3	3.4	7.6	-1.4
Investment banking.....	40	31	15.4	-0.7	0.3	3.4	7.6	-1.4
Investment banking.....	40	3101	15.4	-0.7	0.3	3.4	7.6	-1.4
Investment banking.....	40	310101	15.4	-0.7	0.3	3.4	7.6	-1.4
Insurance and annuities.....	41	—	3.3	0.6	0.6	0.1	0.2	-0.1
Insurance.....	41	1	3.5	0.6	0.6	0.1	0.2	-0.1
Insurance.....	41	11	3.5	0.6	0.6	0.1	0.2	-0.1
Life insurance.....	41	1101	-2.6	0.0	-0.5	-0.3	0.0	-0.7
Life insurance.....	41	110101	-2.6	0.0	-0.5	-0.3	0.0	-0.7
Disability insurance, including accidental death.....	41	1102	-0.5	0.0	-0.5	0.0	0.0	0.0
Disability insurance, including accidental death.....	41	110201	-0.5	0.0	-0.5	0.0	0.0	0.0

See footnotes at end of table.

Table 7. Producer price index percentage changes for commodity and service groupings and individual items, not seasonally adjusted — Continued
 [April 2024]

Title	Commodity code		Unadjusted 12-month percent change ¹	Unadjusted 1-month percent change ¹				
	Group code	Item code		Apr. 2023 to Apr. 2024 ^P	Nov. to Dec.	Dec. to Jan. ^P	Jan. to Feb. ^P	Feb. to Mar. ^P
Health and medical insurance.....	41	1103	2.3	0.0	2.0	0.0	0.0	0.0
Health and medical insurance.....	41	110301	2.3	0.0	2.0	0.0	0.0	0.0
Property and casualty insurance.....	41	1104	7.0	1.2	0.4	0.4	0.4	0.1
Property and casualty insurance.....	41	110401	7.0	1.2	0.4	0.4	0.4	0.1
Annuities.....	41	2	0.8	-0.1	0.2	0.0	0.0	0.4
Annuities.....	41	21	0.8	-0.1	0.2	0.0	0.0	0.4
Annuities.....	41	2101	0.8	-0.1	0.2	0.0	0.0	0.4
Annuities.....	41	210101	0.8	-0.1	0.2	0.0	0.0	0.4
Commissions and fees from sales and administration of insurance policies (partial).....	42	—	0.3	0.1	0.0	0.3	0.0	0.0
Commissions from sales of insurance.....	42	1	0.3	0.1	0.0	0.3	0.0	0.0
Commissions from sales of insurance.....	42	11	0.3	0.1	0.0	0.3	0.0	0.0
Commissions from sales of life insurance and annuities.....	42	1101	3.0	0.0	0.0	3.0	0.0	0.0
Commissions from sales of life insurance and annuities.....	42	110101	3.0	0.0	0.0	3.0	0.0	0.0
Commissions from sales of health and medical insurance.....	42	1102	0.8	0.2	0.0	0.0	0.0	0.0
Commissions from sales of health and medical insurance.....	42	110201	0.8	0.2	0.0	0.0	0.0	0.0
Commissions from sales of property and casualty insurance.....	42	1103	-0.3	0.1	0.0	0.0	0.0	0.0
Commissions from sales of property and casualty insurance.....	42	110301	-0.3	0.1	0.0	0.0	0.0	0.0
Commissions from sales of other insurance.....	42	1104	0.1	0.0	0.0	0.0	0.0	0.0
Commissions from sales of other insurance.....	42	110401	0.1	0.0	0.0	0.0	0.0	0.0
Real estate services (partial).....	43	—	3.4	0.5	0.7	-1.6	-0.2	0.1
Nonresidential real estate services.....	43	1	1.5	0.8	0.8	-2.5	-0.2	-0.9
Nonresidential real estate rents.....	43	11	1.7	1.1	1.6	-3.6	-0.3	-1.3
Office buildings, gross rents.....	43	1101	1.2	-1.6	1.3	-2.0	1.1	-0.3
Office buildings, gross rents.....	43	110101	1.2	-1.6	1.3	-2.0	1.1	-0.3
Retail properties, gross rents.....	43	1102	0.4	3.0	1.7	-6.9	-2.0	1.7
Retail properties, gross rents.....	43	110201	0.4	3.0	1.7	-6.9	-2.0	1.7
Industrial buildings, gross rents.....	43	1103	5.9	0.6	5.1	0.0	0.1	0.1
Industrial buildings, gross rents.....	43	110301	5.9	0.6	5.1	0.0	0.1	0.1
Self-service storage and miniwarehouses, gross rents.....	43	1104	-0.7	0.6	0.0	-1.8	-0.7	-0.8
Self-service storage and miniwarehouses, gross rents.....	43	110401	-0.7	0.6	0.0	-1.8	-0.7	-0.8
Other nonresidential buildings, gross rents.....	43	1105	6.2	3.6	1.9	-2.7	0.5	-10.9
Other nonresidential buildings, gross rents.....	43	110501	6.2	3.6	1.9	-2.7	0.5	-10.9
Nonresidential property sales and leases including land, brokerage fees and commissions.....	43	12	-3.7	-1.8	-1.0	0.0	0.0	0.4
Nonresidential property sales and leases including land, brokerage fees and commissions.....	43	1201	-3.7	-1.8	-1.0	0.0	0.0	0.4
Nonresidential property sales and leases including land, brokerage fees and commissions.....	43	120101	-3.7	-1.8	-1.0	0.0	0.0	0.4
Nonresidential property management fees.....	43	13	6.2	1.4	-3.7	4.1	0.3	0.4
Nonresidential property management fees.....	43	1301	6.2	1.4	-3.7	4.1	0.3	0.4
Nonresidential property management fees.....	43	130101	6.2	1.4	-3.7	4.1	0.3	0.4
Residential real estate services (partial).....	43	2	6.3	0.0	0.5	-0.3	-0.2	1.8
Residential property sales and rental, brokerage fees and commissions.....	43	21	6.8	0.1	-0.3	-0.4	-0.3	2.2
Residential property sales and rental, brokerage fees and commissions.....	43	2101	6.8	0.1	-0.3	-0.4	-0.3	2.2
Residential property sales and rental, brokerage fees and commissions.....	43	210101	6.8	0.1	-0.3	-0.4	-0.3	2.2
Residential property management fees.....	43	22	4.7	-0.4	3.3	-0.1	0.0	0.4
Residential property management fees.....	43	2201	4.7	-0.4	3.3	-0.1	0.0	0.4
Residential property management fees.....	43	220101	4.7	-0.4	3.3	-0.1	0.0	0.4
Real estate appraisal fees.....	43	3	-0.7	0.0	2.0	0.0	0.6	0.0
Real estate appraisal fees.....	43	31	-0.7	0.0	2.0	0.0	0.6	0.0
Real estate appraisal fees.....	43	3101	-0.7	0.0	2.0	0.0	0.6	0.0
Real estate appraisal fees.....	43	310101	-0.7	0.0	2.0	0.0	0.6	0.0
Rental and leasing of goods (partial).....	44	—	-0.8	-0.3	-2.5	0.1	3.6	-0.2
Passenger car rental.....	44	1	-1.5	-0.6	-6.4	1.4	8.2	-0.5
Passenger car rental.....	44	11	-1.5	-0.6	-6.4	1.4	8.2	-0.5
Passenger car rental.....	44	1101	-1.5	-0.6	-6.4	1.4	8.2	-0.5
Passenger car rental.....	44	110101	-1.5	-0.6	-6.4	1.4	8.2	-0.5
Truck, trailer, and RV rental and leasing.....	44	2	-0.1	-0.6	0.0	-0.4	0.6	0.7

See footnotes at end of table.

Table 7. Producer price index percentage changes for commodity and service groupings and individual items, not seasonally adjusted — Continued
 [April 2024]

Title	Commodity code		Unadjusted 12-month percent change ¹	Unadjusted 1-month percent change ¹				
	Group code	Item code		Apr. 2023 to Apr. 2024 ^P	Nov. to Dec.	Dec. to Jan. ^P	Jan. to Feb. ^P	Feb. to Mar. ^P
Truck, trailer, and RV rental and leasing.....	44	21	-0.1	-0.6	0.0	-0.4	0.6	0.7
Truck, truck trailer and RV rental.....	44	2101	-3.3	-1.3	0.0	-1.5	0.5	1.5
Truck, truck trailer and RV rental.....	44	210101	-3.3	-1.3	0.0	-1.5	0.5	1.5
Truck, truck trailer and RV leasing.....	44	2102	2.4	-0.1	0.0	0.3	0.6	0.0
Truck, truck trailer and RV leasing.....	44	210201	2.4	-0.1	0.0	0.3	0.6	0.0
Construction, mining, and forestry machinery and equipment rental and leasing.....	44	3	-0.5	0.2	0.1	-0.9	1.1	-0.4
Construction, mining, and forestry machinery and equipment rental and leasing.....	44	31	-0.5	0.2	0.1	-0.9	1.1	-0.4
Construction, mining, and forestry machinery and equipment rental and leasing.....	44	3101	-0.5	0.2	0.1	-0.9	1.1	-0.4
Construction, mining, and forestry machinery and equipment rental and leasing.....	44	310101	-0.5	0.2	0.1	-0.9	1.1	-0.4
Professional services (partial).....	45	—	5.3	0.2	2.2	0.6	0.0	0.9
Legal services.....	45	1	6.7	0.1	4.0	1.4	-0.2	0.4
Legal services.....	45	11	6.7	0.1	4.0	1.4	-0.2	0.4
Legal services.....	45	1101	6.7	0.1	4.0	1.4	-0.2	0.4
Legal services.....	45	110101	6.7	0.1	4.0	1.4	-0.2	0.4
Accounting services (partial).....	45	2	6.3	0.4	2.8	1.2	-0.2	0.4
Accounting services, excluding payroll.....	45	21	6.3	0.4	2.8	1.2	-0.2	0.4
Financial auditing.....	45	2101	8.4	0.4	4.4	0.1	-0.9	0.7
Financial auditing.....	45	210101	8.4	0.4	4.4	0.1	-0.9	0.7
Tax preparation and planning.....	45	2102	4.4	0.0	1.5	3.0	0.4	0.3
Tax preparation and planning.....	45	210201	4.4	0.0	1.5	3.0	0.4	0.3
Bookkeeping and compilation.....	45	2103	0.4	3.0	1.1	0.4	0.0	0.3
Bookkeeping and compilation.....	45	210301	0.4	3.0	1.1	0.4	0.0	0.3
Other accounting services, including billing and review (partial).....	45	2104	15.4	-2.0	4.7	-0.4	-0.4	0.1
Other accounting services, including billing and review (partial).....	45	210401	15.4	-2.0	4.7	-0.4	-0.4	0.1
Architectural and engineering services.....	45	3	2.8	0.0	1.1	0.1	0.0	0.5
Architectural services.....	45	31	1.9	0.0	0.5	0.0	0.0	0.2
Architectural services.....	45	3101	1.9	0.0	0.5	0.0	0.0	0.2
Architectural services.....	45	310101	1.9	0.0	0.5	0.0	0.0	0.2
Engineering services.....	45	32	3.0	0.0	1.2	0.1	0.0	0.5
Engineering services.....	45	3201	3.0	0.0	1.2	0.1	0.0	0.5
Engineering services.....	45	320101	3.0	0.0	1.2	0.1	0.0	0.5
Management, scientific, and technical consulting services.....	45	4	5.8	0.8	-0.2	-0.4	0.2	3.2
Management consulting services.....	45	41	5.8	0.8	-0.2	-0.4	0.2	3.2
Administrative and general management consulting services.....	45	4101	8.0	1.3	-0.5	-0.2	0.1	5.1
Administrative and general management consulting services.....	45	410101	8.0	1.3	-0.5	-0.2	0.1	5.1
Human resources consulting services.....	45	4102	3.3	-0.2	0.3	0.0	0.0	0.0
Human resources consulting services.....	45	410201	3.3	-0.2	0.3	0.0	0.0	0.0
Marketing consulting services.....	45	4103	0.1	0.0	0.1	0.0	0.0	0.0
Marketing consulting services.....	45	410301	0.1	0.0	0.1	0.0	0.0	0.0
Process, physical distribution, and logistics consulting services.....	45	4104	6.7	-0.7	1.4	-2.5	1.4	0.5
Process, physical distribution, and logistics consulting services.....	45	410401	6.7	-0.7	1.4	-2.5	1.4	0.5
Advertising and related services (partial).....	45	5	-0.2	0.0	0.0	0.0	0.0	0.0
Advertising agency services.....	45	51	-0.2	0.0	0.0	0.0	0.0	0.0
Advertising agency services.....	45	5101	-0.2	0.0	0.0	0.0	0.0	0.0
Advertising agency services.....	45	510101	-0.2	0.0	0.0	0.0	0.0	0.0
Information technology (IT) technical support and consulting services (partial).....	45	6	14.0	0.2	6.8	-2.7	4.7	2.1
Information technology (IT) technical support and consulting services (partial).....	45	61	14.0	0.2	6.8	-2.7	4.7	2.1
Information technology (IT) technical support and consulting services (partial).....	45	6101	14.0	0.2	6.8	-2.7	4.7	2.1
Information technology (IT) technical support and consulting services (partial).....	45	610101	14.0	0.2	6.8	-2.7	4.7	2.1
Employment services.....	46	—	-1.1	0.3	0.1	-0.6	-0.1	-0.8
Permanent placement services.....	46	1	-10.8	0.8	0.4	-16.5	0.0	5.4
Permanent placement services.....	46	11	-10.8	0.8	0.4	-16.5	0.0	5.4
Employment placement services.....	46	1101	-10.8	0.8	0.4	-16.5	0.0	5.4

See footnotes at end of table.

Table 7. Producer price index percentage changes for commodity and service groupings and individual items, not seasonally adjusted — Continued
 [April 2024]

Title	Commodity code		Unadjusted 12-month percent change ¹	Unadjusted 1-month percent change ¹				
	Group code	Item code		Apr. 2023 to Apr. 2024 ^P	Nov. to Dec.	Dec. to Jan. ^P	Jan. to Feb. ^P	Feb. to Mar. ^P
Employment placement services.....	46	110101	-10.8	0.8	0.4	-16.5	0.0	5.4
Executive search services.....	46	2	4.3	2.3	-0.4	-0.1	-1.4	-0.8
Executive search services.....	46	21	4.3	2.3	-0.4	-0.1	-1.4	-0.8
Executive search services.....	46	2101	4.3	2.3	-0.4	-0.1	-1.4	-0.8
Executive search services.....	46	210101	4.3	2.3	-0.4	-0.1	-1.4	-0.8
Staffing services.....	46	3	-0.8	0.2	0.1	0.1	-0.1	-1.0
Temporary help services.....	46	31	-1.0	0.4	0.2	0.1	-0.2	-1.1
Temporary help services.....	46	3101	-1.0	0.4	0.2	0.1	-0.2	-1.1
Temporary help services.....	46	310101	-1.0	0.4	0.2	0.1	-0.2	-1.1
Co-employment staffing services.....	46	32	-0.7	0.0	0.0	0.0	0.0	-0.8
Co-employment staffing services.....	46	3201	-0.7	0.0	0.0	0.0	0.0	-0.8
Co-employment staffing services.....	46	320101	-0.7	0.0	0.0	0.0	0.0	-0.8
Travel arrangement services (partial).....	47	—	3.5	-0.5	-0.4	0.3	-0.5	0.6
Arrangement of flights (partial).....	47	1	2.2	-0.4	0.0	-0.2	-0.7	1.1
Arrangement of international flights.....	47	11	-0.5	-0.5	1.0	0.1	-1.1	1.8
Arrangement of international flights.....	47	1101	-0.5	-0.5	1.0	0.1	-1.1	1.8
Arrangement of international flights.....	47	110101	-0.5	-0.5	1.0	0.1	-1.1	1.8
Arrangement of domestic flights.....	47	12	6.8	-0.2	-1.6	-0.7	0.0	0.0
Arrangement of domestic flights (partial).....	47	1201	6.8	-0.2	-1.6	-0.7	0.0	0.0
Arrangement of domestic flights.....	47	120101	6.8	-0.2	-1.6	-0.7	0.0	0.0
Arrangement of vehicle rentals and lodging.....	47	2	-5.0	-0.1	-1.4	0.1	-0.1	1.0
Arrangement of vehicle rentals and lodging.....	47	21	-5.0	-0.1	-1.4	0.1	-0.1	1.0
Arrangement of vehicle rentals and lodging (partial).....	47	2101	-5.0	-0.1	-1.4	0.1	-0.1	1.0
Arrangement of vehicle rentals and lodging.....	47	210101	-5.0	-0.1	-1.4	0.1	-0.1	1.0
Arrangement of cruises and tours.....	47	3	7.1	-1.5	-0.9	1.6	-1.2	0.3
Arrangement of cruises and tours.....	47	31	7.1	-1.5	-0.9	1.6	-1.2	0.3
Arrangement of cruises and tours.....	47	3101	7.1	-1.5	-0.9	1.6	-1.2	0.3
Arrangement of cruises and tours.....	47	310101	7.1	-1.5	-0.9	1.6	-1.2	0.3
Other travel arrangements (partial).....	47	4	7.2	0.0	0.0	0.0	0.0	0.0
Other travel arrangements (partial).....	47	41	7.2	0.0	0.0	0.0	0.0	0.0
Other travel arrangements (partial).....	47	4101	7.2	0.0	0.0	0.0	0.0	0.0
Other travel arrangements (partial).....	47	410101	7.2	0.0	0.0	0.0	0.0	0.0
Selected security services (partial).....	48	—	11.8	2.4	2.8	0.6	-0.1	0.2
Security guard services.....	48	1	11.8	2.4	2.8	0.6	-0.1	0.2
Security guard services.....	48	11	11.8	2.4	2.8	0.6	-0.1	0.2
Security guard services.....	48	1101	11.8	2.4	2.8	0.6	-0.1	0.2
Security guard services.....	48	110101	11.8	2.4	2.8	0.6	-0.1	0.2
Cleaning and building maintenance services (partial).....	49	—	-0.3	0.0	1.9	0.0	0.0	-0.1
Janitorial services.....	49	1	-0.3	0.0	1.9	0.0	0.0	-0.1
Janitorial services.....	49	11	-0.3	0.0	1.9	0.0	0.0	-0.1
Janitorial services.....	49	1101	-0.3	0.0	1.9	0.0	0.0	-0.1
Janitorial services.....	49	110101	-0.3	0.0	1.9	0.0	0.0	-0.1
Waste collection and remediation services (partial).....	50	—	4.5	-0.9	0.3	-0.6	2.4	1.2
Waste collection.....	50	1	4.5	-0.9	0.3	-0.6	2.4	1.2
Solid waste collection.....	50	11	4.5	-0.9	0.3	-0.6	2.4	1.2
Solid waste collection.....	50	1101	4.5	-0.9	0.3	-0.6	2.4	1.2
Solid waste collection.....	50	110101	4.5	-0.9	0.3	-0.6	2.4	1.2
Health care services.....	51	—	3.5	0.1	0.9	0.3	0.0	0.2
Outpatient care (partial).....	51	1	2.9	-0.1	1.0	0.4	0.1	0.2
Outpatient care (partial).....	51	11	2.9	-0.1	1.0	0.4	0.1	0.2
Physician care.....	51	1101	1.6	0.1	0.9	0.0	0.2	0.1
Medicare patients: physician care.....	51	110102	-1.1	0.0	-2.2	0.0	1.3	0.0
Medicaid patients: physician care.....	51	110103	13.0	0.0	11.2	0.0	0.0	0.0
Private insurance patients: physician care.....	51	110104	0.7	0.2	0.3	0.0	-0.2	0.1
All other patients: physician care.....	51	110105	-0.2	-0.2	-0.4	0.0	0.0	0.0
Medical laboratory and diagnostic imaging center care.....	51	1102	0.2	0.0	0.2	0.0	-0.2	0.1

See footnotes at end of table.

Table 7. Producer price index percentage changes for commodity and service groupings and individual items, not seasonally adjusted — Continued
 [April 2024]

Title	Commodity code		Unadjusted 12-month percent change ¹	Unadjusted 1-month percent change ¹				
	Group code	Item code		Apr. 2023 to Apr. 2024 ^P	Nov. to Dec.	Dec. to Jan. ^P	Jan. to Feb. ^P	Feb. to Mar. ^P
Medical laboratory care.....	51	110201	0.3	0.0	-0.1	0.0	0.1	0.2
Medicare patients: medical laboratory care.....	51	1102011	0.3	0.0	0.1	0.0	0.1	0.0
Medicaid patients: medical laboratory care.....	51	1102012	-0.3	0.0	-0.3	0.0	0.0	0.0
Private insurance patients: medical laboratory care.....	51	1102013	0.2	0.0	0.0	0.0	0.1	0.3
All other patients: medical laboratory care.....	51	1102014	1.2	0.0	0.0	0.3	0.3	0.0
Diagnostic imaging center care.....	51	110202	0.2	0.0	0.7	0.0	-0.8	0.0
Medicare and Medicaid patients: diagnostic imaging center care.....	51	1102021	-0.4	-0.1	-0.7	0.0	0.3	0.0
Private insurance and all other patients: diagnostic imaging center care.....	51	1102024	0.3	0.0	1.2	0.0	-1.1	0.0
Home health and hospice care.....	51	1103	2.6	0.1	0.5	0.0	0.0	0.0
Home health and hospice care.....	51	110301	2.6	0.1	0.5	0.0	0.0	0.0
Medicare and Medicaid patients: home health and hospice care.....	51	11030101	2.5	0.0	0.4	0.0	0.0	0.0
Medicare patients: home health and hospice care.....	51	110301011	1.1	0.0	0.0	0.0	0.0	0.0
Medicaid patients: home health and hospice care.....	51	110301012	3.7	0.0	0.8	0.0	0.0	0.0
Private insurance and all other patients: home health and hospice care.....	51	11030102	2.4	0.5	0.6	0.0	0.0	0.0
Private insurance patients: home health and hospice care.....	51	110301021	3.0	0.0	0.0	0.0	0.0	0.0
All other patients: home health and hospice care.....	51	110301022	2.3	0.5	0.7	0.0	0.0	0.0
Hospital outpatient care.....	51	1104	4.0	-0.4	1.4	0.5	0.1	-0.1
Hospital outpatient care.....	51	110401	4.0	-0.4	1.4	0.5	0.1	-0.1
Hospital outpatient care, general medical & surgical hospitals.....	51	1104011	4.1	-0.5	1.4	0.5	0.1	-0.1
Medicare patients: hospital outpatient care, general medical and surgical hospitals.....	51	11040111	2.1	0.0	1.6	0.0	0.0	0.1
Medicaid patients: hospital outpatient care, general medical and surgical hospitals.....	51	11040112	9.8	0.0	0.2	0.0	0.0	0.0
Private insurance and all other patients: outpatient care, gen. medical and surgical hospitals.....	51	11040113	4.3	-0.7	1.5	0.8	0.1	-0.1
Dental care.....	51	1105	4.3	0.1	0.3	1.6	-0.2	2.0
Private insurance patients: dental care.....	51	110502	5.7	0.0	0.2	1.7	0.0	3.2
Private insurance patients: dental visits and consultations.....	51	1105021	2.5	0.0	0.0	1.3	0.0	0.0
Private insurance patients: dental surgical intervention services.....	51	1105022	1.5	0.0	0.3	1.3	0.0	0.0
Private insurance patients: dental non-surgical intervention services.....	51	1105023	9.4	0.0	0.3	2.1	0.0	6.7
Medicare, Medicaid and all other patients: dental care.....	51	110503	2.5	0.2	0.4	1.5	-0.4	0.3
Medicare, Medicaid and all other patients: dental visits and consultations.....	51	1105031	1.7	0.0	0.3	1.2	-1.1	0.3
Medicare, Medicaid and all other patients: dental surgical intervention services.....	51	1105032	5.5	0.0	0.3	4.6	0.0	0.5
Medicare and Medicaid and all other patients: dental non-surgical intervention services.....	51	1105033	2.3	0.4	0.5	0.8	0.0	0.2
Inpatient care.....	51	2	4.4	0.4	0.8	0.0	0.0	0.1
Inpatient care.....	51	21	4.4	0.4	0.8	0.0	0.0	0.1
Hospital inpatient care.....	51	2101	4.6	0.5	0.8	0.1	-0.1	0.1
Hospital inpatient care.....	51	210101	4.6	0.5	0.8	0.1	-0.1	0.1
Hospital inpatient care, general medical and surgical hospitals.....	51	2101011	4.6	0.6	0.9	0.1	-0.1	0.1
Medicare patients: hospital inpatient care, general medical and surgical hospitals.....	51	21010111	3.3	0.0	0.0	0.0	0.1	0.0
Medicaid patients: hospital inpatient care, general medical and surgical hospitals.....	51	21010112	2.4	0.0	5.1	0.0	0.0	0.0
Private insur. & all other patients: hospital inpatient, general medical and surgical hospitals.....	51	21010113	6.2	1.2	0.4	0.2	-0.2	0.1
Private insurance patients: hospital inpatient care, general medical and surgical hospitals.....	51	210101131	4.8	1.3	0.5	0.2	0.1	0.2
All other patients: hospital inpatient care, general medical and surgical hospitals.....	51	210101132	18.8	0.0	-0.4	-	-	0.0
Hospital inpatient care, psychiatric & substance abuse hospitals.....	51	2101012	2.1	0.0	-0.2	0.0	0.1	-0.1
Hospital inpatient care, specialty hospitals.....	51	2101013	7.6	-0.3	0.6	0.6	0.5	0.0
Medicare patients: hospital inpatient care, specialty hospitals.....	51	21010131	2.4	-0.3	0.6	0.4	0.1	0.0
Medicaid patients: hospital inpatient care, specialty hospitals.....	51	21010132	36.4	1.0	1.0	1.1	3.3	0.0
Private insurance and all other patients: hospital inpatient care, specialty hospitals.....	51	21010133	3.2	-0.8	0.4	0.7	-0.3	0.0
Nursing home care.....	51	2102	3.3	0.0	0.3	-0.1	0.0	0.0
Nursing home care.....	51	210201	3.3	0.0	0.3	-0.1	0.0	0.0
Medicare and Medicaid patients: Nursing home care.....	51	21020101	5.0	-0.1	0.1	0.0	0.0	0.1
Medicaid patients: Nursing home care.....	51	210201011	6.4	-0.1	0.1	-0.1	0.1	0.1
Medicare patients: Nursing home care.....	51	210201012	2.9	0.0	0.0	0.0	0.0	0.0
Private insurance and all other patients: Nursing home care.....	51	21020102	1.4	0.0	0.6	-0.1	-0.1	0.0
Private insurance patients: Nursing home care.....	51	210201021	-0.6	0.0	0.0	0.0	0.0	0.0
All other patients: Nursing home care.....	51	210201022	1.8	0.1	0.7	-0.2	-0.1	0.0
Intellectual and developmental disability center care.....	51	2103	6.2	0.2	2.4	0.0	0.0	0.0

See footnotes at end of table.

Table 7. Producer price index percentage changes for commodity and service groupings and individual items, not seasonally adjusted — Continued
 [April 2024]

Title	Commodity code		Unadjusted 12-month percent change ¹	Unadjusted 1-month percent change ¹				
	Group code	Item code		Apr. 2023 to Apr. 2024 ^P	Nov. to Dec.	Dec. to Jan. ^P	Jan. to Feb. ^P	Feb. to Mar. ^P
Intellectual and developmental disability center care.....	51	210301	6.2	0.2	2.4	0.0	0.0	0.0
Medicaid patients: Intellectual and developmental disability center care.....	51	21030101	4.2	0.2	0.6	0.0	0.0	0.0
Medicare, private ins. & all other patients: Intellectual & develop. disability center care.....	51	21030102	14.0	0.0	9.6	0.0	0.0	0.0
Sales of blood and blood products, organs, and tissues.....	51	3	5.6	0.7	0.8	0.8	0.1	0.0
Sales of blood and blood products, organs, and tissues.....	51	31	5.6	0.7	0.8	0.8	0.1	0.0
Sales of blood and blood products, organs, and tissues.....	51	3101	5.6	0.7	0.8	0.8	0.1	0.0
Sales of blood and blood products, organs, and tissues.....	51	310101	5.6	0.7	0.8	0.8	0.1	0.0
Accommodation services.....	53	—	-1.2	-2.1	0.0	2.1	3.1	0.2
Traveler accommodation services.....	53	1	-1.2	-2.1	0.0	2.1	3.1	0.2
Traveler accommodation services.....	53	11	-1.2	-2.1	0.0	2.1	3.1	0.2
Guestroom or unit rental.....	53	1101	-1.7	-2.3	-0.1	2.1	3.4	0.4
Guestroom or unit rental.....	53	110101	-1.7	-2.3	-0.1	2.1	3.4	0.4
Other traveler accommodation services.....	53	1102	4.3	0.3	1.3	2.8	-0.4	-1.9
Other traveler accommodation services.....	53	110201	4.3	0.3	1.3	2.8	-0.4	-1.9
Food and beverage for immediate consumption services (partial).....	54	—	4.6	0.0	0.1	0.5	1.2	0.3
Food and beverage for immediate consumption services (partial).....	54	1	4.6	0.0	0.1	0.5	1.2	0.3
Food and nonalcoholic beverages for immediate consumption (partial).....	54	11	4.4	-0.1	0.0	0.6	1.1	0.3
Food and nonalcoholic beverages for immediate consumption (partial).....	54	1101	4.4	-0.1	0.0	0.6	1.1	0.3
Food and nonalcoholic beverages for immediate consumption (partial).....	54	110101	4.4	-0.1	0.0	0.6	1.1	0.3
Alcoholic beverages for immediate consumption (partial).....	54	12	5.6	0.3	0.6	0.3	1.6	0.0
Alcoholic beverages for immediate consumption (partial).....	54	1201	5.6	0.3	0.6	0.3	1.6	0.0
Alcoholic beverages for immediate consumption (partial).....	54	120101	5.6	0.3	0.6	0.3	1.6	0.0
Repair and maintenance services (partial).....	55	—	5.5	0.3	1.2	0.3	0.2	0.7
Commercial and industrial machinery and equipment repair and maintenance.....	55	1	5.5	0.5	1.8	0.0	0.0	1.2
Commercial and industrial machinery and equipment repair and maintenance.....	55	11	5.5	0.5	1.8	0.0	0.0	1.2
Commercial machinery repair and maintenance.....	55	1101	5.5	0.5	1.8	0.0	0.0	1.2
Commercial machinery repair and maintenance.....	55	110101	5.5	0.5	1.8	0.0	0.0	1.2
Motor vehicle repair and maintenance (partial).....	55	2	4.3	0.2	0.4	0.5	0.4	0.5
Motor vehicle repair and maintenance (partial).....	55	21	4.3	0.2	0.4	0.5	0.4	0.5
Motor vehicle repair and maintenance (partial).....	55	2101	4.3	0.2	0.4	0.5	0.4	0.5
Motor vehicle repair and maintenance (partial).....	55	210101	4.3	0.2	0.4	0.5	0.4	0.5
Ship repair and maintenance.....	55	3	6.9	0.7	0.9	0.0	0.9	0.3
Ship repair and maintenance.....	55	31	6.9	0.7	0.9	0.0	0.9	0.3
Ship repair, military.....	55	3101	2.0	0.3	0.0	0.0	0.3	0.5
Ship repair, military.....	55	310101	2.0	0.3	0.0	0.0	0.3	0.5
Ship repair, nonmilitary.....	55	3102	14.1	1.4	2.0	0.0	1.8	0.0
Ship repair, nonmilitary.....	55	310201	14.1	1.4	2.0	0.0	1.8	0.0
Aircraft repair and maintenance.....	55	4	7.4	0.0	1.2	1.3	0.0	0.1
Aircraft repair and maintenance.....	55	41	7.4	0.0	1.2	1.3	0.0	0.1
Aircraft repair and maintenance.....	55	4101	7.4	0.0	1.2	1.3	0.0	0.1
Aircraft repair and maintenance.....	55	410101	7.4	0.0	1.2	1.3	0.0	0.1
Entertainment services (partial).....	56	—	2.9	2.0	-0.6	0.1	1.9	-1.3
Membership dues and admissions and recreation facility use fees (partial).....	56	1	4.7	2.3	0.1	0.0	1.7	-0.4
Membership dues and admissions and recreation facility use fees (partial).....	56	11	4.7	2.3	0.1	0.0	1.7	-0.4
Membership dues.....	56	1101	5.7	2.0	1.9	-0.9	1.8	0.0
Membership dues, golf courses and country clubs.....	56	110101	5.3	-0.1	4.1	0.0	0.6	-0.1
Membership dues, fitness and recreational sports centers.....	56	110102	5.9	3.4	0.5	-1.5	2.6	0.1
Admissions and recreational facilities use fees (partial).....	56	1102	3.2	2.6	-2.8	1.5	1.6	-1.1
Admissions and recreational facilities use fees, golf courses and country clubs.....	56	110201	3.3	3.9	0.9	-0.9	1.5	-0.6
Admissions and recreational facilities use fees, fitness and recreational sports centers.....	56	110202	1.7	0.0	0.0	0.0	0.0	0.0
Admissions and recreational facilities use fees, amusement and theme parks.....	56	110203	3.8	3.0	-5.9	3.5	2.2	-1.8
Recreational activity instruction fees (partial).....	56	2	0.8	0.0	0.6	0.0	0.0	0.0

See footnotes at end of table.

Table 7. Producer price index percentage changes for commodity and service groupings and individual items, not seasonally adjusted — Continued
 [April 2024]

Title	Commodity code		Unadjusted 12-month percent change ¹	Unadjusted 1-month percent change ¹				
	Group code	Item code		Apr. 2023 to Apr. 2024 ^P	Nov. to Dec.	Dec. to Jan. ^P	Jan. to Feb. ^P	Feb. to Mar. ^P
Recreational activity instruction fees (partial).....	56	21	0.8	0.0	0.6	0.0	0.0	0.0
Recreational activity instruction fees (partial).....	56	2101	0.8	0.0	0.6	0.0	0.0	0.0
Recreational activity instruction fees (partial).....	56	210101	0.8	0.0	0.6	0.0	0.0	0.0
Gaming receipts (partial).....	56	3	0.3	1.8	-1.6	0.2	2.5	-2.9
Gaming receipts (partial).....	56	31	0.3	1.8	-1.6	0.2	2.5	-2.9
Gaming receipts (partial).....	56	3101	0.3	1.8	-1.6	0.2	2.5	-2.9
Gaming receipts (partial).....	56	310101	0.3	1.8	-1.6	0.2	2.5	-2.9
Wholesale trade services.....	57	—	1.8	-2.2	1.6	-0.7	-0.8	0.8
Machinery and equipment and parts and supplies wholesaling.....	57	1	5.5	-4.1	2.8	0.9	-2.2	3.5
Machinery and equipment and parts and supplies wholesaling.....	57	11	5.5	-4.1	2.8	0.9	-2.2	3.5
Parts and supplies for machinery and equipment wholesaling.....	57	1102	7.6	-0.2	1.4	0.3	-1.5	1.3
Parts and supplies for machinery and equipment wholesaling.....	57	110201	7.6	-0.2	1.4	0.3	-1.5	1.3
Machinery and vehicle wholesaling.....	57	1103	5.5	-8.2	4.7	1.4	-2.6	5.9
Machinery and vehicle wholesaling.....	57	110301	5.5	-8.2	4.7	1.4	-2.6	5.9
Professional and commercial equipment wholesaling.....	57	1104	0.0	1.1	0.1	1.1	-2.9	0.5
Professional and commercial equipment wholesaling.....	57	110401	0.0	1.1	0.1	1.1	-2.9	0.5
Furnishings wholesaling.....	57	2	-6.9	0.1	0.3	0.2	-0.1	0.0
Furnishings wholesaling.....	57	21	-6.9	0.1	0.3	0.2	-0.1	0.0
Furnishings wholesaling.....	57	2101	-6.9	0.1	0.3	0.2	-0.1	0.0
Furnishings wholesaling.....	57	210101	-6.9	0.1	0.3	0.2	-0.1	0.0
Building materials, paint, and hardware wholesaling.....	57	3	-6.8	-1.1	1.0	-1.4	-1.4	-0.9
Building materials, paint, and hardware wholesaling.....	57	31	-6.8	-1.1	1.0	-1.4	-1.4	-0.9
Building materials, paint, and hardware wholesaling.....	57	3101	-6.8	-1.1	1.0	-1.4	-1.4	-0.9
Building materials, paint, and hardware wholesaling.....	57	310101	-6.8	-1.1	1.0	-1.4	-1.4	-0.9
Metals, minerals, and ores wholesaling.....	57	4	-13.7	4.4	5.5	-14.7	2.7	-3.1
Metals, minerals, and ores wholesaling.....	57	41	-13.7	4.4	5.5	-14.7	2.7	-3.1
Metals, minerals, and ores wholesaling.....	57	4101	-13.7	4.4	5.5	-14.7	2.7	-3.1
Metals, minerals, and ores wholesaling.....	57	410101	-13.7	4.4	5.5	-14.7	2.7	-3.1
Chemicals and allied products wholesaling.....	57	5	-2.1	-5.8	10.4	-3.9	-1.7	-0.5
Chemicals and allied products wholesaling.....	57	51	-2.1	-5.8	10.4	-3.9	-1.7	-0.5
Chemicals and allied products wholesaling.....	57	5101	-2.1	-5.8	10.4	-3.9	-1.7	-0.5
Chemicals and allied products wholesaling.....	57	510101	-2.1	-5.8	10.4	-3.9	-1.7	-0.5
Paper and plastics products wholesaling.....	57	6	-2.4	1.1	-1.1	-2.4	-0.6	0.0
Paper and plastics products wholesaling.....	57	61	-2.4	1.1	-1.1	-2.4	-0.6	0.0
Paper and plastics products wholesaling.....	57	6101	-2.4	1.1	-1.1	-2.4	-0.6	0.0
Paper and plastics products wholesaling.....	57	610101	-2.4	1.1	-1.1	-2.4	-0.6	0.0
Apparel wholesaling.....	57	7	-3.4	-8.4	1.4	-3.4	7.2	-4.9
Apparel wholesaling.....	57	71	-3.4	-8.4	1.4	-3.4	7.2	-4.9
Apparel wholesaling.....	57	7101	-3.4	-8.4	1.4	-3.4	7.2	-4.9
Apparel wholesaling.....	57	710101	-3.4	-8.4	1.4	-3.4	7.2	-4.9
Food and alcohol wholesaling.....	57	8	4.2	-1.2	0.7	1.1	0.7	0.7
Food and alcohol wholesaling.....	57	81	4.2	-1.2	0.7	1.1	0.7	0.7
Food wholesaling.....	57	8101	3.9	-1.4	0.9	1.1	0.2	0.8
Food wholesaling.....	57	810101	3.9	-1.4	0.9	1.1	0.2	0.8
Alcohol wholesaling.....	57	8102	5.9	0.0	-0.5	1.0	4.0	0.1
Alcohol wholesaling.....	57	810201	5.9	0.0	-0.5	1.0	4.0	0.1
Other commodities wholesaling.....	57	9	2.7	0.3	-3.6	0.9	-0.5	-1.0
Other commodities wholesaling.....	57	91	2.7	0.3	-3.6	0.9	-0.5	-1.0
Other commodities wholesaling.....	57	9101	2.7	0.3	-3.6	0.9	-0.5	-1.0
Other commodities wholesaling.....	57	910101	2.7	0.3	-3.6	0.9	-0.5	-1.0
Retail trade services.....	58	—	-2.7	0.3	-1.5	1.1	-0.2	0.2
Food and alcohol retailing.....	58	1	1.9	-0.4	2.0	1.1	0.2	0.6
Food and alcohol retailing.....	58	11	1.9	-0.4	2.0	1.1	0.2	0.6
Food retailing.....	58	1102	2.3	-0.6	2.2	0.6	0.0	0.7
Food retailing.....	58	110201	2.3	-0.6	2.2	0.6	0.0	0.7
Alcohol retailing.....	58	1103	-0.3	1.4	0.4	5.3	1.9	-0.1
Alcohol retailing.....	58	110301	-0.3	1.4	0.4	5.3	1.9	-0.1

See footnotes at end of table.

Table 7. Producer price index percentage changes for commodity and service groupings and individual items, not seasonally adjusted — Continued
 [April 2024]

Title	Commodity code		Unadjusted 12-month percent change ¹	Unadjusted 1-month percent change ¹				
	Group code	Item code		Apr. 2023 to Apr. 2024 ^P	Nov. to Dec.	Dec. to Jan. ^P	Jan. to Feb. ^P	Feb. to Mar. ^P
Health and beauty care retailing, including optical goods.....	58	2	4.4	2.9	3.4	1.2	-3.5	0.5
Health and beauty care retailing, including optical goods.....	58	21	4.4	2.9	3.4	1.2	-3.5	0.5
Health and beauty care retailing, including optical goods.....	58	2101	4.4	2.9	3.4	1.2	-3.5	0.5
Health and beauty care retailing, including optical goods.....	58	210101	4.4	2.9	3.4	1.2	-3.5	0.5
Apparel, jewelry, footwear, and accessories retailing.....	58	3	6.4	2.8	-5.1	5.0	1.6	-0.4
Apparel, jewelry, footwear, and accessories retailing.....	58	31	6.4	2.8	-5.1	5.0	1.6	-0.4
Apparel, footwear, and accessories retailing.....	58	3101	6.6	2.9	-6.0	5.8	2.1	-0.6
Apparel, footwear, and accessories retailing.....	58	310101	6.6	2.9	-6.0	5.8	2.1	-0.6
Jewelry retailing.....	58	3102	4.9	2.2	0.6	0.1	-1.7	1.3
Jewelry retailing.....	58	310201	4.9	2.2	0.6	0.1	-1.7	1.3
Computer hardware, software, and supplies retailing.....	58	4	-16.4	5.9	-24.0	-8.5	12.5	12.4
Computer hardware, software, and supplies retailing.....	58	41	-16.4	5.9	-24.0	-8.5	12.5	12.4
Computer hardware, software, and supplies retailing.....	58	4101	-16.4	5.9	-24.0	-8.5	12.5	12.4
Computer hardware, software, and supplies retailing.....	58	410101	-16.4	5.9	-24.0	-8.5	12.5	12.4
TV, video, and photographic equipment and supplies retailing.....	58	5	-5.1	-6.6	15.1	-0.9	-2.8	-0.4
TV, video, and photographic equipment and supplies retailing.....	58	51	-5.1	-6.6	15.1	-0.9	-2.8	-0.4
TV, video, and photographic equipment and supplies retailing.....	58	5101	-5.1	-6.6	15.1	-0.9	-2.8	-0.4
TV, video, and photographic equipment and supplies retailing.....	58	510101	-5.1	-6.6	15.1	-0.9	-2.8	-0.4
Automobiles and automobile parts retailing.....	58	6	-24.4	-4.9	-9.0	-1.5	-1.0	3.6
Automobiles and automobile parts retailing.....	58	61	-24.4	-4.9	-9.0	-1.5	-1.0	3.6
Automobile retailing (Partial).....	58	6101	-33.1	-7.6	-13.2	-1.2	-0.6	5.8
Automobile retailing (Partial).....	58	610101	-33.1	-7.6	-13.2	-1.2	-0.6	5.8
Automotive parts, including tires, retailing.....	58	6102	2.4	1.5	0.1	-2.0	-1.7	-0.5
Automotive parts, including tires, retailing.....	58	610201	2.4	1.5	0.1	-2.0	-1.7	-0.5
RVs, trailers, and campers retailing.....	58	8	-1.4	-6.1	-8.9	13.3	6.9	-1.0
RVs, trailers, and campers retailing.....	58	81	-1.4	-6.1	-8.9	13.3	6.9	-1.0
RVs, trailers, and campers retailing.....	58	8101	-1.4	-6.1	-8.9	13.3	6.9	-1.0
RVs, trailers, and campers retailing.....	58	810101	-1.4	-6.1	-8.9	13.3	6.9	-1.0
Sporting goods, including boats, retailing.....	58	9	0.3	2.3	6.7	-2.5	0.8	1.8
Sporting goods, including boats, retailing.....	58	91	0.3	2.3	6.7	-2.5	0.8	1.8
Sporting goods, including boats, retailing.....	58	9101	0.3	2.3	6.7	-2.5	0.8	1.8
Sporting goods, including boats, retailing.....	58	910101	0.3	2.3	6.7	-2.5	0.8	1.8
Lawn, garden, and farm equipment and supplies retailing.....	58	A	1.4	0.3	-0.7	-1.6	1.1	0.2
Lawn, garden, and farm equipment and supplies retailing.....	58	A1	1.4	0.3	-0.7	-1.6	1.1	0.2
Lawn, garden, and farm equipment and supplies retailing.....	58	A101	1.4	0.3	-0.7	-1.6	1.1	0.2
Lawn, garden, and farm equipment and supplies retailing.....	58	A10101	1.4	0.3	-0.7	-1.6	1.1	0.2
Furniture retailing.....	58	B	-6.7	0.6	-0.6	2.0	-2.1	0.4
Furniture retailing.....	58	B1	-6.7	0.6	-0.6	2.0	-2.1	0.4
Furniture retailing.....	58	B101	-6.7	0.6	-0.6	2.0	-2.1	0.4
Furniture retailing.....	58	B10101	-6.7	0.6	-0.6	2.0	-2.1	0.4
Flooring and floor coverings retailing.....	58	C	1.1	-2.7	2.3	1.6	-0.5	0.0
Flooring and floor coverings retailing.....	58	C1	1.1	-2.7	2.3	1.6	-0.5	0.0
Flooring and floor coverings retailing.....	58	C101	1.1	-2.7	2.3	1.6	-0.5	0.0
Flooring and floor coverings retailing.....	58	C10101	1.1	-2.7	2.3	1.6	-0.5	0.0
Hardware and building materials and supplies retailing.....	58	D	12.2	0.1	0.9	0.5	-0.3	2.6
Hardware and building materials and supplies retailing.....	58	D1	12.2	0.1	0.9	0.5	-0.3	2.6
Hardware and building materials and supplies retailing.....	58	D101	12.2	0.1	0.9	0.5	-0.3	2.6
Hardware and building materials and supplies retailing.....	58	D10101	12.2	0.1	0.9	0.5	-0.3	2.6
Major household appliance retailing.....	58	E	-6.9	-5.8	-2.1	13.5	-8.0	1.7
Major household appliance retailing.....	58	E1	-6.9	-5.8	-2.1	13.5	-8.0	1.7
Major household appliance retailing.....	58	E101	-6.9	-5.8	-2.1	13.5	-8.0	1.7
Major household appliance retailing.....	58	E10101	-6.9	-5.8	-2.1	13.5	-8.0	1.7
Fuels and lubricants retailing.....	58	F	-3.1	4.7	-7.1	-0.6	2.8	-10.5
Fuels and lubricants retailing.....	58	F1	-3.1	4.7	-7.1	-0.6	2.8	-10.5
Automotive fuels and lubricants retailing.....	58	F101	-3.9	3.3	-8.8	0.3	2.2	-12.2
Automotive fuels and lubricants retailing.....	58	F10101	-3.9	3.3	-8.8	0.3	2.2	-12.2
Household fuels retailing.....	58	F102	0.5	13.0	1.5	-5.0	5.8	-2.2

See footnotes at end of table.

Table 7. Producer price index percentage changes for commodity and service groupings and individual items, not seasonally adjusted — Continued
[April 2024]

Title	Commodity code		Unadjusted 12-month percent change ¹	Unadjusted 1-month percent change ¹				
	Group code	Item code		Apr. 2023 to Apr. 2024 ^P	Nov. to Dec.	Dec. to Jan. ^P	Jan. to Feb. ^P	Feb. to Mar. ^P
Household fuels retailing.....	58	F10201	0.5	13.0	1.5	-5.0	5.8	-2.2
Cleaning supplies and paper products retailing.....	58	G	0.7	-0.1	2.2	-0.8	-0.5	-1.2
Cleaning supplies and paper products retailing.....	58	G1	0.7	-0.1	2.2	-0.8	-0.5	-1.2
Cleaning supplies and paper products retailing.....	58	G101	0.7	-0.1	2.2	-0.8	-0.5	-1.2
Cleaning supplies and paper products retailing.....	58	G10101	0.7	-0.1	2.2	-0.8	-0.5	-1.2
Book retailing.....	58	H	0.8	0.1	3.7	-3.4	2.8	-1.2
Book retailing.....	58	H1	0.8	0.1	3.7	-3.4	2.8	-1.2
Book retailing.....	58	H101	0.8	0.1	3.7	-3.4	2.8	-1.2
Book retailing.....	58	H10101	0.8	0.1	3.7	-3.4	2.8	-1.2
Other merchandise retailing (partial).....	58	I	0.5	0.0	1.8	2.7	0.7	-1.6
Other merchandise retailing (partial).....	58	I1	0.5	0.0	1.8	2.7	0.7	-1.6
Other merchandise retailing (partial).....	58	I101	0.5	0.0	1.8	2.7	0.7	-1.6
Other merchandise retailing (partial).....	58	I10101	0.5	0.0	1.8	2.7	0.7	-1.6
Metal treatment services.....	59	—	4.8	0.6	1.3	0.0	0.4	0.5
Metal treatment services.....	59	1	4.8	0.6	1.3	0.0	0.4	0.5
Metal treatment services.....	59	11	4.8	0.6	1.3	0.0	0.4	0.5
Metal plating and polishing.....	59	1101	3.4	0.4	0.2	-0.2	0.0	0.0
Metal plating and polishing.....	59	110111	3.4	0.4	0.2	-0.2	0.0	0.0
Metal coating and allied services.....	59	1102	2.7	0.5	1.6	0.0	0.2	0.5
Metal coating and allied services.....	59	110222	2.7	0.5	1.6	0.0	0.2	0.5
Metal heat treating.....	59	1103	12.5	1.1	1.9	0.2	1.7	1.0
Metal heat treating.....	59	110349	12.5	1.1	1.9	0.2	1.7	1.0
Mining services.....	60	—	2.2	1.1	-0.2	0.4	0.3	0.2
Mining services.....	60	1	2.2	1.1	-0.2	0.4	0.3	0.2
Mining services.....	60	11	2.2	1.1	-0.2	0.4	0.3	0.2
Support activities for coal mining.....	60	1102	3.4	-0.1	0.2	0.2	0.1	0.0
Support activities for coal mining.....	60	110201	3.4	-0.1	0.2	0.2	0.1	0.0
Drilling oil and gas wells services.....	60	1103	0.5	-0.9	0.0	0.1	-1.3	1.3
Drilling oil and gas wells services.....	60	110301	0.5	-0.9	0.0	0.1	-1.3	1.3
Support activities for oil and gas operations.....	60	1104	2.7	1.9	-0.5	0.5	0.8	-0.2
Support activities for oil and gas operations.....	60	110401	2.7	1.9	-0.5	0.5	0.8	-0.2
Metal and nonmetallic minerals mining services.....	60	1106	—	0.0	3.6	0.0	0.0	0.0
Metal and nonmetallic minerals mining services.....	60	110601	—	0.0	3.6	0.0	0.0	0.0
Contract work on textile products, apparel, and leather.....	61	—	1.5	0.5	-0.2	-0.1	1.9	-0.1
Contract work on textile products and apparel.....	61	1	1.5	0.5	-0.2	-0.2	1.9	-0.1
Contract work on textile products and apparel.....	61	11	1.5	0.5	-0.2	-0.2	1.9	-0.1
Contract work on textile products.....	61	1102	-1.7	0.0	-0.4	-0.3	-0.3	-0.2
Commission finishing of broadwoven fabrics.....	61	110201	-1.8	0.0	-0.4	-0.3	-0.3	-0.3
Commission finishing of cotton broadwoven fabrics.....	61	1102011	-0.9	0.0	-0.1	-0.1	-0.1	-0.1
Other commission finishing of broadwoven fabrics (excl. cotton & wool).....	61	1102012	-2.0	0.0	-0.5	-0.4	-0.4	-0.4
Commission knit or knit & finishing of weft & warp knit fabric.....	61	110204	3.2	0.0	0.0	0.0	0.0	2.3
Contract work on apparel.....	61	1103	6.0	1.1	0.0	0.0	4.6	0.0
Contract work on women's, girls' and infants' apparel.....	61	11031	—	0.0	0.0	0.0	—	—
Contract work on men's and boys' (including unisex) apparel.....	61	11032	4.8	2.7	0.0	0.0	1.4	0.0
Contract work on men's and boys' pants, work apparel, and other outerwear.....	61	110321	8.9	8.9	0.0	0.0	0.0	0.0
Contract work on men's and boys' shirts, tailored suits/coats/jackets, & underwear/nightwear.....	61	110323	—	0.0	0.0	0.0	—	—
Contract & commission receipts for tanning or finishing leather owned by others.....	61	2	-0.4	0.0	0.0	0.0	0.0	-0.6
Contract & commission receipts for tanning or finishing leather owned by others.....	61	21	-0.4	0.0	0.0	0.0	0.0	-0.6
Contract and commission receipts for tanning or finishing leather owned by others.....	61	2101	-0.4	0.0	0.0	0.0	0.0	-0.6
Contract and commission receipts for tanning or finishing leather owned by others.....	61	210101	-0.4	0.0	0.0	0.0	0.0	-0.6
Construction (partial).....	80	—	-0.5	0.0	0.3	0.0	0.1	0.1
New nonresidential building construction.....	80	1	-1.0	0.0	0.3	0.0	0.1	0.1
New nonresidential building construction.....	80	11	-1.0	0.0	0.3	0.0	0.1	0.1

See footnotes at end of table.

Table 7. Producer price index percentage changes for commodity and service groupings and individual items, not seasonally adjusted — Continued
 [April 2024]

Title	Commodity code		Unadjusted 12-month percent change ¹	Unadjusted 1-month percent change ¹				
	Group code	Item code	Apr. 2023 to Apr. 2024 ^p	Nov. to Dec.	Dec. to Jan. ^p	Jan. to Feb. ^p	Feb. to Mar. ^p	Mar. to Apr. ^p
New warehouse building construction.....	80	1101	-0.3	-0.1	0.0	-0.1	0.1	0.4
New warehouse building construction.....	80	110101	-0.3	-0.1	0.0	-0.1	0.1	0.4
New school building construction.....	80	1102	-0.7	-0.1	0.5	0.0	-0.1	0.3
New school building construction.....	80	110201	-0.7	-0.1	0.5	0.0	-0.1	0.3
New office building construction.....	80	1103	-1.4	0.2	0.3	0.0	0.4	0.0
New office building construction.....	80	110301	-1.4	0.2	0.3	0.0	0.4	0.0
New industrial building construction.....	80	1104	-0.5	0.0	0.4	-0.1	0.0	-0.2
New industrial building construction.....	80	110401	-0.5	0.0	0.4	-0.1	0.0	-0.2
New health care building construction.....	80	1105	-1.5	0.1	0.2	0.0	-0.2	0.0
New health care building construction.....	80	110501	-1.5	0.1	0.2	0.0	-0.2	0.0
Maintenance and repair of nonresidential buildings (partial).....	80	2	3.0	0.0	0.3	0.1	0.6	0.2
Maintenance and repair of nonresidential buildings (partial).....	80	21	3.0	0.0	0.3	0.1	0.6	0.2
Maintenance and repair of nonresidential buildings (partial).....	80	2101	3.0	0.0	0.3	0.1	0.6	0.2
Maintenance and repair of nonresidential buildings (partial).....	80	210101	3.0	0.0	0.3	0.1	0.6	0.2

¹ All indexes are subject to revision for 4 months after their originally scheduled publication to incorporate late reports and corrections by survey respondents.

² Due to incomplete coverage of the services sector, some services indexes in this table reflect only a portion of their wherever-provided output. These indexes are flagged using the term "partial" at the end of their titles. For more information regarding wherever-provided services indexes, go to <https://www.bls.gov/ppi/wepnotice.htm>. This webpage includes methodology documentation, a table identifying missing coverage areas for those indexes with incomplete coverage, and a concordance table between wherever-provided services indexes and Census product codes.

^p Preliminary

"-" Data not available.

Table 8. Producer price indexes and percentage changes for selected commodity and service groupings and individual items, seasonally adjusted
 [April 2024, Index base 1982=100, unless otherwise indicated]

Title	Commodity code		Other index base	Seasonally adjusted index ¹					Seasonally adjusted 1-month percent change ¹		
	Group code	Item code		Dec. 2023	Jan. 2024 ^P	Feb. 2024 ^P	Mar. 2024 ^P	Apr. 2024 ^P	Jan. to Feb. ^P	Feb. to Mar. ^P	Mar. to Apr. ^P
Goods											
Fruits & melons, fresh/dry vegs. & nuts.....	01	1		-	-	-	-	-	-	-	-
Fresh fruits and melons.....	01	11		-	-	-	-	-	-	-	-
Citrus fruits.....	01	1101		359.793	364.025	361.284	351.221	345.060	-0.8	-2.8	-1.8
Other fruits and berries.....	01	1102		-	-	-	-	-	-	-	-
Fresh and dry vegetables.....	01	13		-	-	-	-	-	-	-	-
Dry vegetables.....	01	1301		-	-	-	-	-	-	-	-
Fresh vegetables, except potatoes.....	01	1302		-	-	-	-	-	-	-	-
Sweet potatoes.....	01	1303		175.933	173.953	171.175	171.831	174.284	-1.6	0.4	1.4
Potatoes.....	01	1306	12/11	99.384	96.481	97.413	109.547	109.816	1.0	12.5	0.2
Tree nuts.....				-	-	-	-	-	-	-	-
Tree nuts.....				-	-	-	-	-	-	-	-
Grains.....	01	2		193.479	183.452	168.135	172.461	164.784	-8.3	2.6	-4.5
Wheat.....	01	21		-	-	-	-	-	-	-	-
Wheat.....	01	2101		-	-	-	-	-	-	-	-
Other grains.....	01	22		197.183	184.782	167.990	174.139	166.040	-9.1	3.7	-4.7
Barley.....	01	2201		-	-	-	-	-	-	-	-
Corn.....	01	2202		192.847	180.267	163.657	170.312	161.983	-9.2	4.1	-4.9
Oats.....	01	2203		-	-	-	-	-	-	-	-
Sorghum.....	01	2205	12/91	-	-	-	-	-	-	-	-
Rough rice.....	01	23	12/91	137.750	146.313	137.212	132.349	121.239	-6.2	-3.5	-8.4
Rough rice.....	01	2301	12/91	137.750	146.313	137.212	132.349	121.239	-6.2	-3.5	-8.4
Livestock.....	01	3		221.049	220.779	242.403	255.423	263.331	9.8	5.4	3.1
Slaughter cattle.....	01	31		259.992	263.357	267.522	288.138	281.029	1.6	7.7	-2.5
Slaughter steers and heifers.....	01	3101		258.319	265.269	268.847	287.302	272.159	1.3	6.9	-5.3
Slaughter cows and bulls.....	01	3102		242.282	231.415	236.889	266.399	280.978	2.4	12.5	5.5
Slaughter vealers.....	01	3103		100.626	101.527	102.546	103.194	106.628	1.0	0.6	3.3
Slaughter hogs.....	01	32		74.103	71.922	97.553	102.042	124.866	35.6	4.6	22.4
Slaughter barrows and gilts.....	01	3201		72.913	71.358	96.827	100.731	123.832	35.7	4.0	22.9
Slaughter sows.....	01	3202		-	-	-	-	-	-	-	-
Slaughter lambs.....	01	33		360.167	396.787	402.687	461.703	424.370	1.5	14.7	-8.1
Slaughter lambs.....	01	3301		360.167	396.787	402.687	461.703	424.370	1.5	14.7	-8.1
Feeder and replacement cattle.....			09/21	-	-	-	-	-	-	-	-
Feeder and replacement cattle.....			09/21	-	-	-	-	-	-	-	-
Slaughter poultry.....	01	4		346.528	341.737	344.404	332.204	311.857	0.8	-3.5	-6.1
Slaughter chickens.....	01	41		373.054	360.559	367.853	352.628	333.908	2.0	-4.1	-5.3
Broilers and other meat type chickens.....	01	4102		378.245	365.576	372.972	357.535	338.554	2.0	-4.1	-5.3
Slaughter turkeys.....	01	42		231.353	263.883	244.103	244.952	213.297	-7.5	0.3	-12.9
Slaughter turkeys.....	01	4201		231.353	263.883	244.103	244.952	213.297	-7.5	0.3	-12.9
Slaughter ducks.....	01	43	12/91	-	-	-	-	-	-	-	-
Slaughter ducks.....	01	4301	12/91	-	-	-	-	-	-	-	-
Raw cotton.....	01	5		-	-	-	-	-	-	-	-
Raw cotton.....	01	51		-	-	-	-	-	-	-	-
Raw cotton.....	01	5101		-	-	-	-	-	-	-	-
Raw milk.....	01	6		149.370	150.976	158.651	158.799	159.829	5.1	0.1	0.6
Raw milk.....	01	61		149.974	151.587	159.292	159.441	160.476	5.1	0.1	0.6
Raw milk.....	01	6101		149.974	151.587	159.292	159.441	160.476	5.1	0.1	0.6
Chicken eggs.....	01	7		-	-	-	-	-	-	-	-
Chicken eggs.....	01	71		-	-	-	-	-	-	-	-
Eggs for fresh use.....	01	7107	12/91	-	-	-	-	-	-	-	-
Breaker stock and checks and undergrades.....	01	7108	12/91	-	-	-	-	-	-	-	-
Hay, hayseeds, and oilseeds.....	01	8		273.867	250.892	230.202	231.578	231.162	-8.2	0.6	-0.2
Hay and hayseeds.....	01	81		-	-	-	-	-	-	-	-
Hay and hayseeds.....	01	8101		-	-	-	-	-	-	-	-
Oilseeds.....	01	83		252.474	229.224	208.789	209.539	207.485	-8.9	0.4	-1.0
Oilseeds.....	01	8301		252.474	229.224	208.789	209.539	207.485	-8.9	0.4	-1.0
Cereal and bakery products.....	02	1		330.208	329.908	328.611	328.290	328.194	-0.4	-0.1	0.0
Bakery products.....	02	11		-	-	-	-	-	-	-	-
Bread (white, wheat, rye, etc.), including frozen.....			06/06	-	-	-	-	-	-	-	-
Rolls (bread-type), muffins, bagels, and croissants.....	02	1105		-	-	-	-	-	-	-	-
Other sweet goods, excluding frozen.....				-	-	-	-	-	-	-	-
Soft cakes, excluding frozen.....	02	1108		-	-	-	-	-	-	-	-
Pies (fruit, cream, and custard), excluding frozen.....				-	-	-	-	-	-	-	-
Cookies, crackers, and related products.....	02	1121		-	-	-	-	-	-	-	-

See footnotes at end of table.

Table 8. Producer price indexes and percentage changes for selected commodity and service groupings and individual items, seasonally adjusted — Continued
 [April 2024, Index base 1982=100, unless otherwise indicated]

Title	Commodity code		Other index base	Seasonally adjusted index ¹					Seasonally adjusted 1-month percent change ¹		
	Group code	Item code		Dec. 2023	Jan. 2024 ^P	Feb. 2024 ^P	Mar. 2024 ^P	Apr. 2024 ^P	Jan. to Feb. ^P	Feb. to Mar. ^P	Mar. to Apr. ^P
Retail bakery products, excluding retail trade.....	02	1130	06/14	-	-	-	-	-	-	-	-
Flour and flour base mixes and doughs.....	02	12		-	-	-	-	-	-	-	-
Wheat flour.....	02	1203		-	-	-	-	-	-	-	-
Flour base mixes and doughs.....	02	1204		-	-	-	-	-	-	-	-
Milled rice and byproducts.....	02	13		-	-	-	-	-	-	-	-
Head rice.....	02	1301		-	-	-	-	-	-	-	-
Milled rice (incl second heads, screenings, brewers, bran, sharps, rice flour, and byproducts).....	02	1302	06/84	-	-	-	-	-	-	-	-
Cereal and pasta products.....	02	14		310.108	309.674	300.105	299.466	299.335	-3.1	-0.2	0.0
Dry macaroni, spaghetti, and egg noodle products, made from purchased flour.....	02	1402	06/85	-	-	-	-	-	-	-	-
Cereal and mill products, other than flour.....	02	1409	06/85	292.002	292.658	282.053	281.323	281.173	-3.6	-0.3	-0.1
Meats, poultry, and fish.....	02	2		237.866	232.655	235.274	239.266	238.234	1.1	1.7	-0.4
Meats.....	02	21		250.810	241.788	247.403	248.909	243.378	2.3	0.6	-2.2
Beef and veal products, fresh or frozen.....	02	2101		307.557	294.117	308.529	312.164	293.892	4.9	1.2	-5.9
Lamb/mutton, fresh or frozen, not canned or made into sausage, made in slaughtering plants.....	02	2103		-	-	-	-	-	-	-	-
Pork products, fresh, frozen, or processed, except sausage.....	02	2104		191.845	180.813	180.520	178.834	178.096	-0.2	-0.9	-0.4
Other meats, fresh, frozen, or canned.....	02	2105		224.995	223.382	224.727	226.750	230.290	0.6	0.9	1.6
Processed poultry.....	02	22		172.682	170.545	171.252	178.396	183.028	0.4	4.2	2.6
Young chickens, including bulk, chilled, frozen, whole, and in parts.....	02	2203		204.470	200.144	196.963	201.728	204.703	-1.6	2.4	1.5
Turkeys, including frozen, whole, and in parts.....	02	2206		-	-	-	-	-	-	-	-
Canned, cooked, smoked or prepared poultry.....	02	2208		-	-	-	-	-	-	-	-
Chicken hens and other poultry/small game.....			12/90	-	-	-	-	-	-	-	-
Unprocessed and prepared seafood.....	02	23		408.843	432.183	411.452	419.540	431.361	-4.8	2.0	2.8
Unprocessed finfish.....	02	2301		-	-	-	-	-	-	-	-
Unprocessed shellfish.....	02	2305	12/91	274.767	293.051	288.872	301.553	282.311	-1.4	4.4	-6.4
Prepared fresh and frozen seafood.....			12/11	-	-	-	-	-	-	-	-
Dairy products.....	02	3		-	-	-	-	-	-	-	-
Fluid milk products.....	02	31		-	-	-	-	-	-	-	-
Packaged fluid milk and related products.....	02	3103	12/82	-	-	-	-	-	-	-	-
Cottage cheese.....	02	3104	12/82	-	-	-	-	-	-	-	-
Other milk products.....	02	3105	12/82	-	-	-	-	-	-	-	-
Bulk fluid milk and cream.....	02	3106	12/91	-	-	-	-	-	-	-	-
Butter.....	02	32		-	-	-	-	-	-	-	-
Butter.....	02	3201		-	-	-	-	-	-	-	-
Natural, processed, and imitation cheese.....	02	33		-	-	-	-	-	-	-	-
Natural cheese, except cottage cheese.....	02	3302		-	-	-	-	-	-	-	-
Processed cheese and related products.....	02	3303		-	-	-	-	-	-	-	-
Raw liquid whey.....			12/04	-	-	-	-	-	-	-	-
Ice cream and frozen desserts.....	02	34		287.302	288.276	288.337	287.183	285.859	0.0	-0.4	-0.5
Ice cream and frozen desserts.....	02	3402	06/83	283.436	284.400	284.451	283.310	282.002	0.0	-0.4	-0.5
Dry, condensed, and evaporated milk products.....	02	35		-	-	-	-	-	-	-	-
Dry milk products, including feed grade.....	02	3502	12/83	-	-	-	-	-	-	-	-
Liquid milk products.....			12/83	-	-	-	-	-	-	-	-
Ice cream mixes and related products.....			06/02	-	-	-	-	-	-	-	-
Processed fruits and vegetables.....	02	4		-	-	-	-	-	-	-	-
Canned fruits and juices.....	02	41		-	-	-	-	-	-	-	-
Canned fruits, excluding baby foods.....	02	4101		-	-	-	-	-	-	-	-
Canned and fresh fruit juices, nectars, and concentrates.....	02	4102		-	-	-	-	-	-	-	-
Frozen fruits, juices and ades.....	02	42		-	-	-	-	-	-	-	-
Frozen fruits.....	02	4202		-	-	-	-	-	-	-	-
Canned vegetables and juices.....	02	44		-	-	-	-	-	-	-	-
Canned vegetables and juices.....	02	4401		-	-	-	-	-	-	-	-
Frozen vegetables.....	02	45		-	-	-	-	-	-	-	-
Frozen potato products (French-fried, patties, puffs, etc.).....	02	4502	12/90	341.574	342.631	337.732	339.023	348.874	-1.4	0.4	2.9
Frozen vegetables, other than potato products.....	02	4505	12/90	-	-	-	-	-	-	-	-
Dried and dehydrated food.....			12/03	-	-	-	-	-	-	-	-
Dried and dehydrated food.....			12/03	-	-	-	-	-	-	-	-
Sugar and confectionery.....	02	5		-	-	-	-	-	-	-	-
Raw cane sugar and sugar cane mill products and byproducts.....				-	-	-	-	-	-	-	-
Raw cane sugar and sugarcane mill products and byproducts.....	02	5201		-	-	-	-	-	-	-	-
Refined sugar products and byproducts.....				-	-	-	-	-	-	-	-
Refined sugar products and byproducts.....			12/02	-	-	-	-	-	-	-	-
Confectionery materials.....	02	54		-	-	-	-	-	-	-	-
Confectionery materials.....	02	5401		-	-	-	-	-	-	-	-
Confectionery end products.....	02	55		-	-	-	-	-	-	-	-
Candy and nuts.....			06/83	-	-	-	-	-	-	-	-

See footnotes at end of table.

Table 8. Producer price indexes and percentage changes for selected commodity and service groupings and individual items, seasonally adjusted — Continued
 [April 2024, Index base 1982=100, unless otherwise indicated]

Title	Commodity code		Other index base	Seasonally adjusted index ¹					Seasonally adjusted 1-month percent change ¹		
	Group code	Item code		Dec. 2023	Jan. 2024 ^P	Feb. 2024 ^P	Mar. 2024 ^P	Apr. 2024 ^P	Jan. to Feb. ^P	Feb. to Mar. ^P	Mar. to Apr. ^P
Beverages and beverage materials.....	02	6		252.309	255.101	256.865	257.219	256.893	0.7	0.1	-0.1
Alcoholic beverages.....	02	61		220.381	220.472	220.071	220.088	220.461	-0.2	0.0	0.2
Malt beverages.....	02	6101		233.300	234.235	233.444	233.593	234.304	-0.3	0.1	0.3
Distilled and bottled liquor, excluding brandy.....	02	6102		197.324	196.326	195.962	195.059	195.115	-0.2	-0.5	0.0
Wines, brandy, and brandy spirits.....			12/83	-	-	-	-	-	-	-	-
Soft drinks.....	02	62		-	-	-	-	-	-	-	-
Soft drinks, non-carbonated and bottled water.....			12/11	-	-	-	-	-	-	-	-
Soft drinks, carbonated, bottle/can, all types.....			01/24	-	-	-	-	-	-	-	-
Soft drinks, energy and sport.....				-	-	-	-	-	-	-	-
Packaged beverage materials.....	02	63		-	-	-	-	-	-	-	-
Coffee (whole bean, ground, & instant).....	02	6301		-	-	-	-	-	-	-	-
Tea in consumer packages, exc. canned ice tea.....	02	6303		-	-	-	-	-	-	-	-
Other beverage materials.....	02	64		335.514	325.851	323.952	326.898	325.563	-0.6	0.9	-0.4
Other beverage materials.....	02	6401		335.514	325.851	323.952	326.898	325.563	-0.6	0.9	-0.4
Fats and oils.....	02	7		-	-	-	-	-	-	-	-
Shortening, cooking oil, and margarine.....	02	78		-	-	-	-	-	-	-	-
Shortening, cooking oil, and margarine.....	02	7801		-	-	-	-	-	-	-	-
Other oilseed processing.....	02	7A	12/04	-	-	-	-	-	-	-	-
Other oilseed processing.....	02	7A01	12/04	-	-	-	-	-	-	-	-
Corn oil, crude and refined.....			01/16	-	-	-	-	-	-	-	-
Corn oil, made by wet milling.....			01/16	-	-	-	-	-	-	-	-
Miscellaneous processed foods.....	02	8		-	-	-	-	-	-	-	-
Canned jams, jellies, and preserves.....	02	81		-	-	-	-	-	-	-	-
Canned jams, jellies, and preserves.....				-	-	-	-	-	-	-	-
Pickles and other pickled products, including horseradish.....	02	82		-	-	-	-	-	-	-	-
Pickles and other pickled products.....	02	8201		-	-	-	-	-	-	-	-
Specialty canning.....	02	84		-	-	-	-	-	-	-	-
Specialty canning.....	02	8401		-	-	-	-	-	-	-	-
Frozen specialty food.....	02	85		-	-	-	-	-	-	-	-
Frozen specialty food.....	02	8501		-	-	-	-	-	-	-	-
Prepared sauces, except tomato.....				-	-	-	-	-	-	-	-
Prepared sauces, excluding tomato-based sauces and sauces comprised of 20 percent or more meat.....				-	-	-	-	-	-	-	-
Other miscellaneous processed foods.....				-	-	-	-	-	-	-	-
Other miscellaneous processed foods.....				-	-	-	-	-	-	-	-
Prepared animal feeds.....	02	9		246.275	240.036	234.426	229.728	228.782	-2.3	-2.0	-0.4
Soybean cake, meal, and other byproducts.....	02	92		-	-	-	-	-	-	-	-
Soybean cake, meal, and byproducts.....	02	9201		-	-	-	-	-	-	-	-
Formula feeds.....	02	93		266.004	262.157	251.207	244.272	242.246	-4.2	-2.8	-0.8
Formula feeds.....	02	9301		266.004	262.157	251.207	244.272	242.246	-4.2	-2.8	-0.8
Miscellaneous feedstuffs.....	02	94		331.267	325.811	319.495	317.158	317.440	-1.9	-0.7	0.1
Pet food.....	02	9402		-	-	-	-	-	-	-	-
Miscellaneous feedstuffs other than pet food.....	02	9403		293.426	281.922	269.737	263.325	261.341	-4.3	-2.4	-0.8
Synthetic fibers.....	03	1		-	-	-	-	-	-	-	-
Unprocessed filament yarns.....	03	15		-	-	-	-	-	-	-	-
Noncellulosic and cellulosic organic fibers.....			05/22	-	-	-	-	-	-	-	-
Processed yarns and threads.....	03	2		-	-	-	-	-	-	-	-
Yarns.....	03	26		-	-	-	-	-	-	-	-
Spun cotton yarns.....	03	2601		155.852	158.345	154.745	156.936	154.823	-2.3	1.4	-1.3
Spun synthetic yarns.....				-	-	-	-	-	-	-	-
Textured and twisted yarns.....	03	2604	12/88	-	-	-	-	-	-	-	-
Other spun noncellulosic and natural fiber (excluding cotton and wool) yarns.....	03	2607	06/08	-	-	-	-	-	-	-	-
Greige fabrics.....	03	3		-	-	-	-	-	-	-	-
Greige broadwoven fabrics.....	03	37		-	-	-	-	-	-	-	-
Greige manmade, silk, and other natural fiber (exc cotton/wool) broadwoven fabrics.....				-	-	-	-	-	-	-	-
Greige knit fabrics.....	03	3703		-	-	-	-	-	-	-	-
Weft (circular) knit fabrics, greige goods (excluding hosiery).....	03	3803		-	-	-	-	-	-	-	-
Warp knit fabrics, greige goods (excluding hosiery).....	03	3804		-	-	-	-	-	-	-	-
Tire cord and tire fabric.....	03	39	06/84	-	-	-	-	-	-	-	-
Tire cord and tire fabrics.....	03	3901	06/84	-	-	-	-	-	-	-	-
Finished fabrics.....	03	4		-	-	-	-	-	-	-	-
Finished broadwoven fabrics.....	03	42		-	-	-	-	-	-	-	-
Finished cotton broadwoven fabrics.....	03	4201		-	-	-	-	-	-	-	-
Finished manmade, silk, and other natural fiber (exc. cotton and wool) broadwoven fabrics.....	03	4203		-	-	-	-	-	-	-	-

See footnotes at end of table.

Table 8. Producer price indexes and percentage changes for selected commodity and service groupings and individual items, seasonally adjusted — Continued
 [April 2024, Index base 1982=100, unless otherwise indicated]

Title	Commodity code		Other index base	Seasonally adjusted index ¹					Seasonally adjusted 1-month percent change ¹		
	Group code	Item code		Dec. 2023	Jan. 2024 ^P	Feb. 2024 ^P	Mar. 2024 ^P	Apr. 2024 ^P	Jan. to Feb. ^P	Feb. to Mar. ^P	Mar. to Apr. ^P
Woven and braided narrow fabrics.....	03	44		-	-	-	-	-	-	-	-
Woven and braided narrow fabrics.....	03	4402	06/84	-	-	-	-	-	-	-	-
Nonwoven fabrics and felts.....	03	45		-	-	-	-	-	-	-	-
Nonwoven fabrics and felts.....	03	4503		-	-	-	-	-	-	-	-
Coated fabrics, not rubberized.....	03	46	06/85	-	-	-	-	-	-	-	-
Coated fabrics, not rubberized.....	03	4601	06/85	-	-	-	-	-	-	-	-
Screen printed textile materials, embroideries, and lace goods.....	03	47	06/85	222.693	222.525	222.949	224.912	225.540	0.2	0.9	0.3
Screen printed textile and apparel materials and embroideries.....	03	4701	06/85	222.969	222.844	223.274	225.251	225.880	0.2	0.9	0.3
Knit fabrics, finished in knitting mills.....			12/03	-	-	-	-	-	-	-	-
Weft (circular) knit fabrics, knit and finished in the same establishment (excluding hosiery).....			12/03	-	-	-	-	-	-	-	-
Warp knit goods, knit and finished in the same establishment.....			12/03	-	-	-	-	-	-	-	-
Apparel & other fabricated textile prods.....	03	8		-	-	-	-	-	-	-	-
Apparel.....	03	81		-	-	-	-	-	-	-	-
Miscellaneous apparel and accessories.....			12/83	-	-	-	-	-	-	-	-
Women's, girls', and infants' cut and sew apparel.....			12/03	-	-	-	-	-	-	-	-
Men's and boys' cut and sew apparel.....			12/03	-	-	-	-	-	-	-	-
Apparel made in knitting mills.....			12/03	-	-	-	-	-	-	-	-
Textile house furnishings.....	03	82		-	-	-	-	-	-	-	-
Textile house furnishings.....	03	8203	06/83	-	-	-	-	-	-	-	-
Industrial and other fabricated products.....				-	-	-	-	-	-	-	-
Industrial and other fabricated products.....	03	8303		-	-	-	-	-	-	-	-
Miscellaneous textile products/services.....	03	9	06/85	-	-	-	-	-	-	-	-
Miscellaneous textile products/services.....			09/18	-	-	-	-	-	-	-	-
Miscellaneous textile products/services.....			09/18	-	-	-	-	-	-	-	-
Hides and skins, incl. cattle.....	04	1		100.599	100.635	93.509	94.496	96.283	-7.1	1.1	1.9
Hides and skins, incl. cattle.....	04	19	06/01	46.056	46.073	42.810	43.262	44.081	-7.1	1.1	1.9
Hides, skins, and pelts, made in slaughtering plants.....	04	1901	06/01	46.056	46.073	42.810	43.262	44.081	-7.1	1.1	1.9
Leather.....	04	2		202.351	200.996	202.676	197.915	203.808	0.8	-2.3	3.0
Finished and unfinished leather.....	04	27	12/97	110.929	110.186	111.107	108.497	111.728	0.8	-2.3	3.0
Finished and unfinished leather.....	04	2701	12/97	110.929	110.186	111.107	108.497	111.728	0.8	-2.3	3.0
Footwear.....	04	3		-	-	-	-	-	-	-	-
Men's nonathletic footwear.....	04	31		-	-	-	-	-	-	-	-
Men's footwear (size 6 and larger), excluding athletic.....	04	3105	12/93	-	-	-	-	-	-	-	-
Women's nonathletic footwear.....	04	32		-	-	-	-	-	-	-	-
Women's footwear (size 4 and larger), excluding athletic.....	04	3205	12/93	-	-	-	-	-	-	-	-
Other footwear including slippers.....	04	39	12/02	-	-	-	-	-	-	-	-
Other footwear, excluding rubber and plastic soled footwear.....	04	3901	12/02	-	-	-	-	-	-	-	-
Other leather and related products.....	04	4		-	-	-	-	-	-	-	-
Luggage and small leather goods.....	04	41		-	-	-	-	-	-	-	-
Luggage and small leather goods.....	04	4101		-	-	-	-	-	-	-	-
Leather and leather-like goods, n.e.c.....	04	45	06/85	-	-	-	-	-	-	-	-
Leather and leather-like goods, n.e.c.....	04	4501	06/85	-	-	-	-	-	-	-	-
Coal.....	05	1		-	-	-	-	-	-	-	-
Coal.....	05	13		-	-	-	-	-	-	-	-
Coal.....	05	1301		-	-	-	-	-	-	-	-
Gas fuels.....				-	-	-	-	-	-	-	-
Natural gas.....				-	-	-	-	-	-	-	-
Natural gas.....				-	-	-	-	-	-	-	-
Liquefied petroleum gas.....	05	32		-	-	-	-	-	-	-	-
Liquefied petroleum gas.....				-	-	-	-	-	-	-	-
Electric power.....	05	4		271.442	267.642	272.170	271.315	273.237	1.7	-0.3	0.7
Residential electric power.....	05	41	12/90	229.870	228.865	229.551	231.111	231.918	0.3	0.7	0.3
Residential electric power.....	05	4121	12/90	229.870	228.865	229.551	231.111	231.918	0.3	0.7	0.3
Commercial electric power.....	05	42		255.615	249.984	255.948	253.422	256.513	2.4	-1.0	1.2
Commercial electric power.....	05	4221	12/90	223.704	218.839	224.026	221.833	224.519	2.4	-1.0	1.2
Industrial electric power.....	05	43		307.312	301.133	308.191	307.194	310.525	2.3	-0.3	1.1
Industrial electric power.....	05	4321	12/90	258.393	253.192	259.135	258.307	261.100	2.3	-0.3	1.1
Transportation electric power.....	05	46	12/10	133.979	131.078	126.528	128.026	129.954	-3.5	1.2	1.5
Transportation electric power.....	05	4621	12/10	133.979	131.078	126.528	128.026	129.954	-3.5	1.2	1.5
Utility natural gas.....	05	5	12/90	263.098	269.531	278.066	269.772	262.177	3.2	-3.0	-2.8
Residential natural gas.....	05	51	12/90	272.922	276.766	278.917	274.947	266.235	0.8	-1.4	-3.2
Residential natural gas.....	05	5121	12/90	272.922	276.766	278.917	274.947	266.235	0.8	-1.4	-3.2
Commercial natural gas.....	05	52	12/90	261.753	261.267	266.658	267.736	260.012	2.1	0.4	-2.9
Commercial natural gas.....	05	5221	12/90	261.753	261.267	266.658	267.736	260.012	2.1	0.4	-2.9

See footnotes at end of table.

Table 8. Producer price indexes and percentage changes for selected commodity and service groupings and individual items, seasonally adjusted — Continued
 [April 2024, Index base 1982=100, unless otherwise indicated]

Title	Commodity code		Other index base	Seasonally adjusted index ¹					Seasonally adjusted 1-month percent change ¹		
	Group code	Item code		Dec. 2023	Jan. 2024 ^P	Feb. 2024 ^P	Mar. 2024 ^P	Apr. 2024 ^P	Jan. to Feb. ^P	Feb. to Mar. ^P	Mar. to Apr. ^P
Industrial natural gas.....	05	53	12/90	207.738	215.279	213.814	215.352	207.584	-0.7	0.7	-3.6
Industrial natural gas.....	05	5321	12/90	207.738	215.279	213.814	215.352	207.584	-0.7	0.7	-3.6
Natural gas to electric power.....	05	54	12/90	221.495	232.156	249.117	232.359	227.218	7.3	-6.7	-2.2
Natural gas to electric power.....	05	5421	12/90	221.495	232.156	249.117	232.359	227.218	7.3	-6.7	-2.2
Crude petroleum (domestic production).....	05	6		-	-	-	-	-	-	-	-
Crude petroleum (domestic production).....	05	61		-	-	-	-	-	-	-	-
Crude petroleum (domestic production).....	05	6101		-	-	-	-	-	-	-	-
Petroleum products, refined.....	05	7		278.397	273.108	296.310	291.701	301.527	8.5	-1.6	3.4
Gasoline.....	05	71		248.799	240.427	255.612	247.901	261.298	6.3	-3.0	5.4
Unleaded premium gasoline.....	05	7103		279.230	277.884	289.947	277.625	292.927	4.3	-4.2	5.5
Unleaded regular gasoline.....	05	7104		242.289	231.876	247.861	240.724	253.328	6.9	-2.9	5.2
Unleaded mid-premium gasoline.....	05	7105	12/87	435.261	424.492	464.179	444.108	473.263	9.3	-4.3	6.6
Kerosene and jet fuels.....	05	72		-	-	-	-	-	-	-	-
Kerosene.....	05	7202		-	-	-	-	-	-	-	-
Jet fuel.....	05	7203		-	-	-	-	-	-	-	-
Light fuel oils.....	05	73		323.567	321.326	365.685	371.273	382.075	13.8	1.5	2.9
Home heating oil and distillates.....	05	7302		261.292	259.805	255.404	248.475	253.451	-1.7	-2.7	2.0
No. 2 diesel fuel.....	05	7303		341.976	339.580	390.112	397.057	408.814	14.9	1.8	3.0
Residual fuels (heavy fuel oils, incl. #5, #6, & other residual fuels).....	05	74		-	-	-	-	-	-	-	-
Residual fuels (heavy fuel oils, incl. #5, #6, & other residual fuels).....	05	7407	06/85	-	-	-	-	-	-	-	-
Finished lubricants.....	05	7603		-	-	-	-	-	-	-	-
Lubricating grease.....	05	7604	06/85	-	-	-	-	-	-	-	-
Lubricating and similar oils.....	05	7604	06/09	-	-	-	-	-	-	-	-
Lubricating oil base stocks.....	05	7604	06/09	-	-	-	-	-	-	-	-
Asphalt and other petroleum and coal products, n.e.c.....	05	8	12/84	-	-	-	-	-	-	-	-
Asphalt and other petroleum and coal products, n.e.c.....	05	81	12/84	-	-	-	-	-	-	-	-
Asphalt.....	05	8102	06/85	275.836	283.233	244.317	265.759	251.483	-13.7	8.8	-5.4
Other petroleum and coal products, including coke oven products, n.e.c.....	05	8102	12/84	-	-	-	-	-	-	-	-
Industrial chemicals.....	06	1		302.130	291.959	298.911	299.909	307.633	2.4	0.3	2.6
Basic inorganic chemicals.....	06	13		-	-	-	-	-	-	-	-
Inorganic chemicals, other than alkalis and chlorine.....	06	1302		-	-	-	-	-	-	-	-
Alkalies and chlorine, including natural sodium carbonate and sulfate.....	06	1303		-	-	-	-	-	-	-	-
Basic organic chemicals.....	06	14		295.465	283.975	292.802	293.890	302.886	3.1	0.4	3.1
Primary basic organic chemicals.....	06	1403		-	-	-	-	-	-	-	-
Cyclic intermediate chemicals and dyes.....	06	1403		-	-	-	-	-	-	-	-
Other basic organics.....	06	1403		292.091	277.280	283.052	274.883	279.138	2.1	-2.9	1.5
Paints and allied products.....	06	2		-	-	-	-	-	-	-	-
Prepared paint.....	06	21		-	-	-	-	-	-	-	-
Architectural coatings.....	06	2101		-	-	-	-	-	-	-	-
OEM finishes excluding marine coatings.....	06	2101	06/83	-	-	-	-	-	-	-	-
Special purpose coatings, incl. marine, industrial & construction coatings.....	06	2103	06/83	-	-	-	-	-	-	-	-
Paint materials.....	06	22		-	-	-	-	-	-	-	-
Paint colors.....	06	22		-	-	-	-	-	-	-	-
Allied and miscellaneous paint products.....	06	23	06/83	-	-	-	-	-	-	-	-
Allied and miscellaneous paint products.....	06	2301	06/83	-	-	-	-	-	-	-	-
Drugs and pharmaceuticals.....	06	3		671.806	668.937	670.407	671.527	672.619	0.2	0.2	0.2
Medicinal and botanical chemicals, drugs, and other products.....	06	31		-	-	-	-	-	-	-	-
Medicinal and botanical chemicals, drugs, and other products.....	06	31	06/82	-	-	-	-	-	-	-	-
Veterinary pharmaceutical preparations.....	06	31		-	-	-	-	-	-	-	-
Pharmaceuticals for veterinary use.....	06	31	12/87	-	-	-	-	-	-	-	-
Biological products, including diagnostics.....	06	37		330.794	327.848	326.936	328.377	329.030	-0.3	0.4	0.2
Biological products, excluding diagnostic, for veterinary, industrial, and all other misc. uses.....	06	3717	12/04	-	-	-	-	-	-	-	-
Diagnostics.....	06	3717	06/09	-	-	-	-	-	-	-	-
Biological products, excluding diagnostic, for human use.....	06	3719	06/09	158.046	154.196	154.635	155.037	155.855	0.3	0.3	0.5
Pharmaceutical preparations.....	06	38	06/01	292.227	291.086	291.592	291.792	292.235	0.2	0.1	0.2
Pharmaceuticals affecting neoplasms, the endocrine system, & metabolic diseases.....	06	3801	06/01	316.317	314.477	313.927	314.770	315.184	-0.2	0.3	0.1
Pharmaceuticals acting on the central nervous system and the sense organs.....	06	3802	06/01	349.241	350.353	351.994	351.497	352.605	0.5	-0.1	0.3
Pharmaceuticals acting on the cardiovascular system.....	06	3803	06/01	452.560	444.454	445.753	446.523	447.927	0.3	0.2	0.3
Pharmaceuticals acting on the respiratory system.....	06	3804	06/01	225.907	225.959	225.846	225.817	226.112	-0.1	0.0	0.1
Pharmaceuticals acting on the digestive or the genito-urinary systems.....	06	3804	06/01	-	-	-	-	-	-	-	-
Pharmaceuticals acting on the skin.....	06	3804	06/01	-	-	-	-	-	-	-	-
Vitamin, nutrient, and hematonic preparations.....	06	3804	06/01	-	-	-	-	-	-	-	-
Pharmaceuticals affecting parasitic and infective diseases.....	06	3808	06/01	280.102	278.289	279.685	279.874	280.251	0.5	0.1	0.1

See footnotes at end of table.

Table 8. Producer price indexes and percentage changes for selected commodity and service groupings and individual items, seasonally adjusted — Continued
 [April 2024, Index base 1982=100, unless otherwise indicated]

Title	Commodity code		Other index base	Seasonally adjusted index ¹					Seasonally adjusted 1-month percent change ¹		
	Group code	Item code		Dec. 2023	Jan. 2024 ^P	Feb. 2024 ^P	Mar. 2024 ^P	Apr. 2024 ^P	Jan. to Feb. ^P	Feb. to Mar. ^P	Mar. to Apr. ^P
Fats and oils, inedible.....	06	4		-	-	-	-	-	-	-	-
Fats and oils, inedible.....	06	41		-	-	-	-	-	-	-	-
Fats and oils, inedible.....	06	4101		-	-	-	-	-	-	-	-
Agricultural chemicals and chemical products.....	06	5		284.855	285.121	282.029	282.162	282.506	-1.1	0.0	0.1
Mixed fertilizers.....	06	51		-	-	-	-	-	-	-	-
Mixed fertilizers.....	06	5105	06/86	-	-	-	-	-	-	-	-
Fertilizer materials.....	06	52		316.196	313.684	306.971	309.704	307.405	-2.1	0.9	-0.7
Nitrogenates.....	06	5201		353.007	340.868	320.186	333.779	334.816	-6.1	4.2	0.3
Phosphates.....	06	5202		294.271	305.747	308.332	303.280	297.929	0.8	-1.6	-1.8
Other agricultural chemicals.....	06	53		-	-	-	-	-	-	-	-
Other agricultural chemicals.....	06	5301		-	-	-	-	-	-	-	-
Plastic resins and materials.....	06	6		270.357	268.863	270.913	267.158	270.861	0.8	-1.4	1.4
Thermoplastic resins and plastics materials.....	06	62		273.492	272.112	274.010	270.543	272.997	0.7	-1.3	0.9
Thermoplastic resins and plastics materials.....	06	6212	12/03	190.048	189.090	190.408	187.999	189.705	0.7	-1.3	0.9
Thermosetting resins and plastics materials.....	06	63		-	-	-	-	-	-	-	-
Thermosetting resins and plastics materials.....	06	63	12/98	-	-	-	-	-	-	-	-
Other chemicals and allied products.....	06	7		-	-	-	-	-	-	-	-
Soaps and detergents.....	06			-	-	-	-	-	-	-	-
Soaps and other detergents.....	06		06/83	-	-	-	-	-	-	-	-
Polish and other sanitation goods.....	06		06/83	-	-	-	-	-	-	-	-
Polish and other sanitation goods.....	06		06/83	-	-	-	-	-	-	-	-
Cosmetics and other toilet preparations.....	06	75		-	-	-	-	-	-	-	-
Shaving preparations.....	06	7502		-	-	-	-	-	-	-	-
Perfumes, toilet waters, and colognes.....	06	7503		-	-	-	-	-	-	-	-
Hair preparations (including shampoos).....	06	7504		-	-	-	-	-	-	-	-
Toothpastes, denture cleaners, and mouthwashes.....	06			-	-	-	-	-	-	-	-
Creams, lotions, and oils, excluding shaving, hair, and deodorant.....	06		06/99	-	-	-	-	-	-	-	-
Other cosmetics and toilet preparations.....	06		06/99	-	-	-	-	-	-	-	-
Misc. chemical prod. and preparations.....	06	79		-	-	-	-	-	-	-	-
Explosives and blasting accessories.....	06	7902		285.727	289.361	292.330	292.076	294.302	1.0	-0.1	0.8
Industrial gases.....	06			-	-	-	-	-	-	-	-
Adhesives and sealants.....	06	7904	12/83	-	-	-	-	-	-	-	-
Surface active agents.....	06		12/83	-	-	-	-	-	-	-	-
Gum and wood chemicals, including wood distillation products.....	06		06/84	-	-	-	-	-	-	-	-
Other miscellaneous chemical products.....	06	7909		-	-	-	-	-	-	-	-
Rubber and rubber products.....	07	1		-	-	-	-	-	-	-	-
Synthetic rubber, inc. styrene-butadiene rubber (SBR) and ethylene propylene.....	07	11		-	-	-	-	-	-	-	-
Synthetic rubber.....	07	1102		-	-	-	-	-	-	-	-
Tires, tubes, tread, & repair materials.....	07	12		-	-	-	-	-	-	-	-
Tires.....	07			-	-	-	-	-	-	-	-
Tread rubber, tire sundries, and repair materials.....	07			-	-	-	-	-	-	-	-
Miscellaneous rubber products.....	07	13		-	-	-	-	-	-	-	-
Rubber and plastics footwear, including athletic footwear.....	07	1301		-	-	-	-	-	-	-	-
Rubber and plastic belts and belting.....	07	1303		353.546	353.583	353.532	353.271	353.859	0.0	-0.1	0.2
Rubber and plastics hose.....	07	1304		-	-	-	-	-	-	-	-
Miscellaneous rubber products, n.e.c.....	07	1306	06/83	-	-	-	-	-	-	-	-
Plastic products.....	07	2		-	-	-	-	-	-	-	-
Plastic construction products.....	07	21		-	-	-	-	-	-	-	-
Plastics construction products.....	07	2106		-	-	-	-	-	-	-	-
Unsupported plastic film, sheet and other shapes.....	07	22		-	-	-	-	-	-	-	-
Unsupported plastics film, sheet, and other shapes.....	07	2205	12/82	-	-	-	-	-	-	-	-
Laminated plastic sheets, rods, and tubes.....	07	23		-	-	-	-	-	-	-	-
Laminated plastics plates, sheet (except packaging), and shapes.....	07	2304		-	-	-	-	-	-	-	-
Parts for manufacturing from plastics.....	07			-	-	-	-	-	-	-	-
Parts for transportation equipment.....	07			-	-	-	-	-	-	-	-
Other parts and components for manufacturing.....	07			-	-	-	-	-	-	-	-
Foam components for furniture.....	07	2603	12/82	-	-	-	-	-	-	-	-
Other plastic products.....	07		12/82	-	-	-	-	-	-	-	-
Other plastics products.....	07		12/82	-	-	-	-	-	-	-	-
Plastic packaging products.....	07		12/06	-	-	-	-	-	-	-	-
Plastics packaging products.....	07		12/06	-	-	-	-	-	-	-	-
Consumer, institutional, and commercial products, n.e.c.....	07		12/06	-	-	-	-	-	-	-	-
All other consumer, institutional, and commercial products.....	07		12/06	-	-	-	-	-	-	-	-
Recyclable plastics.....	07	2C	12/11	-	-	-	-	-	-	-	-
Recyclable plastics.....	07	2C01	12/11	-	-	-	-	-	-	-	-

See footnotes at end of table.

Table 8. Producer price indexes and percentage changes for selected commodity and service groupings and individual items, seasonally adjusted — Continued
 [April 2024, Index base 1982=100, unless otherwise indicated]

Title	Commodity code		Other index base	Seasonally adjusted index ¹					Seasonally adjusted 1-month percent change ¹		
	Group code	Item code		Dec. 2023	Jan. 2024 ^P	Feb. 2024 ^P	Mar. 2024 ^P	Apr. 2024 ^P	Jan. to Feb. ^P	Feb. to Mar. ^P	Mar. to Apr. ^P
Lumber.....	08	1		248.410	246.093	241.503	242.774	253.326	-1.9	0.5	4.3
Softwood lumber.....	08	11		247.669	243.537	235.772	240.262	255.159	-3.2	1.9	6.2
Softwood cut stock and dimension.....	08	1105		240.341	233.677	221.324	223.930	222.854	-5.3	1.2	-0.5
Softwood lumber, not edge worked.....	08	1106	12/03	125.612	123.566	119.743	122.641	131.420	-3.1	2.4	7.2
Softwood lumber, made from purchased lumber.....	08	1107	12/03	262.634	259.436	252.846	246.441	250.213	-2.5	-2.5	1.5
Hardwood lumber.....	08	12		-	-	-	-	-	-	-	-
Hardwood cut stock and dimension.....	08	1203		-	-	-	-	-	-	-	-
Hardwood flooring.....			06/84	-	-	-	-	-	-	-	-
Hardwood lumber, not edge worked.....	08	1205	12/03	-	-	-	-	-	-	-	-
Millwork.....	08	2		352.879	352.367	356.459	354.210	355.009	1.2	-0.6	0.2
General millwork.....	08	21		333.809	333.553	338.569	337.001	337.719	1.5	-0.5	0.2
General millwork.....	08	2101		333.809	333.553	338.569	337.001	337.719	1.5	-0.5	0.2
Prefabricated structural members.....	08	22		-	-	-	-	-	-	-	-
Prefabricated structural members.....	08	2201		-	-	-	-	-	-	-	-
Plywood.....	08	3		-	-	-	-	-	-	-	-
Softwood veneer and plywood.....	08	31		-	-	-	-	-	-	-	-
Softwood veneer and plywood.....				-	-	-	-	-	-	-	-
Hardwood veneer and plywood.....			12/05	-	-	-	-	-	-	-	-
Hardwood veneer and plywood.....			12/05	-	-	-	-	-	-	-	-
Other wood products.....	08	4		213.222	210.799	210.251	210.568	210.559	-0.3	0.2	0.0
Wood pallets and pallet containers, wood and metal combination.....	08	41		-	-	-	-	-	-	-	-
Wood pallets and pallet containers.....	08	4101		-	-	-	-	-	-	-	-
Wood boxes.....	08	42		-	-	-	-	-	-	-	-
Wood boxes.....	08	4201		-	-	-	-	-	-	-	-
Miscellaneous wood products.....	08	49		155.624	153.725	154.552	155.515	156.309	0.5	0.6	0.5
Wood ties, siding, shingles, and shakes, and contract sawing of logs owned by others.....			12/03	-	-	-	-	-	-	-	-
Sawn wood fence stock, wood lath, and contract resawing and planing.....			12/03	-	-	-	-	-	-	-	-
All other miscellaneous wood products.....	08	4909	06/84	243.959	240.501	242.312	244.088	245.552	0.8	0.7	0.6
Logs, bolts, timber, pulpwood and wood chips.....	08	5		-	-	-	-	-	-	-	-
Logs, bolts, timber, pulpwood and wood chips.....	08	51		-	-	-	-	-	-	-	-
Logs, bolts, timber, pulpwood and wood chips.....	08	5105	12/11	-	-	-	-	-	-	-	-
Prefabricated wood buildings & components.....	08	6	12/84	386.610	382.747	381.939	381.783	381.882	-0.2	0.0	0.0
Prefabricated wood buildings & components.....	08	61	12/84	386.610	382.747	381.939	381.783	381.882	-0.2	0.0	0.0
Prefabricated wood buildings and components.....	08	6101	12/84	386.610	382.747	381.939	381.783	381.882	-0.2	0.0	0.0
Treated wood and contract wood preserving.....	08	7	06/85	-	-	-	-	-	-	-	-
Treated wood and contract wood preserving.....	08	71	06/85	-	-	-	-	-	-	-	-
Treated wood.....	08	7101	06/85	-	-	-	-	-	-	-	-
Contract wood preservation.....	08	7102	06/85	-	-	-	-	-	-	-	-
Pulp, paper, and prod., ex. bldg. paper.....	09	1		-	-	-	-	-	-	-	-
Wood pulp.....	09	11		-	-	-	-	-	-	-	-
Wood pulp.....	09	1105	06/06	-	-	-	-	-	-	-	-
Recyclable paper.....	09	12		-	-	-	-	-	-	-	-
News and other low grade recyclable paper.....	09	1201		-	-	-	-	-	-	-	-
Corrugated recyclable paper.....	09	1203		-	-	-	-	-	-	-	-
High grade recyclable paper (including pulp substitutes and deinking).....	09	1207	12/86	-	-	-	-	-	-	-	-
Paper.....	09	13		-	-	-	-	-	-	-	-
Writing and printing papers.....	09	1301		-	-	-	-	-	-	-	-
Newsprint.....				-	-	-	-	-	-	-	-
Packaging and industrial converting paper.....	09	1303		-	-	-	-	-	-	-	-
All other coated and processed papers.....			12/82	-	-	-	-	-	-	-	-
Paperboard.....	09	14		-	-	-	-	-	-	-	-
Corrugated paperboard in sheets and rolls, lined and unlined.....	09	1405		-	-	-	-	-	-	-	-
Paperboard, excluding corrugated paperboard in sheets and rolls.....	09	1411	12/82	-	-	-	-	-	-	-	-
Converted paper and paperboard products.....	09	15		-	-	-	-	-	-	-	-
Sanitary paper products, including stock.....	09	1501		-	-	-	-	-	-	-	-
Paper, plastic, and foil bags.....	09	1502		-	-	-	-	-	-	-	-
Paper boxes and containers.....	09	1503		-	-	-	-	-	-	-	-
Other corrugated and solid fiber products, including containers, pallets, pads, etc.....	09	1504		-	-	-	-	-	-	-	-
Office supplies and accessories.....	09	1506		-	-	-	-	-	-	-	-
Fiber cans, tubes, and similar fiber products.....	09	1507		-	-	-	-	-	-	-	-
Molded pulp goods, including egg cartons, florists pots, food trays, etc.....			06/85	-	-	-	-	-	-	-	-
Miscellaneous converted paper and paperboard products.....	09	1509	12/84	-	-	-	-	-	-	-	-
Pressure-sensitive products.....			12/82	-	-	-	-	-	-	-	-
Pressure-sensitive products.....			12/82	-	-	-	-	-	-	-	-

See footnotes at end of table.

Table 8. Producer price indexes and percentage changes for selected commodity and service groupings and individual items, seasonally adjusted — Continued
 [April 2024, Index base 1982=100, unless otherwise indicated]

Title	Commodity code		Other index base	Seasonally adjusted index ¹					Seasonally adjusted 1-month percent change ¹		
	Group code	Item code		Dec. 2023	Jan. 2024 ^P	Feb. 2024 ^P	Mar. 2024 ^P	Apr. 2024 ^P	Jan. to Feb. ^P	Feb. to Mar. ^P	Mar. to Apr. ^P
Building paper & building board mill prods.....	09	2		-	-	-	-	-	-	-	-
Hardboard, particleboard & fiberboard prods.....	09	22		-	-	-	-	-	-	-	-
Particleboard and fiberboard.....				-	-	-	-	-	-	-	-
Hardboard products.....			06/84	-	-	-	-	-	-	-	-
Publications, printed matter and printing material.....			06/09	-	-	-	-	-	-	-	-
Books printing.....	09	44	12/83	-	-	-	-	-	-	-	-
Books printing.....	09	4401	12/83	-	-	-	-	-	-	-	-
Manifold business forms printing.....			12/83	-	-	-	-	-	-	-	-
Manifold business forms printing.....			12/83	-	-	-	-	-	-	-	-
Commercial printing.....	09	47	06/82	-	-	-	-	-	-	-	-
Magazine and periodical printing.....	09	4701	06/82	-	-	-	-	-	-	-	-
Label and wrapper printing for packaging.....			06/82	-	-	-	-	-	-	-	-
Catalog and directory printing.....	09	4703	06/82	-	-	-	-	-	-	-	-
Advertising printing.....	09	4705	06/82	-	-	-	-	-	-	-	-
Other general job printing.....	09	4706	06/82	-	-	-	-	-	-	-	-
Other commercial printing, incl. screen, engraving, digital, & general job exc. labels/wrappers.....			12/88	-	-	-	-	-	-	-	-
Blankbooks, binders, and bookbinding work.....	09	48	06/85	-	-	-	-	-	-	-	-
Tradebinding and related work.....	09	4802	12/85	-	-	-	-	-	-	-	-
Services for the printing trade.....	09	49	06/85	-	-	-	-	-	-	-	-
Prepress services, including platemaking.....	09	4905	12/03	-	-	-	-	-	-	-	-
Iron and steel.....	10	1		328.379	339.158	352.480	318.301	309.972	3.9	-9.7	-2.6
Iron ores.....	10	11		-	-	-	-	-	-	-	-
Iron ores.....	10	1105	12/97	-	-	-	-	-	-	-	-
Iron and steel scrap.....	10	12		619.036	594.748	571.519	481.221	503.298	-3.9	-15.8	4.6
Carbon steel scrap.....	10	1211	12/86	578.391	557.974	536.750	444.299	470.064	-3.8	-17.2	5.8
Stainless and other alloy steel scrap.....	10	1212	12/86	-	-	-	-	-	-	-	-
Cast iron scrap.....	10	1213	12/86	297.863	288.758	259.085	235.631	255.241	-10.3	-9.1	8.3
Other ferrous scrap.....	10	1215	06/06	-	-	-	-	-	-	-	-
Foundry and forge shop products.....	10	15		-	-	-	-	-	-	-	-
Pressure and soil pipe and fittings, cast iron.....	10	1502		-	-	-	-	-	-	-	-
Other gray and ductile iron castings.....	10	1504		-	-	-	-	-	-	-	-
Standard and pearlitic malleable iron castings.....	10	1505		-	-	-	-	-	-	-	-
Steel investment castings.....	10	1506		-	-	-	-	-	-	-	-
Carbon steel castings, except investment.....	10	1507		-	-	-	-	-	-	-	-
High alloy steel castings, excluding investment.....	10	1508		-	-	-	-	-	-	-	-
Other alloy steel castings, except investment.....	10	1509		-	-	-	-	-	-	-	-
Other forge shop products.....	10	1513	06/82	-	-	-	-	-	-	-	-
Steel mill products.....	10	17		-	-	-	-	-	-	-	-
Semifinished steel mill products.....	10	1702	06/82	437.063	435.981	426.001	414.449	400.860	-2.3	-2.7	-3.3
Hot rolled steel bars, plates, and structural shapes.....	10	1704	06/82	290.948	286.605	292.268	291.317	284.188	2.0	-0.3	-2.4
Steel wire.....	10	1705	06/82	-	-	-	-	-	-	-	-
Steel pipe and tube.....	10	1706	06/82	-	-	-	-	-	-	-	-
Cold rolled steel sheet and strip.....	10	1707	06/82	-	-	-	-	-	-	-	-
Cold finished steel bars and bar shapes.....	10	1708	06/82	-	-	-	-	-	-	-	-
Electrometallurgical ferroalloy products.....	10	1712	12/17	126.560	116.385	113.101	103.991	101.296	-2.8	-8.1	-2.6
Nonferrous metals.....	10	2		323.191	321.482	320.932	326.124	334.257	-0.2	1.6	2.5
Nonferrous metal ores.....			12/83	-	-	-	-	-	-	-	-
Primary nonferrous metals.....	10	22		-	-	-	-	-	-	-	-
Primary nonferrous metals.....				-	-	-	-	-	-	-	-
Nonferrous scrap.....	10	23		444.053	434.730	430.148	446.735	463.252	-1.1	3.9	3.7
Copper base scrap.....	10	2301		-	-	-	-	-	-	-	-
Aluminum base scrap.....	10	2302		257.761	255.890	261.190	257.909	263.882	2.1	-1.3	2.3
Other nonferrous scrap (including lead, zinc and precious metals).....	10	2303		-	-	-	-	-	-	-	-
Secondary nonferrous metals.....	10	24		-	-	-	-	-	-	-	-
Secondary aluminum.....	10	2402		-	-	-	-	-	-	-	-
Secondary copper, alloyed and unalloyed.....	10	2403		-	-	-	-	-	-	-	-
Secondary precious metals.....				-	-	-	-	-	-	-	-
All other miscellaneous secondary nonferrous metals, including lead and zinc.....			06/11	-	-	-	-	-	-	-	-
Nonferrous mill shapes.....	10	25		-	-	-	-	-	-	-	-
Aluminum mill shapes.....				-	-	-	-	-	-	-	-
Copper and brass mill shapes.....	10	2502		-	-	-	-	-	-	-	-
Nickel and nickel-base alloy mill shapes.....	10	2504		-	-	-	-	-	-	-	-
Titanium and titanium-base alloy mill shapes.....				-	-	-	-	-	-	-	-
Other nonferrous mill shapes.....				-	-	-	-	-	-	-	-
Nonferrous wire and cable.....	10	26		-	-	-	-	-	-	-	-
Nonferrous wire and cable.....			12/82	-	-	-	-	-	-	-	-

See footnotes at end of table.

Table 8. Producer price indexes and percentage changes for selected commodity and service groupings and individual items, seasonally adjusted — Continued
 [April 2024, Index base 1982=100, unless otherwise indicated]

Title	Commodity code		Other index base	Seasonally adjusted index ¹					Seasonally adjusted 1-month percent change ¹		
	Group code	Item code		Dec. 2023	Jan. 2024 ^P	Feb. 2024 ^P	Mar. 2024 ^P	Apr. 2024 ^P	Jan. to Feb. ^P	Feb. to Mar. ^P	Mar. to Apr. ^P
Nonferrous forge shop products.....	10	27	12/83	221.529	222.146	223.322	225.369	224.701	0.5	0.9	-0.3
Nonferrous forge shop products.....	10	2701	12/83	221.529	222.146	223.322	225.369	224.701	0.5	0.9	-0.3
Nonferrous foundry shop products.....	10	28		280.045	280.247	282.647	283.314	282.938	0.9	0.2	-0.1
Aluminum castings.....	10	2802		232.496	232.169	234.450	235.672	234.445	1.0	0.5	-0.5
Castings, nonferrous (except aluminum).....			12/11	-	-	-	-	-	-	-	-
Metal containers.....	10	3		-	-	-	-	-	-	-	-
Metal cans and can components.....	10	31		-	-	-	-	-	-	-	-
Steel cans and tinware end products.....	10	3102		-	-	-	-	-	-	-	-
Aluminum cans and can components.....	10	3103		-	-	-	-	-	-	-	-
Barrels, drums, pails and other metal containers.....	10	32		-	-	-	-	-	-	-	-
Barrels, drums, pails and other metal containers.....	10	3201		-	-	-	-	-	-	-	-
Hardware.....	10	4		-	-	-	-	-	-	-	-
Hardware, n.e.c.....	10	41		-	-	-	-	-	-	-	-
Builders' hardware.....	10	4101		-	-	-	-	-	-	-	-
Transportation equipment hardware.....				-	-	-	-	-	-	-	-
Furniture hardware.....				-	-	-	-	-	-	-	-
Other miscellaneous hardware.....			06/85	-	-	-	-	-	-	-	-
Hand and edge tools.....	10	42		-	-	-	-	-	-	-	-
Hand and edge tools.....	10	4201		-	-	-	-	-	-	-	-
Plumbing fixtures and fittings.....	10	5		335.608	337.635	336.639	337.190	338.008	-0.3	0.2	0.2
Plumbing fixture fittings and trim.....	10	54		398.568	399.874	395.386	396.381	398.259	-1.1	0.3	0.5
Plumbing fixtures, fittings, and trim.....	10	5402		398.401	399.703	395.236	396.195	398.084	-1.1	0.2	0.5
Enameled iron & metal sanitary ware.....	10	56	12/86	-	-	-	-	-	-	-	-
Enameled iron and metal sanitary ware.....	10	5601	12/86	-	-	-	-	-	-	-	-
Heating equipment.....	10	6		-	-	-	-	-	-	-	-
Steam and hot water equipment.....	10	61		-	-	-	-	-	-	-	-
Steam and hot water equipment.....	10	6101		-	-	-	-	-	-	-	-
Furnaces and heaters, including parts.....	10	62		-	-	-	-	-	-	-	-
Furnaces and heaters, including parts.....	10	6201		-	-	-	-	-	-	-	-
Other heating equipment, non-electric, including parts.....	10	63		-	-	-	-	-	-	-	-
Other heating equipment, non-electric, including parts.....	10	6301		-	-	-	-	-	-	-	-
Domestic heating stoves.....	10	64		-	-	-	-	-	-	-	-
Domestic heating stoves.....	10	6401		-	-	-	-	-	-	-	-
Domestic water heaters.....	10	66		-	-	-	-	-	-	-	-
Domestic water heaters.....	10	6601		-	-	-	-	-	-	-	-
Fabricated structural metal products.....	10	7		372.280	375.220	373.278	370.133	370.282	-0.5	-0.8	0.0
Metal doors, sash, and trim.....	10	71		-	-	-	-	-	-	-	-
Metal doors and frames (except storm).....	10	7102	06/83	-	-	-	-	-	-	-	-
Metal windows (except storm sash).....			06/83	-	-	-	-	-	-	-	-
Metal molding and trim and store fronts.....			06/83	-	-	-	-	-	-	-	-
Metal combination screen, storm sash, and storm doors.....			06/83	-	-	-	-	-	-	-	-
Metal window and door screens (except combination screens) and metal weather strip.....			05/16	-	-	-	-	-	-	-	-
Metal tanks.....	10	72		-	-	-	-	-	-	-	-
Metal tanks.....	10	7201		-	-	-	-	-	-	-	-
Sheet metal products.....	10	73		-	-	-	-	-	-	-	-
Sheet metal products.....	10	7301		-	-	-	-	-	-	-	-
Structural, architectural, and pre-engineered metal products.....	10	74		370.010	374.298	369.520	363.950	364.973	-1.3	-1.5	0.3
Fabricated structural metal.....	10	7405		380.615	380.290	373.503	366.450	360.177	-1.8	-1.9	-1.7
Custom roll form products.....	10	7407		-	-	-	-	-	-	-	-
Ornamental and architectural metal work.....			12/83	-	-	-	-	-	-	-	-
Fabricated metal pipe, tube, and fittings.....			12/11	-	-	-	-	-	-	-	-
Heat exchangers and steam condensers.....	10	75		429.671	443.541	443.232	440.845	438.837	-0.1	-0.5	-0.5
Heat exchangers and steam condensers.....	10	7501		429.324	443.196	442.883	440.507	438.566	-0.1	-0.5	-0.4
Fabricated steel plate.....	10	76		-	-	-	-	-	-	-	-
Fabricated steel plate.....	10	7601		-	-	-	-	-	-	-	-
Prefabricated metal buildings.....	10	79		558.115	561.729	560.449	555.364	563.305	-0.2	-0.9	1.4
Prefabricated metal building systems (excl. farm service bldgs, residential bldgs, and parts).....	10	7901		593.025	596.761	596.477	589.799	585.339	0.0	-1.1	-0.8
Farm service buildings and other prefabricated and portable buildings, steel and aluminum.....	10	7902		-	-	-	-	-	-	-	-
Panels, parts, and sections for prefabricated buildings, steel and aluminum.....				-	-	-	-	-	-	-	-
Miscellaneous metal products.....	10	8		-	-	-	-	-	-	-	-
Bolts, nuts, screws, rivets, and washers.....	10	81		-	-	-	-	-	-	-	-
Externally threaded fasteners, except aircraft types.....			06/82	-	-	-	-	-	-	-	-
Internally threaded fasteners, except aircraft types.....			06/82	-	-	-	-	-	-	-	-

See footnotes at end of table.

Table 8. Producer price indexes and percentage changes for selected commodity and service groupings and individual items, seasonally adjusted — Continued
 [April 2024, Index base 1982=100, unless otherwise indicated]

Title	Commodity code		Other index base	Seasonally adjusted index ¹					Seasonally adjusted 1-month percent change ¹		
	Group code	Item code		Dec. 2023	Jan. 2024 ^P	Feb. 2024 ^P	Mar. 2024 ^P	Apr. 2024 ^P	Jan. to Feb. ^P	Feb. to Mar. ^P	Mar. to Apr. ^P
Nonthreaded metal fasteners, except aircraft types.....			06/82	-	-	-	-	-	-	-	-
Aircraft fasteners, except plastics (including aerospace).....			06/82	-	-	-	-	-	-	-	-
Formed products, except fasteners, made by cold-, warm-, or hot-heading processes.....			06/82	-	-	-	-	-	-	-	-
Lighting fixtures.....	10	83		-	-	-	-	-	-	-	-
Residential electric lighting fixtures, except portable.....				-	-	-	-	-	-	-	-
Commercial, institutional and industrial electric lighting fixtures.....	10	8303		-	-	-	-	-	-	-	-
Other lighting equipment.....	10	8305		-	-	-	-	-	-	-	-
Ammunition, except for small arms.....			12/85	-	-	-	-	-	-	-	-
Ammunition, except for small arms.....			12/85	-	-	-	-	-	-	-	-
Ordnance and ordnance accessories, n.e.c.....			12/85	-	-	-	-	-	-	-	-
Ordnance and ordnance accessories, n.e.c.....			12/85	-	-	-	-	-	-	-	-
Fabricated ferrous wire products.....	10	88	06/82	332.450	333.280	333.235	332.214	330.981	0.0	-0.3	-0.4
Ferrous wire rope, cable, forms and strand.....			06/82	-	-	-	-	-	-	-	-
Ferrous wire cloth, other woven wire products.....	10	8807	06/82	-	-	-	-	-	-	-	-
Other fabricated ferrous wire products.....	10	8809	06/82	333.332	333.431	334.541	329.805	329.767	0.3	-1.4	0.0
Steel nails, staples, tacks, spikes and brads.....			06/09	-	-	-	-	-	-	-	-
Other miscellaneous metal products.....	10	89		-	-	-	-	-	-	-	-
Wire springs.....				-	-	-	-	-	-	-	-
Other metal products.....	10	8905		-	-	-	-	-	-	-	-
Metal stampings n.e.c.....			06/84	-	-	-	-	-	-	-	-
Metal foil and leaf.....			12/84	-	-	-	-	-	-	-	-
Heavy gauge springs.....	10	8909	06/04	-	-	-	-	-	-	-	-
Agricultural machinery and equipment.....	11	1		-	-	-	-	-	-	-	-
Agricultural machinery and equipment.....	11	14	12/02	-	-	-	-	-	-	-	-
Commercial turf and grounds care equipment, including parts and attachments.....	11	1401	12/02	-	-	-	-	-	-	-	-
Farm plows, harrows, rollers, pulverizers, etc., and attachments.....			12/02	-	-	-	-	-	-	-	-
Farm dairy equipment, sprayers and dusters, farm blowers, and attachments.....			12/02	-	-	-	-	-	-	-	-
Planting, seeding, and fertilizing machinery and attachments.....	11	1405	12/02	-	-	-	-	-	-	-	-
Harvesting machinery (except hay and straw) and attachments.....	11	1406	12/82	-	-	-	-	-	-	-	-
Haying machinery and attachments.....	11	1407	12/82	-	-	-	-	-	-	-	-
All other farm machinery and equipment, excluding parts, including attachments.....			12/02	-	-	-	-	-	-	-	-
Parts for farm machinery, for sale separately.....			12/02	-	-	-	-	-	-	-	-
Construction machinery and equipment.....	11	2		-	-	-	-	-	-	-	-
Tractors and attachments, ex. parts.....			12/99	-	-	-	-	-	-	-	-
Construction machinery for mounting (excluding parts, winches, snow clearing attachments).....			12/99	-	-	-	-	-	-	-	-
Tractor shovel loaders (skid steer, wheel, crawler, and integral design backhoes).....	11	2A04		-	-	-	-	-	-	-	-
Construction wheel and crawler tractors, dozers, self-propelled log skidders, etc.....			12/03	-	-	-	-	-	-	-	-
Power cranes, draglines, & shovels (excavators) (incl. surface mining equipment) (excl. parts).....	11	2B	12/99	-	-	-	-	-	-	-	-
Power cranes, draglines, & shovels (excavators) (incl. surface mining equip.) (excluding parts).....	11	2B05	12/99	-	-	-	-	-	-	-	-
Mixers, pavers, and related equipment (excluding parts).....	11	2C		-	-	-	-	-	-	-	-
Mixers, pavers, and related equipment (excluding parts).....	11	2C01		-	-	-	-	-	-	-	-
Off-highway, equipment, ex. parts.....			12/99	-	-	-	-	-	-	-	-
Graders, rollers & compactors, rough-terrain forklifts, scrapers, trenchers, etc. (excl. parts).....			12/03	-	-	-	-	-	-	-	-
Misc. construction machinery and equipment.....	11	2J	12/05	-	-	-	-	-	-	-	-
Winches, aerial work platforms, and automotive wrecker hoists, including parts and attachments.....			12/05	-	-	-	-	-	-	-	-
Other construction machinery and equipment (excluding parts).....	11	2J03	12/03	-	-	-	-	-	-	-	-
Parts for construction machinery and equipment, sold separately.....			12/99	-	-	-	-	-	-	-	-
Parts for construction machinery and equipment, sold separately.....			12/99	-	-	-	-	-	-	-	-
Metalworking machinery and equipment.....	11	3		244.700	246.711	247.344	248.069	248.837	0.3	0.3	0.3
Power-driven handtools, including parts and attachments.....	11	32		-	-	-	-	-	-	-	-
Power-driven handtools, including parts and attachments.....	11	3211	12/04	-	-	-	-	-	-	-	-
Welding machines and equipment.....	11	33		-	-	-	-	-	-	-	-
Arc welding machines, components, and accessories, excluding electrodes and stud welding equip.....	11	3301		-	-	-	-	-	-	-	-
Resistance welders, components, accessories, and electrodes.....				-	-	-	-	-	-	-	-
Gas welding and cutting equipment, parts, attachments, and accessories.....	11	3304		-	-	-	-	-	-	-	-
Other welding equipment, components, and accessories (excluding arc, resistance, and gas).....			12/00	-	-	-	-	-	-	-	-
Industrial process furnaces and ovens.....	11	34		-	-	-	-	-	-	-	-
Industrial process furnaces and ovens, except parts and attachments.....	11	3407	12/04	-	-	-	-	-	-	-	-

See footnotes at end of table.

Table 8. Producer price indexes and percentage changes for selected commodity and service groupings and individual items, seasonally adjusted — Continued
 [April 2024, Index base 1982=100, unless otherwise indicated]

Title	Commodity code		Other index base	Seasonally adjusted index ¹					Seasonally adjusted 1-month percent change ¹		
	Group code	Item code		Dec. 2023	Jan. 2024 ^P	Feb. 2024 ^P	Mar. 2024 ^P	Apr. 2024 ^P	Jan. to Feb. ^P	Feb. to Mar. ^P	Mar. to Apr. ^P
Parts and attachments for industrial process furnaces and ovens.	11	35	06/11	-	-	-	-	-	-	-	-
Cutting tools and accessories.	11	3501		-	-	-	-	-	-	-	-
Small cutting tools.	11	3501		-	-	-	-	-	-	-	-
Other machine tool attachments and accessories.	11	3505	06/83	-	-	-	-	-	-	-	-
Abrasive products.	11	36		-	-	-	-	-	-	-	-
Nonmetallic sized grains, powders, and flour abrasives (incl. graded only). ...	11	3603		-	-	-	-	-	-	-	-
Nonmetallic abrasive products (including diamond abrasives).	11	3603		-	-	-	-	-	-	-	-
Nonmetallic coated abrasive products and buffing wheels, polishing wheels, and laps.	11	3605		-	-	-	-	-	-	-	-
Metal cutting machine tools.	11	37		-	-	-	-	-	-	-	-
Other metal-cutting machine tools.			12/09	-	-	-	-	-	-	-	-
Metal machining centers.			12/09	-	-	-	-	-	-	-	-
Rebuilt metal-cutting machine tools and parts for metal-cutting machine tools.			12/02	-	-	-	-	-	-	-	-
Metal forming machine tools.	11	38		294.512	295.697	298.359	300.157	301.963	0.9	0.6	0.6
Metal-forming machine tools (except rebuilt and parts).	11	3826	12/09	151.754	152.761	154.725	155.868	157.080	1.3	0.7	0.8
Rebuilt metal-forming machine tools and parts for metal-forming machine tools.			12/02	-	-	-	-	-	-	-	-
Tools, dies, jigs, fixtures & ind. molds.				-	-	-	-	-	-	-	-
Special tools, dies, jigs, and fixtures.				-	-	-	-	-	-	-	-
Industrial molds and mold boxes.				-	-	-	-	-	-	-	-
Metalworking machinery n. e. c.			06/83	-	-	-	-	-	-	-	-
Rolling mill and other metalworking machinery, including assembly machines.			09/23	-	-	-	-	-	-	-	-
General purpose machinery and equipment.	11	4		334.683	333.725	335.954	336.664	338.275	0.7	0.2	0.5
Pumps, compressors, and equipment.	11	41		-	-	-	-	-	-	-	-
Industrial pumps, except hydraulic fluid power pumps.	11	4102		380.294	379.595	381.437	388.373	388.167	0.5	1.8	-0.1
Parts and attachments for air and gas compressors and vacuum pumps.	11	4107	06/84	-	-	-	-	-	-	-	-
Domestic water systems.	11	4113	12/03	-	-	-	-	-	-	-	-
Air and gas compressors and vacuum pumps.	11	4115	06/05	-	-	-	-	-	-	-	-
Other pumps, including parts and attachments.	11	4119	12/83	-	-	-	-	-	-	-	-
Elevators, escalators, and other lifts.	11	42		-	-	-	-	-	-	-	-
Elevators and moving stairways.				-	-	-	-	-	-	-	-
Parts and attachments for elevators and moving stairs (sold separately). ...	11	4202		-	-	-	-	-	-	-	-
Fluid power equipment.	11	43		-	-	-	-	-	-	-	-
Fluid power pumps and parts.	11	4301		-	-	-	-	-	-	-	-
Fluid power valves.	11	4302		-	-	-	-	-	-	-	-
Fluid power cylinders, actuators, accumulators, cushions, & parts.	11	4303		-	-	-	-	-	-	-	-
Fluid power hose and tube fittings.				-	-	-	-	-	-	-	-
Parts for fluid power valves.	11	4305	06/91	-	-	-	-	-	-	-	-
Industrial material handling equipment.	11	44		-	-	-	-	-	-	-	-
Conveying equipment, except parts and accessories.	11	4402		-	-	-	-	-	-	-	-
Industrial trucks, trailers, and stackers.	11	4403		-	-	-	-	-	-	-	-
Hoists, overhead cranes, and monorail systems.	11	4404		-	-	-	-	-	-	-	-
Parts and accessories for conveyors and conveying systems.			09/18	-	-	-	-	-	-	-	-
Mechanical power transmission equipment.	11	45		-	-	-	-	-	-	-	-
Speed changers, drives, gears.	11	4501		-	-	-	-	-	-	-	-
Other power transmission equipment.	11	4502	12/84	-	-	-	-	-	-	-	-
Scales and balances.	11	46		-	-	-	-	-	-	-	-
Vehicle and industrial scales.	11	4611	12/91	-	-	-	-	-	-	-	-
Retail, commercial, household, and mailing scales and balances.	11	4612	12/91	-	-	-	-	-	-	-	-
Parts, attachments, and accessories for scales and balances.	11	4613	12/91	-	-	-	-	-	-	-	-
Air purification equipment and industrial and commercial fans and blowers. ...	11	47		-	-	-	-	-	-	-	-
Fan, blower, air purification equipment.	11	4701		-	-	-	-	-	-	-	-
Air conditioning and refrigeration equip.	11	48		296.608	292.886	296.489	294.423	296.722	1.2	-0.7	0.8
Unitary air-conditioners, except air source heat pumps.				-	-	-	-	-	-	-	-
Commercial refrigeration equipment.	11	4803		-	-	-	-	-	-	-	-
All other miscellaneous refrigeration and air-conditioning equipment.	11	4806		-	-	-	-	-	-	-	-
Heat transfer equipment, including heat pumps.	11	4807	12/11	173.260	171.965	173.933	172.767	173.709	1.1	-0.7	0.5
Parts and accessories for air conditioning and heat transfer equipment. ...	11	4809	12/89	-	-	-	-	-	-	-	-
Refrigeration condensing units.			01/19	-	-	-	-	-	-	-	-
Miscellaneous general purpose equipment.	11	49		370.079	368.190	370.619	371.420	372.252	0.7	0.2	0.2
Metal valves, except fluid power.	11	4902	12/82	444.836	437.882	439.663	440.097	441.345	0.4	0.1	0.3
Metal pipe fittings, flanges, and unions.			12/82	-	-	-	-	-	-	-	-
Ball and roller bearings.	11	4905		-	-	-	-	-	-	-	-
Industrial patterns.	11	4907	12/84	-	-	-	-	-	-	-	-
Filters and strainers.	11	4908	12/84	-	-	-	-	-	-	-	-
Other miscellaneous general purpose equipment.	11	4911	12/84	261.636	261.784	263.894	263.979	265.427	0.8	0.0	0.5
Electronic computers and computer equipment.			02/23	-	-	-	-	-	-	-	-

See footnotes at end of table.

Table 8. Producer price indexes and percentage changes for selected commodity and service groupings and individual items, seasonally adjusted — Continued
 [April 2024, Index base 1982=100, unless otherwise indicated]

Title	Commodity code		Other index base	Seasonally adjusted index ¹					Seasonally adjusted 1-month percent change ¹		
	Group code	Item code		Dec. 2023	Jan. 2024 ^P	Feb. 2024 ^P	Mar. 2024 ^P	Apr. 2024 ^P	Jan. to Feb. ^P	Feb. to Mar. ^P	Mar. to Apr. ^P
Electronic computers.....			02/23	-	-	-	-	-	-	-	-
Electronic computers.....			02/23	-	-	-	-	-	-	-	-
Computer storage devices.....			12/04	-	-	-	-	-	-	-	-
Computer storage devices (except parts, attachments and accessories).....			12/04	-	-	-	-	-	-	-	-
Computer peripheral equipment and parts.....			12/98	-	-	-	-	-	-	-	-
Parts, attachments, and accessories for computer terminals and peripherals.....			12/98	-	-	-	-	-	-	-	-
Computer terminals (including POS and funds-transfer devices) and other computer peripherals.....			06/99	-	-	-	-	-	-	-	-
Special industry machinery and equipment.....	11	6		279.411	281.931	282.721	283.013	283.500	0.3	0.1	0.2
Food products machinery.....	11	61		-	-	-	-	-	-	-	-
Dairy and milk products plant machinery and equipment.....				-	-	-	-	-	-	-	-
Commercial food products machinery (except packaging and cooking equipment).....	11	6104		-	-	-	-	-	-	-	-
Industrial food products machinery for processing foods, beverages, & animal & fowl feed.....	11	6105	12/83	-	-	-	-	-	-	-	-
Textile machinery and equipment.....	11	62		-	-	-	-	-	-	-	-
Textile machinery (except parts, attachments, and accessories).....	11	6212	06/86	-	-	-	-	-	-	-	-
Textile machinery parts and attachments.....				-	-	-	-	-	-	-	-
Sawmill and woodworking machinery.....	11	63		-	-	-	-	-	-	-	-
Sawmill and woodworking machinery.....			12/04	-	-	-	-	-	-	-	-
Paper industries machinery.....	11	64	06/82	-	-	-	-	-	-	-	-
Paper industries machinery.....	11	6401	06/82	-	-	-	-	-	-	-	-
Printing trades machinery and equipment.....				-	-	-	-	-	-	-	-
Other printing machinery and equipment.....			12/82	-	-	-	-	-	-	-	-
Other special industry machinery.....	11	66		258.690	261.283	262.087	262.194	262.514	0.3	0.0	0.1
Plastics and rubber working machinery.....				-	-	-	-	-	-	-	-
Miscellaneous special industry machinery.....	11	6606		252.847	255.460	256.373	256.495	256.858	0.4	0.0	0.1
Packing, packaging, and bottling machinery and parts.....	11	67		-	-	-	-	-	-	-	-
Packing, packaging, and bottling machinery and parts.....			06/06	-	-	-	-	-	-	-	-
Service industry machinery and parts.....	11	68	06/82	-	-	-	-	-	-	-	-
Service industry machinery and parts.....	11	6801	06/82	-	-	-	-	-	-	-	-
Electrical machinery and equipment.....	11	7		135.065	136.224	136.628	136.939	137.077	0.3	0.2	0.1
Wiring devices.....	11	71		-	-	-	-	-	-	-	-
Current-carrying wiring devices.....	11	7101		-	-	-	-	-	-	-	-
Noncurrent-carrying wiring devices.....				-	-	-	-	-	-	-	-
Integrating and measuring instruments.....	11	72		-	-	-	-	-	-	-	-
Test equipment for electrical, radio, & communication circuits & motors.....			12/83	-	-	-	-	-	-	-	-
Motors, generators, motor generator sets.....	11	73		-	-	-	-	-	-	-	-
Fractional horsepower motors and generators.....	11	7303	06/83	-	-	-	-	-	-	-	-
Integral horsepower motors and generators (excluding land transportation types).....	11	7304	06/83	-	-	-	-	-	-	-	-
Parts and supplies for motors and generators.....			06/83	-	-	-	-	-	-	-	-
Other motors and generators.....	11	7311	06/06	-	-	-	-	-	-	-	-
Transformers and power regulators.....	11	74		-	-	-	-	-	-	-	-
Power and distribution transformers, except parts.....			12/99	-	-	-	-	-	-	-	-
Other transformers and parts for transformers.....			12/99	-	-	-	-	-	-	-	-
Switchgear, switchboard, industrial controls equipment.....	11	75		-	-	-	-	-	-	-	-
Industrial controls and related parts and accessories.....	11	7507		-	-	-	-	-	-	-	-
Switchgear and switchboard apparatus.....			06/05	-	-	-	-	-	-	-	-
Communications and related equipment and miscellaneous electronic systems & equipment.....	11	76	12/85	132.389	135.133	135.823	136.451	136.151	0.5	0.5	-0.2
Telephone and wireline data networking equipment.....	11	7601	12/85	-	-	-	-	-	-	-	-
Other communications and related equipment, including broadcast and wireless.....	11	7603	06/13	-	-	-	-	-	-	-	-
Electronic systems and equipment, n.e.c.....			12/03	-	-	-	-	-	-	-	-
Search, detection, navigation & guidance systems and equipment.....	11	7606	06/04	163.122	168.851	169.566	170.882	170.617	0.4	0.8	-0.2
Electric lamp bulbs, tubes, and components.....	11	77		-	-	-	-	-	-	-	-
Electric lamp bulbs, tubes, and components.....			12/04	-	-	-	-	-	-	-	-
Electronic components and accessories.....	11	78		68.258	68.652	68.664	68.617	68.889	0.0	-0.1	0.4
Relays for electronic circuitry, industrial control overload, and switchgear type.....	11	7821		-	-	-	-	-	-	-	-
Switches, mechanical, for electronic circuitry.....	11	7822	06/82	-	-	-	-	-	-	-	-
Connectors for electronic circuitry.....	11	7824		258.354	259.102	259.935	260.265	258.559	0.3	0.1	-0.7
Filters, crystals, and transducers.....			06/82	-	-	-	-	-	-	-	-
Integrated microcircuits.....			06/05	-	-	-	-	-	-	-	-
Other semiconductor and related devices.....	11	7847	06/05	79.253	79.744	79.685	79.578	80.848	-0.1	-0.1	1.6
Bare printed circuit boards.....			12/00	-	-	-	-	-	-	-	-
Electronic coils, transformers, and other inductors.....	11	7853	06/82	-	-	-	-	-	-	-	-
Capacitors and resistors for electronic circuitry.....			12/22	-	-	-	-	-	-	-	-

See footnotes at end of table.

Table 8. Producer price indexes and percentage changes for selected commodity and service groupings and individual items, seasonally adjusted — Continued
 [April 2024, Index base 1982=100, unless otherwise indicated]

Title	Commodity code		Other index base	Seasonally adjusted index ¹					Seasonally adjusted 1-month percent change ¹		
	Group code	Item code		Dec. 2023	Jan. 2024 ^P	Feb. 2024 ^P	Mar. 2024 ^P	Apr. 2024 ^P	Jan. to Feb. ^P	Feb. to Mar. ^P	Mar. to Apr. ^P
Microwave components, electron tubes, and other electronic components, n.e.c.			06/00	-	-	-	-	-	-	-	-
Printed circuit assemblies, loaded boards, modules and consumer external modems.	11	7861	06/82	-	-	-	-	-	-	-	-
Miscellaneous electrical machinery and equipment.				-	-	-	-	-	-	-	-
Storage batteries.				-	-	-	-	-	-	-	-
Primary batteries.				-	-	-	-	-	-	-	-
Carbon and graphite products.	11	7903		-	-	-	-	-	-	-	-
X-ray and electromedical equipment.	11	7905		-	-	-	-	-	-	-	-
Miscellaneous electrical industrial apparatus.			12/85	-	-	-	-	-	-	-	-
All other electrical equipment and components, except industrial.			12/06	-	-	-	-	-	-	-	-
Miscellaneous instruments.	11	8		250.189	250.279	251.466	252.640	254.117	0.5	0.5	0.6
Automatic environmental controls for monitoring residential, commercial, and appliance use.	11	81		-	-	-	-	-	-	-	-
Automatic environmental controls for monitoring residential, commercial, and appliance use.	11	8105	12/03	-	-	-	-	-	-	-	-
Industrial process control instruments.	11	82	06/83	292.093	296.370	297.175	298.625	300.076	0.3	0.5	0.5
Industrial process control instruments.	11	8201	06/83	292.093	296.370	297.175	298.625	300.076	0.3	0.5	0.5
Fluid meters and counting devices.	11	84	12/85	-	-	-	-	-	-	-	-
Fluid meters and counting devices.	11	8401	12/85	-	-	-	-	-	-	-	-
Engineering and scientific instruments.	11	85	12/85	288.460	283.423	284.776	286.518	293.284	0.5	0.6	2.4
Aeronautical, nautical, and navigational instruments.	11	8501	12/85	324.877	317.526	319.977	321.498	328.133	0.8	0.5	2.1
Hospital beds and specialized hospital furniture.			12/11	-	-	-	-	-	-	-	-
Measuring instruments and lenses.	11	86	12/85	173.545	173.225	173.834	174.335	174.636	0.4	0.3	0.2
Sighting, tracking, and fire-control equipment, optical type.	11	8601	12/85	-	-	-	-	-	-	-	-
All other miscellaneous optical instruments and lenses.	11	8602	12/85	-	-	-	-	-	-	-	-
Laboratory analytical instruments.	11	8603	12/85	185.512	184.778	186.000	186.702	186.529	0.7	0.4	-0.1
Measuring & controlling devices, n.e.c.	11	89	06/85	-	-	-	-	-	-	-	-
Aircraft engine instruments.			06/85	-	-	-	-	-	-	-	-
Nuclear radiation detection & monitoring instruments.	11	8904	06/85	-	-	-	-	-	-	-	-
Physical properties and kinematic testing equipment.			06/04	-	-	-	-	-	-	-	-
Commercial, geophysical, meteorological, surveying, drafting & general-purpose instruments.			06/04	-	-	-	-	-	-	-	-
Miscellaneous machinery.	11	9		-	-	-	-	-	-	-	-
Oil field and gas field machinery.	11	91		-	-	-	-	-	-	-	-
Oil and gas field drilling, surveying, and cementing machinery (except parts sold separately).	11	9102		-	-	-	-	-	-	-	-
Oil field and gas field production machinery (except pumps and parts sold separately).				-	-	-	-	-	-	-	-
Parts and attachments for oil and gas field machinery and equipment.			12/10	-	-	-	-	-	-	-	-
Mining machinery and equipment.	11	92		-	-	-	-	-	-	-	-
Mining machinery and equipment (except parts sold separately).			09/19	-	-	-	-	-	-	-	-
Parts and attachments for mining machinery and equipment (sold separately).	11	9253		-	-	-	-	-	-	-	-
Internal combustion engines.	11	94		-	-	-	-	-	-	-	-
Diesel, semidiesel, and dual-fuel engines (except automotive).	11	9407	12/82	-	-	-	-	-	-	-	-
Diesel, semidiesel, and dual-fuel engines for automobiles, trucks, and buses.	11	9408	12/82	-	-	-	-	-	-	-	-
Parts & accessories for internal combustion engines, ex. aircraft & gasoline automotive engines.	11	9413		249.650	247.031	247.996	249.066	252.159	0.4	0.4	1.2
Machine shop products.	11	95		-	-	-	-	-	-	-	-
Machine shop products.			06/84	-	-	-	-	-	-	-	-
Turbines and turbine generator sets.			06/87	-	-	-	-	-	-	-	-
Turbines and turbine generator sets (excluding parts).			06/87	-	-	-	-	-	-	-	-
Parts & accessories for turbines, turbine generators, and turbine generator sets.			09/15	-	-	-	-	-	-	-	-
Parts & accessories for turbines, turbine generators, and turbine generator sets.			09/15	-	-	-	-	-	-	-	-
Household furniture.	12	1		-	-	-	-	-	-	-	-
Metal household furniture.	12	11		-	-	-	-	-	-	-	-
Metal household furniture.				-	-	-	-	-	-	-	-
Wood household furniture (nonupholstered).	12	12		-	-	-	-	-	-	-	-
Wood household furniture (nonupholstered).			12/22	-	-	-	-	-	-	-	-
Upholstered household furniture.	12	13		-	-	-	-	-	-	-	-
Upholstered household furniture.	12	1301		-	-	-	-	-	-	-	-
Bedding.	12	14		-	-	-	-	-	-	-	-
Bedding.				-	-	-	-	-	-	-	-
Metal porch, lawn, outdoor & casual furniture.	12	15		-	-	-	-	-	-	-	-
Porch and lawn furniture.	12	1501		-	-	-	-	-	-	-	-
Nonupholstered household furniture, except wood and metal.			12/85	-	-	-	-	-	-	-	-

See footnotes at end of table.

Table 8. Producer price indexes and percentage changes for selected commodity and service groupings and individual items, seasonally adjusted — Continued
 [April 2024, Index base 1982=100, unless otherwise indicated]

Title	Commodity code		Other index base	Seasonally adjusted index ¹					Seasonally adjusted 1-month percent change ¹		
	Group code	Item code		Dec. 2023	Jan. 2024 ^P	Feb. 2024 ^P	Mar. 2024 ^P	Apr. 2024 ^P	Jan. to Feb. ^P	Feb. to Mar. ^P	Mar. to Apr. ^P
Nonupholstered household furniture, except wood and metal.			12/85	-	-	-	-	-	-	-	-
Commercial furniture.	12	2		-	-	-	-	-	-	-	-
Wood office furniture and store fixtures.	12	21		-	-	-	-	-	-	-	-
Wood office furniture and store fixtures.				-	-	-	-	-	-	-	-
Nonwood furniture and store fixtures.	12	22		-	-	-	-	-	-	-	-
Nonwood commercial storage units, files, and tables.				-	-	-	-	-	-	-	-
Nonwood commercial furniture.				-	-	-	-	-	-	-	-
Nonwood partitions and fixtures.			12/83	-	-	-	-	-	-	-	-
Public building furniture.			12/84	-	-	-	-	-	-	-	-
Public building furniture.			12/84	-	-	-	-	-	-	-	-
Commercial furniture and fixtures, n.e.c.	12	24	12/85	-	-	-	-	-	-	-	-
Commercial furniture and fixtures, n.e.c.	12	2401	12/85	-	-	-	-	-	-	-	-
Floor coverings.	12	3		-	-	-	-	-	-	-	-
Carpets and rugs.	12	31		-	-	-	-	-	-	-	-
Carpet and rugs.				-	-	-	-	-	-	-	-
Resilient floor coverings.	12	32		-	-	-	-	-	-	-	-
Resilient floor coverings.	12	3201		-	-	-	-	-	-	-	-
Household appliances.	12	4		-	-	-	-	-	-	-	-
Major appliances.	12	41		-	-	-	-	-	-	-	-
Household cooking appliances.				-	-	-	-	-	-	-	-
Household refrigeration equipment.				-	-	-	-	-	-	-	-
Other major household appliances including room air-conditioners.	12	4104		-	-	-	-	-	-	-	-
Household vacuum cleaners, including parts and attachments.	12	43		-	-	-	-	-	-	-	-
Household vacuum cleaners and other floor care machines (including parts and attachments).	12	4301		-	-	-	-	-	-	-	-
Electric housewares and fans.	12	44		-	-	-	-	-	-	-	-
Parts and attachments for small electric household appliances, including fan parts.			12/82	-	-	-	-	-	-	-	-
Small electric household appliances, including fans.			05/21	-	-	-	-	-	-	-	-
Portable residential lighting fixtures, including parts and accessories.	12	45		-	-	-	-	-	-	-	-
Portable residential lighting fixtures, including parts and accessories.				-	-	-	-	-	-	-	-
Home electronic equipment.	12	5		-	-	-	-	-	-	-	-
Speakers and commercial sound equipment.	12	57	12/03	-	-	-	-	-	-	-	-
Speakers and commercial sound equipment.	12	5707	12/03	-	-	-	-	-	-	-	-
Other home electronic equipment.			06/04	-	-	-	-	-	-	-	-
Other home electronic equipment, including television receivers and automotive A/V equipment.			01/17	-	-	-	-	-	-	-	-
Other household durable goods.	12	6		-	-	-	-	-	-	-	-
Vitreous china, fine earthenware, and other pottery products.	12	61		-	-	-	-	-	-	-	-
Vitreous china, porcelain, and earthenware table and kitchenware and other pottery products.	12	6101		-	-	-	-	-	-	-	-
Mirrors (decorated and undecorated).				-	-	-	-	-	-	-	-
Mirrors (decorated and undecorated), made from purchased glass.				-	-	-	-	-	-	-	-
Lawn/garden equipment.	12	66		-	-	-	-	-	-	-	-
Parts and attachments for consumer lawn, garden, and snow equipment.			12/82	-	-	-	-	-	-	-	-
Consumer lawn, garden, and snow equipment.			05/18	-	-	-	-	-	-	-	-
Cutlery, flatware (except precious), razors and razor blades.	12	67		-	-	-	-	-	-	-	-
Cutlery, flatware (except precious), razors and razor blades.	12	6701		-	-	-	-	-	-	-	-
Metal kitchen utensil, pots, and pans.				-	-	-	-	-	-	-	-
Metal kitchen utensil, pots, and pans.				-	-	-	-	-	-	-	-
Window shades, blinds, and accessories.	12	69	06/84	-	-	-	-	-	-	-	-
Window shades, blinds, and accessories.	12	6901	06/84	-	-	-	-	-	-	-	-
Glass.				-	-	-	-	-	-	-	-
Flat glass.	13	11		-	-	-	-	-	-	-	-
Specialty glass.	13	1107		-	-	-	-	-	-	-	-
Flat glass (float, sheet, and plate process).			12/22	-	-	-	-	-	-	-	-
Other finished glassware.	13	13	06/83	-	-	-	-	-	-	-	-
Pressed and blown glassware.	13	1301	06/83	-	-	-	-	-	-	-	-
Concrete ingredients and related products.	13	2		415.744	423.739	423.745	426.249	427.855	0.0	0.6	0.4
Construction sand, gravel, and crushed stone.	13	21		469.503	481.432	480.961	482.353	485.491	-0.1	0.3	0.7
Construction sand, gravel and crushed stone.	13	2101		469.503	481.432	480.961	482.353	485.491	-0.1	0.3	0.7
Cement, hydraulic.	13	22		344.583	345.694	346.612	351.414	350.230	0.3	1.4	-0.3
Cement, hydraulic.	13	2201		344.583	345.694	346.612	351.414	350.230	0.3	1.4	-0.3
Concrete products.	13	3		375.269	378.625	381.687	385.118	384.171	0.8	0.9	-0.2
Concrete block and brick.	13	31		376.538	373.769	373.518	375.932	375.367	-0.1	0.6	-0.2
Structural concrete block.	13	3111		-	-	-	-	-	-	-	-

See footnotes at end of table.

Table 8. Producer price indexes and percentage changes for selected commodity and service groupings and individual items, seasonally adjusted — Continued
 [April 2024, Index base 1982=100, unless otherwise indicated]

Title	Commodity code		Other index base	Seasonally adjusted index ¹					Seasonally adjusted 1-month percent change ¹		
	Group code	Item code		Dec. 2023	Jan. 2024 ^P	Feb. 2024 ^P	Mar. 2024 ^P	Apr. 2024 ^P	Jan. to Feb. ^P	Feb. to Mar. ^P	Mar. to Apr. ^P
Decorative concrete block.....	13	3121		327.119	329.707	330.152	330.140	329.892	0.1	0.0	-0.1
Concrete brick.....				-	-	-	-	-	-	-	-
Concrete pavers.....	13	3141		313.268	309.375	313.691	315.715	313.737	1.4	0.6	-0.6
Concrete pipe.....				-	-	-	-	-	-	-	-
Concrete pipe.....				-	-	-	-	-	-	-	-
Ready-mix concrete.....	13	33		370.453	375.998	379.815	385.192	384.146	1.0	1.4	-0.3
Ready-mix concrete.....	13	3301		370.453	375.998	379.815	385.192	384.146	1.0	1.4	-0.3
Precast concrete products.....	13	34		391.602	391.341	394.671	394.203	393.125	0.9	-0.1	-0.3
Precast concrete products.....	13	3401		391.602	391.341	394.671	394.203	393.125	0.9	-0.1	-0.3
Prestressed concrete products.....				-	-	-	-	-	-	-	-
Prestressed concrete products.....				-	-	-	-	-	-	-	-
Clay construction products ex. refractories.....	13	4		-	-	-	-	-	-	-	-
Brick and structural clay tile.....	13	42	12/84	-	-	-	-	-	-	-	-
Building or common brick.....	13	4201	12/84	-	-	-	-	-	-	-	-
Glazed brick and other brick (paving, floor, and sewer).....	13	4202	12/84	-	-	-	-	-	-	-	-
Clay floor and wall tile, glazed and unglazed.....	13	44		-	-	-	-	-	-	-	-
Clay floor and wall tile, glazed and unglazed (including quarry tile and ceramic mosaic tile).....				-	-	-	-	-	-	-	-
Structural clay products, n.e.c.....	13	45		-	-	-	-	-	-	-	-
Structural clay products, n.e.c.....	13	4501		-	-	-	-	-	-	-	-
Refractories.....	13	5		-	-	-	-	-	-	-	-
Clay refractories.....	13	52		-	-	-	-	-	-	-	-
Clay refractories.....	13	5201		-	-	-	-	-	-	-	-
Nonclay refractories.....	13	53		-	-	-	-	-	-	-	-
Nonclay refractories (excluding dead-burned magnesia).....	13	5301		-	-	-	-	-	-	-	-
Asphalt felts and coatings.....	13	6		-	-	-	-	-	-	-	-
Prepared asphalt and tar roofing and siding products.....	13	61		-	-	-	-	-	-	-	-
Prepared asphalt and tar roofing and siding products.....	13	6101		-	-	-	-	-	-	-	-
Roofing asphalts, pitches, coatings, and cement.....	13	62		-	-	-	-	-	-	-	-
Roofing asphalts, pitches, coatings, and cement.....	13	6201		-	-	-	-	-	-	-	-
Gypsum products.....	13	7		460.145	454.179	464.525	470.099	468.444	2.3	1.2	-0.4
Gypsum products.....	13	71		460.145	454.179	464.525	470.099	468.444	2.3	1.2	-0.4
Gypsum products.....	13	7101		460.145	454.179	464.525	470.099	468.444	2.3	1.2	-0.4
Glass containers.....	13	8		279.548	278.553	279.498	280.797	279.964	0.3	0.5	-0.3
Glass containers.....	13	81		279.548	278.553	279.498	280.797	279.964	0.3	0.5	-0.3
Glass containers (including value of packaging).....	13	8101		279.548	278.553	279.498	280.797	279.964	0.3	0.5	-0.3
Other nonmetallic minerals.....	13	9		322.730	326.201	326.096	328.234	328.108	0.0	0.7	0.0
Insulation materials.....	13	92		-	-	-	-	-	-	-	-
Mineral wool for thermal and acoustical envelope insulation.....	13	9201		-	-	-	-	-	-	-	-
Mineral wool for industrial, equipment, and appliance insulation.....				-	-	-	-	-	-	-	-
Paving mixtures and blocks.....	13	94		405.546	404.788	403.169	407.190	406.504	-0.4	1.0	-0.2
Paving mixtures and blocks.....	13	9401		405.546	404.788	403.169	407.190	406.504	-0.4	1.0	-0.2
Cut stone and stone products.....			12/84	-	-	-	-	-	-	-	-
Cut stone and stone products.....			12/84	-	-	-	-	-	-	-	-
Gaskets, packing, and sealing devices.....	13	98	12/85	-	-	-	-	-	-	-	-
Gaskets and gasketing material.....	13	9801	12/85	-	-	-	-	-	-	-	-
Packing and sealing.....	13	9802	12/85	-	-	-	-	-	-	-	-
Nonmetallic minerals and products, n.e.c.....	13	99	06/82	-	-	-	-	-	-	-	-
Clay and stone mining and quarrying.....	13	9902	06/84	-	-	-	-	-	-	-	-
All other nonmetallic mineral products.....	13	9903	12/85	239.390	244.570	244.219	242.947	242.550	-0.1	-0.5	-0.2
Motor vehicles and equipment.....	14	1		169.667	169.964	170.249	170.673	170.723	0.2	0.2	0.0
Motor vehicles.....	14	11		171.265	171.549	171.982	172.577	172.608	0.3	0.3	0.0
Passenger cars and chassis.....	14	1101		137.878	137.927	138.239	138.589	138.868	0.2	0.3	0.2
Motorcycles, including three-wheel motorbikes, motorscooters, mopeds, and parts.....	14	1104		-	-	-	-	-	-	-	-
Trucks, truck tractors, & bus chassis 14,000 lb or less, incl. minivans & suvs.....	14	1105		200.162	200.596	201.188	201.919	201.868	0.3	0.4	0.0
Trucks, over 14,000 lbs GVW.....	14	1106		-	-	-	-	-	-	-	-
Motor vehicles parts.....	14	12		-	-	-	-	-	-	-	-
Motor vehicles parts.....			12/03	-	-	-	-	-	-	-	-
Truck and bus bodies.....	14	13	12/82	-	-	-	-	-	-	-	-
Truck and bus bodies sold separately.....	14	1301	12/82	-	-	-	-	-	-	-	-
Complete vehicles on purchased chassis.....			12/82	-	-	-	-	-	-	-	-
Truck trailers.....	14	14		-	-	-	-	-	-	-	-
Truck trailers.....	14	1406	12/86	-	-	-	-	-	-	-	-
Motor homes, built on purchased chassis.....	14	15	06/84	-	-	-	-	-	-	-	-
Motor homes, built on purchased chassis.....	14	1501	06/84	-	-	-	-	-	-	-	-

See footnotes at end of table.

Table 8. Producer price indexes and percentage changes for selected commodity and service groupings and individual items, seasonally adjusted — Continued
 [April 2024, Index base 1982=100, unless otherwise indicated]

Title	Commodity code		Other index base	Seasonally adjusted index ¹					Seasonally adjusted 1-month percent change ¹		
	Group code	Item code		Dec. 2023	Jan. 2024 ^P	Feb. 2024 ^P	Mar. 2024 ^P	Apr. 2024 ^P	Jan. to Feb. ^P	Feb. to Mar. ^P	Mar. to Apr. ^P
Travel trailers and campers.....	14	16	06/84	-	-	-	-	-	-	-	-
Travel trailers.....	14	1601	06/84	-	-	-	-	-	-	-	-
Camping trailers, campers, pick-up covers, and parts.....	14	1602	06/84	-	-	-	-	-	-	-	-
Aircraft and aircraft equipment.....	14	2		313.275	314.689	315.582	315.948	316.866	0.3	0.1	0.3
Aircraft.....	14	21		350.653	352.427	353.203	353.704	354.168	0.2	0.1	0.1
Civilian aircraft.....	14	2102	12/85	336.357	337.566	338.619	339.299	339.927	0.3	0.2	0.2
Military aircraft.....			06/13	-	-	-	-	-	-	-	-
Aircraft engine and engine parts.....	14	23	12/85	255.524	256.776	258.144	258.318	258.321	0.5	0.1	0.0
Aircraft engine and engine parts.....	14	2301	12/85	255.524	256.776	258.144	258.318	258.321	0.5	0.1	0.0
Other aircraft parts and equipment.....	14	25	06/85	209.858	210.344	210.907	211.063	213.387	0.3	0.1	1.1
Other aircraft parts and equipment.....	14	2501	06/85	209.858	210.344	210.907	211.063	213.387	0.3	0.1	1.1
Ships and boats.....	14	3		309.939	310.044	311.115	311.271	312.557	0.3	0.1	0.4
Ships.....	14	31	12/85	-	-	-	-	-	-	-	-
Military self-propelled ships, new construction.....			06/96	-	-	-	-	-	-	-	-
Nonmilitary self-propelled ships, new construction.....			06/96	-	-	-	-	-	-	-	-
Boats.....	14	32		357.703	358.765	358.488	359.883	360.962	-0.1	0.4	0.3
Outboard motorboats, including commercial and military (except sailboats and lifeboats).....	14	3201		407.752	410.199	410.226	411.684	413.237	0.0	0.4	0.4
Inboard motorboats, including commercial and military (except sailboats and lifeboats).....	14	3202		-	-	-	-	-	-	-	-
Inboard-outdrive boats, including commercial and military (except sailboats and lifeboats).....	14	3203		293.115	293.042	292.532	293.831	293.471	-0.2	0.4	-0.1
All other boats (excluding military and commercial).....				-	-	-	-	-	-	-	-
Railroad equipment.....	14	4		-	-	-	-	-	-	-	-
Railroad cars and locomotives.....			05/22	-	-	-	-	-	-	-	-
Railroad cars and locomotives.....			05/22	-	-	-	-	-	-	-	-
Railway maintenance of way equipment and parts.....			05/22	-	-	-	-	-	-	-	-
Railway maintenance of way equipment and parts.....				-	-	-	-	-	-	-	-
Transportation equipment, n.e.c.....			06/85	-	-	-	-	-	-	-	-
Transportation equipment, n.e.c.....			06/85	-	-	-	-	-	-	-	-
Other transportation equipment, incl. golf carts, vehicle trailers, and all-terrain vehicles.....			06/85	-	-	-	-	-	-	-	-
Toys, sporting goods, small arms, etc.....	15	1		218.122	220.415	220.383	223.750	224.352	0.0	1.5	0.3
Toys, games, and children's vehicles.....	15	11		-	-	-	-	-	-	-	-
Toys, games, and children's vehicles.....	15	1101		-	-	-	-	-	-	-	-
Sporting and athletic goods.....	15	12		-	-	-	-	-	-	-	-
Sporting and athletic goods.....	15	1201		-	-	-	-	-	-	-	-
Small arms and ammunition.....	15	13		314.246	319.068	319.068	319.444	319.527	0.0	0.1	0.0
Small arms.....	15	1301		-	-	-	-	-	-	-	-
Small arms ammunition.....	15	1302		421.949	439.785	440.967	442.143	442.298	0.3	0.3	0.0
Tobacco products, incl. stemmed & redried.....	15	2		-	-	-	-	-	-	-	-
Cigarettes, excluding electronic.....	15	21		-	-	-	-	-	-	-	-
Cigarettes, excluding electronic.....	15	2101		-	-	-	-	-	-	-	-
Stemmed and redried tobacco.....	15	24	06/84	-	-	-	-	-	-	-	-
Stemmed and redried tobacco.....			06/84	-	-	-	-	-	-	-	-
Other tobacco products.....	15	25	12/05	-	-	-	-	-	-	-	-
Other tobacco products.....	15	2501	12/05	-	-	-	-	-	-	-	-
Notions.....	15	3		-	-	-	-	-	-	-	-
Fasteners, zippers, buttons, needles, pins, and buckles.....	15	32		-	-	-	-	-	-	-	-
Fasteners, zippers, buttons, needles, pins, and buckles.....				-	-	-	-	-	-	-	-
Photographic equipment and supplies.....	15	4		-	-	-	-	-	-	-	-
Photographic supplies.....	15	42		-	-	-	-	-	-	-	-
Photographic supplies.....			12/83	-	-	-	-	-	-	-	-
Mobile homes.....	15	5		479.850	481.127	480.904	478.749	474.725	0.0	-0.4	-0.8
Manufactured homes (mobile homes), all sizes (incl. multisection).....	15	53		492.238	493.473	493.289	491.074	486.922	0.0	-0.4	-0.8
Manufactured mobile homes and nonresidential mobile buildings.....	15	5303	12/86	461.091	462.267	462.080	460.005	456.152	0.0	-0.4	-0.8
Medical, surgical & personal aid devices.....	15	6		201.342	202.531	203.553	203.816	203.879	0.5	0.1	0.0
Surgical and medical instruments.....	15	62	06/82	152.004	153.390	153.612	154.492	154.594	0.1	0.6	0.1
Surgical and medical instruments.....	15	6201	06/82	152.004	153.390	153.612	154.492	154.594	0.1	0.6	0.1
Medical and surgical appliances and supplies.....	15	63	06/83	-	-	-	-	-	-	-	-
Medical and surgical appliances and supplies.....	15	6301	06/83	-	-	-	-	-	-	-	-
Ophthalmic goods.....	15	64	12/83	-	-	-	-	-	-	-	-
Ophthalmic goods.....	15	6401	12/83	-	-	-	-	-	-	-	-
Dental equipment and supplies.....	15	65	06/85	-	-	-	-	-	-	-	-
Dental equipment and supplies.....	15	6501	06/85	-	-	-	-	-	-	-	-

See footnotes at end of table.

Table 8. Producer price indexes and percentage changes for selected commodity and service groupings and individual items, seasonally adjusted — Continued
 [April 2024, Index base 1982=100, unless otherwise indicated]

Title	Commodity code		Other index base	Seasonally adjusted index ¹					Seasonally adjusted 1-month percent change ¹		
	Group code	Item code		Dec. 2023	Jan. 2024 ^P	Feb. 2024 ^P	Mar. 2024 ^P	Apr. 2024 ^P	Jan. to Feb. ^P	Feb. to Mar. ^P	Mar. to Apr. ^P
Other industrial safety equipment.....	15	7		-	-	-	-	-	-	-	-
Personal safety equipment and clothing.....	15	71		-	-	-	-	-	-	-	-
Personal safety equipment and clothing.....			06/04	-	-	-	-	-	-	-	-
Other miscellaneous products.....	15	9		256.018	254.396	254.544	256.910	258.098	0.1	0.9	0.5
Burial caskets.....	15	91		503.622	505.018	507.364	509.012	511.801	0.5	0.3	0.5
Burial caskets.....	15	9101		503.622	505.018	507.364	509.012	511.801	0.5	0.3	0.5
Musical instruments.....	15	93		-	-	-	-	-	-	-	-
Musical instruments.....	15	9301		-	-	-	-	-	-	-	-
Jewelry and jewelry products.....				-	-	-	-	-	-	-	-
Jewelry (gold and platinum) and silverware.....				-	-	-	-	-	-	-	-
Costume jewelry and novelties.....				-	-	-	-	-	-	-	-
All other jewelry and personal goods (excluding costume).....			06/07	-	-	-	-	-	-	-	-
Jewelers' material and lapidary work.....			12/08	-	-	-	-	-	-	-	-
Pens, pencils, and marking devices.....	15	95		-	-	-	-	-	-	-	-
Pens, markers, mechanical pencils, and associated parts.....	15	9502	12/85	-	-	-	-	-	-	-	-
Lead pencils, art goods, office supplies and small office equipment, excluding paper.....	15	9503	12/85	-	-	-	-	-	-	-	-
Marking devices.....			12/85	-	-	-	-	-	-	-	-
Brooms and brushes.....	15	97		-	-	-	-	-	-	-	-
Brooms, brushes and mops.....	15	9705	12/85	-	-	-	-	-	-	-	-
Miscellaneous products, n.e.c.....	15	9A	12/85	-	-	-	-	-	-	-	-
Candles.....			12/85	-	-	-	-	-	-	-	-
Signs and advertising displays.....			12/85	-	-	-	-	-	-	-	-
All other miscellaneous fabricated products and recyclable materials.....			12/85	-	-	-	-	-	-	-	-
Reproduction of audio and video media and software.....			12/03	-	-	-	-	-	-	-	-
Reproduction of audio and video media and software.....			12/03	-	-	-	-	-	-	-	-
Services²											
Transportation of freight and mail.....	30	1	06/09	163.862	164.023	165.100	164.668	165.537	0.7	-0.3	0.5
Rail transportation of freight and mail.....	30	11	12/08	-	-	-	-	-	-	-	-
Rail transportation of freight and mail.....	30	1101	12/08	-	-	-	-	-	-	-	-
Truck transportation of freight.....	30	12	06/09	-	-	-	-	-	-	-	-
Local motor carrying.....	30	1201	06/09	-	-	-	-	-	-	-	-
Long-distance motor carrying.....	30	1202	06/09	-	-	-	-	-	-	-	-
Water transportation of freight.....			06/09	-	-	-	-	-	-	-	-
Deep sea water transportation of freight.....			12/08	-	-	-	-	-	-	-	-
Coastal and intercoastal water transportation of freight.....			12/08	-	-	-	-	-	-	-	-
Great Lakes-St Lawrence Seaway water transportation of freight.....	30	1303	12/08	-	-	-	-	-	-	-	-
Inland waterways transportation of freight.....			12/08	-	-	-	-	-	-	-	-
Air transportation of freight.....			12/08	-	-	-	-	-	-	-	-
Air transportation of freight.....			12/08	-	-	-	-	-	-	-	-
Courier, messenger, and U.S. postal services.....	30	16	06/09	188.754	189.241	191.789	191.816	192.379	1.3	0.0	0.3
U.S. Postal Service.....	30	1601	06/89	-	-	-	-	-	-	-	-
Courier and messenger services, except air.....	30	1602	04/09	209.231	209.371	209.454	210.156	211.080	0.0	0.3	0.4
Air mail and package delivery services, excluding by USPS.....	30	1603	04/09	241.291	243.554	246.161	244.922	246.044	1.1	-0.5	0.5
Pipeline transportation.....			05/22	-	-	-	-	-	-	-	-
Pipeline transportation of petroleum products.....	30	1701	12/08	196.485	198.115	199.327	200.412	203.749	0.6	0.5	1.7
Pipeline transportation of natural gas.....			05/22	-	-	-	-	-	-	-	-
Transportation of passengers (partial).....	30	2	06/09	146.212	145.208	149.595	152.142	146.484	3.0	1.7	-3.7
Rail transportation of passengers.....	30	21	12/08	133.751	133.611	133.648	133.633	133.573	0.0	0.0	0.0
Rail transportation of passengers.....	30	2101	12/08	133.751	133.611	133.648	133.633	133.573	0.0	0.0	0.0
Airline passenger services.....	30	22	12/08	134.857	133.921	138.012	140.389	135.112	3.1	1.7	-3.8
Airline passenger services.....	30	2201	12/08	134.857	133.921	138.012	140.389	135.112	3.1	1.7	-3.8
Services related to water transportation.....	31	1	06/09	-	-	-	-	-	-	-	-
Towing, tugging, docking, and related services.....	31	11	03/09	-	-	-	-	-	-	-	-
Towing, tugging, docking and related services.....	31	1101	03/09	-	-	-	-	-	-	-	-
Operation of port waterfront terminals.....			12/08	-	-	-	-	-	-	-	-
Operation of port waterfront terminals.....			12/08	-	-	-	-	-	-	-	-
Marine cargo handling.....	31	13	12/08	130.872	131.383	132.347	134.365	134.621	0.7	1.5	0.2
Marine cargo handling.....	31	1301	12/08	130.872	131.383	132.347	134.365	134.621	0.7	1.5	0.2
Services related to air transportation.....	31	2	04/09	144.188	142.969	143.106	145.322	145.531	0.1	1.5	0.1
Other airport operations, excluding aircraft maintenance and repair.....	31	21	04/09	144.188	142.969	143.106	145.322	145.531	0.1	1.5	0.1
Other airport operations, excluding aircraft maintenance and repair.....	31	2101	04/09	144.188	142.969	143.106	145.322	145.531	0.1	1.5	0.1
Other services related to transportation activities (partial).....			06/09	-	-	-	-	-	-	-	-
Arrangement of freight and cargo.....			12/08	-	-	-	-	-	-	-	-
Arrangement of freight and cargo.....			12/08	-	-	-	-	-	-	-	-
Freight forwarding.....			12/08	-	-	-	-	-	-	-	-

See footnotes at end of table.

Table 8. Producer price indexes and percentage changes for selected commodity and service groupings and individual items, seasonally adjusted — Continued
 [April 2024, Index base 1982=100, unless otherwise indicated]

Title	Commodity code		Other index base	Seasonally adjusted index ¹					Seasonally adjusted 1-month percent change ¹		
	Group code	Item code		Dec. 2023	Jan. 2024 ^P	Feb. 2024 ^P	Mar. 2024 ^P	Apr. 2024 ^P	Jan. to Feb. ^P	Feb. to Mar. ^P	Mar. to Apr. ^P
Freight forwarding.....			12/08	-	-	-	-	-	-	-	-
Warehousing, storage, and related services.....			12/08	-	-	-	-	-	-	-	-
Warehousing, storage, and related services.....			12/08	-	-	-	-	-	-	-	-
Warehousing, storage, and related services.....			12/08	-	-	-	-	-	-	-	-
Book, periodical, and newspaper publishing sales and subscriptions.....	33	1	06/09	155.017	155.376	157.399	156.853	157.044	1.3	-0.3	0.1
Sales of books.....	33	11		495.113	498.927	508.381	506.732	507.470	1.9	-0.3	0.1
Sales of textbooks.....	33	1101		-	-	-	-	-	-	-	-
Sales of technical, scientific, and professional books.....	33	1102		814.992	829.093	865.695	856.661	858.960	4.4	-1.0	0.3
Sales of religious books.....				-	-	-	-	-	-	-	-
Sales of general adult and juvenile books.....				-	-	-	-	-	-	-	-
Sales of general reference books.....				-	-	-	-	-	-	-	-
Sales and subscriptions of periodicals and newspapers.....	33	12	06/09	151.003	150.616	151.759	151.202	151.354	0.8	-0.4	0.1
Sales and subscriptions of periodicals.....			06/07	-	-	-	-	-	-	-	-
Newspaper subscription and single copy sales.....	33	1202		609.886	607.253	614.115	610.326	611.152	1.1	-0.6	0.1
Greeting card publishing sales.....			12/85	-	-	-	-	-	-	-	-
Greeting card publishing sales.....			12/85	-	-	-	-	-	-	-	-
Greeting card publishing sales.....			12/85	-	-	-	-	-	-	-	-
Calendars, yearbooks, and other miscellaneous publishing sales.....			12/89	-	-	-	-	-	-	-	-
Calendars, yearbooks, and other miscellaneous publishing sales.....			12/89	-	-	-	-	-	-	-	-
Calendars, yearbooks, and other miscellaneous publishing sales.....			12/89	-	-	-	-	-	-	-	-
Directory, mailing list, and related compilations publishing sales.....			12/22	-	-	-	-	-	-	-	-
Directory, mailing list, and related compilations publishing sales.....			12/22	-	-	-	-	-	-	-	-
Directory, mailing list, and related compilations publishing sales.....			12/22	-	-	-	-	-	-	-	-
System software publishing.....			05/22	-	-	-	-	-	-	-	-
System software publishing.....			05/22	-	-	-	-	-	-	-	-
System software publishing.....			05/22	-	-	-	-	-	-	-	-
Application software publishing.....			06/09	-	-	-	-	-	-	-	-
Application software publishing.....			06/09	-	-	-	-	-	-	-	-
Desktop and portable device application software publishing.....			12/08	-	-	-	-	-	-	-	-
Application software publishing, cross-industry, vertical market, utilities, and other.....			12/08	-	-	-	-	-	-	-	-
Application software publishing, game software.....	34	2104	12/13	-	-	-	-	-	-	-	-
Affiliate agreements, programming sales, and retransmission fees for cable and broadcast tv.....	35	1	06/09	161.453	159.862	159.111	159.732	160.121	-0.5	0.4	0.2
Affiliate agreements, programming sales, and retransmission fees for cable and broadcast tv.....	35	11	06/09	161.453	159.862	159.111	159.732	160.121	-0.5	0.4	0.2
Affiliate agreements, programming sales, and retransmission fees for cable and broadcast tv.....	35	1101	12/08	164.450	162.817	162.065	162.676	163.075	-0.5	0.4	0.2
Affiliate agreements, programming sales, and retransmission fees for radio.....			06/09	-	-	-	-	-	-	-	-
Affiliate agreements, programming sales, and retransmission fees for radio.....			06/09	-	-	-	-	-	-	-	-
Affiliate agreements, programming sales, and network compensation for radio.....			12/08	-	-	-	-	-	-	-	-
Advertising space sales in periodicals, newspapers, directories, and mailing lists.....	36	1	06/09	-	-	-	-	-	-	-	-
Advertising space sales in periodicals and newspapers.....	36	11	06/09	-	-	-	-	-	-	-	-
Advertising space sales in periodicals.....	36	1101		-	-	-	-	-	-	-	-
Advertising space sales in newspapers.....	36	1102		-	-	-	-	-	-	-	-
Advertising space sales in directories and mailing lists.....	36	12	12/08	-	-	-	-	-	-	-	-
Print advertising space sales in directories and mailing lists.....	36	1201	12/08	-	-	-	-	-	-	-	-
Television advertising time sales.....	36	2	06/09	81.685	81.652	85.461	80.212	81.251	4.7	-6.1	1.3
Television advertising time sales.....	36	21	06/09	81.685	81.652	85.461	80.212	81.251	4.7	-6.1	1.3
Broadcast and network television advertising time sales.....	36	2101	12/08	71.299	75.858	85.441	77.181	76.693	12.6	-9.7	-0.6
Cable network advertising time sales.....	36	2102	12/08	-	-	-	-	-	-	-	-
Local cable system advertising time sales.....			12/08	-	-	-	-	-	-	-	-
Radio advertising time sales.....	36	3	03/09	100.007	83.359	89.514	89.907	89.288	7.4	0.4	-0.7
Radio advertising time sales.....	36	31	03/09	100.007	83.359	89.514	89.907	89.288	7.4	0.4	-0.7
Radio advertising time sales.....	36	3101	03/09	100.007	83.359	89.514	89.907	89.288	7.4	0.4	-0.7
Internet advertising sales.....			12/22	-	-	-	-	-	-	-	-
Internet advertising sales.....			12/22	-	-	-	-	-	-	-	-
Internet advertising sales.....			12/22	-	-	-	-	-	-	-	-
Wired telephone services.....	37	1	06/09	-	-	-	-	-	-	-	-
Residential wired telephone services.....	37	11	06/09	-	-	-	-	-	-	-	-
Local residential wired telephone service.....	37	1101	12/08	-	-	-	-	-	-	-	-
Long distance residential wired telephone service.....	37	1102	03/09	-	-	-	-	-	-	-	-
All-distance residential wired telephone service.....	37	1103	12/11	-	-	-	-	-	-	-	-

See footnotes at end of table.

Table 8. Producer price indexes and percentage changes for selected commodity and service groupings and individual items, seasonally adjusted — Continued
 [April 2024, Index base 1982=100, unless otherwise indicated]

Title	Commodity code		Other index base	Seasonally adjusted index ¹					Seasonally adjusted 1-month percent change ¹		
	Group code	Item code		Dec. 2023	Jan. 2024 ^P	Feb. 2024 ^P	Mar. 2024 ^P	Apr. 2024 ^P	Jan. to Feb. ^P	Feb. to Mar. ^P	Mar. to Apr. ^P
Business wired telephone services.....			06/09	-	-	-	-	-	-	-	-
Local business wired telephone service.....			12/08	-	-	-	-	-	-	-	-
Long distance business wired telephone and other toll service.....	37	1202	04/09	97.971	97.704	97.112	96.810	97.123	-0.6	-0.3	0.3
Private line wired telephone service.....	37	1204	12/11	-	-	-	-	-	-	-	-
All-distance business wired telephone service (partial).....			05/22	-	-	-	-	-	-	-	-
Other telephone services.....			12/08	-	-	-	-	-	-	-	-
Other wired telephone services.....			12/08	-	-	-	-	-	-	-	-
Wireless telecommunication services.....	37	2	06/09	66.737	66.779	66.788	66.852	66.908	0.0	0.1	0.1
Cellular phone and other wireless telecommunication services.....	37	21	03/09	65.203	65.235	65.258	65.310	65.343	0.0	0.1	0.1
Cellular phone and other wireless telecommunication services.....	37	2101	03/09	65.203	65.235	65.258	65.310	65.343	0.0	0.1	0.1
Cable and satellite subscriber services.....	37	3	12/08	169.551	170.992	172.323	170.410	173.174	0.8	-1.1	1.6
Cable and satellite subscriber services.....	37	31	12/08	169.551	170.992	172.323	170.410	173.174	0.8	-1.1	1.6
Cable and satellite subscriber services.....	37	3101	12/08	169.551	170.992	172.323	170.410	173.174	0.8	-1.1	1.6
Internet access services.....			03/09	-	-	-	-	-	-	-	-
Internet access services.....			03/09	-	-	-	-	-	-	-	-
Residential Internet access services.....			12/11	-	-	-	-	-	-	-	-
Business Internet access services.....	37	4103	12/11	-	-	-	-	-	-	-	-
Bundled wired telecommunications access services.....			12/11	-	-	-	-	-	-	-	-
Bundled wired telecommunications access services.....			12/11	-	-	-	-	-	-	-	-
Bundled wired telecommunications access services.....			12/11	-	-	-	-	-	-	-	-
Data processing and related services.....			06/09	-	-	-	-	-	-	-	-
Data processing and related services.....			06/09	-	-	-	-	-	-	-	-
Hosting, ASP and other IT infrastructure provisioning services.....			12/08	-	-	-	-	-	-	-	-
Business process management services (partial).....			12/08	-	-	-	-	-	-	-	-
Data management, information transformation and other services.....			12/08	-	-	-	-	-	-	-	-
Loan services (partial).....	39	1	06/09	198.699	200.240	205.689	206.293	208.500	2.7	0.3	1.1
Business loans (partial).....	39	11	04/09	381.404	384.053	394.894	395.321	395.964	2.8	0.1	0.2
Business loans (partial).....	39	1101	04/09	381.404	384.053	394.894	395.321	395.964	2.8	0.1	0.2
Consumer loans (partial).....	39	12	06/09	127.771	128.591	132.472	133.827	138.369	3.0	1.0	3.4
Residential real estate loans (partial).....			04/09	-	-	-	-	-	-	-	-
Vehicle loans (partial).....	39	1202	04/09	52.909	54.220	56.654	57.142	59.820	4.5	0.9	4.7
Credit cards, overdraft credit, and related plans (partial).....	39	1203	04/09	202.495	203.903	203.205	201.633	205.594	-0.3	-0.8	2.0
Other loans and loan services (partial).....			04/09	-	-	-	-	-	-	-	-
Other loans and loan services (partial).....			04/09	-	-	-	-	-	-	-	-
Deposit services (partial).....			04/09	-	-	-	-	-	-	-	-
Deposit services (partial).....			04/09	-	-	-	-	-	-	-	-
Deposit services (partial).....			04/09	-	-	-	-	-	-	-	-
Other credit intermediation services, including trust services (partial).....			04/09	-	-	-	-	-	-	-	-
Other credit intermediation services, including trust services (partial).....			04/09	-	-	-	-	-	-	-	-
Other credit intermediation services, including trust services (partial).....			04/09	-	-	-	-	-	-	-	-
Securities brokerage, dealing, investment advice, and related services.....			06/09	-	-	-	-	-	-	-	-
Securities brokerage, dealing, investment advice, and related services.....			06/09	-	-	-	-	-	-	-	-
Securities brokerage, dealing, and investment advice.....			12/08	-	-	-	-	-	-	-	-
Securities brokerage and dealing related services (partial).....			12/08	-	-	-	-	-	-	-	-
Portfolio management.....			12/08	-	-	-	-	-	-	-	-
Portfolio management.....			12/08	-	-	-	-	-	-	-	-
Portfolio management.....			12/08	-	-	-	-	-	-	-	-
Investment banking.....			12/08	-	-	-	-	-	-	-	-
Investment banking.....			12/08	-	-	-	-	-	-	-	-
Investment banking.....			12/08	-	-	-	-	-	-	-	-
Insurance.....	41	1	06/09	136.176	136.174	136.505	136.938	136.929	0.2	0.3	0.0
Insurance.....	41	11	06/09	136.176	136.174	136.505	136.938	136.929	0.2	0.3	0.0
Life insurance.....	41	1101	03/09	-	-	-	-	-	-	-	-
Disability insurance, including accidental death.....	41	1102	03/09	-	-	-	-	-	-	-	-
Health and medical insurance.....	41	1103	03/09	150.093	150.293	150.645	150.922	151.155	0.2	0.2	0.2
Property and casualty insurance.....	41	1104	03/09	-	-	-	-	-	-	-	-
Annuities.....			03/09	-	-	-	-	-	-	-	-
Annuities.....			03/09	-	-	-	-	-	-	-	-
Annuities.....			03/09	-	-	-	-	-	-	-	-
Commissions from sales of insurance.....	42	1	06/09	-	-	-	-	-	-	-	-
Commissions from sales of insurance.....	42	11	06/09	-	-	-	-	-	-	-	-
Commissions from sales of life insurance and annuities.....	42	1101	06/09	-	-	-	-	-	-	-	-
Commissions from sales of health and medical insurance.....			06/09	-	-	-	-	-	-	-	-

See footnotes at end of table.

Table 8. Producer price indexes and percentage changes for selected commodity and service groupings and individual items, seasonally adjusted — Continued
 [April 2024, Index base 1982=100, unless otherwise indicated]

Title	Commodity code		Other index base	Seasonally adjusted index ¹					Seasonally adjusted 1-month percent change ¹		
	Group code	Item code		Dec. 2023	Jan. 2024 ^P	Feb. 2024 ^P	Mar. 2024 ^P	Apr. 2024 ^P	Jan. to Feb. ^P	Feb. to Mar. ^P	Mar. to Apr. ^P
Commissions from sales of property and casualty insurance.....	42	1103	06/09	-	-	-	-	-	-	-	-
Commissions from sales of other insurance.....			06/09	-	-	-	-	-	-	-	-
Nonresidential real estate services.....			06/09	-	-	-	-	-	-	-	-
Nonresidential real estate rents.....	43	11	06/09	-	-	-	-	-	-	-	-
Office buildings, gross rents.....			12/08	-	-	-	-	-	-	-	-
Retail properties, gross rents.....			04/09	-	-	-	-	-	-	-	-
Industrial buildings, gross rents.....			04/09	-	-	-	-	-	-	-	-
Self-service storage and miniwarehouses, gross rents.....	43	1104	12/08	-	-	-	-	-	-	-	-
Other nonresidential buildings, gross rents.....	43	1105	12/08	115.328	120.196	122.629	128.783	110.615	2.0	5.0	-14.1
Nonresidential property sales and leases including land, brokerage fees and commissions.....			12/08	-	-	-	-	-	-	-	-
Nonresidential property sales and leases including land, brokerage fees and commissions.....			12/08	-	-	-	-	-	-	-	-
Nonresidential property management fees.....			12/08	-	-	-	-	-	-	-	-
Nonresidential property management fees.....			12/08	-	-	-	-	-	-	-	-
Residential real estate services (partial).....	43	2	06/09	179.340	180.727	180.503	180.491	183.581	-0.1	0.0	1.7
Residential property sales and rental, brokerage fees and commissions.....	43	21	12/08	201.505	201.566	201.295	201.258	205.483	-0.1	0.0	2.1
Residential property sales and rental, brokerage fees and commissions.....	43	2101	12/08	201.505	201.566	201.295	201.258	205.483	-0.1	0.0	2.1
Residential property management fees.....			12/08	-	-	-	-	-	-	-	-
Residential property management fees.....			12/08	-	-	-	-	-	-	-	-
Real estate appraisal fees.....			12/08	-	-	-	-	-	-	-	-
Real estate appraisal fees.....			12/08	-	-	-	-	-	-	-	-
Real estate appraisal fees.....			12/08	-	-	-	-	-	-	-	-
Passenger car rental.....	44	1	03/09	105.252	102.058	100.028	104.014	106.474	-2.0	4.0	2.4
Passenger car rental.....	44	11	03/09	105.252	102.058	100.028	104.014	106.474	-2.0	4.0	2.4
Passenger car rental.....	44	1101	03/09	105.252	102.058	100.028	104.014	106.474	-2.0	4.0	2.4
Truck, trailer, and RV rental and leasing.....			06/09	-	-	-	-	-	-	-	-
Truck, trailer, and RV rental and leasing.....			06/09	-	-	-	-	-	-	-	-
Truck, truck trailer and RV rental.....			12/08	-	-	-	-	-	-	-	-
Truck, truck trailer and RV leasing.....			12/08	-	-	-	-	-	-	-	-
Construction, mining, and forestry machinery and equipment rental and leasing.....			03/09	-	-	-	-	-	-	-	-
Construction, mining, and forestry machinery and equipment rental and leasing.....			03/09	-	-	-	-	-	-	-	-
Construction, mining, and forestry machinery and equipment rental and leasing.....			03/09	-	-	-	-	-	-	-	-
Legal services.....	45	1	03/09	167.196	170.826	171.902	172.055	172.876	0.6	0.1	0.5
Legal services.....	45	11	03/09	167.196	170.826	171.902	172.055	172.876	0.6	0.1	0.5
Legal services.....	45	1101	03/09	167.196	170.826	171.902	172.055	172.876	0.6	0.1	0.5
Accounting services (partial).....	45	2	06/09	129.761	132.628	134.382	134.480	135.116	1.3	0.1	0.5
Accounting services, excluding payroll.....	45	21	06/09	129.761	132.628	134.382	134.480	135.116	1.3	0.1	0.5
Financial auditing.....	45	2101	12/08	-	-	-	-	-	-	-	-
Tax preparation and planning.....	45	2102	04/09	127.654	127.630	132.148	133.534	134.255	3.5	1.0	0.5
Bookkeeping and compilation.....			12/08	-	-	-	-	-	-	-	-
Other accounting services, including billing and review (partial).....			12/08	-	-	-	-	-	-	-	-
Architectural and engineering services.....	45	3	06/09	134.218	134.262	134.197	134.220	135.211	0.0	0.0	0.7
Architectural services.....			03/09	-	-	-	-	-	-	-	-
Architectural services.....			03/09	-	-	-	-	-	-	-	-
Engineering services.....	45	32	03/09	137.888	137.827	137.738	137.818	138.913	-0.1	0.1	0.8
Engineering services.....	45	3201	03/09	137.888	137.827	137.738	137.818	138.913	-0.1	0.1	0.8
Management, scientific, and technical consulting services.....	45	4	06/09	-	-	-	-	-	-	-	-
Management consulting services.....	45	41	06/09	-	-	-	-	-	-	-	-
Administrative and general management consulting services.....	45	4101	12/08	-	-	-	-	-	-	-	-
Human resources consulting services.....			12/08	-	-	-	-	-	-	-	-
Marketing consulting services.....			12/08	-	-	-	-	-	-	-	-
Process, physical distribution, and logistics consulting services.....			12/08	-	-	-	-	-	-	-	-
Advertising and related services (partial).....			12/08	-	-	-	-	-	-	-	-
Advertising agency services.....			12/08	-	-	-	-	-	-	-	-
Advertising agency services.....			12/08	-	-	-	-	-	-	-	-
Information technology (IT) technical support and consulting services (partial).....	45	6	12/08	-	-	-	-	-	-	-	-
Information technology (IT) technical support and consulting services (partial).....	45	61	12/08	-	-	-	-	-	-	-	-
Information technology (IT) technical support and consulting services (partial).....	45	6101	12/08	-	-	-	-	-	-	-	-
Permanent placement services.....			03/09	-	-	-	-	-	-	-	-

See footnotes at end of table.

Table 8. Producer price indexes and percentage changes for selected commodity and service groupings and individual items, seasonally adjusted — Continued
 [April 2024, Index base 1982=100, unless otherwise indicated]

Title	Commodity code		Other index base	Seasonally adjusted index ¹					Seasonally adjusted 1-month percent change ¹		
	Group code	Item code		Dec. 2023	Jan. 2024 ^P	Feb. 2024 ^P	Mar. 2024 ^P	Apr. 2024 ^P	Jan. to Feb. ^P	Feb. to Mar. ^P	Mar. to Apr. ^P
Permanent placement services.....			03/09	-	-	-	-	-	-	-	-
Employment placement services.....			03/09	-	-	-	-	-	-	-	-
Executive search services.....			12/08	-	-	-	-	-	-	-	-
Executive search services.....			12/08	-	-	-	-	-	-	-	-
Executive search services.....			12/08	-	-	-	-	-	-	-	-
Staffing services.....	46	3	06/09	130.563	130.538	130.472	130.508	129.497	-0.1	0.0	-0.8
Temporary help services.....			03/09	-	-	-	-	-	-	-	-
Temporary help services.....			03/09	-	-	-	-	-	-	-	-
Co-employment staffing services.....	46	32	12/08	120.277	119.989	119.657	119.958	119.494	-0.3	0.3	-0.4
Co-employment staffing services.....	46	3201	12/08	120.277	119.989	119.657	119.958	119.494	-0.3	0.3	-0.4
Arrangement of flights (partial).....	47	1	06/09	103.032	102.085	102.036	101.813	102.585	0.0	-0.2	0.8
Arrangement of international flights.....	47	11	12/08	108.438	107.930	108.308	107.921	109.258	0.4	-0.4	1.2
Arrangement of international flights.....	47	1101	12/08	108.438	107.930	108.308	107.921	109.258	0.4	-0.4	1.2
Arrangement of domestic flights.....			12/08	-	-	-	-	-	-	-	-
Arrangement of domestic flights (partial).....			12/08	-	-	-	-	-	-	-	-
Arrangement of vehicle rentals and lodging.....	47	2	12/08	-	-	-	-	-	-	-	-
Arrangement of vehicle rentals and lodging.....	47	21	12/08	-	-	-	-	-	-	-	-
Arrangement of vehicle rentals and lodging (partial).....	47	2101	12/08	-	-	-	-	-	-	-	-
Arrangement of cruises and tours.....			12/08	-	-	-	-	-	-	-	-
Arrangement of cruises and tours.....			12/08	-	-	-	-	-	-	-	-
Arrangement of cruises and tours.....			12/08	-	-	-	-	-	-	-	-
Other travel arrangements (partial).....			12/08	-	-	-	-	-	-	-	-
Other travel arrangements (partial).....			12/08	-	-	-	-	-	-	-	-
Other travel arrangements (partial).....			12/08	-	-	-	-	-	-	-	-
Security guard services.....			03/09	-	-	-	-	-	-	-	-
Security guard services.....			03/09	-	-	-	-	-	-	-	-
Security guard services.....			03/09	-	-	-	-	-	-	-	-
Janitorial services.....			03/09	-	-	-	-	-	-	-	-
Janitorial services.....			03/09	-	-	-	-	-	-	-	-
Janitorial services.....			03/09	-	-	-	-	-	-	-	-
Waste collection.....	50	1	12/08	172.238	172.114	169.464	171.743	173.440	-1.5	1.3	1.0
Solid waste collection.....	50	11	12/08	172.238	172.114	169.464	171.743	173.440	-1.5	1.3	1.0
Solid waste collection.....	50	1101	12/08	172.238	172.114	169.464	171.743	173.440	-1.5	1.3	1.0
Outpatient care (partial).....	51	1	06/09	129.510	130.552	131.016	131.128	131.470	0.4	0.1	0.3
Outpatient care (partial).....	51	11	06/09	129.510	130.552	131.016	131.128	131.470	0.4	0.1	0.3
Physician care.....	51	1101	03/09	117.151	117.921	117.923	118.194	118.390	0.0	0.2	0.2
Medical laboratory and diagnostic imaging center care.....			03/09	-	-	-	-	-	-	-	-
Home health and hospice care.....	51	1103	12/08	129.145	128.909	128.995	128.972	129.124	0.1	0.0	0.1
Hospital outpatient care.....	51	1104	12/08	-	-	-	-	-	-	-	-
Dental care.....	51	1105	06/10	132.188	132.159	133.992	133.841	136.532	1.4	-0.1	2.0
Inpatient care.....	51	2	06/09	151.025	152.045	152.375	152.416	152.733	0.2	0.0	0.2
Inpatient care.....	51	21	06/09	151.025	152.045	152.375	152.416	152.733	0.2	0.0	0.2
Hospital inpatient care.....	51	2101	12/08	152.629	153.767	154.181	154.161	154.476	0.3	0.0	0.2
Nursing home care.....	51	2102	12/08	149.021	149.159	149.171	149.405	149.888	0.0	0.2	0.3
Intellectual and developmental disability center care.....	51	2103	12/08	192.255	196.395	196.959	197.155	196.683	0.3	0.1	-0.2
Sales of blood and blood products, organs, and tissues.....			03/09	-	-	-	-	-	-	-	-
Sales of blood and blood products, organs, and tissues.....			03/09	-	-	-	-	-	-	-	-
Sales of blood and blood products, organs, and tissues.....			03/09	-	-	-	-	-	-	-	-
Traveler accommodation services.....	53	1	06/09	137.238	141.289	140.152	138.237	141.591	-0.8	-1.4	2.4
Traveler accommodation services.....	53	11	06/09	137.238	141.289	140.152	138.237	141.591	-0.8	-1.4	2.4
Guestroom or unit rental.....	53	1101	03/09	141.271	145.631	144.034	141.942	145.915	-1.1	-1.5	2.8
Other traveler accommodation services.....			03/09	-	-	-	-	-	-	-	-
Food and beverage for immediate consumption services (partial).....	54	1	06/09	-	-	-	-	-	-	-	-
Food and nonalcoholic beverages for immediate consumption (partial).....	54	11	04/09	-	-	-	-	-	-	-	-
Food and nonalcoholic beverages for immediate consumption (partial).....	54	1101	04/09	-	-	-	-	-	-	-	-
Alcoholic beverages for immediate consumption (partial).....			12/08	-	-	-	-	-	-	-	-
Alcoholic beverages for immediate consumption (partial).....			12/08	-	-	-	-	-	-	-	-
Commercial and industrial machinery and equipment repair and maintenance.....	55	1	03/09	160.407	162.409	161.867	161.410	163.477	-0.3	-0.3	1.3
Commercial and industrial machinery and equipment repair and maintenance.....	55	11	03/09	160.407	162.409	161.867	161.410	163.477	-0.3	-0.3	1.3
Commercial machinery repair and maintenance.....	55	1101	03/09	160.407	162.409	161.867	161.410	163.477	-0.3	-0.3	1.3
Motor vehicle repair and maintenance (partial).....	55	2	12/08	-	-	-	-	-	-	-	-
Motor vehicle repair and maintenance (partial).....	55	21	12/08	-	-	-	-	-	-	-	-

See footnotes at end of table.

Table 8. Producer price indexes and percentage changes for selected commodity and service groupings and individual items, seasonally adjusted — Continued
 [April 2024, Index base 1982=100, unless otherwise indicated]

Title	Commodity code		Other index base	Seasonally adjusted index ¹					Seasonally adjusted 1-month percent change ¹		
	Group code	Item code		Dec. 2023	Jan. 2024 ^P	Feb. 2024 ^P	Mar. 2024 ^P	Apr. 2024 ^P	Jan. to Feb. ^P	Feb. to Mar. ^P	Mar. to Apr. ^P
Motor vehicle repair and maintenance (partial).....	55	2101	12/08	-	-	-	-	-	-	-	-
Ship repair and maintenance.....			06/09	-	-	-	-	-	-	-	-
Ship repair and maintenance.....			06/09	-	-	-	-	-	-	-	-
Ship repair, military.....			12/08	-	-	-	-	-	-	-	-
Ship repair, nonmilitary.....	55	3102	12/08	-	-	-	-	-	-	-	-
Aircraft repair and maintenance.....	55	4	04/09	150.394	149.883	151.619	151.921	152.343	1.2	0.2	0.3
Aircraft repair and maintenance.....	55	41	04/09	150.394	149.883	151.619	151.921	152.343	1.2	0.2	0.3
Aircraft repair and maintenance.....	55	4101	04/09	150.394	149.883	151.619	151.921	152.343	1.2	0.2	0.3
Membership dues and admissions and recreation facility use fees (partial).....	56	1	06/09	-	-	-	-	-	-	-	-
Membership dues and admissions and recreation facility use fees (partial).....	56	11	06/09	-	-	-	-	-	-	-	-
Membership dues.....	56	1101	04/09	-	-	-	-	-	-	-	-
Admissions and recreational facilities use fees (partial).....	56	1102	12/08	-	-	-	-	-	-	-	-
Recreational activity instruction fees (partial).....	56	2	12/08	-	-	-	-	-	-	-	-
Recreational activity instruction fees (partial).....	56	21	12/08	-	-	-	-	-	-	-	-
Recreational activity instruction fees (partial).....	56	2101	12/08	-	-	-	-	-	-	-	-
Gaming receipts (partial).....			12/08	-	-	-	-	-	-	-	-
Gaming receipts (partial).....			12/08	-	-	-	-	-	-	-	-
Gaming receipts (partial).....			12/08	-	-	-	-	-	-	-	-
Machinery and equipment and parts and supplies wholesaling.....			06/09	-	-	-	-	-	-	-	-
Machinery and equipment and parts and supplies wholesaling.....			06/09	-	-	-	-	-	-	-	-
Parts and supplies for machinery and equipment wholesaling.....			03/09	-	-	-	-	-	-	-	-
Machinery and vehicle wholesaling.....			05/19	-	-	-	-	-	-	-	-
Professional and commercial equipment wholesaling.....			05/19	-	-	-	-	-	-	-	-
Furnishings wholesaling.....			03/09	-	-	-	-	-	-	-	-
Furnishings wholesaling.....			03/09	-	-	-	-	-	-	-	-
Furnishings wholesaling.....			03/09	-	-	-	-	-	-	-	-
Building materials, paint, and hardware wholesaling.....	57	3	03/09	127.105	130.695	129.730	127.159	124.235	-0.7	-2.0	-2.3
Building materials, paint, and hardware wholesaling.....	57	31	03/09	127.105	130.695	129.730	127.159	124.235	-0.7	-2.0	-2.3
Building materials, paint, and hardware wholesaling.....	57	3101	03/09	127.105	130.695	129.730	127.159	124.235	-0.7	-2.0	-2.3
Metals, minerals, and ores wholesaling.....			03/09	-	-	-	-	-	-	-	-
Metals, minerals, and ores wholesaling.....			03/09	-	-	-	-	-	-	-	-
Metals, minerals, and ores wholesaling.....			03/09	-	-	-	-	-	-	-	-
Chemicals and allied products wholesaling.....	57	5	03/09	-	-	-	-	-	-	-	-
Chemicals and allied products wholesaling.....	57	51	03/09	-	-	-	-	-	-	-	-
Chemicals and allied products wholesaling.....	57	5101	03/09	-	-	-	-	-	-	-	-
Paper and plastics products wholesaling.....			03/09	-	-	-	-	-	-	-	-
Paper and plastics products wholesaling.....			03/09	-	-	-	-	-	-	-	-
Paper and plastics products wholesaling.....			03/09	-	-	-	-	-	-	-	-
Apparel wholesaling.....			03/09	-	-	-	-	-	-	-	-
Apparel wholesaling.....			03/09	-	-	-	-	-	-	-	-
Apparel wholesaling.....			03/09	-	-	-	-	-	-	-	-
Food and alcohol wholesaling.....			06/09	-	-	-	-	-	-	-	-
Food and alcohol wholesaling.....			06/09	-	-	-	-	-	-	-	-
Food wholesaling.....			03/09	-	-	-	-	-	-	-	-
Alcohol wholesaling.....			02/09	-	-	-	-	-	-	-	-
Other commodities wholesaling.....			03/09	-	-	-	-	-	-	-	-
Other commodities wholesaling.....			03/09	-	-	-	-	-	-	-	-
Other commodities wholesaling.....			03/09	-	-	-	-	-	-	-	-
Food and alcohol retailing.....	58	1	03/09	177.028	177.074	178.715	178.570	179.523	0.9	-0.1	0.5
Food and alcohol retailing.....	58	11	03/09	177.028	177.074	178.715	178.570	179.523	0.9	-0.1	0.5
Food retailing.....	58	1102	09/15	143.701	143.654	144.120	143.596	144.493	0.3	-0.4	0.6
Alcohol retailing.....			09/15	-	-	-	-	-	-	-	-
Health and beauty care retailing, including optical goods.....			03/09	-	-	-	-	-	-	-	-
Health and beauty care retailing, including optical goods.....			03/09	-	-	-	-	-	-	-	-
Health and beauty care retailing, including optical goods.....			03/09	-	-	-	-	-	-	-	-
Apparel, jewelry, footwear, and accessories retailing.....	58	3	06/09	132.043	129.401	131.270	132.227	131.921	1.4	0.7	-0.2
Apparel, jewelry, footwear, and accessories retailing.....	58	31	06/09	132.043	129.401	131.270	132.227	131.921	1.4	0.7	-0.2
Apparel, footwear, and accessories retailing.....	58	3101	03/09	126.876	125.135	126.177	127.228	126.458	0.8	0.8	-0.6
Jewelry retailing.....	58	3102	03/09	-	-	-	-	-	-	-	-
Computer hardware, software, and supplies retailing.....			03/09	-	-	-	-	-	-	-	-
Computer hardware, software, and supplies retailing.....			03/09	-	-	-	-	-	-	-	-
Computer hardware, software, and supplies retailing.....			03/09	-	-	-	-	-	-	-	-

See footnotes at end of table.

Table 8. Producer price indexes and percentage changes for selected commodity and service groupings and individual items, seasonally adjusted — Continued
 [April 2024, Index base 1982=100, unless otherwise indicated]

Title	Commodity code		Other index base	Seasonally adjusted index ¹					Seasonally adjusted 1-month percent change ¹		
	Group code	Item code		Dec. 2023	Jan. 2024 ^P	Feb. 2024 ^P	Mar. 2024 ^P	Apr. 2024 ^P	Jan. to Feb. ^P	Feb. to Mar. ^P	Mar. to Apr. ^P
TV, video, and photographic equipment and supplies retailing.....	58	5	03/09	55.652	57.509	55.620	51.784	50.789	-3.3	-6.9	-1.9
TV, video, and photographic equipment and supplies retailing.....	58	51	03/09	55.652	57.509	55.620	51.784	50.789	-3.3	-6.9	-1.9
TV, video, and photographic equipment and supplies retailing.....	58	5101	03/09	55.652	57.509	55.620	51.784	50.789	-3.3	-6.9	-1.9
Automobiles and automobile parts retailing.....	58	6	06/09	148.402	137.841	135.214	130.546	133.964	-1.9	-3.5	2.6
Automobiles and automobile parts retailing.....	58	61	06/09	148.402	137.841	135.214	130.546	133.964	-1.9	-3.5	2.6
Automobile retailing (Partial).....	58	6101	03/09	148.051	132.604	130.170	124.488	129.795	-1.8	-4.4	4.3
Automotive parts, including tires, retailing.....			03/09	-	-	-	-	-	-	-	-
RVs, trailers, and campers retailing.....			03/09	-	-	-	-	-	-	-	-
RVs, trailers, and campers retailing.....			03/09	-	-	-	-	-	-	-	-
RVs, trailers, and campers retailing.....			03/09	-	-	-	-	-	-	-	-
Sporting goods, including boats, retailing.....	58	9	03/09	121.500	127.352	124.335	123.495	125.485	-2.4	-0.7	1.6
Sporting goods, including boats, retailing.....	58	91	03/09	121.500	127.352	124.335	123.495	125.485	-2.4	-0.7	1.6
Sporting goods, including boats, retailing.....	58	9101	03/09	121.500	127.352	124.335	123.495	125.485	-2.4	-0.7	1.6
Lawn, garden, and farm equipment and supplies retailing.....			03/09	-	-	-	-	-	-	-	-
Lawn, garden, and farm equipment and supplies retailing.....			03/09	-	-	-	-	-	-	-	-
Lawn, garden, and farm equipment and supplies retailing.....			03/09	-	-	-	-	-	-	-	-
Furniture retailing.....			03/09	-	-	-	-	-	-	-	-
Furniture retailing.....			03/09	-	-	-	-	-	-	-	-
Furniture retailing.....			03/09	-	-	-	-	-	-	-	-
Flooring and floor coverings retailing.....			03/09	-	-	-	-	-	-	-	-
Flooring and floor coverings retailing.....			03/09	-	-	-	-	-	-	-	-
Flooring and floor coverings retailing.....			03/09	-	-	-	-	-	-	-	-
Hardware and building materials and supplies retailing.....	58	D	03/09	178.579	176.324	174.084	170.330	171.976	-1.3	-2.2	1.0
Hardware and building materials and supplies retailing.....	58	D1	03/09	178.579	176.324	174.084	170.330	171.976	-1.3	-2.2	1.0
Hardware and building materials and supplies retailing.....	58	D101	03/09	178.579	176.324	174.084	170.330	171.976	-1.3	-2.2	1.0
Major household appliance retailing.....	58	E	03/09	129.424	123.084	131.159	122.666	120.746	6.6	-6.5	-1.6
Major household appliance retailing.....	58	E1	03/09	129.424	123.084	131.159	122.666	120.746	6.6	-6.5	-1.6
Major household appliance retailing.....	58	E101	03/09	129.424	123.084	131.159	122.666	120.746	6.6	-6.5	-1.6
Fuels and lubricants retailing.....	58	F	06/09	288.289	266.047	264.332	270.823	241.071	-0.6	2.5	-11.0
Fuels and lubricants retailing.....	58	F1	06/09	288.289	266.047	264.332	270.823	241.071	-0.6	2.5	-11.0
Automotive fuels and lubricants retailing.....			03/09	-	-	-	-	-	-	-	-
Household fuels retailing.....	58	F102	03/09	180.667	176.723	167.758	174.145	165.860	-5.1	3.8	-4.8
Cleaning supplies and paper products retailing.....			03/09	-	-	-	-	-	-	-	-
Cleaning supplies and paper products retailing.....			03/09	-	-	-	-	-	-	-	-
Cleaning supplies and paper products retailing.....			03/09	-	-	-	-	-	-	-	-
Book retailing.....			03/09	-	-	-	-	-	-	-	-
Book retailing.....			03/09	-	-	-	-	-	-	-	-
Book retailing.....			03/09	-	-	-	-	-	-	-	-
Other merchandise retailing (partial).....	58	I	03/09	140.648	139.280	143.034	141.686	139.832	2.7	-0.9	-1.3
Other merchandise retailing (partial).....	58	I1	03/09	140.648	139.280	143.034	141.686	139.832	2.7	-0.9	-1.3
Other merchandise retailing (partial).....	58	I101	03/09	140.648	139.280	143.034	141.686	139.832	2.7	-0.9	-1.3
Metal treatment services.....			12/84	-	-	-	-	-	-	-	-
Metal treatment services.....			12/84	-	-	-	-	-	-	-	-
Metal plating and polishing.....	59	1101	12/84	-	-	-	-	-	-	-	-
Metal coating and allied services.....			12/84	-	-	-	-	-	-	-	-
Metal heat treating.....			06/85	-	-	-	-	-	-	-	-
Mining services.....	60	1	06/85	-	-	-	-	-	-	-	-
Mining services.....	60	11	06/85	-	-	-	-	-	-	-	-
Support activities for coal mining.....	60	1102	06/85	-	-	-	-	-	-	-	-
Drilling oil and gas wells services.....	60	1103	12/85	-	-	-	-	-	-	-	-
Support activities for oil and gas operations.....			12/85	-	-	-	-	-	-	-	-
Metal and nonmetallic minerals mining services.....			05/23	-	-	-	-	-	-	-	-
Contract work on textile products and apparel.....			06/10	-	-	-	-	-	-	-	-
Contract work on textile products and apparel.....			06/10	-	-	-	-	-	-	-	-
Contract work on textile products.....	61	1102	06/87	-	-	-	-	-	-	-	-
Contract work on apparel.....			06/87	-	-	-	-	-	-	-	-
Contract & commission receipts for tanning or finishing leather owned by others.....			06/11	-	-	-	-	-	-	-	-
Contract & commission receipts for tanning or finishing leather owned by others.....			06/11	-	-	-	-	-	-	-	-
Contract and commission receipts for tanning or finishing leather owned by others.....			12/97	-	-	-	-	-	-	-	-
New nonresidential building construction.....			06/09	-	-	-	-	-	-	-	-

See footnotes at end of table.

Table 8. Producer price indexes and percentage changes for selected commodity and service groupings and individual items, seasonally adjusted — Continued
 [April 2024, Index base 1982=100, unless otherwise indicated]

Title	Commodity code		Other index base	Seasonally adjusted index ¹					Seasonally adjusted 1-month percent change ¹		
	Group code	Item code		Dec. 2023	Jan. 2024 ^p	Feb. 2024 ^p	Mar. 2024 ^p	Apr. 2024 ^p	Jan. to Feb. ^p	Feb. to Mar. ^p	Mar. to Apr. ^p
New nonresidential building construction.....			06/09	-	-	-	-	-	-	-	-
New warehouse building construction.....			12/04	-	-	-	-	-	-	-	-
New school building construction.....			12/05	-	-	-	-	-	-	-	-
New office building construction.....			06/06	-	-	-	-	-	-	-	-
New industrial building construction.....			06/07	-	-	-	-	-	-	-	-
New health care building construction.....			06/12	-	-	-	-	-	-	-	-
Maintenance and repair of nonresidential buildings (partial).....	80	2	04/09	-	-	-	-	-	-	-	-
Maintenance and repair of nonresidential buildings (partial).....	80	21	04/09	-	-	-	-	-	-	-	-
Maintenance and repair of nonresidential buildings (partial).....	80	2101	04/09	-	-	-	-	-	-	-	-

¹ All indexes are subject to revision for 4 months after their originally scheduled publication to incorporate late reports and corrections by survey respondents. In addition, seasonally adjusted indexes are subject to change for up to 5 years due to the recalculation of seasonal factors published each January.

² Due to incomplete coverage of the services sector, some services indexes in this table reflect only a portion of their wherever-provided output. These indexes are flagged using the term "partial" at the end of their titles. For more information regarding wherever-provided services indexes, go to <https://www.bls.gov/ppi/wepnotice.htm>. This webpage includes methodology documentation, a table identifying missing coverage areas for those indexes with incomplete coverage, and a concordance table between wherever-provided services indexes and Census product codes.

^p Preliminary

"-" Seasonal tests did not indicate the presence of seasonality.

Table 9. Producer price indexes for commodity and service groupings and individual items, not seasonally adjusted

[April 2024, Index base 1982=100, unless otherwise indicated]

Title	Commodity code		Other index base	Unadjusted index ¹				
	Group code	Item code		Dec. 2023	Jan. 2024 ^P	Feb. 2024 ^P	Mar. 2024 ^P	Apr. 2024 ^P
Goods								
All commodities.....	00	000000		249.866	251.245	254.840	254.995	257.234
Industrial commodities.....	IND	THRU15		250.571	252.518	256.165	255.736	258.178
Farm products, processed foods and feeds.....	PFF	PLUS02		244.106	242.967	246.293	249.020	250.341
Farm products.....	01	—		212.946	212.237	219.543	223.128	224.380
Fruits & melons, fresh/dry vegs. & nuts.....	01	1		233.615	246.188	240.044	249.507	232.938
Fresh fruits and melons.....	01	11		181.439	188.072	164.216	151.287	162.264
Citrus fruits.....	01	1101		337.569	349.027	342.678	321.480	320.823
Grapefruits.....	01	110101		742.185	723.820	696.146	673.219	644.898
Lemons.....	01	110104		353.384	298.016	269.086	284.073	298.320
Valencia oranges.....	01	110105		—	306.940	276.105	268.499	260.526
Navel oranges.....	01	110106		243.811	236.098	250.204	235.417	236.839
Tangerines.....	01	110108	12/91	405.399	466.559	507.545	357.621	—
Other fruits and berries.....	01	1102		165.530	171.922	146.070	133.516	145.707
Avocados.....	01	110205	12/91	260.192	—	—	—	215.960
Kiwifruit.....	01	110206	12/91	316.622	313.600	303.413	303.413	303.413
Granny Smith apples.....	01	110208	12/91	152.964	146.331	139.952	131.625	129.931
Golden delicious apples.....	01	110211	12/91	161.258	156.370	163.276	159.327	153.085
Red delicious apples.....	01	110215		238.659	227.886	227.556	225.801	221.759
McIntosh apples.....	01	110216		242.771	242.442	241.699	241.857	291.794
Gala apples.....	01	110220	03/15	88.215	88.876	88.255	97.009	101.059
Pears.....	01	110221		136.521	123.376	122.322	132.190	147.246
Strawberries.....	01	110222		219.080	245.358	145.397	98.972	138.561
Grapes.....	01	110228		166.386	166.386	174.396	174.396	174.396
Table grapes.....	01	1102281	12/11	228.051	—	—	—	—
Raisin grapes.....	01	1102282	08/16	129.681	129.681	119.667	119.667	119.667
Wine grapes.....	01	1102283	12/11	116.074	116.074	124.028	124.028	124.028
Juice grapes.....	01	1102284	01/16	200.445	200.445	200.445	200.445	200.445
Fuji apples.....	01	110229	03/15	121.829	124.210	115.252	111.848	112.370
Empire apples.....	01	110230	10/15	126.820	124.464	124.464	124.464	124.464
Fresh and dry vegetables.....	01	13		261.138	286.219	311.799	359.466	292.321
Dry vegetables.....	01	1301		245.525	244.071	244.884	246.091	244.128
Dry beans.....	01	13011	09/15	166.081	166.994	167.923	165.858	165.858
Dry pinto beans.....	01	130110	12/91	424.453	429.603	429.603	429.603	429.603
Dry great northern beans.....	01	130111	12/91	460.952	460.952	460.952	460.952	460.952
Dry pea beans.....	01	130113		203.497	203.098	203.098	202.700	202.700
Dry kidney beans.....	01	130114	12/11	105.729	105.729	105.885	103.212	103.212
Dry small red beans.....	01	130115	12/11	87.225	86.344	87.225	77.533	77.533
Dry garbanzo beans.....	01	130116	12/11	87.379	87.379	89.564	89.440	89.440
Dry black beans.....	01	130117	09/15	187.102	187.707	189.081	178.546	178.546
Dry peas and lentils.....	01	13012	09/15	149.932	146.649	146.667	151.041	148.167
Dry peas.....	01	130120	12/91	307.021	309.128	293.261	298.932	293.763
Dry lentils.....	01	130121	12/91	420.568	393.347	425.841	444.818	435.294
Fresh vegetables, except potatoes.....	01	1302		289.306	335.307	377.806	446.060	335.149
Cabbage.....	01	130211		373.952	279.924	290.077	268.915	210.776
Carrots.....	01	130212		311.009	311.009	311.009	291.942	271.155
Celery.....	01	130213		367.428	343.774	232.196	217.979	307.011
Sweet corn.....	01	130214		325.349	371.180	525.949	261.826	168.212
Lettuce.....	01	130215		219.799	257.282	294.939	722.050	401.722
Dry onions.....	01	130216		248.695	307.918	415.979	414.215	394.923
Tomatoes.....	01	130217		334.537	465.147	462.419	560.315	430.031
Snap beans.....	01	130218		502.630	585.561	394.460	156.486	156.486
Broccoli.....	01	130222	12/91	203.965	232.313	189.736	206.559	296.699
Cauliflower.....	01	130223	12/91	84.520	65.292	68.193	85.348	74.894
Spinach.....	01	130224	12/91	—	482.923	561.832	445.836	505.018
Greens.....	01	130225	12/91	247.581	242.809	244.412	250.059	247.944
Endive.....	01	130226	12/91	—	976.738	1,383.712	1,408.583	861.440
Green peppers.....	01	130228	12/91	346.574	529.351	693.727	483.600	400.910
Eggplant.....	01	130229	12/91	451.724	—	—	—	432.149
Squash.....	01	130231	12/91	397.728	459.084	—	179.382	176.368
Beets.....	01	130232	12/91	134.201	142.616	143.945	133.758	126.671
Cucumbers.....	01	130234	12/91	334.170	—	—	—	301.503
Artichokes.....	01	130235	12/11	275.839	167.500	157.865	126.477	—
Sweet potatoes.....	01	1303		174.747	172.119	168.056	171.636	173.630
Sweet potatoes.....	01	130301	12/91	112.980	111.281	108.654	110.969	112.258
Potatoes.....	01	1306	12/11	99.845	94.505	93.836	103.974	105.789

See footnotes at end of table.

Table 9. Producer price indexes for commodity and service groupings and individual items, not seasonally adjusted — Continued
 [April 2024, Index base 1982=100, unless otherwise indicated]

Title	Commodity code		Other index base	Unadjusted index ¹				
	Group code	Item code		Dec. 2023	Jan. 2024 ^P	Feb. 2024 ^P	Mar. 2024 ^P	Apr. 2024 ^P
Round white potatoes.....	01	130602	12/91	—	—	—	267.594	282.841
Russet potatoes.....	01	130603	12/91	167.515	156.271	153.570	144.573	143.334
Round red potatoes.....	01	130604	12/91	194.955	202.567	214.606	226.778	251.925
Round yellow potatoes.....	01	130605	09/15	114.015	121.141	128.267	—	—
Tree nuts.....	01	19		1,243.812	1,243.812	1,217.621	1,243.812	1,243.812
Tree nuts.....	01	1901		1,243.812	1,243.812	1,217.621	1,243.812	1,243.812
Pecans.....	01	190101		732.203	732.203	732.203	732.203	732.203
Almonds.....	01	190102	12/91	357.337	357.337	346.280	357.337	357.337
Filberts.....	01	190103	12/91	278.766	278.766	278.766	278.766	278.766
Walnuts.....	01	190104	12/91	186.550	186.550	186.550	186.550	186.550
Macadamias.....	01	190105	12/91	371.076	371.076	371.076	371.076	371.076
Pistachios.....	01	190106	12/91	214.334	214.334	214.334	214.334	214.334
Grains.....	01	2		190.589	183.484	174.163	175.257	173.936
Wheat.....	01	21		187.293	182.043	172.571	171.193	167.668
Wheat.....	01	2101		187.293	182.043	172.571	171.193	167.668
Hard red winter wheat.....	01	210101		178.354	170.223	161.120	166.331	158.990
Hard red spring wheat.....	01	210102		224.352	221.299	210.595	210.462	201.354
Soft white wheat.....	01	210103		155.600	149.737	142.957	127.614	137.489
Soft red winter wheat.....	01	210104		181.319	180.330	175.087	166.057	167.405
Hard amber durum wheat.....	01	210105	12/84	298.767	323.647	269.937	248.781	254.824
Other grains.....	01	22		193.591	185.073	175.626	177.680	177.518
Barley.....	01	2201		200.566	200.566	184.846	161.373	171.784
Barley.....	01	220101		200.566	200.566	184.846	161.373	171.784
Corn.....	01	2202		189.156	180.566	171.503	173.950	173.775
Corn.....	01	220205		189.156	180.566	171.503	173.950	173.775
Oats.....	01	2203		266.195	281.752	271.645	258.629	250.262
Oats.....	01	220311		266.195	281.752	271.645	258.629	250.262
Sorghum.....	01	2205	12/91	217.169	211.204	197.589	198.071	193.602
Sorghum.....	01	220501	12/91	217.169	211.204	197.589	198.071	193.602
Rough rice.....	01	23	12/91	136.992	143.346	137.110	132.322	122.465
Rough rice.....	01	2301	12/91	136.992	143.346	137.110	132.322	122.465
Rough rice.....	01	230103	12/04	232.928	243.731	233.129	224.988	208.228
Long grain rough rice.....	01	2301031	09/15	144.037	146.789	149.541	149.541	147.058
Medium/short grain rough rice.....	01	2301032	09/15	164.331	180.892	152.229	135.032	105.274
Livestock.....	01	3		214.057	212.764	240.021	254.732	264.463
Slaughter cattle.....	01	31		253.100	256.320	272.532	289.331	290.381
Slaughter steers and heifers.....	01	3101		257.477	263.356	274.385	284.622	280.462
Slaughter steers and heifers.....	01	310199	12/91	243.970	249.541	259.991	269.691	265.749
Slaughter cows and bulls.....	01	3102		211.284	205.367	238.612	277.020	295.609
Slaughter cows and bulls.....	01	310299	12/91	190.009	184.687	214.584	249.125	265.842
Slaughter vealers.....	01	3103		101.498	101.279	101.412	102.085	103.046
Slaughter vealers.....	01	310399	12/91	87.685	87.495	87.610	88.192	89.022
Slaughter hogs.....	01	32		63.564	58.689	87.222	99.067	118.984
Slaughter barrows and gilts.....	01	3201		62.180	57.882	86.306	97.701	117.841
Slaughter barrows and gilts.....	01	320199	12/91	94.012	87.513	130.489	147.718	178.168
Slaughter sows.....	01	3202		107.470	79.459	106.154	134.245	140.343
Slaughter sows.....	01	320299	12/91	186.610	137.972	184.325	233.103	243.690
Slaughter lambs.....	01	33		356.446	434.906	441.986	494.484	475.388
Slaughter lambs.....	01	3301		356.446	434.906	441.986	494.484	475.388
Slaughter lambs.....	01	330199	12/91	411.086	501.573	509.738	570.284	548.260
Feeder and replacement cattle.....	01	34	09/21	166.563	165.272	181.761	187.747	189.528
Feeder and replacement cattle.....	01	3401	09/21	166.563	165.272	181.761	187.747	189.528
Feeder and replacement cattle.....	01	340199	09/21	166.563	165.272	181.761	187.747	189.528
Slaughter poultry.....	01	4		334.627	347.383	334.214	340.200	347.064
Slaughter chickens.....	01	41		358.243	368.106	357.160	364.184	378.234
Broilers and other meat type chickens.....	01	4102		363.228	373.228	362.130	369.251	383.497
Slaughter chickens.....	01	410299	12/91	349.773	359.402	348.715	355.573	369.291
Slaughter turkeys.....	01	42		231.980	261.015	234.815	236.606	208.909
Slaughter turkeys.....	01	4201		231.980	261.015	234.815	236.606	208.909
Slaughter turkeys.....	01	420199	12/91	211.106	237.527	213.685	215.315	190.111
Slaughter ducks.....	01	43	12/91	299.376	299.376	299.376	299.376	300.288
Slaughter ducks.....	01	4301	12/91	299.376	299.376	299.376	299.376	300.288
Slaughter ducks.....	01	430199	12/91	299.376	299.376	299.376	299.376	300.288
Raw cotton.....	01	5		127.476	126.998	143.081	144.937	128.282

See footnotes at end of table.

Table 9. Producer price indexes for commodity and service groupings and individual items, not seasonally adjusted — Continued
 [April 2024, Index base 1982=100, unless otherwise indicated]

Title	Commodity code		Other index base	Unadjusted index ¹				
	Group code	Item code		Dec. 2023	Jan. 2024 ^P	Feb. 2024 ^P	Mar. 2024 ^P	Apr. 2024 ^P
Raw cotton.....	01	51		126.176	125.702	141.621	143.458	126.973
Raw cotton.....	01	5101		126.176	125.702	141.621	143.458	126.973
Raw cotton.....	01	510101		126.176	125.702	141.621	143.458	126.973
Upland cotton.....	01	5101011	09/15	126.422	125.911	143.234	145.489	127.720
Pima cotton.....	01	5101012	09/15	116.685	116.685	114.676	111.328	111.328
Raw milk.....	01	6		157.158	153.343	157.158	157.921	161.113
Raw milk.....	01	61		157.793	153.963	157.793	158.559	161.764
Raw milk.....	01	6101		157.793	153.963	157.793	158.559	161.764
Raw milk.....	01	610102		157.793	153.963	157.793	158.559	161.764
Chicken eggs.....	01	7		275.247	298.893	459.694	353.138	380.935
Chicken eggs.....	01	71		275.247	298.893	459.694	353.138	380.935
Eggs for fresh use.....	01	7107	12/91	223.300	255.938	396.787	278.351	309.454
Eggs, jumbo.....	01	710701	12/84	240.319	274.561	431.007	297.732	322.371
Eggs, extra large.....	01	710702	12/84	253.432	292.282	457.299	315.434	341.290
Eggs, large.....	01	710703		267.769	310.402	503.376	337.860	374.833
Eggs, medium.....	01	710704	12/84	267.020	290.661	361.382	319.334	372.312
Eggs, small.....	01	710705	12/84	213.454	227.282	231.891	231.891	253.402
Breaker stock and checks and undergrades.....	01	7108	12/91	271.794	264.682	399.933	367.132	375.220
Breaker stock.....	01	710801	12/91	264.388	256.682	388.480	356.294	363.812
Checks and undergrades.....	01	710802	12/91	353.327	351.926	525.439	485.565	499.558
Hay, hayseeds, and oilseeds.....	01	8		263.207	251.399	238.850	242.283	241.110
Hay and hayseeds.....	01	81		339.202	332.410	321.049	328.183	345.162
Hay and hayseeds.....	01	8101		339.202	332.410	321.049	328.183	345.162
Alfalfa hay.....	01	810101		328.424	278.727	325.703	340.233	329.383
All other hay.....	01	810102	09/15	121.696	136.348	109.296	108.834	125.741
Oilseeds.....	01	83		241.385	229.752	217.784	220.674	217.832
Oilseeds.....	01	8301		241.385	229.752	217.784	220.674	217.832
Peanuts.....	01	830111		121.405	133.055	99.497	131.365	134.234
Cottonseed.....	01	830121		236.063	301.955	287.686	272.442	235.721
Soybeans.....	01	830131		223.436	209.431	199.841	201.188	199.004
Flaxseed.....	01	830151	12/91	-	283.296	263.104	263.104	263.104
Sunflower.....	01	830161	12/91	247.107	-	209.150	209.150	209.150
Canola.....	01	830171	12/11	102.423	96.281	92.057	96.424	95.903
Miscellaneous oil crops.....	01	830181	09/15	169.625	172.799	173.745	171.967	171.967
Processed foods and feeds.....	02	-		259.991	258.637	259.999	262.306	263.663
Cereal and bakery products.....	02	1		330.114	330.018	329.067	328.748	328.614
Bakery products.....	02	11		359.236	359.500	362.018	362.715	362.888
Bread (white, wheat, rye, etc.), including frozen.....	02	1102	06/06	178.246	177.884	178.099	179.120	178.277
Bread (white, wheat, rye, etc.), including frozen.....	02	110201	06/06	178.246	177.884	178.099	179.120	178.277
White pan bread.....	02	11020111	12/11	144.648	144.279	144.671	146.163	144.582
White hearth bread (French, Italian, etc.).....	02	11020112	12/11	146.273	146.406	146.118	146.127	146.356
Dark wheat breads (whole wheat, cracked wheat, multigrain, etc.).....	02	11020113	12/11	143.000	143.181	143.426	143.775	143.480
Other variety breads (rye, unleavened, raisin, potato, self-rising, salt-free, canned, etc.).....	02	11020114	12/11	131.674	130.919	130.895	131.334	131.451
Rolls (bread-type), muffins, bagels, and croissants.....	02	1105		371.702	371.852	373.429	373.225	373.329
Rolls (bread-type), muffins, bagels, and croissants.....	02	110505	06/06	181.344	181.417	182.186	182.087	182.137
Rolls, hamburger and wiener.....	02	11050501	12/11	132.643	132.625	133.811	133.652	133.828
All other rolls, bread-type (incl. muffins, bagels, and croissants).....	02	11050502	12/11	151.677	151.806	151.853	151.853	151.762
Other sweet goods, excluding frozen.....	02	1107		391.413	391.408	391.683	393.429	398.056
Other sweet goods, excluding frozen.....	02	110703	06/99	243.336	243.333	243.504	244.590	247.466
Soft cakes, excluding frozen.....	02	1108		438.398	440.791	436.854	437.931	437.122
Soft cakes, excluding frozen.....	02	110803	06/99	224.864	226.092	224.072	224.625	224.210
Pies (fruit, cream, and custard), excluding frozen.....	02	1109		480.733	481.649	478.900	480.033	479.655
Pies (fruit, cream, and custard), excluding frozen.....	02	110903	06/99	242.049	242.511	241.126	241.697	241.507
Cookies, crackers, and related products.....	02	1121		268.977	269.036	276.576	276.576	276.576
Cookies, wafers, and ice cream cones and cups (excluding frozen).....	02	112103	06/83	268.094	268.140	279.708	279.708	279.708
Crackers, biscuits, and related products.....	02	112104	06/83	251.351	251.430	251.430	251.430	251.430
Saltines and all other crackers, cracker meal and crumbs, and biscuits.....	02	1121042	12/11	101.631	101.663	101.663	101.663	101.663
Retail bakery products, excluding retail trade.....	02	1130	06/14	163.479	164.705	165.189	165.189	166.532
Retail bakery products, excluding retail trade.....	02	113001	06/14	163.479	164.705	165.189	165.189	166.532
Flour and flour base mixes and doughs.....	02	12		264.332	263.484	263.232	260.620	259.602
Wheat flour.....	02	1203		266.239	263.512	262.186	255.737	252.418
Wheat flour.....	02	120301	06/83	259.925	257.264	255.969	249.672	246.432
Flour base mixes and doughs.....	02	1204		258.847	259.005	259.327	258.796	259.015
Flour base mixes and doughs.....	02	120401	06/83	271.991	272.157	272.494	271.936	272.167

See footnotes at end of table.

Table 9. Producer price indexes for commodity and service groupings and individual items, not seasonally adjusted — Continued
 [April 2024, Index base 1982=100, unless otherwise indicated]

Title	Commodity code		Other index base	Unadjusted index ¹				
	Group code	Item code		Dec. 2023	Jan. 2024 ^P	Feb. 2024 ^P	Mar. 2024 ^P	Apr. 2024 ^P
Prepared flour mixes, including refrigerated and frozen doughs and batters, made in flour mills.....	02	1204011	12/11	134.025	133.755	133.707	133.707	133.537
Flour mixes, excluding cake mixes, made from purchased flour.....	02	1204013	12/11	139.976	140.137	140.374	140.017	140.199
Milled rice and byproducts.....	02	13		280.752	278.490	278.687	280.662	282.318
Head rice.....	02	1301		307.833	306.495	306.160	308.022	310.052
Head rice.....	02	130106	06/03	298.083	296.788	296.463	298.266	300.233
Head rice not packaged with other ingredients.....	02	1301066	12/11	135.394	134.641	133.999	134.596	135.287
Milled rice (incl second heads, screenings, brewers, bran, sharps, rice flour, and byproducts).....	02	1302	06/84	158.013	155.975	156.459	157.776	158.562
Milled rice (incl second heads, screenings, brewers, bran, sharps, rice flour, and byproducts).....	02	130201	06/84	158.013	155.975	156.459	157.776	158.562
Cereal and pasta products.....	02	14		309.745	310.099	301.868	301.240	300.960
Dry macaroni, spaghetti, and egg noodle products, made from purchased flour.....	02	1402	06/85	284.768	279.518	277.970	277.970	277.970
Dry macaroni, spaghetti, and egg noodle products, made from purchased flour.....	02	140203	12/02	234.355	230.034	228.761	228.761	228.761
Dry macaroni, spaghetti, and egg noodle products, made from purchased flour.....	02	14020303	06/09	157.935	155.023	154.165	154.165	154.165
Cereal and mill products, other than flour.....	02	1409	06/85	291.587	293.144	284.070	283.351	283.032
Manufactured starch, made by wet milling.....	02	140907	06/85	372.321	374.393	338.557	340.363	341.108
Wheat mill products, corn mill products, and other grain mill products except flour.....	02	140908	06/98	235.176	231.451	221.630	218.975	217.819
Wheat mill products, except flour.....	02	1409081	12/09	133.400	129.574	117.291	112.439	111.127
Corn mill products.....	02	1409082	12/09	151.634	148.973	146.694	146.238	146.034
Other grain mill products.....	02	1409083	12/09	158.906	159.914	154.347	155.009	153.966
Breakfast cereal.....	02	140909	12/11	138.218	140.686	140.686	140.686	140.686
Meats, poultry, and fish.....	02	2		231.828	227.894	229.393	235.914	241.350
Meats.....	02	21		244.406	236.760	238.379	243.526	246.566
Beef and veal products, fresh or frozen.....	02	2101		297.749	289.176	297.224	304.953	303.241
Beef, fresh/frozen variety meats, not canned or made into sausage, made in slaughtering plants.....	02	210126	06/08	238.945	242.394	249.955	256.763	263.035
Beef, fresh/frozen whole/half carcass, not canned or made into sausage, misp.....	02	210131	06/08	178.847	188.474	199.206	201.089	193.287
Beef, fresh/frozen, primal and subprimal cuts, made in slaughtering plants.....	02	210133	12/95	260.527	249.730	255.877	263.026	261.672
Lamb/mutton, fresh or frozen, not canned or made into sausage, made in slaughtering plants.....	02	2103		482.516	482.887	492.286	492.834	492.588
Lamb/mutton, fresh or frozen, not canned or made into sausage, made in slaughtering plants.....	02	210321	12/88	385.946	386.242	393.761	394.199	394.002
Pork products, fresh, frozen, or processed, except sausage.....	02	2104		187.160	177.781	171.243	173.101	178.055
Pork, fresh/frozen, unprocessed, all cuts, except sausage, made in slaughtering plants.....	02	210444	06/01	136.574	126.825	120.881	120.454	125.773
Pork, processed or cured, not canned or made into sausage.....	02	210447	06/01	171.584	168.341	164.511	169.500	170.902
Pork, processed or cured, not canned or made into sausage, made in slaughtering plants.....	02	2104471	06/08	198.442	194.792	182.882	200.537	189.342
Pork, processed or cured, not canned or made into sausage, mfpc.....	02	2104472	06/08	146.395	143.601	142.386	143.381	148.095
Pork, sweet-pickled, dry-cured, or dry salt, not canned or made into sausage, mfpc.....	02	21044721	09/16	126.675	126.946	125.890	125.845	125.989
Smoked hams and picnics, excluding canned, made from purchased carcasses.....	02	21044722	12/11	143.584	141.412	133.791	127.426	137.977
Smoked slab bacon, made from purchased carcasses.....	02	21044723	09/16	119.782	115.662	113.856	117.654	116.237
Smoked sliced bacon, made from purchased carcasses.....	02	21044724	12/11	114.862	110.816	113.305	118.148	122.264
Other smoked pork, not canned or made into sausage, made from purchased carcasses.....	02	21044725	12/11	123.670	124.121	122.534	123.225	122.229
Boiled ham, barbecue pork, and other cooked pork, excluding canned meats and sausage, mfpc.....	02	21044726	12/11	104.128	104.159	104.158	104.163	104.157
Other meats, fresh, frozen, or canned.....	02	2105		220.925	216.775	218.827	223.877	229.848
Fresh/processed sausage, deli & cooked meats, etc.....	02	210503	06/01	207.077	202.651	200.021	205.091	207.780
Fresh and processed sausage, deli, and cooked meats, made in slaughtering plants.....	02	2105031	06/08	228.423	222.340	218.040	220.162	226.316
Fresh and processed sausage, deli, and cooked meats, mfpc.....	02	2105032	06/08	176.569	172.920	170.823	175.506	177.467
Fresh sausage (pork sausage, breakfast links, etc.), excluding canned, mfpc.....	02	21050321	12/11	154.363	146.544	147.773	154.783	162.869
Dry or semidry sausage (salami, cervelat, pepperoni, summer sausage, pork roll, etc), mfpc.....	02	21050322	12/11	137.450	136.324	131.261	135.699	132.968
Frankfurters, including wieners, excluding canned, made from purchased carcasses.....	02	21050323	12/11	142.303	141.341	140.419	141.272	141.151
Other sausage (smoked or cooked) & jellied goods & similar preparations, excluding canned, mfpc.....	02	21050324	12/11	144.362	143.970	142.716	143.122	143.530
Boxed meat (beef, pork, lamb, etc.), made from purchased carcasses.....	02	210504	06/08	137.549	141.985	142.961	144.846	148.198
Canned meats, excluding dog, cat, and baby food.....	02	210579	12/88	279.858	283.655	288.256	283.579	293.894
Frozen ground meat patties and other processed, frozen, or cooked meats, mfpc.....	02	210586	12/01	157.628	151.127	156.042	160.847	167.271
Processed poultry.....	02	22		167.103	166.056	169.608	177.411	185.305

See footnotes at end of table.

Table 9. Producer price indexes for commodity and service groupings and individual items, not seasonally adjusted — Continued
 [April 2024, Index base 1982=100, unless otherwise indicated]

Title	Commodity code		Other index base	Unadjusted index ¹				
	Group code	Item code		Dec. 2023	Jan. 2024 ^P	Feb. 2024 ^P	Mar. 2024 ^P	Apr. 2024 ^P
Young chickens, including bulk, chilled, frozen, whole, and in parts.	02	2203		192.879	190.817	193.595	199.710	209.368
Young chickens, including bulk, chilled, frozen, whole, and in parts.	02	220333	12/90	190.543	188.506	191.250	197.291	206.832
Turkeys, including frozen, whole, and in parts.	02	2206		167.469	174.644	169.585	170.298	168.967
Turkeys, including frozen, whole, and in parts.	02	220611	12/90	166.223	173.346	168.323	169.032	167.710
Canned, cooked, smoked or prepared poultry.	02	2208		126.778	124.359	132.898	146.708	156.514
Canned, cooked, smoked or prepared poultry.	02	220811	12/90	104.178	102.190	109.207	120.555	128.613
Chicken hens and other poultry/small game.	02	2209	12/90	114.281	113.978	112.224	112.224	111.855
Other poultry/small game (duck, goose, rabbit, etc.).	02	220911	12/90	315.336	312.792	298.040	298.040	294.939
Unprocessed and prepared seafood.	02	23		407.527	431.530	415.708	425.164	437.800
Unprocessed finfish.	02	2301		609.607	893.738	550.816	584.955	833.547
Haddock.	02	230101		196.501	291.964	183.861	240.059	364.149
Halibut.	02	230102		581.636	1,240.777	708.986	1,179.948	774.182
Flounder.	02	230131	12/91	147.173	221.929	140.403	201.816	279.763
Cod.	02	230132	12/91	98.671	113.265	83.711	87.437	88.296
Pollock.	02	230133	12/91	310.500	262.451	235.425	202.043	249.032
Tuna.	02	230136	01/16	72.128	92.560	73.364	81.267	87.301
Other finfish.	02	230199	12/91	445.110	926.308	442.064	476.570	883.696
Unprocessed shellfish.	02	2305	12/91	269.525	290.452	305.898	324.055	308.072
Shrimp.	02	230501	12/91	76.783	82.357	82.436	82.432	82.354
Lobsters.	02	230503	12/91	214.203	257.123	313.726	364.339	334.543
Clams.	02	230504	12/91	266.205	272.090	266.585	266.585	266.585
Oysters.	02	230505	01/16	135.938	135.938	118.772	118.772	111.424
Sea scallops.	02	230506	01/16	114.569	116.124	115.176	113.957	109.792
Mussels.	02	230507	01/16	134.483	134.483	134.483	134.483	134.483
Prepared fresh and frozen seafood.	02	2306	12/11	126.745	127.007	128.066	129.711	130.088
Prepared fresh fish/seafood, inc. surimi/surimi-based products.	02	230601	12/11	137.103	138.339	139.230	138.820	139.160
Prepared frozen fish.	02	230602	12/11	113.734	113.440	114.481	115.949	116.483
Prepared frozen shellfish.	02	230603	12/11	119.780	120.773	122.648	122.755	124.193
Other prepared fresh and frozen seafood.	02	230604	12/11	148.571	148.076	148.631	155.950	154.836
Dairy products.	02	3		226.986	224.284	226.515	228.707	227.973
Fluid milk products.	02	31		293.405	288.350	288.486	293.766	294.769
Packaged fluid milk and related products.	02	3103	12/82	294.329	289.493	286.862	293.271	295.465
Fluid whole milk.	02	310301		274.893	267.687	264.551	270.742	273.449
Reduced fat and lowfat milk (1/2-2).	02	310302	12/82	303.435	299.888	296.626	303.998	305.721
Fat free or skim milk.	02	310303	12/82	302.374	306.913	302.994	307.556	307.965
Other fluid milk related products, packaged, incl. cartons, bottles, cans, and dispenser cans.	02	310304	12/82	323.150	316.406	316.032	322.402	325.239
Cottage cheese.	02	3104	12/82	313.160	313.333	313.726	315.084	314.911
Cottage cheese.	02	310401	12/82	313.160	313.333	313.726	315.084	314.911
Other milk products.	02	3105	12/82	243.865	243.442	243.259	244.194	241.832
Other milk products.	02	310501	12/82	243.865	243.442	243.259	244.194	241.832
Yogurt, excluding frozen.	02	3105011	12/11	121.160	121.265	121.196	121.194	121.220
Other packaged milk products.	02	3105012	12/11	147.661	146.787	146.634	148.112	144.339
Bulk fluid milk and cream.	02	3106	12/91	235.403	225.129	231.091	238.320	241.317
Bulk fluid milk and cream.	02	310601	12/91	235.403	225.129	231.091	238.320	241.317
Butter.	02	32		185.398	186.895	195.698	203.612	209.921
Butter.	02	3201		185.398	186.895	195.698	203.612	209.921
Butter.	02	320114	06/84	185.035	186.530	195.315	203.213	209.510
Natural, processed, and imitation cheese.	02	33		179.941	176.132	178.436	177.660	176.061
Natural cheese, except cottage cheese.	02	3302		170.588	167.325	169.138	168.215	166.415
Natural cheese, except cottage cheese.	02	330212	06/88	187.113	183.534	185.522	184.510	182.536
Natural cheese, except lowfat, shipped in consumer packages or containers (3 lbs or less).	02	3302121	12/07	132.869	132.076	132.189	132.167	132.187
Natural cheese, except lowfat, shipped in packages or containers (more than 3 lbs) or bulk.	02	3302122	12/07	89.422	86.667	88.455	87.114	85.361
Lowfat natural cheese, except cottage cheese, shipped in consumer packages (3 lbs. or less).	02	3302123	06/10	120.907	121.015	121.094	121.025	121.007
Lowfat natural cheese, except cottage cheese, shipped in packages (more than 3 lbs.) or in bulk.	02	3302124	06/10	117.125	111.781	114.931	114.605	110.963
Processed cheese and related products.	02	3303		182.305	174.853	178.646	178.538	177.701
Process cheese and related products.	02	330312	06/88	193.774	185.853	189.884	189.770	188.880
Process cheese, shipped in consumer packages or containers (3 lbs. or less).	02	3303121	06/10	124.624	121.323	124.100	124.292	122.385
All other process cheese and related products.	02	3303122	06/10	138.621	131.314	134.030	133.705	134.289
Process cheese shipped in packages or containers (more than 3 lbs.) or in bulk.	02	33031221	06/10	137.786	130.877	127.563	128.006	131.460
Cheese food, spread, and other related products.	02	33031225	12/11	110.167	104.075	111.063	110.190	108.347
Raw liquid whey.	02	3307	12/04	216.246	247.912	264.987	269.319	280.959
Raw liquid whey.	02	330701	12/04	216.246	247.912	264.987	269.319	280.959

See footnotes at end of table.

Table 9. Producer price indexes for commodity and service groupings and individual items, not seasonally adjusted — Continued

[April 2024, Index base 1982=100, unless otherwise indicated]

Title	Commodity code		Other index base	Unadjusted index ¹				
	Group code	Item code		Dec. 2023	Jan. 2024 ^P	Feb. 2024 ^P	Mar. 2024 ^P	Apr. 2024 ^P
Ice cream and frozen desserts.	02	34		286.489	286.849	287.201	286.813	287.023
Ice cream and frozen desserts.	02	3402	06/83	282.631	282.986	283.333	282.950	283.158
Ice cream and frozen desserts.	02	340201	06/83	282.631	282.986	283.333	282.950	283.158
Ice cream, excl. lowfat and nonfat (incl. custards), shipped in bulk (containers 3 gal or more).	02	3402011	12/11	137.275	136.725	136.327	137.668	138.427
Ice cream, incl. custards (excl. lowfat and nonfat) shipped in sizes less than 3 gallons.	02	3402012	12/11	129.936	130.323	130.323	129.902	129.846
Ice cream, including custards (excluding lowfat and nonfat), novelty forms.	02	3402013	12/11	137.817	137.723	138.281	138.588	138.775
Ice cream, including custards, lowfat and nonfat.	02	3402014	12/11	120.409	120.434	120.491	119.676	120.411
Frozen desserts containing fats other than butterfat (incl. soy, rice, almond, oats, etc.).	02	3402016	12/22	105.291	105.428	105.438	105.438	105.438
Other frozen desserts (yogurt, sherbet, water ices, mellorine, frozen pudding, gelato, etc.).	02	3402019	12/11	143.085	143.060	143.562	143.300	143.234
Dry, condensed, and evaporated milk products.	02	35		169.993	171.927	174.749	178.303	175.004
Dry milk products, including feed grade.	02	3502	12/83	142.969	144.607	148.286	150.991	146.797
Dry milk products, including feed grade.	02	350201	12/83	142.969	144.607	148.286	150.991	146.797
Liquid milk products.	02	3503	12/83	208.757	215.566	215.661	222.909	222.536
Consumer-type canned milk products.	02	350301	12/83	281.142	289.079	288.889	289.277	290.746
Bulk liquid milk products, including feed grade.	02	350303	12/83	119.363	124.583	124.979	139.199	136.866
Ice cream mixes and related products.	02	3505	06/02	170.953	166.135	164.162	165.666	167.558
Ice cream mixes and related products.	02	350502	06/02	170.953	166.135	164.162	165.666	167.558
Processed fruits and vegetables.	02	4		290.667	292.395	292.479	289.403	289.900
Canned fruits and juices.	02	41		300.553	305.441	306.288	304.985	304.527
Canned fruits, excluding baby foods.	02	4101		306.087	306.817	309.876	308.375	307.371
Canned fruits, excluding baby foods.	02	410105	12/87	269.627	270.269	272.964	271.642	270.758
Canned and fresh fruit juices, nectars, and concentrates.	02	4102		304.382	311.823	311.384	310.167	310.020
Canned and fresh fruit juices, nectars, and concentrates.	02	410239	12/87	250.565	256.690	256.329	255.326	255.206
Frozen fruits, juices and ades.	02	42		285.112	286.230	286.384	288.516	289.795
Frozen fruits.	02	4202		267.072	269.793	270.168	275.348	278.455
Frozen fruits.	02	420209	12/90	252.065	254.634	254.987	259.876	262.809
Canned vegetables and juices.	02	44		255.731	256.211	257.613	252.159	251.383
Canned vegetables and juices.	02	4401		255.731	256.211	257.613	252.159	251.383
Canned vegetables.	02	440102	12/87	281.294	282.205	280.580	278.478	276.045
Canned catsup and other tomato based sauces.	02	440127	12/87	226.849	227.018	230.480	222.650	222.859
Frozen vegetables.	02	45		314.952	314.258	312.475	311.406	314.620
Frozen potato products (French-fried, patties, puffs, etc.).	02	4502	12/90	342.264	342.264	337.307	335.006	342.647
Frozen potato products (French-fried, patties, puffs, etc.).	02	450202		431.063	431.063	424.820	421.921	431.545
Frozen vegetables, other than potato products.	02	4505	12/90	194.224	193.150	194.630	194.946	193.383
Frozen vegetables, other than potato products.	02	450509	06/97	190.741	189.687	191.141	191.450	189.916
Dried and dehydrated food.	02	48	12/03	217.086	220.102	219.010	214.673	214.832
Dried and dehydrated food.	02	4801	12/03	217.086	220.102	219.010	214.673	214.832
Dried and dehydrated food.	02	480101	12/03	217.086	220.102	219.010	214.673	214.832
Soup mixes (including dried/dehydrated/freeze-dried) and bouillon.	02	48010101	12/11	124.625	124.625	124.625	124.625	124.625
Dried and dehydrated fruits and vegetables, including freeze-dried.	02	48010102	12/11	148.280	149.439	149.237	147.271	147.421
Sugar and confectionery.	02	5		267.161	268.168	275.102	280.210	287.236
Raw cane sugar and sugar cane mill products and byproducts.	02	52		244.322	238.727	240.639	244.066	245.419
Raw cane sugar and sugarcane mill products and byproducts.	02	5201		244.322	238.727	240.639	244.066	245.419
Raw cane sugar and sugarcane mill products and byproducts.	02	520106	12/03	225.526	220.362	222.126	225.290	226.538
Refined sugar products and byproducts.	02	53		234.490	240.561	261.378	265.854	264.412
Refined sugar products and byproducts.	02	5307	12/02	195.241	200.296	217.628	221.355	220.154
Refined granulated cane sugar and byproducts.	02	530701	12/02	216.098	216.426	231.738	235.568	231.934
Beet sugar.	02	530702	12/02	180.334	189.496	208.808	212.503	213.360
Confectionery materials.	02	54		256.095	254.913	264.258	281.459	314.466
Confectionery materials.	02	5401		256.095	254.913	264.258	281.459	314.466
Corn sweeteners, made by wet milling.	02	540107	06/85	261.537	258.950	260.196	253.055	250.539
Chocolate coatings, made from cacao beans.	02	540108	06/83	250.903	251.269	268.989	304.985	343.274
Other chocolate and cocoa products, made from cacao beans.	02	540109	06/83	372.761	374.012	405.681	486.517	623.349
Confectionery end products.	02	55		306.268	307.173	309.730	311.259	312.872
Candy and nuts.	02	5503	06/83	275.567	276.440	278.907	280.382	281.937
Chocolate and chocolate-type confectionery products.	02	550301	06/83	279.542	279.156	284.299	283.267	288.245
Chocolate/chocolate-type confectionery prods, cacao beans.	02	5503011	12/11	134.827	134.864	140.279	140.279	140.279
Chocolate/confectionery products, made from purchased chocolate, not retailed.	02	5503014	12/11	120.514	120.309	122.026	121.496	124.051
Nonchocolate-type confectioneries.	02	550302	06/83	280.741	281.275	282.879	282.879	282.879
Nuts and seeds (salted, roasted, cooked or blanched).	02	550304	06/91	187.556	189.475	189.517	193.621	192.764

See footnotes at end of table.

Table 9. Producer price indexes for commodity and service groupings and individual items, not seasonally adjusted — Continued
 [April 2024, Index base 1982=100, unless otherwise indicated]

Title	Commodity code		Other index base	Unadjusted index ¹				
	Group code	Item code		Dec. 2023	Jan. 2024 ^P	Feb. 2024 ^P	Mar. 2024 ^P	Apr. 2024 ^P
Nuts (salted, roasted, cooked, or blanched), sold in bulk.....	02	5503041	06/08	112.627	113.985	113.958	116.719	116.160
Canned nuts (salted, roasted, cooked, or blanched).....	02	5503042	06/08	133.829	131.834	133.379	132.051	132.135
All other packaged nuts, including all types of seeds (salted, roasted, cooked, or blanched).....	02	5503043	06/08	170.921	170.370	170.572	170.575	170.300
Other confectionery-type products.....	02	550305	06/91	223.207	223.207	223.207	223.207	223.207
Beverages and beverage materials.....	02	6		251.837	255.114	257.237	257.866	257.527
Alcoholic beverages.....	02	61		219.809	220.350	220.477	221.278	221.550
Malt beverages.....	02	6101		232.425	233.907	234.007	234.527	235.042
Bottled beer and ale.....	02	610101		202.248	203.005	202.999	203.107	203.107
Canned beer and ale.....	02	610103		240.409	241.251	241.029	242.344	242.675
Beer and ale in barrels and kegs.....	02	610105	06/82	320.282	323.235	323.710	323.834	325.557
All other malt beverages and brewing products.....	02	610108	12/03	110.394	112.052	112.467	112.431	111.642
Distilled and bottled liquor, excluding brandy.....	02	6102		196.408	196.408	196.726	198.693	198.674
Distilled liquor, excluding brandy.....	02	610202	12/11	103.002	103.002	102.942	105.147	105.147
Distilled whiskey, all other distilled liquor, excluding brandy.....	02	6102022	12/11	118.767	118.767	118.698	121.241	121.241
Bottled liquor, excluding brandy.....	02	610204	12/11	104.448	104.448	104.819	104.818	104.800
Bottled whiskey.....	02	6102041	06/12	102.600	102.600	102.658	102.658	102.658
Bottled gin, vodka, rum, cordials, cocktails, and similar compounds....	02	6102042	06/12	105.054	105.054	105.939	105.937	105.886
Wines, brandy, and brandy spirits.....	02	6104	12/83	209.557	209.322	209.361	209.766	209.921
Wines, brandy, and brandy spirits.....	02	610441	06/06	133.648	133.498	133.522	133.781	133.879
Wines, white, red & rose grape, and other fruit, 14 percent or less alcohol.....	02	6104411	12/11	117.387	117.264	117.297	117.637	117.799
Wines, white grape, 14 percent or less alcohol content.....	02	61044111	12/11	118.736	118.781	118.726	119.002	119.148
Wines, red grape, 14 percent or less alcohol content.....	02	61044112	12/11	113.474	113.167	113.265	113.642	113.765
Wines, rose grape & other fruits & berries, 14 percent or less alcohol.....	02	61044113	12/11	144.182	144.420	144.913	145.730	146.972
Wines, dessert, effervescent, and wine coolers.....	02	6104412	12/11	132.598	132.375	132.449	128.420	128.970
Other wines, brandy, and brandy spirits.....	02	6104413	12/11	151.158	150.907	150.722	152.279	150.871
Soft drinks.....	02	62		278.961	288.166	294.106	294.682	293.960
Soft drinks, non-carbonated and bottled water.....	02	6206		234.464	243.657	247.119	246.596	246.725
Bottled water, non-carb, processed or pasteurized.....	02	620608	12/03	119.712	121.079	120.531	120.262	120.469
Soft drinks, non-carbonated.....	02	620609		248.559	262.393	270.729	270.185	270.033
Soft drinks, non-carbonated, iced tea and other types.....	02	6206093	12/07	132.896	136.236	141.886	143.099	142.355
Soft drinks, non-carbonated, fruit drinks, cocktails, ades.....	02	6206094	12/11	126.316	135.790	139.305	138.120	138.443
Soft drinks, carbonated, bottle/can, all types.....	02	6210	12/11	166.498	171.275	174.687	174.036	175.504
Soft drinks, carbonated, bottle/can, all types.....	02	621001	12/11	166.498	171.275	174.687	174.036	175.504
Soft drinks, energy and sport.....	02	6211	01/24	—	100.000	103.128	105.221	102.052
Soft drinks, energy and sport.....	02	621101	01/24	—	100.000	103.128	105.221	102.052
Packaged beverage materials.....	02	63		250.660	250.183	249.554	249.493	247.911
Coffee (whole bean, ground, & instant).....	02	6301		256.609	256.063	255.529	255.391	253.569
Coffee, concentrated, including coffee substitutes.....	02	630103		201.905	201.905	201.905	201.905	201.905
Roasted coffee.....	02	630104	06/88	226.432	225.937	225.452	225.327	223.674
Tea in consumer packages, exc. canned ice tea.....	02	6303		215.288	215.329	213.944	214.469	214.671
Tea in consumer packages, exc. canned ice tea.....	02	630313	12/85	182.555	182.589	181.414	181.860	182.031
Other beverage materials.....	02	64		331.608	327.301	327.473	328.291	327.660
Other beverage materials.....	02	6401		331.608	327.301	327.473	328.291	327.660
Malt and malt byproducts.....	02	640101		169.251	167.901	168.158	169.379	168.437
Liquid beverage bases, excluding use by soft drink bottlers.....	02	640109	12/85	309.485	284.596	284.596	284.596	284.596
Fats and oils.....	02	7		343.323	333.157	326.053	325.649	323.255
Shortening, cooking oil, and margarine.....	02	78		356.809	353.693	354.812	360.144	358.885
Shortening, cooking oil, and margarine.....	02	7801		356.809	353.693	354.812	360.144	358.885
Margarine, butter blends, and butter substitutes.....	02	780109		387.394	398.071	397.803	396.602	—
Shortening and cooking oils.....	02	780115	12/11	117.049	115.025	115.498	117.745	117.235
Other oilseed processing.....	02	7A	12/04	288.984	277.343	265.427	262.826	264.376
Other oilseed processing.....	02	7A01	12/04	288.984	277.343	265.427	262.826	264.376
Cotton linters.....	02	7A0104	12/11	31.190	31.502	31.846	31.846	32.158
Cottonseed cake, meal, hulls, and other byproducts.....	02	7A0105	12/11	108.809	106.407	105.016	104.233	102.450
Cottonseed cake and meal.....	02	7A01051	12/11	118.913	118.913	117.584	116.058	112.925
Other crude and refined vegetable oils and other vegetable mill products.....	02	7A0106	12/11	190.912	189.061	187.881	186.724	186.573
Other crude vegetable oils, including linseed, peanut, sunflower, safflower, etc.....	02	7A01061	12/11	235.346	233.972	232.282	231.570	231.570
Other vegetable oil mill products, including all oil seed cake and meal.....	02	7A01063	12/11	113.252	111.851	111.351	110.469	110.287
Corn oil, crude and refined.....	02	7B	01/16	192.049	178.650	172.007	166.320	155.143
Corn oil, made by wet milling.....	02	7B01	01/16	192.049	178.650	172.007	166.320	155.143
Corn oil, made by wet milling.....	02	7B0101	01/16	192.049	178.650	172.007	166.320	155.143

See footnotes at end of table.

Table 9. Producer price indexes for commodity and service groupings and individual items, not seasonally adjusted — Continued
 [April 2024, Index base 1982=100, unless otherwise indicated]

Title	Commodity code		Other index base	Unadjusted index ¹				
	Group code	Item code		Dec. 2023	Jan. 2024 ^P	Feb. 2024 ^P	Mar. 2024 ^P	Apr. 2024 ^P
Miscellaneous processed foods.....	02	8		289.059	290.263	294.705	296.915	295.270
Canned jams, jellies, and preserves.....	02	81		243.904	243.882	243.659	243.598	243.950
Canned jams, jellies, and preserves.....	02	8101		243.904	243.882	243.659	243.598	243.950
Canned jams, jellies, and preserves.....	02	810102	12/87	215.876	215.856	215.659	215.605	215.917
Pickles and other pickled products, including horseradish.....	02	82		306.904	306.904	307.542	307.542	307.542
Pickles and other pickled products.....	02	8201		306.904	306.904	307.542	307.542	307.542
Pickles and other pickled products, including horseradish.....	02	820106	12/86	274.305	274.305	274.876	274.876	274.876
Specialty canning.....	02	84		329.096	330.311	330.738	330.739	330.990
Specialty canning.....	02	8401		329.096	330.311	330.738	330.739	330.990
Canned dry beans.....	02	840102	12/82	222.918	222.982	223.113	222.925	223.425
Canned soups and stews, excluding frozen and seafood.....	02	840104	12/82	446.982	449.606	449.646	449.308	449.652
Canned baby foods and other canned specialties/nationality foods.....	02	840105	06/08	151.800	151.746	152.484	152.856	152.854
Frozen specialty food.....	02	85		231.849	233.371	233.815	233.557	233.350
Frozen specialty food.....	02	8501		231.849	233.371	233.815	233.557	233.350
Frozen cakes, pies, and other pastries.....	02	850109	12/82	340.314	351.514	350.185	348.944	349.004
Frozen dinners (beef, pork, and poultry pies) and nationality foods, incl. frozen pizza.....	02	850111	12/82	186.135	185.946	185.685	186.198	185.328
Other frozen specialties, incl. all whipped topping, waffles, soups, etc., excluding seafood.....	02	850113	12/82	289.703	288.607	295.499	291.891	295.461
Prepared sauces, except tomato.....	02	86		259.894	260.953	262.378	262.378	265.447
Prepared sauces, excluding tomato-based sauces and sauces comprised of 20 percent or more meat.....	02	8601		259.894	260.953	262.378	262.378	265.447
Prepared sauces, excluding tomato-based sauces and sauces comprised of 20 percent or more meat.....	02	860103	12/86	215.544	216.422	217.604	217.604	220.149
Other miscellaneous processed foods.....	02	89		316.013	317.297	320.822	326.345	322.880
Other miscellaneous processed foods.....	02	8901		316.013	317.297	320.822	326.345	322.880
Mayonnaise, salad dressings, and sandwich spreads.....	02	890102	12/86	295.709	295.386	294.578	294.593	294.593
Dry mix food preparations.....	02	890148	06/91	161.803	162.076	162.076	161.840	161.840
Perishable non-frozen prepared food, including tortillas.....	02	890149	06/91	188.054	188.623	189.588	190.265	194.432
Perishable prepared foods.....	02	8901492	12/07	132.140	131.923	132.457	133.093	137.031
Flavoring extracts, emulsions, liquid flavors, and food colorings.....	02	890151	12/85	347.837	352.921	352.921	352.921	352.921
Other flavoring agents, except chocolate syrup.....	02	890154	12/00	167.225	172.022	177.232	172.581	168.198
Soft drink flavoring syrup, sold in bulk.....	02	89015411	12/11	155.855	164.563	164.563	164.533	164.533
Other flavoring agents (except chocolate syrups).....	02	89015412	12/11	131.144	133.363	133.396	133.396	133.396
Table salt (evaporated), pepper (white and black), and other spices.....	02	890156	06/91	281.316	282.163	288.255	289.103	289.595
Pepper and other spices in commercial sizes (1 lb or more).....	02	8901566	05/17	110.915	112.141	112.141	113.366	114.077
Peanut butter.....	02	890158	06/91	167.577	165.363	163.741	160.422	159.226
Ice.....	02	890161	12/85	290.701	286.621	286.751	286.751	286.751
Dairy product alternatives, including plant-based.....	02	890162	06/92	197.534	197.301	197.235	196.903	197.138
Dry, condensed, and evaporated dairy product alternatives, including plant-based.....	02	8901621	12/09	135.522	135.474	135.471	136.461	136.471
Liquid dairy product alternatives, including plant-based.....	02	8901622	12/09	126.933	126.689	126.611	125.376	125.655
Perishable beverage dairy milk alternatives, including plant-based.....	02	89016221	09/23	99.916	99.916	99.866	98.651	98.651
All other liquid dairy product alternatives, including plant-based.....	02	89016222	09/23	100.393	99.433	99.326	99.319	100.418
Chips (potato, corn, etc.).....	02	890172	12/85	303.188	303.327	308.480	328.244	316.084
Potato chips and sticks, plain and flavored.....	02	8901721	12/07	172.808	172.808	174.826	179.309	181.021
Corn chips and related products.....	02	8901722	12/07	207.464	207.455	210.910	241.833	214.358
Other chips, sticks (hard pretzels, bacon rinds, popcorn (except candied), etc.).....	02	8901723	12/07	188.971	189.280	193.898	197.782	197.782
Vinegar and cider.....	02	890174	12/85	203.179	203.179	203.602	203.602	203.602
Other food preparations.....	02	890175	12/85	309.268	308.580	312.616	310.348	307.612
Prepared animal feeds.....	02	9		242.711	238.749	234.954	232.503	231.184
Soybean cake, meal, and other byproducts.....	02	92		150.995	144.348	141.229	139.504	137.198
Soybean cake, meal, and byproducts.....	02	9201		150.995	144.348	141.229	139.504	137.198
Soybean cake, meal, and byproducts.....	02	920112	12/04	184.176	176.068	172.264	170.159	167.347
Soybean cake and meal.....	02	9201121	12/09	102.351	98.498	96.715	95.421	94.741
Other soybean products, including isolates and concentrates.....	02	9201122	12/09	181.389	163.872	155.289	155.024	139.365
Formula feeds.....	02	93		261.716	260.364	253.230	248.286	246.573
Formula feeds.....	02	9301		261.716	260.364	253.230	248.286	246.573
Chicken and turkey feed, supplements, concentrates, and premixes.....	02	930102	12/86	255.693	249.641	239.857	233.909	231.443
Dairy cattle feed, supplements, concentrates, and premixes.....	02	930110	12/11	121.599	124.165	118.609	115.041	112.761
Swine feed, supplements, concentrates, and premixes.....	02	930115	12/11	118.504	118.973	117.362	117.283	119.212
Beef cattle feed, supplements, concentrates, and premixes.....	02	930117	12/11	120.765	120.082	119.375	116.581	115.075
Poultry, exc. chicken and turkey, and livestock, exc. cattle and swine, feed.....	02	930118	12/86	355.838	355.977	354.353	352.077	352.497
Miscellaneous feedstuffs.....	02	94		327.679	322.716	320.246	318.721	318.040
Pet food.....	02	9402		359.072	358.356	360.077	359.953	359.725

See footnotes at end of table.

Table 9. Producer price indexes for commodity and service groupings and individual items, not seasonally adjusted — Continued
 [April 2024, Index base 1982=100, unless otherwise indicated]

Title	Commodity code		Other index base	Unadjusted index ¹				
	Group code	Item code		Dec. 2023	Jan. 2024 ^P	Feb. 2024 ^P	Mar. 2024 ^P	Apr. 2024 ^P
Dog and cat food.....	02	940202	12/85	309.745	309.724	311.566	311.566	311.568
Dog food.....	02	9402021	12/10	157.307	157.291	158.267	158.267	158.269
Canned dog food.....	02	94020211	12/10	182.565	182.565	186.151	186.151	186.151
Dry and semi moist dog food.....	02	94020214	12/11	144.265	144.246	144.687	144.687	144.689
Cat food.....	02	9402022	12/10	164.486	164.486	165.366	165.366	165.366
Canned cat food.....	02	94020224	12/11	166.326	166.326	167.111	167.111	167.111
Dry and semi moist cat food.....	02	94020225	12/10	152.098	152.098	152.936	152.936	152.936
Pet (excluding dog and cat), laboratory, and fur animal feed.....	02	940203	12/85	274.601	266.290	262.940	261.457	258.687
Miscellaneous feedstuffs other than pet food.....	02	9403		287.854	279.055	272.736	269.947	268.863
Meat meal and meat and bone meal.....	02	940301		198.064	167.805	151.130	147.966	142.559
Wet process corn byproducts.....	02	940317	06/85	193.336	194.559	188.065	181.407	174.779
Other animal feeds, including fertilizer byproducts and feather.....	02	940325	12/97	209.051	204.832	200.068	195.739	194.330
Animal and marine feed and fertilizer byproducts, except meat and bone meal.....	02	9403252	06/09	114.469	110.388	106.218	103.101	101.830
Other prepared animal feeds, including feeding materials and adjuncts.....	02	9403253	06/09	120.980	119.982	118.497	116.601	116.192
Miscellaneous byproducts of slaughtering plants.....	02	940333	06/01	501.358	484.696	481.769	487.077	493.802
Distillers' dried grains (dark and light) and dried solubles.....	02	940334	12/22	88.443	89.451	87.112	83.358	82.144
Textile products and apparel.....	03	—		184.592	184.747	184.756	186.976	186.437
Synthetic fibers.....	03	1		163.556	160.979	161.658	169.964	165.542
Unprocessed filament yarns.....	03	15		169.475	166.805	167.509	176.115	171.533
Noncellulosic and cellulosic organic fibers.....	03	1504	05/22	104.497	102.851	103.285	108.592	105.766
Noncellulosic fibers.....	03	150401		156.136	153.306	153.909	163.378	158.329
Noncellulosic organic fibers.....	03	1504014	06/05	138.944	135.867	136.713	147.742	141.915
Polyester manufactured fibers.....	03	15040147	06/11	121.246	122.833	122.828	122.313	122.318
Other noncellulosic organic fibers, incl. polyamide, polyolefin, and producer-textured.....	03	15040149	06/11	130.560	125.484	126.659	142.206	134.129
Processed yarns and threads.....	03	2		174.906	175.567	175.003	176.319	176.785
Yarns.....	03	26		168.631	169.284	168.727	170.027	170.489
Spun cotton yarns.....	03	2601		152.708	152.708	152.708	156.211	156.211
Spun cotton yarns.....	03	260115	05/22	81.023	81.023	81.023	82.882	82.882
Spun synthetic yarns.....	03	2603		160.728	160.728	160.728	160.728	160.728
Spun synthetic yarns.....	03	260304	12/94	144.066	144.066	144.066	144.066	144.066
Textured and twisted yarns.....	03	2604	12/88	173.718	175.112	174.345	174.327	175.285
Textured and twisted yarns.....	03	260405	05/22	91.972	92.710	92.304	92.294	92.802
Other spun noncellulosic and natural fiber (excluding cotton and wool) yarns.....	03	2607	06/08	137.797	137.797	135.914	135.914	135.914
Other spun noncellulosic and natural fiber (excluding cotton and wool) yarns.....	03	260701	06/08	137.797	137.797	135.914	135.914	135.914
Greige fabrics.....	03	3		170.741	170.827	169.580	169.594	169.916
Greige broadwoven fabrics.....	03	37		175.380	175.269	175.212	175.329	175.826
Greige manmade, silk, and other natural fiber (exc cotton/wool) broadwoven fabrics.....	03	3703		169.115	168.927	168.929	169.234	169.540
Greige manmade, silk, and other natural fiber (exc cotton/wool) broadwoven fabrics.....	03	370304	12/94	148.603	148.438	148.439	148.707	148.976
Greige knit fabrics.....	03	38		194.604	194.604	194.604	194.066	194.066
Weft (circular) knit fabrics, greige goods (excluding hosiery).....	03	3803		173.252	173.252	173.252	173.252	173.252
Weft (circular) knit fabrics, greige goods (excluding hosiery).....	03	380301		173.252	173.252	173.252	173.252	173.252
Warp knit fabrics, greige goods (excluding hosiery).....	03	3804		224.317	224.317	224.317	223.218	223.218
Warp knit fabrics, greige goods (excluding hosiery).....	03	380401		224.317	224.317	224.317	223.218	223.218
Tire cord and tire fabric.....	03	39	06/84	145.864	146.515	141.500	141.500	141.500
Tire cord and tire fabrics.....	03	3901	06/84	145.864	146.515	141.500	141.500	141.500
Tire cord and tire fabrics.....	03	390101	06/84	145.864	146.515	141.500	141.500	141.500
Finished fabrics.....	03	4		202.056	202.285	202.428	203.458	203.943
Finished broadwoven fabrics.....	03	42		209.554	209.369	210.095	212.057	213.165
Finished cotton broadwoven fabrics.....	03	4201		195.613	196.064	195.137	195.680	195.613
Finished cotton broadwoven fabrics.....	03	420104	12/94	173.212	173.611	172.790	173.271	173.212
Finished manmade, silk, and other natural fiber (exc. cotton and wool) broadwoven fabrics.....	03	4203		219.663	219.098	220.824	223.722	225.576
Finished manmade, silk, and other natural fiber (exc. cotton and wool) broadwoven fabrics.....	03	420306	12/94	180.849	180.383	181.805	184.190	185.716
Finished manmade, silk, & natural fiber (exc cotton/wool) broadwoven, finished in weaving mills.....	03	4203061	06/10	124.167	124.608	125.228	125.228	125.411
Finished manmade fiber, silk and other natural fiber broadwoven fabrics, finishing mill.....	03	4203062	06/10	166.201	165.140	166.742	170.300	172.423
Woven and braided narrow fabrics.....	03	44		267.252	269.304	269.484	268.386	270.166
Woven and braided narrow fabrics.....	03	4402	06/84	267.252	269.305	269.484	268.387	270.166
Woven narrow fabrics (12 inches or less in width).....	03	440204	12/89	227.793	229.848	230.028	228.809	230.592

See footnotes at end of table.

Table 9. Producer price indexes for commodity and service groupings and individual items, not seasonally adjusted — Continued
 [April 2024, Index base 1982=100, unless otherwise indicated]

Title	Commodity code		Other index base	Unadjusted index ¹				
	Group code	Item code		Dec. 2023	Jan. 2024 ^P	Feb. 2024 ^P	Mar. 2024 ^P	Apr. 2024 ^P
Braided narrow fabrics (12 inches or less in width).....	03	440205	12/08	225.677	225.684	225.684	226.355	226.355
Nonwoven fabrics and felts.....	03	45		203.606	203.788	204.005	204.526	204.587
Nonwoven fabrics and felts.....	03	4503		203.606	203.788	204.005	204.526	204.587
Nonwoven fabrics.....	03	450321		202.710	202.902	203.091	203.635	203.706
Pressed, punched, or needled felts, excluding hats.....	03	450333	12/01	133.702	133.702	134.136	134.200	134.136
Coated fabrics, not rubberized.....	03	46	06/85	261.905	261.955	261.412	261.663	262.711
Coated fabrics, not rubberized.....	03	4601	06/85	261.905	261.955	261.412	261.663	262.711
Vinyl coated fabrics, including expanded vinyl coated.....	03	460102	06/85	247.315	247.487	246.815	246.862	246.745
Coated or laminated fabrics and coated yarns, incl. impregnated fabrics.....	03	460103	06/85	271.977	271.977	271.480	271.820	273.371
Screen printed textile materials, embroideries, and lace goods.....	03	47	06/85	222.736	223.105	223.145	224.984	225.459
Screen printed textile and apparel materials and embroideries.....	03	4701	06/85	223.032	223.403	223.444	225.292	225.770
Embroideries (excluding Schiffli machine products) and embroidery contractors.....	03	470103	12/11	131.705	133.985	134.111	134.614	135.029
Screen printing on garments, apparel accessories, and other fabric articles, excluding labels.....	03	470108	12/85	222.932	222.499	222.499	224.591	225.020
Knit fabrics, finished in knitting mills.....	03	48	12/03	172.436	172.683	172.910	173.133	172.878
Weft (circular) knit fabrics, knit and finished in the same establishment (excluding hosiery).....	03	4801	12/03	198.631	198.631	198.966	198.894	198.462
Weft (circular) knit fabrics, knit and finished in the same establishment (excluding hosiery).....	03	480101	12/03	198.631	198.631	198.966	198.894	198.462
Warp knit goods, knit and finished in the same establishment.....	03	4802	12/03	151.903	152.379	152.511	153.007	152.908
Warp knit goods, knit and finished in the same establishment.....	03	480201	12/03	151.903	152.379	152.511	153.007	152.908
Warp knit fabrics, knit and finished in same establishment.....	03	4802011	06/08	169.432	169.973	170.123	170.687	170.574
Apparel & other fabricated textile prods.....	03	8		179.556	181.121	181.332	181.747	182.161
Apparel.....	03	81		156.882	158.935	159.113	159.127	159.451
Miscellaneous apparel and accessories.....	03	8104	12/83	227.606	230.260	230.756	230.756	232.913
Men's and boys' fabric, straw, and felt hats, made from purchased materials.....	03	810414	12/09	178.930	180.640	180.640	180.640	189.853
Hat bodies and fabric caps, made from purchased materials.....	03	810416	12/09	186.260	196.521	196.521	196.521	196.521
Gloves and mittens, made from purchased materials.....	03	810424	12/11	149.509	149.509	149.509	149.509	149.509
Leather and sheep-lined apparel, made from purchased materials.....	03	810428	12/03	201.069	201.069	202.935	202.935	202.935
Apparel and accessories, n.e.c.....	03	810441	12/85	190.556	192.760	193.275	193.275	193.275
All other cut and sew apparel, made from purchased materials.....	03	81044118	12/22	103.371	105.079	105.477	105.477	105.477
Fabricated apparel accessories.....	03	8104412	06/09	147.765	147.765	147.765	147.765	147.765
All other apparel accessories, made from purchased materials.....	03	81044125	12/11	141.426	141.426	141.426	141.426	141.426
Women's, girls', and infants' cut and sew apparel.....	03	8106	12/03	106.259	108.601	108.601	108.620	108.653
Women's and girls' blouses and shirts, made from purchased fabrics.....	03	810603	12/22	96.699	98.666	98.668	98.668	98.668
Women's and girls' dresses, made from purchased fabrics.....	03	810611	12/03	98.972	103.578	103.578	103.578	103.628
Women's and girls' lingerie and nightwear, made from purchased fabrics.....	03	810647		161.591	161.591	161.591	161.591	161.591
Women's and girls' other outerwear, made from purchased fabrics.....	03	810661	12/22	100.811	100.811	100.811	100.874	100.874
Men's and boys' cut and sew apparel.....	03	8107	12/03	137.849	139.066	139.425	139.440	139.030
Men's and boys' pants, except work pants, made from purchased fabrics.....	03	810703	12/22	-	-	-	-	92.859
Men's and boys' work clothing, made from purchased fabrics.....	03	810713	12/22	102.508	102.508	102.707	102.707	-
Men's and boys' shirts, except work shirts, made from purchased fabrics.....	03	810723	12/22	100.654	102.200	102.373	102.373	102.373
Men's and boys' suits, coats, and overcoats, made from purchased fabrics.....	03	810735	12/13	125.429	125.429	125.767	125.767	125.767
Men's and boys' other outerwear, made from purchased fabrics.....	03	810744	12/22	95.063	100.495	101.221	101.261	101.374
Men's and boys' nightwear, robes, and underwear, made from purchased fabrics.....	03	810761	12/03	161.698	161.698	161.698	162.352	162.352
Apparel made in knitting mills.....	03	8108	12/03	124.587	124.580	124.580	124.580	124.580
Knit outerwear, underwear, and nightwear, made in knitting mills.....	03	810808	05/16	112.457	112.457	112.457	112.457	112.457
Hosiery and socks.....	03	810831	05/20	107.641	107.632	107.632	107.632	107.632
Textile house furnishings.....	03	82		182.094	182.172	183.904	183.571	183.959
Textile house furnishings.....	03	8203	06/83	196.138	196.222	198.087	197.729	198.146
Curtains and draperies, made from purchased materials.....	03	820304	12/05	152.045	152.045	153.618	153.618	153.618
Other textiles, including towels and bed textiles.....	03	820312	06/05	145.197	145.282	146.618	146.255	146.679
Fabricated textile products, made in weaving mills.....	03	8203121	06/11	99.657	100.180	106.899	104.089	107.364
Other household textile products.....	03	8203122	06/11	131.248	131.265	131.728	131.728	131.728
Bedsprings, made from purchased materials.....	03	82031221	12/11	139.542	139.542	139.542	139.542	139.542
Sheets and pillowcases, made from purchased materials.....	03	82031223	12/11	157.610	157.610	157.610	157.610	157.610
Other household furnishings, made from purchased materials.....	03	82031226	12/11	126.145	126.165	126.690	126.690	126.690
Industrial and other fabricated products.....	03	83		223.242	225.021	224.678	225.893	226.464
Industrial and other fabricated products.....	03	8303		222.369	224.141	223.800	225.010	225.579
Rope, cordage, and twine.....	03	830321	06/12	135.260	136.613	136.627	137.298	137.003
Duffle bags.....	03	830333	06/10	-	-	158.895	158.895	158.895

See footnotes at end of table.

Table 9. Producer price indexes for commodity and service groupings and individual items, not seasonally adjusted — Continued
 [April 2024, Index base 1982=100, unless otherwise indicated]

Title	Commodity code		Other index base	Unadjusted index ¹				
	Group code	Item code		Dec. 2023	Jan. 2024 ^P	Feb. 2024 ^P	Mar. 2024 ^P	Apr. 2024 ^P
All other textile bags.....	03	830334	06/10	152.958	157.046	157.046	157.046	157.046
Canvas and related products.....	03	830345	06/03	186.122	186.492	186.492	187.826	189.160
All other fabricated textile products, excluding trimming and findings....	03	830351	12/85	176.886	178.872	178.204	178.351	178.044
All other miscellaneous fabricated textile products.....	03	8303516	09/18	127.682	129.927	129.170	129.277	129.055
Trimming and findings, excluding automobile and apparel.....	03	830361	12/06	199.709	205.889	205.889	221.531	222.035
Miscellaneous textile products/services.....	03	9	06/85	198.354	198.245	196.757	198.329	197.600
Miscellaneous textile products/services.....	03	94	09/18	135.538	135.463	134.447	135.521	135.023
Miscellaneous textile products/services.....	03	9401	09/18	135.538	135.463	134.447	135.521	135.023
Textile and fabric finishing, except broadwoven.....	03	940103	12/01	158.654	158.373	154.529	152.225	149.303
Hides, skins, leather, and related products.....	04	—		178.054	179.292	177.745	177.741	177.843
Hides and skins, incl. cattle.....	04	1		102.552	105.699	97.241	96.501	95.554
Hides and skins, incl. cattle.....	04	19	06/01	46.951	48.391	44.519	44.180	43.746
Hides, skins, and pelts, made in slaughtering plants.....	04	1901	06/01	46.951	48.391	44.519	44.180	43.746
Hides, skins, and pelts, made in slaughtering plants.....	04	190108	06/01	46.951	48.391	44.519	44.180	43.746
Leather.....	04	2		201.647	202.757	203.039	204.111	203.678
Finished and unfinished leather.....	04	27	12/97	110.543	111.152	111.306	111.894	111.657
Finished and unfinished leather.....	04	2701	12/97	110.543	111.152	111.306	111.894	111.657
Finished and unfinished leather.....	04	270102	12/03	92.212	92.719	92.848	93.339	93.141
Footwear.....	04	3		251.365	251.767	253.359	253.394	255.506
Men's nonathletic footwear.....	04	31		293.315	293.799	296.769	296.834	298.535
Men's footwear (size 6 and larger), excluding athletic.....	04	3105	12/93	204.549	204.887	206.958	207.003	208.189
Men's footwear (size 6 and larger), excluding athletic.....	04	310501	12/93	204.703	205.041	207.114	207.160	208.346
Women's nonathletic footwear.....	04	32		194.389	194.898	194.898	194.898	199.208
Women's footwear (size 4 and larger), excluding athletic.....	04	3205	12/93	151.979	152.377	152.377	152.377	155.746
Women's footwear (size 4 and larger), excluding athletic.....	04	320501	12/93	151.896	152.293	152.293	152.293	155.661
Other footwear including slippers.....	04	39	12/02	172.660	172.660	172.660	172.660	—
Other footwear, excluding rubber and plastic soled footwear.....	04	3901	12/02	172.660	172.660	172.660	172.660	—
Other footwear, excluding rubber and plastic soled footwear.....	04	390104	12/11	153.462	153.462	153.462	153.462	—
Other leather and related products.....	04	4		223.515	223.776	225.428	225.449	225.449
Luggage and small leather goods.....	04	41		204.354	204.460	207.227	207.262	207.262
Luggage and small leather goods.....	04	4101		204.354	204.460	207.227	207.262	207.262
Luggage (including suitcases, travel bags, backpacks, and other types).....	04	410112	12/84	163.265	163.425	167.601	167.601	167.601
Women's and children's handbags and purses.....	04	410128	06/82	197.316	197.316	197.316	197.397	197.397
Personal leather goods (excluding women's handbags and purses).....	04	410132	06/82	204.766	204.766	204.766	204.766	204.766
Leather and leather-like goods, n.e.c.....	04	45	06/85	231.643	232.094	232.094	232.094	232.094
Leather and leather-like goods, n.e.c.....	04	4501	06/85	231.643	232.094	232.094	232.094	232.094
All other leather goods.....	04	450101	06/85	257.701	258.250	258.250	258.250	258.250
Boot and shoe cut stock and findings.....	04	4501011	12/11	121.156	121.156	121.156	121.156	121.156
All other miscellaneous leather goods.....	04	4501014	12/11	156.826	157.202	157.202	157.202	157.202
Leather belts, made from purchased materials.....	04	450111	06/85	176.127	176.141	176.141	176.141	176.141
Fuels and related products and power.....	05	—		217.245	220.671	230.562	229.519	235.408
Coal.....	05	1		285.070	286.183	303.940	271.070	270.345
Coal.....	05	13		285.070	286.183	303.940	271.070	270.345
Coal.....	05	1301		285.070	286.183	303.940	271.070	270.345
Unprepared bituminous coal and lignite (utility sold).....	05	130101		183.441	177.671	188.171	169.579	169.654
Unprepared bituminous coal and lignite from surface mine (utility sold).....	05	1301011	06/08	146.504	138.091	144.164	137.504	137.502
Unprepared bituminous coal and lignite from underground mine (utility sold).....	05	1301012	12/22	112.504	112.491	121.073	102.084	102.187
Prepared bituminous coal and lignite (utility sold).....	05	130102	12/01	319.280	325.015	351.435	303.572	302.859
Prepared bituminous coal & lignite, from surface mine (utility sold)....	05	1301021	06/08	153.017	166.768	172.236	132.987	133.363
Prepared bituminous coal & lignite, from underground mine (utility sold).....	05	1301022	06/08	196.747	194.169	214.446	194.013	193.174
Coal exports.....	05	130103	12/22	92.026	88.183	85.411	86.199	85.667
Coal non-utility sold (including anthracite).....	05	130104	12/86	371.285	371.383	377.186	377.407	375.275
Gas fuels.....	05	3		119.624	133.696	110.761	88.585	90.819
Natural gas.....	05	31		91.617	106.702	79.310	51.105	50.657
Natural gas.....	05	3101		91.617	106.702	79.310	51.105	50.657
Natural gas.....	05	310105	06/96	116.116	135.235	100.518	64.771	64.203
Natural gas from the wellhead.....	05	3101051	06/09	62.679	74.149	54.406	36.046	36.144
Natural gas from processing facilities.....	05	3101052	06/09	78.190	83.480	66.717	36.476	33.426
Liquefied petroleum gas.....	05	32		151.829	157.135	156.669	161.231	170.360

See footnotes at end of table.

Table 9. Producer price indexes for commodity and service groupings and individual items, not seasonally adjusted — Continued

[April 2024, Index base 1982=100, unless otherwise indicated]

Title	Commodity code		Other index base	Unadjusted index ¹				
	Group code	Item code		Dec. 2023	Jan. 2024 ^P	Feb. 2024 ^P	Mar. 2024 ^P	Apr. 2024 ^P
Liquefied petroleum gas.....	05	3201		151.829	157.135	156.669	161.231	170.360
Isopentane and natural gasoline.....	05	320102	06/09	81.429	83.654	90.089	102.341	102.379
Propane.....	05	320104		142.890	159.717	174.661	152.518	156.665
Butane.....	05	320105		137.704	136.424	137.389	129.959	131.114
Plant condensate, ethane, gas mixtures, and other natural gas liquids...	05	320108	06/09	50.600	51.863	49.183	52.550	57.296
Electric power.....	05	4		262.305	265.792	267.407	267.706	265.889
Residential electric power.....	05	41	12/90	223.751	227.963	227.728	229.565	228.442
Residential electric power.....	05	4121	12/90	223.751	227.963	227.728	229.565	228.442
Residential electric power.....	05	412101	12/90	223.751	227.963	227.728	229.565	228.442
Residential electric power, New England.....	05	4121011	12/07	196.861	215.067	215.318	215.318	206.820
Residential electric power, Middle Atlantic.....	05	4121012	12/07	140.107	147.440	147.910	148.554	145.348
Residential electric power, East North Central.....	05	4121013	12/07	168.932	176.810	177.377	177.163	178.812
Residential electric power, West North Central.....	05	4121014	12/07	135.810	133.737	135.141	136.786	140.740
Residential electric power, South Atlantic.....	05	4121015	12/07	152.614	152.496	152.933	152.352	152.747
Residential electric power, East South Central.....	05	4121016	12/07	155.368	158.463	156.012	161.045	156.626
Residential electric power, West South Central.....	05	4121017	12/07	141.847	138.045	135.876	138.490	136.160
Residential electric power, Mountain.....	05	4121018	12/07	132.493	132.147	132.147	136.153	136.153
Residential electric power, Pacific.....	05	4121019	12/07	231.533	238.731	238.717	240.985	242.092
Commercial electric power.....	05	42		245.086	247.466	248.174	248.589	246.776
Commercial electric power.....	05	4221	12/90	214.517	216.600	217.220	217.583	215.996
Commercial electric power.....	05	422101	12/90	214.517	216.600	217.220	217.583	215.996
Commercial electric power, New England.....	05	4221011	12/07	178.691	187.635	187.741	187.741	183.522
Commercial electric power, Middle Atlantic.....	05	4221012	12/07	136.601	126.628	126.742	122.965	116.594
Commercial electric power, East North Central.....	05	4221013	12/07	153.651	159.861	161.313	160.667	161.698
Commercial electric power, West North Central.....	05	4221014	12/07	134.090	133.949	136.879	137.312	142.777
Commercial electric power, South Atlantic.....	05	4221015	12/07	128.919	128.482	128.416	128.729	128.682
Commercial electric power, East South Central.....	05	4221016	12/07	144.056	146.257	146.030	148.493	147.897
Commercial electric power, West South Central.....	05	4221017	12/07	129.930	126.044	126.810	129.324	126.188
Commercial electric power, Mountain.....	05	4221018	12/07	144.267	142.926	142.926	146.643	146.643
Commercial electric power, Pacific.....	05	4221019	12/07	201.864	218.033	218.002	218.856	219.382
Industrial electric power.....	05	43		295.404	297.248	306.894	301.216	297.909
Industrial electric power.....	05	4321	12/90	248.391	249.941	258.052	253.278	250.497
Industrial electric power.....	05	432101	12/90	248.391	249.941	258.052	253.278	250.497
Industrial electric power, New England.....	05	4321011	12/07	178.295	186.303	195.488	178.749	151.548
Industrial electric power, Middle Atlantic.....	05	4321012	12/07	147.786	148.014	152.234	149.359	144.954
Industrial electric power, East North Central.....	05	4321013	12/07	235.822	245.514	256.149	253.568	261.314
Industrial electric power, West North Central.....	05	4321014	12/07	140.971	143.947	143.461	142.985	148.782
Industrial electric power, South Atlantic.....	05	4321015	12/07	122.903	123.626	123.872	124.752	125.101
Industrial electric power, East South Central.....	05	4321016	12/07	137.314	137.333	139.055	138.924	140.480
Industrial electric power, West South Central.....	05	4321017	12/07	119.399	118.412	116.074	118.867	114.935
Industrial electric power, Mountain.....	05	4321018	12/07	166.871	155.673	196.677	163.095	143.407
Industrial electric power, Pacific.....	05	4321019	12/07	202.467	203.114	202.866	204.593	205.115
Transportation electric power.....	05	46	12/10	129.219	127.922	127.835	129.157	129.946
Transportation electric power.....	05	4621	12/10	129.219	127.922	127.835	129.157	129.946
Transportation electric power.....	05	462111	12/10	129.219	127.922	127.835	129.157	129.946
Utility natural gas.....	05	5	12/90	273.298	275.465	276.239	266.446	256.561
Residential natural gas.....	05	51	12/90	277.426	280.425	281.028	274.650	267.950
Residential natural gas.....	05	5121	12/90	277.426	280.425	281.028	274.650	267.950
Residential natural gas.....	05	512101	12/90	277.426	280.425	281.028	274.650	267.950
Residential natural gas, New England.....	05	5121011	06/12	178.746	178.376	178.466	178.704	177.281
Residential natural gas, Middle Atlantic.....	05	5121012	06/12	149.596	154.480	154.058	153.780	152.835
Residential natural gas, East North Central.....	05	5121013	06/12	136.456	137.469	137.161	132.613	130.679
Residential natural gas, West North Central.....	05	5121014	06/12	138.785	138.445	141.584	134.203	133.059
Residential natural gas, South Atlantic.....	05	5121015	06/12	136.828	134.804	134.160	132.740	128.906
Residential natural gas, East South Central.....	05	5121016	06/12	107.405	106.225	106.910	104.222	97.365
Residential natural gas, West South Central.....	05	5121017	06/12	201.209	210.007	209.160	199.090	193.921
Residential natural gas, Mountain.....	05	5121018	06/12	202.822	198.234	198.142	196.895	188.361
Residential natural gas, Pacific.....	05	5121019	06/12	171.057	173.911	176.551	168.979	159.131
Commercial natural gas.....	05	52	12/90	272.189	272.316	273.237	263.760	249.807
Commercial natural gas.....	05	5221	12/90	272.189	272.316	273.237	263.760	249.807
Commercial natural gas.....	05	522101	12/90	272.189	272.316	273.237	263.760	249.807
Commercial natural gas, New England.....	05	5221011	06/12	181.422	181.890	182.197	182.492	181.223
Commercial natural gas, Middle Atlantic.....	05	5221012	06/12	130.550	136.985	135.347	134.156	132.410
Commercial natural gas, East North Central.....	05	5221013	06/12	141.335	138.765	140.806	135.680	132.967
Commercial natural gas, West North Central.....	05	5221014	06/12	149.121	148.186	152.623	138.002	132.139
Commercial natural gas, South Atlantic.....	05	5221015	06/12	119.315	114.772	115.618	115.677	112.232

See footnotes at end of table.

Table 9. Producer price indexes for commodity and service groupings and individual items, not seasonally adjusted — Continued
 [April 2024, Index base 1982=100, unless otherwise indicated]

Title	Commodity code		Other index base	Unadjusted index ¹				
	Group code	Item code		Dec. 2023	Jan. 2024 ^P	Feb. 2024 ^P	Mar. 2024 ^P	Apr. 2024 ^P
Commercial natural gas, East South Central.....	05	5221016	06/12	118.761	113.056	111.279	105.460	99.343
Commercial natural gas, West South Central.....	05	5221017	06/12	210.083	213.034	216.238	206.154	196.431
Commercial natural gas, Mountain.....	05	5221018	06/12	222.532	216.942	211.557	210.230	196.609
Commercial natural gas, Pacific.....	05	5221019	06/12	201.175	204.030	206.039	187.660	149.653
Industrial natural gas.....	05	53	12/90	219.833	218.988	220.042	212.014	198.409
Industrial natural gas.....	05	5321	12/90	219.833	218.988	220.042	212.014	198.409
Industrial natural gas.....	05	532101	12/90	219.833	218.988	220.042	212.014	198.409
Industrial natural gas, New England.....	05	5321011	09/16	181.337	185.861	186.396	186.903	185.144
Industrial natural gas, Middle Atlantic.....	05	5321012	09/16	138.864	138.027	137.935	135.808	134.955
Industrial natural gas, East North Central.....	05	5321013	06/12	128.164	128.096	130.667	124.632	112.877
Industrial natural gas, West North Central.....	05	5321014	06/12	176.236	177.609	175.118	167.596	163.270
Industrial natural gas, South Atlantic.....	05	5321015	09/16	150.131	148.779	149.237	143.876	139.559
Industrial natural gas, East South Central.....	05	5321016	09/16	112.467	110.894	109.447	107.306	101.350
Industrial natural gas, West South Central.....	05	5321017	09/16	158.519	160.975	161.985	153.813	140.597
Industrial natural gas, Mountain.....	05	5321018	09/16	180.668	179.605	184.474	177.767	176.710
Industrial natural gas, Pacific.....	05	5321019	09/16	157.553	151.164	151.328	148.385	135.829
Natural gas to electric power.....	05	54	12/90	236.007	238.152	238.899	226.457	216.662
Natural gas to electric power.....	05	5421	12/90	236.007	238.152	238.899	226.457	216.662
Natural gas to electric power.....	05	542101	12/90	236.007	238.152	238.899	226.457	216.662
Crude petroleum (domestic production).....	05	6		193.028	201.535	212.695	215.109	237.985
Crude petroleum (domestic production).....	05	61		193.028	201.535	212.695	215.109	237.985
Crude petroleum (domestic production).....	05	6101		193.028	201.535	212.695	215.109	237.985
Crude petroleum (domestic production).....	05	610102	06/84	210.234	219.500	231.654	234.284	259.199
Petroleum products, refined.....	05	7		256.034	256.244	286.988	293.930	306.099
Gasoline.....	05	71		208.189	215.204	240.706	257.311	274.957
Unleaded premium gasoline.....	05	7103		234.210	244.446	269.500	284.413	304.152
Unleaded premium gasoline.....	05	710304	06/02	265.340	276.937	305.322	322.217	344.579
Unleaded regular gasoline.....	05	7104		201.764	208.036	233.966	251.005	267.907
Unleaded regular gasoline.....	05	710404	06/02	242.444	249.982	281.139	301.614	321.923
Unleaded mid-premium gasoline.....	05	7105	12/87	363.512	378.396	434.392	459.265	496.676
Unleaded mid-premium gasoline.....	05	710504	06/02	248.594	258.772	297.066	314.076	339.660
Kerosene and jet fuels.....	05	72		266.565	267.303	294.632	279.009	279.698
Kerosene.....	05	7202		259.301	253.385	295.775	283.069	282.174
Kerosene.....	05	720201		259.312	253.396	295.789	283.081	282.187
Jet fuel.....	05	7203		267.791	268.963	295.393	279.536	280.329
Jet fuel.....	05	720301		269.850	271.031	297.665	281.686	282.485
Light fuel oils.....	05	73		321.916	309.382	360.993	360.815	371.806
Home heating oil and distillates.....	05	7302		239.913	249.348	269.063	259.065	260.573
Home heating oil and distillates.....	05	730201		239.913	249.348	269.063	259.065	260.573
No. 2 diesel fuel.....	05	7303		342.052	327.029	383.570	384.276	396.561
No. 2 diesel fuel.....	05	730302	06/85	428.164	409.359	480.135	481.018	496.397
Residual fuels (heavy fuel oils, incl. #5, #6, & other residual fuels).....	05	74		198.089	197.780	201.277	202.273	204.475
Residual fuels (heavy fuel oils, incl. #5, #6, & other residual fuels).....	05	7407	06/85	290.995	290.541	295.678	297.141	300.376
Residual fuels (heavy fuel oils, incl. #5, #6, & other residual fuels).....	05	740703	06/02	257.184	256.783	261.323	262.616	265.475
Finished lubricants.....	05	76		612.460	614.473	614.012	609.061	609.196
Lubricating grease.....	05	7603		518.287	518.287	518.287	518.287	518.292
Lubricating grease not from petroleum refineries.....	05	760303	06/85	501.454	501.454	501.454	501.454	501.459
Lubricating and similar oils.....	05	7604	06/85	568.845	571.176	570.641	564.911	565.065
Lubricating and similar oils not from petroleum refineries.....	05	760401	06/85	550.822	553.078	552.561	547.012	547.161
Lubricating oil base stocks.....	05	78	06/09	174.937	168.618	167.975	160.134	147.433
Lubricating oil base stocks.....	05	7801	06/09	174.937	168.618	167.975	160.134	147.433
Lubricating oil base stocks.....	05	780121	06/09	174.937	168.618	167.975	160.134	147.433
Asphalt and other petroleum and coal products, n.e.c.....	05	8	12/84	338.198	334.323	321.520	291.475	294.818
Asphalt and other petroleum and coal products, n.e.c.....	05	81	12/84	338.198	334.323	321.520	291.475	294.818
Asphalt.....	05	8102	06/85	237.084	241.620	225.248	249.603	259.460
Asphalt.....	05	810212	06/85	237.084	241.620	225.248	249.603	259.460
Other petroleum and coal products, including coke oven products, n.e.c.....	05	8103	12/84	755.652	740.936	718.508	613.430	614.621
Other petroleum and coal products, including coke oven products, n.e.c.....	05	810319	12/84	755.652	740.936	718.508	613.430	614.621
Other petroleum and coal products, made in coke oven establishments.....	05	8103191	06/09	183.670	181.077	179.547	178.784	177.436
Chemicals and allied products.....	06	—		343.306	341.528	344.094	345.189	349.288
Industrial chemicals.....	06	1		300.512	290.265	296.119	298.414	308.169
Basic inorganic chemicals.....	06	13		351.315	347.613	345.013	345.589	346.970

See footnotes at end of table.

Table 9. Producer price indexes for commodity and service groupings and individual items, not seasonally adjusted — Continued
 [April 2024, Index base 1982=100, unless otherwise indicated]

Title	Commodity code		Other index base	Unadjusted index ¹				
	Group code	Item code		Dec. 2023	Jan. 2024 ^P	Feb. 2024 ^P	Mar. 2024 ^P	Apr. 2024 ^P
Inorganic chemicals, other than alkalis and chlorine.....	06	1302		338.841	338.018	335.653	336.909	338.197
Aluminum compounds.....	06	130209	06/95	144.821	141.861	138.433	138.195	137.926
Inorganic acids, inc. hydrochloric, sulfuric acid, and other.....	06	13020T	12/08	114.016	117.498	109.826	111.780	112.141
Sulfuric acid.....	06	13020T1	06/87	189.089	194.818	183.788	182.798	183.418
Lime.....	06	130213		417.039	447.846	462.260	467.635	468.162
Potassium and sodium compounds, excluding bleaches, alkalis, and alum.....	06	130217	06/01	433.018	436.606	429.216	436.578	439.251
Rock salt.....	06	130271	12/84	428.230	429.609	429.609	—	—
Other inorganic chemicals, nec.....	06	130283	12/06	177.555	173.607	172.938	172.913	173.238
All other inorganic chemicals.....	06	1302833	12/08	124.915	123.719	123.113	123.091	123.834
Alkalis and chlorine, including natural sodium carbonate and sulfate.....	06	1303		427.882	413.180	409.483	407.586	409.432
Chlorine, sodium hydroxide, and other alkalis.....	06	130302	06/05	212.178	204.640	206.437	205.518	206.449
Sodium hydroxide (caustic soda).....	06	1303024	12/07	139.664	136.708	139.209	138.605	144.426
Other alkalis.....	06	1303028	12/11	157.968	149.371	148.746	148.062	141.002
Basic organic chemicals.....	06	14		293.525	281.944	289.455	292.097	303.528
Primary basic organic chemicals.....	06	1401		243.922	239.239	252.462	269.861	286.967
Aromatics.....	06	140197	06/01	254.791	238.795	254.502	279.362	309.774
Liquid refinery gases.....	06	140198	06/01	216.551	215.762	227.145	240.706	251.863
Cyclic intermediate chemicals and dyes.....	06	1402		275.268	274.072	275.233	271.397	265.715
Cyclic intermediate chemicals.....	06	140281	06/01	259.034	258.541	260.119	254.978	248.718
Synthetic organic dyes.....	06	140282	06/01	123.625	120.860	119.669	123.348	124.013
Other basic organics.....	06	1403		289.118	274.166	277.920	272.134	280.123
Ethanol (ethyl alcohol).....	06	140341		236.471	208.269	209.251	192.412	221.567
Other basic organics, n.e.c.....	06	140399	06/87	300.529	290.949	295.631	294.136	293.996
Fatty acids.....	06	1403991	12/07	200.310	173.331	167.599	160.700	152.469
Bulk pesticides and other bulk synthetic organic agricultural chemicals, excluding preparation.....	06	1403992	12/07	281.799	282.148	280.539	280.498	278.905
Industrial organic flavor oil mixtures and blends.....	06	1403993	12/08	325.098	339.440	335.639	335.325	335.325
Natural organic chemicals.....	06	1403995	12/08	138.963	136.003	135.959	133.201	134.292
Synthetic organic chemicals for use as flavor and perfume materials.....	06	1403997	12/07	184.299	184.395	184.299	—	—
Synthetic organic rubber-processing chemicals.....	06	1403998	12/07	142.656	140.653	143.912	144.297	—
Synthetic organic plasticizers.....	06	1403999	12/07	149.134	142.268	149.197	145.352	150.576
Other synthetic organic chemicals.....	06	140399A	12/07	105.168	104.777	107.474	106.474	105.598
Miscellaneous end use chemicals and chemical products, excluding urea.....	06	140399B	12/07	231.315	223.043	229.105	226.168	229.324
Miscellaneous cyclic and acyclic chemicals and chemical products, excluding fatty acid esters.....	06	140399C	12/07	131.686	126.900	128.626	131.341	130.903
Paints and allied products.....	06	2		401.048	400.630	400.252	400.152	399.466
Prepared paint.....	06	21		418.133	418.510	417.913	417.520	416.710
Architectural coatings.....	06	2101		507.598	509.609	509.653	509.637	509.637
Architectural coatings.....	06	210104	12/03	278.465	279.568	279.592	279.583	279.583
Exterior architectural coatings.....	06	2101041	12/12	185.020	187.056	187.102	187.085	187.085
Interior architectural coatings.....	06	2101042	12/12	152.876	152.876	152.876	152.876	152.876
OEM finishes excluding marine coatings.....	06	2102	06/83	260.492	258.845	258.066	258.500	257.583
OEM finishes excluding marine coatings.....	06	210201	06/83	260.492	258.845	258.066	258.500	257.583
Transportation finishes, except powdered and high-solids coatings.....	06	2102011	12/12	118.535	118.322	116.579	117.518	118.897
All other product finishes for original equipment manufacturers (OEM), excluding marine coating.....	06	2102012	12/12	145.072	143.980	143.997	143.998	142.905
Special purpose coatings, incl. marine, industrial & construction coatings.....	06	2103	06/83	530.456	530.466	528.450	525.411	522.574
Special purpose coatings, incl. marine, industrial & construction coatings.....	06	210301	06/83	530.456	530.466	528.450	525.411	522.574
Paint materials.....	06	22		337.671	335.942	336.315	337.120	337.120
Paint colors.....	06	2202		278.727	274.344	274.694	275.451	275.451
All other inorganic pigments, including TiO ₂ , chrome colors, and other white opaque pigments.....	06	22020N	09/21	123.254	121.170	121.170	121.146	121.146
Synthetic organic pigments, lakes, and toners.....	06	220298	06/87	189.818	188.316	190.139	194.319	194.319
Allied and miscellaneous paint products.....	06	23	06/83	419.965	414.717	414.229	414.329	412.594
Allied and miscellaneous paint products.....	06	2301	06/83	419.965	414.717	414.229	414.329	412.594
Allied and miscellaneous paint products.....	06	230104	12/03	237.740	234.769	234.493	234.549	233.567
Drugs and pharmaceuticals.....	06	3		665.910	672.994	675.243	675.590	675.895
Medicinal and botanical chemicals, drugs, and other products.....	06	31		186.661	187.404	194.679	194.870	195.248
Medicinal and botanical chemicals, drugs, and other products.....	06	3102	06/82	186.716	187.459	194.736	194.928	195.305
Synthetic organic medicinal chemicals, medicinal & botanical drugs, & other products.....	06	310203	06/82	186.716	187.459	194.736	194.928	195.305
Veterinary pharmaceutical preparations.....	06	34		211.805	216.394	216.394	216.394	—
Pharmaceuticals for veterinary use.....	06	3403	12/87	210.418	214.977	214.977	214.977	—
Pharmaceuticals for veterinary use.....	06	340303	06/01	160.482	163.959	163.959	163.959	—

See footnotes at end of table.

Table 9. Producer price indexes for commodity and service groupings and individual items, not seasonally adjusted — Continued

[April 2024, Index base 1982=100, unless otherwise indicated]

Title	Commodity code		Other index base	Unadjusted index ¹				
	Group code	Item code		Dec. 2023	Jan. 2024 ^P	Feb. 2024 ^P	Mar. 2024 ^P	Apr. 2024 ^P
Biological products, including diagnostics.....	06	37		327.162	330.175	330.399	330.643	331.274
Biological products, excluding diagnostic, for veterinary, industrial, and all other misc. uses.....	06	3717	12/04	170.761	178.079	178.079	178.079	178.079
Biological products, excluding diagnostic, for veterinary, industrial, and all other misc. uses.....	06	371705	12/22	113.207	118.058	118.058	118.058	118.058
Diagnostics.....	06	3718	06/09	143.775	144.378	144.627	144.898	144.791
In-vitro diagnostic substances.....	06	371801		227.918	229.541	226.869	226.820	227.025
Biological products, excluding diagnostic, for human use.....	06	3719	06/09	156.414	155.940	155.940	155.940	156.809
Biological products, excluding diagnostic, for human use.....	06	371904	12/22	102.693	102.382	102.382	102.382	102.952
Pharmaceutical preparations.....	06	38	06/01	289.653	292.918	293.530	293.650	293.584
Pharmaceuticals affecting neoplasms, the endocrine system, & metabolic diseases.....	06	3801	06/01	314.729	315.902	315.902	315.903	315.903
Cancer therapy products.....	06	380102	12/09	117.783	120.174	120.174	120.174	120.174
Insulin/antidiabetes products.....	06	380103	12/09	316.470	288.538	288.538	288.552	288.552
Other neoplasms, endocrine system, and metabolic diseases.....	06	380104	12/09	176.874	179.160	179.160	179.160	179.160
Hormones and oral contraceptives.....	06	380105	12/09	226.878	227.071	227.071	227.071	227.071
Pharmaceuticals acting on the central nervous system and the sense organs.....	06	3802	06/01	343.632	353.678	355.884	355.884	355.884
Analgesics.....	06	380202	12/09	290.017	290.017	294.439	294.439	294.439
Analgesics, over-the-counter.....	06	380202OC	06/81	277.623	277.623	277.623	277.623	277.623
Analgesics, prescription.....	06	380202RX	06/81	2,489.804	2,489.804	2,531.530	2,531.530	2,531.530
Psychotherapeutics.....	06	380203	12/09	203.338	203.404	205.454	205.454	205.454
Antidepressants.....	06	3802031	12/09	203.832	203.832	205.912	205.912	205.912
Other psychotherapeutics, including tranquilizers.....	06	3802032	12/09	210.012	210.555	212.486	212.486	212.486
Anticonvulsants.....	06	380204	12/09	221.858	222.446	231.051	231.051	231.051
Other central nervous system and sense organs.....	06	380205	12/09	206.168	216.340	216.351	216.351	216.351
Pharmaceuticals acting on the cardiovascular system.....	06	3803	06/01	447.156	449.921	449.921	449.921	450.315
Other cardiovascular preparations.....	06	380305	12/09	331.743	331.806	331.806	331.806	331.806
Pharmaceuticals acting on the respiratory system.....	06	3804	06/01	223.867	227.018	227.019	227.019	227.019
Antihistamines and bronchodilators, including antiasthmatics.....	06	380402	12/07	167.912	169.885	169.885	169.885	169.885
Other respiratory preparations.....	06	380403	12/07	178.561	181.755	181.756	181.756	181.756
Other respiratory preparations, over-the-counter.....	06	380403OC	12/07	124.640	124.640	124.640	124.640	124.640
Other respiratory preparations, prescription.....	06	380403RX	12/07	177.383	-	-	-	184.478
Pharmaceuticals acting on the digestive or the genito-urinary systems.....	06	3805	06/01	200.785	186.707	186.786	186.786	185.199
Other digestive or genito-urinary preparations.....	06	380503	12/09	146.124	134.708	134.772	134.772	132.631
Other digestive or genito-urinary preparations, prescription.....	06	380503RX	06/01	220.570	198.928	199.049	199.049	194.991
Pharmaceuticals acting on the skin.....	06	3806	06/01	189.910	190.970	190.387	190.577	189.519
Other pharmaceutical preparations acting on the skin.....	06	380603	12/09	125.733	126.403	125.950	125.950	125.950
Anti-acne preparations.....	06	380606	12/09	111.783	112.890	112.890	112.890	112.890
Vitamin, nutrient, and hematinic preparations.....	06	3807	06/01	154.100	154.100	154.100	154.550	154.742
Multivitamins.....	06	380702	12/09	127.087	127.087	127.087	127.087	127.087
Other vitamins and nutrients.....	06	380703	12/09	139.656	139.657	139.657	140.255	140.523
Pharmaceuticals affecting parasitic and infective diseases.....	06	3808	06/01	278.209	280.365	281.030	281.030	281.030
Broad and medium spectrum antibiotics.....	06	380802	12/09	171.403	171.403	171.403	171.403	171.403
Systemic antivirals.....	06	380803	12/09	196.197	202.588	202.588	202.588	202.588
Other parasitic and infective diseases.....	06	380804	12/09	213.823	216.176	217.261	217.261	217.261
Fats and oils, inedible.....	06	4		309.356	362.562	344.394	341.985	340.341
Fats and oils, inedible.....	06	41		309.356	362.562	344.394	341.985	340.341
Fats and oils, inedible.....	06	4101		309.356	362.562	344.394	341.985	340.341
Soybean oil, processed for inedible purposes.....	06	410131	06/95	183.958	225.394	214.038	213.108	211.934
Crude soybean oil, degummed, made from soybeans crushed in the same establishment.....	06	4101311	12/07	85.916	146.759	143.839	143.550	143.680
Soybean oil, all other types.....	06	4101312	12/07	137.794	129.405	118.632	117.798	116.274
Lard, inedible tallow, and grease, except wool grease.....	06	410132	06/02	443.864	413.618	393.569	384.643	384.420
Agricultural chemicals and chemical products.....	06	5		285.046	284.918	283.115	287.108	288.357
Mixed fertilizers.....	06	51		259.539	261.593	262.616	264.171	265.760
Mixed fertilizers.....	06	5105	06/86	273.862	276.029	277.109	278.749	280.426
Mixed fertilizers.....	06	510501	06/86	273.862	276.029	277.109	278.749	280.426
Mixed fertilizers, made in plants which manufacture fertilizer materials.....	06	5105011	12/09	270.744	270.744	270.235	270.235	270.235
Mixed fertilizers, dry, mixing only.....	06	5105012	12/09	130.945	131.972	132.443	133.121	135.003
Mixed fertilizers, liquid, mixing only.....	06	5105013	12/09	111.020	115.310	118.444	122.155	120.350
Fertilizer materials.....	06	52		314.204	313.687	308.614	317.831	320.236
Nitrogenates.....	06	5201		361.133	349.298	328.021	340.728	349.732
Fertilizer materials of organic origin.....	06	520137	12/93	233.665	236.026	235.872	235.511	235.511
Synthetic ammonia, nitric acid, ammonium compounds, and urea.....	06	52013A	12/14	114.088	109.887	102.536	106.947	110.060
Phosphates.....	06	5202		288.786	297.517	305.502	312.242	309.343
Phosphoric acid, 52-54 percent APA, superphosphates and other phosphate fertilizer materials.....	06	52026A	12/14	125.023	128.803	132.260	135.178	133.923

See footnotes at end of table.

Table 9. Producer price indexes for commodity and service groupings and individual items, not seasonally adjusted — Continued
 [April 2024, Index base 1982=100, unless otherwise indicated]

Title	Commodity code		Other index base	Unadjusted index ¹				
	Group code	Item code		Dec. 2023	Jan. 2024 ^P	Feb. 2024 ^P	Mar. 2024 ^P	Apr. 2024 ^P
Other agricultural chemicals.....	06	53		218.682	217.981	217.915	218.064	218.029
Other agricultural chemicals.....	06	5301		218.682	217.981	217.915	218.064	218.029
Lawn and garden pesticides and chemicals.....	06	530107	06/03	194.297	193.175	193.175	193.175	193.175
Household and institutional pesticides and chemicals.....	06	530108	06/03	183.171	183.984	183.978	183.978	183.978
Agricultural and commercial pesticides and chemicals.....	06	530109	06/03	143.769	143.253	143.204	143.313	143.288
Plastic resins and materials.....	06	6		265.438	262.312	268.351	267.560	270.894
Thermoplastic resins and plastics materials.....	06	62		267.825	264.566	271.059	271.006	273.035
Thermoplastic resins and plastics materials.....	06	6212	12/03	186.110	183.846	188.358	188.321	189.731
Thermoplastic resins and plastics materials.....	06	621201	12/03	186.110	183.846	188.358	188.321	189.731
Thermosetting resins and plastics materials.....	06	63		267.119	264.715	267.980	261.933	274.685
Thermosetting resins and plastics materials.....	06	6306	12/98	190.352	188.639	190.966	186.657	195.744
Thermosetting resins and plastics materials.....	06	630601	12/98	190.352	188.639	190.966	186.657	195.744
Other chemicals and allied products.....	06	7		257.198	257.919	257.207	258.029	259.175
Soaps and detergents.....	06	71		238.647	238.969	240.006	240.205	240.639
Soaps and other detergents.....	06	7104	06/83	229.209	229.519	230.514	230.706	231.122
Soaps and detergents, commercial, industrial, and institutional.....	06	710401	06/83	331.989	333.267	334.446	335.176	338.188
Commercial, industrial, and institutional hard surface cleaners.....	06	71040101	12/11	119.571	120.201	120.619	120.619	125.312
Commercial, industrial, and institutional laundry detergents.....	06	71040102	12/11	140.425	140.425	140.438	146.037	146.699
Commercial, industrial, and institutional dishwashing detergents.....	06	71040103	12/11	183.013	183.013	183.016	183.016	183.016
Commercial, industrial, and institutional metal cleaners.....	06	71040104	12/11	146.754	146.754	146.942	152.338	152.338
Dairy, farm, and food plant cleaners, sanitizers, etc.....	06	71040106	12/11	136.474	136.474	140.055	140.055	140.055
Commercial, industrial, and institutional soaps, excluding specialty cleaners.....	06	71040107	12/11	142.466	144.601	144.601	144.601	145.146
Household detergents.....	06	710402		187.899	187.906	187.906	187.948	187.485
Household alkaline detergents and cleaners.....	06	7104021	05/18	141.468	141.492	141.492	141.638	140.012
Household dry and liquid laundry detergents.....	06	7104022	05/18	116.658	116.658	116.658	116.658	116.658
Soaps, excluding specialty cleaners, household.....	06	710403	06/83	224.238	224.310	228.059	228.059	228.059
Polish and other sanitation goods.....	06	72	06/83	232.139	232.319	233.285	233.454	234.101
Polish and other sanitation goods.....	06	7201	06/83	232.139	232.319	233.285	233.454	234.101
Polishing preparations and related products.....	06	720103	06/83	297.012	296.737	296.737	296.504	296.504
Specialty cleaning and sanitation products.....	06	720105	05/17	121.679	121.871	122.769	122.947	123.549
Disinfectants, nonagricultural, industrial and institutional.....	06	7201051	05/17	157.533	158.025	158.025	158.025	159.631
Air and room fresheners.....	06	7201053	12/11	127.233	127.139	127.139	127.139	127.250
Laundry fabric softeners and rinses, liquid and dry.....	06	7201058	05/17	113.515	113.658	113.658	113.627	113.627
Other specialty cleaning and sanitation products.....	06	7201059	12/11	121.910	122.015	124.353	124.822	125.055
Cosmetics and other toilet preparations.....	06	75		190.198	190.157	191.368	191.482	191.539
Shaving preparations.....	06	7502		191.580	190.214	190.214	190.246	190.246
Shaving preparations.....	06	750206	06/99	169.509	168.299	168.299	168.328	168.328
Perfumes, toilet waters, and colognes.....	06	7503		193.786	193.786	195.970	195.970	195.970
Perfumes, toilet waters, and colognes.....	06	750306	06/99	120.866	120.866	122.228	122.228	122.228
Hair preparations (including shampoos).....	06	7504		215.788	215.788	217.450	218.461	218.619
Hair preparations (including shampoos).....	06	750407	06/99	159.720	159.720	160.950	161.698	161.815
Hair preparations incl professional, consumer, and cream/gel shampoos.....	06	75040701	12/11	141.804	141.804	141.804	141.804	141.937
Hair tonics and hair dressings incl professional and consumer use.....	06	75040702	12/11	115.068	115.068	119.152	121.634	121.634
Toothpastes, denture cleaners, and mouthwashes.....	06	7505		174.433	174.433	174.420	174.465	174.465
Denture cleaners, mouthwashes, gargles, and rinses.....	06	750504	12/11	138.590	138.590	138.590	138.644	138.644
Creams, lotions, and oils, excluding shaving, hair, and deodorant.....	06	7514	06/99	134.219	134.219	134.480	134.480	134.480
Creams, lotions, and oils, excluding shaving, hair, and deodorant.....	06	751401	06/99	134.219	134.219	134.480	134.480	134.480
Other cosmetics and toilet preparations.....	06	7515	06/99	126.146	126.146	127.391	127.391	127.454
Other cosmetics and toilet preparations.....	06	751501	06/99	126.146	126.146	127.391	127.391	127.454
Misc. chemical prod. and preparations.....	06	79		319.349	320.977	317.575	319.363	321.821
Explosives and blasting accessories.....	06	7902		282.092	291.077	295.297	295.894	296.377
Explosives and blasting accessories.....	06	790234	12/03	173.394	178.917	181.511	181.877	182.174
Industrial gases.....	06	7903		363.384	371.743	354.102	365.756	382.086
Carbon dioxide.....	06	790302		530.562	542.127	556.308	553.565	564.236
Nitrogen.....	06	790303		244.549	232.689	217.779	232.196	243.566
Oxygen.....	06	790304		577.604	598.373	587.994	606.946	599.909
Argon and hydrogen.....	06	790309	06/09	97.006	95.424	97.795	96.643	93.617
Other industrial gases (including fluorocarbon and acetylene).....	06	790312	06/09	281.615	293.767	270.523	281.251	304.981
Adhesives and sealants.....	06	7904	12/83	359.065	359.543	357.881	360.298	360.703
Synthetic resin and rubber adhesives.....	06	790402	12/83	361.756	361.701	358.964	362.067	362.735
Epoxy adhesives.....	06	7904021	12/11	160.631	160.631	160.631	161.218	161.218
Other synthetic resin and rubber adhesives.....	06	7904026	12/11	134.445	133.929	133.629	135.540	135.573
Structural sealants (load bearing).....	06	790407	12/11	117.350	117.343	117.343	118.322	118.322
Nonstructural caulking compounds and sealants.....	06	79040A	12/11	178.915	179.904	179.904	180.718	180.718
Surface active agents.....	06	7905	12/83	349.326	349.326	349.326	349.326	349.326

See footnotes at end of table.

Table 9. Producer price indexes for commodity and service groupings and individual items, not seasonally adjusted — Continued
 [April 2024, Index base 1982=100, unless otherwise indicated]

Title	Commodity code		Other index base	Unadjusted index ¹				
	Group code	Item code		Dec. 2023	Jan. 2024 ^P	Feb. 2024 ^P	Mar. 2024 ^P	Apr. 2024 ^P
Surfactants (bulk surface active agents).....	06	790502	12/83	389.718	389.718	389.718	389.718	389.718
Gum and wood chemicals, including wood distillation products.....	06	7906	06/84	523.281	526.123	541.017	536.492	537.834
Gum and wood chemicals, including wood distillation products.....	06	790607	12/03	341.639	343.495	353.219	350.265	351.141
Other miscellaneous chemical products.....	06	7909		269.251	269.203	267.479	266.703	266.673
Carbon black, all processes.....	06	790918	12/83	619.364	632.754	612.581	603.930	582.275
Printing ink.....	06	790919	06/84	268.282	267.960	266.938	266.930	266.917
Gravure printing inks.....	06	7909192	12/11	104.728	104.720	104.884	104.884	104.884
Lithographic and offset inks.....	06	7909193	12/11	132.895	132.893	132.893	133.364	133.364
News and nonheat web offset printing inks.....	06	79091931	12/11	139.081	139.081	139.081	145.747	145.747
Publication and commercial web inks.....	06	79091932	12/11	133.064	133.064	133.064	133.064	133.064
Sheet-fed general inks.....	06	79091933	12/11	130.914	130.903	130.903	130.903	130.903
Sheet-fed packaging inks.....	06	79091934	12/11	127.211	127.211	127.211	127.211	127.211
Flexographic printing inks.....	06	7909194	12/11	160.240	160.240	157.946	157.946	157.946
Nonimpact/digital inks.....	06	7909195	12/11	196.653	195.881	196.367	193.660	193.722
All other printing inks.....	06	7909196	12/11	123.059	123.059	123.053	122.896	122.696
Water-treating compounds.....	06	790961	06/85	216.948	217.081	216.901	216.105	216.105
Automotive chemicals.....	06	790991	06/09	114.241	114.273	114.096	114.073	116.286
All other chemical preparations, including essential oils, matches, and gelatin.....	06	790999	06/85	299.324	298.303	296.431	295.653	296.461
Rubber and plastic products.....	07	—		250.891	251.212	251.241	252.043	253.479
Rubber and rubber products.....	07	1		220.900	220.685	221.414	222.532	224.248
Synthetic rubber, inc. styrene-butadiene rubber (SBR) and ethylene propylene.....	07	11		221.576	218.100	220.708	228.550	238.386
Synthetic rubber.....	07	1102		222.728	219.234	221.856	229.738	239.626
Synthetic rubber, inc. sbr and ethylene propylene.....	07	110224	06/03	176.457	173.689	175.766	182.011	189.845
Tires, tubes, tread, & repair materials.....	07	12		194.376	194.456	194.474	194.303	194.303
Tires.....	07	1201		189.795	189.877	189.894	189.724	189.724
Pneumatic tires (including passenger, truck, bus, tractor, industrial, and other tires).....	07	12010		189.901	189.986	190.004	189.827	189.827
Passenger car pneumatic tires.....	07	120104	12/03	196.594	196.957	196.880	196.625	196.625
Truck and bus (including off-the-highway) pneumatic tires.....	07	120105		187.406	186.753	187.066	186.958	186.958
Tread rubber, tire sundries, and repair materials.....	07	1203		294.894	294.789	294.789	294.795	294.795
Tread rubber, tire sundries, and repair materials.....	07	120354	12/03	212.137	212.061	212.061	212.065	212.065
Miscellaneous rubber products.....	07	13		254.433	255.252	255.999	255.752	256.006
Rubber and plastics footwear, including athletic footwear.....	07	1301		156.248	154.440	158.365	158.365	158.365
Rubber and plastics footwear, including athletic footwear.....	07	130109	12/11	116.462	115.115	118.040	118.040	118.040
Rubber and plastic belts and belting.....	07	1303		351.212	354.884	354.960	354.960	354.960
Flat rubber and plastics belts and belting.....	07	130371	12/03	314.849	318.752	318.863	318.863	318.863
Rubber and plastics transmission belts and belting (excluding flat).....	07	130372	12/03	160.286	161.465	161.465	161.465	161.465
Rubber and plastics hose.....	07	1304		292.266	291.018	291.475	294.062	294.832
Rubber and plastics hose.....	07	130411	12/11	129.590	129.037	129.239	130.386	130.728
Industrial rubber and plastics hose without fittings.....	07	1304116	12/11	117.909	117.909	117.909	117.909	117.909
Rubber and plastics water hose (incl. fire, irrigation, etc.).....	07	1304117	12/11	152.213	152.592	153.857	153.857	155.987
Rubber and plastics hose for on- and off-highway motor vehicles.....	07	1304118	12/11	126.099	124.232	124.231	127.721	127.721
Miscellaneous rubber products, n.e.c.....	07	1306	06/83	230.689	231.523	232.296	231.638	231.839
All other industrial rubber products.....	07	130604	06/83	331.533	333.275	338.317	333.316	333.316
All other miscellaneous rubber goods.....	07	130606	06/83	246.571	250.327	250.075	250.075	249.866
Rubber compounds or mixtures for sale or interplant transfer.....	07	130612	06/83	296.210	297.493	297.493	297.493	298.951
Rubber products for mechanical use.....	07	130617	12/04	145.289	145.356	145.355	145.355	145.355
Molded rubber mechanical goods automotive.....	07	1306171	12/11	109.671	109.671	109.671	109.671	109.671
Molded rubber mechanical goods, transportation/off-highway.....	07	1306172	12/11	128.141	126.783	126.783	126.783	126.783
Other molded rubber mechanical goods (excluding tubing).....	07	1306179	12/11	153.772	155.734	155.733	155.733	155.733
Other extruded rubber mechanical goods (excl. auto)(excl. tubing).....	07	130617C	12/11	126.667	126.667	126.667	126.667	126.667
Rubber coated fabrics, garments, and footwear.....	07	130618	06/06	206.633	213.556	213.556	213.556	213.793
Plastic products.....	07	2		270.852	271.373	271.158	271.880	273.273
Plastic construction products.....	07	21		342.723	344.453	343.627	343.607	345.668
Plastics construction products.....	07	2106		342.723	344.453	343.627	343.607	345.668
Plastics pipe.....	07	210603	12/05	190.590	191.252	189.818	188.879	191.490
Plastics drain, waste, and vent pipe.....	07	2106031	12/11	142.572	144.951	141.815	140.116	141.534
Plastics water pipe.....	07	2106033	12/11	227.603	230.210	226.273	225.656	230.341
Plastics sewer, stormdrain, and water main pipe.....	07	2106038	12/17	202.142	198.584	199.001	198.350	200.659
Other plastics pipe.....	07	210603B	12/11	170.663	170.663	170.663	170.663	172.714
Plastics pipe fittings and unions.....	07	210604	12/05	318.131	318.855	318.608	322.003	326.603
Plastics plumbing fixtures.....	07	210605	12/05	166.224	168.141	168.141	168.141	168.141
Other plastics construction products.....	07	210606		297.509	299.002	299.000	299.455	299.900
Building and construction polystyrene foam products.....	07	2106061	06/08	198.815	199.513	199.736	199.736	199.736
Building & construction fabricated plastics products (excl foam, plumbing fixtures, hardware).....	07	2106063	06/08	168.879	169.760	169.734	170.026	170.311

See footnotes at end of table.

Table 9. Producer price indexes for commodity and service groupings and individual items, not seasonally adjusted — Continued

[April 2024, Index base 1982=100, unless otherwise indicated]

Title	Commodity code		Other index base	Unadjusted index ¹				
	Group code	Item code		Dec. 2023	Jan. 2024 ^P	Feb. 2024 ^P	Mar. 2024 ^P	Apr. 2024 ^P
Unsupported plastic film, sheet and other shapes.	07	22		272.155	269.085	270.959	271.484	274.233
Unsupported plastics film, sheet, and other shapes.	07	2205	12/82	269.695	266.654	268.511	269.031	271.755
Unsupported plastics film, sheet, and other shapes.	07	220501	12/82	269.695	266.654	268.511	269.031	271.755
Unlaminated polyethylene film and sheet.	07	2205011	12/11	125.072	124.964	126.172	126.000	126.000
Unlaminated vinyl and vinyl copolymer film and sheet.	07	2205013	12/11	159.282	154.580	154.580	—	—
Miscellaneous unlaminated plastics film and sheet.	07	2205014	12/11	108.474	108.410	108.808	110.672	113.132
Unlaminated plastics profile shapes.	07	2205015	12/11	138.597	134.696	134.685	134.121	135.633
Laminated plastic sheets, rods, and tubes.	07	23		273.886	274.279	274.279	274.279	275.338
Laminated plastics plates, sheet (except packaging), and shapes.	07	2304		274.255	274.649	274.649	274.649	275.709
Laminated plastics plates, sheet (except packaging), and shapes.	07	230401	12/82	282.307	282.712	282.712	282.712	283.803
Parts for manufacturing from plastics.	07	26		179.293	179.494	179.393	180.748	180.749
Parts for transportation equipment.	07	2601		169.160	169.185	169.199	171.066	171.066
Parts for transportation equipment.	07	260105	12/82	167.778	167.803	167.817	169.669	169.669
Transportation polyurethane foam products.	07	2601051	12/11	124.749	124.997	124.997	124.997	124.997
Transportation fabricated plastic parts (excluding foam and reinforced plastics).	07	2601052	12/11	129.986	129.986	129.997	131.548	131.548
Other parts and components for manufacturing.	07	2602		178.297	179.169	179.169	179.256	179.262
Other parts and components for manufacturing.	07	260205	12/82	178.435	179.307	179.307	179.395	179.400
All other miscellaneous polyurethane foam products.	07	2602051	12/11	119.734	119.734	119.734	120.883	120.962
Electrical & electronic fabricated plastics (excl. foam and reinforced plastics).	07	2602052	12/11	113.068	113.068	113.068	113.068	113.068
All other polystyrene foam products incl. transportation application uses.	07	2602053	12/11	169.236	173.572	173.572	173.572	173.572
Industrial machinery plastics products, excl foam (incl gears, bearings, bushings, cams).	07	2602054	12/11	144.730	144.730	144.730	144.740	144.740
Foam components for furniture.	07	2603	12/82	262.638	262.638	261.178	261.094	261.094
Foam components for furniture.	07	260305	12/99	193.519	193.519	192.444	192.382	192.382
Other plastic products.	07	29	12/82	300.686	302.606	303.472	303.643	306.510
Other plastics products.	07	2901	12/82	300.686	302.606	303.472	303.643	306.510
Custom compounding of purchased resins and color concentrates.	07	290196	12/99	199.019	201.287	201.174	201.617	204.924
All other reinforced and fiberglass plastics products.	07	290197	12/99	247.043	246.737	248.925	248.442	248.442
Products made of foam other than polystyrene or polyurethane.	07	290198	12/99	164.342	165.096	—	—	—
Plastic packaging products.	07	2A	12/06	145.336	146.529	145.780	146.275	147.153
Plastics packaging products.	07	2A01	12/06	145.336	146.529	145.780	146.275	147.153
Plastics packaging products.	07	2A0101	12/06	145.336	146.529	145.780	146.275	147.153
Other plastics packaging products, excluding film, sheet, foam and bottles.	07	2A01012	12/09	132.938	134.347	133.890	134.576	136.228
Packaging polyurethane foam products.	07	2A01013	12/09	198.492	198.492	198.492	198.492	198.492
Plastics bottles.	07	2A01014	12/09	130.480	131.516	130.363	130.590	130.656
Polystyrene foam food containers.	07	2A01015	12/11	230.373	229.669	228.802	229.250	227.983
Polystyrene foam protective shipping pads, shaped cushioning, etc.	07	2A01016	12/11	228.946	231.491	230.538	230.538	230.538
Consumer, institutional, and commercial products, n.e.c.	07	2B	12/06	194.721	194.630	194.841	195.515	195.845
All other consumer, institutional, and commercial products.	07	2B01	12/06	194.721	194.630	194.841	195.515	195.845
All other consumer, institutional, and commercial products.	07	2B0101	12/06	194.721	194.630	194.841	195.515	195.845
Consumer and institutional polystyrene foam products.	07	2B01011	12/07	225.147	224.273	224.506	224.345	225.159
Consumer and institutional polyurethane foam products.	07	2B01013	12/07	203.956	203.956	203.956	203.956	203.956
Consumer/institutional/commercial fabricated plastics products.	07	2B01015	12/07	176.955	176.990	177.192	177.980	178.224
Recyclable plastics.	07	2C	12/11	84.221	83.376	80.413	—	—
Recyclable plastics.	07	2C01	12/11	84.221	83.376	80.413	—	—
Recyclable plastics.	07	2C0101	12/11	84.221	83.376	80.413	—	—
Lumber and wood products.	08	—		295.550	295.559	297.028	297.581	299.397
Lumber.	08	1		244.746	246.536	248.576	251.805	255.807
Softwood lumber.	08	11		241.386	244.297	247.904	255.753	259.415
Softwood cut stock and dimension.	08	1105		232.229	232.581	230.410	236.694	236.769
Softwood cut stock and dimension.	08	110503		247.860	248.236	245.918	252.626	252.706
Softwood lumber, not edge worked.	08	1106	12/03	122.518	124.218	126.494	130.925	133.067
Softwood lumber, not edge worked.	08	110601	12/03	122.518	124.218	126.494	130.925	133.067
Softwood dressed lumber, less than 2 inches in nominal thickness, not edge worked.	08	1106012	06/12	106.392	106.813	117.599	126.700	134.926
Softwood dressed 2-inch lumber, 2 inches in nominal thickness only, not edge worked.	08	1106013	06/12	130.744	133.335	136.338	142.826	144.736
Softwood dressed lumber and timbers, more than 2 inches in nominal thickness, not edge worked.	08	1106014	06/12	114.692	118.215	115.039	117.579	120.762
Softwood lumber, made from purchased lumber.	08	1107	12/03	255.745	256.336	255.789	256.057	257.041
Softwood lumber, made from purchased lumber.	08	110701	12/03	255.745	256.336	255.789	256.057	257.041
Hardwood lumber.	08	12		260.047	260.278	260.121	256.754	261.421
Hardwood cut stock and dimension.	08	1203		297.248	300.127	303.006	306.786	310.568
Hardwood cut stock and dimension.	08	120311	06/84	258.618	261.122	263.626	266.915	270.206

See footnotes at end of table.

Table 9. Producer price indexes for commodity and service groupings and individual items, not seasonally adjusted — Continued

[April 2024, Index base 1982=100, unless otherwise indicated]

Title	Commodity code		Other index base	Unadjusted index ¹				
	Group code	Item code		Dec. 2023	Jan. 2024 ^P	Feb. 2024 ^P	Mar. 2024 ^P	Apr. 2024 ^P
Hardwood flooring.....	08	1204	06/84	264.293	264.575	265.125	262.598	264.966
Oak and maple hardwood flooring.....	08	120401	06/84	267.010	267.314	268.499	265.781	268.328
Hardwood flooring, other than oak and maple.....	08	120402	12/11	153.744	153.744	148.437	148.437	148.437
Hardwood lumber, not edge worked.....	08	1205	12/03	104.249	104.081	103.598	100.994	103.319
Hardwood lumber, not edge worked.....	08	120501	12/03	104.249	104.081	103.598	100.994	103.319
Millwork.....	08	2		350.907	350.741	355.527	354.500	355.841
General millwork.....	08	21		331.319	331.498	337.391	337.368	338.769
General millwork.....	08	2101		331.319	331.498	337.391	337.368	338.769
Stock wood kitchen cabinets, related cabinetwork and countertops.....	08	210102	12/12	121.726	121.726	121.806	121.806	121.806
Stock wood kitchen cabinets and related cabinetwork for permanent installation.....	08	2101021	12/09	128.504	128.504	128.615	128.615	128.615
Custom wood kitchen cabinets, bathroom vanities, and related cabinetwork.....	08	210105	12/12	149.297	149.369	154.714	154.714	154.714
Custom wood kitchen cabinets and related cabinetwork not sold direct to customer at retail.....	08	2101051	12/09	174.655	174.785	183.217	183.217	183.217
Custom wood kitchen cabinets, bathroom vanities, and related cabinet work sold at retail.....	08	2101052	12/09	143.221	143.221	144.993	144.993	144.993
Wood window units.....	08	210112	06/83	375.868	375.868	387.816	387.816	387.816
Double hung wood window units.....	08	2101121	06/13	166.527	166.527	171.628	171.628	171.628
Casement wood window units.....	08	2101122	06/13	184.848	184.848	190.660	190.660	190.660
All other wood window units, including horizontal sliding, awning and single hung.....	08	2101123	06/13	157.605	157.605	163.237	163.237	163.237
Wood sash, excluding sash shipped in window units.....	08	210122	06/83	378.806	378.806	392.023	392.023	392.023
Wood window & door frames, incl. door frames in door units, excl. window frames in window units.....	08	210132	06/83	205.699	205.699	207.853	207.853	210.180
Wood panel, flush, & molded face doors, interior & exterior, incl. doors with glazed sections.....	08	210142	06/83	351.302	351.145	360.378	359.533	362.338
Other wood doors, incl. garage, patio, bifold, cabinet, screen, storm and louver.....	08	210152	06/83	322.415	324.001	332.775	332.813	332.882
Wood moldings.....	08	210162	06/83	351.010	350.607	350.793	351.193	350.303
Mirror and picture frames and framed pictures.....	08	210175	06/02	148.882	148.882	153.598	153.598	153.598
Other wood millwork products, including stairwork, exterior millwork, and softwood flooring.....	08	210183	06/83	308.313	308.823	309.329	309.598	319.404
Prefabricated structural members.....	08	22		460.645	459.043	459.671	454.431	455.632
Prefabricated structural members.....	08	2201		460.645	459.043	459.671	454.431	455.632
Laminated veneer lumber.....	08	220107	12/03	233.314	232.822	235.889	235.463	235.463
Other engineered structural wood members, excluding trusses & laminated veneer lumber.....	08	220108	12/03	228.724	224.338	224.712	224.853	224.734
Wood trusses.....	08	220109	12/03	281.469	281.486	281.420	277.070	278.108
Plywood.....	08	3		285.336	285.094	281.661	281.091	284.287
Softwood veneer and plywood.....	08	31		333.011	335.289	328.601	327.692	331.787
Softwood veneer and plywood.....	08	3103		260.057	261.836	256.614	255.904	259.102
Softwood veneer and plywood.....	08	310303	12/05	160.663	161.762	158.536	158.097	160.073
Softwood veneer, incl. veneer backed w/ paper, cloth, or other flexible material.....	08	3103031	12/07	129.905	129.269	129.038	132.593	136.330
Softwood plywood products: rough, sanded, and specialties.....	08	3103035	12/11	195.033	197.568	191.779	188.169	188.883
Hardwood veneer and plywood.....	08	35	12/05	159.573	157.806	157.594	157.432	158.986
Hardwood veneer and plywood.....	08	3501	12/05	159.573	157.806	157.594	157.432	158.986
Hardwood veneer, including veneer backed with paper, cloth, or other flexible material.....	08	350102	12/11	135.991	135.691	134.964	134.946	137.137
Hardwood plywood.....	08	350104	12/12	160.686	156.968	156.657	156.742	156.843
Hardwood veneered panels, including two-ply veneers.....	08	350107	12/11	150.273	148.962	150.585	149.569	151.432
Other wood products.....	08	4		212.550	210.963	210.423	210.654	210.868
Wood pallets and pallet containers, wood and metal combination.....	08	41		352.541	349.729	346.219	345.686	342.128
Wood pallets and pallet containers.....	08	4101		352.541	349.729	346.219	345.686	342.128
Wood pallets and pallet containers, wood and metal combination.....	08	410101	12/09	180.522	179.082	177.285	177.012	175.190
Wood boxes.....	08	42		225.081	218.151	218.384	216.882	226.015
Wood boxes.....	08	4201		225.081	218.151	218.384	216.882	226.015
Nailed and lock-corner wood boxes.....	08	420101	06/85	212.477	212.452	212.452	212.452	212.452
Wood box and crate shook.....	08	420102	06/85	226.262	224.528	225.063	221.612	224.469
Other wood container parts and wood containers.....	08	420127	12/03	122.812	115.237	115.237	115.237	124.921
Miscellaneous wood products.....	08	49		154.495	154.001	154.840	155.660	156.827
Wood ties, siding, shingles, and shakes, and contract sawing of logs owned by others.....	08	4903	12/03	183.783	183.382	180.728	180.728	180.728
Wood ties, siding, shingles, and shakes, and contract sawing of logs owned by others.....	08	490301	12/03	183.783	183.382	180.728	180.728	180.728
Sawn wood fence stock, wood lath, and contract resawing and planing.....	08	4904	12/03	220.450	220.450	220.450	220.450	220.450
Sawn wood fence stock, wood lath, and contract resawing and planing.....	08	490401	12/03	220.450	220.450	220.450	220.450	220.450

See footnotes at end of table.

Table 9. Producer price indexes for commodity and service groupings and individual items, not seasonally adjusted — Continued
 [April 2024, Index base 1982=100, unless otherwise indicated]

Title	Commodity code		Other index base	Unadjusted index ¹				
	Group code	Item code		Dec. 2023	Jan. 2024 ^P	Feb. 2024 ^P	Mar. 2024 ^P	Apr. 2024 ^P
All other miscellaneous wood products.....	08	4909	06/84	241.878	241.009	242.843	244.354	246.508
All other miscellaneous wood products.....	08	490901	06/84	241.878	241.009	242.843	244.354	246.508
Logs, bolts, timber, pulpwood and wood chips.....	08	5		264.033	264.375	263.063	263.175	263.263
Logs, bolts, timber, pulpwood and wood chips.....	08	51		264.033	264.375	263.063	263.175	263.263
Logs, bolts, timber, pulpwood and wood chips.....	08	5105	12/11	112.821	112.968	112.407	112.455	112.492
Logs, bolts, timber and pulpwood.....	08	510502	12/11	111.579	111.553	110.765	110.894	110.933
Wood chips, excluding field chips.....	08	510505	12/11	114.029	114.887	115.296	115.004	115.033
Prefabricated wood buildings & components.....	08	6	12/84	382.709	381.090	380.930	382.340	385.785
Prefabricated wood buildings & components.....	08	61	12/84	382.709	381.090	380.930	382.340	385.785
Prefabricated wood buildings and components.....	08	6101	12/84	382.709	381.090	380.930	382.340	385.785
Prefabricated stationary wood buildings, components (not sold as complete units).....	08	610101	12/84	209.037	217.150	217.071	217.379	219.373
Prefabricated stationary wood buildings, precut packages (complete units).....	08	610102	12/84	522.628	516.495	516.415	518.841	517.709
Prefabricated stationary wood buildings, shipped in panel form (complete units).....	08	610103	12/84	597.141	585.948	585.396	588.298	601.880
Prefabricated stationary wood buildings, shipped in three-dimensional assemblies.....	08	610104	12/84	402.205	404.603	404.603	405.507	405.507
Prefabricated stationary wood buildings, three-dimensional assemblies, residential.....	08	6101041	12/11	190.173	191.423	191.423	191.896	191.896
Prefabricated stationary wood buildings, three-dimensional assemblies, nonresidential.....	08	6101042	12/11	181.628	181.706	181.706	181.723	181.723
Treated wood and contract wood preserving.....	08	7	06/85	282.586	282.432	281.429	281.999	282.492
Treated wood and contract wood preserving.....	08	71	06/85	282.586	282.432	281.429	281.999	282.492
Treated wood.....	08	7101	06/85	288.664	288.500	287.373	287.981	288.425
Wood poles, piles, and posts owned and treated by the same establishment.....	08	710101	06/85	436.197	433.755	432.215	433.335	436.226
Other wood products owned and treated by the same establishment.....	08	710102	06/85	237.027	238.426	237.387	237.746	236.558
Contract wood preservation.....	08	7102	06/85	224.930	224.930	225.955	225.955	227.417
Receipts for treating wood owned by others w/ arsenical chemicals, creosote, & other chemicals.....	08	710201	06/85	224.930	224.930	225.955	225.955	227.417
Pulp, paper, and allied products.....	09	—		330.546	331.929	333.239	334.691	336.515
Pulp, paper, and prod., ex. bldg. paper.....	09	1		283.711	284.484	285.944	286.711	288.269
Wood pulp.....	09	11		205.776	209.264	210.580	215.869	221.092
Wood pulp.....	09	1105	06/06	142.857	145.279	146.193	149.864	153.490
Wood pulp.....	09	110501	06/06	142.857	145.279	146.193	149.864	153.490
Special alpha and dissolving wood pulp, incl. sulfite and sulfate and other wood pulp.....	09	1105012	12/11	107.203	109.183	109.952	113.041	116.975
All other miscellaneous pulp, other than wood, and pulp mill byproducts incl. turpentine.....	09	1105017	12/07	167.330	168.064	168.064	168.064	156.695
Recyclable paper.....	09	12		293.796	317.322	358.264	394.729	391.903
News and other low grade recyclable paper.....	09	1201		213.392	242.869	285.368	316.598	316.598
News and other low grade recyclable paper.....	09	120125	06/06	96.339	109.647	128.833	142.933	142.933
Corrugated recyclable paper.....	09	1203		268.338	285.694	317.729	347.910	343.920
Corrugated recyclable paper.....	09	120325	06/06	92.173	98.135	109.138	119.505	118.135
High grade recyclable paper (including pulp substitutes and deinking).....	09	1207	12/86	180.475	200.111	232.916	260.536	261.180
High grade recyclable (including pulp substitutes and deinking).....	09	120725	06/06	135.688	150.451	175.115	195.881	196.365
Paper.....	09	13		246.932	247.658	248.370	247.756	248.545
Writing and printing papers.....	09	1301		240.111	241.677	241.527	239.481	238.944
Bleached bristol, clay-coated, uncoated, and industrial converted paper.....	09	130119	12/11	129.514	130.343	130.172	129.054	128.293
Newsprint.....	09	1302		140.304	138.173	134.518	133.274	126.560
Newsprint.....	09	130291		140.304	138.173	134.518	133.274	126.560
Packaging and industrial converting paper.....	09	1303		316.509	316.187	318.821	320.242	322.464
Coated and laminated single and multi-web paper.....	09	130321	12/87	269.920	271.924	271.924	271.733	271.836
Single-web paper, rolls and sheets, including waxed, for flexible packaging uses.....	09	1303211	12/11	166.454	166.675	166.675	166.675	166.675
Multiweb laminated rolls and sheets, except foil, for flexible packaging uses.....	09	1303213	12/11	135.313	137.199	137.199	137.001	137.108
Coated and laminated single and multi-web film.....	09	130322	12/87	252.942	252.182	254.614	255.661	258.252
Single-web film, rolls, and sheets, including coextruded, for flexible packaging uses.....	09	130322A	01/19	126.965	127.879	129.140	129.853	130.752
Single-web film, rolls, and sheets for flexible packaging uses.....	09	130322A1	12/11	140.159	141.464	142.433	143.233	144.086
Coextruded single-web film, for flexible packaging uses.....	09	130322A2	12/11	133.903	133.625	136.732	137.429	138.958
All other coated and processed papers.....	09	1305	12/82	262.613	264.344	263.937	263.048	270.162
Converted foil for nonpackaging applications.....	09	130505	06/13	122.601	122.601	122.601	122.601	122.601
Other coated and processed papers, except for packaging uses.....	09	130506	06/13	124.551	125.601	125.354	124.815	129.128
Paperboard.....	09	14		326.123	328.547	327.928	328.447	330.665

See footnotes at end of table.

Table 9. Producer price indexes for commodity and service groupings and individual items, not seasonally adjusted — Continued
 [April 2024, Index base 1982=100, unless otherwise indicated]

Title	Commodity code		Other index base	Unadjusted index ¹				
	Group code	Item code		Dec. 2023	Jan. 2024 ^P	Feb. 2024 ^P	Mar. 2024 ^P	Apr. 2024 ^P
Corrugated paperboard in sheets and rolls, lined and unlined.....	09	1405		325.992	329.730	329.689	329.689	329.689
Corrugated paperboard in sheets and rolls, lined and unlined.....	09	140551		325.992	329.730	329.689	329.689	329.689
Paperboard, excluding corrugated paperboard in sheets and rolls.....	09	1411	12/82	345.637	347.896	347.104	347.777	350.650
Recycled paperboard.....	09	141105	12/82	386.203	382.684	380.292	381.942	389.239
Unbleached kraft packaging and industrial converting paperboard.....	09	141107	12/99	203.689	204.305	203.950	204.343	205.922
Bleached packaging and industrial converting paperboard.....	09	141112	05/21	127.816	127.816	127.816	127.816	127.816
Converted paper and paperboard products.....	09	15		302.934	301.877	302.482	301.705	303.407
Sanitary paper products, including stock.....	09	1501		217.322	216.903	217.235	215.861	216.367
Sanitary paper products, including stock.....	09	150123	12/99	150.810	150.519	150.750	149.796	150.147
Sanitary tissue paper products, made in paper mills.....	09	1501233	12/07	131.904	131.584	131.542	131.382	131.196
Disposable diapers and similar disposable products, purchased sanitary paper stock and wadding.....	09	1501234	12/07	123.291	123.291	123.291	123.291	123.347
Sanitary tissue paper products, made from purchased sanitary paper stock or wadding.....	09	1501235	12/07	142.747	142.402	143.475	139.947	141.850
Paper, plastic, and foil bags.....	09	1502		354.391	354.748	354.426	355.858	358.867
Uncoated single-web paper grocers' bags and sacks and variety and shopping bags.....	09	150214	12/83	459.643	459.643	459.457	479.032	479.032
Specialty bags, pouches and liners.....	09	150216	12/83	283.333	283.661	283.375	283.623	285.348
Plastics, foil, and coated paper bags.....	09	1502161	12/10	155.065	155.123	153.591	153.455	153.092
Specialty bags, pouches, and liners, multiweb laminations and foil, except film-film.....	09	15021612	06/13	151.371	151.482	150.224	150.090	149.735
Single-web film specialty bags, pouches, and liners.....	09	1502162	12/10	138.489	138.664	138.703	138.846	139.842
Polyethylene grocery and variety bags and pouches.....	09	15021621	12/11	121.320	121.320	121.468	121.468	121.468
Polyethylene refuse bags.....	09	15021622	12/11	129.872	129.389	127.465	127.598	129.126
Other polyethylene bags, pouches, and liners.....	09	15021625	12/11	146.443	147.403	147.826	148.453	150.772
Coextruded single-web film specialty bags, pouches, & liners.....	09	15021626	06/13	141.564	141.564	142.964	142.964	142.964
Multiweb film/film combination specialty bags, pouches and liners.....	09	1502163	12/10	140.172	140.279	139.065	139.678	140.401
Paper boxes and containers.....	09	1503		343.576	341.910	341.995	340.791	343.064
Corrugated shipping containers.....	09	150301	06/87	324.897	320.256	319.027	320.647	323.689
Corrugated shipping containers for food and beverages and carryout boxes for retail food.....	09	1503011	12/09	159.202	157.687	157.218	156.920	158.809
Corrugated shipping containers for paper and allied products.....	09	1503012	12/09	153.445	153.173	153.005	157.520	158.445
Corrugated shipping containers for metal and electrical machinery.....	09	1503013	12/09	195.078	183.975	183.922	184.663	189.167
Corrugated shipping containers for all other end uses.....	09	1503014	12/09	168.376	166.938	165.747	166.192	166.690
Setup (rigid) paperboard boxes.....	09	150322	12/83	510.244	510.244	510.244	511.343	521.012
Folding paperboard boxes, packaging, and packaging components.....	09	150336	12/04	158.579	160.584	161.959	158.801	159.008
Folding paperboard boxes, packaging, and packaging components.....	09	15033601	12/11	145.255	147.092	148.351	145.459	145.649
Paperboard fiber drums with ends of any material.....	09	150337		537.059	537.584	539.713	541.759	554.255
Other corrugated and solid fiber products, including containers, pallets, pads, etc.....	09	1504		442.621	441.682	442.616	444.299	450.764
Other corrugated and solid fiber products, including containers, pallets, pads, etc.....	09	150441		615.560	614.255	615.553	617.893	626.885
Office supplies and accessories.....	09	1506		268.379	263.422	267.905	268.989	269.240
Envelopes.....	09	150636	12/84	252.329	245.914	244.082	246.695	247.518
Die-cut paper and paperboard office supplies.....	09	150646	12/03	300.683	319.028	319.035	319.035	319.035
Paper supplies for business machines and other misc. unprinted office supplies.....	09	150655	06/90	254.575	237.692	260.024	259.254	260.783
Tablets, pads, and related products.....	09	150657	12/11	142.009	142.009	141.858	141.257	139.311
Fiber cans, tubes, and similar fiber products.....	09	1507		494.270	494.422	494.269	490.328	499.308
Fiber cans, all fiber and composite.....	09	150731	12/09	192.897	193.075	193.001	186.225	194.695
Fiber cores and tubes.....	09	150732	12/09	188.391	188.391	188.338	189.443	190.483
Paperboard cones, reels, spools, bobbins, blocks, and all vulcanized fiber products.....	09	150733	12/09	168.898	168.898	168.898	168.898	168.898
Molded pulp goods, including egg cartons, florists pots, food trays, etc.....	09	1508	06/85	269.066	268.319	270.833	266.501	271.506
Molded pulp goods, including egg cartons, florists pots, food trays, etc.....	09	150814	06/90	234.194	233.543	235.732	231.961	236.317
Miscellaneous converted paper and paperboard products.....	09	1509	12/84	252.626	253.259	255.024	254.539	253.866
Pasted, lined, laminated, or surface-coated paperboard.....	09	150901	12/84	329.858	329.860	328.805	328.805	329.083
Wallcoverings.....	09	150902	06/85	192.634	192.634	192.634	192.634	192.634
Other sanitary paper products & misc. converted paper & paperboard products.....	09	150999	12/84	249.210	249.995	252.359	251.757	250.875
Miscellaneous converted paper and paperboard products.....	09	1509992	06/10	154.157	154.643	156.105	155.733	155.187
Pressure-sensitive products.....	09	16	12/82	244.006	243.900	242.612	242.567	243.578
Pressure-sensitive products.....	09	1601	12/82	244.006	243.900	242.612	242.567	243.578
Pressure-sensitive products.....	09	160101	12/82	243.507	243.401	242.116	242.071	243.080
Building paper & building board mill prods.....	09	2		319.488	319.899	318.390	340.824	360.064
Hardboard, particleboard & fiberboard prods.....	09	22		301.397	301.785	300.362	321.526	339.676
Particleboard and fiberboard.....	09	2201		310.718	311.076	309.548	332.274	351.765
Particleboard made from particleboard produced at the same location.....	09	220125	12/82	349.204	347.118	347.195	347.552	347.552
Medium density fiberboard (MDF) made from MDF produced at the same location.....	09	220131	06/84	-	252.048	251.610	252.646	-

See footnotes at end of table.

Table 9. Producer price indexes for commodity and service groupings and individual items, not seasonally adjusted — Continued
 [April 2024, Index base 1982=100, unless otherwise indicated]

Title	Commodity code		Other index base	Unadjusted index ¹				
	Group code	Item code		Dec. 2023	Jan. 2024 ^P	Feb. 2024 ^P	Mar. 2024 ^P	Apr. 2024 ^P
Prefinished particleboard and medium density fiberboard (MDF) made from purchased materials.....	09	220141	12/02	249.668	242.968	242.968	242.968	242.968
Hardboard products.....	09	2202	06/84	240.311	241.395	241.395	241.395	241.395
Hardboard products.....	09	220206	12/11	183.198	184.024	184.024	184.024	184.024
Publications, printed matter and printing material.....	09	4	06/09	143.639	144.822	145.092	145.312	145.257
Books printing.....	09	44	12/83	283.782	290.107	291.537	291.537	298.176
Books printing.....	09	4401	12/83	283.782	290.107	291.537	291.537	298.176
Books printing.....	09	440114	06/05	180.587	184.612	185.522	185.522	189.747
Textbook printing and binding.....	09	4401141	12/11	159.120	159.120	157.782	157.782	157.782
Technical, scientific, & professional book printing & binding.....	09	4401143	12/11	139.520	139.520	137.998	137.998	137.998
Religious book printing and binding.....	09	4401145	12/11	164.722	164.670	162.273	162.273	165.164
General book (trade, etc.) printing and binding.....	09	4401147	12/11	232.441	242.317	247.206	247.206	259.455
Other book and pamphlet printing and binding.....	09	440114E	12/11	118.258	121.263	121.227	121.227	121.227
Manifold business forms printing.....	09	45	12/83	422.097	435.935	435.935	435.935	—
Manifold business forms printing.....	09	4501	12/83	422.097	435.935	435.935	435.935	—
Manifold business forms printing, excluding checkbooks.....	09	450105	09/18	114.289	118.035	118.035	118.035	—
Commercial printing.....	09	47	06/82	233.172	234.935	235.306	235.615	235.138
Magazine and periodical printing.....	09	4701	06/82	170.118	169.592	169.576	169.576	166.083
Magazine and periodical printing (lithographic).....	09	470102	06/82	181.040	180.480	180.462	180.462	176.746
Label and wrapper printing for packaging.....	09	4702	06/82	259.647	259.695	259.638	259.638	259.638
Label and wrapper printing (lithographic).....	09	470202	06/82	176.277	176.277	176.277	176.277	176.277
Label and wrapper printing (flexographic).....	09	470205	12/08	163.489	163.535	163.480	163.480	163.480
Catalog and directory printing.....	09	4703	06/82	158.297	159.059	159.059	159.059	157.208
Catalog and directory printing (lithographic).....	09	470302	06/82	172.311	173.141	173.141	173.141	171.126
Advertising printing.....	09	4705	06/82	187.409	187.973	187.973	187.899	185.351
Advertising printing (lithographic).....	09	470506	06/82	184.206	184.771	184.771	184.696	182.145
Other general job printing.....	09	4706	06/82	307.372	308.111	311.554	311.548	317.419
Quick printing.....	09	470604	12/08	130.741	132.861	144.323	144.323	—
Other commercial and general job printing.....	09	470609	06/82	307.317	307.446	307.446	307.439	307.127
Other commercial and general job printing (lithographic).....	09	4706091	06/09	139.267	139.324	139.324	139.321	139.167
All other commercial and general job printing.....	09	4706094	09/18	130.604	130.667	130.667	130.667	130.667
Other commercial printing, incl. screen, engraving, digital, & general job exc. labels/wrappers.....	09	4711	12/88	202.210	206.140	206.140	206.951	206.293
Commercial screen printing, excluding on garments, apparel accessories, & other fabric articles.....	09	471101	06/82	183.155	185.675	185.675	186.257	186.257
Screen printing (excluding on textiles, apparel, apparel accessories, and labels).....	09	4711012	06/09	130.390	132.183	132.183	132.598	132.598
Other commercial and general job screen printing.....	09	47110123	06/10	130.102	133.252	133.252	134.432	134.432
Digital printing.....	09	471103	12/88	154.584	158.163	158.163	158.892	158.238
Blankbooks, binders, and bookbinding work.....	09	48	06/85	339.525	339.393	340.642	344.045	343.942
Tradebinding and related work.....	09	4802	12/85	216.668	216.532	217.828	221.358	221.252
Miscellaneous binding and postpress work, incl collating, perforating, folding, gluing, etc.....	09	480203	12/11	132.463	132.139	132.139	132.139	132.139
Softcover, pamphlet, sample book, and other binding of books and materials printed elsewhere.....	09	480204	12/11	145.236	145.236	145.343	146.033	145.826
Services for the printing trade.....	09	49	06/85	113.786	113.786	114.046	114.046	114.046
Prepress services, including platemaking.....	09	4905	12/03	101.506	101.506	101.738	101.738	101.738
Prepress services, excl platemaking (incl film, assembled flats, color sep., typesetting, etc.).....	09	490501	12/03	99.504	99.504	99.504	99.504	—
Printing plates and cylinders, prepared for printing (excl blank plates and blank cylinders).....	09	490502	12/03	109.292	109.292	109.915	109.915	109.915
Metals and metal products.....	10	—		308.284	312.235	314.023	308.448	309.317
Iron and steel.....	10	1		325.503	338.375	344.648	319.902	314.367
Iron ores.....	10	11		203.905	205.036	206.540	203.955	203.052
Iron ores.....	10	1105	12/97	214.277	215.466	217.047	214.330	213.381
Iron ores.....	10	110555	12/97	214.277	215.466	217.047	214.330	213.381
Iron and steel scrap.....	10	12		608.785	620.161	602.672	544.468	547.780
Carbon steel scrap.....	10	1211	12/86	568.841	581.644	566.228	504.253	503.340
Heavy melting scrap.....	10	121191	06/96	319.733	336.448	329.924	295.582	294.333
Carbon steel scrap bundles.....	10	121192	06/96	323.366	319.514	303.052	266.182	266.320
Shredded carbon steel scrap.....	10	121193	06/96	275.765	285.211	278.288	247.460	247.460
Cut plate and structural scrap.....	10	121194	06/96	319.017	312.248	308.482	274.704	273.156
Stainless and other alloy steel scrap.....	10	1212	12/86	445.962	439.280	429.238	464.403	500.912
Stainless and other alloy steel scrap.....	10	121208	06/96	288.934	284.605	278.098	300.881	324.535
Cast iron scrap.....	10	1213	12/86	291.706	289.757	280.148	264.114	274.055
Cast iron scrap.....	10	121308	06/96	227.102	225.585	218.104	205.621	213.360
Other ferrous scrap.....	10	1215	06/06	108.145	105.862	—	—	—
Other ferrous scrap.....	10	121501	06/06	108.145	105.862	—	—	—

See footnotes at end of table.

Table 9. Producer price indexes for commodity and service groupings and individual items, not seasonally adjusted — Continued
 [April 2024, Index base 1982=100, unless otherwise indicated]

Title	Commodity code		Other index base	Unadjusted index ¹				
	Group code	Item code		Dec. 2023	Jan. 2024 ^P	Feb. 2024 ^P	Mar. 2024 ^P	Apr. 2024 ^P
Foundry and forge shop products.....	10	15		281.048	282.889	284.475	285.498	284.537
Pressure and soil pipe and fittings, cast iron.....	10	1502		585.553	597.935	598.017	598.001	597.403
Cast iron pressure and soil pipe and fittings, except ductile pressure pipe.....	10	150227		1,106.794	1,158.147	1,158.272	1,158.245	1,157.834
Other gray and ductile iron castings.....	10	1504		269.103	272.579	272.971	272.293	271.754
Ductile iron castings (excluding pressure pipe & fittings).....	10	150413	12/03	193.763	195.334	195.700	194.803	193.944
Gray iron castings (including molds and stools for heavy steel ingots).....	10	150419	12/11	137.836	140.551	140.669	140.731	140.929
Standard and pearlitic malleable iron castings.....	10	1505		471.571	477.298	477.228	477.216	474.476
Standard and pearlitic malleable iron castings.....	10	150501		471.571	477.298	477.228	477.216	474.476
Steel investment castings.....	10	1506		316.434	316.280	316.280	316.280	311.313
Steel investment castings.....	10	150624	12/03	180.630	180.542	180.542	180.542	177.707
Carbon steel castings, except investment.....	10	1507		301.974	303.120	303.721	303.716	303.683
Carbon steel castings, except investment.....	10	150701	12/03	204.395	205.171	205.578	205.574	205.552
High alloy steel castings, excluding investment.....	10	1508		399.322	398.489	399.339	399.314	399.314
High alloy steel castings, excluding investment.....	10	150801	12/03	293.336	292.723	293.348	293.329	293.329
Other alloy steel castings, except investment.....	10	1509		296.306	284.619	284.619	284.619	284.619
Other alloy steel castings, except investment.....	10	150901	12/03	212.254	203.882	203.882	203.882	203.882
Other forge shop products.....	10	1513	06/82	199.589	201.479	204.754	207.633	207.635
Closed die forgings, ferrous.....	10	151359	06/98	146.117	148.256	151.721	154.753	154.755
Hot impression die impact, press and upset steel forgings.....	10	15135912	12/17	119.213	121.132	124.240	127.096	127.097
Hot impression die impact, press, and upset carbon steel forgings.....	10	151359121	12/17	110.215	114.808	-	-	-
Hot impression die impact, press, & upset alloy steel forgings, except stainless and high temp.....	10	151359122	12/17	123.165	122.248	123.024	122.924	122.928
Steel mill products.....	10	17		305.125	321.416	332.532	305.581	297.434
Semifinished steel mill products.....	10	1702	06/82	422.028	428.386	425.668	415.854	410.854
Hot rolled steel bars, plates, and structural shapes.....	10	1704	06/82	281.300	281.813	288.609	289.493	285.138
Hot rolled steel bars, plates, & structural shapes, alloy.....	10	170406	12/10	-	141.307	138.488	137.721	-
Hot rolled steel bars, plates, and structural shapes, carbon.....	10	170410	12/17	161.943	162.182	166.714	167.326	164.800
Steel wire.....	10	1705	06/82	379.254	381.560	381.927	376.352	373.894
Steel wire, carbon.....	10	170501	12/03	339.742	341.670	342.167	340.757	339.054
Steel pipe and tube.....	10	1706	06/82	380.899	389.270	394.148	383.846	375.142
Steel pipe and tube, carbon.....	10	170652	12/17	160.955	166.031	168.766	163.164	158.301
Steel pipe and tube, stainless steel.....	10	170674	12/10	139.526	139.660	139.538	139.220	140.115
Cold rolled steel sheet and strip.....	10	1707	06/82	413.808	433.171	454.090	396.888	385.121
Cold rolled steel sheet and strip.....	10	170710	06/82	413.808	433.171	454.090	396.888	385.121
Cold finished steel bars and bar shapes.....	10	1708	06/82	266.596	275.085	275.020	273.797	269.217
Cold finished steel bars and bar shapes.....	10	170810	12/17	139.162	143.593	143.559	142.921	140.530
Electrometallurgical ferroalloy products.....	10	1712	12/17	121.605	114.083	112.264	106.629	107.472
Electrometallurgical ferroalloy products.....	10	171201	12/17	121.605	114.083	112.264	106.629	107.472
Nonferrous metals.....	10	2		323.022	321.669	321.357	326.565	335.102
Nonferrous metal ores.....	10	21	12/83	534.075	528.855	523.794	538.329	553.644
Primary nonferrous metals.....	10	22		237.918	239.297	244.980	247.656	255.572
Primary nonferrous metals.....	10	2201		243.786	245.198	251.021	253.764	261.875
Copper cathode and refined copper.....	10	220131	12/96	237.206	236.723	-	-	-
Other nonferrous metals, unalloyed.....	10	220181	06/88	362.976	362.315	-	-	-
Nonferrous scrap.....	10	23		444.558	436.639	433.796	450.503	468.617
Copper base scrap.....	10	2301		596.211	593.740	603.118	627.739	664.851
No. 1 copper scrap, including wire.....	10	230101	12/86	490.065	489.601	493.312	517.586	551.215
No. 2 copper scrap, including wire.....	10	230102	12/86	802.978	792.537	808.226	857.451	927.542
Yellow brass scrap.....	10	230103	12/86	658.070	654.300	677.579	678.656	694.192
Aluminum base scrap.....	10	2302		258.599	259.053	267.409	264.333	273.028
Used beverage can scrap.....	10	230205	12/86	171.324	177.653	188.542	202.164	218.941
Other nonferrous scrap (including lead, zinc and precious metals).....	10	2303		426.513	402.976	372.135	409.228	419.883
Other nonferrous scrap (including lead, zinc and precious metals).....	10	230309	06/06	182.408	172.342	159.151	175.015	179.572
Secondary nonferrous metals.....	10	24		307.207	307.921	305.064	313.182	321.795
Secondary aluminum.....	10	2402		257.161	254.456	255.042	255.945	257.637
Secondary aluminum.....	10	240229	06/97	160.042	158.358	158.723	159.285	160.338
Secondary copper, alloyed and unalloyed.....	10	2403		715.718	720.954	717.964	731.274	757.073
Secondary copper, alloyed and unalloyed.....	10	240339	06/97	468.989	472.420	470.461	479.182	496.087
Secondary precious metals.....	10	2406		403.210	414.134	405.525	440.813	470.986
Secondary precious metals.....	10	240669	06/97	478.098	491.051	480.844	522.685	558.463
All other miscellaneous secondary nonferrous metals, including lead and zinc.....	10	2408	06/11	97.068	97.261	94.539	95.972	98.022
All other miscellaneous secondary nonferrous metals, including lead and zinc.....	10	240801	06/11	97.068	97.261	94.539	95.972	98.022
Nonferrous mill shapes.....	10	25		263.906	263.778	263.866	264.369	269.289
Aluminum mill shapes.....	10	2501		226.844	225.148	225.517	224.452	225.491

See footnotes at end of table.

Table 9. Producer price indexes for commodity and service groupings and individual items, not seasonally adjusted — Continued
 [April 2024, Index base 1982=100, unless otherwise indicated]

Title	Commodity code		Other index base	Unadjusted index ¹				
	Group code	Item code		Dec. 2023	Jan. 2024 ^P	Feb. 2024 ^P	Mar. 2024 ^P	Apr. 2024 ^P
Extruded aluminum shapes, including rod, bar, and wire.....	10	250162	12/04	156.899	156.526	156.277	155.670	156.069
Copper and brass mill shapes.....	10	2502		570.562	575.231	570.767	581.342	608.674
Copper and copper alloy sheet, strip and plate.....	10	250237	12/03	304.146	304.145	301.693	—	—
Copper and copper alloy rod, bar and shapes.....	10	250238	12/03	341.250	346.873	342.410	350.772	365.420
Copper and copper alloy pipe and tube.....	10	250239	06/04	342.518	341.280	342.903	342.903	370.025
Nickel and nickel-base alloy mill shapes.....	10	2504		214.265	205.234	211.255	210.868	211.450
Nickel and nickel-base alloy mill shapes.....	10	250466	12/03	155.687	149.125	153.500	153.219	153.642
Titanium and titanium-base alloy mill shapes.....	10	2505		210.556	210.230	211.735	211.735	212.505
Titanium and titanium-base alloy mill shapes.....	10	250505	12/03	187.299	187.009	188.348	188.348	189.032
Other nonferrous mill shapes.....	10	2519		261.259	278.625	278.343	277.580	293.097
All other nonferrous metal mill shapes, except precious metal.....	10	251935	12/03	243.277	262.978	268.634	267.415	276.076
Nonferrous wire and cable.....	10	26		348.045	347.609	348.076	350.271	360.723
Nonferrous wire and cable.....	10	2603	12/82	357.006	356.559	357.038	359.289	370.010
Electronic wire and cable.....	10	260301	12/82	319.520	319.520	319.520	321.596	323.189
Copper wire and cable.....	10	260314	12/86	383.871	385.466	385.538	392.365	412.632
Power wire and cable.....	10	260332	06/04	461.467	461.037	460.390	449.786	452.649
Fiber optic cable.....	10	260333	12/88	63.004	60.688	60.688	60.688	60.688
Other wire and cable.....	10	260398	06/04	219.432	222.777	227.535	226.026	227.450
Nonferrous forge shop products.....	10	27	12/83	220.005	220.269	221.848	223.508	223.471
Nonferrous forge shop products.....	10	2701	12/83	220.005	220.269	221.848	223.508	223.471
Nonferrous forge shop products.....	10	270111	12/83	221.051	221.317	222.903	224.571	224.534
Hot impression die, impact, press and upset aluminum and other nonferrous forgings.....	10	27011111	12/07	131.511	131.682	132.719	133.809	133.785
Hot impression die, impact, press and upset aluminum and aluminum alloy forgings.....	10	27011111	12/07	134.109	133.565	133.468	135.406	135.359
Hot impression die, impact, press and upset titanium and titanium alloy forgings.....	10	27011112	12/07	122.563	122.563	124.995	124.995	124.995
Other nonferrous hot impression die impact, press, and upset forgings.....	10	27011113	12/07	171.401	179.378	179.378	181.494	181.494
Nonferrous foundry shop products.....	10	28		277.819	280.040	282.517	283.283	284.956
Aluminum castings.....	10	2802		231.955	232.892	234.971	235.566	235.781
Aluminum die-castings.....	10	280207	06/83	194.429	193.201	193.655	193.676	193.898
Aluminum castings, excluding die-castings.....	10	280208	05/18	133.937	136.821	139.521	140.421	140.496
Castings, nonferrous (except aluminum).....	10	2807	12/11	146.044	148.331	149.619	150.076	152.395
Castings, nonferrous (except aluminum).....	10	280701	12/11	146.044	148.331	149.619	150.076	152.395
Nonferrous die-castings (except aluminum).....	10	2807011	12/11	136.941	136.868	136.108	135.790	135.751
Copper base castings (excluding die-castings).....	10	2807013	12/11	134.053	133.871	134.109	135.635	141.855
Metal containers.....	10	3		224.210	225.151	225.642	225.384	225.157
Metal cans and can components.....	10	31		201.433	202.368	202.390	202.106	201.855
Steel cans and tinware end products.....	10	3102		321.381	320.222	320.222	319.120	320.222
Steel cans and tinware end products.....	10	310231	12/01	251.927	251.018	251.018	250.154	251.018
Aluminum cans and can components.....	10	3103		140.948	142.405	142.432	142.428	141.798
Aluminum cans and can components.....	10	310331	12/01	166.285	168.005	168.036	168.032	167.289
Barrels, drums, pails and other metal containers.....	10	32		438.339	439.333	444.239	444.239	444.240
Barrels, drums, pails and other metal containers.....	10	3201		438.339	439.333	444.239	444.239	444.240
Steel shipping barrels and drums (excl. beer barrels) (more than 12-gallon capacity).....	10	320106	12/11	160.054	160.054	168.333	168.333	168.333
All other metal containers.....	10	320107	12/11	182.579	183.415	181.856	181.856	181.857
Hardware.....	10	4		285.120	284.398	286.007	284.678	284.455
Hardware, n.e.c.....	10	41		285.971	284.097	286.911	284.748	284.403
Builders' hardware.....	10	4101		332.063	328.574	333.462	333.462	333.462
Builders' hardware (lock units, key blanks, door & window hardware, cabinet hardware, etc.).....	10	410104	06/07	167.340	165.581	168.045	168.045	168.045
Transportation equipment hardware.....	10	4103		204.592	204.081	204.081	204.081	203.170
Furniture hardware.....	10	4104		320.047	319.789	318.502	318.502	319.421
Furniture hardware.....	10	410411	06/85	285.921	285.691	284.541	284.541	285.362
Other miscellaneous hardware.....	10	4105	06/85	450.574	449.814	460.125	425.367	425.640
Other miscellaneous hardware.....	10	410502	12/03	318.791	318.253	325.549	300.957	301.150
Hand and edge tools.....	10	42		292.385	294.040	293.174	293.550	293.576
Hand and edge tools.....	10	4201		292.385	294.040	293.174	293.550	293.576
Mechanics hand service tools.....	10	420135	06/06	146.408	146.389	145.420	146.291	146.350
Edge tools, hand operated.....	10	420145	06/06	176.311	176.784	176.784	176.784	176.784
All other misc handtools, including cutting dies, machine & power-driven (except metal cutting).....	10	420155	06/06	149.685	151.422	150.916	150.916	150.916
Plumbing fixtures and fittings.....	10	5		333.601	337.939	338.679	339.405	339.464
Plumbing fixture fittings and trim.....	10	54		395.136	400.214	400.214	400.214	400.214
Plumbing fixtures, fittings, and trim.....	10	5402		394.971	400.046	400.046	400.046	400.046

See footnotes at end of table.

Table 9. Producer price indexes for commodity and service groupings and individual items, not seasonally adjusted — Continued
 [April 2024, Index base 1982=100, unless otherwise indicated]

Title	Commodity code		Other index base	Unadjusted index ¹				
	Group code	Item code		Dec. 2023	Jan. 2024 ^P	Feb. 2024 ^P	Mar. 2024 ^P	Apr. 2024 ^P
Lavatory and sink fittings.....	10	540218	06/98	204.550	207.737	207.737	207.737	207.737
Miscellaneous plumbing fixtures, fittings, and trim.....	10	540223	06/83	397.862	402.931	402.931	402.931	402.931
Enameled iron & metal sanitary ware.....	10	56	12/86	278.093	284.475	—	—	—
Enameled iron and metal sanitary ware.....	10	5601	12/86	278.093	284.475	—	—	—
Enameled iron and metal sanitary ware.....	10	560102	12/03	198.454	203.009	—	—	—
Heating equipment.....	10	6		392.209	392.508	393.431	397.321	399.268
Steam and hot water equipment.....	10	61		428.498	428.498	428.498	—	—
Steam and hot water equipment.....	10	6101		428.498	428.498	428.498	—	—
Cast iron heating boilers, radiators and convectors.....	10	610106	06/99	289.688	289.688	289.688	—	—
Furnaces and heaters, including parts.....	10	62		302.997	303.697	304.130	307.988	307.988
Furnaces and heaters, including parts.....	10	6201		302.997	303.697	304.130	307.988	307.988
Furnaces and heaters, including parts.....	10	620146	12/03	200.279	200.742	201.028	203.578	203.578
Warm air furnaces, including parts.....	10	6201461	12/09	176.802	177.372	177.562	180.702	180.702
Warm air furnaces.....	10	62014611	12/09	174.311	174.893	175.087	177.570	177.570
Floor and wall furnaces, unit heaters, infrared heaters, & mechanical stokers, including parts.....	10	6201462	12/09	155.715	155.715	156.078	156.078	156.078
Other heating equipment, non-electric, including parts.....	10	63		373.257	372.789	374.474	375.932	376.534
Other heating equipment, non-electric, including parts.....	10	6301		373.257	372.789	374.474	375.932	376.534
Other heating equipment, non-electric, including parts.....	10	630161	06/99	231.689	231.399	232.445	233.350	233.723
Domestic heating stoves.....	10	64		276.239	276.239	281.775	281.775	281.775
Domestic heating stoves.....	10	6401		276.239	276.239	281.775	281.775	281.775
Domestic heating stoves.....	10	640141	06/99	217.515	217.515	221.874	221.874	221.874
Domestic water heaters.....	10	66		570.610	570.888	570.889	580.085	590.622
Domestic water heaters.....	10	6601		570.610	570.888	570.889	580.085	590.622
Household water heaters, electric, for permanent installation.....	10	660101		564.318	564.476	564.476	575.407	586.639
Household water heaters, except electric.....	10	660114	12/00	347.673	347.881	347.882	352.876	359.027
Fabricated structural metal products.....	10	7		368.814	371.138	369.959	369.955	371.515
Metal doors, sash, and trim.....	10	71		433.470	433.477	433.733	433.771	433.888
Metal doors and frames (except storm).....	10	7102	06/83	410.739	410.748	410.985	411.044	411.210
Metal doors and frames (except storm).....	10	710209	06/07	213.081	213.086	213.209	213.239	213.325
Metal windows (except storm sash).....	10	7103	06/83	403.837	403.837	404.205	404.205	404.205
Metal windows (except storm sash).....	10	710313	06/97	275.704	275.704	275.955	275.955	275.955
Metal molding and trim and store fronts.....	10	7104	06/83	1,055.679	1,055.679	1,055.827	1,055.710	1,055.710
Metal molding and trim and store fronts.....	10	710413	06/83	1,055.679	1,055.679	1,055.827	1,055.710	1,055.710
Metal combination screen, storm sash, and storm doors.....	10	7105	06/83	259.937	259.937	260.222	260.222	260.223
Metal combination screen, storm sash, and storm doors.....	10	710515	06/83	259.937	259.937	260.222	260.222	260.223
Metal window and door screens (except combination screens) and metal weather strip.....	10	7107	05/16	154.042	154.042	154.042	154.042	154.042
Metal window and door screens (except combination screens) and metal weather strip.....	10	710717	05/16	154.042	154.042	154.042	154.042	154.042
Metal tanks.....	10	72		331.326	334.974	334.974	334.981	333.922
Metal tanks.....	10	7201		331.326	334.974	334.974	334.981	333.922
Metal tanks, heavy gauge, including field-erected.....	10	720123		331.326	334.974	334.974	334.981	333.922
Sheet metal products.....	10	73		318.286	318.103	320.370	322.223	322.122
Sheet metal products.....	10	7301		318.286	318.103	320.370	322.223	322.122
Sheet metal air-conditioning ducts and stove pipe.....	10	730120	12/03	289.813	289.813	289.813	288.434	288.434
Sheet metal roofing and roof drainage equipment.....	10	730170	12/03	247.479	249.122	247.479	247.479	247.479
Sheet metal electronic enclosures.....	10	7301C	06/11	149.033	149.109	148.956	150.411	150.048
Steel sheet metal computer & peripheral equipment enclosures.....	10	7301C1	06/11	136.572	136.910	136.670	136.784	136.074
Aluminum sheet metal computer & peripheral equipment enclosures.....	10	7301C2	06/11	179.103	179.103	179.031	179.574	179.571
Other sheet metal electronic enclosures (excl. computers).....	10	7301C3	06/11	140.504	140.310	140.244	143.260	143.208
Other sheet metal work.....	10	7301G	06/11	137.363	137.079	139.838	141.852	141.851
Aluminum and other sheet metal work.....	10	7301G3	06/11	128.025	127.547	128.112	128.456	128.453
Structural, architectural, and pre-engineered metal products.....	10	74		366.095	369.196	365.570	364.416	367.725
Fabricated structural metal.....	10	7405		371.944	373.932	367.930	365.490	364.852
Fabricated structural metal bar joists and concrete reinforcing bars.....	10	74051		373.083	378.625	369.767	364.663	362.013
Fabricated structural iron & steel for industrial bldgs metal bar joists, short span.....	10	740510	06/11	167.896	180.584	179.748	179.738	179.738
Fabricated structural iron & steel for commercial, residential, institutional, & public bldgs.....	10	740514	06/11	220.009	220.057	213.838	210.106	208.166
Other fabricated structural metal, including for bridges.....	10	74055	06/82	366.790	365.770	362.235	362.058	363.118
Fabricated structural metal for bridges.....	10	740553	12/07	169.283	163.932	158.413	158.124	162.322
Other fabricated structural iron and steel, aluminum, and other metals.....	10	740554	12/07	172.418	172.418	171.138	171.075	171.209
Custom roll form products.....	10	7407		208.573	215.574	215.437	215.437	215.437
Custom roll form products.....	10	740775	06/90	196.915	203.525	203.396	203.396	203.396
Ornamental and architectural metal work.....	10	7408	12/83	525.561	527.514	530.193	534.423	565.825

See footnotes at end of table.

Table 9. Producer price indexes for commodity and service groupings and individual items, not seasonally adjusted — Continued
 [April 2024, Index base 1982=100, unless otherwise indicated]

Title	Commodity code		Other index base	Unadjusted index ¹				
	Group code	Item code		Dec. 2023	Jan. 2024 ^P	Feb. 2024 ^P	Mar. 2024 ^P	Apr. 2024 ^P
Iron, steel, and aluminum stairs, staircases and fire escapes.....	10	740803	12/83	579.112	584.229	584.229	584.229	667.930
Steel and aluminum fences, gates (not wire), and railings and window guards.....	10	740813	12/97	289.195	289.517	290.841	291.163	303.431
Other architectural and ornamental metal work.....	10	74082	12/97	301.303	301.837	301.837	308.402	309.003
Other aluminum and metal architectural and ornamental work.....	10	740821	12/08	208.258	208.516	208.516	212.044	212.044
Fabricated metal pipe, tube, and fittings.....	10	7411	12/11	150.900	152.471	151.535	150.837	150.248
Fabricated metal pipe, tube, and fittings.....	10	741151	12/11	150.900	152.471	151.535	150.837	150.248
Heat exchangers and steam condensers.....	10	75		428.365	439.288	439.607	439.607	439.530
Heat exchangers and steam condensers.....	10	7501		428.019	438.933	439.251	439.251	439.175
Heat exchangers and steam condensers (except for nuclear applications).....	10	750103		420.123	420.333	420.552	420.552	420.423
Fabricated steel plate.....	10	76		330.753	330.753	330.753	330.753	330.753
Fabricated steel plate.....	10	7601		330.753	330.753	330.753	330.753	330.753
Fabricated steel plate.....	10	760102	12/01	225.774	225.774	225.774	225.774	225.774
Prefabricated metal buildings.....	10	79		550.535	553.955	554.945	558.369	559.497
Prefabricated metal building systems (excl. farm service bldgs, residential bldgs, and parts).....	10	7901		583.306	586.443	586.456	592.589	586.820
Prefabricated metal building systems (excl. farm service bldgs, residential bldgs, and parts).....	10	790101	12/97	423.763	426.042	426.052	430.507	426.316
Farm service buildings and other prefabricated and portable buildings, steel and aluminum.....	10	7902		467.184	472.183	472.193	472.127	473.952
Farm service buildings and other prefabricated and portable buildings, steel and aluminum.....	10	790201	12/97	317.199	320.593	320.600	320.555	321.794
Panels, parts, and sections for prefabricated buildings, steel and aluminum.....	10	7903		426.449	429.045	434.076	430.526	454.726
Panels, parts, and sections for prefabricated buildings, steel and aluminum.....	10	790354		426.449	429.045	434.076	430.526	454.726
Miscellaneous metal products.....	10	8		225.855	226.751	227.768	228.071	228.639
Bolts, nuts, screws, rivets, and washers.....	10	81		316.628	322.171	327.771	329.379	331.667
Externally threaded fasteners, except aircraft types.....	10	8102	06/82	270.480	269.961	270.155	272.974	267.654
Hex bolts, including heavy, tap-and-joint.....	10	810206	06/82	213.884	210.162	210.110	215.248	217.502
Cap, set, machine, lag, flange, and self-locking screws, except aircraft types.....	10	810231		331.739	333.578	334.223	333.255	333.056
Other metal bolts, incl. square, round, plow, high-strength structural, and bent.....	10	810262	12/99	302.486	302.317	302.317	321.876	277.148
Other externally threaded metal fasteners, including studs, except aircraft types.....	10	810263	12/99	190.328	189.067	189.035	189.086	189.076
Internally threaded fasteners, except aircraft types.....	10	8103	06/82	153.461	155.597	155.596	156.220	156.219
Internally threaded fasteners, except aircraft types.....	10	810312	06/82	153.461	155.597	155.596	156.220	156.219
Nonthreaded metal fasteners, except aircraft types.....	10	8104	06/82	273.677	276.433	275.797	275.797	275.797
Nonthreaded metal fasteners, except aircraft types.....	10	810424	06/82	273.677	276.433	275.797	275.797	275.797
Aircraft fasteners, except plastics (including aerospace).....	10	8105	06/82	629.584	664.908	702.974	702.974	737.957
Aircraft fasteners, except plastics (including aerospace).....	10	810536	06/82	629.584	664.908	702.974	702.974	737.957
Formed products, except fasteners, made by cold-, warm-, or hot-heading processes.....	10	8106	06/82	301.271	301.272	301.272	301.272	—
Formed products, except fasteners, made by cold-, warm-, or hot-heading processes.....	10	810648	06/82	301.271	301.272	301.272	301.272	—
Lighting fixtures.....	10	83		224.015	223.963	224.729	226.504	226.274
Residential electric lighting fixtures, except portable.....	10	8302		255.959	255.023	255.028	255.029	255.025
Residential electric lighting fixtures, except portable.....	10	830225	06/98	177.463	176.814	176.818	176.818	176.815
Commercial, institutional and industrial electric lighting fixtures.....	10	8303		245.892	245.906	247.325	249.922	249.458
Commercial and institutional electric lighting fixtures, including parts and accessories.....	10	830302	12/04	163.430	163.442	164.564	166.620	166.252
Industrial electric lighting fixtures, including parts and accessories.....	10	830304	12/04	195.563	195.563	195.563	195.563	—
Other lighting equipment.....	10	8305		207.122	207.141	207.298	208.506	208.506
Outdoor lighting equipment (including parts and accessories).....	10	830522	06/85	205.355	205.355	205.355	205.355	205.355
All other miscellaneous electric and nonelectric lighting equipment, incl parts and accessories.....	10	830524	06/85	133.605	133.625	133.797	135.118	135.118
Ammunition, except for small arms.....	10	85	12/85	238.068	238.068	238.068	239.906	239.906
Ammunition, except for small arms.....	10	8501	12/85	238.068	238.068	238.068	239.906	239.906
Ammunition, except for small arms.....	10	850101	12/85	238.068	238.068	238.068	239.906	239.906
Ordnance and ordnance accessories, n.e.c.....	10	86	12/85	250.190	250.190	250.190	250.190	250.190
Ordnance and ordnance accessories, n.e.c.....	10	8601	12/85	250.190	250.190	250.190	250.190	250.190
Ordnance and ordnance accessories, n.e.c.....	10	860101	12/85	250.190	250.190	250.190	250.190	250.190
Fabricated ferrous wire products.....	10	88	06/82	331.240	331.367	331.599	330.672	330.230
Ferrous wire rope, cable, forms and strand.....	10	8801	06/82	305.669	305.494	305.581	305.581	305.581
Ferrous wire rope, cable, forms and strand.....	10	880101	06/82	305.669	305.494	305.581	305.581	305.581
Ferrous wire cloth, other woven wire products.....	10	8807	06/82	215.107	215.107	215.107	215.107	213.882
Ferrous wire cloth, other woven wire products.....	10	880701	06/82	215.107	215.107	215.107	215.107	213.882
Other fabricated ferrous wire products.....	10	8809	06/82	330.999	331.244	331.591	330.267	329.724

See footnotes at end of table.

Table 9. Producer price indexes for commodity and service groupings and individual items, not seasonally adjusted — Continued
 [April 2024, Index base 1982=100, unless otherwise indicated]

Title	Commodity code		Other index base	Unadjusted index ¹				
	Group code	Item code		Dec. 2023	Jan. 2024 ^P	Feb. 2024 ^P	Mar. 2024 ^P	Apr. 2024 ^P
Steel fencing and fence gates.....	10	880993	06/09	141.735	141.015	142.129	142.057	142.057
Other fabricated ferrous wire products, n.e.c.....	10	880996	12/11	155.027	155.280	155.280	154.577	154.284
Steel nails, staples, tacks, spikes and brads.....	10	8812	06/09	210.934	210.993	210.662	210.324	210.287
Steel nails, staples, tacks, spikes and brads.....	10	881201	06/09	210.934	210.993	210.662	210.324	210.287
Other miscellaneous metal products.....	10	89		206.659	207.273	207.935	208.009	208.576
Wire springs.....	10	8904		355.340	358.936	358.936	358.936	358.497
Precision mechanical wire springs.....	10	890424		283.857	283.194	283.194	283.194	282.116
Precision mechanical extension- and torsion-type wire springs.....	10	8904241	12/09	156.468	155.990	155.990	155.990	154.447
Precision mechanical compression-type springs.....	10	8904242	12/09	168.471	168.153	168.153	168.153	168.153
Other metal products.....	10	8905		186.940	187.264	188.062	188.116	188.651
Automotive job stampings.....	10	890507		130.784	130.466	131.611	131.265	131.938
Precision turned products, automotive.....	10	890521	12/83	163.940	163.938	163.938	163.938	163.938
Precision turned products, except automotive.....	10	890522	12/83	258.608	258.388	259.222	259.222	259.033
Metal powders, paste, and flake.....	10	890564	06/85	229.765	233.636	233.208	236.541	238.024
Powder metallurgy parts, except bearings, gears, etc.....	10	890571	12/91	137.255	139.521	140.253	140.253	140.280
Other fabricated metal products.....	10	890589	06/85	241.079	243.478	242.469	243.446	243.647
Metal stampings n.e.c.....	10	8907	06/84	254.487	257.382	257.025	257.526	258.431
Metal job stampings, except automotive.....	10	890701		288.869	293.317	292.660	294.791	294.903
Recreational vehicle metal job stamping.....	10	8907011	12/10	173.179	178.201	—	—	—
Motor and generator metal job stamping.....	10	8907012	12/10	117.965	119.169	—	—	—
Other metal job stampings.....	10	8907013	12/10	144.054	146.275	146.051	147.173	147.366
Other metal stampings, n.e.c., incl. stamped and pressed metal, and crowns and closures.....	10	890709	01/24	—	100.000	100.000	99.332	100.193
Metal foil and leaf.....	10	8908	12/84	211.695	211.582	211.537	211.582	212.112
Flexible packaging foil.....	10	890811	12/84	188.830	188.729	188.690	188.729	189.203
Heavy gauge springs.....	10	8909	06/04	291.351	291.458	291.799	290.445	290.753
Cold formed steel springs, except wire.....	10	890913	06/04	391.496	391.702	392.358	394.130	394.548
Machinery and equipment.....	11	—		175.760	177.264	177.943	178.282	179.006
Agricultural machinery and equipment.....	11	1		318.731	318.786	319.107	320.566	321.455
Agricultural machinery and equipment.....	11	14	12/02	199.537	199.572	199.773	200.686	201.242
Commercial turf and grounds care equipment, including parts and attachments.....	11	1401	12/02	163.227	161.988	162.060	162.340	163.458
Commercial turf and grounds care equipment, including parts and attachments.....	11	140111	12/02	163.227	161.988	162.060	162.340	163.458
Farm plows, harrows, rollers, pulverizers, etc., and attachments.....	11	1402	12/02	287.051	287.051	287.051	287.051	287.051
Farm plows, harrows, rollers, pulverizers, etc., and attachments.....	11	140211	12/02	287.051	287.051	287.051	287.051	287.051
Farm dairy equipment, sprayers and dusters, farm blowers, and attachments.....	11	1404	12/02	175.300	175.300	175.300	175.300	175.300
Farm dairy equipment, sprayers and dusters, farm blowers, and attachments.....	11	140411	12/02	175.300	175.300	175.300	175.300	175.300
Planting, seeding, and fertilizing machinery and attachments.....	11	1405	12/02	198.998	201.915	203.336	204.793	204.793
Planting, seeding, and fertilizing machinery and attachments.....	11	140511	12/02	198.998	201.915	203.336	204.793	204.793
Harvesting machinery (except hay and straw) and attachments.....	11	1406	12/82	341.410	341.410	341.410	341.410	342.009
Harvesting machinery (except hay and straw) and attachments.....	11	140611	12/82	341.410	341.410	341.410	341.410	342.009
Haying machinery and attachments.....	11	1407	12/82	332.312	327.818	327.818	328.716	332.422
Haying machinery and attachments.....	11	140711	12/82	332.312	327.818	327.818	328.716	332.422
All other farm machinery and equipment, excluding parts, including attachments.....	11	1408	12/02	237.418	237.686	237.766	240.240	240.742
All other farm machinery and equipment, excluding parts, including attachments.....	11	140811	12/02	237.418	237.686	237.766	240.240	240.742
Parts for farm machinery, for sale separately.....	11	1409	12/02	188.923	188.726	188.699	188.699	189.136
Parts for farm machinery, for sale separately.....	11	140911	12/02	188.923	188.726	188.699	188.699	189.136
Construction machinery and equipment.....	11	2		304.493	306.102	306.620	306.606	307.865
Tractors and attachments, ex. parts.....	11	2A	12/99	196.934	198.728	199.512	199.512	202.643
Construction machinery for mounting (excluding parts, winches, snow clearing attachments).....	11	2A03	12/99	188.970	190.374	195.184	195.184	195.184
Construction machinery for mounting (excluding parts, winches, snow clearing attachments).....	11	2A0302	12/99	188.970	190.374	195.184	195.184	195.184
Tractor shovel loaders (skid steer, wheel, crawler, and integral design backhoes).....	11	2A04		284.891	286.504	286.504	286.504	286.504
Tractor shovel loaders (skid steer, wheel, crawler, and integral design backhoes).....	11	2A0406	06/86	271.701	273.240	273.240	273.240	273.240
Construction wheel and crawler tractors, dozers, self-propelled log skidders, etc.....	11	2A05	12/03	193.128	196.055	196.055	196.055	205.254
Construction wheel and crawler tractors, dozers, self-propelled log skidders, etc.....	11	2A0501	12/03	193.128	196.055	196.055	196.055	205.254
Power cranes, draglines, & shovels (excavators) (incl. surface mining equipment) (excl. parts).....	11	2B	12/99	196.176	196.780	196.780	196.780	196.717
Power cranes, draglines, & shovels (excavators) (incl. surface mining equip.) (excluding parts).....	11	2B05	12/99	196.176	196.780	196.780	196.780	196.717

See footnotes at end of table.

Table 9. Producer price indexes for commodity and service groupings and individual items, not seasonally adjusted — Continued
 [April 2024, Index base 1982=100, unless otherwise indicated]

Title	Commodity code		Other index base	Unadjusted index ¹				
	Group code	Item code		Dec. 2023	Jan. 2024 ^P	Feb. 2024 ^P	Mar. 2024 ^P	Apr. 2024 ^P
Power cranes, draglines, & shovels (excavators) (incl. surface mining equip.) (excluding parts).....	11	2B0504	12/99	196.176	196.780	196.780	196.780	196.717
Mixers, pavers, and related equipment (excluding parts).....	11	2C		324.290	327.922	327.922	327.922	327.922
Mixers, pavers, and related equipment (excluding parts).....	11	2C01		324.290	327.922	327.922	327.922	327.922
Mixers, pavers, and related equipment (excluding parts).....	11	2C0109	12/99	232.858	235.466	235.466	235.466	235.466
Off-highway, equipment, ex. parts.....	11	2D	12/99	212.290	216.993	216.993	216.993	215.707
Graders, rollers & compactors, rough-terrain forklifts, scrapers, trenchers, etc. (excl. parts).....	11	2D03	12/03	209.973	212.974	212.974	212.974	212.974
Graders, rollers & compactors, rough-terrain forklifts, scrapers, trenchers, etc. (excl. parts).....	11	2D0301	12/03	209.973	212.974	212.974	212.974	212.974
Misc. construction machinery and equipment.....	11	2J	12/05	180.214	180.214	180.487	180.433	180.433
Winches, aerial work platforms, and automotive wrecker hoists, including parts and attachments.....	11	2J01	12/05	189.959	189.959	189.961	190.241	190.241
Winches, aerial work platforms, and automotive wrecker hoists, including parts and attachments.....	11	2J0101	12/03	239.274	239.274	239.277	239.630	239.630
Other construction machinery and equipment (excluding parts).....	11	2J03	12/03	193.030	193.030	193.569	193.220	193.220
Other construction machinery and equipment (excluding parts).....	11	2J0301	12/03	193.030	193.030	193.569	193.220	193.220
Parts for construction machinery and equipment, sold separately.....	11	2K	12/99	210.665	210.901	211.576	211.666	212.522
Parts for construction machinery and equipment, sold separately.....	11	2K01	12/99	210.665	210.901	211.576	211.666	212.522
Parts for cranes, draglines, and shovels (including surface mining equipment) (sold separately).....	11	2K0101	12/11	186.214	185.129	185.128	185.309	185.309
Parts for off-highway wheel tractors and shovel loaders (sold separately).....	11	2K0102	12/11	137.148	137.990	136.164	136.164	136.164
Parts for other construction machinery (sold separately).....	11	2K0103	12/11	142.905	143.855	145.075	145.075	146.266
Metalworking machinery and equipment.....	11	3		243.635	246.731	247.582	248.431	249.382
Power-driven handtools, including parts and attachments.....	11	32		237.772	236.252	236.253	236.253	236.260
Power-driven handtools, including parts and attachments.....	11	3211	12/04	161.962	160.926	160.927	160.927	160.932
Power-driven handtools, including parts and attachments.....	11	321101	12/04	161.962	160.926	160.927	160.927	160.932
Power-driven handtools, pneumatic, hydraulic, and powder-actuated.....	11	3211011	06/11	161.876	160.650	160.652	160.652	160.660
Power-driven handtools, electric (except battery powered), including parts.....	11	3211014	06/11	152.669	152.600	152.600	152.600	152.600
Welding machines and equipment.....	11	33		397.103	397.756	403.306	409.969	409.969
Arc welding machines, components, and accessories, excluding electrodes and stud welding equip.....	11	3301		430.751	430.751	438.752	449.116	449.116
Arc welding machines, components, and accessories, excluding electrodes and stud welding equip.....	11	330175	12/97	283.009	283.009	288.266	295.076	295.076
Resistance welders, components, accessories, and electrodes.....	11	3302		301.810	301.810	308.087	308.087	308.087
Resistance welders, components, accessories, and electrodes.....	11	330276	12/84	279.692	279.692	285.509	285.509	285.509
Gas welding and cutting equipment, parts, attachments, and accessories.....	11	3304		271.608	279.228	279.229	279.374	279.374
Gas welding and cutting equipment, parts, attachments, and accessories.....	11	330461	06/83	267.142	274.637	274.638	274.780	274.780
Other welding equipment, components, and accessories (excluding arc, resistance, and gas).....	11	3306	12/00	156.073	156.073	156.073	156.461	156.461
Other welding equipment, components, and accessories (excluding arc, resistance, and gas).....	11	330629	12/00	156.073	156.073	156.073	156.461	156.461
Industrial process furnaces and ovens.....	11	34		278.632	279.215	280.496	280.716	283.200
Industrial process furnaces and ovens, except parts and attachments.....	11	3407	12/04	171.537	171.909	172.813	172.912	174.971
Industrial process furnaces and ovens, except parts and attachments.....	11	340711	12/04	171.537	171.909	172.813	172.912	174.971
Parts and attachments for industrial process furnaces and ovens.....	11	3409	06/11	148.052	148.332	148.730	148.934	148.959
Parts and attachments for industrial process furnaces and ovens.....	11	340901	06/11	148.052	148.332	148.730	148.934	148.959
Cutting tools and accessories.....	11	35		231.291	231.883	232.323	232.516	238.439
Small cutting tools.....	11	3501		214.631	215.060	215.204	215.448	222.930
End mills and milling cutters.....	11	350144	12/11	122.600	122.989	123.674	124.843	124.275
Threading tools, including blanks, tips and inserts.....	11	350145	12/11	120.818	121.970	121.970	121.970	121.970
Carbon and high-speed steel, shank, solid, tipped carbide twist drills.....	11	350146	12/11	130.917	130.943	130.943	130.943	130.943
Taps, carbide indexable, and throwaway inserts for machine tools.....	11	350147	12/11	139.342	139.342	139.342	139.342	139.342
Other cutting tools for machine tools, excluding tips and blanks.....	11	350149	12/11	123.130	123.324	123.324	123.324	129.731
Other machine tool attachments and accessories.....	11	3505	06/83	279.785	282.281	282.281	282.364	282.364
Other machine tool attachments and accessories.....	11	350501	06/83	279.785	282.281	282.281	282.364	282.364
Abrasive products.....	11	36		271.253	278.125	277.773	279.844	277.933
Nonmetallic sized grains, powders, and flour abrasives (incl. graded only).....	11	3601		197.023	199.383	199.383	199.383	199.383
Nonmetallic sized grains, powders, and flour abrasives (incl. graded only).....	11	360105	06/87	253.650	256.688	256.688	256.688	256.688
Nonmetallic abrasive products (including diamond abrasives).....	11	3603		256.876	271.062	271.691	272.760	273.065
Nonmetallic abrasive products (including diamond abrasives).....	11	360311	06/87	235.150	248.137	248.712	249.690	249.970
Nonmetallic coated abrasive products and buffing wheels, polishing wheels, and laps.....	11	3605		322.900	326.094	326.774	332.264	332.264

See footnotes at end of table.

Table 9. Producer price indexes for commodity and service groupings and individual items, not seasonally adjusted — Continued
 [April 2024, Index base 1982=100, unless otherwise indicated]

Title	Commodity code		Other index base	Unadjusted index ¹				
	Group code	Item code		Dec. 2023	Jan. 2024 ^P	Feb. 2024 ^P	Mar. 2024 ^P	Apr. 2024 ^P
Nonmetallic coated abrasive products and buffing wheels, polishing wheels, and laps.....	11	360505		239.009	241.373	241.876	245.940	245.940
Metal cutting machine tools.....	11	37		232.658	233.042	233.278	233.295	233.381
Other metal-cutting machine tools.....	11	3720	12/09	125.116	125.636	125.685	125.702	125.702
Other metal-cutting machine tools.....	11	372041	12/09	125.116	125.636	125.685	125.702	125.702
Metal machining centers.....	11	3721	12/09	132.026	132.026	132.026	132.026	132.026
Metal machining centers.....	11	372121	12/09	132.026	132.026	132.026	132.026	132.026
Rebuilt metal-cutting machine tools and parts for metal-cutting machine tools.....	11	3753	12/02	161.825	161.825	162.910	162.910	162.910
Rebuilt metal-cutting machine tools and parts for metal-cutting machine tools.....	11	375311	12/02	161.825	161.825	162.910	162.910	162.910
Metal forming machine tools.....	11	38		296.306	296.306	297.951	297.951	298.037
Metal-forming machine tools (except rebuilt and parts).....	11	3826	12/09	153.364	153.364	154.612	154.612	154.678
Metal punching and shearing (power & manual), and bending and forming machines (power only).....	11	382611		219.539	219.539	219.539	219.539	220.238
Rebuilt metal-forming machine tools and parts for metal-forming machine tools.....	11	3852	12/02	160.175	160.175	160.175	160.175	160.175
Rebuilt metal-forming machine tools and parts for metal-forming machine tools.....	11	385205	12/02	160.175	160.175	160.175	160.175	160.175
Tools, dies, jigs, fixtures & ind. molds.....	11	39		185.616	191.115	191.610	191.610	192.160
Special tools, dies, jigs, and fixtures.....	11	3901		201.762	207.319	207.319	207.319	208.300
Special tools, dies, jigs, and fixtures.....	11	390135	12/03	132.370	136.016	136.016	136.016	136.660
Jigs and fixtures, including parts.....	11	3901351	06/10	139.706	141.842	141.842	141.842	142.140
Metalworking dies and die sets.....	11	3901353	06/10	121.344	121.344	121.344	121.344	121.344
Standard punches, industrial prototypes, die parts & other special tooling for dies.....	11	3901357	06/10	126.752	133.677	133.677	133.677	134.953
Industrial molds and mold boxes.....	11	3903		164.161	169.558	170.677	170.677	170.677
Industrial injection-type molds made of metal for plastics.....	11	390312	12/09	127.178	127.178	127.178	127.178	127.178
Other industrial molds and mold boxes.....	11	390331	12/09	129.870	136.192	137.503	137.503	137.503
Metalworking machinery n. e. c.....	11	3A	06/83	266.967	268.525	269.281	270.550	270.900
Rolling mill and other metalworking machinery, including assembly machines.....	11	3A03	09/23	100.250	100.835	101.119	101.596	101.727
Rolling mill and other metalworking machinery, including assembly machines.....	11	3A0310	09/23	100.250	100.835	101.119	101.596	101.727
General purpose machinery and equipment.....	11	4		332.137	333.718	335.810	336.536	339.375
Pumps, compressors, and equipment.....	11	41		359.087	363.177	364.738	367.155	367.355
Industrial pumps, except hydraulic fluid power pumps.....	11	4102		373.585	382.290	382.459	387.553	387.553
Industrial pumps, except hydraulic fluid power pumps.....	11	410212	12/97	238.365	243.920	244.027	247.278	247.278
Parts and attachments for air and gas compressors and vacuum pumps.....	11	4107	06/84	412.339	413.039	417.487	419.017	419.017
Parts and attachments for air and gas compressors, ex. refrigeration, ice making, & a/c.....	11	410701	06/84	412.339	413.039	417.487	419.017	419.017
Domestic water systems.....	11	4113	12/03	216.913	220.172	221.723	221.723	221.723
Domestic water systems.....	11	411311	12/03	216.913	220.172	221.723	221.723	221.723
Air and gas compressors and vacuum pumps.....	11	4115	06/05	230.867	231.251	233.337	235.411	235.874
Air and gas compressors and vacuum pumps.....	11	411501	06/05	230.867	231.251	233.337	235.411	235.874
Other pumps, including parts and attachments.....	11	4119	12/83	360.540	362.224	363.156	363.156	363.156
Parts and attachments for pumps.....	11	411911	12/83	428.371	431.466	432.052	432.052	432.052
All other pumps, including domestic sump, oil well, and oil field pumps.....	11	411915	12/97	196.811	197.511	198.125	198.125	198.125
Oil-well and oil-field pumps.....	11	4119153	12/09	127.403	128.013	128.645	128.645	128.645
Other pumps, except automotive circulating pumps, and measuring & dispensing pumps.....	11	4119155	12/09	162.756	163.415	163.991	163.991	163.991
Elevators, escalators, and other lifts.....	11	42		211.722	211.681	214.888	214.851	214.851
Elevators and moving stairways.....	11	4201		204.135	204.135	207.720	207.720	207.720
Elevators and moving stairways.....	11	420112	12/03	178.352	178.352	181.484	181.484	181.484
Parts and attachments for elevators and moving stairs (sold separately).....	11	4202		251.658	251.327	251.597	251.301	251.301
Parts and attachments for elevators and moving stairs (sold separately).....	11	420221		251.658	251.327	251.597	251.301	251.301
Fluid power equipment.....	11	43		362.360	365.974	367.011	366.636	372.545
Fluid power pumps and parts.....	11	4301		292.732	295.200	295.581	294.639	299.505
Fluid power pumps and motors, including parts.....	11	430114		292.732	295.200	295.581	294.639	299.505
Fluid power valves.....	11	4302		355.444	359.127	363.673	363.673	366.526
Fluid power valves.....	11	430201	12/82	346.758	350.350	354.786	354.786	357.569
Nonaerospace type hydraulic directional control valves.....	11	4302013	12/07	169.571	169.571	174.772	174.772	175.789
Nonaerospace type pneumatic directional control valves.....	11	4302015	12/07	170.962	171.847	172.354	172.354	174.485
Aerospace type fluid power valves.....	11	430201A	06/09	153.732	153.732	155.751	155.751	155.751
Fluid power cylinders, actuators, accumulators, cushions, & parts.....	11	4303		319.892	325.198	325.199	324.716	324.716
Non-aerospace hydraulic & all aerospace-type fluid power cylinders.....	11	430312	06/98	222.373	226.960	226.960	226.960	226.960
Parts for hydraulic & pneumatic cylinders and actuators.....	11	430315	06/98	280.836	283.520	283.525	281.774	281.774
Fluid power hose and tube fittings.....	11	4304		503.439	504.656	504.656	504.656	525.933

See footnotes at end of table.

Table 9. Producer price indexes for commodity and service groupings and individual items, not seasonally adjusted — Continued
 [April 2024, Index base 1982=100, unless otherwise indicated]

Title	Commodity code		Other index base	Unadjusted index ¹				
	Group code	Item code		Dec. 2023	Jan. 2024 ^P	Feb. 2024 ^P	Mar. 2024 ^P	Apr. 2024 ^P
Fluid power hose and tube fittings.....	11	430406		503.439	504.656	504.656	504.656	525.933
Nonaerospace type flared (metal) fittings, couplings, and assemblies.....	11	4304062	06/09	145.950	146.363	146.363	146.363	146.363
Parts for fluid power valves.....	11	4305	06/91	238.500	242.706	242.706	242.706	242.706
Parts for fluid power valves.....	11	430501	06/91	238.500	242.706	242.706	242.706	242.706
Industrial material handling equipment.....	11	44		298.480	302.346	302.553	303.008	310.191
Conveying equipment, except parts and accessories.....	11	4402		293.455	300.942	301.297	301.297	319.493
Unit handling conveyors and conveying systems.....	11	440212	06/84	231.482	231.568	231.568	231.568	255.953
Unit handling gravity and trolley conveyors and conveying systems....	11	4402122	06/09	129.555	129.555	129.555	129.555	151.302
All other unit handling conveyors, including tow, belt, roller, pneumatic, portable, etc.....	11	4402124	06/09	149.094	149.234	149.234	149.234	150.847
Bulk material handling conveyors and conveying systems.....	11	440216	06/84	318.993	338.135	339.049	339.049	339.860
Industrial trucks, trailers, and stackers.....	11	4403		286.548	287.560	287.558	287.665	287.681
Industrial trucks, tractors, mobile straddle carriers & cranes, & automatic stacking machines.....	11	44035	12/11	158.903	159.560	159.560	159.636	159.643
Work trucks with lifting & handling equipment, riding, electric, self-propelled.....	11	440353	06/02	230.083	238.824	238.824	238.824	238.848
Work trucks with lifting & handling equipment, non-riding electric or any non-electric.....	11	440356	06/02	190.916	191.546	191.546	191.539	191.529
Work trucks not fitted with lifting & handling equipment, electric or non-electric.....	11	440357	06/02	215.228	213.638	213.638	213.833	213.797
Bulk powered material moving equipment, dock boards, and metal pallets and skids.....	11	440358	06/02	204.519	204.519	204.519	204.519	204.690
Parts and attachments for industrial trucks and tractors.....	11	440378	12/86	367.479	367.971	367.957	367.957	367.992
Hoists, overhead cranes, and monorail systems.....	11	4404		359.623	361.147	362.276	366.571	368.948
Hoists and parts and attachments for hoists (sold separately).....	11	440481	12/84	337.740	337.740	340.500	343.517	347.702
Overhead traveling cranes and monorail systems, including parts and attachments sold separately.....	11	440485	12/84	339.951	343.105	342.137	347.414	347.325
Parts and accessories for conveyors and conveying systems.....	11	4406	09/18	138.253	140.914	140.734	140.734	141.617
Parts and accessories for unit handling conveyors and conveying systems.....	11	440601	06/84	296.410	297.364	297.364	297.364	302.739
Parts and accessories for bulk material handling conveyors and conveying systems.....	11	440602	06/84	497.075	510.970	509.971	509.971	509.971
Mechanical power transmission equipment.....	11	45		367.850	369.421	371.454	373.582	373.582
Speed changers, drives, gears.....	11	4501		361.440	361.440	361.551	363.942	363.942
Loose gear, pinions and racks.....	11	450108	12/83	262.862	262.862	262.862	264.183	264.183
Speed changers and industrial high speed drives & parts other than loose gearing.....	11	450117	12/03	211.579	211.579	211.703	213.404	213.404
Other power transmission equipment.....	11	4502	12/84	351.281	353.689	356.741	358.596	358.596
Mechanical power transmission equipment, excl. speed changers, drives, & gears.....	11	450212	12/03	232.562	234.498	236.951	238.443	238.443
Scales and balances.....	11	46		237.611	239.432	239.460	239.460	239.460
Vehicle and industrial scales.....	11	4611	12/91	205.877	207.199	207.199	207.199	207.199
Vehicle and industrial scales.....	11	461101	06/03	179.063	180.212	180.212	180.212	180.212
Motor truck and railroad track scales.....	11	4611011	12/10	154.038	155.136	155.136	155.136	155.136
Industrial scales (including automatic checkweigher and bulkweigher scales).....	11	4611012	12/10	176.819	177.611	177.611	177.611	177.611
Miscellaneous non-vehicle scales (crane, susp., tank, hopper, measuring dev, lab, bulk conveyor).....	11	4611013	12/10	150.987	152.004	152.004	152.004	152.004
Retail, commercial, household, and mailing scales and balances.....	11	4612	12/91	196.651	200.759	200.759	200.759	200.759
Retail, commercial, household, and mailing scales and balances.....	11	461201	06/03	180.514	184.286	184.286	184.286	184.286
Parts, attachments, and accessories for scales and balances.....	11	4613	12/91	278.527	279.104	279.327	279.327	279.327
Parts, attachments, and accessories for scales and balances.....	11	461301	06/03	272.173	272.737	272.955	272.955	272.955
Air purification equipment and industrial and commercial fans and blowers... 11	47			300.298	302.153	302.149	302.406	304.530
Fan, blower, air purification equipment.....	11	4701		300.298	302.153	302.149	302.406	304.530
Dust collection and other air purification equipment for cleaning incoming air.....	11	470143	12/83	255.659	257.073	257.065	257.121	257.121
Air filters for air-conditioners and furnaces, etc., of 2400 CFM or less, except parts.....	11	4701431	06/09	166.006	168.614	168.614	168.614	168.614
Other dust collection and air purification equipment, except parts.....	11	4701432	06/09	146.801	147.706	147.685	147.818	147.818
Parts for dust collection and air purification equipment.....	11	4701433	06/09	146.897	144.207	144.207	144.207	144.207
Industrial and commercial fans and blowers.....	11	470145	12/03	233.993	236.172	236.172	236.578	240.288
Centrifugal blower filter units, and classes I-IV centrifugal fans, except parts.....	11	4701452	06/09	191.481	193.657	193.657	194.444	194.444
Other centrifugal fans and blowers, except parts.....	11	4701453	06/09	186.063	188.781	188.781	189.070	—
Axial fans and industrial propeller fans, except parts.....	11	4701457	06/09	162.606	162.606	162.606	162.675	162.913
Power roof ventilators, except parts.....	11	4701458	06/09	162.155	162.155	162.155	162.155	185.473
Parts and accessories for fans and blowers.....	11	4701459	06/09	183.117	183.117	183.117	183.274	183.274
Air conditioning and refrigeration equip.....	11	48		293.434	292.795	296.598	295.774	298.701
Unitary air-conditioners, except air source heat pumps.....	11	4802		269.559	269.767	275.813	269.857	278.055
Unitary air-conditioners, except air source heat pumps.....	11	480222	06/97	219.797	219.967	224.897	220.040	226.724
Commercial refrigeration equipment.....	11	4803		408.532	404.761	409.984	410.004	410.004

See footnotes at end of table.

Table 9. Producer price indexes for commodity and service groupings and individual items, not seasonally adjusted — Continued
 [April 2024, Index base 1982=100, unless otherwise indicated]

Title	Commodity code		Other index base	Unadjusted index ¹				
	Group code	Item code		Dec. 2023	Jan. 2024 ^P	Feb. 2024 ^P	Mar. 2024 ^P	Apr. 2024 ^P
Commercial refrigeration equipment.....	11	480331	06/97	264.787	262.343	265.728	265.741	265.741
All other miscellaneous refrigeration and air-conditioning equipment.....	11	4806		348.728	347.169	347.169	360.018	360.018
All other miscellaneous refrigeration and air-conditioning equipment.....	11	480631	06/97	241.491	240.412	240.412	249.310	249.310
Heat transfer equipment, including heat pumps.....	11	4807	12/11	171.594	171.640	173.394	173.567	174.708
Heat transfer equipment, except dehumidifiers.....	11	480732	12/03	250.808	250.400	253.172	252.330	254.074
Heat pumps.....	11	480734	12/09	140.719	142.151	142.980	146.336	147.043
Parts and accessories for air conditioning and heat transfer equipment.....	11	4809	12/89	265.828	266.499	268.444	268.570	268.570
Parts and accessories for air conditioning and heat transfer equipment.....	11	480901	12/89	265.828	266.499	268.444	268.570	268.570
Refrigeration condensing units.....	11	4815	01/19	159.432	159.721	159.721	159.721	159.721
Refrigeration condensing units.....	11	481511	01/19	159.432	159.721	159.721	159.721	159.721
Miscellaneous general purpose equipment.....	11	49		367.985	367.561	370.245	372.296	373.097
Metal valves, except fluid power.....	11	4902	12/82	443.724	437.816	439.263	440.194	441.517
Gates, globes, angles, and checks.....	11	490201	12/82	470.669	478.001	478.996	479.329	482.445
Gates, globes, angles, straightway (Y-type) checks, stop & check, 3- & 4-way, etc.....	11	4902011	06/09	165.843	168.961	169.818	170.106	171.321
Industrial valves for water works and municipal equipment.....	11	4902012	06/09	159.550	161.681	161.681	161.681	162.659
Industrial ball valves, incl. manual and power operated.....	11	490202	12/82	590.021	553.690	557.256	557.254	557.256
Industrial butterfly valves, incl. manual and power operated.....	11	490203	12/82	306.759	310.014	319.764	319.764	319.764
Industrial plug valves.....	11	490204	12/82	325.431	325.431	325.431	325.431	325.431
Other industrial valves, including nuclear.....	11	490209	12/82	414.616	396.271	397.793	399.405	400.248
Automatic regulating and control valves.....	11	490211	12/98	260.916	261.260	261.260	263.294	263.329
Metal pipe fittings, flanges, and unions.....	11	4903	12/82	475.079	475.973	475.780	489.224	489.208
Metal pipe fittings, flanges, and unions.....	11	490301	12/82	475.079	475.973	475.780	489.224	489.208
Ball and roller bearings.....	11	4905		333.983	335.083	343.370	344.020	344.020
Ball bearings, complete, unmounted.....	11	490531	12/03	169.159	169.248	169.893	171.940	171.940
Mounted bearings, except plain.....	11	490534	06/83	478.384	481.972	482.224	482.561	482.561
Parts and components for ball and roller bearings, incl. balls and rollers.....	11	490535	06/83	195.080	194.509	192.411	194.350	194.350
Tapered roller bearings (including cups & cones), unmounted.....	11	490537	06/83	390.775	390.775	398.687	406.446	406.446
Other roller bearings, unmounted.....	11	490538	06/83	365.691	370.601	397.659	382.817	382.817
Industrial patterns.....	11	4907	12/84	208.965	207.534	207.534	208.937	208.851
Industrial patterns.....	11	490701	12/84	208.965	207.534	207.534	208.937	208.851
Filters and strainers.....	11	4908	12/84	329.948	332.370	332.294	333.019	333.019
Filters and strainers, except fluid power.....	11	490805	12/03	197.899	200.399	201.557	202.314	202.314
Industrial filters and strainers and reusable media, except fluid power.....	11	4908051	12/11	146.278	148.456	149.524	149.524	149.524
Nonreusable media for filters and strainers, except fluid power.....	11	4908052	12/11	145.382	145.382	145.442	147.223	147.223
Parts and accessories for filters and strainers, except fluid power.....	11	4908053	12/11	158.361	159.935	159.935	164.451	164.451
Other miscellaneous general purpose equipment.....	11	4911	12/84	259.951	261.590	263.995	265.170	266.337
Other miscellaneous general purpose equipment.....	11	491102	06/07	154.116	155.087	156.513	157.210	157.902
Electronic computers and computer equipment.....	11	5	02/23	98.380	99.013	99.040	98.853	99.478
Electronic computers.....	11	51	02/23	99.857	101.444	101.512	100.938	102.525
Electronic computers.....	11	5101	02/23	99.857	101.444	101.512	100.938	102.525
Personal computers and workstations (excluding portable computers).....	11	510114	02/23	101.035	100.348	100.099	99.976	100.627
Portable computers, laptops, tablets and other single user computers.....	11	510115	02/23	97.174	97.046	96.997	95.888	95.897
Host computers, multiusers (mainframes, UNIX and PC servers).....	11	510116	02/23	98.333	100.416	100.537	99.903	101.800
Computer storage devices.....	11	52	12/04	47.454	47.483	47.483	47.546	47.584
Computer storage devices (except parts, attachments and accessories).....	11	5201	12/04	46.826	46.855	46.855	46.919	46.958
Computer storage devices (except parts, attachments and accessories).....	11	520101	12/04	46.826	46.855	46.855	46.919	46.958
Computer peripheral equipment and parts.....	11	54	12/98	85.268	85.281	85.283	85.285	85.265
Parts, attachments, and accessories for computer terminals and peripherals.....	11	5405	12/98	152.883	152.930	152.930	152.930	152.930
Parts, attachments, and accessories for computer terminals and peripherals.....	11	540501	12/98	152.883	152.930	152.930	152.930	152.930
Computer terminals (including POS and funds-transfer devices) and other computer peripherals.....	11	5406	06/99	62.196	62.196	62.199	62.202	62.173
Computer terminals (including POS and funds-transfer devices) and other computer peripherals.....	11	540602	06/07	65.013	65.013	65.016	65.019	64.989
Special industry machinery and equipment.....	11	6		279.021	281.671	282.641	282.939	283.931
Food products machinery.....	11	61		375.947	383.242	383.539	383.539	383.539
Dairy and milk products plant machinery and equipment.....	11	6101		364.909	364.909	364.909	364.909	364.909
Dairy and milk products plant machinery and equipment.....	11	610111	12/83	356.968	356.968	356.968	356.968	356.968
Commercial food products machinery (except packaging and cooking equipment).....	11	6104		327.968	340.605	340.799	340.799	340.799
Commercial food products machinery (except packaging and cooking equipment).....	11	610409	12/83	323.558	336.025	336.217	336.217	336.217
Industrial food products machinery for processing foods, beverages, & animal & fowl feed.....	11	6105	12/83	390.008	390.380	390.865	390.865	390.865

See footnotes at end of table.

Table 9. Producer price indexes for commodity and service groupings and individual items, not seasonally adjusted — Continued

[April 2024, Index base 1982=100, unless otherwise indicated]

Title	Commodity code		Other index base	Unadjusted index ¹				
	Group code	Item code		Dec. 2023	Jan. 2024 ^P	Feb. 2024 ^P	Mar. 2024 ^P	Apr. 2024 ^P
Industrial food products machinery for processing foods, beverages, & animal & fowl feed.....	11	610501	12/83	390.008	390.380	390.865	390.865	390.865
Other industrial food and feed machinery.....	11	6105012	12/12	149.412	149.792	149.899	149.899	149.899
Machinery for sorting, grading, and cleaning fruits, vegetables, eggs, and for processing meat.....	11	6105013	12/12	159.216	159.216	159.216	159.216	159.216
Parts and attachments for industrial food and feed products machinery.....	11	6105014	12/12	145.182	145.182	146.838	146.838	146.838
Textile machinery and equipment.....	11	62		185.571	185.571	185.571	185.571	185.571
Textile machinery (except parts, attachments, and accessories).....	11	6212	06/86	158.331	158.331	158.331	158.331	158.331
Textile machinery (except parts, attachments, and accessories).....	11	621201	06/86	158.331	158.331	158.331	158.331	158.331
Textile machinery parts and attachments.....	11	6277		202.872	202.872	202.872	202.872	202.872
Textile machinery parts and attachments.....	11	627701	06/86	182.071	182.071	182.071	182.071	182.071
Sawmill and woodworking machinery.....	11	63		309.778	314.908	316.169	317.531	317.349
Sawmill and woodworking machinery.....	11	6306	12/04	208.253	211.702	212.550	213.465	213.343
Sawmill and woodworking machinery, excluding parts and attachments (sold separately).....	11	630602	06/12	179.538	182.987	183.848	184.526	184.471
Parts, attachments, & accessories for sawmill & woodworking machinery.....	11	630603	06/12	164.185	164.454	164.454	165.750	165.395
Paper industries machinery.....	11	64		278.472	280.395	281.150	282.960	282.937
Paper industries machinery.....	11	6401	06/82	278.472	280.395	281.150	282.960	282.937
Paper industries machinery, excluding parts & attachments (sold separately).....	11	640114	12/03	150.003	150.864	151.160	152.590	152.579
Parts and attachments for paper industries machinery.....	11	640115	12/03	182.032	183.771	184.566	184.505	184.484
Printing trades machinery and equipment.....	11	65		184.156	184.052	182.966	183.952	183.529
Other printing machinery and equipment.....	11	6509	12/82	174.216	174.089	172.762	173.967	173.450
Other printing machinery and equipment, incl. pre-press preparation equipment & plates.....	11	650912	06/09	105.231	105.063	103.454	104.682	104.056
Parts, attachments, & accessories for printing trades machinery.....	11	650913	06/09	121.951	121.971	121.971	122.288	122.288
Other special industry machinery.....	11	66		257.766	260.666	261.897	262.018	263.536
Plastics and rubber working machinery.....	11	6603		230.553	232.423	232.423	232.423	232.423
Plastics working machinery and equipment, excluding patterns and molds, including parts.....	11	66039	09/15	106.647	107.596	107.596	107.596	107.596
Plasticworking machinery (excluding parts).....	11	660391	12/08	111.749	112.246	112.246	112.246	112.246
Parts for plasticworking machinery.....	11	660395	12/08	126.238	130.202	130.202	130.202	130.202
Miscellaneous special industry machinery.....	11	6606		251.797	254.760	256.158	256.295	258.019
Semiconductor manufacturing machinery and parts.....	11	660638	06/87	124.935	125.241	125.281	125.479	125.608
Packing, packaging, and bottling machinery and parts.....	11	67		372.902	375.594	380.828	384.005	387.106
Packing, packaging, and bottling machinery and parts.....	11	6705	06/06	182.228	183.543	186.101	187.654	189.169
Packing, packaging, and bottling machinery, excluding parts.....	11	670501	06/06	175.237	176.249	178.652	180.153	181.700
Parts for packing, packaging, and bottling machinery.....	11	670502	12/83	365.197	369.434	374.919	377.980	380.445
Service industry machinery and parts.....	11	68		318.381	320.503	320.521	320.069	320.479
Service industry machinery and parts.....	11	6801	06/82	318.381	320.503	320.521	320.069	320.479
Commercial cooking and food warming equipment (incl. parts).....	11	68013	12/03	231.173	231.091	231.098	229.808	229.808
Commercial cooking equipment incl. ranges, deep-fat fryers, etc. except electric.....	11	680131	12/11	188.363	188.363	188.363	186.066	186.066
Commercial electric cooking equipment, incl. ranges, deep-fat fryers, etc.....	11	680132	12/11	154.442	154.294	154.307	154.059	154.059
Parts and accessories for commercial cooking and food warming equipment.....	11	680133	12/11	147.230	147.230	147.230	147.230	147.230
Other service industry machinery, incl. electronic teaching mach. & auto. maintenance equipment.....	11	68014	05/23	100.341	101.243	101.250	101.246	101.418
Coin-operated machines and mechanisms (incl. parts).....	11	680141	05/18	104.766	104.766	104.766	104.766	104.766
Commercial laundry and drycleaning machinery products (incl. parts).....	11	680143	06/03	199.056	200.936	200.936	200.936	200.936
Commercial and industrial floor & carpet cleaning machines, ex. vacuum cleaners (incl. parts).....	11	680145	09/16	141.686	148.061	148.061	148.061	148.061
Electronic teaching machines, teaching aids, etc., (incl. kits and parts).....	11	680147	09/16	104.281	104.281	104.281	104.281	104.281
All other parts and attachments for service industry equipment.....	11	680148	12/11	136.522	138.778	139.163	139.163	143.033
Other service industry equipment.....	11	680149	09/16	133.184	134.805	134.805	134.796	135.048
Electrical machinery and equipment.....	11	7		134.879	136.403	136.757	137.014	137.217
Wiring devices.....	11	71		367.079	364.714	366.891	366.840	367.344
Current-carrying wiring devices.....	11	7101		268.705	268.657	269.139	269.327	269.260
Current-carrying switches for electrical circuitry (including vehicular switches).....	11	710143	12/99	185.269	185.538	184.878	184.843	185.497
Current-carrying wire connectors for electrical circuitry.....	11	710144	12/99	183.759	182.744	182.743	186.119	184.334
Current-carrying wiring devices n.e.c.....	11	710147	06/06	192.640	192.825	193.715	192.766	193.035
Noncurrent-carrying wiring devices.....	11	7102		493.267	486.626	491.836	491.305	492.879
Noncurrent-carrying electrical conduit and conduit fittings, incl. plastic conduit & fittings.....	11	710216	12/04	248.928	241.629	241.435	240.516	241.921
Other noncurrent-carrying wiring devices and supplies (boxes, covers, bar hangers, etc.).....	11	710217	12/04	208.795	208.833	221.237	221.087	221.684

See footnotes at end of table.

Table 9. Producer price indexes for commodity and service groupings and individual items, not seasonally adjusted — Continued
 [April 2024, Index base 1982=100, unless otherwise indicated]

Title	Commodity code		Other index base	Unadjusted index ¹				
	Group code	Item code		Dec. 2023	Jan. 2024 ^P	Feb. 2024 ^P	Mar. 2024 ^P	Apr. 2024 ^P
Porcelain, steatite, and other ceramic electrical products.....	11	710252	12/03	193.196	192.346	193.521	194.765	195.113
Integrating and measuring instruments.....	11	72		185.944	186.006	186.164	186.164	189.257
Test equipment for electrical, radio, & communication circuits & motors. ...	11	7205	12/83	175.446	175.504	175.654	175.654	178.571
Test equipment for electrical, radio, & communication circuits & motors.....	11	720501		184.859	184.921	185.078	185.078	188.152
Motors, generators, motor generator sets.....	11	73		291.212	292.021	292.021	295.632	295.632
Fractional horsepower motors and generators.....	11	7303	06/83	216.636	216.636	216.636	218.480	218.480
Fractional horsepower motors and generators.....	11	730312	12/99	162.995	162.995	162.995	164.383	164.383
Integral horsepower motors and generators (excluding land transportation types).....	11	7304	06/83	407.349	407.349	407.349	417.627	417.627
Integral horsepower motors and generators (excluding land transportation types).....	11	730405	12/99	283.635	283.635	283.635	290.792	290.792
Parts and supplies for motors and generators.....	11	7309	06/83	324.590	322.876	322.876	336.965	336.965
Parts and supplies for motors and generators.....	11	730901	06/83	324.590	322.876	322.876	336.965	336.965
Other motors and generators.....	11	7311	06/06	157.357	158.573	158.573	157.739	157.739
Other motors and generators.....	11	731101	06/06	157.357	158.573	158.573	157.739	157.739
Prime mover generator sets, except steam & hydraulic turbine.....	11	7311012	12/14	137.117	138.634	138.634	138.634	—
Transformers and power regulators.....	11	74		390.232	392.773	392.773	394.517	389.813
Power and distribution transformers, except parts.....	11	7409	12/99	340.547	343.229	343.229	343.229	338.264
Other transformers and parts for transformers.....	11	7411	12/99	228.088	228.088	228.088	233.977	233.977
Switchgear, switchboard, industrial controls equipment.....	11	75		329.781	333.754	335.420	337.802	338.186
Industrial controls and related parts and accessories.....	11	7507		311.758	318.983	319.484	320.160	320.619
Industrial controls and related parts and accessories.....	11	750799	06/85	296.714	303.589	304.067	304.710	305.147
General-purpose industrial controls.....	11	7507991	06/11	160.737	166.777	166.817	167.389	167.676
Parts for industrial controls and motor-control accessories.....	11	7507992	06/11	143.058	143.437	145.517	145.517	145.517
Specific-purpose industrial controls.....	11	7507993	06/11	134.917	134.917	134.917	134.917	135.095
Switchgear and switchboard apparatus.....	11	7522	06/05	193.492	194.474	195.869	197.879	198.068
Switchgear and switchboard apparatus.....	11	752201	06/05	193.492	194.474	195.869	197.879	198.068
Low voltage panelboards and distribution boards, 1000 volts or less..	11	7522013	12/07	157.049	157.049	160.250	160.250	160.240
Switchgear, except relays and ducts.....	11	752201A	12/07	191.877	193.603	194.659	197.593	197.931
Communications and related equipment and miscellaneous electronic systems & equipment.....	11	76	12/85	131.790	135.794	136.315	136.582	136.570
Telephone and wireline data networking equipment.....	11	7601	12/85	92.043	91.922	92.518	92.519	92.519
Other communications and related equipment, including broadcast and wireless.....	11	7603	06/13	109.829	110.641	111.507	111.514	111.486
Broadcast, studio, and related electronic equipment.....	11	760301	12/85	119.867	120.931	121.836	121.501	121.709
Radio station and wireless communication equipment.....	11	760302	12/85	101.389	102.162	103.076	103.076	103.026
Radio station equipment.....	11	7603022	06/13	116.063	116.683	119.238	119.238	118.525
Other broadcast and wireless communications systems and equipment.....	11	7603023	06/13	113.977	114.666	115.647	115.647	115.647
Intercommunications, alarm and traffic control systems.....	11	760303	12/85	164.530	165.437	165.793	166.090	166.090
Alarm systems, including electric sirens and horns.....	11	7603031	06/08	133.596	134.738	134.738	134.848	134.848
Intercommunications systems, including inductive paging systems....	11	7603033	06/08	155.336	155.826	155.826	155.826	155.826
Electronic systems and equipment, n.e.c.....	11	7605	12/03	150.497	150.500	150.500	150.500	150.500
Electronic systems and equipment, n.e.c.....	11	760512	12/03	150.497	150.500	150.500	150.500	150.500
Search, detection, navigation & guidance systems and equipment.....	11	7606	06/04	161.812	170.354	170.621	171.233	171.233
Search, detection, navigation & guidance systems and equipment.....	11	760613	06/04	161.812	170.354	170.621	171.233	171.233
Search, detection, navigation & guidance systems and equipment primary to 3345113.....	11	760613P	12/07	154.130	162.351	162.608	163.197	163.197
Electric lamp bulbs, tubes, and components.....	11	77		108.985	108.985	108.985	108.985	108.985
Electric lamp bulbs, tubes, and components.....	11	7704	12/04	84.089	84.089	84.089	84.089	84.089
Electric lamp bulbs, tubes, and components.....	11	770401	12/04	84.089	84.089	84.089	84.089	84.089
Electronic components and accessories.....	11	78		68.226	68.641	68.647	68.687	68.931
Relays for electronic circuitry, industrial control overload, and switchgear type.....	11	7821		285.450	290.448	290.448	290.448	290.448
Relays for electronic circuitry, industrial control overload, and switchgear type.....	11	782119	06/90	212.224	215.941	215.941	215.941	215.941
Switches, mechanical, for electronic circuitry.....	11	7822	06/82	256.367	262.543	272.938	272.938	272.938
Switches, mechanical, for electronic circuitry.....	11	782299	06/82	256.367	262.543	272.938	272.938	272.938
Connectors for electronic circuitry.....	11	7824		257.329	257.757	257.824	261.512	261.532
Connectors for electronic circuitry.....	11	782481	12/11	148.640	148.888	148.927	151.057	151.068
Filters, crystals, and transducers.....	11	7828	06/82	120.386	119.624	119.624	119.624	119.624
Filters, crystals, and transducers.....	11	782890	06/82	120.386	119.624	119.624	119.624	119.624
Crystal, filter, piezoelectric, and other related electronic devices (exc. microwave filters).....	11	7828901	06/82	123.283	123.283	123.283	123.283	123.283
Integrated microcircuits.....	11	7839	06/05	32.172	32.226	32.161	32.090	32.185
Integrated microcircuits.....	11	783911	06/05	32.172	32.226	32.161	32.090	32.185
Other semiconductor and related devices.....	11	7847	06/05	79.188	79.825	79.825	79.825	80.753
Other semiconductor devices, including parts (such as chips, wafers and heat sinks).....	11	784711	06/05	77.143	77.764	77.764	77.764	78.668

See footnotes at end of table.

Table 9. Producer price indexes for commodity and service groupings and individual items, not seasonally adjusted — Continued
 [April 2024, Index base 1982=100, unless otherwise indicated]

Title	Commodity code		Other index base	Unadjusted index ¹				
	Group code	Item code		Dec. 2023	Jan. 2024 ^P	Feb. 2024 ^P	Mar. 2024 ^P	Apr. 2024 ^P
Bare printed circuit boards.....	11	7849	12/00	127.503	129.072	128.435	128.435	128.435
Bare printed circuit boards.....	11	784901	06/82	133.390	135.032	134.365	134.365	134.365
Electronic coils, transformers, and other inductors.....	11	7853	06/82	249.420	254.073	257.931	257.931	257.931
Electronic coils, transformers, and other inductors.....	11	785399	06/00	171.220	174.414	177.063	177.063	177.063
Capacitors and resistors for electronic circuitry.....	11	7854	12/22	105.494	109.525	109.986	109.986	109.986
Capacitors for electronic circuitry.....	11	785411	12/02	198.744	199.718	200.751	200.751	200.751
Microwave components, electron tubes, and other electronic components, n.e.c.....	11	7856	06/00	179.832	180.685	180.685	180.685	180.685
Printed circuit assemblies, loaded boards, modules and consumer external modems.....	11	7861	06/82	80.876	81.343	81.293	81.359	81.503
Printed circuit assemblies, loaded boards, modules and consumer external modems.....	11	786199	06/82	80.876	81.343	81.293	81.359	81.503
Miscellaneous electrical machinery and equipment.....	11	79		138.082	138.362	138.824	138.836	138.928
Storage batteries.....	11	7901		244.192	244.539	244.759	244.592	243.664
Storage batteries, lead acid type, BCI dimensional group 8D or smaller.....	11	790103	12/84	258.067	258.644	258.644	259.923	258.374
Storage batteries, lead acid type, larger than BCI dimensional group 8D.....	11	790104	12/84	316.396	316.396	317.467	309.651	309.651
Storage batteries (excluding lead acid), including parts for all storage batteries.....	11	790105	12/84	259.130	259.133	259.594	259.594	259.594
Primary batteries.....	11	7902		233.966	233.678	233.482	233.379	233.045
Primary batteries.....	11	790229	12/03	151.749	151.562	151.435	151.368	151.152
Carbon and graphite products.....	11	7903		229.149	238.759	238.946	238.905	242.827
X-ray and electromedical equipment.....	11	7905		93.020	93.155	93.598	93.601	93.601
Irradiation equipment.....	11	790512	06/85	125.855	125.855	126.906	126.906	126.906
Electromedical equipment, including diagnostic, therapeutic and patient monitoring equipment.....	11	790541	06/09	103.261	103.467	103.892	103.898	103.897
Miscellaneous electrical industrial apparatus.....	11	7929	12/85	183.238	178.649	178.718	178.718	178.718
Rectifying apparatus.....	11	792902	12/85	208.790	210.822	211.083	211.083	211.083
Other electrical equipment for industrial use, except for electronic circuitry.....	11	792904	12/03	156.147	149.937	149.937	149.937	149.937
All other electrical equipment and components, except industrial.....	11	7939	12/06	134.302	134.301	134.301	142.870	142.870
All other electrical equipment and components, except industrial.....	11	793901	12/06	134.302	134.301	134.301	142.870	142.870
Miscellaneous instruments.....	11	8		248.871	251.129	252.488	253.451	254.861
Automatic environmental controls for monitoring residential, commercial, and appliance use.....	11	81		216.875	215.855	215.856	215.363	215.363
Automatic environmental controls for monitoring residential, commercial, and appliance use.....	11	8105	12/03	149.555	148.852	148.852	148.512	148.512
Automatic environmental controls for monitoring residential, commercial, and appliance use.....	11	810501	12/03	149.555	148.852	148.852	148.512	148.512
Industrial process control instruments.....	11	82	06/83	291.740	296.903	297.472	299.076	300.385
Industrial process control instruments.....	11	8201	06/83	291.740	296.903	297.472	299.076	300.385
Industrial process control instruments.....	11	820171	12/03	176.689	179.816	180.161	181.132	181.925
Fluid meters and counting devices.....	11	84	12/85	242.927	244.773	245.952	246.907	247.351
Fluid meters and counting devices.....	11	8401	12/85	242.927	244.773	245.952	246.907	247.351
Engineering and scientific instruments.....	11	85	12/85	286.565	286.952	287.137	287.804	294.548
Aeronautical, nautical, and navigational instruments.....	11	8501	12/85	322.489	322.489	322.742	322.742	329.589
Aeronautical, nautical, and navigational instruments.....	11	850111	12/85	322.489	322.489	322.742	322.742	329.589
Hospital beds and specialized hospital furniture.....	11	8504	12/11	141.201	142.272	142.272	144.118	148.940
Hospital beds and specialized hospital furniture.....	11	850404	12/11	141.201	142.272	142.272	144.118	148.940
Measuring instruments and lenses.....	11	86	12/85	171.470	173.475	175.052	175.486	175.689
Sighting, tracking, and fire-control equipment, optical type.....	11	8601	12/85	137.227	143.184	138.190	139.075	139.810
Sighting, tracking, and fire-control equipment, optical type.....	11	860111	12/85	137.227	143.184	138.190	139.075	139.810
All other miscellaneous optical instruments and lenses.....	11	8602	12/85	148.666	148.829	149.306	149.329	151.060
All other miscellaneous optical instruments and lenses.....	11	860211	12/85	148.666	148.829	149.306	149.329	151.060
Laboratory analytical instruments.....	11	8603	12/85	182.860	184.876	187.477	187.962	187.747
Laboratory analytical instruments.....	11	860311	12/85	182.860	184.876	187.477	187.962	187.747
Measuring & controlling devices, n.e.c.....	11	89	06/85	199.274	201.289	203.223	204.783	204.034
Aircraft engine instruments.....	11	8901	06/85	188.243	189.680	191.117	203.671	203.671
Aircraft engine instruments.....	11	890199	06/85	188.243	189.680	191.117	203.671	203.671
Nuclear radiation detection & monitoring instruments.....	11	8904	06/85	248.577	254.629	254.629	254.629	254.629
Nuclear radiation detection & monitoring instruments.....	11	890499	06/85	248.577	254.629	254.629	254.629	254.629
Physical properties and kinematic testing equipment.....	11	8905	06/04	135.622	137.284	137.284	137.284	137.284
Physical properties and kinematic testing equipment.....	11	890599	06/04	135.622	137.284	137.284	137.284	137.284
Commercial, geophysical, meteorological, surveying, drafting & general-purpose instruments.....	11	8906	06/04	138.815	139.246	143.264	143.264	141.551
Commercial, geophysical, meteorological & general-purpose instruments.....	11	890699	06/04	138.815	139.246	143.264	143.264	141.551
Miscellaneous machinery.....	11	9		217.170	219.080	220.089	220.237	220.860

See footnotes at end of table.

Table 9. Producer price indexes for commodity and service groupings and individual items, not seasonally adjusted — Continued

[April 2024, Index base 1982=100, unless otherwise indicated]

Title	Commodity code		Other index base	Unadjusted index ¹				
	Group code	Item code		Dec. 2023	Jan. 2024 ^P	Feb. 2024 ^P	Mar. 2024 ^P	Apr. 2024 ^P
Oil field and gas field machinery.....	11	91		256.033	260.320	260.320	260.320	260.320
Oil and gas field drilling, surveying, and cementing machinery (except parts sold separately).....	11	9102		269.993	269.993	269.993	269.993	269.993
Oil and gas field drilling, surveying, and cementing machinery (except parts sold separately).....	11	910201	09/20	114.967	114.967	114.967	114.967	114.967
Oil field and gas field production machinery (except pumps and parts sold separately).....	11	9104		231.074	245.198	245.198	245.198	245.198
Oil field and gas field production machinery (except pumps and parts sold separately).....	11	910456	12/03	189.854	201.459	201.459	201.459	201.459
Parts and attachments for oil and gas field machinery and equipment.....	11	9106	12/10	133.528	133.528	133.528	133.528	133.528
Parts and attachments for oil and gas field production machinery and equipment.....	11	910604	12/10	135.726	—	—	—	—
Mining machinery and equipment.....	11	92		436.995	437.694	443.899	443.899	446.688
Mining machinery and equipment (except parts sold separately).....	11	9207	09/19	148.572	148.861	151.540	151.540	151.999
Underground mining machinery (except parts sold separately).....	11	920701	12/03	297.535	297.628	312.045	312.045	—
Crushing, pulverizing, & screening machinery (except parts sold separately).....	11	920702	12/03	266.064	266.064	266.064	266.064	—
Drills and other mining machinery (except parts sold separately).....	11	920703	12/03	261.585	263.098	263.553	263.553	266.107
Mineral processing & beneficiation machinery (except parts sold separately).....	11	920704	12/03	294.685	294.685	294.685	294.685	294.685
Parts and attachments for mining machinery and equipment (sold separately).....	11	9253		339.701	339.851	340.283	340.283	346.225
Parts and attachments for mining machinery and equipment (sold separately).....	11	925303	12/03	244.690	244.798	245.109	245.109	249.389
Internal combustion engines.....	11	94		198.824	202.801	202.816	202.813	203.653
Diesel, semidiesel, and dual-fuel engines (except automotive).....	11	9407	12/82	225.271	232.093	231.486	231.486	231.486
Diesel, semidiesel, and dual-fuel engines (except automotive).....	11	940725	12/00	172.750	177.983	177.517	177.517	177.517
Diesel, semidiesel, and dual-fuel engines for automobiles, trucks, and buses.....	11	9408	12/82	167.196	172.175	172.503	172.497	172.875
Diesel, semidiesel, and dual-fuel engines for automobiles, trucks, and buses.....	11	940811	12/82	167.196	172.175	172.503	172.497	172.875
Parts & accessories for internal combustion engines, ex. aircraft & gasoline automotive engines.....	11	9413		247.265	249.400	249.400	249.400	253.266
Parts & accessories for internal combustion engines, ex. aircraft & gasoline automotive engines.....	11	941301		247.265	249.400	249.400	249.400	253.266
Machine shop products.....	11	95		221.665	222.037	224.027	224.231	224.376
Machine shop products.....	11	9505	06/84	200.809	201.147	202.950	203.134	203.265
Machine shop job work and job order repairs.....	11	950501	06/84	200.809	201.147	202.950	203.134	203.265
Turbines and turbine generator sets.....	11	97	06/87	273.467	274.590	274.884	275.694	278.554
Turbines and turbine generator sets (excluding parts).....	11	9701	06/87	273.467	274.590	274.884	275.694	278.554
Steam, gas, and other turbines and turbine generators.....	11	970103	06/11	114.248	114.235	113.793	113.337	115.346
Parts & accessories for turbines, turbine generators, and turbine generator sets.....	11	98	09/15	121.201	121.250	121.320	121.320	121.320
Parts & accessories for turbines, turbine generators, and turbine generator sets.....	11	9801	09/15	121.201	121.250	121.320	121.320	121.320
Parts & accessories for turbines, turbine generators, and turbine generator sets.....	11	980101	09/15	121.201	121.250	121.320	121.320	121.320
Furniture and household durables.....	12	—		218.436	219.061	219.276	220.220	219.647
Household furniture.....	12	1		270.057	270.260	270.040	270.930	270.957
Metal household furniture.....	12	11		207.413	208.240	209.539	208.692	209.368
Metal household furniture.....	12	1101		207.413	208.240	209.539	208.692	209.368
Metal household dining room and kitchen furniture.....	12	110102	06/84	259.406	265.460	265.815	259.616	264.562
Other metal household furniture.....	12	110104	06/84	183.562	183.562	184.897	184.897	184.897
Metal household furniture, beds, nonupholstered.....	12	1101041	12/11	126.647	126.647	126.647	126.647	126.647
Wood household furniture (nonupholstered).....	12	12		309.499	309.563	307.649	307.649	307.222
Wood household furniture (nonupholstered).....	12	1206	12/22	102.407	102.428	101.794	101.794	101.653
Wood living room furniture (nonupholstered).....	12	120602	12/04	166.418	166.645	166.475	166.475	166.475
Wood dining room, outdoor, and ready-to-assemble furniture (nonupholstered).....	12	120603	12/22	103.219	103.219	103.219	103.219	103.219
Wood bedroom furniture, including infants' and children's, (nonupholstered).....	12	120605	12/04	160.340	160.340	157.574	157.574	156.941
Upholstered household furniture.....	12	13		256.716	256.897	256.911	259.420	259.563
Upholstered household furniture.....	12	1301		256.716	256.897	256.911	259.420	259.563
Dual purpose sleep furniture, incl. convertible sofa.....	12	130123	06/83	219.604	219.604	219.422	219.912	219.921
Upholstered household furniture.....	12	130141	06/05	162.466	162.606	162.647	164.510	164.619
Upholstered household davenports, sofas, loveseats, and settees.....	12	1301411	12/11	140.622	140.654	140.663	142.431	142.572
Upholstered household sectional sofa pieces.....	12	1301412	12/11	134.783	134.873	134.993	135.067	135.041
Upholstered household rocking chairs, including swivel rockers.....	12	1301413	12/11	142.461	142.446	142.449	143.131	143.949
Other upholstered household furniture, including custom.....	12	1301415	12/11	156.963	157.604	157.625	162.572	162.572
Bedding.....	12	14		234.662	234.779	234.363	233.506	233.342

See footnotes at end of table.

Table 9. Producer price indexes for commodity and service groupings and individual items, not seasonally adjusted — Continued
 [April 2024, Index base 1982=100, unless otherwise indicated]

Title	Commodity code		Other index base	Unadjusted index ¹				
	Group code	Item code		Dec. 2023	Jan. 2024 ^P	Feb. 2024 ^P	Mar. 2024 ^P	Apr. 2024 ^P
Bedding.....	12	1401		234.662	234.779	234.363	233.506	233.342
Innerspring mattresses, excluding crib size.....	12	140104	12/95	213.981	213.981	212.927	211.323	210.908
Mattress foundations.....	12	140107	12/11	137.628	137.628	137.628	136.956	136.956
Mattresses, other types, including crib, foam, waterbed mattresses and mattress inserts.....	12	140114	06/83	253.547	253.547	253.547	252.944	252.944
Sleep system ensembles and mattresses, excluding conventional waterbeds.....	12	140122	12/95	140.114	140.114	140.114	140.114	—
Mattress and foundation sets.....	12	140134	12/03	141.504	141.700	141.700	141.602	141.602
Metal porch, lawn, outdoor & casual furniture.....	12	15		365.067	365.067	365.067	365.067	365.067
Porch and lawn furniture.....	12	1501		365.067	365.067	365.067	365.067	365.067
Metal porch, lawn, outdoor & casual furniture.....	12	150112	06/84	363.108	363.108	363.108	363.108	363.108
Nonupholstered household furniture, except wood and metal.....	12	16	12/85	148.071	148.071	—	—	—
Nonupholstered household furniture, except wood and metal.....	12	1601	12/85	148.071	148.071	—	—	—
Nonupholstered household furniture, except wood and metal.....	12	160101	12/85	148.071	148.071	—	—	—
Commercial furniture.....	12	2		310.598	311.560	315.936	316.297	314.941
Wood office furniture and store fixtures.....	12	21		300.943	301.544	301.992	304.047	303.587
Wood office furniture and store fixtures.....	12	2101		300.943	301.544	301.992	304.047	303.587
Wood office seating, including upholstered.....	12	210112	06/85	260.760	262.547	266.823	266.823	266.823
Wood office desks and extensions.....	12	210113	06/85	329.383	329.383	334.697	334.798	334.798
Wood office files, storage units, and tables.....	12	210114	06/85	302.338	302.405	303.104	303.104	303.104
Wood office furniture, other types (incl. panel/desk systems).....	12	210116	06/85	230.171	230.152	233.260	233.392	233.392
Fixtures for stores, banks and offices.....	12	210161	12/83	298.299	298.922	298.777	301.191	300.648
Custom architectural woodwork, millwork, and fixtures.....	12	2101611	06/08	151.221	151.221	151.221	151.221	151.221
Wood lockers, partitions, and shelving (except custom).....	12	2101612	06/08	156.839	156.090	153.332	164.787	156.171
Wood furniture dimensions and nonwood furniture parts and frames..	12	2101615	12/11	205.145	211.319	213.191	—	—
Nonwood furniture and store fixtures.....	12	22		301.778	303.472	312.536	311.421	309.515
Nonwood commercial storage units, files, and tables.....	12	2202		306.630	307.923	319.873	317.967	312.528
Nonwood commercial storage units, files, and tables.....	12	220202	06/95	220.243	221.172	229.756	228.387	224.480
Nonwood commercial furniture.....	12	2203		308.922	311.522	317.804	316.903	316.149
Nonwood commercial desks and extensions.....	12	220321		374.063	389.914	400.609	399.751	399.751
Nonwood office seating.....	12	220325		239.135	237.937	245.508	245.508	245.508
Nonwood office furniture panel systems, and other nonwood office furniture.....	12	220326	06/95	223.071	225.860	227.979	226.773	225.679
Nonwood partitions and fixtures.....	12	2204	12/83	277.990	278.796	289.347	288.324	286.464
Storage racks and accessories, except wood.....	12	220407	12/83	246.271	248.977	254.698	246.965	240.531
Fixtures (bank, office, and store) except wood.....	12	220409	12/83	282.382	284.046	320.637	317.760	319.097
Public building furniture.....	12	23	12/84	327.855	327.286	327.289	327.289	326.596
Public building furniture.....	12	2301	12/84	327.855	327.286	327.289	327.289	326.596
School furniture (except stone and concrete), excluding library furniture.....	12	230101	12/84	389.781	387.790	387.799	387.799	384.256
Public building and related furniture, excluding school & restaurant furniture.....	12	230102	12/84	315.686	315.686	315.686	315.686	316.151
Commercial furniture and fixtures, n.e.c.....	12	24	12/85	290.028	289.887	290.600	290.943	287.783
Commercial furniture and fixtures, n.e.c.....	12	2401	12/85	290.028	289.887	290.600	290.943	287.783
Bar, bowling center, cafeteria, and restaurant furniture.....	12	240104	12/10	178.856	179.177	179.177	179.112	174.028
Other commercial and institutional furniture and fixtures, n.e.c.....	12	240108	12/10	166.607	166.344	166.950	167.270	166.850
Floor coverings.....	12	3		211.886	215.025	211.021	214.905	214.957
Carpets and rugs.....	12	31		205.725	208.862	204.320	208.727	208.785
Carpet and rugs.....	12	3101		208.899	212.084	207.472	211.947	212.007
Carpet and rugs.....	12	310101		208.899	212.084	207.472	211.947	212.007
Resilient floor coverings.....	12	32		262.289	265.492	265.492	265.492	265.492
Resilient floor coverings.....	12	3201		262.289	265.492	265.492	265.492	265.492
Resilient floor coverings.....	12	320170	12/11	117.936	119.377	119.377	119.377	119.377
Household appliances.....	12	4		150.355	150.374	149.855	150.241	149.979
Major appliances.....	12	41		145.259	145.482	144.870	145.082	144.740
Household cooking appliances.....	12	4101		159.355	159.512	158.483	159.487	158.502
Electric household ranges, ovens (including microwave), surface cooking units, and equipment.....	12	410105	12/02	155.361	154.871	156.853	157.856	156.031
Gas household ranges, ovens, surface cooking units and equipment. .	12	410139	12/02	149.700	152.036	148.484	149.858	149.127
Other household ranges and cooking equipment, including outdoor equipment.....	12	410169	12/02	200.269	198.592	196.586	197.280	196.940
Household refrigeration equipment.....	12	4103		120.952	121.090	120.785	120.662	120.881
Household refrigerators, including refrigerator-freezer combinations.....	12	410329	12/02	130.519	130.755	130.256	130.145	130.359
Other major household appliances including room air-conditioners.....	12	4104		176.555	177.214	176.552	176.058	176.446
Room air-conditioners.....	12	410445		233.361	234.137	234.137	234.137	237.298
Household vacuum cleaners, including parts and attachments.....	12	43		130.039	131.063	131.392	131.063	132.150

See footnotes at end of table.

Table 9. Producer price indexes for commodity and service groupings and individual items, not seasonally adjusted — Continued
 [April 2024, Index base 1982=100, unless otherwise indicated]

Title	Commodity code		Other index base	Unadjusted index ¹				
	Group code	Item code		Dec. 2023	Jan. 2024 ^P	Feb. 2024 ^P	Mar. 2024 ^P	Apr. 2024 ^P
Household vacuum cleaners and other floor care machines (including parts and attachments).....	12	4301		121.992	122.953	123.262	122.953	123.973
Household vacuum cleaners and other floor care machines (including parts and attachments).....	12	430114	06/07	133.079	134.127	134.464	134.127	135.240
Electric housewares and fans.....	12	44		145.773	143.770	143.795	145.835	145.845
Parts and attachments for small electric household appliances, including fan parts.....	12	4403	12/82	197.435	197.435	197.435	200.517	200.517
Parts and attachments for small electric household appliances, including fan parts.....	12	440311	12/82	197.435	197.435	197.435	200.517	200.517
Small electric household appliances, including fans.....	12	4404	05/21	116.251	114.648	114.668	116.294	116.302
Small electric household appliances, including fans.....	12	440401	05/21	116.251	114.648	114.668	116.294	116.302
Portable residential lighting fixtures, including parts and accessories.....	12	45		296.675	296.688	296.739	296.710	296.679
Portable residential lighting fixtures, including parts and accessories.....	12	4501		296.675	296.688	296.739	296.710	296.679
Portable residential lighting fixtures, including parts and accessories.....	12	450135	06/98	199.958	199.967	200.001	199.982	199.961
Home electronic equipment.....	12	5		62.373	62.373	62.373	63.582	63.582
Speakers and commercial sound equipment.....	12	57	12/03	138.110	138.110	138.110	143.766	143.766
Speakers and commercial sound equipment.....	12	5707	12/03	138.110	138.110	138.110	143.766	143.766
Speakers and commercial sound equipment.....	12	570708	12/03	138.110	138.110	138.110	143.766	143.766
Other home electronic equipment.....	12	58	06/04	114.837	114.837	114.837	114.837	114.837
Other home electronic equipment, including television receivers and automotive A/V equipment.....	12	5803	01/17	119.037	119.037	119.037	119.037	119.037
All other consumer audio and video equipment, excluding TV receivers and automotive A/V equip.....	12	580301	06/04	105.704	105.704	105.704	105.704	105.704
Other household durable goods.....	12	6		245.973	246.698	245.720	246.673	244.926
Vitreous china, fine earthenware, and other pottery products.....	12	61		328.166	328.166	328.166	328.166	328.166
Vitreous china, porcelain, and earthenware table and kitchenware and other pottery products.....	12	6101		328.119	328.119	328.119	328.119	328.119
Vitreous china, porcelain, and earthenware (semivitreous) table and kitchenware.....	12	610104	06/08	136.610	136.610	136.610	136.610	136.610
All other pottery products (including china decorated for the trade).....	12	610105	06/08	164.126	164.126	164.126	164.126	164.126
Mirrors (decorated and undecorated).....	12	65		222.788	225.944	221.517	225.988	216.611
Mirrors (decorated and undecorated), made from purchased glass.....	12	6501		222.788	225.944	221.517	225.988	216.611
Mirrors (decorated and undecorated), made from purchased glass.....	12	650104	12/04	143.510	145.543	142.691	145.572	139.531
Lawn/garden equipment.....	12	66		182.771	182.942	182.687	182.999	183.007
Parts and attachments for consumer lawn, garden, and snow equipment.....	12	6605	12/82	233.072	233.220	233.547	233.547	233.657
Parts and attachments for consumer lawn, garden, and snow equipment.....	12	660503	06/03	157.477	157.577	157.798	157.798	157.872
Consumer lawn, garden, and snow equipment.....	12	6607	05/18	121.935	122.053	121.847	122.077	122.077
Consumer lawn, garden, and snow equipment.....	12	660701	05/18	121.935	122.053	121.847	122.077	122.077
Consumer riding lawn, garden, and snow equipment.....	12	6607011	06/03	134.525	134.569	134.569	134.569	134.569
Consumer nonriding lawn, garden, and snow equipment.....	12	6607012	06/03	133.192	133.411	132.949	133.465	133.465
Cutlery, flatware (except precious), razors and razor blades.....	12	67		277.956	278.346	278.346	275.240	275.240
Cutlery, flatware (except precious), razors and razor blades.....	12	6701		277.956	278.346	278.346	275.240	275.240
Cutlery, scissors, shears, trimmers, and snips.....	12	670141	12/83	292.126	293.036	293.036	285.805	285.805
Metal kitchen utensil, pots, and pans.....	12	68		309.719	309.719	309.719	312.427	312.427
Metal kitchen utensil, pots, and pans.....	12	6801		309.719	309.719	309.719	312.427	312.427
Stamped and spun kitchen utensils, aluminum.....	12	680101		291.971	291.971	291.971	291.971	291.971
Window shades, blinds, and accessories.....	12	69	06/84	296.237	296.239	296.239	296.239	296.239
Window shades, blinds, and accessories.....	12	6901	06/84	296.237	296.239	296.239	296.239	296.239
Window shades and window shade accessories and rollers.....	12	690101	06/84	360.551	360.555	360.555	360.555	360.555
Other shades and blinds, including curtain and drapery fixtures, poles, & rods.....	12	690103	06/84	224.853	224.853	224.853	224.853	224.853
Nonmetallic mineral products.....	13	—		331.537	339.074	341.163	342.751	341.102
Glass.....	13	1		183.556	183.769	184.429	184.327	184.233
Flat glass.....	13	11		171.815	171.792	172.048	171.808	171.808
Specialty glass.....	13	1107		208.689	209.304	209.265	209.307	209.307
Specialty glass.....	13	110703	06/11	152.156	152.604	152.575	152.606	152.606
Other glass products, made by flat glass producers.....	13	1107034	06/11	161.713	161.713	161.713	161.713	161.713
Flat glass (float, sheet, and plate process).....	13	1108	12/22	92.228	91.163	91.875	91.197	—
Flat glass (float, sheet, and plate process).....	13	110811	12/22	92.228	91.163	91.875	91.197	—
Other finished glassware.....	13	13	06/83	199.495	200.680	202.948	203.462	202.981
Pressed and blown glassware.....	13	1301	06/83	202.667	203.872	206.176	206.697	206.209
Machine-made pressed & blown table, kitchen, art, & novelty glassware.....	13	130116	12/11	154.632	154.632	155.560	155.560	—
All other machine-made pressed and blown glassware.....	13	130117	12/11	126.041	127.698	128.980	129.708	129.075

See footnotes at end of table.

Table 9. Producer price indexes for commodity and service groupings and individual items, not seasonally adjusted — Continued
 [April 2024, Index base 1982=100, unless otherwise indicated]

Title	Commodity code		Other index base	Unadjusted index ¹				
	Group code	Item code		Dec. 2023	Jan. 2024 ^P	Feb. 2024 ^P	Mar. 2024 ^P	Apr. 2024 ^P
Handmade pressed and blown glassware.....	13	130118	12/11	129.521	129.896	136.254	136.272	136.272
Concrete ingredients and related products.....	13	2		409.984	424.948	425.700	427.474	429.674
Construction sand, gravel, and crushed stone.....	13	21		464.123	481.678	482.711	484.118	486.908
Construction sand, gravel and crushed stone.....	13	2101		464.123	481.678	482.711	484.118	486.908
Construction sand and gravel (run of pit/bank, washed, screened, etc.)..	13	210120	12/11	172.732	177.084	178.443	179.011	183.235
Construction sand and gravel, Northeast.....	13	2101201	12/12	179.548	188.618	188.618	188.618	188.618
Construction sand and gravel, Midwest.....	13	2101202	12/12	188.183	194.045	195.941	197.580	204.713
Construction sand and gravel, West.....	13	2101204	12/12	177.640	182.267	184.584	184.724	188.958
Crushed and broken stone.....	13	210121		459.185	479.197	479.038	480.376	479.277
Crushed and broken limestone.....	13	2101212	12/11	180.162	187.170	187.934	188.101	188.201
Crushed and broken granite.....	13	2101213	12/11	164.535	170.131	167.168	169.335	166.736
Bituminous limestone, sandstone, & other crushed & broken stone. . .	13	2101219	12/11	156.044	167.361	167.361	167.361	167.361
Cement, hydraulic.....	13	22		337.671	348.826	349.100	351.706	352.948
Cement, hydraulic.....	13	2201		337.671	348.826	349.100	351.706	352.948
Cement, hydraulic.....	13	220161	06/89	330.482	341.400	341.668	344.218	345.434
Concrete products.....	13	3		372.594	379.102	382.290	385.887	386.233
Concrete block and brick.....	13	31		370.739	374.352	377.413	379.326	380.296
Structural concrete block.....	13	3111		391.550	398.557	401.993	402.030	402.551
Structural concrete block.....	13	311135	12/87	319.550	325.268	328.072	328.103	328.527
Structural concrete block, lightweight units (weighing less than 105 lb/cubic ft.) (dry weight).....	13	3111351	12/11	168.752	172.517	173.342	173.320	173.687
Structural concrete block, mediumweight units (weighing 105 - 124 lb/cubic ft.) (dry weight).....	13	3111352	12/11	178.346	177.898	184.311	184.311	184.311
Structural concrete block, normalweight units (weighing 125 lb or more/cubic ft.) (dry weight).....	13	3111353	12/11	167.935	171.688	171.846	171.905	172.088
Decorative concrete block.....	13	3121		322.428	329.334	330.297	332.342	332.689
Decorative concrete block (including screen, split, slump, shadowal block, etc.).....	13	312101		322.428	329.334	330.297	332.342	332.689
Concrete brick.....	13	3131		339.418	339.418	340.652	340.652	343.112
Concrete brick.....	13	313101		339.418	339.418	340.652	340.652	343.112
Concrete pavers.....	13	3141		309.923	309.923	313.867	317.196	318.048
Concrete pavers (including grid, interlocking, etc.).....	13	314101		309.923	309.923	313.867	317.196	318.048
Concrete pipe.....	13	32		361.667	370.665	370.665	370.665	370.665
Concrete pipe.....	13	3201		361.667	370.665	370.665	370.665	370.665
Concrete pipe.....	13	320108	12/86	315.819	323.677	323.677	323.677	323.677
Concrete storm sewer pipe.....	13	3201082	12/11	225.790	227.133	227.133	227.133	227.133
Concrete pipe, except concrete culvert and storm sewer pipe.....	13	3201083	12/11	163.198	169.858	169.858	169.858	169.858
Ready-mix concrete.....	13	33		368.005	376.419	380.370	385.939	386.390
Ready-mix concrete.....	13	3301		368.005	376.419	380.370	385.939	386.390
Ready-mix concrete.....	13	330101		368.005	376.419	380.370	385.939	386.390
Northeast region ready-mix concrete.....	13	330101A	12/12	166.038	166.038	172.690	174.458	174.458
Midwest region ready-mix concrete.....	13	330101B	12/12	167.961	174.501	174.225	180.123	180.385
South region ready-mix concrete.....	13	330101C	12/12	166.343	170.503	173.546	176.407	176.747
West region ready-mix concrete.....	13	330101D	12/12	175.549	178.064	177.659	176.969	176.982
Precast concrete products.....	13	34		388.649	392.115	394.158	394.144	394.144
Precast concrete products.....	13	3401		388.649	392.115	394.158	394.144	394.144
Precast concrete products.....	13	340106	12/86	342.870	345.928	347.730	347.717	347.717
Precast concrete slabs and tile, roof and floor units.....	13	3401061	12/11	167.828	167.828	167.828	167.828	167.828
Precast concrete architectural wall panels.....	13	3401062	12/11	187.183	190.077	190.107	190.107	190.107
Burial vaults and boxes, precast concrete.....	13	3401063	12/11	162.476	166.900	166.900	168.056	168.056
Precast concrete products (excl burial vaults and boxes, slabs and tile, and arch. wall panels).....	13	3401064	12/11	176.511	177.785	179.040	178.935	178.935
Prestressed concrete products.....	13	35		369.641	367.746	368.577	368.233	367.680
Prestressed concrete products.....	13	3501		369.641	367.746	368.577	368.233	367.680
Prestressed concrete products.....	13	350107	12/86	377.217	375.283	376.131	375.781	375.216
Prestressed concrete bridge beams and solid and hollow cored slabs and panels.....	13	3501071	12/07	244.381	241.703	242.775	242.332	241.619
Prestressed concrete bridge beams.....	13	35010711	12/07	203.343	202.315	202.072	201.553	200.719
Prestressed concrete solid and hollow cored slabs and panels.....	13	35010712	12/07	285.314	278.049	283.211	283.211	283.211
Prestressed concrete products (excl bridge beams and solid and hollow cored slabs and panels).....	13	3501072	12/07	142.867	143.011	143.011	143.011	143.011
Clay construction products ex. refractories.....	13	4		230.457	231.457	235.052	234.595	233.029
Brick and structural clay tile.....	13	42	12/84	254.081	256.075	262.083	262.860	264.001
Building or common brick.....	13	4201	12/84	250.874	252.687	258.695	259.470	260.612
Building or common brick.....	13	420101	12/84	250.874	252.687	258.695	259.470	260.612
Glazed brick and other brick (paving, floor, and sewer).....	13	4202	12/84	299.482	316.602	316.602	316.658	316.658
Glazed brick and other brick (paving, floor, and sewer).....	13	420201	12/84	299.482	316.602	316.602	316.658	316.658

See footnotes at end of table.

Table 9. Producer price indexes for commodity and service groupings and individual items, not seasonally adjusted — Continued
 [April 2024, Index base 1982=100, unless otherwise indicated]

Title	Commodity code		Other index base	Unadjusted index ¹				
	Group code	Item code		Dec. 2023	Jan. 2024 ^P	Feb. 2024 ^P	Mar. 2024 ^P	Apr. 2024 ^P
Clay floor and wall tile, glazed and unglazed.....	13	44		139.247	139.247	140.476	138.659	135.878
Clay floor and wall tile, glazed and unglazed (including quarry tile and ceramic mosaic tile).....	13	4401		139.247	139.247	140.476	138.659	135.878
Clay floor and wall tile, glazed and unglazed (including quarry tile and ceramic mosaic tile).....	13	440131		139.248	139.248	140.477	138.660	135.879
Structural clay products, n.e.c.....	13	45		353.637	356.603	356.603	371.295	371.295
Structural clay products, n.e.c.....	13	4501		353.637	356.603	356.603	371.295	371.295
All other structural clay products, excluding clay refractories.....	13	450199	12/85	303.933	305.072	305.072	320.443	320.443
Refractories.....	13	5		347.334	351.030	350.150	350.125	353.243
Clay refractories.....	13	52		389.605	392.862	392.862	392.862	394.938
Clay refractories.....	13	5201		389.605	392.862	392.862	392.862	394.938
Clay refractories.....	13	520181	12/04	218.832	220.661	220.661	220.661	221.827
Nonclay refractories.....	13	53		315.127	320.471	317.460	317.376	323.391
Nonclay refractories (excluding dead-burned magnesia).....	13	5301		315.127	320.471	317.460	317.376	323.391
Nonclay refractories (excluding dead-burned magnesia).....	13	530112	12/04	206.706	210.211	208.236	208.181	212.126
Asphalt felts and coatings.....	13	6		340.022	339.075	342.254	342.573	336.479
Prepared asphalt and tar roofing and siding products.....	13	61		347.137	345.616	349.485	349.873	342.459
Prepared asphalt and tar roofing and siding products.....	13	6101		347.137	345.616	349.485	349.873	342.459
Prepared asphalt and tar roofing and siding products.....	13	610131	12/03	315.694	314.311	317.830	318.183	311.439
Asphalt smooth-surfaced roll roofing and cap sheets, organic and fiberglass base.....	13	6101311	12/12	153.788	153.788	153.788	153.788	—
Asphalt mineral-surfaced roll roofing and cap sheets, organic and fiberglass base.....	13	6101312	12/11	175.443	174.989	175.533	175.283	175.283
Other prepared asphalt and tar products for roofing and siding.....	13	6101317	12/11	128.796	128.860	128.622	129.245	129.029
Roofing asphalts, pitches, coatings, and cement.....	13	62		265.317	266.784	266.784	266.784	266.784
Roofing asphalts, pitches, coatings, and cement.....	13	6201		265.317	266.784	266.784	266.784	266.784
Roofing asphalts, pitches, coatings, and cement.....	13	620121	06/84	251.313	252.703	252.703	252.703	252.703
Gypsum products.....	13	7		454.844	454.833	464.353	471.881	468.954
Gypsum products.....	13	71		454.844	454.833	464.353	471.881	468.954
Gypsum products.....	13	7101		454.844	454.833	464.353	471.881	468.954
Gypsum building materials.....	13	710102	12/93	348.002	347.992	356.728	363.637	360.951
Other gypsum products.....	13	710116	12/99	245.245	245.245	245.245	245.245	245.245
Glass containers.....	13	8		273.954	283.742	284.655	284.748	282.674
Glass containers.....	13	81		273.954	283.742	284.655	284.748	282.674
Glass containers (including value of packaging).....	13	8101		273.954	283.742	284.655	284.748	282.674
Glass containers (including value of packaging).....	13	810104	06/95	209.526	217.012	217.710	217.781	216.195
Other nonmetallic minerals.....	13	9		317.724	330.203	331.842	332.534	327.108
Insulation materials.....	13	92		267.236	272.265	277.303	278.027	277.901
Mineral wool for thermal and acoustical envelope insulation.....	13	9201		258.474	259.566	265.082	267.713	266.866
Mineral wool for thermal and acoustical envelope insulation.....	13	920105	06/07	196.951	197.784	201.987	203.992	203.347
Mineral wool for industrial, equipment, and appliance insulation.....	13	9202		236.222	245.608	249.217	247.329	248.168
Mineral wool for industrial, equipment, and appliance insulation.....	13	920201		236.222	245.608	249.217	247.329	248.168
Paving mixtures and blocks.....	13	94		390.305	421.822	422.545	421.515	400.862
Paving mixtures and blocks.....	13	9401		390.305	421.822	422.545	421.515	400.862
Paving mixtures and blocks.....	13	940113	12/03	275.363	297.598	298.109	297.382	282.811
Emulsified asphalt, including liquid additives.....	13	940113A	12/09	157.700	157.424	156.823	157.975	159.688
Other liquid asphalt and tar paving materials, including cut-backs.....	13	940113B	12/09	185.861	189.237	189.112	189.554	189.996
Asphalt and tar paving mixtures (excluding liquid).....	13	940113C	12/09	136.757	165.376	166.744	164.425	143.924
Cut stone and stone products.....	13	95		236.014	239.465	241.034	241.034	241.034
Cut stone and stone products.....	13	9501	12/84	236.014	239.465	241.034	241.034	241.034
Dressed dimension granite (including gneiss, syenite, diorite, and cut granite).....	13	950111	12/84	231.684	236.161	238.179	238.179	238.179
Dressed dimension limestone (including dolomite, travertine, calcareous, tufa, & cut limestone).....	13	950121	12/84	208.310	219.458	219.458	219.458	219.458
Dressed dimension marble and other stone.....	13	950151	12/04	158.953	158.953	159.695	159.695	159.695
Gaskets, packing, and sealing devices.....	13	98	12/85	244.238	248.645	247.314	247.523	247.523
Gaskets and gasketing material.....	13	9801	12/85	266.777	268.459	268.454	268.830	268.830
Nonmetallic gaskets and gasketing.....	13	980111	12/90	238.585	240.694	240.687	241.288	241.288
Metallic gaskets and machined seals.....	13	980112	12/90	211.037	211.689	211.689	211.689	211.689
Packing and sealing.....	13	9802	12/85	229.395	237.570	234.453	234.458	234.458
Molded packing and sealing devices.....	13	980212	12/90	198.133	199.803	199.803	199.812	199.812
Rotary oil seals.....	13	980214	12/90	187.275	193.749	193.749	193.749	193.749
Nonmetallic minerals and products, n.e.c.....	13	99	06/82	303.659	308.655	310.727	313.875	315.684
Clay and stone mining and quarrying.....	13	9902	06/84	314.997	317.786	321.491	327.752	331.006
Ground or treated minerals and earths.....	13	990209	06/85	304.379	305.247	305.801	304.737	309.255

See footnotes at end of table.

Table 9. Producer price indexes for commodity and service groupings and individual items, not seasonally adjusted — Continued

[April 2024, Index base 1982=100, unless otherwise indicated]

Title	Commodity code		Other index base	Unadjusted index ¹				
	Group code	Item code		Dec. 2023	Jan. 2024 ^P	Feb. 2024 ^P	Mar. 2024 ^P	Apr. 2024 ^P
Treated lightweight aggregate and crushed slag, minerals and earths.....	13	9902094	12/14	158.904	159.199	158.309	157.523	160.872
Other minerals and earths, treated.....	13	9902096	12/14	90.204	90.205	91.085	90.799	91.656
Dimension stone mining and quarrying.....	13	990211	06/85	336.271	358.830	360.320	360.320	360.320
Clay, excluding kaolin and ball clay.....	13	990214	06/90	235.709	234.073	234.176	234.575	235.086
Bentonite.....	13	990214C	12/07	161.722	161.008	161.008	161.008	161.008
All other nonmetallic minerals, including talc and gypsum.....	13	990299	06/85	366.120	370.283	396.800	453.944	455.979
All other nonmetallic mineral products.....	13	9903	12/85	237.558	243.925	243.948	243.333	243.333
Other nonmetallic mineral products.....	13	990319	12/11	115.642	116.200	116.222	115.639	115.639
Transportation equipment.....	14	—		205.198	205.824	206.214	206.340	206.541
Motor vehicles and equipment.....	14	1		169.901	170.248	170.467	170.584	170.586
Motor vehicles.....	14	11		171.746	172.136	172.431	172.395	172.327
Passenger cars and chassis.....	14	1101		138.295	138.452	138.514	138.255	138.319
Passenger cars and chassis.....	14	110131	06/82	138.012	138.169	138.230	137.972	138.036
Motorcycles, including three-wheel motorbikes, motorscooters, mopeds, and parts.....	14	1104		203.953	204.190	204.190	208.215	208.215
Motorcycles, including three-wheel motorbikes, motorscooters, mopeds, and parts.....	14	110401		219.667	219.923	219.923	224.258	224.258
Trucks, truck tractors, & bus chassis 14,000 lb or less, incl. minivans & suvs.....	14	1105		200.801	201.368	201.820	201.733	201.593
Trucks, truck tractors, & bus chassis 14,000 lb or less, incl. minivans & suvs.....	14	110571	12/82	193.200	193.746	194.181	194.097	193.963
Trucks, over 14,000 lbs GVW.....	14	1106		248.413	248.413	248.431	248.465	248.567
Trucks, over 14,000 lbs GVW.....	14	110684	12/05	149.960	149.960	149.971	149.991	150.053
Truck, truck tractors, and bus chassis (chassis of own manufacture) 14,001 to 33,000 lbs.....	14	1106841	06/11	121.189	121.189	121.189	121.210	121.351
Buses, including military and firefighting vehicles (chassis of own manufacture).....	14	1106843	06/11	146.650	146.650	146.667	146.684	146.684
Motor vehicles parts.....	14	12		141.418	141.685	141.782	142.036	142.138
Motor vehicles parts.....	14	1205	12/03	126.726	126.965	127.052	127.280	127.371
Gasoline engines and engine parts, excl. carburetors, pistons, and valves.....	14	120501	12/03	132.016	132.077	132.241	133.694	133.714
Motor vehicle steering and suspension parts.....	14	120502	12/03	112.900	111.277	111.490	111.430	111.969
Motor vehicle transmission and power train.....	14	120503	12/03	124.123	124.341	124.391	124.190	124.562
Motor vehicle drive train components, except wheels and brakes, new.....	14	1205031	12/11	114.678	114.687	114.735	114.542	114.904
Motor vehicle transmissions except auxiliary and parts, new.....	14	12050310	06/12	113.939	116.929	116.799	116.288	116.190
Parts for manual and automatic transmissions, new.....	14	12050313	12/11	126.254	125.381	125.413	125.389	125.362
Other motor vehicle drive train components, except wheels and brakes, new.....	14	12050315	12/11	103.350	103.551	103.933	103.905	104.613
Motor vehicle drive train components, rebuilt.....	14	1205033	12/11	135.468	140.030	140.030	139.982	139.984
Motor vehicle brake systems.....	14	120504	12/03	145.534	149.921	149.713	150.145	147.869
Motor vehicle brake parts and assemblies, new.....	14	1205041	12/11	132.433	136.818	136.610	137.041	134.964
Motor vehicle drum brake assemblies and parts, new.....	14	1205041A	12/11	161.326	167.779	167.258	168.626	166.303
Other motor vehicle brake parts and assemblies, new.....	14	1205041B	12/11	120.196	121.372	121.198	121.416	121.614
Motor vehicle disc brake assemblies and parts, new.....	14	1205041C	12/11	136.035	144.607	144.607	144.607	138.522
Filters for internal combustion engines and motor vehicles.....	14	120505	12/03	163.166	163.166	163.166	—	—
Other motor vehicle parts.....	14	120508	12/03	117.887	118.080	118.361	118.256	118.246
Vehicle seating and interior trim.....	14	120511	06/04	114.307	114.319	114.448	114.804	115.065
Automobile trimmings.....	14	1205111	06/09	92.218	92.218	92.350	92.713	93.362
Seats for public conveyance and aircraft.....	14	1205113	06/09	119.329	119.375	119.647	120.407	120.394
Carburetors, pistons, piston rings, and valves.....	14	120513		216.705	216.732	217.539	217.344	217.344
Motor vehicle electrical and electronic equipment.....	14	120514		142.359	142.878	143.429	143.476	143.704
Vehicular lighting equipment.....	14	1205141		153.065	153.627	156.391	156.504	156.258
Other motor vehicle electrical and electronic equipment.....	14	1205142		144.834	145.362	145.376	145.408	145.764
Battery charging alternators, generators, and regulators.....	14	12051422	06/00	108.234	108.311	108.434	108.709	109.145
Parts for electrical and electronic engine equipment.....	14	12051424	06/00	98.440	98.578	98.578	98.578	104.582
All other miscellaneous non-engine electrical and electronic equipment.....	14	12051425	12/03	119.958	119.958	119.958	119.958	120.054
All other miscellaneous complete engine electrical equipment, including spark plugs.....	14	12051426	06/00	114.653	116.783	116.783	116.783	115.640
Truck and bus bodies.....	14	13	12/82	344.270	346.677	346.807	347.733	347.753
Truck and bus bodies sold separately.....	14	1301	12/82	351.982	355.109	355.209	356.272	356.272
Other truck and vehicle bodies, sold separately.....	14	13015	12/08	155.259	155.583	155.583	156.125	156.125
Dump truck bodies, sold separately.....	14	130151	12/08	181.213	181.213	181.213	181.213	—
All other truck and vehicle bodies, sold separately.....	14	130152	12/08	152.899	153.371	153.371	154.180	154.180
Service truck bodies, sold separately.....	14	130153	09/15	143.080	143.149	143.149	143.149	143.149
Complete vehicles on purchased chassis.....	14	1302	12/82	330.055	330.656	330.864	331.454	331.524
Buses and firefighting vehicles, complete, produced on purchased chassis.....	14	13027	12/08	129.019	129.019	129.180	129.343	129.343

See footnotes at end of table.

Table 9. Producer price indexes for commodity and service groupings and individual items, not seasonally adjusted — Continued
 [April 2024, Index base 1982=100, unless otherwise indicated]

Title	Commodity code		Other index base	Unadjusted index ¹				
	Group code	Item code		Dec. 2023	Jan. 2024 ^P	Feb. 2024 ^P	Mar. 2024 ^P	Apr. 2024 ^P
Buses and firefighting vehicles, complete, produced on purchased chassis.....	14	130275	12/08	129.019	129.019	129.180	129.343	129.343
Other trucks and vehicles, complete, produced on purchased chassis, except upfitting trucks.....	14	130294	09/15	148.253	149.224	149.319	150.027	150.141
Truck trailers.....	14	14		327.101	326.038	327.894	327.531	326.273
Truck trailers.....	14	1406	12/86	317.100	316.069	317.868	317.516	316.297
Truck trailers and chassis, axle rating 10,000 lb or more.....	14	140602	12/86	307.899	306.562	308.476	308.101	306.804
Truck trailers and chassis, axle rating less than 10,000 lb.....	14	140603	12/11	212.424	214.161	214.161	214.161	214.161
Motor homes, built on purchased chassis.....	14	15	06/84	217.878	217.878	217.922	217.922	218.283
Motor homes, built on purchased chassis.....	14	1501	06/84	217.878	217.878	217.922	217.922	218.283
Motor homes, built on purchased chassis.....	14	150101	06/84	217.878	217.878	217.922	217.922	218.283
Travel trailers and campers.....	14	16	06/84	299.142	299.142	299.142	299.142	299.142
Travel trailers.....	14	1601	06/84	285.419	285.419	285.419	285.419	285.419
Travel trailers.....	14	160101	06/84	285.419	285.419	285.419	285.419	285.419
Conventional travel trailers.....	14	1601016	12/11	169.971	169.971	169.971	169.971	169.971
Camping trailers, campers, pick-up covers, and parts.....	14	1602	06/84	342.412	342.412	342.412	342.412	342.412
Camping trailers, campers, pick-up covers, and parts.....	14	160201	06/84	342.412	342.412	342.412	342.412	342.412
Other parts and components, excluding appliances and furnishings.....	14	1602013	12/11	200.368	200.368	200.368	200.368	200.368
Truck campers, caps, box covers, and fold-down camping trailers.....	14	1602014	06/14	146.909	146.909	146.909	146.909	146.909
Aircraft and aircraft equipment.....	14	2		312.720	314.680	315.835	316.174	317.207
Aircraft.....	14	21		349.991	352.208	353.296	353.884	354.438
Civilian aircraft.....	14	2102	12/85	335.459	337.269	338.745	339.543	340.294
Civilian aircraft.....	14	210206	12/03	181.638	182.618	183.417	183.849	184.256
Military aircraft.....	14	2104	06/13	111.060	112.014	112.014	112.014	112.014
Military aircraft.....	14	210401	06/13	111.060	112.014	112.014	112.014	112.014
Aircraft engine and engine parts.....	14	23	12/85	255.046	257.061	258.689	258.690	258.851
Aircraft engine and engine parts.....	14	2301	12/85	255.046	257.061	258.689	258.690	258.851
Aircraft engine and engine parts.....	14	230101	12/85	255.046	257.061	258.689	258.690	258.851
Aeronautical services on aircraft engines.....	14	2301015	12/11	158.688	158.304	165.447	165.447	165.447
Aircraft engine parts and accessories.....	14	2301017	12/11	119.888	122.083	122.012	122.014	122.149
Parts and accessories for military aircraft engines.....	14	23010175	12/11	126.426	126.821	126.821	126.669	126.669
Parts and accessories for civilian aircraft engines.....	14	23010177	12/11	118.824	121.892	121.786	121.860	122.060
Other aircraft parts and equipment.....	14	25	06/85	209.589	210.539	211.207	211.219	213.651
Other aircraft parts and equipment.....	14	2501	06/85	209.589	210.539	211.207	211.219	213.651
Aircraft propellers and helicopter rotors.....	14	250102	06/08	162.223	162.223	162.223	162.368	163.324
Aircraft parts and auxiliary equipment.....	14	250103	06/08	125.570	126.184	126.616	126.616	128.139
Aircraft landing gear for civilian and military aircraft.....	14	2501032	06/08	186.754	195.042	196.688	196.688	196.688
Other aircraft subassemblies and parts for military aircraft.....	14	2501033	06/08	126.412	126.759	128.546	128.546	128.546
Other aircraft subassemblies and parts for civilian aircraft.....	14	2501034	06/08	116.340	116.715	116.899	116.899	118.667
Ships and boats.....	14	3		309.855	310.357	310.754	310.960	311.726
Ships.....	14	31	12/85	253.083	253.088	253.854	253.880	254.671
Military self-propelled ships, new construction.....	14	3102	06/96	149.692	149.697	150.340	150.361	151.026
Military self-propelled ships, new construction.....	14	310201	06/96	149.692	149.697	150.340	150.361	151.026
Nonmilitary self-propelled ships, new construction.....	14	3103	06/96	278.281	278.281	278.281	278.281	278.281
Nonmilitary self-propelled ships, new construction.....	14	310301	12/85	424.743	424.743	424.743	424.743	424.743
Boats.....	14	32		357.238	358.557	358.205	358.703	359.283
Outboard motorboats, including commercial and military (except sailboats and lifeboats).....	14	3201		407.854	409.449	409.008	409.700	410.527
Outboard motorboats, wood or metal, incl. comm. and military (exc. sailboats and lifeboats).....	14	320107	06/11	177.084	177.436	175.107	175.546	176.422
Outboard motorboats, plastics/fiberglass, incl. comm. and mil. (exc. sailboats and lifeboats).....	14	320108	06/11	171.685	172.535	173.471	173.690	173.766
Inboard motorboats, including commercial and military (except sailboats and lifeboats).....	14	3202		367.898	367.147	368.524	368.698	371.303
Inboard cabin cruisers, including commercial and military (except sailboats and lifeboats).....	14	320206	12/03	188.849	190.176	191.158	191.283	191.638
Other inboard motorboats, including commercial and military (except sailboats and lifeboats).....	14	320207	06/11	156.862	152.888	152.888	152.888	156.092
Inboard-outdrive boats, including commercial and military (except sailboats and lifeboats).....	14	3203		293.171	293.171	292.023	292.059	290.671
All other inboard-outdrive boats, incl. comm. and military (except sailboats and lifeboats).....	14	320310	12/03	167.717	167.717	167.016	167.038	166.306
All other boats (excluding military and commercial).....	14	3204		290.720	294.733	294.733	294.733	294.733
All other boats (excluding military and commercial).....	14	320406	12/03	164.673	166.946	166.946	166.946	166.946
Railroad equipment.....	14	4		216.033	216.202	216.448	216.661	216.674
Railroad cars and locomotives.....	14	44	05/22	101.345	101.389	101.389	101.389	101.389
Railroad cars and locomotives.....	14	4401	05/22	101.345	101.389	101.389	101.389	101.389

See footnotes at end of table.

Table 9. Producer price indexes for commodity and service groupings and individual items, not seasonally adjusted — Continued
 [April 2024, Index base 1982=100, unless otherwise indicated]

Title	Commodity code		Other index base	Unadjusted index ¹				
	Group code	Item code		Dec. 2023	Jan. 2024 ^P	Feb. 2024 ^P	Mar. 2024 ^P	Apr. 2024 ^P
Railroad cars.....	14	440102	12/01	173.055	173.239	173.239	173.239	173.239
Railway maintenance of way equipment and parts.....	14	45	05/22	107.037	107.212	107.626	107.985	108.009
Railway maintenance of way equipment and parts.....	14	4501		214.737	215.087	215.919	216.639	216.686
Air brake and other brake equipment.....	14	450101	12/03	105.434	105.451	105.451	105.715	105.615
Transportation equipment, n.e.c.....	14	9	06/85	204.920	204.117	203.955	201.418	201.418
Transportation equipment, n.e.c.....	14	91	06/85	204.920	204.117	203.955	201.418	201.418
Other transportation equipment, incl. golf carts, vehicle trailers, and all-terrain vehicles.....	14	9111	06/85	204.920	204.117	203.955	201.418	201.418
Automobile and light truck trailers.....	14	911104	12/92	267.289	262.672	261.990	261.990	261.990
All other miscellaneous transportation equipment, including all-terrain vehicles.....	14	911105	06/85	161.392	161.738	161.752	158.455	158.454
All-terrain vehicles and parts.....	14	9111051	06/08	117.421	117.874	117.904	116.968	116.968
All other miscellaneous transportation equipment and parts.....	14	9111052	06/08	121.706	121.862	121.862	118.617	118.617
Miscellaneous products.....	15	—		347.087	348.674	351.939	353.447	354.325
Toys, sporting goods, small arms, etc.....	15	1		217.908	221.010	221.364	224.059	224.063
Toys, games, and children's vehicles.....	15	11		180.888	181.112	181.112	181.112	181.049
Toys, games, and children's vehicles.....	15	1101		180.888	181.112	181.112	181.112	181.049
Nonelectronic games and puzzles (excl. toys), and electronic toys (incl. parts).....	15	110152	06/85	148.512	148.512	148.512	148.512	148.512
Nonelectronic games and puzzles, including parts.....	15	1101521	12/07	118.500	118.500	118.500	118.500	118.500
Other nonelectronic toys, including parts.....	15	110154	06/85	204.998	205.391	205.391	205.391	205.391
Models, science & craft kits/supply, & collectors' miniatures.....	15	110155	06/85	279.503	285.454	285.454	285.454	284.802
Sporting and athletic goods.....	15	12		219.162	221.698	222.274	226.707	226.721
Sporting and athletic goods.....	15	1201		219.162	221.698	222.274	226.707	226.721
Golf equipment, excluding apparel and shoes.....	15	120127	12/85	215.546	215.946	215.946	229.638	229.638
Bicycles, adult tricycles, unicycles and parts.....	15	120182	12/84	158.296	158.646	160.717	160.717	160.791
Playground equipment.....	15	120185	12/98	384.365	396.173	396.173	396.173	396.173
Gymnasium and exercise equipment.....	15	120192	12/98	151.731	151.758	153.222	153.222	153.251
Other sporting and athletic goods.....	15	120193	12/85	175.834	179.892	179.892	179.892	179.892
Small arms and ammunition.....	15	13		312.942	319.764	319.789	319.857	319.857
Small arms.....	15	1301		256.574	256.881	256.881	256.881	256.881
Single barrel shotguns, other small firearms n.e.c., and parts & attachments for small arms.....	15	130128	06/13	106.563	107.028	107.028	107.028	107.028
Small arms ammunition.....	15	1302		417.780	442.353	442.449	442.700	442.700
Small arms cartridges and shells.....	15	130281	06/02	289.085	309.020	309.104	309.326	309.326
Other ammunition products.....	15	130282	12/22	101.331	103.574	103.574	103.574	103.574
Tobacco products, incl. stemmed & redried.....	15	2		1,307.089	1,317.116	1,344.882	1,345.568	1,347.502
Cigarettes, excluding electronic.....	15	21		1,660.854	1,674.159	1,714.848	1,714.848	1,714.848
Cigarettes, excluding electronic.....	15	2101		1,660.854	1,674.159	1,714.848	1,714.848	1,714.848
Cigarettes, excluding electronic.....	15	210105	12/04	319.192	321.749	329.569	329.569	329.569
Stemmed and redried tobacco.....	15	24	06/84	108.678	109.120	109.120	111.736	111.764
Stemmed and redried tobacco.....	15	2402	06/84	107.248	107.683	107.683	110.265	110.293
Stemmed and redried tobacco.....	15	240208	06/99	117.599	118.077	118.077	120.908	120.939
Tobacco, unstemmed leaf, redried before packing.....	15	2402081	12/11	110.246	110.716	110.716	115.489	115.541
Tobacco, stemmed.....	15	2402084	12/11	101.885	102.273	102.273	102.273	—
Other tobacco products.....	15	25	12/05	220.173	221.493	222.112	222.112	224.697
Other tobacco products.....	15	2501	12/05	220.173	221.493	222.112	222.112	224.697
Other tobacco products.....	15	250101	12/05	220.173	221.493	222.112	222.112	224.697
Cigars.....	15	2501011	12/11	133.320	133.339	133.339	133.339	133.666
Chewing and smoking tobacco.....	15	2501014	12/11	192.874	194.360	195.060	195.060	197.866
Notions.....	15	3		269.667	269.688	269.855	269.855	269.855
Fasteners, zippers, buttons, needles, pins, and buckles.....	15	32		276.010	276.031	276.202	276.202	276.202
Fasteners, zippers, buttons, needles, pins, and buckles.....	15	3201		276.010	276.031	276.202	276.202	276.202
Fasteners, zippers, buttons, needles, pins, and buckles (except precious metal).....	15	320100		276.010	276.031	276.202	276.202	276.202
Photographic equipment and supplies.....	15	4		172.616	162.725	168.284	168.902	174.109
Photographic supplies.....	15	42		204.967	187.005	195.308	196.166	204.049
Photographic supplies.....	15	4206	12/83	201.315	183.672	191.827	192.670	200.412
Photographic supplies.....	15	420601	12/83	201.315	183.672	191.827	192.670	200.412
Prepared photographic chemicals.....	15	4206011	12/07	103.119	103.339	103.339	103.339	103.919
Photographic sensitized film, plates, paper, & cloth.....	15	4206012	12/07	192.994	169.803	180.454	181.555	191.273
Photographic sensitized film, plates, paper, & cloth, silver-halide-type (excl X-ray).....	15	42060121	12/07	192.899	165.787	178.239	—	188.682
Photographic sensitized film, plates, paper & cloth, other than silver-halide-type (incl X-ray).....	15	42060122	12/07	160.185	160.185	160.185	166.486	170.981

See footnotes at end of table.

Table 9. Producer price indexes for commodity and service groupings and individual items, not seasonally adjusted — Continued
 [April 2024, Index base 1982=100, unless otherwise indicated]

Title	Commodity code		Other index base	Unadjusted index ¹				
	Group code	Item code		Dec. 2023	Jan. 2024 ^P	Feb. 2024 ^P	Mar. 2024 ^P	Apr. 2024 ^P
Mobile homes.....	15	5		475.301	475.363	476.273	476.384	478.722
Manufactured homes (mobile homes), all sizes (incl. multisection).....	15	53		487.533	487.596	488.529	488.643	491.042
Manufactured mobile homes and nonresidential mobile buildings.....	15	5303	12/86	456.692	456.752	457.626	457.732	459.979
Manufactured homes (mobile homes), all width sizes (incl. multisection).....	15	530301	12/86	456.692	456.752	457.626	457.732	459.979
Medical, surgical & personal aid devices.....	15	6		201.163	202.779	203.695	203.949	203.951
Surgical and medical instruments.....	15	62	06/82	151.734	153.766	153.827	154.694	154.703
Surgical and medical instruments.....	15	6201	06/82	151.734	153.766	153.827	154.694	154.703
Surgical and medical instruments.....	15	620103	06/05	112.382	113.887	113.933	114.575	114.581
Surgical and medical catheters.....	15	6201031	12/11	91.934	94.671	94.655	95.749	95.749
Orthopedic and surgical instruments.....	15	6201033	06/12	116.425	116.695	116.801	119.173	119.194
Other surgical and medical apparatus and instruments, excluding parts.....	15	6201037	06/12	104.545	107.272	107.314	106.874	106.874
Parts for surgical and medical apparatus and instruments.....	15	6201038	06/12	114.298	116.115	116.115	114.981	114.981
Medical and surgical appliances and supplies.....	15	63	06/83	232.522	232.690	233.777	233.045	232.980
Medical and surgical appliances and supplies.....	15	6301	06/83	232.522	232.690	233.777	233.045	232.980
Medical and surgical appliances and supplies.....	15	630104	12/03	128.553	128.646	129.247	128.842	128.806
Artificial joints and limbs.....	15	6301041	12/11	106.773	105.437	105.492	103.491	102.645
Other orthopedic and prosthetic appliances.....	15	6301042	12/11	99.670	99.634	99.641	99.540	99.405
All other surgical and medical items.....	15	6301044	12/11	124.647	125.054	125.807	125.731	125.887
Ophthalmic goods.....	15	64	12/83	175.905	177.143	182.907	181.961	181.961
Ophthalmic goods.....	15	6401	12/83	175.905	177.143	182.907	181.961	181.961
Dental equipment and supplies.....	15	65	06/85	420.300	424.175	425.305	425.125	425.674
Dental equipment and supplies.....	15	6501	06/85	420.300	424.175	425.305	425.125	425.674
Dental equipment and supplies.....	15	650107	12/05	214.918	216.900	217.477	217.386	217.666
Professional dental equipment and supplies.....	15	6501071	12/07	155.899	157.639	158.178	158.119	158.174
Professional dental equipment.....	15	65010713	12/07	162.286	163.991	164.250	164.223	164.241
Professional dental supplies.....	15	65010714	01/23	104.419	105.760	106.620	106.522	106.623
Other industrial safety equipment.....	15	7		334.972	338.920	340.780	342.309	342.309
Personal safety equipment and clothing.....	15	71		334.971	338.920	340.779	342.308	342.308
Personal safety equipment and clothing.....	15	7108	06/04	156.898	158.747	159.618	160.334	160.334
Personal safety equipment and clothing.....	15	710802	06/04	156.898	158.747	159.618	160.334	160.334
Other miscellaneous products.....	15	9		254.302	254.254	254.898	257.624	258.829
Burial caskets.....	15	91		504.956	512.392	512.392	512.392	513.009
Burial caskets.....	15	9101		504.956	512.392	512.392	512.392	513.009
Burial caskets.....	15	910109	12/04	231.407	234.814	234.814	234.814	235.097
Metal burial caskets & coffins, completely lined & trimmed, adult sizes.....	15	9101091	12/11	160.873	160.873	160.873	160.873	161.217
Musical instruments.....	15	93		292.196	292.416	292.416	292.416	293.207
Musical instruments.....	15	9301		292.196	292.416	292.416	292.416	293.207
Nonelectronic pianos, organs, and nonelectronic piano and organ parts, excluding benches.....	15	930113	12/09	168.150	168.150	168.150	168.150	168.150
Other musical instruments and parts.....	15	930117	06/85	272.477	272.712	272.712	272.712	273.555
Other nonelectronic musical instruments.....	15	9301172	12/09	141.679	142.235	142.235	142.235	144.232
Other musical instrument parts & accessories, sold separately, excl. benches & instrument cases.....	15	9301173	12/09	144.071	144.071	144.071	144.071	144.071
Jewelry and jewelry products.....	15	94		269.208	270.438	270.318	273.535	278.082
Jewelry (gold and platinum) and silverware.....	15	9402		294.504	296.098	295.530	301.131	308.302
Jewelry, gold and platinum.....	15	940222	12/11	124.702	125.377	125.136	127.508	130.545
Costume jewelry and novelties.....	15	9404		240.260	241.799	241.799	241.799	241.799
Costume jewelry and novelties.....	15	940415	12/03	165.230	166.288	166.288	166.288	166.288
All other jewelry and personal goods (excluding costume).....	15	9407	06/07	157.914	157.972	158.865	159.636	162.148
All other jewelry and personal goods (excluding costume).....	15	940714	06/07	157.914	157.972	158.865	159.636	162.148
Jewelers' material and lapidary work.....	15	9408	12/08	179.476	180.180	179.476	180.733	182.155
Pens, pencils, and marking devices.....	15	95		225.728	227.088	227.076	227.076	228.865
Pens, markers, mechanical pencils, and associated parts.....	15	9502	12/85	214.810	217.296	216.940	216.940	222.623
Pens, markers, mechanical pencils, and associated parts.....	15	950210	12/85	214.810	217.296	216.940	216.940	222.623
Lead pencils, art goods, office supplies and small office equipment, excluding paper.....	15	9503	12/85	214.531	215.688	215.688	215.688	215.688
Lead pencils, art goods, office supplies and small office equipment, excluding paper.....	15	950307	12/85	214.531	215.688	215.688	215.688	215.688
Marking devices.....	15	9504	12/85	195.869	195.869	196.270	196.270	196.995
Marking devices.....	15	950406	12/05	137.332	137.332	137.613	137.613	138.121
Brooms and brushes.....	15	97		230.627	231.889	232.293	232.293	232.468
Brooms, brushes and mops.....	15	9705	12/85	220.786	221.994	222.381	222.381	222.549
Brooms, mops, and dusters.....	15	970501	12/85	256.666	259.793	259.793	259.793	259.793

See footnotes at end of table.

Table 9. Producer price indexes for commodity and service groupings and individual items, not seasonally adjusted — Continued
 [April 2024, Index base 1982=100, unless otherwise indicated]

Title	Commodity code		Other index base	Unadjusted index ¹				
	Group code	Item code		Dec. 2023	Jan. 2024 ^P	Feb. 2024 ^P	Mar. 2024 ^P	Apr. 2024 ^P
Brooms.....	15	9705011	12/11	146.476	147.239	147.239	147.239	147.239
Mops and dusters, including refills.....	15	9705012	12/11	129.362	131.770	131.770	131.770	131.770
Paint and varnish brushes and rollers.....	15	970502	12/85	186.594	186.492	189.247	189.247	189.247
Paint and varnish brushes.....	15	9705021	12/11	123.863	123.863	127.594	127.594	127.594
Paint holders, pads, roller frames, and rollers.....	15	9705022	12/11	112.399	112.283	112.406	112.406	112.406
Other brushes, excl. paint and varnish brushes.....	15	970503	12/85	228.929	229.740	229.601	229.601	229.907
Personal brushes.....	15	9705031	12/11	104.468	104.468	104.468	104.468	—
Brushes, other than personal.....	15	9705032	12/11	145.315	146.147	146.004	146.004	146.004
Miscellaneous products, n.e.c.....	15	9A	12/85	256.937	256.174	257.227	260.840	261.282
Candles.....	15	9A01	12/85	202.754	206.455	206.455	206.455	206.455
Candles.....	15	9A0101	12/85	202.754	206.455	206.455	206.455	206.455
Signs and advertising displays.....	15	9A04	12/85	237.554	239.438	241.089	246.655	247.357
Non-electric signs and displays.....	15	9A0402	12/85	285.384	289.334	292.796	296.711	298.182
All other miscellaneous fabricated products and recyclable materials.....	15	9A09	12/85	303.031	295.406	295.445	295.793	295.794
Other miscellaneous fabricated products.....	15	9A0901	12/85	303.628	304.786	304.830	305.219	305.219
Reproduction of audio and video media and software.....	15	9D	12/03	127.583	127.583	127.512	127.583	128.382
Reproduction of audio and video media and software.....	15	9D01	12/03	127.583	127.583	127.512	127.583	128.382
Services²								
Transportation services.....	30	—	06/09	159.099	159.862	161.081	161.949	161.793
Transportation of freight and mail.....	30	1	06/09	163.169	164.619	165.607	165.114	165.836
Rail transportation of freight and mail.....	30	11	12/08	152.645	154.300	152.186	151.960	153.370
Rail transportation of freight and mail.....	30	1101	12/08	152.645	154.300	152.186	151.960	153.370
Rail transportation of freight and mail.....	30	110101	12/08	152.645	154.300	152.186	151.960	153.370
Truck transportation of freight.....	30	12	06/09	149.834	149.551	150.720	149.901	150.675
Local motor carrying.....	30	1201	06/09	132.962	133.664	134.051	134.943	135.722
Local motor carrying.....	30	120101	06/09	132.962	133.664	134.051	134.943	135.722
Long-distance motor carrying.....	30	1202	06/09	156.140	155.467	156.943	155.445	156.216
Long-distance motor carrying.....	30	120201	06/09	156.140	155.467	156.943	155.445	156.216
Water transportation of freight.....	30	13	06/09	168.994	170.890	174.317	175.756	175.730
Deep sea water transportation of freight.....	30	1301	12/08	157.355	162.304	163.358	164.710	163.978
Deep sea water transportation of freight.....	30	130101	12/08	157.355	162.304	163.358	164.710	163.978
Coastal and intercoastal water transportation of freight.....	30	1302	12/08	143.710	143.531	150.347	151.915	151.902
Coastal and intercoastal water transportation of freight.....	30	130201	12/08	143.710	143.531	150.347	151.915	151.902
Great Lakes-St Lawrence Seaway water transportation of freight.....	30	1303	12/08	146.369	145.025	144.610	147.122	151.143
Great lakes-St Lawrence Seaway water transportation of freight.....	30	130301	12/08	146.369	145.025	144.610	147.122	151.143
Inland waterways transportation of freight.....	30	1304	12/08	121.852	121.618	123.397	123.857	124.002
Inland waterways transportation of freight.....	30	130401	12/08	121.852	121.618	123.397	123.857	124.002
Air transportation of freight.....	30	14	12/08	123.194	122.221	121.427	121.770	121.751
Air transportation of freight.....	30	1401	12/08	123.194	122.221	121.427	121.770	121.751
Air transportation of freight, domestic.....	30	140102	01/16	115.381	115.293	114.861	114.862	114.017
Air transportation of freight, international.....	30	140103	01/16	100.855	98.860	97.757	98.503	99.693
Courier, messenger, and U.S. postal services.....	30	16	06/09	185.954	191.648	193.835	193.616	193.586
U.S. Postal Service.....	30	1601	06/89	292.062	292.062	301.311	301.311	301.311
Mailing services (market dominant services).....	30	160107	12/12	147.488	147.488	151.214	151.214	151.214
First class mail.....	30	1601071	06/89	261.509	261.509	267.691	267.691	267.691
Periodicals mail.....	30	1601072	06/89	357.340	357.340	363.276	363.276	363.276
Standard class mail.....	30	1601073	06/89	338.572	338.572	348.606	348.606	348.606
Package services mail.....	30	1601074	06/89	330.910	330.910	336.790	336.790	336.790
Special services and fees.....	30	1601075	06/89	353.467	353.467	360.852	360.852	360.852
Shipping services (competitive services).....	30	160108	12/12	170.603	170.603	178.782	178.782	178.782
Courier and messenger services, except air.....	30	1602	04/09	204.567	213.548	212.855	213.088	213.229
Courier and messenger services, except air.....	30	160201	04/09	204.567	213.548	212.855	213.088	213.229
Air mail and package delivery services, excluding by USPS.....	30	1603	04/09	235.850	247.902	250.146	248.552	248.119
Air mail and package delivery services, excluding by USPS.....	30	160301	04/09	235.850	247.902	250.146	248.552	248.119
Pipeline transportation.....	30	17	05/22	107.743	107.846	107.143	107.143	108.722
Pipeline transportation of petroleum products.....	30	1701	12/08	197.528	198.317	198.514	198.514	198.514
Pipeline transportation of crude petroleum.....	30	170101	12/08	209.960	211.429	211.670	211.670	211.670
Pipeline transportation of refined petroleum products.....	30	170102	12/08	183.574	183.713	183.867	183.867	183.867
Pipeline transportation of natural gas.....	30	1702	05/22	101.850	101.698	100.415	100.415	103.113
Pipeline transportation of natural gas.....	30	170201	05/22	101.850	101.698	100.415	100.415	103.113
Transportation of passengers (partial).....	30	2	06/09	145.144	143.324	145.423	151.426	147.964
Rail transportation of passengers.....	30	21	12/08	133.552	133.552	133.552	133.552	133.552
Rail transportation of passengers.....	30	2101	12/08	133.552	133.552	133.552	133.552	133.552
Rail transportation of passengers.....	30	210101	12/08	133.552	133.552	133.552	133.552	133.552

See footnotes at end of table.

Table 9. Producer price indexes for commodity and service groupings and individual items, not seasonally adjusted — Continued

[April 2024, Index base 1982=100, unless otherwise indicated]

Title	Commodity code		Other index base	Unadjusted index ¹				
	Group code	Item code		Dec. 2023	Jan. 2024 ^P	Feb. 2024 ^P	Mar. 2024 ^P	Apr. 2024 ^P
Airline passenger services.....	30	22	12/08	133.863	132.166	134.123	139.722	136.493
Airline passenger services.....	30	2201	12/08	133.863	132.166	134.123	139.722	136.493
Airline passenger services, domestic.....	30	220101	12/08	140.457	138.534	144.229	146.663	143.375
Airline passenger services, international.....	30	220102	12/08	114.639	113.520	106.640	119.520	116.518
Services related to transportation activities.....	31	—	06/09	133.690	133.082	134.084	133.191	134.223
Services related to water transportation.....	31	1	06/09	141.117	142.518	143.612	144.744	145.027
Towing, tugging, docking, and related services.....	31	11	03/09	147.656	150.006	150.660	150.745	151.364
Towing, tugging, docking and related services.....	31	1101	03/09	147.656	150.006	150.660	150.745	151.364
Towing, tugging, docking and related services.....	31	110101	03/09	147.656	150.006	150.660	150.745	151.364
Operation of port waterfront terminals.....	31	12	12/08	165.253	167.873	171.471	173.500	173.500
Operation of port waterfront terminals.....	31	1201	12/08	165.253	167.873	171.471	173.500	173.500
Operation of port waterfront terminals.....	31	120101	12/08	165.253	167.873	171.471	173.500	173.500
Marine cargo handling.....	31	13	12/08	131.560	131.885	132.473	134.092	134.232
Marine cargo handling.....	31	1301	12/08	131.560	131.885	132.473	134.092	134.232
Marine cargo handling.....	31	130101	12/08	131.560	131.885	132.473	134.092	134.232
Services related to air transportation.....	31	2	04/09	141.479	142.246	142.299	145.440	145.457
Other airport operations, excluding aircraft maintenance and repair.....	31	21	04/09	141.479	142.246	142.299	145.440	145.457
Other airport operations, excluding aircraft maintenance and repair.....	31	2101	04/09	141.479	142.246	142.299	145.440	145.457
Other airport operations, excluding aircraft maintenance and repair.....	31	210101	04/09	141.479	142.246	142.299	145.440	145.457
Other services related to transportation activities (partial).....	31	3	06/09	128.636	126.924	128.270	125.231	126.871
Arrangement of freight and cargo.....	31	31	12/08	132.305	129.701	134.334	128.928	131.837
Arrangement of freight and cargo.....	31	3101	12/08	132.305	129.701	134.334	128.928	131.837
Arrangement of freight and cargo.....	31	310101	12/08	132.305	129.701	134.334	128.928	131.837
Freight forwarding.....	31	32	12/08	112.483	111.977	109.333	109.357	109.354
Freight forwarding.....	31	3201	12/08	112.483	111.977	109.333	109.357	109.354
Freight forwarding.....	31	320101	12/08	112.483	111.977	109.333	109.357	109.354
Warehousing, storage, and related services.....	32	—	12/08	137.556	138.181	141.095	142.503	144.640
Warehousing, storage, and related services.....	32	1	12/08	137.556	138.181	141.095	142.503	144.640
Warehousing, storage, and related services.....	32	11	12/08	137.556	138.181	141.095	142.503	144.640
Warehousing, storage, and related services.....	32	1101	12/08	137.556	138.181	141.095	142.503	144.640
Warehousing, storage, and related services.....	32	110101	12/08	137.556	138.181	141.095	142.503	144.640
Publishing sales, excluding software.....	33	—	06/09	144.665	146.478	148.273	148.738	148.918
Book, periodical, and newspaper publishing sales and subscriptions.....	33	1	06/09	154.418	156.257	157.649	158.015	158.217
Sales of books.....	33	11		489.914	502.245	509.520	511.946	513.133
Sales of textbooks.....	33	1101		810.431	815.685	820.685	814.779	819.687
Sales of textbooks.....	33	110101	06/88	517.582	520.937	524.130	520.358	523.493
Sales of technical, scientific, and professional books.....	33	1102		793.851	832.393	860.925	878.994	881.705
Sales of technical, scientific, and professional books.....	33	110201	06/88	620.017	650.119	672.403	686.515	688.633
Sales of religious books.....	33	1103		232.817	228.378	237.819	236.913	228.971
Sales of religious books.....	33	110301	06/88	176.699	173.329	180.495	179.807	173.780
Sales of general adult and juvenile books.....	33	1104		217.823	220.977	218.266	215.854	217.026
Sales of general adult and juvenile books.....	33	110402		217.823	220.977	218.266	215.854	217.026
Sales of general adult books.....	33	1104021	12/22	105.069	107.549	104.412	104.017	104.587
Sales of juvenile books.....	33	1104022	12/22	107.085	107.319	108.498	106.257	106.827
Sales of general reference books.....	33	1105		199.595	200.280	201.146	200.787	200.232
Sales of general reference books.....	33	110501	06/88	169.915	170.498	171.235	170.930	170.457
Sales and subscriptions of periodicals and newspapers.....	33	12	06/09	151.327	151.334	151.910	151.919	151.965
Sales and subscriptions of periodicals.....	33	1201	06/07	110.731	110.730	110.973	110.973	111.027
Sales and subscriptions of periodicals.....	33	120101	06/07	110.731	110.730	110.973	110.973	111.027
Newspaper subscription and single copy sales.....	33	1202		612.088	612.142	615.140	615.203	615.314
Newspaper subscription and single copy sales.....	33	120205		612.088	612.142	615.140	615.203	615.314
Newspaper subscriptions, print and online bundled.....	33	1202051	09/15	201.401	201.615	213.518	213.765	214.207
Newspaper subscriptions, print only.....	33	1202052	09/15	184.092	184.092	184.092	184.092	184.092
Greeting card publishing sales.....	33	3	12/85	239.977	240.017	240.017	240.017	240.017
Greeting card publishing sales.....	33	31	12/85	239.977	240.017	240.017	240.017	240.017
Greeting card publishing sales.....	33	3101	12/85	239.977	240.017	240.017	240.017	240.017
Greeting card publishing sales.....	33	310101	12/85	239.977	240.017	240.017	240.017	240.017
Calendars, yearbooks, and other miscellaneous publishing sales.....	33	4	12/89	222.399	223.848	223.265	223.402	223.402
Calendars, yearbooks, and other miscellaneous publishing sales.....	33	41	12/89	222.399	223.848	223.265	223.402	223.402
Calendars, yearbooks, and other miscellaneous publishing sales.....	33	4101	12/89	222.399	223.848	223.265	223.402	223.402
Calendars, yearbooks, and other miscellaneous publishing sales.....	33	410101	12/89	222.399	223.848	223.265	223.402	223.402

See footnotes at end of table.

Table 9. Producer price indexes for commodity and service groupings and individual items, not seasonally adjusted — Continued
 [April 2024, Index base 1982=100, unless otherwise indicated]

Title	Commodity code		Other index base	Unadjusted index ¹				
	Group code	Item code		Dec. 2023	Jan. 2024 ^P	Feb. 2024 ^P	Mar. 2024 ^P	Apr. 2024 ^P
Directory, mailing list, and related compilations publishing sales.....	33	6	12/22	105.975	107.965	111.276	112.080	112.251
Directory, mailing list, and related compilations publishing sales.....	33	61	12/22	105.975	107.965	111.276	112.080	112.251
Directory, mailing list, and related compilations publishing sales.....	33	6101	12/22	105.975	107.965	111.276	112.080	112.251
Directory, mailing list, and related compilations publishing sales.....	33	610101	12/22	105.975	107.965	111.276	112.080	112.251
Software publishing.....	34	—	06/09	100.535	98.737	98.634	98.903	98.730
System software publishing.....	34	1	05/22	108.975	104.108	104.538	105.447	105.131
System software publishing.....	34	11	05/22	108.975	104.108	104.538	105.447	105.131
System software publishing.....	34	1101	05/22	108.975	104.108	104.538	105.447	105.131
System software publishing.....	34	110101	05/22	108.975	104.108	104.538	105.447	105.131
Application software publishing.....	34	2	06/09	108.968	110.253	109.542	109.148	109.104
Application software publishing.....	34	21	06/09	108.968	110.253	109.542	109.148	109.104
Desktop and portable device application software publishing.....	34	2101	12/08	102.919	105.165	107.179	107.494	106.826
Desktop and portable device application software publishing.....	34	210101	12/08	102.919	105.165	107.179	107.494	106.826
Application software publishing, cross-industry, vertical market, utilities, and other.....	34	2103	12/08	116.544	117.597	116.079	116.203	115.642
Application software publishing, cross-industry, vertical market, utilities, and other.....	34	210301	12/08	116.544	117.597	116.079	116.203	115.642
Application software publishing, game software.....	34	2104	12/13	104.697	104.891	101.293	98.291	100.685
Application software publishing, game software.....	34	210401	12/13	104.697	104.891	101.293	98.291	100.685
Network compensation from broadcast and cable television and radio.....	35	—	06/09	159.287	159.674	159.674	159.674	159.674
Affiliate agreements, programming sales, and retransmission fees for cable and broadcast tv.....	35	1	06/09	160.024	160.535	160.535	160.535	160.535
Affiliate agreements, programming sales, and retransmission fees for cable and broadcast tv.....	35	11	06/09	160.024	160.535	160.535	160.535	160.535
Affiliate agreements, programming sales, and retransmission fees for cable and broadcast tv.....	35	1101	12/08	162.993	163.514	163.514	163.514	163.514
Affiliate agreements, programming sales, and retransmission fees for cable and broadcast tv.....	35	110101	12/08	162.993	163.514	163.514	163.514	163.514
Affiliate agreements, programming sales, and retransmission fees for radio.....	35	2	06/09	159.747	159.747	159.747	159.747	159.747
Affiliate agreements, programming sales, and retransmission fees for radio.....	35	21	06/09	159.747	159.747	159.747	159.747	159.747
Affiliate agreements, programming sales, and network compensation for radio.....	35	2101	12/08	159.478	159.478	159.478	159.478	159.478
Affiliate agreements, programming sales, and network compensation for radio.....	35	210101	12/08	159.478	159.478	159.478	159.478	159.478
Advertising space and time sales.....	36	—	06/09	95.745	96.876	98.058	96.937	97.481
Advertising space sales in periodicals, newspapers, directories, and mailing lists.....	36	1	06/09	102.179	102.278	102.461	102.508	102.894
Advertising space sales in periodicals and newspapers.....	36	11	06/09	101.432	101.539	101.753	101.807	102.258
Advertising space sales in periodicals.....	36	1101		467.966	470.643	471.552	471.552	472.885
Advertising space sales in newspapers.....	36	1102		345.032	343.309	344.108	344.535	346.781
Advertising space sales in newspapers, print only.....	36	110203	09/15	82.717	82.304	82.496	82.598	83.136
Advertising space sales in directories and mailing lists.....	36	12	12/08	110.734	110.789	110.789	110.789	110.789
Print advertising space sales in directories and mailing lists.....	36	1201	12/08	110.734	110.789	110.789	110.789	110.789
Print advertising space sales in directories and mailing lists.....	36	120101	12/08	110.734	110.789	110.789	110.789	110.789
Television advertising time sales.....	36	2	06/09	83.549	80.829	83.836	79.749	81.147
Television advertising time sales.....	36	21	06/09	83.549	80.829	83.836	79.749	81.147
Broadcast and network television advertising time sales.....	36	2101	12/08	75.062	74.197	82.161	76.248	76.484
Broadcast and network television advertising time sales.....	36	210101	12/08	75.062	74.197	82.161	76.248	76.484
Cable network advertising time sales.....	36	2102	12/08	81.710	77.130	72.751	70.422	72.999
Cable network advertising time sales.....	36	210201	12/08	81.710	77.130	72.751	70.422	72.999
Local cable system advertising time sales.....	36	2103	12/08	73.317	73.132	88.970	88.970	88.970
Local cable system advertising time sales.....	36	210301	12/08	73.317	73.132	88.970	88.970	88.970
Radio advertising time sales.....	36	3	03/09	101.721	82.692	88.243	89.057	87.942
Radio advertising time sales.....	36	31	03/09	101.721	82.692	88.243	89.057	87.942
Radio advertising time sales.....	36	3101	03/09	101.721	82.692	88.243	89.057	87.942
Radio advertising time sales.....	36	310101	03/09	101.721	82.692	88.243	89.057	87.942
Internet advertising sales.....	36	6	12/22	102.121	107.534	107.513	107.502	107.814
Internet advertising sales.....	36	61	12/22	102.121	107.534	107.513	107.502	107.814
Internet advertising sales.....	36	6101	12/22	102.121	107.534	107.513	107.502	107.814
Internet advertising sales.....	36	610101	12/22	102.121	107.534	107.513	107.502	107.814
Telecommunication, cable, and internet user services.....	37	—	06/09	112.344	113.106	113.539	113.385	114.609
Wired telephone services.....	37	1	06/09	123.704	123.556	124.183	124.162	124.479

See footnotes at end of table.

Table 9. Producer price indexes for commodity and service groupings and individual items, not seasonally adjusted — Continued
 [April 2024, Index base 1982=100, unless otherwise indicated]

Title	Commodity code		Other index base	Unadjusted index ¹				
	Group code	Item code		Dec. 2023	Jan. 2024 ^P	Feb. 2024 ^P	Mar. 2024 ^P	Apr. 2024 ^P
Residential wired telephone services.....	37	11	06/09	159.477	159.867	159.702	159.644	160.752
Local residential wired telephone service.....	37	1101	12/08	158.890	158.884	159.139	159.163	159.152
Local residential wired telephone service.....	37	110101	12/08	158.890	158.884	159.139	159.163	159.152
Long distance residential wired telephone service.....	37	1102	03/09	161.391	162.215	161.281	161.072	164.073
Long distance residential wired telephone service.....	37	110201	03/09	161.391	162.215	161.281	161.072	164.073
All-distance residential wired telephone service.....	37	1103	12/11	152.686	157.896	159.371	159.625	159.802
All-distance residential wired telephone service.....	37	110301	12/11	152.686	157.896	159.371	159.625	159.802
Business wired telephone services.....	37	12	06/09	104.636	104.205	105.369	105.370	105.336
Local business wired telephone service.....	37	1201	12/08	128.165	126.852	127.365	128.792	128.523
Local business wired telephone service.....	37	120101	12/08	128.165	126.852	127.365	128.792	128.523
Long distance business wired telephone and other toll service.....	37	1202	04/09	98.495	97.772	97.424	96.754	97.032
Long distance business wired telephone and other toll service.....	37	120201	04/09	105.688	104.912	104.538	103.819	104.118
Private line wired telephone service.....	37	1204	12/11	100.776	100.897	103.299	103.061	102.950
Private line wired telephone service.....	37	120401	12/11	100.776	100.897	103.299	103.061	102.950
All-distance business wired telephone service (partial).....	37	1205	05/22	102.642	101.916	101.346	102.034	101.742
All-distance business wired telephone service.....	37	120501	05/22	102.642	101.916	101.346	102.034	101.742
Other telephone services.....	37	13	12/08	102.994	102.994	102.779	102.740	102.862
Other wired telephone services.....	37	1301	12/08	102.994	102.994	102.779	102.740	102.862
Other wired telephone services.....	37	130104	12/08	102.329	102.329	102.116	102.077	102.198
Wireless telecommunication services.....	37	2	06/09	66.752	66.751	66.601	66.597	66.604
Cellular phone and other wireless telecommunication services.....	37	21	03/09	65.213	65.211	65.065	65.062	65.068
Cellular phone and other wireless telecommunication services.....	37	2101	03/09	65.213	65.211	65.065	65.062	65.068
Cellular phone and other wireless telecommunication services.....	37	210101	03/09	65.213	65.211	65.065	65.062	65.068
Cable and satellite subscriber services.....	37	3	12/08	167.296	170.159	173.816	172.990	175.439
Cable and satellite subscriber services.....	37	31	12/08	167.296	170.159	173.816	172.990	175.439
Cable and satellite subscriber services.....	37	3101	12/08	167.296	170.159	173.816	172.990	175.439
Cable and satellite subscriber services.....	37	310101	12/08	167.296	170.159	173.816	172.990	175.439
Internet access services.....	37	4	03/09	90.571	91.331	91.820	91.825	92.209
Internet access services.....	37	41	03/09	90.571	91.331	91.820	91.825	92.209
Residential Internet access services.....	37	4102	12/11	88.713	89.613	89.988	90.011	90.435
Residential Internet access services.....	37	410201	12/11	88.713	89.613	89.988	90.011	90.435
Business Internet access services.....	37	4103	12/11	96.846	97.236	98.043	97.996	98.278
Business Internet access services.....	37	410301	12/11	96.846	97.236	98.043	97.996	98.278
Bundled wired telecommunications access services.....	37	5	12/11	128.407	130.487	130.945	130.564	134.614
Bundled wired telecommunications access services.....	37	51	12/11	128.407	130.487	130.945	130.564	134.614
Bundled wired telecommunications access services.....	37	5101	12/11	128.407	130.487	130.945	130.564	134.614
Bundled wired telecommunications access services.....	37	510101	12/11	128.407	130.487	130.945	130.564	134.614
Data processing and related services.....	38	—	06/09	106.798	107.225	107.358	107.051	107.658
Data processing and related services.....	38	1	06/09	106.798	107.225	107.358	107.051	107.658
Data processing and related services.....	38	11	06/09	106.798	107.225	107.358	107.051	107.658
Hosting, ASP and other IT infrastructure provisioning services.....	38	1101	12/08	112.514	113.209	113.430	112.920	113.927
Hosting, ASP and other IT infrastructure provisioning services.....	38	110101	12/08	112.514	113.209	113.430	112.920	113.927
Business process management services (partial).....	38	1102	12/08	96.924	96.924	96.924	96.924	96.924
Business process management services (partial).....	38	110201	12/08	96.924	96.924	96.924	96.924	96.924
Data management, information transformation and other services.....	38	1103	12/08	99.544	99.587	99.587	99.587	99.587
Data management, information transformation and other services.....	38	110301	12/08	99.544	99.587	99.587	99.587	99.587
Credit intermediation services (partial).....	39	—	06/09	118.803	122.690	123.855	123.885	125.818
Loan services (partial).....	39	1	06/09	196.261	205.184	206.937	204.621	210.006
Business loans (partial).....	39	11	04/09	374.992	397.361	397.864	390.684	399.750
Business loans (partial).....	39	1101	04/09	374.992	397.361	397.864	390.684	399.750
Business loans (partial).....	39	110101	04/09	374.992	397.361	397.864	390.684	399.750
Consumer loans (partial).....	39	12	06/09	127.455	128.940	132.931	133.838	138.730
Residential real estate loans (partial).....	39	1201	04/09	155.142	155.833	160.977	163.015	168.611
Residential real estate loans, except home equity (partial).....	39	120101	04/09	125.518	124.622	135.318	140.926	145.240
Home equity loans (partial).....	39	120102	04/09	441.741	452.586	427.348	408.984	426.218
Vehicle loans (partial).....	39	1202	04/09	52.254	55.000	58.096	57.348	61.087
Vehicle loans (partial).....	39	120201	04/09	52.254	55.000	58.096	57.348	61.087
Credit cards, overdraft credit, and related plans (partial).....	39	1203	04/09	199.717	206.786	205.741	201.166	207.187
Credit cards, overdraft credit, and related plans (partial).....	39	120301	04/09	199.717	206.786	205.741	201.166	207.187
Other loans and loan services (partial).....	39	13	04/09	104.328	106.649	107.103	106.548	108.656
Other loans and loan services (partial).....	39	1301	04/09	104.328	106.649	107.103	106.548	108.656
Other loans and loan services (partial).....	39	130101	04/09	104.328	106.649	107.103	106.548	108.656

See footnotes at end of table.

Table 9. Producer price indexes for commodity and service groupings and individual items, not seasonally adjusted — Continued
 [April 2024, Index base 1982=100, unless otherwise indicated]

Title	Commodity code		Other index base	Unadjusted index ¹				
	Group code	Item code		Dec. 2023	Jan. 2024 ^P	Feb. 2024 ^P	Mar. 2024 ^P	Apr. 2024 ^P
Deposit services (partial).....	39	2	04/09	74.682	75.354	76.191	78.251	78.186
Deposit services (partial).....	39	21	04/09	74.682	75.354	76.191	78.251	78.186
Deposit services (partial).....	39	2101	04/09	74.682	75.354	76.191	78.251	78.186
Deposit services (partial).....	39	210101	04/09	74.682	75.354	76.191	78.251	78.186
Other credit intermediation services, including trust services (partial).....	39	3	04/09	97.580	97.615	98.928	98.937	95.537
Other credit intermediation services, including trust services (partial).....	39	31	04/09	97.580	97.615	98.928	98.937	95.537
Other credit intermediation services, including trust services (partial).....	39	3101	04/09	97.580	97.615	98.928	98.937	95.537
Other credit intermediation services, including trust services (partial).....	39	310101	04/09	97.580	97.615	98.928	98.937	95.537
Investment services.....	40	—	06/09	226.896	233.417	235.050	240.719	243.999
Securities brokerage, dealing, investment advice, and related services.....	40	1	06/09	218.283	219.892	221.089	227.092	227.053
Securities brokerage, dealing, investment advice, and related services.....	40	11	06/09	218.283	219.892	221.089	227.092	227.053
Securities brokerage, dealing, and investment advice.....	40	1101	12/08	103.952	104.953	107.743	111.796	111.753
Securities brokerage, dealing, and investment advice.....	40	110101	12/08	103.952	104.953	107.743	111.796	111.753
Securities brokerage and dealing related services (partial).....	40	1102	12/08	790.043	792.835	768.444	774.717	774.887
Securities brokerage and dealing related services.....	40	110201	12/08	790.043	792.835	768.444	774.717	774.887
Portfolio management.....	40	2	12/08	256.924	273.505	274.013	275.712	286.567
Portfolio management.....	40	21	12/08	256.924	273.505	274.013	275.712	286.567
Portfolio management.....	40	2101	12/08	256.924	273.505	274.013	275.712	286.567
Portfolio management.....	40	210101	12/08	256.924	273.505	274.013	275.712	286.567
Investment banking.....	40	3	12/08	248.530	249.212	257.651	277.175	273.432
Investment banking.....	40	31	12/08	248.530	249.212	257.651	277.175	273.432
Investment banking.....	40	3101	12/08	248.530	249.212	257.651	277.175	273.432
Investment banking.....	40	310101	12/08	248.530	249.212	257.651	277.175	273.432
Insurance and annuities.....	41	—	06/09	132.746	133.551	133.729	133.980	133.908
Insurance.....	41	1	06/09	135.686	136.532	136.726	136.996	136.891
Insurance.....	41	11	06/09	135.686	136.532	136.726	136.996	136.891
Life insurance.....	41	1101	03/09	107.495	106.963	106.659	106.660	105.888
Life insurance.....	41	110101	03/09	107.495	106.963	106.659	106.660	105.888
Disability insurance, including accidental death.....	41	1102	03/09	101.977	101.440	101.440	101.440	101.440
Disability insurance, including accidental death.....	41	110201	03/09	101.977	101.440	101.440	101.440	101.440
Health and medical insurance.....	41	1103	03/09	148.736	151.656	151.715	151.716	151.708
Health and medical insurance.....	41	110301	03/09	148.736	151.656	151.715	151.716	151.708
Property and casualty insurance.....	41	1104	03/09	139.252	139.824	140.355	140.913	141.106
Property and casualty insurance.....	41	110401	03/09	139.252	139.824	140.355	140.913	141.106
Annuities.....	41	2	03/09	114.515	114.801	114.768	114.766	115.228
Annuities.....	41	21	03/09	114.515	114.801	114.768	114.766	115.228
Annuities.....	41	2101	03/09	114.515	114.801	114.768	114.766	115.228
Annuities.....	41	210101	03/09	114.515	114.801	114.768	114.766	115.228
Commissions and fees from sales and administration of insurance policies (partial).....	42	—	06/09	110.176	110.188	110.546	110.546	110.546
Commissions from sales of insurance.....	42	1	06/09	110.176	110.188	110.546	110.546	110.546
Commissions from sales of insurance.....	42	11	06/09	110.176	110.188	110.546	110.546	110.546
Commissions from sales of life insurance and annuities.....	42	1101	06/09	104.877	104.883	108.023	108.023	108.023
Commissions from sales of life insurance and annuities.....	42	110101	06/09	104.877	104.883	108.023	108.023	108.023
Commissions from sales of health and medical insurance.....	42	1102	06/09	110.862	110.862	110.862	110.862	110.862
Commissions from sales of health and medical insurance.....	42	110201	06/09	110.862	110.862	110.862	110.862	110.862
Commissions from sales of property and casualty insurance.....	42	1103	06/09	113.176	113.193	113.193	113.193	113.193
Commissions from sales of property and casualty insurance.....	42	110301	06/09	113.176	113.193	113.193	113.193	113.193
Commissions from sales of other insurance.....	42	1104	06/09	100.786	100.786	100.786	100.786	100.786
Commissions from sales of other insurance.....	42	110401	06/09	100.786	100.786	100.786	100.786	100.786
Real estate services (partial).....	43	—	06/09	149.339	150.429	148.026	147.752	147.940
Nonresidential real estate services.....	43	1	06/09	132.916	134.041	130.723	130.497	129.266
Nonresidential real estate rents.....	43	11	06/09	133.902	136.106	131.264	130.924	129.239
Office buildings, gross rents.....	43	1101	12/08	133.930	135.638	132.963	134.413	134.005
Office buildings, gross rents.....	43	110101	12/08	133.930	135.638	132.963	134.413	134.005
Retail properties, gross rents.....	43	1102	04/09	128.756	130.884	121.866	119.446	121.461
Retail properties, gross rents.....	43	110201	04/09	128.756	130.884	121.866	119.446	121.461
Industrial buildings, gross rents.....	43	1103	04/09	115.250	121.124	121.085	121.234	121.367
Industrial buildings, gross rents.....	43	110301	04/09	115.250	121.124	121.085	121.234	121.367
Self-service storage and miniwarehouses, gross rents.....	43	1104	12/08	176.176	176.151	172.914	171.650	170.338
Self-service storage and miniwarehouses, gross rents.....	43	110401	12/08	176.176	176.151	172.914	171.650	170.338
Other nonresidential buildings, gross rents.....	43	1105	12/08	117.615	119.816	116.622	117.262	104.478

See footnotes at end of table.

Table 9. Producer price indexes for commodity and service groupings and individual items, not seasonally adjusted — Continued

[April 2024, Index base 1982=100, unless otherwise indicated]

Title	Commodity code		Other index base	Unadjusted index ¹				
	Group code	Item code		Dec. 2023	Jan. 2024 ^P	Feb. 2024 ^P	Mar. 2024 ^P	Apr. 2024 ^P
Other nonresidential buildings, gross rents.....	43	110501	12/08	117.615	119.816	116.622	117.262	104.478
Nonresidential property sales and leases including land, brokerage fees and commissions.....	43	12	12/08	138.251	136.827	136.814	136.832	137.353
Nonresidential property sales and leases including land, brokerage fees and commissions.....	43	1201	12/08	138.251	136.827	136.814	136.832	137.353
Nonresidential property sales and leases including land, brokerage fees and commissions.....	43	120101	12/08	138.251	136.827	136.814	136.832	137.353
Nonresidential property management fees.....	43	13	12/08	105.591	101.732	105.918	106.259	106.637
Nonresidential property management fees.....	43	1301	12/08	105.591	101.732	105.918	106.259	106.637
Nonresidential property management fees.....	43	130101	12/08	105.591	101.732	105.918	106.259	106.637
Residential real estate services (partial).....	43	2	06/09	179.308	180.201	179.651	179.220	182.363
Residential property sales and rental, brokerage fees and commissions.....	43	21	12/08	201.459	200.802	200.059	199.415	203.716
Residential property sales and rental, brokerage fees and commissions.....	43	2101	12/08	201.459	200.802	200.059	199.415	203.716
Residential property sales and rental, brokerage fees and commissions.....	43	210101	12/08	201.459	200.802	200.059	199.415	203.716
Residential property management fees.....	43	22	12/08	128.453	132.723	132.603	132.646	133.213
Residential property management fees.....	43	2201	12/08	128.453	132.723	132.603	132.646	133.213
Residential property management fees.....	43	220101	12/08	128.453	132.723	132.603	132.646	133.213
Real estate appraisal fees.....	43	3	12/08	116.623	118.927	118.927	119.700	119.700
Real estate appraisal fees.....	43	31	12/08	116.623	118.927	118.927	119.700	119.700
Real estate appraisal fees.....	43	3101	12/08	116.623	118.927	118.927	119.700	119.700
Real estate appraisal fees.....	43	310101	12/08	116.623	118.927	118.927	119.700	119.700
Rental and leasing of goods (partial).....	44	—	06/09	107.283	104.647	104.740	108.516	108.340
Passenger car rental.....	44	1	03/09	101.746	95.219	96.532	104.428	103.908
Passenger car rental.....	44	11	03/09	101.746	95.219	96.532	104.428	103.908
Passenger car rental.....	44	1101	03/09	101.746	95.219	96.532	104.428	103.908
Passenger car rental.....	44	110101	03/09	101.746	95.219	96.532	104.428	103.908
Truck, trailer, and RV rental and leasing.....	44	2	06/09	123.504	123.485	122.967	123.695	124.507
Truck, trailer, and RV rental and leasing.....	44	21	06/09	116.031	116.013	115.525	116.210	116.973
Truck, truck trailer and RV rental.....	44	2101	12/08	121.132	121.140	119.338	119.963	121.817
Truck, truck trailer and RV rental.....	44	210101	12/08	121.132	121.140	119.338	119.963	121.817
Truck, truck trailer and RV leasing.....	44	2102	12/08	121.427	121.389	121.807	122.588	122.628
Truck, truck trailer and RV leasing.....	44	210201	12/08	121.427	121.389	121.807	122.588	122.628
Construction, mining, and forestry machinery and equipment rental and leasing.....	44	3	03/09	105.326	105.393	104.472	105.606	105.135
Construction, mining, and forestry machinery and equipment rental and leasing.....	44	31	03/09	105.326	105.393	104.472	105.606	105.135
Construction, mining, and forestry machinery and equipment rental and leasing.....	44	3101	03/09	105.326	105.393	104.472	105.606	105.135
Construction, mining, and forestry machinery and equipment rental and leasing.....	44	310101	03/09	105.326	105.393	104.472	105.606	105.135
Professional services (partial).....	45	—	06/09	140.363	143.492	144.389	144.413	145.673
Legal services.....	45	1	03/09	164.782	171.315	173.795	173.426	174.154
Legal services.....	45	11	03/09	164.782	171.315	173.795	173.426	174.154
Legal services.....	45	1101	03/09	164.782	171.315	173.795	173.426	174.154
Legal services.....	45	110101	03/09	164.782	171.315	173.795	173.426	174.154
Accounting services (partial).....	45	2	06/09	129.825	133.434	134.977	134.740	135.256
Accounting services, excluding payroll.....	45	21	06/09	129.825	133.434	134.977	134.740	135.256
Financial auditing.....	45	2101	12/08	120.524	125.871	126.039	124.948	125.851
Financial auditing.....	45	210101	12/08	120.524	125.871	126.039	124.948	125.851
Tax preparation and planning.....	45	2102	04/09	127.826	129.805	133.754	134.237	134.632
Tax preparation and planning.....	45	210201	04/09	127.826	129.805	133.754	134.237	134.632
Bookkeeping and compilation.....	45	2103	12/08	145.019	146.574	147.147	147.208	147.618
Bookkeeping and compilation.....	45	210301	12/08	145.019	146.574	147.147	147.208	147.618
Other accounting services, including billing and review (partial).....	45	2104	12/08	125.789	131.742	131.266	130.749	130.820
Other accounting services, including billing and review (partial).....	45	210401	12/08	125.789	131.742	131.266	130.749	130.820
Architectural and engineering services.....	45	3	06/09	133.458	134.918	135.069	135.095	135.757
Architectural services.....	45	31	03/09	113.901	114.517	114.574	114.589	114.868
Architectural services.....	45	3101	03/09	113.901	114.517	114.574	114.589	114.868
Architectural services.....	45	310101	03/09	113.901	114.517	114.574	114.589	114.868
Engineering services.....	45	32	03/09	137.007	138.623	138.790	138.819	139.551
Engineering services.....	45	3201	03/09	137.007	138.623	138.790	138.819	139.551
Engineering services.....	45	320101	03/09	137.007	138.623	138.790	138.819	139.551

See footnotes at end of table.

Table 9. Producer price indexes for commodity and service groupings and individual items, not seasonally adjusted — Continued
 [April 2024, Index base 1982=100, unless otherwise indicated]

Title	Commodity code		Other index base	Unadjusted index ¹				
	Group code	Item code		Dec. 2023	Jan. 2024 ^P	Feb. 2024 ^P	Mar. 2024 ^P	Apr. 2024 ^P
Management, scientific, and technical consulting services.....	45	4	06/09	119.894	119.697	119.267	119.488	123.316
Management consulting services.....	45	41	06/09	119.894	119.697	119.267	119.488	123.316
Administrative and general management consulting services.....	45	4101	12/08	143.220	142.476	142.150	142.294	149.492
Administrative and general management consulting services.....	45	410101	12/08	143.220	142.476	142.150	142.294	149.492
Human resources consulting services.....	45	4102	12/08	112.084	112.426	112.405	112.459	112.459
Human resources consulting services.....	45	410201	12/08	112.084	112.426	112.405	112.459	112.459
Marketing consulting services.....	45	4103	12/08	64.766	64.821	64.833	64.832	64.832
Marketing consulting services.....	45	410301	12/08	64.766	64.821	64.833	64.832	64.832
Process, physical distribution, and logistics consulting services.....	45	4104	12/08	120.912	122.642	119.536	121.223	121.800
Process, physical distribution, and logistics consulting services.....	45	410401	12/08	120.912	122.642	119.536	121.223	121.800
Advertising and related services (partial).....	45	5	12/08	117.694	117.668	117.651	117.649	117.649
Advertising agency services.....	45	51	12/08	117.694	117.668	117.651	117.649	117.649
Advertising agency services.....	45	5101	12/08	117.694	117.668	117.651	117.649	117.649
Advertising agency services.....	45	510101	12/08	117.694	117.668	117.651	117.649	117.649
Information technology (IT) technical support and consulting services (partial).....	45	6	12/08	121.607	129.827	126.263	132.250	135.036
Information technology (IT) technical support and consulting services (partial).....	45	61	12/08	121.607	129.827	126.263	132.250	135.036
Information technology (IT) technical support and consulting services (partial).....	45	6101	12/08	121.607	129.827	126.263	132.250	135.036
Information technology (IT) technical support and consulting services (partial).....	45	610101	12/08	121.607	129.827	126.263	132.250	135.036
Employment services.....	46	—	06/09	130.168	130.288	129.535	129.404	128.426
Permanent placement services.....	46	1	03/09	131.670	132.156	110.390	110.422	116.368
Permanent placement services.....	46	11	03/09	131.670	132.156	110.390	110.422	116.368
Employment placement services.....	46	1101	03/09	131.670	132.156	110.390	110.422	116.368
Employment placement services.....	46	110101	03/09	131.670	132.156	110.390	110.422	116.368
Executive search services.....	46	2	12/08	110.278	109.810	109.650	108.072	107.162
Executive search services.....	46	21	12/08	110.278	109.810	109.650	108.072	107.162
Executive search services.....	46	2101	12/08	110.278	109.810	109.650	108.072	107.162
Executive search services.....	46	210101	12/08	110.278	109.810	109.650	108.072	107.162
Staffing services.....	46	3	06/09	130.547	130.663	130.758	130.648	129.384
Temporary help services.....	46	31	03/09	140.943	141.170	141.357	141.141	139.604
Temporary help services.....	46	3101	03/09	140.943	141.170	141.357	141.141	139.604
Temporary help services.....	46	310101	03/09	140.943	141.170	141.357	141.141	139.604
Co-employment staffing services.....	46	32	12/08	120.245	120.245	120.245	120.245	119.262
Co-employment staffing services.....	46	3201	12/08	120.245	120.245	120.245	120.245	119.262
Co-employment staffing services.....	46	320101	12/08	120.245	120.245	120.245	120.245	119.262
Travel arrangement services (partial).....	47	—	06/09	106.748	106.357	106.630	106.068	106.736
Arrangement of flights (partial).....	47	1	06/09	102.292	102.263	102.037	101.347	102.489
Arrangement of international flights.....	47	11	12/08	107.156	108.238	108.309	107.116	109.092
Arrangement of international flights.....	47	1101	12/08	107.156	108.238	108.309	107.116	109.092
Arrangement of international flights.....	47	110101	12/08	107.156	108.238	108.309	107.116	109.092
Arrangement of domestic flights.....	47	12	12/08	87.940	86.516	85.935	85.935	85.935
Arrangement of domestic flights (partial).....	47	1201	12/08	87.940	86.516	85.935	85.935	85.935
Arrangement of domestic flights.....	47	120101	12/08	87.940	86.516	85.935	85.935	85.935
Arrangement of vehicle rentals and lodging.....	47	2	12/08	98.453	97.114	97.243	97.134	98.134
Arrangement of vehicle rentals and lodging.....	47	21	12/08	98.453	97.114	97.243	97.134	98.134
Arrangement of vehicle rentals and lodging (partial).....	47	2101	12/08	98.453	97.114	97.243	97.134	98.134
Arrangement of vehicle rentals and lodging.....	47	210101	12/08	98.453	97.114	97.243	97.134	98.134
Arrangement of cruises and tours.....	47	3	12/08	110.454	109.466	111.234	109.920	110.195
Arrangement of cruises and tours.....	47	31	12/08	110.454	109.466	111.234	109.920	110.195
Arrangement of cruises and tours.....	47	3101	12/08	110.454	109.466	111.234	109.920	110.195
Arrangement of cruises and tours.....	47	310101	12/08	110.454	109.466	111.234	109.920	110.195
Other travel arrangements (partial).....	47	4	12/08	124.888	124.888	124.888	124.888	124.888
Other travel arrangements (partial).....	47	41	12/08	124.888	124.888	124.888	124.888	124.888
Other travel arrangements (partial).....	47	4101	12/08	124.888	124.888	124.888	124.888	124.888
Other travel arrangements (partial).....	47	410101	12/08	124.888	124.888	124.888	124.888	124.888
Selected security services (partial).....	48	—	03/09	153.914	158.240	159.135	158.930	159.297
Security guard services.....	48	1	03/09	153.914	158.240	159.135	158.930	159.297
Security guard services.....	48	11	03/09	153.914	158.240	159.135	158.930	159.297

See footnotes at end of table.

Table 9. Producer price indexes for commodity and service groupings and individual items, not seasonally adjusted — Continued
 [April 2024, Index base 1982=100, unless otherwise indicated]

Title	Commodity code		Other index base	Unadjusted index ¹				
	Group code	Item code		Dec. 2023	Jan. 2024 ^P	Feb. 2024 ^P	Mar. 2024 ^P	Apr. 2024 ^P
Security guard services.....	48	1101	03/09	153.914	158.240	159.135	158.930	159.297
Security guard services.....	48	110101	03/09	153.914	158.240	159.135	158.930	159.297
Cleaning and building maintenance services (partial).....	49	—	03/09	123.873	126.239	126.239	126.239	126.064
Janitorial services.....	49	1	03/09	123.873	126.239	126.239	126.239	126.064
Janitorial services.....	49	11	03/09	123.873	126.239	126.239	126.239	126.064
Janitorial services.....	49	1101	03/09	123.873	126.239	126.239	126.239	126.064
Janitorial services.....	49	110101	03/09	123.873	126.239	126.239	126.239	126.064
Waste collection and remediation services (partial).....	50	—	12/08	170.323	170.886	169.913	173.965	176.025
Waste collection.....	50	1	12/08	170.323	170.886	169.913	173.965	176.025
Solid waste collection.....	50	11	12/08	170.323	170.886	169.913	173.965	176.025
Solid waste collection.....	50	1101	12/08	170.323	170.886	169.913	173.965	176.025
Solid waste collection.....	50	110101	12/08	170.323	170.886	169.913	173.965	176.025
Health care services.....	51	—	06/09	137.799	139.060	139.420	139.469	139.684
Outpatient care (partial).....	51	1	06/09	129.391	130.664	131.153	131.259	131.539
Outpatient care (partial).....	51	11	06/09	129.391	130.664	131.153	131.259	131.539
Physician care.....	51	1101	03/09	117.027	118.087	118.098	118.364	118.450
Medicare patients: physician care.....	51	110102	06/14	106.320	103.950	103.934	105.269	105.269
Medicaid patients: physician care.....	51	110103	06/14	90.202	100.297	100.264	100.260	100.260
Private insurance patients: physician care.....	51	110104	06/14	111.714	112.022	112.067	111.802	111.968
All other patients: physician care.....	51	110105	06/14	115.637	115.232	115.210	115.232	115.235
Medical laboratory and diagnostic imaging center care.....	51	1102	03/09	95.216	95.399	95.429	95.238	95.333
Medical laboratory care.....	51	110201	03/09	90.896	90.819	90.863	90.967	91.104
Medicare patients: medical laboratory care.....	51	1102011	06/14	79.422	79.524	79.524	79.631	79.631
Medicaid patients: medical laboratory care.....	51	1102012	06/14	95.625	95.319	95.319	95.319	95.319
Private insurance patients: medical laboratory care.....	51	1102013	06/14	98.102	98.057	98.057	98.145	98.407
All other patients: medical laboratory care.....	51	1102014	06/14	103.207	103.207	103.491	103.817	103.817
Diagnostic imaging center care.....	51	110202	03/09	102.178	102.916	102.916	102.093	102.093
Medicare and Medicaid patients: diagnostic imaging center care.....	51	1102021	06/14	91.949	91.290	91.290	91.572	91.572
Private insurance and all other patients: diagnostic imaging center care.....	51	1102024	06/14	104.917	106.145	106.145	104.937	104.937
Home health and hospice care.....	51	1103	12/08	128.811	129.418	129.418	129.418	129.422
Home health and hospice care.....	51	110301	12/08	128.811	129.418	129.418	129.418	129.422
Medicare and Medicaid patients: home health and hospice care.....	51	11030101	12/08	122.241	122.779	122.779	122.779	122.784
Medicare patients: home health and hospice care.....	51	110301011	12/08	111.738	111.687	111.687	111.687	111.687
Medicaid patients: home health and hospice care.....	51	110301012	12/08	132.445	133.506	133.506	133.506	133.516
Private insurance and all other patients: home health and hospice care.....	51	11030102	12/08	148.385	149.308	149.308	149.308	149.308
Private insurance patients: home health and hospice care.....	51	110301021	06/14	112.620	112.620	112.620	112.620	112.620
All other patients: home health and hospice care.....	51	110301022	06/14	155.644	156.724	156.724	156.724	156.724
Hospital outpatient care.....	51	1104	12/08	150.566	152.700	153.453	153.540	153.440
Hospital outpatient care.....	51	110401	12/08	150.566	152.700	153.453	153.540	153.440
Hospital outpatient care, general medical & surgical hospitals.....	51	1104011	12/08	150.532	152.619	153.411	153.502	153.402
Medicare patients: hospital outpatient care, general medical and surgical hospitals.....	51	11040111	06/14	115.526	117.326	117.326	117.344	117.450
Medicaid patients: hospital outpatient care, general medical and surgical hospitals.....	51	11040112	06/14	106.380	106.555	106.555	106.555	106.555
Private insurance and all other patients: outpatient care, gen. medical and surgical hospitals.....	51	11040113	06/14	135.072	137.033	138.135	138.253	138.059
Dental care.....	51	1105	06/10	131.808	132.172	134.279	134.069	136.711
Private insurance patients: dental care.....	51	110502	06/14	119.874	120.090	122.114	122.121	126.082
Private insurance patients: dental visits and consultations.....	51	1105021	06/14	132.548	132.548	134.297	134.297	134.297
Private insurance patients: dental surgical intervention services.....	51	1105022	06/14	114.204	114.492	115.935	115.935	115.935
Private insurance patients: dental non-surgical intervention services.....	51	1105023	06/14	113.444	113.785	116.167	116.181	123.948
Medicare, Medicaid and all other patients: dental care.....	51	110503	06/14	127.091	127.603	129.485	129.009	129.394
Medicare, Medicaid and all other patients: dental visits and consultations.....	51	1105031	06/14	129.975	130.338	131.942	130.504	130.900
Medicare, Medicaid and all other patients: dental surgical intervention services.....	51	1105032	06/14	112.531	112.895	118.117	118.117	118.722
Medicare and Medicaid and all other patients: dental non-surgical intervention services.....	51	1105033	06/14	129.674	130.327	131.388	131.388	131.702
Inpatient care.....	51	2	06/09	151.288	152.494	152.569	152.502	152.584
Inpatient care.....	51	21	06/09	151.288	152.494	152.569	152.502	152.584
Hospital inpatient care.....	51	2101	12/08	152.945	154.219	154.352	154.267	154.359
Hospital inpatient care.....	51	210101	12/08	152.945	154.219	154.352	154.267	154.359
Hospital inpatient care, general medical and surgical hospitals.....	51	2101011	12/08	154.626	155.987	156.099	155.979	156.084
Medicare patients: hospital inpatient care, general medical and surgical hospitals.....	51	21010111	06/14	122.434	122.447	122.421	122.541	122.541

See footnotes at end of table.

Table 9. Producer price indexes for commodity and service groupings and individual items, not seasonally adjusted — Continued

[April 2024, Index base 1982=100, unless otherwise indicated]

Title	Commodity code		Other index base	Unadjusted index ¹				
	Group code	Item code		Dec. 2023	Jan. 2024 ^P	Feb. 2024 ^P	Mar. 2024 ^P	Apr. 2024 ^P
Medicaid patients: hospital inpatient care, general medical and surgical hospitals.....	51	21010112	06/14	112.779	118.556	118.556	118.556	118.556
Private insur. & all other patients: hospital inpatient, general medical and surgical hospitals.....	51	21010113	06/14	145.491	146.065	146.300	145.967	146.166
Private insurance patients: hospital inpatient care, general medical and surgical hospitals.....	51	210101131	06/14	142.339	143.048	143.307	143.416	143.637
All other patients: hospital inpatient care, general medical and surgical hospitals.....	51	210101132	06/14	176.624	175.954	—	171.487	171.487
Hospital inpatient care, psychiatric & substance abuse hospitals.....	51	2101012	12/08	132.803	132.490	132.490	132.557	132.410
Hospital inpatient care, specialty hospitals.....	51	2101013	12/08	133.757	134.568	135.407	136.065	136.065
Medicare patients: hospital inpatient care, specialty hospitals.....	51	21010131	06/14	116.276	117.003	117.448	117.584	117.584
Medicaid patients: hospital inpatient care, specialty hospitals.....	51	21010132	06/14	150.706	152.196	153.848	158.922	158.922
Private insurance and all other patients: hospital inpatient care, specialty hospitals.....	51	21010133	06/14	111.109	111.595	112.325	111.970	111.970
Nursing home care.....	51	2102	12/08	149.243	149.695	149.586	149.568	149.639
Nursing home care.....	51	210201	12/08	149.243	149.695	149.586	149.568	149.639
Medicare and Medicaid patients: Nursing home care.....	51	21020101	12/08	148.160	148.295	148.249	148.322	148.437
Medicaid patients: Nursing home care.....	51	210201011	06/12	153.034	153.259	153.182	153.304	153.494
Medicare patients: Nursing home care.....	51	210201012	06/12	122.684	122.684	122.684	122.684	122.684
Private insurance and all other patients: Nursing home care.....	51	21020102	12/08	152.023	152.949	152.745	152.604	152.626
Private insurance patients: Nursing home care.....	51	210201021	06/14	105.795	105.795	105.795	105.795	105.795
All other patients: Nursing home care.....	51	210201022	06/14	136.910	137.913	137.691	137.539	137.563
Intellectual and developmental disability center care.....	51	2103	12/08	191.763	196.454	196.426	196.414	196.382
Intellectual and developmental disability center care.....	51	210301	12/08	191.763	196.454	196.426	196.414	196.382
Medicaid patients: Intellectual and developmental disability center care.....	51	21030101	06/14	148.364	149.279	149.251	149.240	149.209
Medicare, private ins. & all other patients: Intellectual & develop. disability center care.....	51	21030102	06/14	156.714	171.734	171.734	171.734	171.734
Sales of blood and blood products, organs, and tissues.....	51	3	03/09	120.801	121.778	122.740	122.812	122.790
Sales of blood and blood products, organs, and tissues.....	51	31	03/09	120.801	121.778	122.740	122.812	122.790
Sales of blood and blood products, organs, and tissues.....	51	3101	03/09	120.801	121.778	122.740	122.812	122.790
Sales of blood and blood products, organs, and tissues.....	51	310101	03/09	120.801	121.778	122.740	122.812	122.790
Accommodation services.....	53	—	06/09	134.790	134.783	137.625	141.889	142.216
Traveler accommodation services.....	53	1	06/09	134.790	134.783	137.625	141.889	142.216
Traveler accommodation services.....	53	11	06/09	134.790	134.783	137.625	141.889	142.216
Guestroom or unit rental.....	53	1101	03/09	138.541	138.375	141.215	146.016	146.613
Guestroom or unit rental.....	53	110101	03/09	138.541	138.375	141.215	146.016	146.613
Other traveler accommodation services.....	53	1102	03/09	144.316	146.252	150.275	149.733	146.892
Other traveler accommodation services.....	53	110201	03/09	144.316	146.252	150.275	149.733	146.892
Food and beverage for immediate consumption services (partial).....	54	—	06/09	132.915	133.009	133.691	135.275	135.632
Food and beverage for immediate consumption services (partial).....	54	1	06/09	132.915	133.009	133.691	135.275	135.632
Food and nonalcoholic beverages for immediate consumption (partial).....	54	11	04/09	126.876	126.824	127.547	128.950	129.365
Food and nonalcoholic beverages for immediate consumption (partial).....	54	1101	04/09	126.876	126.824	127.547	128.950	129.365
Food and nonalcoholic beverages for immediate consumption (partial).....	54	110101	04/09	126.876	126.824	127.547	128.950	129.365
Alcoholic beverages for immediate consumption (partial).....	54	12	12/08	171.103	172.107	172.538	175.253	175.253
Alcoholic beverages for immediate consumption (partial).....	54	1201	12/08	171.103	172.107	172.538	175.253	175.253
Alcoholic beverages for immediate consumption (partial).....	54	120101	12/08	171.103	172.107	172.538	175.253	175.253
Repair and maintenance services (partial).....	55	—	06/09	156.565	158.412	158.958	159.250	160.426
Commercial and industrial machinery and equipment repair and maintenance.....	55	1	03/09	159.512	162.352	162.283	162.285	164.222
Commercial and industrial machinery and equipment repair and maintenance.....	55	11	03/09	159.512	162.352	162.283	162.285	164.222
Commercial machinery repair and maintenance.....	55	1101	03/09	159.512	162.352	162.283	162.285	164.222
Commercial machinery repair and maintenance.....	55	110101	03/09	159.512	162.352	162.283	162.285	164.222
Motor vehicle repair and maintenance (partial).....	55	2	12/08	162.347	162.997	163.843	164.448	165.289
Motor vehicle repair and maintenance (partial).....	55	21	12/08	162.347	162.997	163.843	164.448	165.289
Motor vehicle repair and maintenance (partial).....	55	2101	12/08	162.347	162.997	163.843	164.448	165.289
Motor vehicle repair and maintenance (partial).....	55	210101	12/08	162.347	162.997	163.843	164.448	165.289
Ship repair and maintenance.....	55	3	06/09	135.928	137.086	137.086	138.363	138.755
Ship repair and maintenance.....	55	31	06/09	135.928	137.086	137.086	138.363	138.755
Ship repair, military.....	55	3101	12/08	118.221	118.221	118.221	118.561	119.153
Ship repair, military.....	55	310101	12/08	118.221	118.221	118.221	118.561	119.153
Ship repair, nonmilitary.....	55	3102	12/08	179.249	182.843	182.843	186.111	186.111
Ship repair, nonmilitary.....	55	310201	12/08	179.249	182.843	182.843	186.111	186.111
Aircraft repair and maintenance.....	55	4	04/09	149.094	150.932	152.892	152.892	152.986

See footnotes at end of table.

Table 9. Producer price indexes for commodity and service groupings and individual items, not seasonally adjusted — Continued
 [April 2024, Index base 1982=100, unless otherwise indicated]

Title	Commodity code		Other index base	Unadjusted index ¹				
	Group code	Item code		Dec. 2023	Jan. 2024 ^P	Feb. 2024 ^P	Mar. 2024 ^P	Apr. 2024 ^P
Aircraft repair and maintenance.....	55	41	04/09	149.094	150.932	152.892	152.892	152.986
Aircraft repair and maintenance.....	55	4101	04/09	149.094	150.932	152.892	152.892	152.986
Aircraft repair and maintenance.....	55	410101	04/09	149.094	150.932	152.892	152.892	152.986
Entertainment services (partial).....	56	—	06/09	130.091	129.363	129.471	131.942	130.181
Membership dues and admissions and recreation facility use fees (partial)....	56	1	06/09	147.267	147.341	147.354	149.864	149.254
Membership dues and admissions and recreation facility use fees (partial)....	56	11	06/09	147.267	147.341	147.354	149.864	149.254
Membership dues.....	56	1101	04/09	131.296	133.784	132.592	134.973	134.990
Membership dues, golf courses and country clubs.....	56	110101	04/09	162.345	168.955	168.955	169.936	169.742
Membership dues, fitness and recreational sports centers.....	56	110102	04/09	112.939	113.451	111.746	114.698	114.812
Admissions and recreational facilities use fees (partial).....	56	1102	12/08	174.790	169.845	172.363	175.045	173.155
Admissions and recreational facilities use fees, golf courses and country clubs.....	56	110201	12/08	134.019	135.258	134.083	136.055	135.210
Admissions and recreational facilities use fees, fitness and recreational sports centers.....	56	110202	12/08	155.778	155.778	155.778	155.754	155.754
Admissions and recreational facilities use fees, amusement and theme parks.....	56	110203	12/08	212.511	199.870	206.771	211.382	207.678
Recreational activity instruction fees (partial).....	56	2	12/08	123.359	124.048	124.048	124.048	124.048
Recreational activity instruction fees (partial).....	56	21	12/08	123.359	124.048	124.048	124.048	124.048
Recreational activity instruction fees (partial).....	56	2101	12/08	123.359	124.048	124.048	124.048	124.048
Recreational activity instruction fees (partial).....	56	210101	12/08	123.359	124.048	124.048	124.048	124.048
Gaming receipts (partial).....	56	3	12/08	113.699	111.839	112.073	114.823	111.445
Gaming receipts (partial).....	56	31	12/08	113.699	111.839	112.073	114.823	111.445
Gaming receipts (partial).....	56	3101	12/08	113.699	111.839	112.073	114.823	111.445
Gaming receipts (partial).....	56	310101	12/08	113.699	111.839	112.073	114.823	111.445
Wholesale trade services.....	57	—	06/09	159.856	162.417	161.339	160.021	161.276
Machinery and equipment and parts and supplies wholesaling.....	57	1	06/09	163.692	168.323	169.897	166.155	171.931
Machinery and equipment and parts and supplies wholesaling.....	57	11	06/09	163.692	168.323	169.897	166.155	171.931
Parts and supplies for machinery and equipment wholesaling.....	57	1102	03/09	195.108	197.906	198.402	195.524	198.017
Parts and supplies for machinery and equipment wholesaling.....	57	110201	03/09	195.108	197.906	198.402	195.524	198.017
Machinery and vehicle wholesaling.....	57	1103	05/19	117.372	122.861	124.569	121.354	128.536
Machinery and vehicle wholesaling.....	57	110301	05/19	117.372	122.861	124.569	121.354	128.536
Professional and commercial equipment wholesaling.....	57	1104	05/19	103.373	103.443	104.622	101.631	102.114
Professional and commercial equipment wholesaling.....	57	110401	05/19	103.373	103.443	104.622	101.631	102.114
Furnishings wholesaling.....	57	2	03/09	133.747	134.110	134.330	134.206	134.206
Furnishings wholesaling.....	57	21	03/09	133.747	134.110	134.330	134.206	134.206
Furnishings wholesaling.....	57	2101	03/09	133.747	134.110	134.330	134.206	134.206
Furnishings wholesaling.....	57	210101	03/09	133.747	134.110	134.330	134.206	134.206
Building materials, paint, and hardware wholesaling.....	57	3	03/09	127.432	128.701	126.943	125.113	123.951
Building materials, paint, and hardware wholesaling.....	57	31	03/09	127.432	128.701	126.943	125.113	123.951
Building materials, paint, and hardware wholesaling.....	57	3101	03/09	127.432	128.701	126.943	125.113	123.951
Building materials, paint, and hardware wholesaling.....	57	310101	03/09	127.432	128.701	126.943	125.113	123.951
Metals, minerals, and ores wholesaling.....	57	4	03/09	300.825	317.358	270.652	278.019	269.290
Metals, minerals, and ores wholesaling.....	57	41	03/09	300.825	317.358	270.652	278.019	269.290
Metals, minerals, and ores wholesaling.....	57	4101	03/09	300.825	317.358	270.652	278.019	269.290
Metals, minerals, and ores wholesaling.....	57	410101	03/09	300.825	317.358	270.652	278.019	269.290
Chemicals and allied products wholesaling.....	57	5	03/09	121.657	134.309	129.042	126.825	126.227
Chemicals and allied products wholesaling.....	57	51	03/09	121.657	134.309	129.042	126.825	126.227
Chemicals and allied products wholesaling.....	57	5101	03/09	121.657	134.309	129.042	126.825	126.227
Chemicals and allied products wholesaling.....	57	510101	03/09	121.657	134.309	129.042	126.825	126.227
Paper and plastics products wholesaling.....	57	6	03/09	210.670	208.254	203.312	202.000	202.100
Paper and plastics products wholesaling.....	57	61	03/09	210.670	208.254	203.312	202.000	202.100
Paper and plastics products wholesaling.....	57	6101	03/09	210.670	208.254	203.312	202.000	202.100
Paper and plastics products wholesaling.....	57	610101	03/09	210.670	208.254	203.312	202.000	202.100
Apparel wholesaling.....	57	7	03/09	128.484	130.259	125.894	134.964	128.360
Apparel wholesaling.....	57	71	03/09	128.484	130.259	125.894	134.964	128.360
Apparel wholesaling.....	57	7101	03/09	128.484	130.259	125.894	134.964	128.360
Apparel wholesaling.....	57	710101	03/09	128.484	130.259	125.894	134.964	128.360
Food and alcohol wholesaling.....	57	8	06/09	140.793	141.826	143.362	144.302	145.347
Food and alcohol wholesaling.....	57	81	06/09	140.793	141.826	143.362	144.302	145.347
Food wholesaling.....	57	8101	03/09	137.205	138.450	139.971	140.234	141.379
Food wholesaling.....	57	810101	03/09	137.205	138.450	139.971	140.234	141.379

See footnotes at end of table.

Table 9. Producer price indexes for commodity and service groupings and individual items, not seasonally adjusted — Continued
 [April 2024, Index base 1982=100, unless otherwise indicated]

Title	Commodity code		Other index base	Unadjusted index ¹				
	Group code	Item code		Dec. 2023	Jan. 2024 ^P	Feb. 2024 ^P	Mar. 2024 ^P	Apr. 2024 ^P
Alcohol wholesaling.....	57	8102	02/09	156.574	155.816	157.328	163.590	163.738
Alcohol wholesaling.....	57	810201	02/09	156.574	155.816	157.328	163.590	163.738
Other commodities wholesaling.....	57	9	03/09	169.161	163.019	164.407	163.587	161.942
Other commodities wholesaling.....	57	91	03/09	169.161	163.019	164.407	163.587	161.942
Other commodities wholesaling.....	57	9101	03/09	169.161	163.019	164.407	163.587	161.942
Other commodities wholesaling.....	57	910101	03/09	169.161	163.019	164.407	163.587	161.942
Retail trade services.....	58	—	06/09	149.962	147.647	149.339	149.089	149.390
Food and alcohol retailing.....	58	1	03/09	173.905	177.366	179.369	179.741	180.830
Food and alcohol retailing.....	58	11	03/09	173.905	177.366	179.369	179.741	180.830
Food retailing.....	58	1102	09/15	140.815	143.925	144.724	144.677	145.701
Food retailing.....	58	110201	09/15	140.815	143.925	144.724	144.677	145.701
Alcohol retailing.....	58	1103	09/15	118.624	119.154	125.438	127.766	127.665
Alcohol retailing.....	58	110301	09/15	118.624	119.154	125.438	127.766	127.665
Health and beauty care retailing, including optical goods.....	58	2	03/09	145.968	150.864	152.713	147.407	148.130
Health and beauty care retailing, including optical goods.....	58	21	03/09	145.968	150.864	152.713	147.407	148.130
Health and beauty care retailing, including optical goods.....	58	2101	03/09	145.968	150.864	152.713	147.407	148.130
Health and beauty care retailing, including optical goods.....	58	210101	03/09	145.968	150.864	152.713	147.407	148.130
Apparel, jewelry, footwear, and accessories retailing.....	58	3	06/09	132.535	125.838	132.131	134.246	133.760
Apparel, jewelry, footwear, and accessories retailing.....	58	31	06/09	132.535	125.838	132.131	134.246	133.760
Apparel, footwear, and accessories retailing.....	58	3101	03/09	127.690	120.089	127.087	129.797	128.987
Apparel, footwear, and accessories retailing.....	58	310101	03/09	127.690	120.089	127.087	129.797	128.987
Jewelry retailing.....	58	3102	03/09	144.770	145.655	145.858	143.369	145.275
Jewelry retailing.....	58	310201	03/09	144.770	145.655	145.858	143.369	145.275
Computer hardware, software, and supplies retailing.....	58	4	03/09	73.671	55.978	51.201	57.625	64.760
Computer hardware, software, and supplies retailing.....	58	41	03/09	73.671	55.978	51.201	57.625	64.760
Computer hardware, software, and supplies retailing.....	58	4101	03/09	73.671	55.978	51.201	57.625	64.760
Computer hardware, software, and supplies retailing.....	58	410101	03/09	73.671	55.978	51.201	57.625	64.760
TV, video, and photographic equipment and supplies retailing.....	58	5	03/09	47.677	54.894	54.419	52.877	52.682
TV, video, and photographic equipment and supplies retailing.....	58	51	03/09	47.677	54.894	54.419	52.877	52.682
TV, video, and photographic equipment and supplies retailing.....	58	5101	03/09	47.677	54.894	54.419	52.877	52.682
TV, video, and photographic equipment and supplies retailing.....	58	510101	03/09	47.677	54.894	54.419	52.877	52.682
Automobiles and automobile parts retailing.....	58	6	06/09	147.102	133.860	131.833	130.532	135.287
Automobiles and automobile parts retailing.....	58	61	06/09	147.102	133.860	131.833	130.532	135.287
Automobile retailing (Partial).....	58	6101	03/09	146.161	126.814	125.252	124.467	131.720
Automobile retailing (Partial).....	58	610101	03/09	146.161	126.814	125.252	124.467	131.720
Automotive parts, including tires, retailing.....	58	6102	03/09	157.203	157.407	154.192	151.623	150.841
Automotive parts, including tires, retailing.....	58	610201	03/09	157.203	157.407	154.192	151.623	150.841
RVs, trailers, and campers retailing.....	58	8	03/09	122.347	111.419	126.273	135.039	133.627
RVs, trailers, and campers retailing.....	58	81	03/09	122.347	111.419	126.273	135.039	133.627
RVs, trailers, and campers retailing.....	58	8101	03/09	122.347	111.419	126.273	135.039	133.627
RVs, trailers, and campers retailing.....	58	810101	03/09	122.347	111.419	126.273	135.039	133.627
Sporting goods, including boats, retailing.....	58	9	03/09	118.381	126.361	123.217	124.258	126.527
Sporting goods, including boats, retailing.....	58	91	03/09	118.381	126.361	123.217	124.258	126.527
Sporting goods, including boats, retailing.....	58	9101	03/09	118.381	126.361	123.217	124.258	126.527
Sporting goods, including boats, retailing.....	58	910101	03/09	118.381	126.361	123.217	124.258	126.527
Lawn, garden, and farm equipment and supplies retailing.....	58	A	03/09	181.652	180.300	177.376	179.273	179.597
Lawn, garden, and farm equipment and supplies retailing.....	58	A1	03/09	181.652	180.300	177.376	179.273	179.597
Lawn, garden, and farm equipment and supplies retailing.....	58	A101	03/09	181.652	180.300	177.376	179.273	179.597
Lawn, garden, and farm equipment and supplies retailing.....	58	A10101	03/09	181.652	180.300	177.376	179.273	179.597
Furniture retailing.....	58	B	03/09	139.304	138.531	141.368	138.454	139.027
Furniture retailing.....	58	B1	03/09	139.304	138.531	141.368	138.454	139.027
Furniture retailing.....	58	B101	03/09	139.304	138.531	141.368	138.454	139.027
Furniture retailing.....	58	B10101	03/09	139.304	138.531	141.368	138.454	139.027
Flooring and floor coverings retailing.....	58	C	03/09	129.327	132.260	134.440	133.807	133.773
Flooring and floor coverings retailing.....	58	C1	03/09	129.327	132.260	134.440	133.807	133.773
Flooring and floor coverings retailing.....	58	C101	03/09	129.327	132.260	134.440	133.807	133.773
Flooring and floor coverings retailing.....	58	C10101	03/09	129.327	132.260	134.440	133.807	133.773
Hardware and building materials and supplies retailing.....	58	D	03/09	172.848	174.433	175.306	174.810	179.383
Hardware and building materials and supplies retailing.....	58	D1	03/09	172.848	174.433	175.306	174.810	179.383

See footnotes at end of table.

Table 9. Producer price indexes for commodity and service groupings and individual items, not seasonally adjusted — Continued
 [April 2024, Index base 1982=100, unless otherwise indicated]

Title	Commodity code		Other index base	Unadjusted index ¹				
	Group code	Item code		Dec. 2023	Jan. 2024 ^P	Feb. 2024 ^P	Mar. 2024 ^P	Apr. 2024 ^P
Hardware and building materials and supplies retailing.....	58	D101	03/09	172.848	174.433	175.306	174.810	179.383
Hardware and building materials and supplies retailing.....	58	D10101	03/09	172.848	174.433	175.306	174.810	179.383
Major household appliance retailing.....	58	E	03/09	122.530	120.014	136.182	125.224	127.301
Major household appliance retailing.....	58	E1	03/09	122.530	120.014	136.182	125.224	127.301
Major household appliance retailing.....	58	E101	03/09	122.530	120.014	136.182	125.224	127.301
Major household appliance retailing.....	58	E10101	03/09	122.530	120.014	136.182	125.224	127.301
Fuels and lubricants retailing.....	58	F	06/09	287.286	266.752	265.030	272.426	243.803
Fuels and lubricants retailing.....	58	F1	06/09	287.286	266.752	265.030	272.426	243.803
Automotive fuels and lubricants retailing.....	58	F101	03/09	369.027	336.551	337.518	344.897	302.660
Automotive fuels and lubricants retailing.....	58	F10101	03/09	369.027	336.551	337.518	344.897	302.660
Household fuels retailing.....	58	F102	03/09	176.835	179.414	170.424	180.268	176.296
Household fuels retailing.....	58	F10201	03/09	176.835	179.414	170.424	180.268	176.296
Cleaning supplies and paper products retailing.....	58	G	03/09	206.391	211.028	209.257	208.309	205.871
Cleaning supplies and paper products retailing.....	58	G1	03/09	206.391	211.028	209.257	208.309	205.871
Cleaning supplies and paper products retailing.....	58	G101	03/09	206.391	211.028	209.257	208.309	205.871
Cleaning supplies and paper products retailing.....	58	G10101	03/09	206.391	211.028	209.257	208.309	205.871
Book retailing.....	58	H	03/09	133.844	138.827	134.065	137.799	136.202
Book retailing.....	58	H1	03/09	133.844	138.827	134.065	137.799	136.202
Book retailing.....	58	H101	03/09	133.844	138.827	134.065	137.799	136.202
Book retailing.....	58	H10101	03/09	133.844	138.827	134.065	137.799	136.202
Other merchandise retailing (partial).....	58	I	03/09	136.851	139.301	143.068	144.082	141.833
Other merchandise retailing (partial).....	58	I1	03/09	136.851	139.301	143.068	144.082	141.833
Other merchandise retailing (partial).....	58	I101	03/09	136.851	139.301	143.068	144.082	141.833
Other merchandise retailing (partial).....	58	I10101	03/09	136.851	139.301	143.068	144.082	141.833
Metal treatment services.....	59	—	12/84	236.277	239.278	239.316	240.353	241.486
Metal treatment services.....	59	1	12/84	236.277	239.278	239.316	240.353	241.486
Metal treatment services.....	59	11	12/84	236.277	239.278	239.316	240.353	241.486
Metal plating and polishing.....	59	1101	12/84	257.747	258.177	257.681	257.681	257.681
Metal plating and polishing.....	59	110111	12/84	257.747	258.177	257.681	257.681	257.681
Metal coating and allied services.....	59	1102	12/84	219.154	222.757	222.835	223.192	224.363
Metal coating and allied services.....	59	110222	12/84	219.154	222.757	222.835	223.192	224.363
Metal heat treating.....	59	1103	06/85	218.529	222.615	223.169	226.931	229.129
Metal heat treating.....	59	110349	06/06	172.853	176.085	176.524	179.499	181.238
Mining services.....	60	—	06/85	268.483	267.829	268.821	269.552	270.076
Mining services.....	60	1	06/85	268.483	267.829	268.821	269.552	270.076
Mining services.....	60	11	06/85	268.483	267.829	268.821	269.552	270.076
Support activities for coal mining.....	60	1102	06/85	222.760	223.282	223.659	223.774	223.774
Support activities for coal mining.....	60	110201	06/85	222.760	223.282	223.659	223.774	223.774
Drilling oil and gas wells services.....	60	1103	12/85	406.709	406.808	407.362	402.088	407.322
Drilling oil and gas wells services.....	60	110301	12/85	406.709	406.808	407.362	402.088	407.322
Support activities for oil and gas operations.....	60	1104	12/85	224.533	223.310	224.367	226.207	225.850
Support activities for oil and gas operations.....	60	110401	12/85	224.533	223.310	224.367	226.207	225.850
Metal and nonmetallic minerals mining services.....	60	1106	05/23	100.469	104.091	104.091	104.091	104.091
Metal and nonmetallic minerals mining services.....	60	110601	05/23	100.469	104.091	104.091	104.091	104.091
Contract work on textile products, apparel, and leather.....	61	—	06/10	137.804	137.539	137.334	139.955	139.766
Contract work on textile products and apparel.....	61	1	06/10	137.907	137.636	137.427	140.105	139.930
Contract work on textile products and apparel.....	61	11	06/10	137.907	137.636	137.427	140.105	139.930
Contract work on textile products.....	61	1102	06/87	242.538	241.607	240.889	240.140	239.541
Commission finishing of broadwoven fabrics.....	61	110201	06/87	270.302	269.241	268.421	267.567	266.742
Commission finishing of cotton broadwoven fabrics.....	61	1102011	06/08	190.189	190.023	189.852	189.688	189.536
Other commission finishing of broadwoven fabrics (excl. cotton & wool).....	61	1102012	06/08	206.636	205.691	204.971	204.217	203.487
Commission knit or knit & finishing of weft & warp knit fabric.....	61	110204	12/94	139.133	139.133	139.133	139.133	142.288
Contract work on apparel.....	61	1103	06/87	148.616	148.616	148.616	155.416	155.416
Contract work on women's, girls' and infants' apparel.....	61	11031	12/11	113.423	113.423	113.423	—	—
Contract work on men's and boys' (including unisex) apparel.....	61	11032	12/11	129.256	129.256	129.256	131.063	131.063
Contract work on men's and boys' pants, work apparel, and other outerwear.....	61	110321	06/07	132.969	132.969	132.969	132.969	132.969
Contract work on men's and boys' shirts, tailored suits/coats/jackets, & underwear/nightwear.....	61	110323	06/07	138.093	138.093	138.093	—	—
Contract & commission receipts for tanning or finishing leather owned by others.....	61	2	06/11	131.576	131.576	131.576	131.576	130.743

See footnotes at end of table.

Table 9. Producer price indexes for commodity and service groupings and individual items, not seasonally adjusted — Continued

[April 2024, Index base 1982=100, unless otherwise indicated]

Title	Commodity code		Other index base	Unadjusted index ¹				
	Group code	Item code		Dec. 2023	Jan. 2024 ^p	Feb. 2024 ^p	Mar. 2024 ^p	Apr. 2024 ^p
Contract & commission receipts for tanning or finishing leather owned by others.....	61	21	06/11	131.576	131.576	131.576	131.576	130.743
Contract and commission receipts for tanning or finishing leather owned by others.....	61	2101	12/97	173.490	173.490	173.490	173.490	172.392
Contract and commission receipts for tanning or finishing leather owned by others.....	61	210101	12/97	173.490	173.490	173.490	173.490	172.392
Construction (partial).....	80	—	06/09	163.514	163.956	163.932	164.136	164.366
New nonresidential building construction.....	80	1	06/09	172.709	173.175	173.127	173.238	173.462
New nonresidential building construction.....	80	11	06/09	172.709	173.175	173.127	173.238	173.462
New warehouse building construction.....	80	1101	12/04	232.045	232.125	231.995	232.136	232.975
New warehouse building construction.....	80	110101	12/04	232.045	232.125	231.995	232.136	232.975
New school building construction.....	80	1102	12/05	223.645	224.691	224.582	224.442	225.160
New school building construction.....	80	110201	12/05	223.645	224.691	224.582	224.442	225.160
New office building construction.....	80	1103	06/06	203.633	204.146	204.194	204.918	205.008
New office building construction.....	80	110301	06/06	203.633	204.146	204.194	204.918	205.008
New industrial building construction.....	80	1104	06/07	192.773	193.563	193.385	193.473	193.074
New industrial building construction.....	80	110401	06/07	192.773	193.563	193.385	193.473	193.074
New health care building construction.....	80	1105	06/12	157.442	157.764	157.743	157.388	157.347
New health care building construction.....	80	110501	06/12	157.442	157.764	157.743	157.388	157.347
Maintenance and repair of nonresidential buildings (partial).....	80	2	04/09	147.564	147.971	148.101	148.958	149.287
Maintenance and repair of nonresidential buildings (partial).....	80	21	04/09	147.564	147.971	148.101	148.958	149.287
Maintenance and repair of nonresidential buildings (partial).....	80	2101	04/09	147.564	147.971	148.101	148.958	149.287
Maintenance and repair of nonresidential buildings (partial).....	80	210101	04/09	147.564	147.971	148.101	148.958	149.287

¹ All indexes are subject to revision for 4 months after their originally scheduled publication to incorporate late reports and corrections by survey respondents.

² Due to incomplete coverage of the services sector, some services indexes in this table reflect only a portion of their wherever-provided output. These indexes are flagged using the term "partial" at the end of their titles. For more information regarding wherever-provided services indexes, go to <https://www.bls.gov/ppi/wepnotice.htm>. This webpage includes methodology documentation, a table identifying missing coverage areas for those indexes with incomplete coverage, and a concordance table between wherever-provided services indexes and Census product codes.

^p Preliminary

"—" Data not available.

Table 10. Producer price indexes and percentage changes for net output of selected industries and industry groups, not seasonally adjusted
 [April 2024]

Title ¹	Index base	Industry code	Unadjusted index ²					Unadjusted 1-month percent change ²	Unadjusted 12-month percent change ²
			Dec. 2023	Jan. 2024 ^P	Feb. 2024 ^P	Mar. 2024 ^P	Apr. 2024 ^P	Mar. to Apr. ^P	Apr. 2023 to Apr. 2024 ^P
Total mining, utilities, and manufacturing industries.....	12/06	AMUM--	153.137	154.704	155.955	156.369	157.318	0.6	1.2
Total mining industries.....	12/84	OMIN--	213.356	221.696	220.249	213.549	224.379	5.1	2.4
Oil and gas extraction.....	12/85	211--	183.410	195.908	192.055	182.423	198.347	8.7	2.8
Mining (except oil & gas).....	12/03	212--	328.182	331.106	335.293	332.938	336.819	1.2	1.8
Mining support activities.....	06/09	213--	126.954	126.636	127.253	127.822	128.058	0.2	2.6
Utilities.....	12/03	221--	178.933	190.074	179.199	176.944	173.983	-1.7	-0.2
Total manufacturing industries.....	12/84	OMFG--	243.266	244.044	248.361	249.663	251.642	0.8	1.2
Food mfg.....	12/84	311--	253.713	251.958	253.463	255.853	257.208	0.5	1.5
Beverage & tobacco mfg.....	12/03	312--	201.136	203.782	206.708	207.122	207.166	0.0	5.8
Textile mills.....	12/84	313--	169.093	169.280	169.139	169.710	169.897	0.1	-0.9
Textile product mills.....	12/03	314--	158.765	160.542	158.917	160.550	160.810	0.2	1.4
Apparel manufacturing.....	12/03	315--	127.830	129.115	129.372	130.816	131.041	0.2	3.5
Leather and allied product manufacturing.....	12/84	316--	203.351	203.724	205.087	205.353	205.761	0.2	3.0
Wood product manufacturing.....	12/03	321--	181.547	181.993	182.761	184.085	186.183	1.1	0.5
Paper manufacturing.....	12/03	322--	181.583	181.517	181.696	181.381	182.377	0.5	-2.1
Printing and related support activities.....	12/03	323--	163.705	164.845	164.999	166.533	166.278	-0.2	4.9
Petroleum and coal products manufacturing.....	12/84	324--	316.959	317.948	352.625	359.357	372.176	3.6	-1.0
Chemical mfg.....	12/84	325--	350.338	348.343	350.094	350.433	352.836	0.7	-2.8
Plastics and rubber products mfg.....	12/84	326--	250.012	250.347	250.451	251.158	252.156	0.4	-0.3
Nonmetallic mineral product mfg.....	12/84	327--	289.371	294.137	296.248	297.995	297.780	-0.1	4.3
Primary metal mfg.....	12/84	331--	279.306	288.205	294.458	282.293	280.553	-0.6	-6.1
Fabricated metal product mfg.....	12/84	332--	279.967	281.749	282.062	282.506	283.390	0.3	1.8
Machinery mfg.....	12/03	333--	180.651	182.109	182.767	183.025	184.021	0.5	3.7
Computer & electronic product mfg.....	12/03	334--	99.808	101.162	101.551	101.730	102.050	0.3	3.1
Electrical equipment, appliance & component mfg.....	12/03	335--	198.265	198.698	199.036	199.777	199.999	0.1	1.8
Transportation equipment mfg.....	12/03	336--	140.974	141.447	141.758	141.834	141.939	0.1	1.9
Furniture & related product mfg.....	12/84	337--	267.876	268.457	270.744	271.186	270.797	-0.1	0.9
Miscellaneous mfg.....	12/03	339--	145.850	147.088	147.609	148.217	148.517	0.2	3.3
Material recyclers.....	12/86	429930	433.450	436.521	433.143	414.770	418.784	1.0	-5.8
Total trade industries.....	12/06	ATRADE	174.041	173.756	174.625	173.844	173.343	-0.3	-0.1
Total wholesale trade industries.....	12/06	AWHLTR	189.609	191.619	191.429	189.022	188.092	-0.5	1.0
Merchant wholesalers, durable goods.....	06/04	423--	200.153	205.736	205.332	200.944	200.243	-0.3	0.6
Merchant wholesalers, nondurable goods.....	06/05	424--	210.418	209.283	209.240	208.370	207.089	-0.6	1.4
Total retail trade industries.....	12/06	ARETTR	157.940	154.971	157.070	158.231	158.226	0.0	-1.7
Motor vehicle and parts dealers.....	12/03	441--	171.214	161.210	159.774	161.139	164.490	2.1	-13.5
Bldg material and garden equip and supp dealers.....	12/03	444--	203.545	203.294	207.335	209.040	211.118	1.0	1.5
Food and beverage stores.....	12/99	445--	263.270	269.490	266.614	270.808	269.545	-0.5	3.8
Furniture, home furnishings, electronics, and appliance retailers.....	12/22	449--	102.365	103.121	105.824	104.069	104.046	0.0	0.0
General merchandise retailers.....	12/03	455--	150.634	153.249	155.478	158.614	159.018	0.3	2.3
Health and personal care retailers.....	12/03	456--	145.906	143.311	144.656	143.658	144.902	0.9	-1.9
Gasoline stations and fuel dealers.....	12/22	457--	94.453	87.574	88.975	88.563	83.053	-6.2	-0.2
Clothing and clothing accessories retailers.....	12/03	458--	157.032	144.090	159.227	161.371	159.602	-1.1	6.9
Sporting goods and hobby retailers.....	12/03	4591--	121.872	122.859	123.930	125.959	125.132	-0.7	-0.2
Book retailers and news dealers.....	12/03	4592--	134.491	138.568	135.346	135.722	135.722	0.0	2.0
Office supplies, stationary, and gift retailers.....	12/03	4594--	160.043	160.706	159.247	159.751	160.826	0.7	-10.5
Transportation and warehousing industries.....	12/06	ATRNRW	167.136	168.143	169.277	169.818	170.095	0.2	1.5
Transportation industries.....	12/06	ATRANS	158.810	159.041	159.744	160.224	160.454	0.1	0.5
Air transportation.....	12/92	481--	265.988	263.162	266.433	276.033	271.554	-1.6	-0.1
Rail transportation.....	12/96	482--	234.455	236.926	233.769	233.432	235.537	0.9	1.8
Water transportation.....	12/03	483--	196.716	199.944	203.908	205.409	205.482	0.0	8.7
Truck transportation.....	12/03	484--	183.079	184.244	184.781	182.911	183.936	0.6	-1.0
Pipeline transportation.....	05/22	486--	109.638	109.732	109.011	109.011	110.628	1.5	3.3
Transportation support activities.....	12/03	488--	144.251	143.871	145.037	144.146	145.442	0.9	5.1
Delivery and warehouse industries.....	12/06	ADLVWR	206.591	212.487	215.881	216.327	216.903	0.3	5.9
U.S. Postal Service.....	06/89	491--	292.039	292.039	301.288	301.288	301.288	0.0	7.1
Couriers and messengers.....	12/03	492--	306.398	323.099	324.012	323.882	323.487	-0.1	5.9
Warehousing and storage.....	12/06	493--	144.112	144.981	148.907	150.861	153.696	1.9	4.0
Services less trade, transportation, and warehousing ³	12/06	ATTDSV	141.674	143.343	143.643	144.110	144.800	0.5	3.9
Information.....	12/06	AINFO-	111.865	111.903	112.282	112.274	113.237	0.9	2.3
Publishing industries.....	12/22	513--	105.695	105.509	105.799	106.423	106.531	0.1	3.7
Broadcasting, except internet.....	12/03	516--	123.839	116.438	117.064	114.409	116.197	1.6	-6.9

See footnotes at end of table.

Table 10. Producer price indexes and percentage changes for net output of selected industries and industry groups, not seasonally adjusted — Continued
 [April 2024]

Title ¹	Index base	Industry code	Unadjusted index ²					Unadjusted 1-month percent change ²	Unadjusted 12-month percent change ²
			Dec. 2023	Jan. 2024 ^p	Feb. 2024 ^p	Mar. 2024 ^p	Apr. 2024 ^p		
Information - Continued									
Telecommunications.....	12/03	517--	108.465	109.149	109.661	109.517	110.599	1.0	2.0
Data processing and related services.....	12/03	5182--	115.312	115.674	115.787	115.527	116.040	0.4	1.7
Selected health care industries.....									
Offices of physicians.....	12/06	ASHC--	141.610	143.048	143.395	143.388	143.769	0.3	2.9
Offices of dentists.....	12/96	6211--	144.350	145.607	145.617	145.954	146.045	0.1	1.6
Medical and diagnostic laboratories.....	06/10	6212--	131.645	132.021	134.109	133.901	136.520	2.0	4.3
Home health care services.....	12/03	6215--	103.827	104.034	104.067	103.850	103.952	0.1	0.2
Blood and organ banks.....	12/96	6216--	163.888	164.748	164.748	164.748	164.757	0.0	2.5
Hospitals.....	06/06	621991	134.434	135.553	136.697	136.792	136.791	0.0	5.7
Nursing care facilities.....	12/92	622--	231.348	234.343	234.932	234.741	235.238	0.2	3.2
Residential developmental disability homes.....	12/03	6231--	182.244	182.789	182.658	182.635	182.726	0.0	4.5
Other selected services less trade, transportation, and warehousing industries.....	12/03	62321-	231.263	236.133	236.103	236.091	236.058	0.0	6.1
Depository credit intermediation.....	12/06	ASTDSV	148.935	151.123	151.328	152.058	152.788	0.5	4.6
Security, commodity contracts and like activity.....	12/03	5221--	137.941	142.415	143.802	143.857	146.108	1.6	7.6
Insurance carriers and related activities.....	12/03	523--	262.623	271.078	271.635	277.121	281.672	1.6	12.6
Lessors of nonres bldg (exc miniwarehouse).....	12/03	524--	152.885	154.351	154.506	154.697	154.601	-0.1	2.8
Lessors of miniwarehouse and self storage units.....	12/03	53112-	143.279	145.986	140.527	140.228	138.739	-1.1	2.1
Offices of real estate agents and brokers.....	12/03	53113-	200.623	200.595	196.908	195.469	193.975	-0.8	-0.8
Real estate property managers.....	12/03	5312--	191.370	190.506	189.923	189.425	192.909	1.8	4.8
Offices of real estate appraisers.....	12/03	53131-	131.098	132.071	133.986	134.177	134.714	0.4	5.4
Automotive equipment rental and leasing.....	12/03	531320	110.767	112.955	112.955	113.690	113.690	0.0	-0.7
Other heavy machinery rental and leasing.....	06/01	5321--	148.353	142.132	143.260	150.994	150.787	-0.1	-1.0
Legal services.....	12/03	532412	138.980	139.068	138.486	139.746	139.124	-0.4	0.5
Offices of certified public accountants.....	12/96	5411--	273.508	284.352	288.468	287.857	289.064	0.4	6.7
Other accounting services.....	12/03	541211	142.938	147.370	149.524	149.983	151.094	0.7	8.5
Architectural, engineering and related services.....	12/03	541219	155.079	166.400	166.400	166.400	166.400	0.0	9.7
Management and technical consulting services.....	12/96	5413--	190.590	192.537	192.669	192.685	193.554	0.5	2.6
Advertising agencies.....	06/06	5416--	131.734	131.611	131.439	131.603	134.195	2.0	4.0
Employment services.....	12/03	54181-	123.829	123.803	123.787	123.785	123.785	0.0	-0.1
Travel agencies.....	12/96	5613--	160.948	161.094	160.158	159.999	158.804	-0.7	-1.2
Security guards and patrol services.....	12/03	56151-	106.818	106.524	106.682	106.340	106.754	0.4	3.0
Janitorial services.....	12/04	561612	166.294	170.969	171.936	171.714	172.111	0.2	11.8
Waste collection.....	12/03	56172-	135.141	137.873	137.873	137.873	137.689	-0.1	-0.1
Amusement and theme parks.....	12/03	5621--	185.050	185.392	184.482	188.581	190.724	1.1	4.2
Golf courses and country clubs.....	06/06	71311-	223.514	215.247	221.302	226.663	223.643	-1.3	4.2
Fitness and recreational sports centers.....	12/05	71391-	163.274	167.025	167.262	168.285	167.905	-0.2	4.3
Accommodation.....	12/04	71394-	120.210	120.854	119.717	121.682	121.758	0.1	4.2
Commercial machinery repair and maintenance.....	12/96	721--	188.880	188.565	191.339	196.321	195.651	-0.3	0.0
	06/06	8113--	191.959	196.156	195.970	195.973	198.213	1.1	6.7

¹ Indexes in this table are derived from the net-output-weighted industry price indexes. Because of differences in coverage and aggregation methodology, they will generally not match the movements of similarly titled indexes which are derived from traditional commodity groupings.

² All indexes are subject to revision for 4 months after their originally scheduled publication to incorporate late reports and corrections by survey respondents.

³ Formerly titled "Total traditional service industries."

p Preliminary

-- Data not available.

Table 11. Producer price indexes for net output of selected industries and their products, not seasonally adjusted
 [April 2024]

Title ¹	Industry code	Product code	Index base	Unadjusted index ²				
				Dec. 2023	Jan. 2024 ^P	Feb. 2024 ^P	Mar. 2024 ^P	Apr. 2024 ^P
Logging.....	1133		12/81	210.234	210.186	208.701	208.944	209.018
Logging.....	11331		12/81	210.234	210.186	208.701	208.944	209.017
Logging.....	113310		12/81	210.361	210.312	208.827	209.070	209.143
Primary products.....		113310-P	12/81	218.654	218.604	217.060	217.313	217.389
Secondary products and miscellaneous receipts.....		113310-SM						
Mining								
Total mining industries.....			12/84	213.356	221.696	220.249	213.549	224.379
Oil and gas extraction.....	211		12/85	183.410	195.908	192.055	182.423	198.347
Oil and gas extraction.....	2111		12/85	183.410	195.908	192.055	182.423	198.347
Crude petroleum and natural gas extraction.....	211111		06/02	188.749	202.304	199.253	190.166	208.176
Primary products.....		211111-P	06/84	166.255	178.195	175.507	167.503	183.367
Crude petroleum.....		211111-1	06/84	207.872	217.072	229.106	231.710	256.380
Natural gas (from the wellhead).....		211111-3	06/84	80.414	95.130	69.801	46.245	46.371
Natural gas liquids extraction.....	211112		06/02	152.589	159.359	151.378	139.049	143.820
Primary products.....		211112-P	06/02	151.903	158.643	150.697	138.424	143.174
Natural gas liquids.....		211112-1	06/84	163.556	169.471	170.059	174.103	183.180
Isopentane and natural gasoline.....		211112-11	06/84	224.250	230.377	248.098	281.840	281.946
Propane.....		211112-12	06/84	139.819	156.285	170.907	149.240	153.298
Butane.....		211112-13	06/84	162.115	160.609	161.744	152.997	154.356
Plant condensate, ethane, gas mixtures, and other natural gas liquids.....		211112-14	06/96	161.501	165.532	156.978	167.725	182.872
Residue gas shipped from natural gas liquids plants.....		211112-3	06/84	112.148	119.792	95.737	52.343	47.966
Mining (except oil & gas).....	212		12/03	328.182	331.106	335.293	332.938	336.819
Coal mining.....	2121		12/85	292.329	293.362	311.963	278.360	277.613
Coal mining.....	21211		12/01	314.946	316.059	336.099	299.897	299.092
Coal mining.....	212110		12/22	101.848	102.194	108.695	96.951	96.690
Primary products.....		212110-P	12/22	101.768	102.098	108.616	96.840	96.579
Coal, utility sold.....		212110-1	12/22	102.951	103.894	112.135	97.587	97.392
Bituminous coal and lignite surface mining (utility sold).....		212110-11	12/01	193.363	203.842	211.020	171.304	171.663
Raw bituminous and lignite from surface mining operations (utility sold).....		212110-111	12/01	204.622	192.872	201.353	192.051	192.049
Processed bituminous coal and lignite surface operations (utility sold).....		212110-113	12/01	190.852	208.003	214.823	165.869	166.338
Bituminous coal underground mining (utility sold).....		212110-12	12/01	472.727	467.297	514.443	461.530	459.820
Raw bituminous coal shipped from underground mining operations (utility sold).....		212110-121	12/22	112.504	112.491	121.073	102.084	102.187
Processed bituminous coal shipped from underground mines (utility sold).....		212110-123	12/01	535.403	528.388	583.568	527.963	525.681
Coal exports.....		212110-4	12/22	92.026	88.183	85.411	86.199	85.667
Coal non-utility sold (including anthracite).....		212110-5	12/79	455.993	456.115	463.243	463.514	460.896
Secondary products and miscellaneous receipts.....		212110-SM						
Metal ore mining.....	2122		12/84	436.147	431.902	428.198	452.818	464.604
Iron ore mining.....	21221		12/84	201.846	202.966	204.455	201.896	201.002
Iron ore mining.....	212210		12/84	201.846	202.966	204.455	201.896	201.002
Primary products.....		212210-P	12/84	206.689	207.836	209.361	206.740	205.825
Iron ore (including crude, concentrates, agglomerates and pellets).....		212210-0	12/97	214.277	215.466	217.047	214.330	213.382
Copper, nickel, lead & zinc mining.....	21223		06/88	450.956	426.179	413.858	452.677	446.566
Copper, nickel, lead and zinc mining.....	212230		06/88	464.548	439.023	426.328	466.318	460.021
Primary products.....		212230-P	12/03	408.677	385.606	373.402	409.022	402.733
Secondary products and miscellaneous receipts.....		212230-SM						
Nonmetallic mineral mining & quarrying.....	2123		12/84	376.485	388.731	387.781	390.767	394.123
Stone mining & quarrying.....	21231		12/84	425.790	444.160	444.052	445.397	444.447
Dimension stone mining and quarrying.....	212311		06/85	361.927	385.450	387.698	387.698	387.698
Primary products.....		212311-P	06/85	350.177	373.669	375.220	375.220	375.220
Dimension stone.....		212311-0	06/85	350.177	373.669	375.220	375.220	375.220
Secondary products and miscellaneous receipts.....		212311-SM						
Crushed and broken limestone mining.....	212312		12/83	437.380	454.061	455.737	456.416	456.650
Primary products.....		212312-P	12/83	444.233	461.616	463.387	463.803	464.051
Crushed and broken limestone.....		212312-0	12/83	444.233	461.616	463.387	463.803	464.051
Secondary products and miscellaneous receipts.....		212312-SM						
Crushed and broken granite mining.....	212313		12/83	542.699	561.144	551.376	558.522	549.955
Primary products.....		212313-P	12/83	542.339	560.783	551.016	558.162	549.595
Crushed and broken granite.....		212313-0	12/83	542.339	560.783	551.016	558.162	549.595
Secondary products and miscellaneous receipts.....		212313-SM						

See footnotes at end of table.

Table 11. Producer price indexes for net output of selected industries and their products, not seasonally adjusted — Continued
 [April 2024]

Title ¹	Industry code	Product code	Index base	Unadjusted index ²				
				Dec. 2023	Jan. 2024 ^P	Feb. 2024 ^P	Mar. 2024 ^P	Apr. 2024 ^P
Other crushed and broken stone mining.....	212319		12/83	358.191	382.844	382.844	382.844	382.844
Primary products.....		212319-P	12/83	366.479	392.999	392.999	392.999	392.999
Bituminous limestone and sandstone, and other crushed and broken stone.....		212319-0	12/83	366.479	392.999	392.999	392.999	392.999
Secondary products and miscellaneous receipts.....		212319-SM						
Sand/gravel/clay/refractory minerals mining.....	21232		12/03	246.365	254.101	255.793	256.409	261.260
Construction sand and gravel mining.....	212321		06/82	501.101	516.667	520.917	522.379	534.527
Primary products.....		212321-P	06/82	510.938	526.477	530.806	532.538	545.710
Construction sand and gravel (run of pit/bank, washed, screened, etc).....		212321-0	06/82	510.938	526.477	530.806	532.538	545.710
Construction sand and gravel, Midwest.....		212321-02	12/12	192.776	198.781	200.723	202.402	209.709
Construction sand and gravel, West.....		212321-04	12/12	176.707	180.824	182.631	182.783	187.397
Secondary products and miscellaneous receipts.....		212321-SM						
Miscellaneous receipts.....		212321-M	06/82	472.861	494.839	494.839	494.839	494.839
Kaolin, clay, and ceramic and refractory minerals mining.....	212323		12/22	109.288	112.872	112.893	112.977	113.075
Primary products.....		212323-P	12/22	109.289	112.873	112.895	112.979	113.077
Bentonite.....		212323-2	06/84	233.389	232.356	232.356	232.356	232.356
Secondary products and miscellaneous receipts.....		212323-SM						
Other nonmetallic mineral mining & quarrying.....	21239		12/84	270.141	270.668	262.458	271.866	277.212
Other nonmetallic mineral mining and quarrying.....	212390		12/22	92.382	92.563	89.755	92.972	94.801
Primary products.....		212390-P	12/22	92.382	92.562	89.755	92.972	94.800
Rock salt.....		212390-5	12/84	428.893	430.274	430.274	-	-
All other nonmetallic minerals, including gypsum.....		212390-9	06/85	371.907	391.779	403.072	461.120	463.186
Secondary and miscellaneous.....		212390-SM						
Mining support activities.....	213		06/09	126.954	126.636	127.253	127.822	128.058
Mining support activities.....	2131		06/09	126.954	126.636	127.253	127.822	128.058
Mining support activities.....	21311		06/09	126.954	126.636	127.253	127.822	128.058
Drilling oil and gas wells.....	213111		12/85	403.987	404.067	404.521	399.065	404.480
Primary services.....		213111-P	12/85	401.243	401.323	401.773	396.355	401.732
Oil and gas well directional drilling control.....		213111-03	12/03	140.325	140.725	142.976	142.976	142.976
Drilling oil and gas wells, including drilling in, spudding in or tailing in.....		213111-04	12/85	397.059	397.059	397.059	390.693	397.011
Reworking oil and gas wells.....		213111-05	12/92	378.452	378.452	378.452	378.452	378.452
Support activities for oil and gas operations.....		213112	12/85	220.200	219.009	220.418	222.770	222.372
Primary services.....		213112-P	12/85	222.989	221.682	223.143	225.565	225.090
Oil and gas field support services.....		213112-0	12/85	222.989	221.682	223.143	225.565	225.090
Secondary products and miscellaneous receipts.....		213112-SM						
Support activities for coal mining.....		213113	06/85	220.793	221.310	221.684	221.798	221.798
Primary services.....		213113-P	06/85	222.701	223.223	223.601	223.715	223.715
Coal mining services.....		213113-0	06/85	222.701	223.223	223.601	223.715	223.715
Support activities for metal and nonmetallic minerals mining.....		213118	05/23	100.471	104.045	104.045	104.045	104.045
Primary services.....		213118-P	05/23	100.471	104.045	104.045	104.045	104.045
Support activities for metal and nonmetallic minerals mining.....		213118-1	05/23	100.471	104.045	104.045	104.045	104.045
Utilities.....	221		12/03	178.933	190.074	179.199	176.944	173.983
Electric power generation, transmission, and distribution.....	2211		12/03	175.401	188.548	174.959	173.552	171.211
Electric power generation.....	22111		12/03	155.594	194.397	147.066	142.719	135.220
Electric power generation.....	221110		12/03	155.543	194.347	147.016	142.670	135.170
Primary products.....		221110-P	12/03	159.591	200.135	150.723	146.276	138.426
Utilities.....		221110-4	12/03	163.218	222.003	162.159	156.969	157.007
Non-utilities.....		221110-5	12/03	144.982	165.929	129.580	126.128	111.598
Secondary products and miscellaneous receipts.....		221110-SM						
Electric power transmission, control, and distribution.....	22112		12/03	181.618	184.002	184.526	184.352	184.169
Electric bulk power transmission and control.....	221121		12/03	214.191	212.129	217.000	217.231	219.260
Primary products.....		221121-P	12/03	214.677	212.611	217.492	217.724	219.757
Electric bulk power transmission and control.....		221121-3	12/03	214.677	212.611	217.492	217.724	219.757
Electric power distribution.....	221122		12/03	180.524	183.081	183.437	183.246	182.982
Primary products.....		221122-P	12/90	224.103	227.088	228.459	228.721	227.171
Residential electric power.....		221122-41	12/90	223.342	227.546	227.312	229.146	228.024
New England residential electric power.....		221122-411	12/90	219.861	240.195	240.475	240.475	230.984
Middle Atlantic residential electric power.....		221122-412	12/90	182.201	191.737	192.348	193.186	189.016
East North Central residential electric power.....		221122-413	12/90	217.714	227.868	228.597	228.322	230.447
West North Central residential electric power.....		221122-414	12/90	155.377	153.006	154.612	156.494	161.017
South Atlantic residential electric power.....		221122-415	12/90	212.860	212.696	213.306	212.495	213.047
East South Central residential electric power.....		221122-416	12/90	235.899	240.598	236.876	244.518	237.809
West South Central residential electric power.....		221122-417	12/90	233.044	226.796	223.234	227.528	223.700

See footnotes at end of table.

Table 11. Producer price indexes for net output of selected industries and their products, not seasonally adjusted — Continued
 [April 2024]

Title ¹	Industry code	Product code	Index base	Unadjusted index ²				
				Dec. 2023	Jan. 2024 ^P	Feb. 2024 ^P	Mar. 2024 ^P	Apr. 2024 ^P
Electric power distribution - Continued								
Mountain residential electric power.....		221122-418	12/90	174.100	173.646	173.646	178.909	178.909
Pacific residential electric power.....		221122-419	12/90	335.320	345.745	345.724	349.010	350.613
Commercial electric power.....		221122-42	12/90	214.194	216.281	216.899	217.262	215.678
New England commercial electric power.....		221122-421	12/90	249.202	261.675	261.822	261.822	255.940
Middle Atlantic commercial electric power.....		221122-422	12/90	175.898	163.055	163.202	158.338	150.135
East North Central commercial electric power.....		221122-423	12/90	204.369	212.629	214.561	213.701	215.072
West North Central commercial electric power.....		221122-424	12/90	146.065	145.911	149.103	149.575	155.528
South Atlantic commercial electric power.....		221122-425	12/90	173.602	173.014	172.924	173.346	173.283
East South Central commercial electric power.....		221122-426	12/90	203.333	206.439	206.119	209.596	208.754
West South Central commercial electric power.....		221122-427	12/90	223.597	216.908	218.227	222.554	217.156
Mountain commercial electric power.....		221122-428	12/90	161.101	159.605	159.605	163.755	163.755
Pacific commercial electric power.....		221122-429	12/90	349.423	377.411	377.359	378.836	379.747
Industrial electric power.....		221122-43	12/90	246.876	248.416	256.473	251.731	248.969
New England industrial electric power.....		221122-431	12/90	178.194	186.197	195.377	178.647	151.462
Middle Atlantic industrial electric power.....		221122-432	12/90	192.168	192.465	197.953	194.215	188.486
East North Central industrial electric power.....		221122-433	12/90	380.832	396.485	413.660	409.491	422.000
West North Central industrial electric power.....		221122-434	12/90	165.279	168.768	168.198	167.640	174.437
South Atlantic industrial electric power.....		221122-435	12/90	169.239	170.234	170.573	171.784	172.266
East South Central industrial electric power.....		221122-436	12/90	197.045	197.072	199.543	199.355	201.589
West South Central industrial electric power.....		221122-437	12/90	274.432	272.162	266.788	273.209	264.171
Mountain industrial electric power.....		221122-438	12/90	187.473	174.892	221.059	183.231	161.112
Pacific industrial electric power.....		221122-439	12/90	297.253	298.203	297.839	300.375	301.140
Transportation electric power.....		221122-45	12/10	129.219	127.922	127.835	129.157	129.946
Secondary products and miscellaneous receipts.....		221122-SM						
Miscellaneous receipts.....		221122-M	12/90	190.774	189.380	189.380	189.379	189.379
Natural gas distribution.....	2212		12/03	170.484	172.846	173.337	168.208	163.303
Natural gas distribution.....	22121		12/03	170.484	172.846	173.337	168.208	163.303
Natural gas distribution.....	221210		12/03	170.430	172.792	173.283	168.155	163.251
Primary products.....		221210-P	12/90	279.889	285.016	285.857	277.045	268.619
Natural gas to ultimate consumers.....		221210-11	12/90	273.057	275.190	275.991	266.224	256.301
Residential natural gas.....		221210-112	12/90	277.470	280.470	281.073	274.695	267.993
New England residential natural gas.....		221210-1121	06/12	178.746	178.376	178.466	178.704	177.281
Middle Atlantic residential natural gas.....		221210-1122	06/12	149.596	154.480	154.058	153.780	152.835
East North Central residential natural gas.....		221210-1123	06/12	136.456	137.469	137.161	132.613	130.679
West North Central residential natural gas.....		221210-1124	06/12	138.785	138.445	141.584	134.203	133.059
South Atlantic residential natural gas.....		221210-1125	06/12	136.828	134.804	134.160	132.740	128.906
East South Central residential natural gas.....		221210-1126	06/12	107.405	106.225	106.910	104.222	97.365
West South Central residential natural gas.....		221210-1127	06/12	201.209	210.007	209.160	199.090	193.921
Mountain residential natural gas.....		221210-1128	06/12	202.822	198.234	198.142	196.895	188.361
Pacific residential natural gas.....		221210-1129	06/12	171.057	173.911	176.551	168.979	159.131
Commercial natural gas.....		221210-113	12/90	273.796	273.730	274.836	265.415	251.104
New England commercial natural gas.....		221210-1131	06/12	181.422	181.890	182.197	182.492	181.223
Middle Atlantic commercial natural gas.....		221210-1132	06/12	130.550	136.985	135.347	134.156	132.410
East North Central commercial natural gas.....		221210-1133	06/12	141.335	138.765	140.806	135.680	132.967
West North Central commercial natural gas.....		221210-1134	06/12	149.121	148.186	152.623	138.002	132.139
South Atlantic commercial natural gas.....		221210-1135	06/12	126.198	120.706	122.309	122.739	117.946
East South Central commercial natural gas.....		221210-1136	06/12	118.761	113.056	111.279	105.460	99.343
West South Central commercial natural gas.....		221210-1137	06/12	210.083	213.034	216.238	206.154	196.431
Mountain commercial natural gas.....		221210-1138	06/12	222.532	216.942	211.557	210.230	196.609
Pacific commercial natural gas.....		221210-1139	06/12	201.175	204.030	206.039	187.660	149.653
Industrial natural gas.....		221210-114	12/90	220.205	219.362	220.422	212.383	198.757
New England industrial natural gas.....		221210-1141	09/16	181.337	185.861	186.396	186.903	185.144
Middle Atlantic industrial natural gas.....		221210-1142	09/16	138.864	138.027	137.935	135.808	134.955
East North Central industrial natural gas.....		221210-1143	06/12	128.164	128.096	130.667	124.632	112.877
West North Central industrial natural gas.....		221210-1144	06/12	176.236	177.609	175.118	167.596	163.270
South Atlantic industrial natural gas.....		221210-1145	09/16	150.131	148.779	149.237	143.876	139.559
East South Central industrial natural gas.....		221210-1146	09/16	112.467	110.894	109.447	107.306	101.350
West South Central industrial natural gas.....		221210-1147	09/16	158.519	160.975	161.985	153.813	140.597
Mountain industrial natural gas.....		221210-1148	09/16	180.560	179.499	184.435	177.790	176.726
Pacific industrial natural gas.....		221210-1149	09/16	157.495	151.123	151.287	148.349	135.810
To electric power.....		221210-115	12/90	236.008	238.152	238.899	226.457	216.662
Delivered to ultimate consumers for the account of others (transportation only).....		221210-12	12/90	287.137	309.401	310.380	308.282	309.722
Industrial consumer.....		221210-122	12/90	268.189	304.583	305.875	301.018	304.440
Other consumers.....		221210-123	12/90	600.659	625.489	627.012	626.660	626.780
Secondary products and miscellaneous receipts.....		221210-SM						
Miscellaneous receipts.....		221210-M	12/90	190.853	191.075	191.498	191.093	190.483

See footnotes at end of table.

Table 11. Producer price indexes for net output of selected industries and their products, not seasonally adjusted — Continued
 [April 2024]

Title ¹	Industry code	Product code	Index base	Unadjusted index ²				
				Dec. 2023	Jan. 2024 ^P	Feb. 2024 ^P	Mar. 2024 ^P	Apr. 2024 ^P
Construction industries								
New industrial building construction.....	236211		06/07	192.290	193.074	192.897	192.985	192.587
Primary products.....		236211-P	06/07	192.290	193.074	192.897	192.985	192.587
New warehouse building construction.....	236221		12/04	232.383	232.485	232.351	232.491	233.330
Primary products.....		236221-P	12/04	232.383	232.485	232.351	232.491	233.330
New school building construction.....	236222		12/05	223.667	224.708	224.599	224.455	225.165
Primary products.....		236222-P	12/05	223.667	224.708	224.599	224.455	225.165
New office building construction.....	236223		06/06	204.580	205.127	205.174	205.863	205.990
Primary products.....		236223-P	06/06	204.580	205.127	205.174	205.863	205.990
New health care building construction.....	236224		06/12	157.476	157.805	157.782	157.428	157.425
Primary products.....		236224-P	06/12	157.476	157.805	157.782	157.428	157.425
Concrete contractors, nonresidential building work.....	23811X		12/07	175.946	177.310	176.964	177.275	178.479
Primary products.....		23811X-P	12/07	175.946	177.310	176.964	177.275	178.479
Roofing contractors, nonresidential building work.....	23816X		12/07	206.452	206.993	207.620	207.738	209.165
Primary products.....		23816X-P	12/07	206.452	206.993	207.620	207.738	209.165
Electrical contractors, nonresidential building work.....	23821X		12/07	166.978	166.535	166.749	166.740	165.769
Primary products.....		23821X-P	12/07	166.978	166.535	166.749	166.740	165.769
Plumbing, heating and air-conditioning contractors, nonresidential building work.....	23822X		12/07	176.203	176.956	176.862	176.612	176.618
Primary products.....		23822X-P	12/07	176.203	176.956	176.862	176.612	176.618
Manufacturing								
Total manufacturing industries.....			12/84	243.266	244.044	248.361	249.663	251.642
Food mfg.....	311		12/84	253.713	251.958	253.463	255.853	257.208
Animal food mfg.....	3111		12/03	210.623	209.873	207.551	205.506	204.746
Animal food mfg.....	31111		12/03	211.836	211.081	208.745	206.689	205.924
Dog and cat food manufacturing.....	311111		12/85	296.774	296.774	298.549	298.545	298.544
Primary products.....		311111-P	12/85	304.401	304.401	306.228	306.228	306.228
Dog food.....		311111-1	12/85	317.015	317.015	319.009	319.009	319.009
Canned dog food.....		311111-11	12/98	250.149	250.149	255.062	255.062	255.062
Dry and semi moist dog food.....		311111-14	12/11	144.233	144.233	144.682	144.682	144.682
Cat food.....		311111-4	12/85	286.246	286.246	287.778	287.778	287.778
Canned cat food.....		311111-44	12/11	166.326	166.326	167.111	167.111	167.111
Dry and semi moist cat food.....		311111-45	12/98	238.810	238.810	240.126	240.126	240.126
Secondary products and miscellaneous receipts.....		311111-SM						
Miscellaneous receipts.....		311111-M1	12/10	140.857	140.857	140.857	140.857	140.857
Other animal food manufacturing.....	311119		12/80	226.427	224.992	219.496	215.588	214.135
Primary products.....		311119-P	12/80	220.324	218.903	213.303	209.333	207.855
Complete swine feed, supplements, concentrates, and premixes.....		311119-B	12/11	118.044	118.511	116.906	116.828	118.749
Complete beef cattle feed, supplements, concentrates, and premixes.....		311119-H	12/11	120.930	120.247	119.538	116.741	115.233
Poultry, exc. chicken and turkey, and livestock, exc. cattle and swine, feed.....		311119-N	12/80	350.067	350.043	348.382	346.391	346.804
Pet (excluding dog and cat), laboratory, and fur animal feed.....		311119-R	06/91	250.698	243.111	240.052	238.699	236.169
Chicken and turkey feed, supplements, concentrates, and premixes.....		311119-1	12/80	177.635	173.431	166.633	162.501	160.788
Complete dairy cattle feed, supplements, concentrates, and premixes.....		311119-5	12/11	121.868	124.441	118.872	115.296	113.011
Other prepared animal feeds, including feeding materials and adjuncts.....		311119-9	12/80	274.981	272.623	269.328	265.107	264.280
Secondary products and miscellaneous receipts.....		311119-SM						
Miscellaneous receipts.....		311119-M	12/80	268.282	268.204	266.124	263.375	261.841
Secondary products.....		311119-S	12/80	378.948	376.953	376.953	376.917	377.151
Grain & oilseed milling.....	3112		12/03	184.386	185.665	181.619	180.347	179.785
Flour milling & malt mfg.....	31121		12/03	206.267	204.366	201.999	200.228	199.478
Flour milling.....	311211		06/83	235.596	233.283	229.281	225.618	224.032
Primary products.....		311211-P	06/83	239.289	236.915	232.716	228.869	227.168
Prepared flour mixes, including refrigerated and frozen doughs and batters, made in flour mills.....		311211-A	06/83	261.504	260.977	260.882	260.882	260.552
Wheat flour (except flour mixes), made in flour mills.....		311211-1	06/83	260.842	258.171	256.872	250.553	247.301
Wheat mill products, except flour.....		311211-4	06/83	143.393	139.281	126.078	120.862	119.451
Corn mill products.....		311211-7	06/83	211.823	209.939	208.968	208.692	209.572
Other grain mill products.....		311211-9	06/83	289.045	290.879	280.753	281.957	280.060
Secondary products and miscellaneous receipts.....		311211-SM						
Miscellaneous receipts.....		311211-M	06/92	135.500	128.891	126.183	124.490	127.086
Rice milling.....	311212		06/84	235.325	233.428	233.604	235.266	236.655
Primary products.....		311212-P	06/84	234.553	232.662	232.837	234.493	235.878
Milled rice and byproducts.....		311212-0	12/03	225.872	224.051	224.220	225.815	227.148

See footnotes at end of table.

Table 11. Producer price indexes for net output of selected industries and their products, not seasonally adjusted — Continued
 [April 2024]

Title ¹	Industry code	Product code	Index base	Unadjusted index ²				
				Dec. 2023	Jan. 2024 ^P	Feb. 2024 ^P	Mar. 2024 ^P	Apr. 2024 ^P
Rice milling - Continued								
Milled rice (incl second heads, screenings, brewers, bran, sharps, rice flour, and byproducts).....		311212-04	06/03	242.656	239.527	240.269	242.292	243.499
Head rice not packaged with other ingredients.....		311212-06	12/11	135.394	134.641	133.999	134.596	135.287
Malt manufacturing.....	311213		06/85	203.506	202.047	202.357	203.826	202.692
Primary products.....		311213-P	06/85	200.572	198.971	199.277	200.723	199.607
Malt and malt byproducts.....		311213-0	06/85	200.572	198.971	199.277	200.723	199.607
Secondary products and miscellaneous receipts.....		311213-SM1						
Starch & vegetable fats & oils mfg.....	31122		12/03	180.416	182.525	176.840	175.374	174.729
Wet corn milling and starch manufacturing.....	311221		06/85	256.474	256.013	244.807	241.173	234.899
Primary products.....		311221-P	06/85	283.041	282.624	270.838	266.726	259.621
Wet process corn byproducts.....		311221-A	06/85	279.766	281.535	272.139	262.504	252.913
Corn sweeteners, made by wet milling.....		311221-1	06/85	261.537	258.951	260.196	253.055	250.539
Manufactured starch, made by wet milling.....		311221-4	06/85	368.610	370.662	335.183	336.971	337.709
Secondary products and miscellaneous receipts.....		311221-SM						
Soybean and other oilseed processing.....	311224		12/11	102.514	104.420	100.433	99.309	99.698
Primary products.....		311224-P	12/11	92.090	94.894	91.485	90.646	90.124
Cottonseed cake, meal, hulls, and other byproducts.....		311224-B	06/85	555.162	546.241	539.387	534.541	523.937
Cottonseed cake and meal.....		311224-B1	12/11	118.913	118.913	117.584	116.058	112.925
Soybean oil.....		311224-3	12/79	199.948	-	241.043	240.060	238.914
Crude soybean oil, degummed, made from soybeans crushed in the same establishment.....		311224-31	05/88	173.965	297.162	291.251	290.665	290.928
Soybean oil, all other types.....		311224-32	12/03	243.753	228.912	209.857	208.380	205.685
Soybean cake, meal, and other byproducts.....		311224-4	12/79	135.866	129.938	127.158	125.595	123.591
Soybean cake and meal.....		311224-41	12/09	94.603	91.042	89.393	88.198	87.569
Other soybean products, including isolates and concentrates.....		311224-42	12/09	181.856	164.294	155.689	155.423	139.723
Cotton linters.....		311224-7	06/85	106.619	107.685	108.860	108.860	109.926
Other crude and refined vegetable oils and other vegetable mill products.....		311224-9	12/11	194.309	192.468	191.293	190.167	190.012
Other crude vegetable oils, including linseed, peanut, sunflower, safflower, etc.....		311224-91	01/99	379.305	377.064	374.308	373.147	373.147
Other vegetable oil mill products, including all oil seed cake and meal.....		311224-93	12/85	305.243	301.465	300.119	297.741	297.251
Secondary products and miscellaneous receipts.....		311224-SM						
Miscellaneous products.....		311224-M	12/11	100.449	103.620	103.704	100.702	97.784
Fats and oils refining and blending.....	311225		12/81	350.516	355.117	357.651	360.684	359.946
Primary products.....		311225-P	12/81	378.943	376.411	377.517	382.793	381.021
Shortening and cooking oils.....		311225-2	12/81	357.847	351.660	353.105	359.975	357.783
Margarine, butter blends, and butter substitutes.....		311225-4	02/04	159.385	163.778	163.667	163.173	-
Secondary products and miscellaneous receipts.....		311225-SM						
Secondary products.....		311225-S	02/04	146.383	161.287	165.169	162.982	-
Breakfast cereal manufacturing.....	31123		12/03	172.777	175.785	175.785	175.976	175.976
Breakfast cereal manufacturing.....	311230		12/83	287.388	292.390	292.390	292.709	292.709
Primary products.....		311230-P	12/83	299.813	305.449	305.449	305.449	305.449
Breakfast cereal.....		311230-1	12/83	298.273	303.881	303.881	303.881	303.881
Secondary products and miscellaneous receipts.....		311230-SM						
Sugar & confectionery product mfg.....	3113		12/84	263.197	264.351	273.741	280.290	290.424
Sugar mfg.....	31131		12/03	199.292	201.909	215.343	218.840	218.207
Beet sugar manufacturing.....	311313		06/82	204.414	214.737	236.495	240.658	241.623
Primary products.....		311313-P	06/82	209.172	219.799	242.200	246.486	247.480
Beet sugar.....		311313-0	06/82	212.676	223.481	246.257	250.615	251.625
Secondary products and miscellaneous receipts.....		311313-SM1						
Cane sugar manufacturing.....	311314		12/11	123.089	122.062	127.601	129.563	128.614
Primary products.....		311314-P	12/11	123.269	122.238	127.829	129.829	128.871
Raw cane sugar and sugarcane mill products and byproducts.....		311314-1	06/82	237.100	231.670	233.525	236.852	238.164
Refined granulated cane sugar and byproducts.....		311314-3	06/82	259.461	259.855	278.239	282.837	278.475
Secondary products and miscellaneous receipts.....		311314-SM						
Nonchocolate confectionery mfg.....	31134		12/03	182.785	183.070	183.967	184.029	184.079
Nonchocolate confectionery manufacturing.....	311340		12/03	182.730	183.015	183.911	183.974	184.023
Primary products.....		311340-P	12/03	184.344	184.648	185.558	185.558	185.558
Nonchocolate-type confectioneries.....		311340-5	06/83	282.826	283.468	285.389	285.389	285.389
Other confectionery-type products.....		311340-7	06/91	235.823	235.823	235.823	235.823	235.823
Secondary products and miscellaneous receipts.....		311340-SM						
Secondary products.....		311340-S	12/03	188.143	188.106	-	-	-
Chocolate and confectionery manufacturing.....	31135		12/11	133.034	133.019	137.310	143.370	155.658
Chocolate and confectionery mfg. from cacao.....	311351		12/11	163.397	163.768	175.017	198.318	236.536

See footnotes at end of table.

Table 11. Producer price indexes for net output of selected industries and their products, not seasonally adjusted — Continued
 [April 2024]

Title ¹	Industry code	Product code	Index base	Unadjusted index ²				
				Dec. 2023	Jan. 2024 ^P	Feb. 2024 ^P	Mar. 2024 ^P	Apr. 2024 ^P
Chocolate and confectionery mfg. from cacao - Continued								
Primary products.....		311351-P	12/11	162.001	162.363	173.552	196.785	234.527
Chocolate coatings, made from cacao beans.....		311351-1	12/11	184.579	184.848	197.884	224.365	252.533
Chocolate/chocolate-type confectionery products, made from cacao beans.....		311351-4	12/11	130.340	130.381	135.266	135.266	135.266
Other chocolate and cocoa products, made from cacao beans.....		311351-7	12/11	171.670	172.246	186.830	224.058	287.074
Secondary products and miscellaneous receipts.....		311351-SM1						
Confectionery mfg. from purchased chocolate.....	311352		12/11	120.759	120.596	122.234	121.741	124.155
Primary products.....		311352-P	12/11	121.061	120.848	122.629	122.079	124.730
Chocolate/confectionery products, made from purchased chocolate.....		311352-3	12/11	119.760	119.551	121.312	120.768	123.390
Secondary products and miscellaneous receipts.....		311352-SM						
Miscellaneous receipts.....		311352-M	12/11	156.285	158.792	158.792	158.792	158.792
Fruit & vegetable preserving & specialty food mfg.....	3114		12/84	255.129	255.411	256.673	254.954	255.119
Frozen food manufacturing.....	31141		12/03	183.826	183.411	183.554	183.471	184.044
Frozen fruit and vegetable manufacturing.....	311411		06/81	373.021	371.948	370.810	370.467	373.936
Primary products.....		311411-P	06/81	329.044	328.802	327.286	326.936	330.028
Frozen fruits, juices, ades, drinks, and cocktails.....		311411-1	06/81	275.832	276.927	277.078	279.162	280.412
Frozen fruits.....		311411-11	12/90	253.823	256.409	256.764	261.687	264.641
Frozen vegetables.....		311411-4	06/81	359.847	359.093	356.898	355.618	359.506
Frozen vegetables, other than potato products.....		311411-47	12/11	142.396	141.609	142.695	142.926	141.780
Frozen potato products (French-fried, patties, puffs, etc.).....		311411-48	12/11	179.605	179.605	177.003	175.796	179.805
Secondary products and miscellaneous receipts.....		311411-SM						
Miscellaneous receipts.....		311411-M	06/97	898.098	723.123	832.225	840.459	863.103
Frozen specialty food manufacturing.....	311412		12/82	202.950	202.602	203.332	203.311	203.003
Primary products.....		311412-P	12/82	206.918	206.573	207.304	207.263	206.979
Frozen dinners (beef, pork, and poultry pies) and nationality foods, incl. frozen pizza.....		311412-1	12/82	186.884	186.663	186.399	186.919	186.041
Other frozen specialties, incl. all whipped topping, waffles, soups, etc., excluding seafood.....		311412-4	06/91	233.288	232.425	238.117	235.137	238.086
Secondary products and miscellaneous receipts.....		311412-SM						
Secondary products.....		311412-S	12/82	188.639	186.055	189.646	193.575	187.174
Fruit & vegetable canning, pickling & drying.....	31142		12/03	197.395	198.125	199.738	197.452	197.205
Fruit and vegetable canning.....	311421		06/81	292.335	292.432	296.321	291.862	290.982
Primary products.....		311421-P	06/81	293.358	295.237	296.388	292.672	292.004
Canned catsup and other tomato based sauces.....		311421-D	06/81	259.788	260.042	264.611	254.301	254.579
Canned jams, jellies, and preserves.....		311421-G	06/81	262.955	262.931	262.691	262.625	263.004
Canned and fresh fruit juices, nectars, and concentrates.....		311421-K	12/11	147.695	151.064	150.825	150.242	150.179
Pickles and other pickled products, including horseradish.....		311421-Q	06/81	327.272	327.272	327.953	327.953	327.953
Canned fruits, excluding baby foods.....		311421-1	06/81	332.454	333.247	336.575	334.942	333.825
Canned vegetables.....		311421-5	06/81	302.663	303.738	301.822	299.346	296.479
Secondary products and miscellaneous receipts.....		311421-SM						
Miscellaneous receipts.....		311421-M	06/81	169.842	140.622	188.427	171.742	166.038
Secondary products.....		311421-S	06/81	323.439	324.314	326.938	324.735	326.256
Specialty canning.....	311422		12/82	327.435	328.519	328.553	329.536	329.536
Primary products.....		311422-P	12/82	347.435	348.771	348.814	348.860	348.860
Canned baby foods and other canned specialty/nationality foods.....		311422-5	06/08	149.071	149.042	149.758	150.138	150.138
Canned soups and stews, excluding frozen and seafood.....		311422-6	12/82	459.253	462.015	461.254	460.898	460.898
Canned dry beans.....		311422-7	12/82	222.295	222.295	222.295	222.295	222.295
Secondary products and miscellaneous receipts.....		311422-SM						
Dried and dehydrated food manufacturing.....	311423		12/82	304.180	309.588	309.111	303.837	305.015
Primary products.....		311423-P	12/82	319.452	323.848	322.249	315.918	316.153
Soup mixes (including dried/dehydrated/freeze-dried) and bouillon.....		311423-1	12/82	215.116	215.116	215.116	215.116	215.116
Dried and dehydrated fruits and vegetables, including freeze-dried.....		311423-5	12/82	314.590	317.050	316.621	312.450	312.768
Secondary products and miscellaneous receipts.....		311423-SM						
Dairy product mfg.....	3115		12/84	235.349	233.202	235.393	237.644	237.135
Dairy product (except frozen) mfg.....	31151		12/03	167.697	166.028	167.709	169.494	169.097
Fluid milk manufacturing.....	311511		12/82	302.935	299.395	298.785	302.483	303.556
Primary products.....		311511-P	12/82	278.082	274.352	273.833	277.974	278.739
Yogurt, except frozen.....		311511-A	12/82	182.977	183.188	183.035	182.960	182.976
Perishable dairy product alternatives, including plant-based.....		311511-D	12/91	169.240	168.891	168.780	167.136	167.508
Perishable beverage dairy milk alternatives, including plant-based.....		311511-D1	09/23	99.916	99.916	99.866	98.651	98.651
All other perishable dairy product alternatives, including plant-based.....		311511-D2	09/23	100.517	99.487	99.359	99.359	100.458
Fluid milk and cream, bulk sales.....		311511-1	12/91	240.255	232.461	237.578	243.996	246.892
Fluid milk and related products, packaged (incl. cartons, bottles, cans, etc.) excl. U.H.T.....		311511-5	12/82	291.971	287.002	284.371	290.724	292.939
Whole fluid milk, packaged, excluding U.H.T. and flavored.....		311511-51	12/82	272.734	265.584	262.472	268.614	271.300

See footnotes at end of table.

Table 11. Producer price indexes for net output of selected industries and their products, not seasonally adjusted — Continued
 [April 2024]

Title ¹	Industry code	Product code	Index base	Unadjusted index ²				
				Dec. 2023	Jan. 2024 ^P	Feb. 2024 ^P	Mar. 2024 ^P	Apr. 2024 ^P
Fluid milk manufacturing - Continued								
Fluid milk, lowfat, incl. 2.0, 1.0, and 0.5 percent packaged, excl. U.H.T. and flavored.....		311511-52	12/82	297.590	294.112	290.912	298.142	299.833
Fat free or skim milk, packaged, excluding U.H.T. and flavored.....		311511-53	12/82	303.882	308.443	304.505	309.090	309.501
Other fluid milk related products, incl. heavy & light cream, unflavored sour cream, etc.....		311511-59	06/98	253.863	248.388	247.968	252.968	255.224
Cottage cheese (including bakers', pot, and farmers' cheese).....		311511-7	12/82	317.342	317.517	317.916	319.292	319.117
Other packaged milk products incl. flavored milks, eggnog, buttermilk, etc.....		311511-9	12/91	286.240	284.547	284.250	287.115	279.801
Secondary products and miscellaneous receipts.....		311511-SM						
Secondary products.....		311511-S	12/82	292.741	292.677	291.006	289.023	292.175
Creamery butter manufacturing.....								
Primary products.....	311512	311512-P	06/84	183.769	184.508	193.672	201.656	208.217
Creamery butter.....		311512-0	06/84	180.926	181.654	190.676	198.536	204.996
Cheese manufacturing.....								
Primary products.....	311513	311513-P	06/81	193.684	190.297	192.937	192.944	190.722
Raw liquid whey.....		311513-A	12/04	216.246	247.912	264.987	269.319	280.959
Natural cheese (cheddar, Swiss, Italian, brick, cream, grated, dried etc.) excl. cottage cheese.....		311513-1	06/81	171.137	167.868	169.682	168.759	166.940
Natural cheese, except lowfat, shipped in consumer packages or containers (3 lbs. or less).....		311513-1111	12/04	140.387	139.545	139.664	139.641	139.631
Natural cheese, except lowfat, shipped in packages or containers (more than 3 lbs.) or bulk.....		311513-1121	12/04	110.324	106.926	109.131	107.477	105.314
Lowfat natural cheese, except cottage cheese, shipped in consumer packages (3 lbs. or less).....		311513-1131	06/10	113.852	113.953	114.028	113.963	113.945
Lowfat natural cheese, except cottage cheese, shipped in packages (more than 3 lbs.) or in bulk.....		311513-1141	06/10	117.125	111.781	114.931	114.605	110.963
Process cheese and related products.....		311513-4	06/81	187.467	179.808	183.753	183.639	182.752
Process cheese, shipped in consumer packages or containers (3 lbs. or less) ..		311513-41	06/10	125.019	121.707	124.492	124.685	122.772
All other process cheese and related products.....		311513-49	06/10	138.345	131.042	133.811	133.480	134.040
Process cheese, shipped in packages or containers (more than 3 lbs.) or in bulk.....		311513-4921	06/10	137.786	130.877	127.563	128.006	131.460
Cheese food, spread, and other related products.....		311513-4961	12/11	109.671	103.594	110.565	109.695	107.861
Secondary products and miscellaneous receipts.....		311513-SM						
Miscellaneous receipts.....		311513-M	06/81	271.195	264.742	264.305	266.039	267.845
Secondary products.....		311513-S	06/81	179.154	183.441	187.848	195.751	189.178
Dry, condensed, and evaporated dairy products.....								
Primary products.....	311514	311514-P	12/83	204.820	206.381	209.802	213.666	211.157
Ice cream mixes and related products.....		311514-A	04/00	151.257	149.533	148.938	151.828	152.266
Dairy product alternatives, including plant-based.....		311514-D	06/92	197.419	197.442	197.477	198.866	198.854
Dry milk products and mixtures.....		311514-1	12/83	182.324	183.509	188.592	192.877	188.218
Milk products, shipped in consumer-type cans, excluding substitutes.....		311514-5	12/83	328.933	338.342	338.301	338.777	340.365
Concentrated milk products shipped in bulk (barrels, drums, and tanks).....		311514-7	12/83	138.575	146.440	146.410	148.458	145.604
Secondary products and miscellaneous receipts.....		311514-SM						
Secondary products.....		311514-S	12/83	135.986	133.024	136.493	142.096	143.718
Ice cream and frozen dessert mfg.....								
Ice cream and frozen dessert manufacturing.....	311520	311520-P	06/83	278.352	278.668	279.022	278.630	278.715
Primary products.....		311520-0	06/83	281.870	282.251	282.614	282.199	282.283
Ice cream and frozen dessert manufacturing.....		311520-01	06/83	281.870	282.251	282.614	282.199	282.283
Ice cream, incl. custards (excl. lowfat and nonfat) shipped in bulk (containers 3 gal or more).....		311520-02	06/83	284.913	283.689	282.890	285.755	287.301
Ice cream, incl. custards (excl. lowfat and nonfat) shipped in sizes less than 3 gallons.....		311520-03	06/83	280.536	281.483	281.483	280.452	280.056
Ice cream, including custards (excluding lowfat and nonfat), novelty forms.....		311520-04	06/92	212.694	212.550	213.411	213.885	214.172
Ice cream, including custards, lowfat and nonfat.....		311520-06	12/98	161.402	161.434	161.511	160.418	161.404
Frozen desserts containing fats other than butterfat (incl. soy, rice, almond, oats, etc.).....		311520-09	12/22	105.291	105.428	105.438	105.438	105.438
Other frozen desserts (yogurt, sherbet, water ices, mellorine, frozen pudding, gelato, etc.).....		311520-09	12/98	215.200	215.162	215.924	215.524	215.423
Secondary products and miscellaneous receipts.....		311520-SM						
Miscellaneous receipts.....		311520-M	06/83	322.110	319.878	320.862	320.862	320.862
Secondary products.....		311520-S	06/83	191.827	191.078	191.170	191.214	191.345
Animal slaughtering & processing.....								
Animal, except poultry, slaughtering.....	31161		12/84	222.886	216.959	218.488	224.283	229.093
Primary products.....	311611	311611-P	12/80	262.717	252.654	253.214	258.261	259.576
Pork, fresh/frozen, unprocessed, all cuts, except sausage, made in slaughtering plants.....		311611-A	12/80	258.460	248.513	249.069	254.103	255.413
Pork, processed or cured, not canned or made into sausage, made in slaughtering plants.....		311611-G	12/80	182.397	169.377	161.438	160.868	167.971
Fresh and processed sausage, deli, and cooked meats, made in slaughtering plants.....		311611-J	12/80	271.894	266.894	250.575	274.764	259.425
			12/80	318.387	309.909	303.915	306.873	315.450

See footnotes at end of table.

Table 11. Producer price indexes for net output of selected industries and their products, not seasonally adjusted — Continued
 [April 2024]

Title ¹	Industry code	Product code	Index base	Unadjusted index ²				
				Dec. 2023	Jan. 2024 ^P	Feb. 2024 ^P	Mar. 2024 ^P	Apr. 2024 ^P
Animal, except poultry, slaughtering - Continued								
Hides, skins, and pelts, made in slaughtering plants.....		311611-Q	12/80	86.776	89.439	82.282	81.656	80.854
Miscellaneous byproducts of slaughtering plants.....		311611-R	12/80	534.810	517.037	513.914	519.576	526.750
Beef, fresh or frozen, not canned or made into sausage, made in slaughtering plants.....		311611-1	12/80	288.900	279.994	287.744	295.319	293.523
Beef, fresh/frozen whole/half carcass, not canned or made into sausage, misp..		311611-10	12/80	274.946	289.746	306.245	309.140	297.146
Beef, fresh/frozen variety meats, not canned or made into sausage, made in slaughtering plants.....		311611-16	12/80	290.467	294.659	303.851	312.126	319.751
Beef, fresh/frozen, primal and subprimal cuts, made in slaughtering plants.....		311611-17	12/95	260.267	249.480	255.615	262.756	261.399
Lamb/mutton, fresh or frozen, not canned or made into sausage, made in slaughtering plants.....		311611-7	12/95	317.331	317.575	323.757	324.117	323.955
Secondary products and miscellaneous receipts.....		311611-SM						
Secondary products.....		311611-S	12/80	161.988	159.211	159.137	156.772	156.254
Meat processed from carcasses.....	311612		12/82	225.311	220.744	222.041	226.630	232.962
Primary products.....		311612-P	12/82	219.060	214.594	215.949	220.441	226.628
Other processed, frozen, or cooked meats, made from purchased carcasses.....		311612-A	12/82	216.128	211.168	216.661	222.293	230.310
Boxed meat (beef, pork, lamb, etc.), made from purchased carcasses.....		311612-A1	06/08	136.567	140.975	141.945	143.818	147.149
Frozen ground meat patties and other processed, frozen, or cooked meats, mfpc.....		311612-A5	09/16	126.082	120.791	124.790	128.612	133.840
Pork, processed or cured, not canned or made into sausage, mfpc.....		311612-1	12/82	168.407	165.153	163.756	164.914	170.393
Pork, sweet-pickled, dry-cured, or dry salt, not canned or made into sausage, mfpc.....		311612-11	09/16	126.675	126.946	125.890	125.845	125.989
Smoked hams and picnics, excluding canned, made from purchased carcasses.....		311612-12	06/08	162.136	159.683	151.077	143.890	155.804
Smoked slab bacon, made from purchased carcasses.....		311612-13	09/16	119.782	115.662	113.856	117.654	116.237
Smoked sliced bacon, made from purchased carcasses.....		311612-14	06/08	153.228	147.831	151.152	157.612	163.102
Other smoked pork, not canned or made into sausage, made from purchased carcasses.....		311612-15	06/08	154.559	155.122	153.140	154.003	152.759
Boiled ham, barbecue pork, and other cooked pork, except canned meats and sausage, mfpc.....		311612-16	06/08	113.035	113.069	113.067	113.073	113.067
Sausage and similar products, excluding canned, made from purchased carcasses.....		311612-4	12/82	253.487	248.139	245.140	251.956	254.889
Fresh sausage (pork sausage, breakfast links, etc.), excluding canned, mfpc....		311612-41	12/82	307.843	291.915	294.419	308.699	325.173
Dry or semidry sausage (salami, cervelat, pepperoni, summer sausage, pork roll, etc), mfpc.....		311612-42	12/82	230.840	228.948	220.445	227.898	223.313
Frankfurters, including wieners, excluding canned, made from purchased carcasses.....		311612-43	12/82	276.757	274.886	273.094	274.752	274.518
Other sausage (smoked or cooked) & jellied goods & similar preparations, excluding canned, mfpc.....		311612-44	12/82	226.695	226.060	224.036	224.691	225.351
Secondary products and miscellaneous receipts.....		311612-SM						
Secondary products.....		311612-S	12/82	233.941	229.338	227.397	231.182	236.872
Rendering and meat byproduct processing.....	311613		12/82	332.858	306.864	288.304	281.435	277.481
Primary products.....		311613-P	12/82	320.396	295.376	278.604	271.684	267.734
Lard, inedible tallow, and other greases, excluding wool grease.....		311613-2	12/82	375.667	351.786	335.363	326.066	325.218
Animal and marine feed and fertilizer byproducts.....		311613-5	12/82	264.490	241.763	226.687	221.424	216.727
Meat and bone meal.....		311613-51	12/82	197.476	167.307	150.681	147.526	142.136
Animal and marine feed and fertilizer byproducts, except meat and bone meal..		311613-52	12/82	357.209	346.166	333.797	325.537	321.997
Secondary products and miscellaneous receipts.....		311613-SM						
Poultry processing.....	311615		12/81	174.618	173.422	177.340	185.716	194.109
Primary products.....		311615-P	12/81	178.243	177.089	181.155	189.820	198.450
Processed poultry and small game (except soups), containing 20 percent or more poultry or meat.....		311615-D	12/81	128.493	125.823	135.411	150.520	161.099
Young chickens, including bulk, chilled, frozen, whole, and in parts.....		311615-1	12/81	208.476	206.258	209.256	215.866	226.303
Turkeys (including frozen, whole, and parts).....		311615-7	12/81	183.325	191.218	185.652	186.439	184.974
Other poultry and small game (including frozen), whole, and parts.....		311615-9	12/90	315.336	312.792	298.040	298.040	294.939
Secondary products and miscellaneous receipts.....		311615-SM						
Secondary products.....		311615-S	12/81	37.480	35.177	33.960	32.238	32.130
Seafood product preparation & packaging.....	3117		12/03	185.193	185.630	186.836	188.291	189.068
Seafood product preparation and packaging.....	31171		12/03	185.193	185.630	186.836	188.291	189.068
Seafood product preparation and packaging.....	311710		12/11	129.642	129.947	130.792	131.810	132.354
Primary products.....		311710-P	12/11	129.227	129.537	130.396	131.439	131.993
Prepared frozen shellfish.....		311710-3	12/96	165.000	166.368	168.950	169.098	171.079
Prepared fresh fish/seafood, inc. surimi/surimi-based products.....		311710-6	12/82	414.001	417.733	420.400	419.187	420.212
Prepared frozen fish.....		311710-7	12/82	297.666	297.524	299.766	302.520	305.354
Other prepared fresh and frozen seafood.....		311710-9	12/96	230.840	230.072	230.934	242.306	240.576
Secondary products and miscellaneous receipts.....		311710-SM						
Secondary products.....		311710-S	12/82	178.223	-	-	-	-
Bakeries & tortilla mfg.....	3118		12/03	188.719	189.608	189.720	189.898	189.885
Bread & bakery product mfg.....	31181		12/03	201.906	203.279	203.287	203.574	203.737

See footnotes at end of table.

Table 11. Producer price indexes for net output of selected industries and their products, not seasonally adjusted — Continued
 [April 2024]

Title ¹	Industry code	Product code	Index base	Unadjusted index ²				
				Dec. 2023	Jan. 2024 ^P	Feb. 2024 ^P	Mar. 2024 ^P	Apr. 2024 ^P
Retail bakeries.....	311811		12/03	232.344	234.873	235.455	235.455	237.072
Primary products.....		311811-P	12/99	256.711	258.635	259.395	259.395	261.505
Retail bakery products.....		311811-0	12/99	256.711	258.635	259.395	259.395	261.505
Secondary products and miscellaneous receipts.....		311811-SM						
Miscellaneous receipts.....		311811-M	06/07	235.169	236.625	236.625	236.625	236.613
Commercial bakeries.....	311812		06/80	453.648	453.661	453.975	454.951	454.904
Primary products.....		311812-P	06/80	448.809	448.825	449.260	450.520	450.315
Bread (white, wheat, rye, etc.), including frozen.....		311812-1	06/80	452.333	451.357	451.908	454.511	452.374
White pan bread.....		311812-15	12/11	144.491	144.122	144.514	146.004	144.425
White hearth bread (French, Italian, etc.).....		311812-16	12/11	145.528	145.661	145.374	145.383	145.611
Dark wheat breads (whole wheat, cracked wheat, multigrain, etc.).....		311812-17	12/11	143.557	143.743	143.993	144.352	144.055
Other variety breads (rye, unleavened, raisin, potato, self-rising, salt-free, canned, etc.).....		311812-18	12/11	131.081	130.254	130.230	130.676	130.795
Rolls, bread-type (including muffins, bagels, and croissants), including frozen.....		311812-5	06/80	420.527	420.706	422.491	422.261	422.371
Rolls, hamburger and wiener.....		311812-51	12/11	132.997	132.979	134.167	134.008	134.185
All other rolls, bread-type (incl. muffins, bagels, and croissants).....		311812-59	12/11	153.046	153.182	153.233	153.232	153.136
Soft cakes, excluding frozen.....		311812-7	06/80	494.654	497.360	492.908	494.126	493.211
Pies (fruit, cream, and custard), excluding frozen.....		311812-8	06/80	524.179	525.178	522.180	523.415	523.004
Other sweet goods, excluding frozen.....		311812-9	06/80	462.915	462.909	463.234	465.300	470.772
Secondary products and miscellaneous receipts.....		311812-SM						
Secondary products.....		311812-S	06/80	411.945	412.001	410.865	408.607	410.101
Frozen cakes and other pastries manufacturing.....	311813		06/91	239.400	249.333	248.012	247.638	247.909
Primary products.....		311813-P	12/82	344.783	357.402	355.281	354.680	355.115
Frozen cakes, pies, and other pastries.....		311813-0	12/82	344.783	357.402	355.281	354.680	355.115
Secondary products and miscellaneous receipts.....		311813-SM						
Secondary products.....		311813-S	06/91	195.176	211.655	211.655	211.655	211.655
Cookie, cracker & pasta mfg.....	31182		12/03	167.096	166.697	166.739	166.767	166.697
Cookie and cracker manufacturing.....	311821		06/83	263.266	263.324	263.369	263.369	263.369
Primary products.....		311821-P	06/83	261.199	261.265	261.315	261.315	261.315
Crackers, biscuits, and related products.....		311821-2	06/83	252.004	252.083	252.083	252.083	252.083
Saltines and all other crackers, cracker meal and crumbs, and biscuits.....		311821-24	01/12	101.345	101.377	101.377	101.377	101.377
Cookies, wafers, and ice cream cones and cups (excluding frozen).....		311821-4	06/83	266.315	266.370	266.456	266.456	266.456
Secondary products and miscellaneous receipts.....		311821-SM						
Secondary products.....		311821-S	06/83	278.731	278.731	278.731	278.731	-
Dry pasta, dough, and flour mixes manufacturing from purchased flour.....	311824		06/85	257.672	256.541	256.621	256.696	256.506
Primary products.....		311824-P	12/11	136.267	135.543	135.461	135.365	135.499
Prepared flour mixes (incl refrigerated & frozen doughs & batters) made from purchased flour.....		311824-1	06/85	241.584	241.900	242.343	242.087	242.445
Flour mixes (refrigerated & frozen doughs & batters), ex cake mixes, made from purchased flour.....		311824-12	06/85	237.757	238.086	238.570	238.303	238.676
Dry macaroni, spaghetti and egg noodle products (excluding canned or frozen).....		311824-3	06/85	285.838	280.568	279.015	279.015	279.015
Secondary products and miscellaneous receipts.....		311824-SM						
Secondary products.....		311824-S	06/85	329.295	329.125	329.098	329.069	328.851
Tortilla mfg.....	31183		12/03	179.578	183.250	184.912	184.799	183.273
Tortilla manufacturing.....	311830		12/03	179.580	183.252	184.914	184.801	183.275
Primary products.....		311830-P	06/91	220.331	225.112	227.196	226.924	225.070
Tortillas, sold in bulk or packages, excluding frozen or canned.....		311830-0	06/91	220.331	225.112	227.196	226.924	225.070
Secondary products and miscellaneous receipts.....		311830-SM						
Miscellaneous receipts.....		311830-M	12/03	138.409	137.611	137.611	137.611	137.611
Secondary products.....		311830-S	12/03	182.264	181.841	183.113	185.606	183.255
Other food manufacturing.....	3119		12/03	177.748	177.976	181.389	183.297	181.841
Snack food mfg.....	31191		12/03	186.384	186.796	189.814	199.145	193.686
Roasted nuts and peanut butter manufacturing.....	311911		12/03	149.115	150.185	150.067	152.520	151.838
Primary products.....		311911-P	12/03	149.042	150.160	150.018	152.558	151.833
Nuts and seeds (salted, roasted, cooked, or blanched).....		311911-1	06/91	187.919	189.844	189.882	194.002	193.143
Nuts (salted, roasted, cooked, or blanched), sold in bulk.....		311911-11	06/91	155.200	157.070	157.034	160.838	160.069
Canned nuts (salted, roasted, cooked, or blanched).....		311911-12	06/91	154.505	152.202	153.986	152.453	152.549
All other packaged nuts, including all types of seeds (salted, roasted, cooked, or blanched).....		311911-13	06/91	253.593	252.744	252.982	253.067	252.688
Peanut butter.....		311911-4	12/85	241.293	238.104	235.769	230.990	229.268
Secondary products and miscellaneous receipts.....		311911-SM						
Secondary products.....		311911-S	06/91	165.692	165.071	165.071	164.891	166.047
Other snack food manufacturing.....	311919		06/91	258.241	258.241	264.370	281.138	270.749
Primary products.....		311919-P	12/85	294.470	294.470	299.562	319.076	306.986
Potato chips and sticks, plain and flavored.....		311919-1	12/85	285.668	285.668	289.005	296.415	299.246
Corn chips and related products.....		311919-4	12/85	284.967	284.967	289.752	332.856	294.563

See footnotes at end of table.

Table 11. Producer price indexes for net output of selected industries and their products, not seasonally adjusted — Continued
 [April 2024]

Title ¹	Industry code	Product code	Index base	Unadjusted index ²				
				Dec. 2023	Jan. 2024 ^P	Feb. 2024 ^P	Mar. 2024 ^P	Apr. 2024 ^P
Other snack food manufacturing - Continued								
Other chips, sticks (hard pretzels, bacon rinds, popcorn (except candied), etc.) . . .		311919-7	12/03	206.126	206.126	211.396	215.630	215.630
Secondary products and miscellaneous receipts		311919-SM						
Coffee & tea mfg.	31192		12/03	188.268	187.911	187.440	187.399	186.214
Coffee and tea manufacturing	311920		06/81	263.259	262.760	262.102	262.044	260.387
Primary products		311920-P	06/81	248.454	247.982	247.357	247.302	245.731
Roasted coffee		311920-1	06/81	263.147	262.572	262.008	261.863	259.942
Coffee, concentrated, including coffee substitutes		311920-5	06/81	212.457	212.457	212.457	212.457	212.457
Tea in consumer packages		311920-7	12/85	184.885	184.920	183.713	184.220	184.395
Secondary products and miscellaneous receipts		311920-SM						
Miscellaneous receipts		311920-M	12/00	220.466	220.466	220.466	220.466	—
Flavoring syrup & concentrate mfg.	31193		12/03	161.459	162.747	162.747	162.747	162.747
Flavoring syrup and concentrate manufacturing	311930		12/85	239.581	241.466	241.466	241.466	241.466
Primary products		311930-P	12/85	250.302	251.677	251.677	251.677	251.677
Liquid beverage bases, excluding use by soft drink bottlers		311930-1	12/85	307.272	282.561	282.561	282.561	282.561
Soft drink flavoring syrup, sold in bulk		311930-6	05/15	138.940	147.068	147.068	147.068	147.068
Other flavoring agents (except chocolate syrups)		311930-8	12/85	161.663	164.429	164.429	164.429	164.429
Secondary products and miscellaneous receipts		311930-SM						
Secondary products		311930-S	06/07	169.494	177.627	177.627	177.627	177.627
Seasoning & dressing mfg.	31194		12/03	195.419	196.086	197.098	197.066	197.181
Mayonnaise, dressing, and sauce manufacturing	311941		12/03	187.877	188.090	188.878	188.663	188.784
Primary products		311941-P	06/81	339.292	339.867	341.289	341.297	341.537
Vinegar and cider		311941-1	12/85	185.305	185.305	185.691	185.691	185.691
Prepared sauces, excluding tomato-based sauces and sauces comprised of 20 percent or more meat		311941-4	06/81	282.398	283.657	285.351	285.351	285.753
Mayonnaise, salad dressings, and sandwich spreads		311941-7	06/81	341.087	340.688	341.517	341.534	341.534
Spoon-type salad dressing incl. mayonnaise, sandwich spreads, refrigerated dressings, semisolid		311941-75	06/07	184.281	183.927	184.662	184.662	184.662
Pourable-type salad dressing (reduced calorie, cheese, vinegar and oil, etc.)		311941-76	06/07	161.237	161.237	161.237	161.259	161.259
Secondary products and miscellaneous receipts		311941-SM						
Miscellaneous receipts		311941-M	06/94	150.332	150.332	150.332	150.332	150.332
Secondary products		311941-S	06/81	285.228	284.033	285.302	281.757	281.767
Spice and extract manufacturing	311942		12/03	195.028	196.210	197.444	197.628	197.730
Primary products		311942-P	12/03	197.139	198.379	199.676	199.736	199.843
Table salt (evaporated), pepper (white and black), and other spices		311942-1	06/85	265.406	266.219	271.931	272.744	273.216
Pepper and other spices in commercial sizes (1 lb or more)		311942-16	05/17	110.915	112.141	112.141	113.366	114.077
Flavoring extracts, emulsions, liquid flavors, and food colorings		311942-6	12/85	363.458	369.147	369.147	369.147	369.147
Dry mix food preparations		311942-7	06/91	167.569	167.878	167.878	167.611	167.611
Secondary products and miscellaneous receipts		311942-SM						
Secondary products		311942-S	12/03	162.429	—	—	—	—
All other food mfg.	31199		12/03	161.191	160.751	169.282	165.225	166.816
Perishable prepared food manufacturing	311991		12/03	146.829	146.584	147.034	147.748	152.192
Primary products		311991-P	12/85	210.396	210.033	210.693	211.755	218.335
Perishable prepared foods		311991-0	12/85	210.396	210.033	210.693	211.755	218.335
Secondary products and miscellaneous receipts		311991-SM						
Miscellaneous receipts		311991-M	12/03	233.382	233.382	233.363	233.363	233.363
All other miscellaneous food manufacturing	311999		12/03	165.712	165.052	182.996	173.325	171.245
Primary products		311999-P	12/03	161.717	160.889	179.459	169.709	167.703
All other miscellaneous manufactured foods		311999-0	12/03	161.717	160.889	179.459	169.709	167.703
Secondary products and miscellaneous receipts		311999-SM						
Beverage & tobacco mfg.	312		12/03	201.136	203.782	206.708	207.122	207.166
Beverage mfg.	3121		12/84	233.895	237.727	240.197	240.893	240.770
Soft drink & ice mfg.	31211		12/03	181.911	187.659	191.637	192.138	191.695
Soft drink manufacturing	312111		06/81	301.833	312.768	320.751	321.793	320.854
Primary products		312111-P	06/81	310.555	321.880	330.329	331.473	330.339
Soft drinks, non-carbonated		312111-A	12/00	176.697	186.663	193.937	194.440	193.908
Soft drinks, non-carbonated, fruit drinks, cocktails, and ades		312111-A4	12/11	126.355	135.974	139.610	138.383	138.718
Soft drinks, non-carbonated, iced tea and other types		312111-A9	06/07	136.709	139.828	146.335	147.726	146.868
Soft drinks, energy and sport		312111-B	01/24	—	100.000	103.238	105.406	102.124
Soft drinks, carbonated, bottled, canned, glass, plastic		312111-2	12/11	167.720	172.546	175.992	175.334	176.817
Secondary products and miscellaneous receipts		312111-SM						
Miscellaneous receipts		312111-M	06/81	226.788	234.699	245.733	246.524	251.445
Secondary products		312111-S	06/81	326.808	335.760	—	—	—
Bottled water manufacturing	312112		12/03	115.814	116.825	116.372	116.192	116.253

See footnotes at end of table.

Table 11. Producer price indexes for net output of selected industries and their products, not seasonally adjusted — Continued
 [April 2024]

Title ¹	Industry code	Product code	Index base	Unadjusted index ²				
				Dec. 2023	Jan. 2024 ^P	Feb. 2024 ^P	Mar. 2024 ^P	Apr. 2024 ^P
Bottled water manufacturing - Continued								
Primary products.....		312112-P	12/03	114.351	115.356	114.907	114.725	114.786
Bottled water.....		312112-0	12/00	112.276	113.263	112.822	112.644	112.703
Secondary products and miscellaneous receipts.....		312112-SM						
Ice manufacturing.....	312113		12/85	304.761	300.560	300.693	301.741	304.935
Primary products.....		312113-P	12/85	292.871	288.761	288.891	288.891	288.891
Ice, manufactured (cubed, crushed, etc.), including can or block.....		312113-0	12/03	196.204	193.450	193.538	193.538	193.538
Secondary products and miscellaneous receipts.....		312113-SM						
Miscellaneous receipts.....		312113-M	08/98	221.191	221.191	221.191	221.764	221.764
Breweries.....	31212		12/03	155.189	156.053	156.113	156.418	156.723
Breweries.....	312120		06/82	232.802	234.098	234.188	234.646	235.103
Primary products.....		312120-P	06/82	230.538	232.002	232.099	232.616	233.133
Canned beer and ale case goods.....		312120-1	06/82	238.598	239.433	239.213	240.518	240.847
Bottled beer and ale case goods.....		312120-5	06/82	201.056	201.809	201.803	201.910	201.910
Beer and ale in barrels and kegs.....		312120-7	06/82	320.282	323.235	323.710	323.834	325.558
All other malt beverages and brewing products.....		312120-9	06/82	182.343	185.081	185.766	185.706	184.404
Secondary products and miscellaneous receipts.....		312120-SM						
Miscellaneous receipts.....		312120-M	12/02	166.799	166.799	166.799	166.799	166.799
Wineries.....	31213		12/03	147.783	147.703	147.647	147.923	148.029
Wineries.....	312130		12/83	205.394	205.290	205.205	205.589	205.735
Primary products.....		312130-P	12/83	210.666	210.429	210.468	210.875	211.030
Wines, brandy, and brandy spirits.....		312130-0	12/98	150.427	150.258	150.286	150.577	150.687
Wines, white, red, and rose grape, and other fruits, 14 percent or less alcohol.....		312130-08	12/11	117.361	117.237	117.271	117.611	117.773
Wines, white grape, 14 percent or less alcohol content.....		312130-0811	12/83	173.028	173.094	173.013	173.415	173.628
Wines, red grape, 14 percent or less alcohol content.....		312130-0821	12/83	221.706	221.107	221.298	222.036	222.276
Wines, rose grape and other fruits and berries, 14 percent or less alcohol.....		312130-0831	12/11	144.183	144.422	144.916	145.734	146.977
Wines, dessert, effervescent, and wine coolers.....		312130-09	12/11	132.598	132.375	132.449	128.420	128.970
All other wines, brandy, and brandy spirits.....		312130-0B	06/06	164.230	163.960	163.761	165.434	163.921
Secondary products and miscellaneous receipts.....		312130-SM						
Miscellaneous receipts.....		312130-M	12/91	173.750	176.848	173.675	173.675	173.675
Distilleries.....	31214		12/03	110.350	110.350	110.534	111.613	111.600
Distilleries.....	312140		06/83	181.597	181.597	181.899	183.681	183.661
Primary products.....		312140-P	06/83	176.579	176.579	176.865	178.635	178.619
Distilled liquor, excluding brandy.....		312140-2	07/98	82.626	82.626	82.578	84.349	84.349
Distilled whiskey, all other distilled liquor, excluding brandy.....		312140-22	12/11	124.832	124.832	124.759	127.435	127.435
Bottled liquor, excluding brandy.....		312140-5	06/83	200.236	200.236	200.948	200.947	200.911
Bottled whiskey.....		312140-5B	06/12	102.600	102.600	102.658	102.658	102.658
Bottled gin, vodka, rum, cordials, cocktails, and similiar compounds.....		312140-5C	06/12	105.054	105.054	105.939	105.937	105.886
Secondary products and miscellaneous receipts.....		312140-SM						
Miscellaneous receipts.....		312140-M	08/83	204.603	204.603	206.848	204.603	204.603
Secondary products.....		312140-S	12/97	-	-	-	101.384	-
Tobacco mfg.....	3122		12/84	1,120.595	1,129.293	1,153.066	1,153.653	1,155.296
Tobacco manufacturing.....	31223		12/82	1,226.868	1,236.391	1,262.419	1,263.061	1,264.860
Tobacco manufacturing.....	312230		12/11	204.436	206.023	210.360	210.467	210.766
Primary products.....		312230-P	12/11	209.890	211.500	215.963	216.073	216.381
Tobacco stemming and redrying.....		312230-0	06/84	119.206	119.690	119.690	122.560	122.591
Tobacco, unstemmed leaf, redried before packing.....		312230-01	12/03	122.629	123.152	123.152	128.461	128.519
Tobacco, stemmed.....		312230-04	06/84	107.210	107.619	107.619	107.619	-
Cigarettes, excluding electronic.....		312230-1	12/82	1,362.878	1,373.795	1,407.185	1,407.185	1,407.185
Other tobacco products.....		312230-9	12/03	238.082	239.508	240.178	240.178	242.973
Cigars.....		312230-91	12/82	657.856	657.951	657.951	657.951	659.564
Chewing and smoking tobacco.....		312230-94	12/82	983.327	990.899	994.472	994.472	1,008.775
Secondary products and miscellaneous receipts.....		312230-SM						
Textile mills.....	313		12/03	169.093	169.280	169.139	169.710	169.897
Fiber, yarn, and thread mills.....	3131		12/84	168.156	168.770	168.344	170.479	170.902
Fiber, yarn, and thread mills.....	31311		12/84	168.156	168.770	168.344	170.479	170.902
Fiber, yarn, and thread mills.....	313110		12/11	117.069	117.497	117.200	118.686	118.980
Primary products.....		313110-P	12/11	117.005	117.433	117.136	118.622	118.916
Spun yarns.....		313110-4	12/82	152.796	152.796	152.635	156.499	156.499
Cotton spun yarns.....		313110-42	05/22	81.023	81.023	81.023	82.882	82.882
Rayon, acetate, and lyocell spun yarns.....		313110-45	12/82	179.885	179.885	179.885	179.885	179.885
Noncellulosic fiber and other natural fiber (excluding cotton and wool) spun yarns.....		313110-47	12/96	144.276	144.276	142.306	142.306	142.306

See footnotes at end of table.

Table 11. Producer price indexes for net output of selected industries and their products, not seasonally adjusted — Continued
 [April 2024]

Title ¹	Industry code	Product code	Index base	Unadjusted index ²				
				Dec. 2023	Jan. 2024 ^P	Feb. 2024 ^P	Mar. 2024 ^P	Apr. 2024 ^P
Fiber, yarn, and thread mills - Continued								
Other noncellulosic fiber & other natural fiber yarns, spun & finished in the same est.....		313110-475	12/11	125.987	125.987	122.081	122.081	122.081
Textured and twisted yarns.....		313110-6	12/82	201.459	203.020	202.163	202.151	203.224
Textured/crimped/bulked filament yarns, incl. stretch yarn, made from purchased filament yarn.....		313110-6H	12/82	219.037	220.905	219.835	219.690	220.972
Fabric mills.....	3132		12/03	162.356	162.567	162.847	163.020	163.269
Broadwoven fabric mills.....	31321		12/03	162.903	163.065	163.659	163.638	164.191
Broadwoven fabric mills.....	313210		12/03	162.853	163.015	163.609	163.588	164.141
Primary products.....		313210-P	12/03	161.379	161.547	162.063	162.041	162.613
Fabricated textile products, made in weaving mills.....		313210-W	12/06	139.154	139.884	149.266	145.342	149.915
Cotton broadwoven fabrics.....		313210-4	09/21	120.726	121.012	120.366	120.589	120.973
Manmade, silk, and other natural fiber (excluding cotton and wool) broadwoven fabrics.....		313210-8	09/21	110.697	110.720	110.877	111.021	111.210
Greige manmade, silk, and other natural fiber (exc cotton/wool) broadwoven fabrics.....		313210-81	06/11	120.449	120.315	120.317	120.535	120.752
Finished manmade, silk, & natural fiber (exc cotton/wool) broadwoven, finished in weaving mills.....		313210-83	06/81	186.549	187.211	188.143	188.143	188.418
Secondary products and miscellaneous receipts.....		313210-SM						
Narrow fabric mills and schiffli embroidery.....	31322		06/84	247.967	249.484	249.617	248.810	250.124
Narrow fabric mills and schiffli embroidery.....	313220		06/84	251.394	252.931	253.066	252.248	253.580
Primary products.....		313220-P	06/84	253.760	255.336	255.474	254.635	256.001
Woven narrow fabrics (12 inches or less in width).....		313220-2	06/84	243.800	245.966	246.156	244.872	246.750
Braided narrow fabrics (12 inches or less in width).....		313220-4	06/84	364.607	364.618	364.618	365.702	365.702
Secondary products and miscellaneous receipts.....		313220-SM						
Secondary products.....		313220-S	06/84	283.417	283.426	283.496	283.496	283.479
Nonwoven fabric mills.....	31323		12/03	150.804	150.941	151.096	151.486	151.533
Nonwoven fabric mills.....	313230		12/85	180.107	180.269	180.454	180.918	180.974
Primary products.....		313230-P	12/85	185.513	185.680	185.872	186.351	186.409
Nonwoven fabrics.....		313230-1	12/85	188.264	188.442	188.617	189.122	189.188
Pressed, punched, or needled felts, excluding hats.....		313230-5	12/85	164.053	164.053	164.586	164.664	164.586
Secondary products and miscellaneous receipts.....		313230-SM1						
Knit fabric mills.....	31324		12/03	165.859	165.993	166.116	166.078	166.086
Knit fabric mills.....	313240		12/11	139.486	139.599	139.702	139.671	139.677
Primary products.....		313240-P	12/11	136.120	136.233	136.336	136.304	136.311
Weft (circular) knit fabrics.....		313240-2	06/81	160.994	160.994	161.167	161.130	161.202
Weft (circular) knit fabrics, greige goods (excluding hosiery).....		313240-21	06/81	160.526	160.526	160.526	160.526	160.526
Weft (circular) knit fabrics, knit and finished in the same establishment (excl hosiery).....		313240-23	12/94	162.120	162.120	162.393	162.335	161.982
Other knit fabrics and laces.....		313240-4	06/81	180.643	180.937	181.019	180.977	180.915
Warp knit fabrics, greige goods (excluding hosiery).....		313240-41	06/81	230.177	230.177	230.177	229.048	229.048
Warp knit fabrics, knit and finished in same establishment.....		313240-43	12/03	150.258	150.738	150.871	151.372	151.271
Secondary products and miscellaneous receipts.....		313240-SM1						
Textile and fabric finishing mills.....	3133		12/03	189.869	189.644	188.890	188.929	188.792
Textile and fabric finishing mills.....	31331		12/03	189.324	188.744	187.821	187.801	187.267
Textile and fabric finishing mills.....	313310		12/11	149.463	149.006	148.278	148.263	147.842
Primary products.....		313310-P	12/11	150.671	150.193	149.432	149.416	148.976
Textile and fabric finishing, except broadwoven.....		313310-B	12/03	158.306	158.025	154.190	151.891	148.975
Finished broadwoven fabrics, finished in finishing mills.....		313310-4	12/03	207.329	206.574	206.863	207.846	208.322
Commission finishing of cotton broadwoven fabrics.....		313310-43	06/84	314.867	314.592	314.308	314.037	313.786
Other finished broadwoven fabrics (excl. cotton and wool), finished in finishing mills.....		313310-45	06/84	269.617	267.896	270.496	276.267	279.709
Other commission finishing of broadwoven fabrics (excl. cotton & wool).....		313310-47	06/84	304.037	302.647	301.588	300.479	299.404
Secondary products and miscellaneous receipts.....		313310-SM						
Fabric coating mills.....	31332		12/03	197.649	198.201	197.796	197.966	198.701
Fabric coating mills.....	313320		06/85	279.106	279.884	279.312	279.552	280.590
Primary products.....		313320-P	06/85	272.193	272.956	272.396	272.631	273.626
Vinyl coated fabrics, including expanded vinyl coated.....		313320-1	06/85	264.774	264.958	264.238	264.289	264.163
Rubber coated fabrics, garments, and footwear.....		313320-4	12/03	218.796	226.126	226.126	226.126	226.377
Coated or laminated fabrics and coated yarns, incl. impregnated fabrics.....		313320-5	06/06	162.777	162.777	162.447	162.651	163.579
Secondary products and miscellaneous receipts.....		313320-SM						
Secondary products.....		313320-S	06/85	215.409	215.876	215.434	215.715	216.326
Textile product mills.....	314		12/03	158.765	160.542	158.917	160.550	160.810
Textile furnishings mills.....	3141		12/03	152.985	154.761	152.385	154.803	154.828

See footnotes at end of table.

Table 11. Producer price indexes for net output of selected industries and their products, not seasonally adjusted — Continued
 [April 2024]

Title ¹	Industry code	Product code	Index base	Unadjusted index ²				
				Dec. 2023	Jan. 2024 ^P	Feb. 2024 ^P	Mar. 2024 ^P	Apr. 2024 ^P
Carpet and rug mills.....	31411		12/84	187.586	190.432	186.308	190.309	190.351
Carpet and rug mills.....	314110		06/90	171.676	174.281	170.507	174.168	174.207
Primary products.....		314110-P	06/90	173.022	175.663	171.843	175.549	175.598
Carpet and rugs.....		314110-0	06/90	173.022	175.663	171.843	175.549	175.598
Secondary products and miscellaneous receipts.....		314110-SM						
Curtain and linen mills.....	31412		12/03	157.914	158.139	158.598	158.599	158.599
Curtain and linen mills.....	314120		06/83	184.738	185.003	185.540	185.541	185.541
Primary products.....		314120-P	06/83	182.544	182.562	183.123	183.123	183.123
Curtains and draperies, made from purchased materials.....		314120-1	06/84	225.113	225.113	227.402	227.402	227.402
Other household textile products, made from purchased materials.....		314120-8	06/83	179.688	179.713	179.713	179.713	179.713
Bedspreads, made from purchased materials.....		314120-83	06/83	152.318	152.318	152.318	152.318	152.318
Other household furnishings, made from purchased materials.....		314120-89	06/83	165.230	165.258	165.258	165.258	165.258
Secondary products and miscellaneous receipts.....		314120-SM						
Miscellaneous receipts.....		314120-M	06/83	199.901	205.970	205.970	205.970	205.970
Secondary products.....		314120-S	06/83	249.655	252.898	252.906	252.979	252.979
Other textile product mills.....	3149		12/03	164.464	166.217	165.661	166.185	166.765
Textile bag and canvas mills.....	31491		12/03	169.845	171.251	171.765	171.777	173.825
Textile bag and canvas mills.....	314910		12/11	141.728	142.901	143.328	143.338	145.048
Primary products.....		314910-P	12/11	143.476	144.577	144.577	144.577	146.496
Textile bags.....		314910-1	12/85	214.875	221.146	221.146	221.146	221.146
Duffie bags.....		314910-11	12/02	—	—	179.354	179.354	179.354
All other textile bags.....		314910-13	12/85	—	229.273	229.273	229.273	229.273
Canvas and related products.....		314910-5	12/85	370.132	371.726	371.726	371.726	377.453
Secondary products and miscellaneous receipts.....		314910-SM						
Miscellaneous receipts.....		314910-M	12/11	115.661	115.661	115.661	115.661	115.661
Secondary products.....		314910-S	12/11	163.306	165.702	170.965	171.092	171.160
All other textile product mills.....	31499		12/03	160.705	162.614	161.542	162.311	162.174
Rope, twine, tire cord, and tire fabric mills.....	314994		12/11	114.917	115.763	113.722	113.994	113.878
Primary products.....		314994-P	12/11	112.693	113.495	111.459	111.725	111.608
Rope, cordage, and twine.....		314994-4	06/85	290.161	293.080	293.116	294.562	293.930
Tire cord and tire fabrics.....		314994-7	06/84	143.681	144.323	139.382	139.382	139.382
Secondary products and miscellaneous receipts.....		314994-SM						
Miscellaneous receipts.....		314994-M	12/11	151.389	154.220	153.556	154.000	154.000
All other miscellaneous textile product mills.....	314999		12/03	157.186	159.295	158.843	159.725	159.601
Primary products.....		314999-P	12/03	157.254	159.419	158.787	159.413	159.268
Embroideries (excluding Schiffl machine products) and embroidery contractors.....		314999-6	12/11	130.598	131.094	131.094	131.094	131.094
Trimmings and findings, excluding automobile and apparel.....		314999-7	12/03	202.672	208.998	208.998	224.959	225.472
All other miscellaneous fabricated textile products.....		314999-8	12/03	154.923	157.642	156.706	156.838	156.562
Secondary products and miscellaneous receipts.....		314999-SM						
Miscellaneous receipts.....		314999-M	12/03	178.930	180.352	180.352	180.741	180.741
Secondary products.....		314999-S	12/03	138.343	140.555	141.912	146.652	146.645
Apparel manufacturing.....	315		12/03	127.830	129.115	129.372	130.816	131.041
Apparel knitting mills.....	3151		12/84	139.860	139.860	139.860	139.860	139.860
Apparel Knitting Mills.....	31512		12/22	101.432	101.432	101.432	101.432	101.432
Apparel knitting mills.....	315120		12/22	101.432	101.432	101.432	101.432	101.432
Primary products.....		315120-P	12/22	101.449	101.449	101.449	101.449	101.449
Hosiery and socks.....		315120-1	12/10	116.886	116.886	116.886	116.886	116.886
Hosiery and socks.....		315120-10	05/20	107.614	107.614	107.614	107.614	107.614
Other apparel knitting mills.....		315120-2	12/11	117.457	117.457	117.457	117.457	117.457
Secondary products and miscellaneous receipts.....		315120-SM						
Cut and sew apparel manufacturing.....	3152		12/03	124.686	126.302	126.638	128.205	128.159
Cut and sew apparel contractors.....	31521		12/03	127.898	127.898	127.898	134.169	134.169
Cut and sew apparel contractors.....	315210		12/11	121.984	121.984	121.984	127.965	127.965
Primary products.....		315210-P	12/11	122.256	122.256	122.256	128.365	128.365
Contract receipts for men's and boys' (including unisex) apparel.....		315210-4	12/03	149.888	149.888	149.888	153.562	153.562
Contract receipts for men's and boys' pants, work apparel, and other outerwear.....		315210-48	06/07	134.854	134.854	134.854	134.854	134.854
Secondary products and miscellaneous receipts.....		315210-SM						
Cut and sew apparel manufacturing (except contractors).....	31525		12/22	100.082	101.822	102.183	102.199	102.149
Cut and sew apparel manufacturing (except contractors).....	315250		12/22	100.093	101.831	102.190	102.207	102.159
Primary products.....		315250-P	12/22	100.010	101.758	102.129	102.139	102.074
Men's and boys' cut and sew apparel manufacturing.....		315250-1	12/11	138.996	140.264	141.695	141.705	141.287

See footnotes at end of table.

Table 11. Producer price indexes for net output of selected industries and their products, not seasonally adjusted — Continued
 [April 2024]

Title ¹	Industry code	Product code	Index base	Unadjusted index ²				
				Dec. 2023	Jan. 2024 ^P	Feb. 2024 ^P	Mar. 2024 ^P	Apr. 2024 ^P
Cut and sew apparel manufacturing (except contractors) - Continued								
Men's and boys' nightwear, robes, and underwear, made from purchased fabrics.....		315250-11	12/03	166.100	166.100	166.100	166.771	166.771
Men's and boys' suits, coats, and overcoats, made from purchased fabrics.....		315250-12	12/80	225.145	225.145	225.752	225.752	225.752
Men's and boys' shirts, except work shirts, made from purchased fabrics.....		315250-13	06/83	189.784	191.436	199.390	199.390	199.390
Men's and boys' pants, except work pants, made from purchased fabrics.....		315250-14	12/81	—	—	—	—	266.785
Men's and boys' work clothing, made from purchased fabrics.....		315250-15	12/81	178.677	178.677	179.022	179.022	—
Men's and boys' other outerwear, made from purchased fabrics.....		315250-16	12/83	207.364	219.242	220.829	220.829	221.074
Women's, girls', and infants' cut and sew apparel manufacturing.....		315250-2	12/11	104.617	107.014	107.014	107.031	107.064
Women's and girls' lingerie and nightwear, made from purchased fabrics.....		315250-21	12/03	119.242	119.242	119.242	119.242	119.242
Women's and girls' blouses and shirts, made from purchased fabrics.....		315250-22	06/83	169.581	173.031	173.034	173.034	173.034
Women's and girls' dresses, made from purchased fabrics.....		315250-23	12/80	126.886	132.791	132.791	132.791	132.856
Women's and girls' suits, coats, and skirts, made from purchased fabrics.....		315250-24	12/82	130.392	130.392	130.392	130.392	130.629
Women's and girls' other outerwear, made from purchased fabrics.....		315250-25	06/83	109.768	109.768	109.768	109.836	109.836
Other cut and sew apparel manufacturing.....		315250-3	12/22	103.334	104.823	105.293	105.293	105.293
Fur and leather apparel, made from purchased materials.....		315250-31	12/03	207.572	207.572	209.499	209.499	209.499
All other cut and sew apparel, made from purchased materials.....		315250-32	12/03	157.325	159.924	160.531	160.531	160.531
Secondary products and miscellaneous receipts.....		315250-SM						
Miscellaneous receipts.....		315250-M	12/11	128.955	129.342	129.342	129.342	130.688
Secondary products.....		315250-S	12/11	123.600	126.739	126.676	127.326	127.308
Accessories and other apparel manufacturing.....	3159		12/03	163.284	164.211	164.304	164.304	167.150
Accessories and other apparel manufacturing.....	31599		12/03	163.280	164.208	164.300	164.300	167.147
Accessories and other apparel manufacturing.....	315990		12/11	146.892	147.726	147.807	147.807	150.374
Primary products.....		315990-P	12/11	141.917	142.730	142.730	142.730	145.420
All other accessories and apparel.....		315990-B	12/03	140.295	140.295	140.295	140.295	140.295
Leather belts, made from purchased materials.....		315990-BC	06/85	173.027	173.027	173.027	173.027	173.027
All other apparel accessories, made from purchased materials.....		315990-BE	12/11	140.331	140.331	140.331	140.331	140.331
Hats, caps, and millinery products.....		315990-4	12/90	269.547	273.281	273.281	273.281	285.636
Men's and boys' fabric, straw, and felt hats, made from purchased materials.....		315990-41	12/90	295.809	298.670	298.670	298.670	314.092
Women's, girls', and infants' fabric, straw, and felt hats, made from purchased materials.....		315990-43	12/90	159.903	159.903	159.903	159.903	166.400
Hat bodies and fabric caps, made from purchased materials.....		315990-45	12/90	268.540	283.344	283.344	283.344	283.344
Gloves and mittens, made from purchased materials.....		315990-7	12/03	186.587	186.587	186.587	186.587	186.587
Secondary products and miscellaneous receipts.....		315990-SM						
Miscellaneous receipts.....		315990-M	12/11	158.468	158.468	158.468	158.468	158.468
Secondary products.....		315990-S	12/11	139.498	141.204	143.576	143.579	143.579
Leather and allied product manufacturing.....	316		12/84	203.351	203.724	205.087	205.353	205.761
Leather and hide tanning and finishing.....	3161		06/81	204.611	205.611	205.865	206.831	206.307
Leather and hide tanning and finishing.....	31611		06/81	204.611	205.611	205.865	206.831	206.307
Leather and hide tanning and finishing.....	316110		06/81	204.464	205.463	205.717	206.682	206.158
Primary products.....		316110-P	06/81	200.472	201.455	201.706	202.656	202.141
Finished and unfinished leather.....		316110-1	12/97	109.520	110.123	110.276	110.859	110.623
Tanning or finishing leather owned by others, and furs, dressed and dyed or bleached.....		316110-2	06/11	133.249	133.249	133.249	133.249	132.443
Contract and commission receipts for tanning or finishing leather owned by others.....		316110-21	06/81	208.241	208.241	208.241	208.241	206.981
Secondary products and miscellaneous receipts.....		316110-SM						
Footwear manufacturing.....	3162		12/03	157.953	157.986	159.391	159.410	160.530
Footwear manufacturing.....	31621		12/03	157.953	157.986	159.391	159.410	160.530
Footwear manufacturing.....	316210		12/11	139.623	139.652	140.892	140.909	141.900
Primary products.....		316210-P	12/11	138.404	138.418	139.600	139.617	140.655
Rubber and plastics footwear, including athletic footwear.....		316210-1	12/80	163.947	162.051	166.168	166.168	166.168
Men's footwear (size 6 and larger), excluding athletic.....		316210-2	12/93	204.754	205.092	207.165	207.211	208.397
Women's footwear (size 4 and larger), excluding athletic.....		316210-5	12/93	148.272	148.660	148.660	148.660	151.948
Secondary products and miscellaneous receipts.....		316210-SM						
Miscellaneous receipts.....		316210-M	12/11	167.047	168.256	172.913	172.913	171.158
Other leather product manufacturing.....	3169		12/03	157.880	158.089	159.408	159.421	159.421
Other leather product manufacturing.....	31699		12/03	157.880	158.090	159.409	159.422	159.422
Other leather and allied product manufacturing.....	316990		12/22	105.705	105.845	106.728	106.737	106.737
Primary products.....		316990-P	12/22	105.747	105.889	106.782	106.792	106.792
Women's and children's handbags and purses.....		316990-1	06/06	133.644	133.644	133.644	133.698	133.698
All other leather goods and allied products.....		316990-2	12/11	138.697	138.932	140.421	140.421	140.421
Luggage (including suitcases, travel bags, backpacks, and other types).....		316990-21	12/84	180.420	180.599	185.300	185.300	185.300
Personal leather goods (excluding women's handbags and purses).....		316990-22	06/82	207.371	207.371	207.371	207.371	207.371
Boot and shoe cut stock and findings.....		316990-24	12/06	136.600	136.600	136.600	136.600	136.600

See footnotes at end of table.

Table 11. Producer price indexes for net output of selected industries and their products, not seasonally adjusted — Continued
 [April 2024]

Title ¹	Industry code	Product code	Index base	Unadjusted index ²				
				Dec. 2023	Jan. 2024 ^P	Feb. 2024 ^P	Mar. 2024 ^P	Apr. 2024 ^P
Other leather and allied product manufacturing - Continued								
All other miscellaneous leather goods.....		316990-25	12/03	173.694	174.136	174.136	174.136	174.136
Secondary products and miscellaneous receipts.....		316990-SM						
Miscellaneous receipts.....		316990-M	12/11	154.304	154.304	154.304	154.304	154.304
Wood product manufacturing.....	321		12/03	181.547	181.993	182.761	184.085	186.183
Sawmills and wood preservation.....	3211		12/03	140.892	143.217	144.115	145.572	147.193
Sawmills and wood preservation.....	32111		12/03	140.892	143.217	144.115	145.572	147.193
Sawmills.....	321113		12/80	193.480	197.793	199.561	202.081	205.041
Primary products.....		321113-P	12/03	128.635	129.715	130.942	132.718	134.823
Hardwood lumber, made in sawmills.....		321113-1	12/03	104.318	104.150	103.667	101.062	103.388
Softwood lumber, made in sawmills.....		321113-3	12/03	120.894	122.572	124.817	129.190	131.304
Softwood dressed lumber, less than 2 inches in nominal thickness, not edge worked.....		321113-32	06/12	106.392	106.813	117.599	126.700	134.926
Softwood dressed 2-inch lumber, 2 inches in nominal thickness only, not edge worked.....		321113-33	06/12	130.744	133.335	136.338	142.826	144.736
Softwood dressed lumber and timbers, more than 2 inches in nominal thickness, not edge worked.....		321113-34	06/12	114.692	118.215	115.039	117.579	120.762
Wood chips, excluding field chips.....		321113-5	12/80	142.651	143.691	144.217	143.841	143.808
Wood ties, siding, shingles, and shakes, and contract sawing of logs owned by others.....		321113-7	12/03	186.142	185.736	183.048	183.048	183.048
Secondary products and miscellaneous receipts.....		321113-SM						
Wood preservation.....	321114		06/85	284.557	284.182	283.480	284.036	284.017
Primary products.....		321114-P	06/85	282.511	282.354	281.348	281.919	282.413
Wood poles, piles, and posts owned and treated by the same establishment.....		321114-1	06/85	436.975	434.528	432.986	434.107	437.004
Other wood products owned and treated by the same establishment.....		321114-5	06/85	236.356	237.751	236.715	237.073	235.888
Receipts for treating wood owned by others w/ arsenical chemicals, creosote, & other chemicals.....		321114-9	06/85	224.436	224.436	225.458	225.458	226.917
Secondary products and miscellaneous receipts.....		321114-SM						
Plywood and engineered wood product mfg.....	3212		12/03	179.020	178.802	178.050	181.333	185.870
Plywood and engineered wood product mfg.....	32121		12/03	179.020	178.802	178.050	181.333	185.870
Hardwood veneer and plywood manufacturing.....	321211		06/85	222.638	220.179	220.012	219.813	222.024
Primary products.....		321211-P	06/85	232.990	230.243	229.908	229.663	232.041
Hardwood veneer, including veneer backed with paper, cloth, or other flexible material.....		321211-1	12/03	137.439	137.136	136.402	136.384	138.598
Hardwood plywood.....		321211-4	12/12	156.199	151.995	151.643	151.739	151.853
Hardwood veneered panels, including two-ply veneers.....		321211-7	06/85	233.568	231.531	234.054	232.474	235.369
Secondary products and miscellaneous receipts.....		321211-SM						
Softwood veneer and plywood manufacturing.....	321212		12/80	250.856	252.513	247.791	247.096	250.138
Primary products.....		321212-P	12/80	264.804	266.643	261.325	260.551	263.813
Softwood veneer, incl. veneer backed w/ paper, cloth, or other flexible material.....		321212-1	12/80	184.102	183.200	182.872	187.911	193.206
Softwood plywood products: rough, sanded, and specialties.....		321212-4	12/11	187.744	190.224	184.637	181.082	181.762
Secondary products and miscellaneous receipts.....		321212-SM						
Secondary products.....		321212-S	12/80	173.013	173.249	173.362	173.281	174.872
Engineered wood member manufacturing.....	321215		12/22	88.782	88.545	88.565	87.625	88.193
Primary products.....		321215-P	12/22	89.001	88.655	88.787	87.791	88.015
Engineered wood members (excluding trusses).....		321215-1	12/06	209.814	206.995	208.179	208.041	207.969
Laminated veneer lumber.....		321215-11	12/03	233.903	233.410	236.485	236.057	236.057
Other engineered structural wood members, excluding trusses & laminated veneer lumber.....		321215-12	12/03	263.753	258.622	259.060	259.050	258.911
Wood trusses.....		321215-2	12/03	268.890	268.904	268.840	264.664	265.658
Secondary products and miscellaneous receipts.....		321215-SM						
Reconstituted wood product manufacturing.....	321219		06/91	285.754	285.774	284.740	304.085	320.678
Primary products.....		321219-P	06/91	287.827	288.206	286.847	307.051	324.379
Hardboard products.....		321219-B	12/11	183.203	184.029	184.029	184.029	184.029
Particleboard made from particleboard produced at the same location.....		321219-1	12/82	342.744	340.696	340.772	341.122	341.122
Medium density fiberboard (MDF) made from MDF produced at the same location.....		321219-3	06/84	—	251.076	250.639	251.671	—
Secondary products and miscellaneous receipts.....		321219-SM						
Other wood product manufacturing.....	3219		12/03	199.452	199.132	200.609	200.821	201.872
Millwork.....	32191		12/03	193.794	194.095	197.111	197.252	198.683
Wood window and door manufacturing.....	321911		12/03	200.142	200.415	205.877	205.841	206.555
Primary products.....		321911-P	12/03	196.932	197.255	202.406	202.295	203.044
Wood window units.....		321911-1	06/83	376.091	376.091	388.045	388.045	388.045
Double hung wood window units.....		321911-11	06/13	167.180	167.180	172.300	172.300	172.300
Casement wood window units.....		321911-12	06/13	184.848	184.848	190.660	190.660	190.660

See footnotes at end of table.

Table 11. Producer price indexes for net output of selected industries and their products, not seasonally adjusted — Continued
 [April 2024]

Title ¹	Industry code	Product code	Index base	Unadjusted index ²				
				Dec. 2023	Jan. 2024 ^P	Feb. 2024 ^P	Mar. 2024 ^P	Apr. 2024 ^P
Wood window and door manufacturing - Continued								
All other wood window units, including horizontal sliding, awning and single hung.....		321911-13	06/13	157.605	157.605	163.237	163.237	163.237
Wood sash, excluding sash shipped in window units.....		321911-3	06/83	378.806	378.806	392.023	392.023	392.023
Wood window & door frames, incl. door frames in door units, excl. window frames in window units.....		321911-5	06/83	205.279	205.279	207.431	207.431	209.756
Wood panel, flush, & molded face doors, interior & exterior, incl. doors with glazed sections.....		321911-7	06/83	348.756	348.601	357.767	356.928	359.712
Other wood doors, incl. garage, patio, bifold, cabinet, screen, storm and louver. . .		321911-9	06/83	321.684	324.431	333.217	333.256	333.324
Secondary products and miscellaneous receipts.....		321911-SM						
Secondary products.....		321911-S	12/03	189.661	189.118	191.889	191.289	191.059
Cut stock, resawing lumber, and planing.....	321912		12/03	184.744	185.381	185.749	186.955	188.371
Primary products.....		321912-P	12/03	177.874	178.615	179.044	180.449	182.098
Softwood lumber, made from purchased lumber.....		321912-3	12/03	233.914	234.454	233.954	234.199	235.099
Hardwood cut stock and dimension.....		321912-6	06/84	267.131	269.717	272.303	275.700	279.096
Softwood cut stock and dimension.....		321912-8	12/80	190.772	191.061	189.277	194.440	194.501
Sawn wood fence stock, wood lath, and contract resawing and planing.....		321912-9	12/03	213.544	213.544	213.544	213.544	213.544
Secondary products and miscellaneous receipts.....		321912-SM						
Other millwork, including flooring.....	321918		12/03	188.158	188.239	189.370	189.000	191.532
Primary products.....		321918-P	12/03	186.539	186.721	186.962	186.570	189.515
Wood moldings.....		321918-2	06/83	366.062	366.014	366.014	366.239	365.582
Other wood millwork products, including stairwork, exterior millwork, and softwood flooring.....		321918-5	12/03	162.273	162.544	162.813	162.956	168.165
Hardwood flooring.....		321918-7	06/84	264.930	265.213	265.765	263.232	265.605
Hardwood flooring, other than oak and maple.....		321918-72	12/03	177.094	177.094	170.981	170.981	170.981
Oak and maple hardwood flooring.....		321918-73	06/84	239.430	239.703	240.765	238.328	240.612
Secondary products and miscellaneous receipts.....		321918-SM						
Secondary products.....		321918-S	12/03	225.132	223.493	222.211	227.030	228.545
Wood container and pallet manufacturing.....	32192		12/03	187.338	185.397	183.740	183.360	182.663
Wood container and pallet manufacturing.....	321920		12/03	187.325	185.383	183.727	183.347	182.649
Primary products.....		321920-P	12/03	181.210	179.265	177.702	177.314	176.596
Nailed and lock-corner wood boxes.....		321920-1	06/85	209.169	209.169	209.169	209.169	209.169
Wood box and crate shook.....		321920-3	06/85	227.836	226.090	226.630	223.154	226.031
Wood pallets and pallet containers, wood and metal combination.....		321920-5	12/03	194.894	193.339	191.399	191.104	189.137
Other wood container parts and wood containers.....		321920-7	12/03	119.108	111.760	111.760	111.760	121.154
Secondary products and miscellaneous receipts.....		321920-SM						
Miscellaneous receipts.....		321920-M	12/03	195.409	188.596	174.936	172.983	171.144
Secondary products.....		321920-S	12/03	181.601	182.004	181.396	181.736	182.220
All other wood product manufacturing.....	32199		12/03	207.457	207.125	207.873	208.599	210.074
Manufactured home, mobile home, manufacturing.....	321991		06/81	482.732	482.795	483.718	483.831	486.205
Primary products.....		321991-P	06/81	482.800	482.863	483.787	483.900	486.275
Manufactured homes (mobile homes), all width sizes (incl. multisection).....		321991-1	06/81	483.788	483.851	484.777	484.890	487.270
Secondary products and miscellaneous receipts.....		321991-SM						
Prefabricated wood building manufacturing.....	321992		12/84	405.053	403.381	403.336	404.746	408.051
Primary products.....		321992-P	12/84	390.392	388.659	388.569	389.976	393.192
Prefabricated stationary wood buildings, components (not sold as complete units).....		321992-1	12/89	201.847	210.849	211.264	211.264	211.264
Prefabricated stationary wood buildings, shipped in panel form (complete units).....		321992-5	12/84	598.982	587.754	587.201	590.112	603.736
Prefabricated stationary wood buildings, precut packages (complete units).....		321992-6	12/84	523.888	517.740	517.660	520.092	518.957
Prefabricated stationary wood buildings, shipped in three-dimensional assemblies.....		321992-7	12/84	398.230	400.604	400.604	401.500	401.500
Prefabricated stationary wood buildings, three-dimensional assemblies, residential.....		321992-71	12/84	388.275	390.828	390.828	391.793	391.793
Prefabricated stationary wood buildings, three-dimensional assemblies, nonresidential.....		321992-72	12/84	461.649	461.848	461.848	461.891	461.891
Secondary products and miscellaneous receipts.....		321992-SM						
Miscellaneous receipts.....		321992-M	06/98	279.918	283.274	284.830	284.052	286.093
Secondary products.....		321992-S	08/92	400.276	400.166	401.018	401.742	402.945
Miscellaneous wood product manufacturing.....	321999		12/03	151.614	151.420	152.618	153.594	154.849
Primary products.....		321999-P	06/84	224.706	223.855	225.607	226.990	229.013
All other miscellaneous wood products.....		321999-0	06/02	146.824	146.268	147.413	148.317	149.639
Secondary products and miscellaneous receipts.....		321999-SM						
Paper manufacturing.....	322		12/03	181.583	181.517	181.696	181.381	182.377
Pulp, paper & paperboard mills.....	3221		12/03	173.270	174.039	173.916	174.237	174.793
Pulp mills.....	32211		12/82	223.521	226.869	227.903	232.911	239.725
Pulp mills.....	322110		12/82	223.520	226.867	227.901	232.910	239.724
Primary products.....		322110-P	12/82	247.400	251.105	252.250	257.793	265.335

See footnotes at end of table.

Table 11. Producer price indexes for net output of selected industries and their products, not seasonally adjusted — Continued
 [April 2024]

Title ¹	Industry code	Product code	Index base	Unadjusted index ²				
				Dec. 2023	Jan. 2024 ^P	Feb. 2024 ^P	Mar. 2024 ^P	Apr. 2024 ^P
Pulp mills - Continued								
Special alpha and dissolving wood pulp, incl. sulfite and sulfate and other wood pulp.....		322110-6	12/11	113.122	114.981	115.576	118.460	123.442
All other miscellaneous pulp, other than wood, and pulp mill by-products, incl. turpentine.....		322110-9	06/88	352.127	353.670	353.670	353.670	329.746
Paper mills.....	32212		06/81	238.112	238.330	238.066	237.952	237.042
Paper mills.....	322120		12/03	162.815	162.965	162.787	162.703	162.081
Primary products.....		322120-P	12/03	164.093	164.208	164.271	163.698	163.054
Bleached bristol, clay-coated, uncoated, and industrial converted paper.....		322120-1	12/11	129.209	130.037	129.866	128.750	127.991
Construction paper.....		322120-2	12/11	139.324	139.324	140.690	142.052	142.052
Sanitary tissue paper products, made in paper mills.....		322120-4	06/83	239.266	238.686	238.608	238.319	237.981
Newsprint and uncoated ground-wood paper.....		322120-5	12/03	123.398	122.291	121.679	117.777	113.414
Secondary products and miscellaneous receipts.....		322120-SM						
Paperboard mills.....	32213		12/82	361.027	363.643	363.353	364.060	366.901
Paperboard mills.....	322130		12/82	361.429	364.045	363.748	364.455	367.302
Primary products.....		322130-P	12/82	345.150	347.422	346.626	347.302	350.193
Bleached packaging and industrial converting paperboard.....		322130-B	05/21	127.816	127.816	127.816	127.816	127.816
Unbleached kraft packaging and industrial converting paperboard.....		322130-1	12/82	332.368	333.373	332.793	333.433	336.011
Recycled paperboard.....		322130-7	12/82	392.423	388.848	386.417	388.094	395.508
Secondary products and miscellaneous receipts.....		322130-SM						
Converted paper product mfg.....	3222		12/03	187.870	187.457	187.756	187.125	188.446
Paper container mfg.....	32221		12/84	320.951	320.066	320.200	318.879	321.093
Corrugated and solid fiber box manufacturing.....	322211		03/80	423.337	419.755	418.881	420.688	424.247
Primary products.....		322211-P	03/80	423.848	420.320	419.328	421.029	424.667
Corrugated and solid fiber boxes, including pallets.....		322211-0	03/80	423.848	420.320	419.328	421.029	424.667
Corrugated shipping containers for food and beverages and carryout boxes for retail food.....		322211-01	03/80	356.933	353.536	352.486	351.817	356.053
Corrugated shipping containers for paper and allied products.....		322211-02	03/80	396.595	395.892	395.457	407.128	409.519
Corrugated shipping containers for metal and electrical machinery.....		322211-03	06/02	261.130	246.268	246.197	247.189	253.218
Corrugated shipping containers for all other end uses.....		322211-04	03/80	432.123	428.416	425.346	426.492	427.777
Corrugated paperboard in sheets and rolls, lined and unlined.....		322211-05	03/80	360.380	364.513	364.467	364.467	364.467
Other corrugated and solid fiber products, including containers, pallets, pads, etc.....		322211-09	06/02	262.024	261.462	262.021	263.028	266.897
Secondary products and miscellaneous receipts.....		322211-SM						
Miscellaneous receipts.....		322211-M	06/02	287.604	287.140	286.418	290.217	295.491
Secondary products.....		322211-S	12/90	218.203	214.976	216.647	219.087	219.104
Folding paperboard box manufacturing.....	322212		12/83	238.569	241.464	243.457	238.924	239.248
Primary products.....		322212-P	12/83	233.206	236.155	238.176	233.533	233.837
Folding paperboard boxes, packaging, and packaging components.....		322212-0	12/83	233.206	236.155	238.176	233.533	233.837
Secondary products and miscellaneous receipts.....		322212-SM						
Other paperboard container manufacturing.....	322219		12/11	144.074	144.416	144.448	141.102	142.276
Primary products.....		322219-P	12/11	148.682	149.068	149.105	145.334	146.656
Setup (rigid) paperboard boxes.....		322219-1	12/83	492.906	492.906	492.906	496.056	496.865
Paperboard fiber drums with ends of any material.....		322219-7	12/85	505.619	506.114	508.118	510.044	521.809
Fiber cans, tubes, and similar fiber products.....		322219-8	12/85	437.937	438.183	438.038	429.513	442.069
Fiber cans, all fiber and composite.....		322219-81	12/85	388.249	388.606	388.457	374.819	391.867
Fiber cores and tubes.....		322219-82	12/85	458.504	458.504	458.374	461.063	463.595
Paperboard cones, reels, spools, bobbins, blocks, and all vulcanized fiber products.....		322219-83	12/02	166.660	166.660	166.660	166.660	166.660
Secondary products and miscellaneous receipts.....		322219-SM						
Paper bag and coated and treated paper mfg.....	32222		12/03	174.804	175.353	174.920	175.251	177.088
Paper bag and coated and treated paper manufacturing.....	322220		12/11	132.879	133.296	132.967	133.218	134.615
Primary products.....		322220-P	12/11	132.453	132.838	132.481	132.686	134.062
Specialty bags, pouches, and liners, multiweb laminations and foil, except film-film.....		322220-C	12/83	310.965	311.193	308.609	308.335	307.605
Uncoated single-web paper grocers' bags and sacks and variety and shopping bags.....		322220-D	12/83	489.402	489.402	489.204	510.046	510.046
Laminated aluminum foil rolls and sheets for flexible packaging uses.....		322220-F	12/03	163.969	163.869	163.830	163.869	164.251
Pasted, lined, laminated, or surface-coated paperboard.....		322220-G	12/84	335.013	335.013	333.941	333.941	334.224
Single-web paper, rolls and sheets, including waxed, for flexible packaging uses.....		322220-H	12/87	299.452	299.851	299.851	299.851	299.851
Multiweb laminated rolls and sheets, except foil, for flexible packaging uses.....		322220-J	12/03	160.576	162.815	162.815	162.580	162.706
Pressure-sensitive products.....		322220-N	12/82	245.377	245.266	243.917	243.870	244.928
Wallcoverings.....		322220-7	06/85	186.113	186.113	186.113	186.113	186.113
Converted foil for nonpackaging applications.....		322220-8	06/13	122.601	122.601	122.601	122.601	122.601
Other coated and processed papers, except for packaging uses.....		322220-9	12/11	121.851	122.878	122.637	122.110	126.329
Secondary products and miscellaneous receipts.....		322220-SM						
Miscellaneous receipts.....		322220-M	12/11	145.648	145.648	147.631	153.581	160.641

See footnotes at end of table.

Table 11. Producer price indexes for net output of selected industries and their products, not seasonally adjusted — Continued
 [April 2024]

Title ¹	Industry code	Product code	Index base	Unadjusted index ²				
				Dec. 2023	Jan. 2024 ^P	Feb. 2024 ^P	Mar. 2024 ^P	Apr. 2024 ^P
Stationery product mfg.	32223		12/03	210.376	206.834	210.551	211.185	211.358
Stationery product manufacturing.	322230		12/11	164.486	161.722	164.626	165.122	165.257
Primary products.		322230-P	12/11	165.754	162.693	165.705	166.216	166.353
Die-cut paper and paperboard office supplies.		322230-4	12/89	306.104	324.782	324.782	324.782	324.782
Envelopes, commercial, all types and materials.		322230-5	12/84	255.662	249.160	247.304	249.955	250.789
Tablets, pads and related products.		322230-9	06/85	269.547	269.547	269.255	268.090	264.560
Secondary products and miscellaneous receipts.		322230-SM						
Miscellaneous receipts.		322230-M	12/11	123.201	123.302	122.979	123.150	123.446
Other converted paper product mfg.	32229		12/03	145.394	145.293	146.053	144.502	145.285
Sanitary paper product manufacturing.	322291		12/03	132.271	132.113	132.603	130.944	131.872
Primary products.		322291-P	06/83	192.672	192.426	193.191	190.676	192.073
Disposable diapers and similar disposable products, made from purchased sanitary paper stock.		322291-2	12/03	103.668	103.668	103.668	103.668	103.715
Sanitary tissue paper products, made from purchased sanitary paper stock or wadding.		322291-5	12/03	165.579	165.179	166.423	162.330	164.538
Secondary products and miscellaneous receipts.		322291-SM						
Miscellaneous receipts.		322291-M	12/03	270.918	269.771	243.932	266.425	—
All other converted paper product mfg.	322299		12/03	178.472	178.575	180.177	179.089	179.342
Primary products.		322299-P	12/03	175.856	176.165	177.934	176.870	177.175
Molded pulp goods, including egg cartons, florist pots, food trays, etc.		322299-1	12/03	186.111	185.594	187.333	184.336	187.798
Miscellaneous converted paper and paperboard products.		322299-3	12/03	173.776	174.348	176.137	175.676	174.988
Secondary products and miscellaneous receipts.		322299-SM						
Secondary products.		322299-S	12/03	185.574	188.427	188.504	188.536	188.467
Printing and related support activities.	323		12/03	163.705	164.845	164.999	166.533	166.278
Printing and related support activities.	3231		12/03	163.901	165.042	165.196	166.732	166.477
Printing.	32311		12/03	165.694	166.872	167.019	168.583	168.321
Commercial screen printing.	323113		12/03	130.227	130.367	130.429	131.536	131.774
Primary products.		323113-P	12/03	129.767	129.978	129.978	131.160	131.370
Screen printing on garments, apparel accessories, and other fabric articles, excluding labels.		323113-4	06/90	165.670	165.311	165.311	167.046	167.402
Screen printing (excluding on textiles, apparel, apparel accessories, and labels).		323113-6	12/06	127.414	129.094	129.094	129.723	129.723
Secondary products and miscellaneous receipts.		323113-SM						
Miscellaneous receipts.		323113-M	12/03	143.748	141.932	143.078	143.078	143.078
Secondary products.		323113-S	12/03	122.135	122.203	122.435	123.220	123.661
Books printing.	323117		12/83	277.899	283.195	284.275	284.275	290.087
Primary products.		323117-P	12/83	279.968	286.460	287.962	287.962	295.086
Other book and pamphlet printing and binding.		323117-E	06/93	157.573	161.576	161.528	161.528	161.528
Textbook printing and binding.		323117-1	06/93	153.724	153.724	152.432	152.432	152.432
Technical, scientific, & professional book printing & binding.		323117-3	06/93	144.252	144.252	142.678	142.678	142.678
Religious book printing and binding.		323117-5	06/93	197.055	196.993	194.125	194.125	197.583
General book (trade, etc.) printing & binding.		323117-7	06/93	268.226	279.623	285.264	285.264	299.399
Secondary products and miscellaneous receipts.		323117-SM						
Commercial printing, except screen and books.	32311K		12/11	148.034	149.053	149.159	150.649	150.131
Primary products.		32311K-P	12/11	138.684	139.851	139.951	140.139	139.546
Commercial lithographic printing.		32311K-0	06/82	215.903	216.180	216.180	216.145	214.027
Other commercial and general job printing (lithographic).		32311K-0B	12/01	142.445	143.106	143.106	143.069	141.298
Magazine and periodical printing (lithographic).		32311K-01	06/82	180.999	180.428	180.428	180.428	176.637
Label and wrapper printing (lithographic).		32311K-03	06/82	170.184	170.184	170.184	170.184	170.184
Catalog and directory printing (lithographic).		32311K-05	06/82	172.037	172.865	172.865	172.865	170.854
Advertising printing (lithographic).		32311K-09	06/82	184.917	185.495	185.495	185.419	182.809
Commercial flexographic printing.		32311K-2	12/03	204.846	204.846	204.787	204.787	204.787
Label and wrapper printing (flexographic).		32311K-21	12/01	199.537	199.537	199.466	199.466	199.466
Quick printing.		32311K-4	12/03	144.844	147.193	159.892	159.892	—
Digital printing.		32311K-5	12/03	131.485	134.766	134.766	135.435	134.835
Manifold business forms printing.		32311K-6	12/03	217.912	225.046	225.046	225.046	—
Other commercial printing.		32311K-9	12/03	133.236	133.257	133.257	133.257	133.257
All other commercial and general job printing.		32311K-9V	09/18	131.264	131.342	131.342	131.342	—
Secondary products and miscellaneous receipts.		32311K-SM						
Miscellaneous receipts.		32311K-M	12/11	145.920	146.151	146.174	146.194	146.195
Support activities for printing.	32312		12/03	119.289	119.308	119.734	120.575	120.533
Support activities for printing.	323120		12/11	121.044	121.064	121.496	122.349	122.307
Primary products.		323120-P	12/11	119.032	119.037	119.492	120.388	120.346
Softcover, pamphlet, sample book, and other binding of books and materials printed elsewhere.		323120-3	12/06	151.797	151.797	151.892	152.616	152.383
Miscellaneous binding and postpress work, incl collating, perforating, folding, gluing, etc.		323120-5	12/06	131.104	130.784	130.784	130.784	130.784

See footnotes at end of table.

Table 11. Producer price indexes for net output of selected industries and their products, not seasonally adjusted — Continued
[April 2024]

Title ¹	Industry code	Product code	Index base	Unadjusted index ²				
				Dec. 2023	Jan. 2024 ^P	Feb. 2024 ^P	Mar. 2024 ^P	Apr. 2024 ^P
Support activities for printing - Continued								
Prepress services, excl platemaking (incl film, assembled flats, color sep., typesetting, etc.).....		323120-7	12/03	98.415	98.415	98.415	98.415	—
Printing plates and cylinders, prepared for printing (excl blank plates and blank cylinders).....		323120-9	12/03	106.413	106.413	107.020	107.020	107.020
Secondary products and miscellaneous receipts.....		323120-SM						
Petroleum and coal products manufacturing.....	324		12/84	316.959	317.948	352.625	359.357	372.176
Petroleum and coal products mfg.....	3241		12/84	316.959	317.948	352.625	359.357	372.176
Petroleum refineries.....	32411		06/85	310.817	310.944	348.248	355.653	370.295
Petroleum refineries.....	324110		06/85	310.853	310.980	348.284	355.689	370.332
Primary products.....		324110-P	06/85	320.571	320.705	360.196	368.036	383.537
Kerosene, except jet fuel.....		324110-B	06/85	322.178	314.828	367.497	351.710	350.598
Light fuel oils.....		324110-C	06/85	406.102	390.289	455.398	455.173	469.039
Home heating oil and other distillates, NEC.....		324110-C1	06/85	307.627	319.725	345.005	332.185	334.118
Diesel fuel.....		324110-C2	06/85	428.164	409.359	480.135	481.019	496.397
Heavy fuel oils, including No. 5, No. 6, heavy diesel, gas enrichment oils, etc.....		324110-E	06/85	269.697	269.275	274.036	275.393	278.391
Unfinished oils and lubricating oil base stock.....		324110-J	06/85	492.916	475.111	473.299	451.206	415.418
Liquefied refinery gases, including other aliphatics (feed stock and other uses)....		324110-R	06/85	575.644	582.110	654.010	710.973	706.935
Other finished petroleum products, including waxes.....		324110-T	06/85	453.033	443.350	432.823	351.324	354.627
Gasoline, including finished base stocks and blending agents.....		324110-1	06/85	235.761	243.705	272.584	291.388	311.371
Motor gasoline, including finished base stocks and blending agents.....		324110-12	06/85	236.608	244.641	274.049	292.918	312.833
Regular gasoline.....		324110-121	06/85	227.371	234.440	263.661	282.863	301.909
Mid-premium gasoline.....		324110-122	12/87	363.366	378.244	434.218	459.107	496.505
Premium gasoline.....		324110-123	06/85	259.672	271.021	298.799	315.333	337.217
Jet fuel.....		324110-6	06/85	332.526	333.981	366.800	347.110	348.095
Asphalt.....		324110-9	06/85	237.084	241.620	225.248	249.603	259.460
Secondary products and miscellaneous receipts.....		324110-SM1						
Asphalt paving and roofing materials mfg.....	32412		12/84	349.412	368.618	370.832	369.973	353.642
Asphalt paving mixture & block manufacturing.....	324121		06/81	394.331	434.201	435.507	433.449	406.504
Primary products.....		324121-P	06/81	393.538	434.546	435.907	433.763	405.808
Asphalt paving mixtures & blocks.....		324121-0	06/81	393.538	434.546	435.907	433.763	405.808
Emulsified asphalt, including liquid additives.....		324121-0111	12/04	283.828	283.331	282.248	284.323	287.404
Other liquid asphalt and tar paving materials, including cut-backs.....		324121-0121	12/04	390.014	397.099	396.835	397.763	398.690
Asphalt and tar paving mixt. (excl liquid), incl bitum. or asph. concrete, asph. paving cement.....		324121-0131	12/04	241.233	291.837	294.255	290.159	253.908
Secondary products and miscellaneous receipts.....		324121-SM						
Miscellaneous receipts.....		324121-M	12/04	208.152	215.282	215.282	215.282	212.823
Secondary products.....		324121-S	06/81	—	384.715	384.715	384.715	384.715
Asphalt shingle and coating materials manufacturing.....	324122		06/84	348.623	347.470	351.013	351.369	344.579
Primary products.....		324122-P	06/84	351.807	350.512	354.157	354.523	347.538
Roofing asphalts and pitches, coatings, and cements.....		324122-1	06/84	300.906	302.576	302.576	302.576	302.576
Prepared asphalt and tar roofing and siding products, incl. saturated felts for nonbuilding use.....		324122-2	06/84	354.629	353.075	357.028	357.424	349.850
Asphalt smooth-surfaced roll roofing and cap sheets, organic and fiberglass base.....		324122-21	12/12	153.788	153.788	153.788	153.788	—
Asphalt mineral-surfaced roll roofing and cap sheets, organic and fiberglass base.....		324122-22	06/06	277.794	277.075	277.935	277.539	277.539
Other prepared asphalt and tar products for roofing and siding.....		324122-27	06/06	177.008	177.096	176.769	177.625	177.328
Secondary products and miscellaneous receipts.....		324122-SM						
Other petroleum and coal products mfg.....	32419		12/84	557.267	556.763	554.730	550.208	549.275
Petroleum lubricating oil and grease mfg.....	324191		12/80	636.230	638.964	637.910	632.303	632.450
Primary products.....		324191-P	12/80	668.347	670.913	670.325	664.014	664.184
Petroleum lubricating oils and greases, refined petroleum.....		324191-0	12/80	668.347	670.913	670.325	664.014	664.184
Lubricating oils (incl. hydraulic fluids, etc.), refined petroleum.....		324191-011	12/80	690.737	693.606	692.949	685.891	686.081
Lubricating greases, made from refined petroleum.....		324191-012	12/80	543.889	543.889	543.889	543.889	543.894
Secondary products and miscellaneous receipts.....		324191-SM						
Miscellaneous receipts.....		324191-M	12/80	379.088	419.060	377.486	377.486	377.486
All other petroleum and coal products mfg.....	324199		12/03	349.560	342.631	338.781	336.820	333.776
Primary products.....		324199-P	12/03	361.436	354.150	349.642	347.586	344.001
Coke oven and blast furnace products, made in coke oven establishments.....		324199-3	12/09	203.696	205.475	199.508	198.952	197.345
All other petroleum and coal products (excl. coke oven products), made in coke oven estab.....		324199-9	12/02	397.378	388.583	384.084	381.743	377.747
Secondary products and miscellaneous receipts.....		324199-SM						
Secondary products.....		324199-S	12/09	182.977	183.820	201.671	201.671	216.534
Chemical mfg.....	325		12/84	350.338	348.343	350.094	350.433	352.836
Basic chemical mfg.....	3251		12/84	418.908	406.424	408.798	407.454	415.930

See footnotes at end of table.

Table 11. Producer price indexes for net output of selected industries and their products, not seasonally adjusted — Continued
[April 2024]

Title ¹	Industry code	Product code	Index base	Unadjusted index ²				
				Dec. 2023	Jan. 2024 ^P	Feb. 2024 ^P	Mar. 2024 ^P	Apr. 2024 ^P
Petrochemical mfg.	32511		12/03	144.947	139.631	143.546	149.653	157.521
Petrochemical manufacturing.	325110		12/03	145.401	140.100	143.993	150.152	158.156
Primary products.		325110-P	12/03	153.138	148.982	151.545	159.522	172.923
Secondary products and miscellaneous receipts.		325110-SM						
Industrial gas mfg.	32512		12/03	236.588	242.046	230.518	238.125	248.782
Industrial gas manufacturing.	325120		12/03	237.301	242.777	231.212	238.843	249.534
Primary products.		325120-P	06/81	394.735	403.874	384.577	397.311	415.149
Oxygen.		325120-A	06/81	573.364	593.980	583.678	602.491	595.506
Argon and hydrogen.		325120-C	06/09	100.800	99.023	101.687	100.393	96.992
Other industrial gases (including fluorocarbon and acetylene).		325120-T	06/09	283.836	296.084	272.656	283.469	307.386
Carbon dioxide.		325120-4	06/81	672.784	687.511	705.204	701.693	715.017
Nitrogen.		325120-7	06/81	241.456	229.746	215.024	229.259	240.485
Secondary products and miscellaneous receipts.		325120-SM						
Synthetic dye and pigment mfg.	32513		12/03	180.197	177.271	177.296	178.290	178.393
Synthetic dye and pigment manufacturing.	325130		12/11	119.057	117.123	117.140	117.796	117.864
Primary products.		325130-P	12/11	117.350	115.411	115.417	116.087	116.157
All other inorganic pigments, including TiO ₂ , chrome colors, and other white opaque pigments.		325130-N	09/21	123.469	121.377	121.377	121.354	121.354
Synthetic organic dyes, pigments, lakes, and toners.		325130-R	09/21	114.496	112.769	112.797	115.776	116.078
Synthetic organic dyes.		325130-R8	12/82	131.247	128.257	126.970	130.947	131.667
Synthetic organic pigments, lakes, and toners.		325130-R9	12/82	208.075	206.427	208.426	213.008	213.008
Secondary products and miscellaneous receipts.		325130-SM						
Secondary products.		325130-S	12/11	141.401	140.625	136.948	137.529	137.137
Other basic inorganic chemical manufacturing.	32518		12/03	372.704	367.660	364.066	364.336	364.219
Other basic inorganic chemical manufacturing.	325180		12/10	162.329	160.135	158.573	158.690	158.639
Primary products.		325180-P	12/10	131.372	129.386	127.883	128.035	128.029
Potassium and sodium compounds, excluding bleaches, alkalis, and alum.		325180-A	12/82	598.589	603.561	593.332	603.505	607.200
All other inorganic chemicals.		325180-H	12/03	381.848	377.893	375.922	375.848	378.267
Inorganic acids, excluding nitric, sulfuric and phosphoric.		325180-3	12/82	171.480	176.758	163.762	170.336	170.862
Sodium hydroxide (caustic soda).		325180-4	12/80	435.054	425.847	433.639	431.755	449.890
Carbon black, all processes.		325180-6	12/83	633.002	646.687	626.070	617.228	595.097
Other alkalis.		325180-7	12/11	157.989	149.391	148.766	148.082	141.021
Sulfuric acid.		325180-9	12/82	158.318	163.305	153.704	153.381	153.381
Secondary products and miscellaneous receipts.		325180-SM						
Miscellaneous receipts.		325180-M	12/10	344.677	347.540	347.540	347.540	347.540
Secondary products.		325180-S	12/10	225.985	224.651	227.910	226.399	—
Other basic organic chemical mfg.	32519		12/03	219.676	211.197	213.257	208.880	213.149
Ethyl alcohol manufacturing.	325193		12/03	204.770	187.259	186.030	173.145	190.042
Primary products.		325193-P	12/82	219.593	197.086	197.144	182.344	205.554
Ethyl alcohol.		325193-0	12/82	216.688	190.931	191.826	176.449	203.067
Distillers' dried grains (dark and light) and dried solubles.		325193-2	12/22	88.473	89.496	87.138	83.371	82.157
Secondary products and miscellaneous receipts.		325193-SM						
Secondary products.		325193-S	12/03	186.137	185.730	178.903	171.292	165.487
Cyclic crude, intermediate, and gum and wood chemical mfg.	325194		06/11	120.505	122.526	124.807	122.112	120.461
Primary products.		325194-P	06/11	134.318	135.747	137.015	133.940	131.960
Gum and wood chemicals, including wood distillation products.		325194-1	06/84	513.095	515.883	530.489	526.051	527.367
Cyclic crude and intermediate chemicals.		325194-2	12/03	230.453	233.298	234.038	227.685	222.981
Secondary products and miscellaneous receipts.		325194-SM						
All other basic organic chemical manufacturing.	325199		12/03	236.078	230.101	233.576	232.991	232.375
Primary products.		325199-P	12/82	395.508	382.891	388.748	387.278	385.953
Natural organic chemicals.		325199-E	12/08	145.608	142.507	142.461	139.570	140.714
Synthetic organic chemicals for use as flavor and perfume materials.		325199-H	12/03	184.350	184.446	184.350	—	—
Synthetic organic rubber-processing chemicals.		325199-K	12/03	212.476	209.493	214.348	214.921	—
Synthetic organic plasticizers.		325199-N	12/03	219.578	209.470	219.671	214.010	221.701
Other synthetic organic chemicals.		325199-R	12/03	188.916	188.189	193.043	191.236	189.644
Miscellaneous end use chemicals and chemical products, excluding urea.		325199-T	12/82	431.482	416.051	427.359	421.881	427.767
Miscellaneous cyclic and acyclic chemicals and chemical products, excluding fatty acid esters.		325199-V	12/82	367.437	354.082	358.897	366.475	365.252
Fatty acids.		325199-1	06/85	291.975	250.290	242.610	232.179	217.156
Industrial organic flavor oil mixtures and blends.		325199-7	12/08	324.848	339.179	335.381	335.067	335.067
Secondary products and miscellaneous receipts.		325199-SM						
Resin, synthetic rubber, and artificial/synthetic fiber/filaments mfg.	3252		12/84	240.744	237.631	242.474	243.730	246.702
Resin and synthetic rubber mfg.	32521		12/03	193.335	190.990	195.115	194.920	198.186
Plastics material and resin manufacturing.	325211		12/80	317.748	314.049	321.059	319.575	324.003

See footnotes at end of table.

Table 11. Producer price indexes for net output of selected industries and their products, not seasonally adjusted — Continued
 [April 2024]

Title ¹	Industry code	Product code	Index base	Unadjusted index ²				
				Dec. 2023	Jan. 2024 ^P	Feb. 2024 ^P	Mar. 2024 ^P	Apr. 2024 ^P
Plastics material and resin manufacturing - Continued								
Primary products.....		325211-P	12/80	287.083	283.572	290.226	288.817	293.019
Thermoplastic resins and plastics materials.....		325211-1	12/80	282.653	279.100	286.070	285.540	288.049
Thermosetting resins and plastics materials.....		325211-4	12/80	312.092	308.974	313.138	305.316	321.834
Secondary products and miscellaneous receipts.....		325211-SM						
Synthetic rubber manufacturing.....	325212		06/81	240.294	235.998	239.185	249.075	261.378
Primary products.....		325212-P	06/81	237.594	233.298	236.485	246.375	258.744
Synthetic rubber (vulcanizable elastomers).....		325212-0	06/81	237.594	233.298	236.485	246.375	258.744
Secondary products and miscellaneous receipts.....		325212-SM						
Artificial fibers and filaments manufacturing.....	32522		12/03	156.211	152.746	153.703	165.689	159.377
Artificial fibers and filaments manufacturing.....	325220		06/81	159.039	155.504	156.481	168.706	162.268
Primary products.....		325220-P	06/81	163.866	160.050	161.104	174.302	167.352
Polyester manufactured fibers.....		325220-7	12/89	147.390	149.321	149.314	148.688	148.694
Other noncellulosic organic fibers, incl. polyamide, polyolefin, and producer-textured.....		325220-9	06/11	131.370	126.262	127.445	143.088	134.961
Secondary products and miscellaneous receipts.....		325220-SM						
Pesticide, fertilizer, and other agricultural chemical mfg.....	3253		12/84	277.500	277.050	275.425	278.852	280.258
Fertilizer mfg.....	32531		12/03	244.362	244.257	241.784	246.991	249.212
Nitrogenous fertilizer manufacturing.....	325311		12/79	424.022	410.413	388.291	402.616	414.179
Primary products.....		325311-P	12/79	414.739	401.473	378.591	392.765	403.562
Synthetic ammonia, nitric acid, ammonium compounds, and urea.....		325311-A	12/14	113.145	109.003	102.083	106.394	109.663
Fertilizer materials of organic origin.....		325311-7	06/03	141.479	142.913	142.820	142.601	142.601
Secondary products and miscellaneous receipts.....		325311-SM						
Secondary products.....		325311-S	12/79	529.833	505.574	676.175	668.218	764.269
Phosphatic fertilizer manufacturing.....	325312		12/79	465.380	475.011	483.066	490.713	487.285
Primary products.....		325312-P	12/79	382.910	391.019	398.150	404.319	401.564
Phosphoric acid, superphosphates, and other phosphatic fertilizer materials.....		325312-A	12/09	176.787	182.194	187.097	191.211	189.374
Mixed fertilizers, made in plants which manufacture fertilizer materials.....		325312-7	12/79	468.436	468.436	467.557	467.557	467.557
Secondary products and miscellaneous receipts.....		325312-SM						
Fertilizer, mixing only, manufacturing (including compost).....	325314		12/79	268.258	271.538	273.559	276.203	278.895
Primary products.....		325314-P	12/79	271.383	274.902	276.963	279.625	282.348
Mixed fertilizers, mixing only.....		325314-0	06/86	241.052	244.178	246.009	248.373	250.792
Mixed fertilizers, dry, mixing only.....		325314-01	06/03	195.371	196.965	197.695	198.748	201.669
Mixed fertilizers, liquid, mixing only.....		325314-02	06/86	195.101	202.641	208.151	214.673	211.501
Secondary products and miscellaneous receipts.....		325314-SM						
Miscellaneous receipts.....		325314-M	12/79	171.264	167.614	168.596	170.894	172.717
Pesticide and other agricultural chemical mfg.....	32532		12/03	142.533	142.081	142.038	142.136	142.113
Pesticide and other agricultural chemical manufacturing.....	325320		06/82	196.246	195.624	195.564	195.700	195.668
Primary products.....		325320-P	06/82	207.242	206.569	206.506	206.649	206.615
Agricultural and commercial pesticides and chemicals.....		325320-1	06/03	138.776	138.277	138.231	138.336	138.311
Lawn and garden pesticides and chemicals.....		325320-4	06/03	195.662	194.532	194.532	194.532	194.532
Household and institutional pesticides and chemicals.....		325320-7	06/03	186.768	187.906	187.906	187.906	187.906
Secondary products and miscellaneous receipts.....		325320-SM						
Pharmaceutical and medicine mfg.....	3254		12/84	568.063	573.983	575.345	575.634	575.745
Pharmaceutical and medicine mfg.....	32541		12/03	237.185	239.656	240.225	240.346	240.392
Medicinal and botanical manufacturing.....	325411		06/82	184.368	185.058	192.731	192.909	193.259
Primary products.....		325411-P	06/82	187.811	188.582	196.128	196.327	196.719
Synthetic organic medicinal chemicals, medicinal & botanical drugs, & other products.....		325411-0	12/11	104.764	105.194	109.404	109.515	109.733
Secondary products and miscellaneous receipts.....		325411-SM1						
Pharmaceutical preparation manufacturing.....	325412		06/81	896.406	905.945	908.638	909.191	908.948
Primary products.....		325412-P	06/81	980.499	990.862	993.933	994.616	994.235
Pharmaceuticals acting on the respiratory system, for human use.....		325412-A	06/01	217.013	220.068	220.068	220.068	220.068
Antihistamines and bronchodilators, including antiasthmatics.....		325412-A111	06/81	1,152.280	1,165.819	1,165.819	1,165.819	1,165.819
Other respiratory preparations.....		325412-A112	06/01	209.070	212.810	212.810	212.810	212.810
Other respiratory preparations, over-the-counter.....		325412-A112OC	05/17	109.040	109.040	109.040	109.040	—
Other respiratory preparations, prescription.....		325412-A112RX	05/17	92.636	—	—	—	96.342
Pharmaceuticals acting on the digestive or the genito-urinary systems, for human use.....		325412-D	06/01	194.938	180.391	180.472	180.472	178.661
Other digestive or genito-urinary preparations.....		325412-D112	06/01	201.503	184.943	185.035	185.035	181.930
Other digestive or genito-urinary preparations, prescription.....		325412-D112RX	05/17	101.573	91.606	91.662	91.662	89.794
Pharmaceuticals acting on the skin, for human use.....		325412-G	06/01	177.430	178.406	177.868	178.014	177.202
Other pharmaceutical preparations acting on the skin.....		325412-G311	12/09	108.949	109.515	109.132	109.132	109.132
Anti-acne preparations.....		325412-G611	12/09	106.130	107.181	107.181	107.181	107.181
Vitamin, nutrient, and hematonic preparations, for human use.....		325412-L	06/01	155.222	155.222	155.222	155.684	155.869

See footnotes at end of table.

Table 11. Producer price indexes for net output of selected industries and their products, not seasonally adjusted — Continued
[April 2024]

Title ¹	Industry code	Product code	Index base	Unadjusted index ²				
				Dec. 2023	Jan. 2024 ^P	Feb. 2024 ^P	Mar. 2024 ^P	Apr. 2024 ^P
Pharmaceutical preparation manufacturing - Continued								
Multivitamins.....		325412-L111	06/81	215.959	215.959	215.959	215.959	215.959
Other vitamins and nutrients.....		325412-L112	06/01	161.149	161.149	161.149	161.846	162.138
Pharmaceuticals affecting parasitic and infective diseases, for human use.....		325412-Q	06/01	282.065	284.257	284.934	284.934	284.934
Broad and medium spectrum antibiotics.....		325412-Q111	06/81	603.966	603.966	603.966	603.966	603.966
Systemic antivirals.....		325412-Q112	06/01	294.106	303.686	303.686	303.686	303.686
Other parasitic and infective diseases.....		325412-Q113	06/01	315.118	318.586	320.184	320.184	320.184
Pharmaceuticals for veterinary use, incl medicinal premixes/pet care products.....		325412-W	06/81	209.500	214.043	214.043	214.043	—
Pharmaceuticals affecting neoplasms, the endocrine system, & metabolic diseases, for human use.....		325412-1	06/01	326.937	328.143	328.143	328.145	328.145
Cancer therapy products.....		325412-1111	06/81	961.495	981.014	981.014	981.014	981.014
Insulin/antidiabetes products.....		325412-1112	06/81	1,650.239	1,502.729	1,502.729	1,502.807	1,502.807
Other neoplasms, endocrine system, and metabolic diseases.....		325412-1113	06/81	1,107.733	1,122.049	1,122.049	1,122.049	1,122.049
Hormones and oral contraceptives.....		325412-1114	12/09	226.878	227.071	227.071	227.071	227.071
Pharmaceuticals acting on the central nervous system and the sense organs, for human use.....		325412-4	06/01	341.849	351.906	354.083	354.083	354.083
Analgesics.....		325412-4111	06/01	353.017	353.017	358.402	358.402	358.402
Psychotherapeutics.....		325412-4112	06/81	7,376.267	7,378.337	7,452.805	7,452.805	7,452.805
Antidepressants.....		325412-41121	12/87	1,311.062	1,311.062	1,324.442	1,324.442	1,324.442
Other psychotherapeutics, including tranquilizers.....		325412-41123	06/01	370.216	371.174	374.577	374.577	374.577
Other central nervous system and sense organs.....		325412-4113	06/01	270.399	283.771	283.785	283.785	283.785
Anticonvulsants.....		325412-4114	12/09	221.858	222.446	231.051	231.051	231.051
Analgesics, over-the-counter.....		325412-4111OC	05/17	110.851	110.851	110.851	110.851	110.851
Analgesics, prescription.....		325412-4111RX	05/17	133.784	133.784	136.026	136.026	136.026
Pharmaceuticals acting on the cardiovascular system, for human use.....		325412-7	06/81	1,720.627	1,731.266	1,731.266	1,731.266	1,732.781
Other cardiovascular preparations.....		325412-7113	06/01	559.711	559.817	559.817	559.817	559.817
Secondary products and miscellaneous receipts.....		325412-SM						
Miscellaneous receipts.....		325412-M	06/81	576.860	576.860	576.860	576.860	—
Secondary products.....		325412-S	06/81	318.381	325.102	325.102	—	—
In-vitro diagnostic substance manufacturing.....	325413		03/80	284.152	286.065	283.262	283.215	283.472
Primary products.....		325413-P	06/87	200.259	201.685	199.338	199.294	199.474
In-vitro diagnostic substances.....		325413-0	06/91	177.828	179.094	177.009	176.971	177.131
Secondary products and miscellaneous receipts.....		325413-SM						
Secondary products.....		325413-S	03/80	426.002	428.980	444.048	444.593	445.867
Other biological product manufacturing.....	325414		06/91	254.509	257.727	257.727	257.727	258.649
Primary products.....		325414-P	06/91	263.967	267.242	267.242	267.242	268.243
Biological products, excluding diagnostic, for veterinary, industrial, and all other misc. uses.....		325414-A	03/80	198.391	206.933	206.933	—	—
Biological products, excluding diagnostic, for human use.....		325414-T	06/09	153.909	153.415	153.415	153.415	154.295
Secondary products and miscellaneous receipts.....		325414-SM1						
Paint, coating & adhesive mfg.....	3255		12/03	235.407	235.399	234.906	235.294	235.045
Paint and coating mfg.....	32551		06/83	415.197	414.875	414.500	414.150	413.255
Paint and coating manufacturing.....	325510		06/83	414.492	414.175	413.798	413.448	412.555
Primary products.....		325510-P	06/83	420.732	420.640	420.077	419.698	418.804
Miscellaneous allied paint products including paint and varnish removers, thinners, etc.....		325510-B	12/88	376.191	371.463	371.309	371.399	369.836
Architectural coatings.....		325510-1	06/83	501.669	503.665	503.709	503.693	503.693
Exterior architectural coatings.....		325510-11	12/12	186.247	188.304	188.350	188.333	188.333
Interior architectural coatings.....		325510-12	12/12	152.876	152.876	152.876	152.876	152.876
Product finishes for original equipment manufacturers (OEM), excluding marine coatings.....		325510-4	06/83	261.958	260.276	259.499	259.932	258.980
Transportation finishes, except powdered and high-solids coatings.....		325510-41	12/12	118.535	118.322	116.579	117.518	118.897
All other product finishes for original equipment manufacturers (OEM), excluding marine coating.....		325510-42	12/12	146.593	145.474	145.491	145.492	144.371
Special purpose coatings incl. marine, industrial, construction and maintenance coatings, etc.....		325510-7	06/83	531.522	531.067	528.967	525.803	522.849
Automotive, other transportation and machinery refinish paints and enamels, including primers.....		325510-71	12/12	163.273	157.405	164.335	161.721	160.931
Special purpose coatings, including all marine coatings and traffic marking paints.....		325510-72	12/12	147.372	147.545	146.567	145.776	144.950
Secondary products and miscellaneous receipts.....		325510-SM						
Secondary products.....		325510-S	06/83	348.761	337.715	337.715	338.432	338.432
Adhesive mfg.....	32552		12/03	220.130	220.438	219.466	220.895	221.131
Adhesive manufacturing.....	325520		12/83	358.026	358.527	356.947	359.270	359.654
Primary products.....		325520-P	12/83	361.025	361.479	359.837	362.250	362.650
Nonstructural caulking compounds and sealants.....		325520-A	12/06	221.512	222.740	222.740	223.750	223.750
Structural sealants (load bearing).....		325520-B	12/06	132.807	132.807	132.807	133.915	133.915
Synthetic resin & rubber adhesives, incl all types of bonding & laminating adhesives.....		325520-4	12/83	370.975	370.822	367.984	371.187	371.879

See footnotes at end of table.

Table 11. Producer price indexes for net output of selected industries and their products, not seasonally adjusted — Continued
 [April 2024]

Title ¹	Industry code	Product code	Index base	Unadjusted index ²				
				Dec. 2023	Jan. 2024 ^P	Feb. 2024 ^P	Mar. 2024 ^P	Apr. 2024 ^P
Adhesive manufacturing - Continued								
Epoxy adhesives.....		325520-41	06/06	206.331	206.331	206.331	207.085	207.085
Other synthetic resin and rubber adhesives.....		325520-46	06/97	241.114	240.021	239.483	242.947	243.006
Secondary products and miscellaneous receipts.....		325520-SM						
Secondary products.....		325520-S	12/83	313.044	317.412	317.288	317.104	316.941
Soap, cleaners, and toilet preparation mfg.....	3256		12/84	214.141	214.191	215.248	215.341	215.756
Soap & cleaning compound mfg.....	32561		12/03	182.603	182.742	183.327	183.370	184.065
Soap and other detergent manufacturing.....	325611		06/83	227.443	227.716	228.578	228.610	229.848
Primary products.....		325611-P	06/83	230.465	230.765	231.732	231.755	232.391
Soaps and detergents, commercial, industrial, and institutional.....		325611-1	06/83	348.344	349.709	350.968	350.968	355.293
Commercial, industrial, and institutional hard surface cleaners.....		325611-11	06/07	143.871	144.672	145.202	145.202	151.163
Commercial, industrial, and institutional laundry detergents.....		325611-12	06/07	180.598	180.598	180.614	180.614	192.159
Commercial, industrial, and institutional dishwashing detergents.....		325611-13	12/11	181.018	181.018	181.022	181.022	181.022
Commercial, industrial, and institutional metal cleaners.....		325611-14	12/11	149.354	149.354	149.545	149.545	156.926
Dairy, farm, and food plant cleaners, sanitizers, etc.....		325611-16	06/07	158.497	158.497	162.657	—	—
Commercial, industrial, and institutional soaps, excluding specialty cleaners.....		325611-17	06/07	161.136	163.625	163.625	163.625	164.260
Household detergents.....		325611-4	06/83	186.631	186.638	186.638	186.680	186.222
Household alkaline detergents and cleaners.....		325611-45	05/18	141.468	141.492	141.492	141.638	140.012
Household dry and liquid laundry detergents.....		325611-46	05/18	118.126	118.126	118.126	118.126	118.126
Soaps, excluding specialty cleaners, household.....		325611-7	06/83	222.016	222.096	226.268	226.268	226.268
Secondary products and miscellaneous receipts.....		325611-SM						
Miscellaneous receipts.....		325611-M	06/83	234.914	234.914	234.914	234.914	234.914
Secondary products.....		325611-S	06/83	205.316	205.396	205.438	205.566	213.250
Polish and other sanitation good mfg.....	325612		06/83	248.005	248.245	249.478	249.690	249.915
Primary products.....		325612-P	06/83	257.611	257.855	259.221	259.464	259.720
Polishing preparations and related products.....		325612-7	06/83	300.907	300.605	300.605	300.349	300.349
Specialty cleaning and sanitation products.....		325612-8	05/17	119.319	119.585	120.883	121.142	121.386
Disinfectants, nonagricultural, industrial and institutional.....		325612-81	05/17	141.844	143.158	143.158	143.158	144.613
Air and room fresheners.....		325612-83	06/83	188.370	188.227	188.227	188.227	188.227
Laundry fabric softeners and rinses, liquid and dry.....		325612-88	05/17	114.188	114.332	114.332	114.301	114.301
Other specialty cleaning and sanitation products.....		325612-89	06/89	189.488	189.647	193.420	194.180	194.180
Secondary products and miscellaneous receipts.....		325612-SM						
Miscellaneous receipts.....		325612-M	06/83	179.696	182.118	182.118	182.118	182.118
Surface active agent manufacturing.....	325613		12/83	337.045	336.801	336.801	336.801	337.051
Primary products.....		325613-P	12/83	369.859	369.859	369.859	369.859	369.859
Surfactants, finishing agents, and assistants.....		325613-0	12/83	369.859	369.859	369.859	369.859	369.859
Surfactants (bulk surface active agents).....		325613-02	12/83	430.152	430.152	430.152	430.152	430.152
Secondary products and miscellaneous receipts.....		325613-SM						
Toilet preparation mfg.....	32562		12/03	133.565	133.536	134.395	134.476	134.516
Toilet preparation manufacturing.....	325620		03/80	242.909	242.855	244.417	244.564	244.637
Primary products.....		325620-P	03/80	243.546	243.491	245.141	245.295	245.373
Denture cleaners, mouthwashes, gargles, and rinses.....		325620-A	12/03	150.961	150.961	150.961	151.019	151.019
Creams, lotions, and oils, excluding shaving, hair, and deodorant.....		325620-D	03/80	236.754	236.754	237.221	237.221	237.221
Other cosmetics and toilet preparations.....		325620-G	06/99	125.853	125.853	127.142	127.142	127.208
Shaving preparations.....		325620-1	03/80	249.837	248.054	248.054	248.097	248.097
Perfumes, toilet waters, and colognes.....		325620-4	03/80	243.462	243.462	246.206	246.206	246.206
Hair preparations (including shampoos).....		325620-7	03/80	273.179	273.179	275.300	276.589	276.789
Hair preparations incl professional, consumer, and cream/gel shampoos.....		325620-71	06/07	153.668	153.668	153.668	153.668	153.811
Hair tonics and hair dressings incl professional and consumer use.....		325620-72	06/07	126.653	126.653	131.150	133.883	133.883
Secondary products and miscellaneous receipts.....		325620-SM						
Secondary products.....		325620-S	03/80	380.117	—	—	—	—
Other chemical product & preparation mfg.....	3259		12/03	176.442	175.060	175.660	175.689	177.505
Printing ink mfg.....	32591		12/03	195.106	194.905	194.104	194.257	194.276
Printing ink manufacturing.....	325910		06/84	261.555	261.285	260.210	260.415	260.437
Primary products.....		325910-P	06/84	266.156	265.876	264.765	264.956	264.938
Flexographic printing inks.....		325910-A	06/84	296.459	296.459	292.215	292.215	292.215
Nonimpact/digital inks.....		325910-E	06/05	239.105	238.152	238.753	235.410	235.487
All other printing inks.....		325910-H	06/84	240.941	240.941	240.929	240.622	240.231
Lithographic and offset inks.....		325910-6	06/84	252.014	252.011	252.011	252.902	252.902
News and nonheat web offset printing inks.....		325910-61	12/89	338.357	338.357	338.357	354.573	354.573
Publication and commercial web inks.....		325910-62	12/97	167.919	167.919	167.919	167.919	167.919
Sheet-fed general inks.....		325910-63	12/97	161.468	161.454	161.454	161.454	161.454
Sheet-fed packaging inks.....		325910-64	06/05	149.436	149.436	149.436	149.436	149.436
Gravure printing inks.....		325910-7	06/84	172.966	172.953	173.223	173.223	173.223
Secondary products and miscellaneous receipts.....		325910-SM						

See footnotes at end of table.

Table 11. Producer price indexes for net output of selected industries and their products, not seasonally adjusted — Continued
 [April 2024]

Title ¹	Industry code	Product code	Index base	Unadjusted index ²				
				Dec. 2023	Jan. 2024 ^P	Feb. 2024 ^P	Mar. 2024 ^P	Apr. 2024 ^P
Printing ink manufacturing - Continued								
Miscellaneous receipts.....		325910-M	06/84	189.805	189.805	189.805	189.805	189.805
Explosives mfg.....	32592		12/06	154.621	159.245	161.463	161.741	161.504
Explosives manufacturing.....	325920		12/80	392.704	404.448	410.083	410.789	410.185
Primary products.....		325920-P	12/80	351.899	363.107	368.371	369.115	369.718
Explosives and blasting accessories.....		325920-0	12/80	354.184	365.465	370.763	371.512	372.119
Secondary products and miscellaneous receipts.....		325920-SM						
All other chemical product & preparation mfg.....	32599		12/03	174.013	172.077	172.691	172.689	174.823
Custom compounding of purchased resins.....	325991		06/93	201.209	203.502	203.387	203.835	207.178
Primary products.....		325991-P	06/93	210.127	212.522	212.402	212.870	216.361
Custom compounding of purchased resins and color concentrates.....		325991-0	06/93	209.075	211.458	211.339	211.805	215.278
Secondary products and miscellaneous receipts.....		325991-SM						
Photographic Film, Paper, Plate, Chemical, and Copy Toner Manufacturing.....	325992		12/03	164.998	151.457	157.683	158.376	164.296
Primary products.....		325992-P	12/03	178.824	163.152	170.396	171.145	178.022
Photographic sensitized film, plates, paper, & cloth.....		325992-T	06/07	200.223	176.163	187.213	188.355	198.437
Photographic sensitized film, plates, paper, & cloth, silver-halide-type (excl X-ray).....		325992-T1	01/00	193.824	166.583	179.094	—	189.587
Photographic sensitized film, plates, paper & cloth, other than silver-halide-type (incl X-ray).....		325992-T3	12/03	168.145	168.145	168.145	174.758	179.477
Prepared photographic chemicals.....		325992-5	12/83	78.063	78.230	78.230	78.230	78.669
Secondary products and miscellaneous receipts.....		325992-SM						
Other miscellaneous chemical product manufacturing.....	325998		06/85	260.754	260.147	259.046	258.423	259.258
Primary products.....		325998-P	06/85	254.829	254.176	252.979	252.337	253.216
Water treating compounds.....		325998-A	06/85	214.503	214.637	214.456	213.654	213.654
All other chemical preparations, including essential oils, matches, and gelatin.....		325998-J	06/85	279.269	278.085	276.166	275.395	276.172
Secondary products and miscellaneous receipts.....		325998-SM						
Miscellaneous receipts.....		325998-M	12/03	165.307	165.307	165.307	165.307	165.612
Secondary products.....		325998-S	06/85	349.586	349.758	350.772	349.370	—
Plastics and rubber products mfg.....	326		12/84	250.012	250.347	250.451	251.158	252.156
Plastics product mfg.....	3261		06/93	221.798	222.078	222.146	222.946	224.001
Unsupported plastics film, sheet, and bag mfg.....	32611		12/03	195.692	195.250	196.786	197.563	199.327
Plastics bag and pouch manufacturing.....	326111		12/03	211.433	211.749	211.992	212.312	213.821
Primary products.....		326111-P	12/03	214.414	214.692	214.701	214.945	216.523
Single-web film specialty bags, pouches, and liners.....		326111-1	12/83	327.707	328.135	328.206	328.555	330.980
Polyethylene grocery and variety bags and pouches.....		326111-11	06/07	163.673	163.673	163.873	163.873	163.873
Polyethylene refuse bags.....		326111-12	06/07	147.049	146.503	144.754	144.474	146.204
Other polyethylene bags, pouches, and liners.....		326111-15	06/07	182.553	183.770	184.287	185.080	188.013
Coextruded single-web film specialty bags, pouches, & liners.....		326111-16	06/13	136.321	136.321	137.669	137.669	137.669
Multiweb film/film combination specialty bags, pouches, and liners.....		326111-3	12/03	205.858	206.019	204.076	205.122	206.199
Secondary products and miscellaneous receipts.....		326111-SM						
Secondary products.....		326111-S	12/03	229.525	230.792	237.502	240.135	240.620
Plastics packaging film and sheet mfg.....	326112		12/03	174.510	173.972	175.645	176.513	178.186
Primary products.....		326112-P	12/03	176.942	176.445	178.123	179.086	180.896
Single-web film, rolls, and sheets, including coextruded, for flexible packaging uses.....		326112-1	12/87	273.166	275.165	277.825	279.343	281.277
Single-web film, rolls, and sheets for flexible packaging uses.....		326112-11	06/07	178.577	180.274	181.454	182.461	183.544
Coextruded single-web film, for flexible packaging uses.....		326112-12	06/07	156.436	156.110	159.740	160.555	162.342
Film/film multiweb laminated rolls and sheets, excluding foil, for flexible packaging uses.....		326112-3	12/87	190.729	181.074	182.654	183.589	188.379
Secondary products and miscellaneous receipts.....		326112-SM						
Secondary products.....		326112-S	12/03	169.983	168.693	170.667	170.265	170.198
Nonpackaging plastics film and sheet mfg.....	326113		06/93	226.440	225.479	227.985	229.083	231.324
Primary products.....		326113-P	12/82	280.744	279.390	282.587	283.967	286.778
Unlaminated plastics film and sheet, excluding packaging.....		326113-0	12/82	280.744	279.390	282.587	283.967	286.778
Unlaminated polyethylene film and sheet.....		326113-01	06/93	275.190	274.001	277.193	276.801	276.801
Unlaminated vinyl and vinyl copolymer film and sheet.....		326113-03	06/93	255.138	247.607	247.607	—	—
Miscellaneous unlaminated plastics film and sheet.....		326113-04	06/93	210.559	210.477	211.305	215.015	219.899
Secondary products and miscellaneous receipts.....		326113-SM						
Secondary products.....		326113-S	06/93	164.844	166.484	167.098	167.646	168.849
Plastics pipe/fitting/unsupported shapes mfg.....	32612		12/03	273.296	271.420	270.251	269.496	272.822
Unlaminated plastics profile shape mfg.....	326121		06/93	177.896	173.055	173.002	172.325	173.862
Primary products.....		326121-P	12/82	230.620	223.478	223.399	222.400	225.018
Unlaminated plastics profile shapes.....		326121-0	12/82	230.620	223.478	223.399	222.400	225.018
Secondary products and miscellaneous receipts.....		326121-SM						

See footnotes at end of table.

Table 11. Producer price indexes for net output of selected industries and their products, not seasonally adjusted — Continued
 [April 2024]

Title ¹	Industry code	Product code	Index base	Unadjusted index ²				
				Dec. 2023	Jan. 2024 ^P	Feb. 2024 ^P	Mar. 2024 ^P	Apr. 2024 ^P
Plastics pipe and pipe fitting manufacturing.....	326122		06/93	463.389	464.851	461.959	460.916	467.359
Primary products.....		326122-P	12/82	448.003	449.471	446.617	445.615	451.820
Plastics pipe.....		326122-1	12/82	436.621	438.143	434.851	432.695	438.687
Plastics drain, waste, and vent pipe.....		326122-11	06/87	231.826	235.721	230.587	227.804	230.126
Plastics water pipe.....		326122-13	06/87	398.297	402.860	395.970	394.890	403.088
Plastics sewer, stormdrain, and water main pipe.....		326122-18	12/17	202.142	198.584	199.001	198.350	200.659
Other plastics pipe.....		326122-1B	07/87	477.655	477.655	477.655	477.655	483.397
Plastics pipe fittings and unions.....		326122-3	12/03	427.906	428.880	428.547	433.114	439.302
Secondary products and miscellaneous receipts.....		326122-SM						
Miscellaneous receipts.....		326122-M	12/99	222.327	226.285	230.100	228.484	226.566
Secondary products.....		326122-S1	12/17	151.001	148.980	149.473	149.071	152.782
Laminated plastics plate, sheet, and shape mfg.....	32613		12/03	173.975	174.230	174.231	174.231	175.054
Laminated plastics plate, sheet (except packaging), and shape manufacturing.....	326130		06/93	216.399	216.716	216.717	216.717	217.741
Primary products.....		326130-P	12/82	283.147	283.577	283.577	283.577	284.686
Laminated plastics plates, sheet (except packaging), and shapes.....		326130-0	12/82	283.147	283.577	283.577	283.577	284.686
Secondary products and miscellaneous receipts.....		326130-SM						
Secondary products.....		326130-S	06/93	197.852	197.852	197.897	197.897	—
Polystyrene foam product mfg.....	32614		12/03	315.474	316.062	315.853	321.689	321.670
Polystyrene foam product manufacturing.....	326140		12/03	315.626	316.214	316.005	321.870	321.851
Primary products.....		326140-P	12/03	304.871	305.615	305.351	305.419	305.395
Packaging, polystyrene foam products.....		326140-2	12/03	364.591	365.229	363.806	364.275	362.949
Polystyrene foam food containers.....		326140-21	06/06	321.140	320.158	318.949	319.573	317.807
Polystyrene foam protective shipping pads, shaped cushioning, etc.....		326140-22	06/06	297.467	300.778	299.538	299.538	299.538
Building and construction polystyrene foam products.....		326140-3	12/03	224.896	225.685	225.938	225.938	225.938
Consumer and institutional polystyrene foam products.....		326140-5	12/82	399.187	397.636	398.051	397.764	399.208
All other polystyrene foam products incl. transportation application uses.....		326140-9	06/06	190.530	195.412	195.412	195.412	195.412
Secondary products and miscellaneous receipts.....		326140-SM						
Foam product (ex polystyrene) mfg.....	32615		12/03	192.050	192.267	191.844	191.893	191.898
Urethane and other foam product mfg.....	326150		12/03	192.028	192.245	191.822	191.871	191.876
Primary products.....		326150-P	12/03	186.395	186.591	186.165	186.208	186.213
Packaging polyurethane foam products.....		326150-2	12/03	295.101	295.101	295.101	295.101	295.101
Furniture and furnishings polyurethane foam products.....		326150-4	12/82	280.240	280.240	278.682	278.592	278.592
Polyurethane foam formed and slab stock for pillows, seating, and cushioning.....		326150-41	12/05	155.536	155.536	152.075	151.875	151.875
Consumer and institutional polyurethane foam products.....		326150-5	12/03	238.757	238.757	238.757	238.757	238.757
All other miscellaneous polyurethane foam products.....		326150-6	12/03	120.814	120.814	120.814	121.974	122.054
Products made of foam other than polystyrene or polyurethane.....		326150-9	12/99	164.214	164.967	164.967	164.967	164.967
Secondary products and miscellaneous receipts.....		326150-SM						
Secondary products.....		326150-S	12/03	261.768	262.620	262.633	262.877	262.904
Plastics bottle mfg.....	32616		12/03	148.514	149.706	148.288	148.559	148.663
Plastics bottle manufacturing.....	326160		06/93	167.393	168.737	167.138	167.444	167.561
Primary products.....		326160-P	12/82	186.680	188.211	186.397	186.664	186.762
Plastics bottles.....		326160-0	06/87	177.887	179.345	177.617	177.871	177.964
Secondary products and miscellaneous receipts.....		326160-SM						
Other plastics product mfg.....	32619		12/03	182.077	182.671	182.754	183.350	183.994
Plastics plumbing fixture manufacturing.....	326191		06/93	203.663	205.989	205.990	205.990	205.990
Primary products.....		326191-P	06/93	205.324	207.728	207.728	207.728	207.728
Plastics plumbing fixtures.....		326191-0	06/93	205.324	207.728	207.728	207.728	207.728
Secondary products and miscellaneous receipts.....		326191-SM						
Miscellaneous receipts.....		326191-M	12/04	102.539	103.333	103.333	103.333	103.333
All other plastics product manufacturing.....	326199		06/93	201.257	201.837	201.933	202.623	203.367
Primary products.....		326199-P	06/87	237.351	238.133	238.215	239.117	239.880
All other reinforced and fiberglass plastics products.....		326199-A	06/93	270.277	269.941	272.343	271.796	271.796
Consumer/institutional/commercial fabricated plastics products (excl. foam and wire coated).....		326199-C	06/93	216.089	216.072	216.404	216.457	216.798
Transportation fabricated plastics products (excluding foam and reinforced plastics).....		326199-1	06/93	136.165	136.165	136.177	137.813	137.813
Electrical and electronic fabricated plastics (excluding foam and reinforced plastics).....		326199-2	12/82	149.076	149.076	149.076	149.076	149.076
Industrial machinery plastics products, excluding foam (incl. gears, bearings, etc.).....		326199-3	06/93	204.065	204.065	204.065	204.065	204.065
Plastics packaging (excluding film, sheet, foam, and bottles).....		326199-4	06/93	199.680	201.810	201.123	202.138	204.630
Building & construction fabricated plastics products (excl foam, plumbing fixtures, hardware).....		326199-8	12/03	186.193	187.169	187.130	187.453	187.756
Secondary products and miscellaneous receipts.....		326199-SM						
Miscellaneous receipts.....		326199-M	12/99	184.790	184.090	184.090	184.090	184.090
Secondary products.....		326199-S	06/93	181.132	181.638	182.272	182.348	185.403

See footnotes at end of table.

Table 11. Producer price indexes for net output of selected industries and their products, not seasonally adjusted — Continued
[April 2024]

Title ¹	Industry code	Product code	Index base	Unadjusted index ²				
				Dec. 2023	Jan. 2024 ^P	Feb. 2024 ^P	Mar. 2024 ^P	Apr. 2024 ^P
Rubber product mfg.	3262		12/03	194.229	194.557	194.745	194.591	194.684
Tire mfg.	32621		06/81	217.867	217.954	217.975	217.767	217.767
Tire manufacturing, except retreading.	326211		06/81	217.878	217.964	217.985	217.778	217.778
Primary products.		326211-P	06/81	201.582	201.674	201.694	201.498	201.498
Tread rubber, tire sundries, and repair materials.		326211-H	06/81	305.447	305.338	305.338	305.344	305.344
Pneumatic tires (including passenger, truck, bus, tractor, industrial, and other tires).		326211-0	12/11	121.410	121.471	121.484	121.357	121.357
Passenger car pneumatic tires (casings).		326211-01	06/81	184.575	184.916	184.844	184.604	184.604
Truck and bus (including off-the-highway) pneumatic tires.		326211-03	06/81	189.247	188.588	188.904	188.795	188.795
Secondary products and miscellaneous receipts.		326211-SM						
Rubber and plastics hose and belting.	32622		12/03	204.517	205.279	205.453	206.344	206.544
Rubber and plastics hose and belting mfg.	326220		12/81	326.997	328.217	328.495	329.919	330.239
Primary products.		326220-P	12/81	328.781	329.886	330.121	331.600	331.932
Rubber and plastics belt and belting mfg.		326220-D	12/11	145.813	147.337	147.369	147.369	147.369
Rubber and plastics transmission belts and belting (excluding flat).		326220-D2	12/81	235.190	236.919	236.919	236.919	236.919
Rubber and plastic hose mfg.		326220-H	12/11	130.814	130.188	130.357	131.621	131.905
Rubber and plastics hose for on- and off-highway motor vehicles.		326220-H3	12/04	155.390	153.089	153.089	157.389	157.389
Industrial rubber and plastics hose without fittings.		326220-H4	12/04	161.522	161.522	161.522	161.522	161.522
Rubber and plastics water hose (incl. fire, irrigation, etc.).		326220-H5	12/04	224.455	225.013	226.878	226.878	230.020
Secondary products and miscellaneous receipts.		326220-SM						
Other rubber product mfg.	32629		12/88	217.546	218.127	218.596	218.105	218.304
Rubber product mfg. for mechanical use.	326291		12/88	175.326	175.634	175.564	175.699	175.699
Primary products.		326291-P	12/88	166.062	166.153	166.152	166.152	166.152
Other extruded rubber mechanical goods (excl. auto)(excl. tubing).		326291-C	12/03	150.303	150.303	150.303	150.303	150.303
Molded rubber mechanical goods, automotive.		326291-1	06/83	120.924	120.924	120.924	120.924	120.924
Molded rubber mechanical goods, transportation (excluding automotive)/off-highway machinery.		326291-2	12/03	156.260	154.603	154.603	154.603	154.603
Other molded rubber mechanical goods (excluding tubing).		326291-9	12/03	195.847	198.396	198.395	198.395	198.395
Secondary products and miscellaneous receipts.		326291-SM						
Secondary products.		326291-S	06/83	288.056	292.457	290.128	294.731	294.720
All other rubber product manufacturing.	326299		06/83	282.110	283.035	284.163	282.921	283.360
Primary products.		326299-P	06/83	284.030	285.036	286.678	285.282	285.741
All other miscellaneous rubber goods.		326299-B	06/83	242.975	246.918	246.653	246.653	246.653
Rubber compounds or mixtures for sale or interplant transfer.		326299-6	06/83	308.802	308.428	308.428	308.428	310.156
All other industrial rubber products.		326299-7	06/83	322.733	324.431	329.345	324.471	324.471
Secondary products and miscellaneous receipts.		326299-SM						
Secondary products.		326299-S	06/83	252.300	252.355	247.960	248.375	248.604
Nonmetallic mineral product manufacturing.	327		12/84	289.371	294.137	296.248	297.995	297.780
Clay product and refractory manufacturing.	3271		12/03	177.679	178.675	179.583	179.604	179.869
Pottery, ceramics, and plumbing fixture mfg.	32711		12/84	274.073	274.101	275.123	275.979	276.197
Pottery, ceramics, and plumbing fixture mfg.	327110		12/11	150.622	150.638	151.201	151.672	151.792
Primary products.		327110-P	12/11	145.859	145.683	146.090	146.520	146.640
Vitreous china, porcelain, and earthenware (semivitreous) table and kitchenware.		327110-5	12/06	140.697	140.697	140.697	140.697	140.697
All other pottery products (including china decorated for the trade).		327110-6	12/06	168.745	168.745	168.745	168.745	168.745
Porcelain, steatite, and other ceramic electrical products.		327110-7	12/85	323.582	322.158	324.126	326.211	326.792
Secondary products and miscellaneous receipts.		327110-SM						
Clay building material and refractories mfg.	32712		12/03	178.454	179.828	180.833	180.650	180.963
Clay building material and refractories mfg.	327120		12/11	140.731	141.814	142.606	142.462	142.709
Primary products.		327120-P	12/11	140.999	142.096	142.908	142.749	143.002
Brick and structural clay tile.		327120-1	12/84	254.075	256.068	262.077	262.853	263.995
Building or common brick.		327120-11	12/84	251.393	253.210	259.230	260.007	261.151
Glazed brick and other brick (paving, floor, and sewer).		327120-12	12/04	196.876	208.130	208.130	208.168	208.168
Clay floor and wall tile, glazed and unglazed (including quarry tile and ceramic mosaic tile).		327120-2	06/85	118.887	118.887	119.936	118.385	116.011
Nonclay refractories (excluding dead-burned magnesia).		327120-6	12/04	205.049	208.526	206.567	206.513	210.426
Clay refractories.		327120-7	12/04	218.379	220.205	220.205	220.205	221.368
All other structural clay products, excluding clay refractories.		327120-9	12/85	301.476	302.606	302.606	317.853	317.853
Secondary products and miscellaneous receipts.		327120-SM						
Miscellaneous receipts.		327120-M	12/11	140.513	141.772	141.772	142.875	142.875
Glass and glass product manufacturing.	3272		12/03	167.355	168.836	168.927	169.171	168.151
Glass and glass product manufacturing.	32721		12/03	167.355	168.836	168.927	169.171	168.151
Flat glass manufacturing.	327211		12/80	147.427	146.343	147.068	146.378	146.378
Primary products.		327211-P	12/80	141.297	140.249	140.950	140.282	140.282
Flat glass (float, sheet, and plate process), made by flat glass producers.		327211-1	12/80	143.711	142.052	143.161	142.105	-

See footnotes at end of table.

Table 11. Producer price indexes for net output of selected industries and their products, not seasonally adjusted — Continued
 [April 2024]

Title ¹	Industry code	Product code	Index base	Unadjusted index ²				
				Dec. 2023	Jan. 2024 ^P	Feb. 2024 ^P	Mar. 2024 ^P	Apr. 2024 ^P
Flat glass manufacturing - Continued								
Other glass products, made by flat glass producers.....		327211-4	12/06	170.875	170.875	170.875	170.875	170.875
Secondary products and miscellaneous receipts.....		327211-SM						
Other pressed and blown glass and glassware.....	327212		06/83	202.383	201.988	202.994	202.570	202.725
Primary products.....		327212-P	06/83	200.598	200.197	201.197	200.759	200.928
Glass fiber and machine-made pressed and blown glass and glassware, made by glass producers.....		327212-B	06/12	151.810	151.484	152.258	151.919	152.049
Handmade pressed and blown glass and glassware, made by glass producers....		327212-9	12/04	145.489	146.112	146.112	146.142	146.142
Secondary and miscellaneous receipts.....		327212-SM						
Glass container manufacturing.....	327213		06/82	272.471	282.193	283.099	283.192	281.131
Primary products.....		327213-P	06/82	273.554	283.328	284.239	284.332	282.261
Glass containers (including value of packaging).....		327213-0	12/03	196.768	203.798	204.454	204.521	203.031
Secondary products and miscellaneous receipts.....		327213-SM1						
Glass product mfg. made of purchased glass.....	327215		06/83	213.559	215.021	214.318	215.382	213.346
Primary products.....		327215-P	06/83	207.273	208.679	207.994	209.033	207.039
Pressed and blown glassware, made from purchased glass.....		327215-E	12/22	105.034	106.284	107.145	107.699	107.010
Other glass products, made from purchased glass.....		327215-F	06/83	200.953	201.662	201.617	201.666	201.666
Mirrors (decorated and undecorated), made from purchased glass.....		327215-9	06/83	208.698	211.659	207.505	211.700	202.902
Secondary products and miscellaneous receipts.....		327215-SM						
Secondary products.....		327215-S	06/83	249.770	257.276	257.281	257.282	257.286
Cement and concrete product manufacturing.....	3273		12/03	238.917	243.506	245.355	247.541	247.804
Cement manufacturing.....	32731		06/82	334.569	345.632	345.902	348.468	349.692
Cement manufacturing.....	327310		06/82	334.576	345.639	345.909	348.475	349.699
Primary products.....		327310-P	06/82	330.134	341.040	341.308	343.855	345.070
Cement, hydraulic (including cost of shipping containers).....		327310-0	06/89	326.361	337.143	337.408	339.926	341.127
Secondary products and miscellaneous receipts.....		327310-SM						
Ready-mix concrete manufacturing.....	32732		12/03	241.800	247.391	249.890	253.432	253.729
Ready-mix concrete manufacturing.....	327320		06/81	374.905	383.573	387.448	392.940	393.400
Primary products.....		327320-P	06/81	371.052	379.548	383.502	389.102	389.548
Northeast region ready-mix concrete.....		327320-A	12/12	165.065	165.065	171.655	173.356	173.356
Midwest region ready-mix concrete.....		327320-B	12/12	167.962	174.503	174.227	180.124	180.386
South region ready-mix concrete.....		327320-C	12/12	166.920	171.105	174.152	177.014	177.355
West region ready-mix concrete.....		327320-D	12/12	176.124	178.649	178.215	177.538	177.538
Secondary products and miscellaneous receipts.....		327320-SM						
Miscellaneous receipts.....		327320-M	06/81	404.604	410.378	410.378	410.378	410.378
Secondary products.....		327320-S	06/81	411.501	425.187	425.187	425.320	426.310
Concrete pipe, brick, and block manufacturing.....	32733		12/03	220.621	223.390	224.719	225.580	225.999
Concrete block and brick manufacturing.....	327331		06/81	361.733	365.197	368.184	370.123	371.064
Primary products.....		327331-P	06/81	374.595	378.265	381.402	383.373	384.372
Concrete block and brick.....		327331-0	12/06	177.635	179.375	180.863	181.798	182.271
Structural concrete block, lightweight units (weighing less than 105 lb/cubic ft.) (dry weight).....		327331-01	06/81	337.056	345.039	346.789	346.742	347.521
Structural concrete block, mediumweight units (weighing 105 - 124 lb/cubic ft.) (dry weight).....		327331-02	06/81	447.067	445.944	462.019	462.019	462.019
Structural concrete block, normalweight units (weighing 125 lb or more/cubic ft.) (dry weight).....		327331-03	06/81	425.907	435.426	435.827	435.975	436.440
Decorative concrete block (including screen, split, slump, shadowal block, etc.).....		327331-04	06/81	328.435	335.469	336.450	338.534	338.887
Concrete pavers (including grid, interlocking, etc.).....		327331-05	06/81	368.925	368.925	373.621	377.583	378.597
Concrete brick.....		327331-06	06/81	351.033	351.033	352.372	352.372	355.042
Secondary products and miscellaneous receipts.....		327331-SM						
Miscellaneous receipts.....		327331-M	06/81	308.180	308.180	308.180	314.238	314.238
Secondary products.....		327331-S	06/81	322.340	323.758	325.969	327.062	327.396
Concrete pipe manufacturing.....	327332		12/03	232.848	237.642	237.642	237.637	237.637
Primary products.....		327332-P	12/03	232.379	237.280	237.280	237.280	237.280
Concrete pipe.....		327332-0	12/03	232.379	237.280	237.280	237.280	237.280
Concrete storm sewer pipe.....		327332-02	12/99	310.214	312.060	312.060	312.060	312.060
Concrete pipe, except concrete culvert and storm sewer pipe.....		327332-03	06/94	271.812	272.267	272.267	272.267	272.267
Secondary products and miscellaneous receipts.....		327332-SM1						
Other concrete product manufacturing.....	32739		12/03	248.162	250.663	251.795	251.752	251.694
Other concrete product manufacturing.....	327390		12/03	248.198	250.712	251.843	251.800	251.742
Primary products.....		327390-P	12/03	244.623	246.250	247.424	247.378	247.318
Precast concrete products.....		327390-1	12/79	440.505	444.456	446.791	446.775	446.775
Precast concrete slabs and tile, roof and floor units.....		327390-11	07/85	393.008	393.008	393.008	393.008	393.008
Precast concrete architectural wall panels.....		327390-12	11/84	365.415	371.066	371.124	371.124	371.124

See footnotes at end of table.

Table 11. Producer price indexes for net output of selected industries and their products, not seasonally adjusted — Continued
 [April 2024]

Title ¹	Industry code	Product code	Index base	Unadjusted index ²				
				Dec. 2023	Jan. 2024 ^P	Feb. 2024 ^P	Mar. 2024 ^P	Apr. 2024 ^P
Other concrete product manufacturing - Continued								
Burial vaults and boxes, precast concrete.....		327390-13	12/79	477.165	490.159	490.159	493.553	493.553
Precast concrete products (excl burial vaults and boxes, slabs and tile, and arch. wall panels).....		327390-14	12/79	415.407	418.433	421.414	421.165	421.165
Prestressed concrete products.....		327390-4	12/79	436.820	434.579	435.562	435.156	434.502
Prestressed concrete products (excl bridge beams and solid and hollow cored slabs and panels).....		327390-43	06/94	239.096	239.337	239.337	239.337	239.337
Prestressed concrete bridge beams.....		327390-46	01/17	209.588	208.528	208.278	207.744	206.883
Prestressed concrete solid and hollow cored slabs and panels.....		327390-47	01/17	166.256	162.023	165.031	165.031	165.031
Secondary products and miscellaneous receipts.....		327390-SM						
Secondary products.....		327390-S	12/79	591.656	644.333	644.333	644.333	644.333
Lime and gypsum product manufacturing.....	3274		12/03	249.577	255.566	261.893	265.728	264.755
Lime manufacturing.....	32741		12/03	322.702	346.560	357.700	361.851	362.258
Lime manufacturing.....	327410		12/85	414.909	445.584	459.908	465.244	465.768
Primary products.....		327410-P	12/85	432.125	464.034	479.016	484.604	485.153
Lime.....		327410-0	12/04	314.696	337.934	348.845	352.914	353.314
Secondary products and miscellaneous receipts.....		327410-SM1						
Gypsum product manufacturing.....	32742		12/03	234.412	234.407	239.316	243.200	241.705
Gypsum product manufacturing.....	327420		06/81	382.995	382.986	391.006	397.352	394.910
Primary products.....		327420-P	06/81	411.218	411.209	419.834	426.658	424.032
Gypsum building materials.....		327420-1	12/93	343.922	343.912	352.550	359.384	356.754
Other gypsum products.....		327420-5	01/00	243.423	243.423	243.423	243.423	243.423
Secondary products and miscellaneous receipts.....		327420-SM						
Other nonmetallic mineral products.....	3279		12/84	262.099	266.749	268.509	268.787	269.036
Abrasive product manufacturing.....	32791		12/03	176.300	180.710	180.508	181.837	180.611
Abrasive product manufacturing.....	327910		12/80	294.289	301.634	301.297	303.512	301.469
Primary products.....		327910-P	12/80	310.551	318.424	318.019	320.389	318.196
Nonmetallic sized grains, powders, and flour abrasives (incl. graded only).....		327910-1	06/87	253.684	256.722	256.722	256.722	256.722
Nonmetallic abrasive products (including diamond abrasives).....		327910-4	12/80	298.235	314.705	315.436	316.676	317.031
Nonmetallic coated abrasive products and buffing wheels, polishing wheels, and laps.....		327910-7	12/80	369.393	373.046	373.825	380.105	380.105
Secondary products and miscellaneous receipts.....		327910-SM						
Miscellaneous receipts.....		327910-M	12/80	366.174	368.236	375.003	376.210	376.210
All other nonmetallic mineral product mfg.....	32799		12/03	202.377	205.651	207.349	207.283	207.819
Cut stone and stone product manufacturing.....	327991		12/84	245.175	248.685	250.284	250.273	250.273
Primary products.....		327991-P	12/84	239.031	242.524	244.113	244.113	244.113
Dressed dimension granite (including gneiss, syenite, diorite, and cut granite).....		327991-1	12/84	231.999	236.479	238.501	238.501	238.501
Dressed dimension limestone (including dolomite, travertine, calcareous, tufa, & cut limestone).....		327991-4	12/84	204.238	215.170	215.170	215.170	215.170
Dressed dimension marble and other stone.....		327991-7	12/84	243.923	243.923	245.062	245.062	245.062
Secondary products and miscellaneous receipts.....		327991-SM						
Secondary products.....		327991-S	12/84	222.208	222.208	222.289	221.789	221.789
Ground or treated mineral and earths manufacturing.....	327992		06/85	313.829	314.416	314.982	313.894	318.512
Primary products.....		327992-P	06/85	307.487	308.123	308.687	307.603	312.207
Ground or treated minerals and earths.....		327992-0	06/85	307.487	308.123	308.687	307.603	312.207
Treated lightweight aggregate and crushed slag, minerals and earths.....		327992-04	12/14	156.459	156.459	155.565	154.776	158.139
Other minerals or earths, treated.....		327992-06	12/14	89.360	89.360	90.232	89.948	90.798
Secondary products and miscellaneous receipts.....		327992-SM						
Mineral wool manufacturing.....	327993		12/81	294.718	300.269	305.861	306.632	306.462
Primary products.....		327993-P	12/81	294.988	300.556	306.166	306.939	306.769
Mineral wool for thermal and acoustical envelope insulation.....		327993-1	12/81	301.522	302.834	309.353	312.369	311.329
Mineral wool for industrial, equipment, and appliance insulation.....		327993-4	12/81	249.262	259.169	262.976	260.985	261.870
Secondary products and miscellaneous receipts.....		327993-SM						
Miscellaneous nonmetallic mineral products manufacturing.....	327999		12/03	180.984	185.910	185.910	185.465	185.465
Primary products.....		327999-P	12/03	179.817	184.796	184.796	184.347	184.347
All other nonmetallic mineral products.....		327999-0	12/03	179.817	184.796	184.796	184.347	184.347
Other nonmetallic mineral products.....		327999-09	06/06	120.650	121.216	121.216	120.605	120.605
Secondary products and miscellaneous receipts.....		327999-SM						
Primary metal mfg.....	331		12/84	279.306	288.205	294.458	282.293	280.553
Iron & steel mills & ferroalloy mfg.....	3311		12/03	244.605	260.216	272.236	248.721	242.540
Iron & steel mills & ferroalloy mfg.....	33111		12/03	244.605	260.216	272.236	248.721	242.540
Iron and steel mills and ferroalloy mfg.....	331110		06/82	262.503	279.275	292.192	266.920	260.269
Primary products.....		331110-P	06/82	268.797	287.264	301.619	273.365	265.379
Steel ingots and semifinished products.....		331110-3	06/82	473.635	479.244	475.942	463.963	460.182

See footnotes at end of table.

Table 11. Producer price indexes for net output of selected industries and their products, not seasonally adjusted — Continued
 [April 2024]

Title ¹	Industry code	Product code	Index base	Unadjusted index ²				
				Dec. 2023	Jan. 2024 ^P	Feb. 2024 ^P	Mar. 2024 ^P	Apr. 2024 ^P
Iron and steel mills and ferroalloy mfg - Continued								
Ferroalloys and related products.....		331110-6	12/09	97.502	92.897	91.450	86.843	87.526
Hot rolled steel bars, plates, and structural shapes.....		331110-7	06/82	281.259	281.779	288.496	289.368	285.015
Hot rolled steel bars, plates, and structural shapes, carbon.....		331110-71	12/17	161.943	162.182	166.714	167.326	164.800
Hot rolled steel bars, plates, and structural shapes, alloy.....		331110-76	12/10	—	141.307	138.488	137.721	—
Secondary products and miscellaneous receipts.....		331110-SM						
Steel product mfg from purchased steel.....	3312		12/03	289.114	294.308	295.175	285.255	279.907
Iron & steel pipe and tube mfg from purchased steel.....	33121		12/03	325.144	332.575	336.624	327.205	319.633
Iron and steel pipe and tube manufacturing from purchased steel.....	331210		06/82	465.049	475.676	481.463	467.981	457.152
Primary products.....		331210-P	06/82	477.581	488.551	494.825	481.610	470.480
Iron and steel pipes and tubes, from purchased iron and steel.....		331210-0	06/82	477.581	488.551	494.825	481.610	470.480
Pipe and tube, carbon.....		331210-02	12/10	182.818	188.584	191.691	185.327	179.804
Pipe and tube, alloy.....		331210-03	12/10	141.159	140.643	—	—	—
Pipe and tube, stainless.....		331210-04	12/10	120.021	120.136	120.032	119.758	120.528
Secondary products and miscellaneous receipts.....		331210-SM1						
Rolling & drawing of purchased steel.....	33122		12/03	259.086	262.455	260.752	250.468	246.937
Rolled steel shape mfg.....	331221		06/82	323.357	331.395	326.316	304.009	297.119
Primary products.....		331221-P	06/82	297.000	304.333	299.184	277.598	271.339
Cold rolled steel sheet and strip, made from purchased steel.....		331221-1	06/82	337.711	344.913	336.342	300.983	293.248
Cold finished steel bars and bar shapes, made from purchased steel.....		331221-3	06/82	259.516	267.779	267.716	266.526	262.067
Secondary products and miscellaneous receipts.....		331221-SM						
Steel wire drawing.....	331222		06/82	302.263	302.345	303.311	300.833	299.219
Primary products.....		331222-P	06/82	308.429	308.520	309.661	307.032	305.320
Steel wire, including galvanized and other coated wire.....		331222-5	06/82	283.241	283.358	283.947	280.584	279.305
Carbon steel wire.....		331222-5A	06/82	285.249	284.434	285.294	284.340	283.987
Secondary products and miscellaneous receipts.....		331222-SM						
Miscellaneous receipts.....		331222-M	03/98	142.085	141.406	121.523	121.523	121.523
Alumina & aluminum production & processing.....	3313		12/03	150.941	150.147	150.378	149.871	151.120
Alumina & aluminum production & processing.....	33131		12/03	151.028	150.234	150.464	149.958	151.207
Secondary smelting and alloying of aluminum.....	331314		12/03	169.762	168.197	168.499	169.028	170.020
Primary products.....		331314-P	06/80	183.221	181.455	181.784	182.364	183.449
Aluminum ingot, including billet, made by secondary smelters.....		331314-2	12/03	170.763	168.967	169.356	169.956	171.079
Aluminum and aluminum-base alloys powders, paste, and flakes.....		331314-5	12/03	145.564	145.316	144.945	144.945	144.945
Secondary products and miscellaneous receipts.....		331314-SM						
Aluminum sheet, plate, and foil mfg.....	331315		06/81	200.340	197.928	198.786	—	—
Primary products.....		331315-P	06/81	206.977	204.485	205.414	—	—
Aluminum sheet, plate, and foil.....		331315-0	06/81	206.977	204.485	205.414	—	—
Secondary products and miscellaneous receipts.....		331315-SM2						
Other aluminum rolling, drawing, and extruding.....	331318		12/81	254.568	253.873	253.481	252.424	253.167
Primary products.....		331318-P	12/81	264.183	263.555	263.136	262.114	262.785
Other extruded aluminum shapes, including rod, bar, and wire.....		331318-0	12/81	281.133	280.463	280.018	278.930	279.645
Secondary products and miscellaneous receipts.....		331318-SM						
Nonferrous (exc alum) production & processing.....	3314		12/03	275.047	277.494	277.399	282.403	292.300
Nonferrous metal (except aluminum) smelting and refining.....	33141		12/03	287.905	287.279	291.829	295.404	299.526
Nonferrous metal (except aluminum) smelting and refining.....	331410		12/09	113.333	113.086	114.877	116.285	117.907
Primary products.....		331410-P	12/09	117.732	117.496	119.406	120.783	122.504
Primary smelting and refining of copper.....		331410-1	06/80	303.148	302.530	—	—	—
Secondary products and miscellaneous receipts.....		331410-SM1						
Copper rolling/drawing/extruding & alloying.....	33142		12/03	310.088	312.062	310.998	316.408	331.196
Copper rolling, drawing, extruding, and alloying.....	331420		12/11	122.444	123.222	122.803	124.938	130.772
Primary products.....		331420-P	12/11	122.694	123.531	123.088	125.334	131.606
Copper wire and cable.....		331420-A	12/03	273.630	275.052	275.389	280.325	295.769
Copper and copper alloy mill shapes, except wire and cable.....		331420-B	12/22	98.984	99.794	99.020	100.855	105.595
Secondary products and miscellaneous receipts.....		331420-SM						
Miscellaneous receipts.....		331420-M	12/11	140.485	140.559	141.254	—	—
Other nonferrous roll/draw/extruding/alloying.....	33149		12/03	239.478	243.731	242.840	248.033	255.151
Nonferrous metal (except copper and aluminum) rolling, drawing, and extruding.....	331491		12/03	218.920	221.654	223.649	223.314	228.635
Primary products.....		331491-P	12/03	189.497	191.898	193.576	193.294	197.971
All other nonferrous metal mill shapes.....		331491-D	06/82	305.519	332.590	340.099	338.426	350.316
Nickel and nickel-base alloy mill shapes.....		331491-2	06/82	270.066	258.683	266.272	265.784	266.518
Titanium and titanium-base alloy mill shapes.....		331491-3	06/82	193.046	192.747	194.127	194.127	194.832
Secondary products and miscellaneous receipts.....		331491-SM						

See footnotes at end of table.

Table 11. Producer price indexes for net output of selected industries and their products, not seasonally adjusted — Continued
 [April 2024]

Title ¹	Industry code	Product code	Index base	Unadjusted index ²				
				Dec. 2023	Jan. 2024 ^P	Feb. 2024 ^P	Mar. 2024 ^P	Apr. 2024 ^P
Nonferrous metal (except copper and aluminum) rolling, drawing, and extruding - Continued								
Secondary products.....		331491-S	06/82	377.007	377.146	377.889	375.569	375.304
Secondary smelting, refining, and alloying of nonferrous metal (except copper and aluminum).....	331492		12/03	263.155	269.003	265.208	276.011	285.017
Primary products.....		331492-P	12/03	264.116	269.020	265.065	276.157	285.408
All other miscellaneous secondary nonferrous metals, including secondary lead and zinc.....		331492-B	06/11	85.954	86.124	83.714	84.983	86.798
Nonferrous metal powders, paste, and flakes (excluding aluminum and copper)....		331492-1	06/85	—	250.192	249.769	254.020	255.912
Secondary products and miscellaneous receipts.....		331492-SM						
Foundries.....	3315		12/03	204.258	205.611	206.406	206.496	206.463
Ferrous metal foundries.....	33151		12/84	295.156	296.922	297.182	296.926	295.570
Iron foundries.....	331511		12/80	347.083	352.080	352.416	351.888	351.273
Primary products.....		331511-P	12/80	333.949	338.694	339.064	338.430	337.718
Cast iron pressure and soil pipe and fittings, all sizes.....		331511-B	12/03	425.407	445.144	445.193	445.182	445.024
Standard and pearlitic malleable iron castings.....		331511-T	06/12	188.487	190.777	190.748	190.744	189.648
Other ductile iron castings.....		331511-3	06/86	217.385	219.148	219.558	218.552	217.588
Other gray iron castings (including molds and stools for heavy steel ingots).....		331511-9	12/03	209.332	213.456	213.635	213.728	214.029
Secondary products and miscellaneous receipts.....		331511-SM						
Steel investment foundries.....	331512		06/81	362.789	362.659	362.679	362.685	357.027
Primary products.....		331512-P	06/81	345.553	345.385	345.385	345.385	339.961
Steel investment castings.....		331512-0	06/81	345.553	345.385	345.385	345.385	339.961
Secondary products and miscellaneous receipts.....		331512-SM						
Secondary products.....		331512-S	06/81	513.382	523.302	—	—	—
Steel foundries, except investment.....	331513		06/81	288.938	285.886	286.339	286.330	286.322
Primary products.....		331513-P	12/03	218.196	215.835	216.165	216.157	216.151
Carbon steel castings, except investment.....		331513-1	06/81	309.201	310.374	310.990	310.984	310.951
Alloy steel castings, excluding investment.....		331513-4	12/17	152.296	149.883	150.088	150.082	150.082
High alloy steel castings, except investment.....		331513-41	06/81	406.929	406.080	406.946	406.920	406.920
Other alloy steel castings, except investment.....		331513-43	12/03	211.513	203.170	203.170	203.170	203.170
Secondary products and miscellaneous receipts.....		331513-SM						
Nonferrous metal foundries.....	33152		12/84	250.938	252.823	254.846	255.410	256.912
Nonferrous metal die-casting foundries.....	331523		12/11	120.659	120.044	120.123	120.075	120.247
Primary products.....		331523-P	12/11	121.775	121.138	121.221	121.171	121.274
Aluminum die-castings.....		331523-1	06/83	190.301	189.066	189.513	189.533	189.751
Nonferrous (except aluminum) die-castings.....		331523-3	06/91	257.574	257.436	256.006	255.408	255.334
Secondary products and miscellaneous receipts.....		331523-SM						
Secondary products.....		331523-S	12/11	112.590	112.557	112.555	112.526	—
Aluminum foundries, except die-casting.....	331524		06/91	232.330	237.187	241.186	242.300	242.405
Primary products.....		331524-P	06/91	210.990	215.510	219.903	221.144	221.261
Aluminum castings, excluding die-castings.....		331524-0	06/91	210.990	215.510	219.903	221.144	221.261
Secondary products and miscellaneous receipts.....		331524-SM						
Secondary products.....		331524-S1	06/08	298.777	304.283	304.283	304.173	304.162
Other nonferrous metal foundries, except die-casting.....	331529		12/11	144.820	148.168	150.443	151.288	154.736
Primary products.....		331529-P	12/11	141.174	144.599	146.920	147.784	151.310
Copper foundries (excluding die-casting).....		331529-5	06/83	403.043	402.475	403.218	407.979	427.384
Secondary products and miscellaneous receipts.....		331529-SM						
Fabricated metal product mfg.....	332		12/84	279.967	281.749	282.062	282.506	283.390
Forging & stamping.....	3321		12/03	173.701	176.931	177.466	178.064	178.507
Forging & stamping.....	33211		12/03	173.729	176.960	177.494	178.093	178.536
Iron and steel forging.....	332111		12/83	189.780	192.447	195.707	198.704	198.706
Primary products.....		332111-P	12/83	186.372	188.338	191.691	194.772	194.774
Hot impression die impact, press and upset steel forgings.....		332111-1	12/83	196.732	199.870	204.979	209.665	209.668
Hot impression die impact, press and upset carbon steel forgings.....		332111-11	12/83	198.970	207.273	—	—	—
Hot impression die impact, press and upset alloy steel forgings.....		332111-12	12/83	182.565	181.205	182.356	182.207	182.213
Secondary products and miscellaneous receipts.....		332111-SM						
Nonferrous forging.....	332112		12/83	185.016	185.418	186.324	187.933	187.885
Primary products.....		332112-P	12/83	205.356	205.705	206.735	208.578	208.524
Hot impression die impact, press and upset nonferrous forgings.....		332112-4	12/83	218.508	218.923	220.147	222.338	222.274
Hot impression die impact, press, and upset aluminum and aluminum alloy forgings.....		332112-41	12/83	236.655	235.808	235.618	239.114	238.999
Hot impression die impact, press, and upset titanium and titanium alloy forgings.....		332112-42	12/83	169.117	169.117	172.473	172.473	172.473
Other nonferrous hot impression die impact, press, and upset forgings.....		332112-43	06/98	213.071	222.992	222.992	225.624	225.624
Secondary products and miscellaneous receipts.....		332112-SM						

See footnotes at end of table.

Table 11. Producer price indexes for net output of selected industries and their products, not seasonally adjusted — Continued
 [April 2024]

Title ¹	Industry code	Product code	Index base	Unadjusted index ²				
				Dec. 2023	Jan. 2024 ^P	Feb. 2024 ^P	Mar. 2024 ^P	Apr. 2024 ^P
Custom roll forming.....	332114		12/03	176.258	181.545	181.442	181.442	181.442
Primary products.....		332114-P	12/84	199.814	206.737	206.602	206.602	206.602
Custom roll formed products (steel, aluminum and other metal).....		332114-0	06/90	193.999	200.721	200.590	200.590	200.590
Secondary products and miscellaneous receipts.....		332114-SM						
Powder metallurgy part mfg.....	332117		12/03	133.352	135.553	136.265	136.265	136.292
Primary products.....		332117-P	12/03	133.946	136.157	136.872	136.872	136.899
Powder metallurgy parts.....		332117-0	12/91	137.473	139.743	140.477	140.477	140.504
Other metal stamping, except automotive.....	332119		06/84	256.840	261.241	260.341	259.819	261.515
Primary products.....		332119-P	12/03	200.809	203.346	203.049	203.453	204.239
Metal job stampings, except automotive.....		332119-3	06/84	264.852	269.586	268.905	271.115	271.232
Motor and generator metal job stampings.....		332119-32	06/07	128.419	129.730	—	—	—
Other metal job stampings.....		332119-33	06/07	176.587	179.892	179.565	181.200	181.481
Other metal stampings, n.e.c., incl. stamped and pressed metal, and crowns and closures.....		332119-9	01/24	—	100.000	100.000	99.342	100.202
Secondary products and miscellaneous receipts.....		332119-SM						
Miscellaneous receipts.....		332119-M	12/03	—	—	167.339	162.516	163.245
Secondary products.....		332119-S	12/03	—	—	135.258	135.258	144.479
Cutlery & handtool mfg.....	3322		12/03	163.442	165.286	165.215	165.286	165.457
Cutlery & handtool mfg.....	33221		12/03	163.426	165.270	165.199	165.269	165.440
Metal cookware, cutlery, and flatware mfg.....	332215		12/11	129.064	129.149	129.149	128.994	128.994
Primary products.....		332215-P	12/11	128.414	128.499	128.499	128.378	128.378
Cutlery, scissors, shears, trimmers, and snips.....		332215-2	12/83	297.414	298.340	298.340	290.978	290.978
Secondary products and miscellaneous receipts.....		332215-SM						
Miscellaneous receipts.....		332215-M	12/11	135.988	136.040	136.040	133.927	133.927
Secondary products.....		332215-S	12/11	135.896	135.896	135.896	135.896	135.896
Saw blade, handsaw, and hand and edge tool mfg.....	332216		12/11	136.024	138.257	138.170	138.337	138.548
Primary products.....		332216-P	12/11	135.374	137.793	137.700	137.877	138.101
Edge tools, hand-operated.....		332216-4	06/96	213.133	213.705	213.705	213.705	213.705
All other miscellaneous hand tools, except handsaws.....		332216-7	12/11	135.426	135.426	134.864	134.864	134.864
Secondary products and miscellaneous receipts.....		332216-SM						
Miscellaneous receipts.....		332216-M	12/11	137.760	136.165	136.165	136.165	136.165
Secondary products.....		332216-S	12/11	138.198	138.289	138.285	138.328	138.367
Architectural & structural metals mfg.....	3323		12/03	259.167	259.941	259.168	259.331	260.734
Plate work & fabricated structural prod mfg.....	33231		12/03	282.216	283.683	280.995	279.985	279.449
Prefabricated metal buildings and components mfg.....	332311		12/81	516.438	518.599	519.763	522.298	520.541
Primary products.....		332311-P	12/81	534.385	537.046	537.816	541.445	539.859
Prefabricated metal bldg & component systems (excl. farm service bldgs, resid. bldgs, & parts).....		332311-1	12/81	583.692	586.831	586.844	592.986	587.211
Other prefabricated and portable metal buildings and parts.....		332311-3	12/81	430.909	432.562	434.934	433.254	440.526
Secondary products and miscellaneous receipts.....		332311-SM						
Fabricated structural metal mfg.....	332312		12/03	278.714	280.482	276.349	274.668	274.130
Primary products.....		332312-P	06/82	362.391	364.342	358.491	356.116	355.352
Fabricated structural metal bar joists and concrete reinforcing bars.....		332312-1	06/82	364.856	370.295	361.638	356.651	354.061
Fabricated structural iron and steel for industrial buildings metal bar joists, short span.....		332312-11	06/11	167.896	180.584	179.748	179.738	179.738
Fabricated structural iron & steel for commercial, residential, institutional, & public bldgs.....		332312-12	06/11	217.236	217.283	211.142	207.457	205.542
Other fabricated structural metal.....		332312-5	06/82	368.281	368.281	365.525	365.391	365.391
Fabricated structural metal for bridges.....		332312-6	06/82	274.101	265.436	256.500	256.033	262.830
Secondary products and miscellaneous receipts.....		332312-SM						
Plate work mfg.....	332313		12/03	224.927	224.927	226.157	226.157	226.157
Primary products.....		332313-P	12/03	222.292	222.292	222.292	222.292	222.292
Fabricated plate work (stacks and weldments).....		332313-0	03/80	337.154	337.154	337.154	337.154	337.154
Secondary products and miscellaneous receipts.....		332313-SM1						
Ornamental & architectural metal prod mfg.....	33232		12/03	239.431	239.546	240.613	241.908	245.192
Metal window and door mfg.....	332321		06/83	411.534	411.539	411.769	411.813	411.936
Primary products.....		332321-P	06/83	430.535	430.534	430.728	430.775	430.908
Metal molding and trim and store fronts.....		332321-B	06/83	1,067.272	1,067.272	1,067.422	1,067.304	1,067.304
Metal windows (except storm sash).....		332321-D	06/83	404.804	404.804	405.174	405.174	405.174
Metal doors (except storm doors).....		332321-1	06/83	418.886	418.884	419.066	419.138	419.329
Metal window and door screens (except combination screens) and metal weather strip.....		332321-9	06/83	345.239	345.239	345.239	345.239	345.239
Secondary products and miscellaneous receipts.....		332321-SM						
Secondary products.....		332321-S	06/83	341.033	341.179	342.449	342.467	342.467
Sheet metal work mfg.....	332322		12/82	299.157	299.332	301.234	303.430	303.153

See footnotes at end of table.

Table 11. Producer price indexes for net output of selected industries and their products, not seasonally adjusted — Continued
 [April 2024]

Title ¹	Industry code	Product code	Index base	Unadjusted index ²				
				Dec. 2023	Jan. 2024 ^P	Feb. 2024 ^P	Mar. 2024 ^P	Apr. 2024 ^P
Sheet metal work mfg - Continued								
Primary products.....		332322-P	12/82	295.806	295.744	297.854	299.712	299.600
Sheet metal electronic enclosures.....		332322-C	06/11	148.425	148.502	148.349	149.793	149.431
Steel sheet metal computer & peripheral equipment enclosures.....		332322-C1	06/11	136.594	136.934	136.693	136.807	136.096
Aluminum sheet metal computer & peripheral equipment enclosures.....		332322-C2	06/11	179.103	179.103	179.031	179.574	179.571
Other sheet metal electronic enclosures (excluding computers).....		332322-C3	06/11	136.392	136.203	136.139	139.067	139.016
Other sheet metal work.....		332322-G	12/03	166.972	166.618	170.061	172.575	172.573
Aluminum and other sheet metal work.....		332322-G3	06/11	127.769	127.270	127.859	128.218	128.215
Sheet metal air-conditioning ducts and stove pipe.....		332322-1	12/03	291.053	291.053	291.053	289.668	289.668
Sheet metal roofing and roof drainage equipment.....		332322-7	12/03	246.925	248.563	246.925	246.925	246.925
Secondary products and miscellaneous receipts.....		332322-SM						
Secondary products.....		332322-S	12/03	200.869	200.833	200.863	203.649	203.871
Ornamental and architectural metal work mfg.....	332323		12/83	493.568	494.035	496.935	501.308	534.125
Primary products.....		332323-P	12/83	534.676	535.171	538.211	543.064	579.601
Ornamental and architectural metal work.....		332323-8	12/97	403.348	403.550	404.152	404.299	457.401
Iron, steel, and aluminum stairs, staircases, and fire escapes.....		332323-81	12/83	592.529	592.650	592.650	592.650	696.251
Steel and aluminum fences, gates (not wire), and railings and window guards...		332323-82	12/97	294.522	294.850	296.198	296.525	309.019
Other architectural and ornamental work.....		332323-9	12/97	304.693	305.215	305.215	311.898	312.512
Other aluminum and metal architectural and ornamental work.....		332323-91	12/88	318.278	318.610	318.610	324.037	324.037
Secondary products and miscellaneous receipts.....		332323-SM						
Secondary products.....		332323-S	12/83	239.512	239.993	242.751	-	-
Boiler, tank & shipping container mfg.....	3324		12/03	224.879	227.150	227.339	227.211	226.908
Power boiler & heat exchanger mfg.....	33241		12/03	256.730	262.937	263.142	263.136	263.106
Power boiler and heat exchanger mfg.....	332410		12/03	256.906	263.113	263.318	263.312	263.282
Primary products.....		332410-P	12/03	256.999	263.596	263.787	263.787	263.742
Fabricated heat exchangers and steam condensers (excluding nuclear applications).....		332410-1	03/80	522.080	522.341	522.613	522.613	522.452
Secondary products and miscellaneous receipts.....		332410-SM						
Secondary products.....		332410-S	03/80	516.206	515.817	518.462	517.658	519.323
Metal tank (heavy gauge) mfg.....	33242		12/03	245.139	247.558	247.557	247.557	246.858
Metal tanks, heavy gauge, mfg.....	332420		12/03	245.008	247.425	247.424	247.424	246.726
Primary products.....		332420-P	12/03	240.236	242.882	242.882	242.882	242.110
Metal tanks, heavy gauge.....		332420-0	12/03	240.236	242.882	242.882	242.882	242.110
Secondary products and miscellaneous receipts.....		332420-SM						
Light gauge metal container mfg.....	33243		12/84	215.215	216.137	216.433	216.186	215.979
Metal can mfg.....	332431		06/81	213.285	214.296	214.329	214.023	213.767
Primary products.....		332431-P	06/81	212.021	212.994	213.017	212.714	212.457
Steel cans and tinware products.....		332431-1	06/81	335.527	334.318	334.318	333.167	334.318
Aluminum cans (including lids, ends, and parts shipped separately).....		332431-3	06/81	147.137	148.659	148.686	148.683	148.025
Secondary products and miscellaneous receipts.....		332431-SM						
Other metal container mfg.....	332439		12/03	264.764	265.408	267.141	267.141	267.141
Primary products.....		332439-P	12/03	273.836	274.449	277.816	277.816	277.816
Steel shipping barrels & drums, exc. beer barrels (more than 12-gallon capacity)..		332439-3	06/83	430.833	430.833	453.119	453.119	453.119
All other metal containers.....		332439-6	12/03	218.384	219.382	217.513	217.513	217.513
Secondary products and miscellaneous receipts.....		332439-SM						
Secondary products.....		332439-S	12/03	202.589	203.399	195.288	195.288	195.288
Hardware mfg.....	3325		12/03	201.411	200.205	202.283	200.746	200.473
Hardware mfg.....	33251		12/03	201.411	200.205	202.283	200.746	200.473
Hardware mfg.....	332510		06/85	270.152	268.535	271.322	269.260	268.894
Primary products.....		332510-P	06/85	258.057	256.444	259.043	256.986	256.618
All other miscellaneous hardware.....		332510-A	06/85	452.817	452.373	462.889	427.443	427.722
Furniture hardware (excluding cabinet hardware).....		332510-2	06/85	289.841	289.608	288.440	288.440	289.273
Builders' hardware, including fabricated metal safe and vault locks, & cabinet hardware.....		332510-4	06/85	293.695	290.609	294.933	294.933	294.933
Secondary products and miscellaneous receipts.....		332510-SM						
Miscellaneous receipts.....		332510-M	07/85	378.461	378.461	392.414	391.455	391.455
Secondary products.....		332510-S	06/85	328.512	328.512	328.089	328.733	328.938
Spring & wire product mfg.....	3326		12/03	268.329	269.148	269.090	268.188	268.175
Spring & wire product mfg.....	33261		12/03	268.329	269.148	269.090	268.188	268.175
Spring mfg.....	332613		12/11	214.431	215.654	215.779	215.170	215.076
Primary products.....		332613-P	12/11	227.207	228.571	228.683	228.246	228.141
Cold formed steel springs, except wire.....		332613-3	06/81	510.522	510.791	511.646	513.956	514.502
Precision mechanical wire springs.....		332613-5	12/82	290.291	289.614	289.614	289.614	288.522
Precision mechanical extension- and torsion-type wire springs.....		332613-51	06/01	226.598	225.906	225.906	225.906	223.671

See footnotes at end of table.

Table 11. Producer price indexes for net output of selected industries and their products, not seasonally adjusted — Continued
 [April 2024]

Title ¹	Industry code	Product code	Index base	Unadjusted index ²				
				Dec. 2023	Jan. 2024 ^P	Feb. 2024 ^P	Mar. 2024 ^P	Apr. 2024 ^P
Spring mfg - Continued								
Precision mechanical compression-type wire springs.....		332613-52	06/01	205.101	204.714	204.714	204.714	204.714
Secondary products and miscellaneous receipts.....		332613-SM						
Secondary products.....		332613-S	12/11	118.876	118.870	119.132	116.811	116.812
Other fabricated wire product mfg.....	332618		12/82	329.781	329.806	329.448	328.129	328.258
Primary products.....		332618-P	12/82	316.571	316.682	316.359	315.133	315.274
Other ferrous wire products, excluding springs, made from purchased wire.....		332618-B	12/82	363.606	365.686	365.686	367.875	367.985
Other fabricated wire products, made from purchased wire.....		332618-2	06/85	168.192	168.288	168.288	166.653	166.653
Ferrous wire cloth and other ferrous woven wire products, made from purchased wire.....		332618-3	12/82	192.868	192.868	192.868	192.868	194.507
Steel fencing and fence gates, made from purchased wire.....		332618-7	12/82	463.294	458.579	453.865	453.394	453.394
Secondary products and miscellaneous receipts.....		332618-SM						
Secondary products.....		332618-S	12/82	700.120	702.915	706.714	709.312	708.317
Mach shops, turn prod, screw, nut, bolt mfg.....	3327		12/03	171.793	172.451	173.802	174.292	174.010
Machine shops.....	33271		12/03	150.477	150.690	152.080	152.222	152.222
Machine shops.....	332710		06/84	200.171	200.455	202.304	202.493	202.493
Primary products.....		332710-P	06/84	198.556	198.866	200.886	201.092	201.092
Machine shop job work and job order repairs.....		332710-0	06/84	197.171	197.478	199.484	199.689	199.689
Secondary products and miscellaneous receipts.....		332710-SM						
Turned product & screw, nut & bolt mfg.....	33272		12/84	255.337	256.940	258.593	259.816	258.972
Precision turned product mfg.....	332721		12/83	244.790	244.640	244.451	244.451	244.323
Primary products.....		332721-P	12/83	231.415	231.256	231.056	231.056	230.921
Precision turned products, automotive.....		332721-1	12/83	163.814	163.812	163.812	163.812	163.812
Precision turned products, except automotive.....		332721-3	12/83	261.644	261.403	261.101	261.101	260.896
Secondary products and miscellaneous receipts.....		332721-SM						
Bolt, nut, screw, rivet, and washer mfg.....	332722		06/82	297.498	302.342	307.397	310.890	308.703
Primary products.....		332722-P	06/82	306.032	311.305	316.789	320.580	317.942
Nonthreaded metal fasteners (except aircraft types).....		332722-B	06/82	274.965	277.671	277.021	277.021	277.021
Aircraft fasteners, except plastics (including aerospace).....		332722-1	06/82	626.616	662.014	700.247	700.247	735.383
Externally threaded metal fasteners (except aircraft types).....		332722-3	06/82	252.960	252.136	252.203	259.001	244.788
Hex bolts, including heavy, tap-and-joint (excluding high-strength structural & aircraft types).....		332722-3122	06/82	213.988	210.265	210.213	215.353	217.608
Other metal bolts, including square, round, plow, high-strength structural, & bent bolts.....		332722-3133	12/99	301.018	300.851	300.851	320.315	275.804
Cap, set, machine, lag, flange, and self-locking screws (except aircraft types) ..		332722-3144	12/87	297.441	299.090	299.668	298.800	298.622
Other externally threaded metal fasteners, including studs (except aircraft types).....		332722-3199	12/99	190.813	189.494	189.461	189.514	189.504
Internally threaded fasteners (except aircraft types).....		332722-5	06/82	152.832	154.958	154.958	155.580	155.578
Secondary products and miscellaneous receipts.....		332722-SM						
Miscellaneous receipts.....		332722-M	06/82	261.129	260.194	260.194	260.194	262.312
Coating/engrave/heat treating & other activity.....	3328		12/03	177.433	180.280	180.344	181.342	183.129
Coating/engrave/heat treating & other activity.....	33281		12/84	244.124	248.041	248.129	249.503	251.961
Metal heat treating.....	332811		06/85	263.178	271.391	272.130	277.144	282.971
Primary products.....		332811-P	06/85	224.861	229.466	230.091	234.331	236.808
Heat treating of metal for the trade (pickling, annealing, etc.).....		332811-0	06/85	224.861	229.466	230.091	234.331	236.808
Secondary products and miscellaneous receipts.....		332811-SM						
Metal coating and nonprecious engraving.....	332812		12/84	203.231	206.445	206.516	206.834	208.706
Primary products.....		332812-P	12/84	211.812	215.459	215.539	215.899	217.085
Metal coating, engraving, and allied services.....		332812-0	12/84	211.812	215.459	215.539	215.899	217.085
Secondary products and miscellaneous receipts.....		332812-SM						
Electroplating, anodizing and coloring metal.....	332813		12/84	261.531	262.207	261.728	261.943	262.069
Primary products.....		332813-P	12/84	266.984	267.463	266.911	266.911	266.911
Electroplating, plating, polishing, anodizing and coloring metal.....		332813-0	12/84	266.984	267.463	266.911	266.911	266.911
Secondary products and miscellaneous receipts.....		332813-SM						
Other fabricated metal product mfg.....	3329		12/03	213.886	214.955	215.187	215.863	216.825
Metal valve mfg.....	33291		12/03	236.189	235.739	236.559	237.594	239.978
Industrial valve mfg.....	332911		06/91	334.508	330.228	331.544	332.466	333.466
Primary products.....		332911-P	06/91	346.706	341.750	343.163	343.925	345.035
Automatic regulating and control valves and parts (except nuclear), power operated.....		332911-F	12/82	426.410	426.974	426.974	430.297	430.355
Industrial valves for water works and municipal equipment (IBBM, AWWA, and UL).....		332911-N	06/91	383.824	388.951	388.951	388.951	391.305
Industrial ball valves (all metals, pressures, and types), incl. manual & power operated.....		332911-Q	06/91	458.643	430.401	433.171	433.171	433.171

See footnotes at end of table.

Table 11. Producer price indexes for net output of selected industries and their products, not seasonally adjusted — Continued
 [April 2024]

Title ¹	Industry code	Product code	Index base	Unadjusted index ²				
				Dec. 2023	Jan. 2024 ^P	Feb. 2024 ^P	Mar. 2024 ^P	Apr. 2024 ^P
Industrial valve mfg - Continued								
Industrial butterfly valves (all metals, pressures, and types), incl. manual & power operated.....		332911-R	06/91	267.939	270.781	279.297	279.297	279.297
All other miscellaneous industrial valves.....		332911-X	06/91	298.785	284.233	285.440	286.719	286.719
Gates, globes, angles and other industrial valves.....		332911-1	06/91	367.034	373.934	375.832	376.469	379.158
Secondary products and miscellaneous receipts.....								
Miscellaneous receipts.....		332911-M	06/91	250.789	250.871	250.871	250.871	250.871
Secondary products.....		332911-S	06/91	273.998	277.020	277.648	281.331	281.314
Fluid power valve and hose fitting mfg.....								
Primary products.....	332912	332912-P	06/91	311.615	312.581	314.550	314.552	322.609
Nonaerospace type hydraulic and pneumatic assemblies of hose.....		332912-N	12/98	150.940	153.678	153.678	153.678	153.674
Nonaerospace type flared (metal) fittings, couplings and assemblies.....		332912-T	06/91	231.229	231.883	231.883	231.883	231.883
Nonaerospace type flareless fittings and couplings (incl. nonmetal fittings).....		332912-U	06/91	227.676	227.641	227.641	227.641	227.641
Aerospace type hydraulic fluid power valves.....		332912-1	06/91	184.937	184.937	187.935	187.935	187.935
Nonaerospace type hydraulic directional control valves.....		332912-5	06/91	243.918	243.918	251.400	251.400	252.863
Nonaerospace type hydraulic valves, except directional control.....		332912-7	12/98	261.482	269.240	269.240	269.240	277.155
Nonaerospace type pneumatic directional control valves.....		332912-9	06/91	260.623	261.977	262.752	262.752	266.011
Secondary products and miscellaneous receipts.....								
Plumbing fixture fitting and trim mfg.....	332913	332913-P	06/83	365.175	369.850	369.850	369.850	369.850
Primary products.....		332913-P	06/83	363.026	367.691	367.691	367.691	367.691
Miscellaneous metal and nonmetal plumbing fixtures, fittings, and trim.....		332913-6	06/83	395.435	400.474	400.474	400.474	400.474
Metal and nonmetal lavatory and sink fittings, excluding single control.....		332913-7	06/98	193.719	196.737	196.737	196.737	196.737
Secondary products and miscellaneous receipts.....								
Other metal valve and pipe fitting mfg.....	332919	332919-P	12/82	376.779	376.569	376.038	385.506	385.519
Primary products.....		332919-P	12/82	405.240	404.944	404.233	414.973	414.960
Metal fittings, flanges, and unions for pipe fittings.....		332919-4	12/82	487.837	487.429	487.216	502.008	501.991
Secondary products and miscellaneous receipts.....								
Secondary products.....		332919-SM	12/82	244.640	245.384	246.528	246.528	246.870
Secondary products.....		332919-S	12/82	244.640	245.384	246.528	246.528	246.870
All other fabricated metal product mfg.....								
Ball and roller bearing mfg.....	332991	332991-P	06/83	347.295	348.626	358.269	358.688	358.688
Primary products.....		332991-P	06/83	335.149	336.254	344.577	345.228	345.228
Ball bearings, complete, unmounted.....		332991-1	06/83	288.132	288.282	289.381	292.867	292.867
Tapered roller bearings (including cups & cones), unmounted.....		332991-3	06/83	390.775	390.775	398.687	406.446	406.446
Other roller bearings, unmounted.....		332991-5	06/83	365.713	370.624	397.684	382.840	382.840
Mounted bearings (excluding plain).....		332991-7	06/83	481.080	484.689	484.943	485.282	485.282
Parts and components for ball and roller bearings (including balls and rollers) sold separately.....		332991-9	06/83	195.036	194.465	192.367	194.306	194.306
Secondary products and miscellaneous receipts.....								
Secondary products.....		332991-SM	06/83	365.171	366.308	370.719	370.719	370.719
Secondary products.....		332991-S	06/83	365.171	366.308	370.719	370.719	370.719
Small arms ammunition mfg.....								
Primary products.....	332992	332992-P	06/85	300.954	318.344	318.406	318.573	318.573
Other ammunition products.....		332992-08	12/22	101.331	103.574	103.574	103.574	103.574
Secondary products and miscellaneous receipts.....								
Ammunition, except small arms, manufacturing.....	332993	332993-P	12/85	299.724	299.724	299.724	302.038	302.038
Primary products.....		332993-P	12/85	247.430	247.430	247.430	249.340	249.340
Ammunition (excluding small arms), more than 30 mm (1.18 in.).....		332993-0	12/85	247.430	247.430	247.430	249.340	249.340
Fabricated pipe and pipe fitting mfg.....								
Primary products.....	332996	332996-P	06/81	466.859	471.133	468.574	466.673	465.072
Fabricated pipe and pipe fittings made from purchased pipe.....		332996-0	12/02	408.695	413.074	410.451	408.504	406.864
Secondary products and miscellaneous receipts.....								
Miscellaneous fabricated metal product mfg.....	332999	332999-SM	12/03	186.215	187.710	185.727	186.658	186.771
Primary products.....		332999-P	12/03	179.487	180.989	180.272	181.020	181.160
All other miscellaneous fabricated metal products.....		332999-N	06/85	234.280	236.466	235.476	236.401	236.593
Secondary products and miscellaneous receipts.....								
Secondary products.....		332999-SM	12/03	212.962	225.787	225.790	236.576	236.583
Secondary products.....		332999-S	12/03	212.962	225.787	225.790	236.576	236.583
Small arms, ordnance, and ordnance accessories mfg.....								
Primary products.....	33299T	33299T-P	12/11	107.506	107.628	107.724	107.724	107.724
Single barrel shotguns, other small firearms n.e.c., and parts & attachments for small arms.....		33299T-45	12/11	107.785	107.909	107.909	107.909	107.909
Secondary products and miscellaneous receipts.....								
Machinery manufacturing.....	333	33299T-SM	06/13	106.530	107.000	107.000	107.000	107.000
Agricultural, construction, and mining machinery mfg.....	3331		12/03	180.651	182.109	182.767	183.025	184.021
Agricultural implement manufacturing.....	33311		12/03	184.692	185.669	186.032	186.101	186.694
Farm machinery and equipment mfg.....	333111		12/03	174.803	174.925	175.014	175.218	175.629
Primary products.....		333111-P	12/82	289.941	290.135	290.426	290.863	291.732
Primary products.....		333111-P	12/82	290.456	290.509	290.799	291.226	292.055

See footnotes at end of table.

Table 11. Producer price indexes for net output of selected industries and their products, not seasonally adjusted — Continued
 [April 2024]

Title ¹	Industry code	Product code	Index base	Unadjusted index ²				
				Dec. 2023	Jan. 2024 ^P	Feb. 2024 ^P	Mar. 2024 ^P	Apr. 2024 ^P
Farm machinery and equipment mfg - Continued								
Haying machinery and attachments.....		333111-A	12/82	335.507	330.929	330.929	331.845	335.619
Parts for farm machinery, for sale separately.....		333111-C	12/82	263.654	263.380	263.342	263.342	263.951
Farm plows, harrows, rollers, pulverizers, etc., and attachments.....		333111-E	12/02	287.051	287.051	287.051	287.051	287.051
All other farm machinery and equipment, excluding parts, including attachments...		333111-G	12/82	368.296	368.730	368.860	369.064	369.877
Commercial turf and grounds care equipment, including parts and attachments....		333111-J	12/82	262.015	259.883	259.944	260.424	262.342
Farm dairy equipment, sprayers and dusters, farm blowers, and attachments.....		333111-4	12/82	279.633	279.633	279.633	279.633	279.633
Planting, seeding, and fertilizing machinery and attachments.....		333111-7	12/82	283.695	287.852	289.878	291.955	291.955
Harvesting machinery (except hay and straw) and attachments.....		333111-9	12/82	329.248	329.248	329.248	329.248	329.826
Secondary products and miscellaneous receipts.....		333111-SM						
Miscellaneous receipts.....		333111-M	12/82	312.269	312.269	313.122	313.122	313.122
Secondary products.....		333111-S	12/82	274.071	280.531	280.421	281.106	284.012
Lawn and garden equipment mfg.....	333112		12/82	169.927	170.063	169.864	169.869	169.900
Primary products.....		333112-P	12/82	173.864	174.032	173.781	173.781	173.791
Consumer nonriding lawn, garden, and snow equipment.....		333112-1	12/82	156.503	156.773	156.204	156.204	156.204
Consumer riding lawn, garden, and snow equipment.....		333112-3	12/82	189.039	189.101	189.101	189.101	189.101
Parts and attachments for consumer lawn, garden, and snow equipment.....		333112-7	06/03	160.191	160.298	160.534	160.534	160.634
Secondary products and miscellaneous receipts.....		333112-SM						
Secondary products.....		333112-S	12/82	146.017	145.810	146.158	146.222	146.481
Construction machinery manufacturing.....	33312		12/03	192.279	193.443	193.855	193.812	194.723
Construction machinery mfg.....	333120		12/80	343.548	345.628	346.363	346.286	347.914
Primary products.....		333120-P	12/80	333.646	335.649	336.301	336.215	337.813
Power cranes, loaders, dozers, tractors, off-highway trucks, mixers, pavers, backhoes, etc.....		333120-1	12/03	191.314	192.814	193.119	193.119	194.240
Power cranes, draglines, & shovels (excavators) (incl. surface mining equip.) (excluding parts).....		333120-11	12/99	195.383	195.986	195.986	195.986	195.923
Mixers, pavers, and related equipment (excluding parts).....		333120-12	12/80	346.443	350.323	350.323	350.323	350.323
Tractor shovel loaders (skid steer, wheel, crawler, and integral design backhoes).....		333120-14	12/80	346.524	348.487	348.487	348.487	348.487
Construction wheel and crawler tractors, dozers, self-propelled log skidders, etc.....		333120-15	12/03	192.935	195.859	195.859	195.859	205.049
Graders, rollers and compactors, forklifts, scrapers, trenchers, etc. (excluding parts).....		333120-16	12/03	210.873	213.887	213.887	213.887	213.887
Construction machinery for mounting (excluding parts, winches, snow clearing attachments).....		333120-17	12/99	188.601	190.001	194.803	194.803	194.803
Other construction machinery and equipment (excluding parts).....		333120-8	12/03	190.945	190.945	191.509	191.144	191.144
Parts for construction machinery and equipment, sold separately.....		333120-9	12/99	212.194	212.432	213.113	213.204	214.068
Parts for cranes, draglines, and shovels (including surface mining equipment) (sold separately).....		333120-91	06/07	217.312	216.045	216.045	216.256	216.256
Parts for off-highway wheel tractors and shovel loaders (sold separately).....		333120-92	06/07	155.289	156.242	154.174	154.174	154.174
Parts for other construction machinery (sold separately).....		333120-93	06/07	156.207	157.249	158.589	158.589	159.895
Secondary products and miscellaneous receipts.....		333120-SM						
Miscellaneous receipts.....		333120-M	12/80	535.857	535.857	555.384	555.384	554.206
Mining and oil and gas field machinery mfg.....	33313		12/03	199.327	201.835	202.714	202.714	203.101
Mining machinery and equipment mfg.....	333131		06/81	426.931	427.637	433.401	433.401	435.942
Primary products.....		333131-P	06/81	455.535	456.282	462.760	462.760	465.626
Mining machinery and equipment (except parts sold separately).....		333131-2	09/19	147.778	148.070	150.708	150.708	151.173
Underground mining machinery (except parts sold separately).....		333131-21	06/81	548.497	548.669	575.246	575.246	-
Mineral processing & beneficiation machinery (except parts sold separately)....		333131-23	06/81	515.827	515.827	515.827	-	-
Crushing, pulverizing & screening machinery (except parts sold separately)....		333131-25	06/81	492.393	492.393	492.393	492.393	-
Drills and other mining machinery (except parts sold separately).....		333131-27	06/81	490.348	493.186	494.038	494.038	498.825
Parts and attachments for mining machinery and equipment (sold separately)....		333131-9	06/81	355.536	355.693	356.145	356.145	362.364
Secondary products and miscellaneous receipts.....		333131-SM						
Miscellaneous receipts.....		333131-M	06/81	301.416	303.948	303.948	303.948	303.948
Oil and gas field machinery and equipment mfg.....	333132		12/80	317.830	323.511	323.515	323.515	323.515
Primary products.....		333132-P	12/80	310.833	316.554	316.554	316.554	316.554
Oil and gas field production machinery and equipment (except pumps).....		333132-A	12/80	268.897	281.467	281.467	281.467	281.467
Oil and gas field production machinery and equipment (except pumps and parts sold separately).....		333132-A1	12/10	139.015	147.513	147.513	147.513	147.513
Parts and attachments for oil and gas field production machinery and equipment (except pumps).....		333132-A2	12/10	135.574	-	-	-	-
Rotary oil and gas field drilling machinery and equipment.....		333132-1	12/86	328.265	328.265	328.265	328.265	328.265
Secondary products and miscellaneous receipts.....		333132-SM						
Industrial machinery manufacturing.....	3332		12/84	244.298	247.544	248.417	248.667	249.646
Other industrial machinery manufacturing.....	33324		12/84	240.938	244.139	244.999	245.246	246.212
Food product machinery mfg.....	333241		12/83	361.843	368.709	368.972	368.999	369.175
Primary products.....		333241-P	12/83	376.730	384.135	384.431	384.431	384.431
Dairy and milk products plant machinery and equipment.....		333241-1	12/83	353.991	353.991	353.991	353.991	353.991

See footnotes at end of table.

Table 11. Producer price indexes for net output of selected industries and their products, not seasonally adjusted — Continued
[April 2024]

Title ¹	Industry code	Product code	Index base	Unadjusted index ²				
				Dec. 2023	Jan. 2024 ^P	Feb. 2024 ^P	Mar. 2024 ^P	Apr. 2024 ^P
Food product machinery mfg - Continued								
Commercial food products machinery (except packaging and cooking equipment).....		333241-3	12/83	336.842	349.821	350.020	350.020	350.020
Industrial food products machinery for processing foods, beverages, & animal & fowl feed.....		333241-5	12/83	383.791	384.157	384.635	384.635	384.635
Other industrial food and feed machinery.....		333241-51	12/12	149.538	149.918	150.024	150.024	150.024
Machinery for sorting, grading, and cleaning fruits, vegetables, eggs, and for processing meat.....		333241-52	12/12	160.310	160.310	160.310	160.310	160.310
Parts and attachments for industrial food and feed products machinery.....		333241-53	12/12	145.334	145.334	146.993	146.993	146.993
Secondary products and miscellaneous receipts.....		333241-SM						
Miscellaneous receipts.....		333241-M	12/83	230.270	231.892	231.837	231.838	232.229
Secondary products.....		333241-S	12/83	340.176	342.514	342.584	343.888	351.299
Semiconductor machinery mfg.....	333242		12/03	98.570	98.807	98.841	98.994	99.094
Primary products.....		333242-P	12/03	96.831	97.068	97.099	97.253	97.353
Semiconductor machinery and parts.....		333242-0	06/87	124.585	124.890	124.930	125.128	125.256
Secondary products and miscellaneous receipts.....		333242-SM						
Miscellaneous receipts.....		333242-M	12/03	112.508	112.508	112.696	112.696	112.696
Sawmill, woodworking and paper machinery mfg.....	333243		12/11	148.752	150.437	150.905	151.713	151.676
Primary products.....		333243-P	12/11	148.231	149.821	150.303	151.140	151.098
Sawmill and woodworking machinery.....		333243-A	12/80	355.239	361.123	362.569	364.131	363.922
Sawmill and woodworking machinery, excluding parts & attachments.....		333243-A3	06/12	180.596	184.066	184.932	185.613	185.558
Parts, attachments & accessories for sawmill & woodworking machinery.....		333243-A4	06/12	164.570	164.839	164.839	166.138	165.782
Paper industry machinery.....		333243-B	06/82	286.642	288.626	289.406	291.258	291.234
Paper industry machinery, excluding parts & attachments.....		333243-B1	12/03	149.799	150.658	150.954	152.382	152.371
Parts and attachments for paper industry machinery.....		333243-B2	06/82	287.104	289.845	291.100	291.003	290.970
Secondary and miscellaneous receipts.....		333243-SM						
Miscellaneous receipts.....		333243-M	12/11	149.498	153.836	153.836	153.836	153.927
All other industrial machinery mfg.....	333248		12/11	172.390	175.117	176.066	176.133	177.278
Primary products.....		333248-P	12/11	178.394	181.321	182.346	182.419	183.646
Printing machinery and equipment mfg.....		333248-4	12/82	185.838	185.746	184.762	185.679	185.296
All other miscellaneous printing trades machinery, including parts.....		333248-4A	12/88	141.449	141.347	140.260	141.273	140.849
Other printing machinery and equipment, including pre-press preparation and typesetting.....		333248-4A7	06/01	100.556	100.395	98.857	100.031	99.432
Parts, attachments, and accessories for printing trades machinery.....		333248-4A8	06/01	137.206	137.229	137.229	137.586	137.586
Other industrial machinery.....		333248-9	12/11	178.539	181.739	182.942	182.942	184.313
Plastics-working machinery and equipment and parts, excluding patterns and molds.....		333248-91	12/81	250.464	257.428	257.428	257.428	257.428
Plastics-working machinery and equipment, excluding patterns, molds, and parts sold separately.....		333248-919	12/08	129.708	133.780	133.780	133.780	133.780
Textile machinery (except parts, attachments, and accessories).....		333248-95	12/80	212.183	212.183	212.183	212.183	212.183
Parts and attachments for textile machinery.....		333248-97	12/80	237.995	237.995	237.995	237.995	237.995
All other industrial machinery.....		333248-98	12/03	245.599	249.639	251.839	251.839	254.302
Secondary products and miscellaneous receipts.....		333248-SM						
Commercial and service industry machinery manufacturing.....	3333		12/03	153.452	154.850	154.777	154.612	154.964
Commercial and service industry machinery manufacturing.....	33331		12/03	153.436	154.834	154.761	154.596	154.948
Commercial and service industry machinery mfg.....	333310		12/11	140.764	142.047	141.980	141.829	142.152
Primary products.....		333310-P	12/11	140.672	141.982	141.980	141.752	142.138
Optical instruments and lenses (incl. parts).....		333310-4	06/91	129.565	129.685	129.110	129.125	130.473
Sighting, tracking, and fire-control equipment, optical type.....		333310-41	12/85	143.692	143.757	140.030	140.030	141.027
All other miscellaneous optical instruments and lenses (incl. binoculars and astronomical).....		333310-43	12/98	120.995	121.127	121.516	121.535	122.943
Commercial cooking and food warming equipment (incl. parts).....		333310-5	06/82	441.372	441.215	441.215	438.740	438.740
Other commercial and service industry machinery.....		333310-9	05/23	100.395	101.452	101.459	101.461	101.662
Commercial laundry and drycleaning machinery (incl. parts).....		333310-93	12/82	346.978	350.256	350.256	350.256	350.256
Commercial and industrial floor and carpet cleaning machines, ex. vacuum cleaners.....		333310-95	09/16	141.992	148.389	148.389	148.389	148.389
Electronic teaching machines, teaching aids, etc., (incl. kits).....		333310-97	09/16	104.281	104.281	104.281	104.281	104.281
All other parts and attachments for service industry equipment.....		333310-98	06/07	148.533	150.987	151.406	151.406	155.617
Other service industry equipment.....		333310-99	09/16	133.247	134.877	134.877	134.880	135.132
Secondary products and miscellaneous receipts.....		333310-SM						
Miscellaneous receipts.....		333310-M	12/22	103.057	103.844	104.096	104.096	104.096
Secondary products.....		333310-S	12/22	102.719	102.973	102.973	103.218	103.218
HVAC and commercial refrigeration equipment.....	3334		12/03	218.791	218.668	220.811	220.571	222.532
HVAC and commercial refrigeration equipment.....	33341		12/03	218.791	218.668	220.811	220.571	222.532
Fan, blower, air purification equipment mfg.....	333413		12/11	151.776	152.722	152.720	152.745	153.805
Primary products.....		333413-P	12/11	149.264	150.186	150.185	150.311	151.361
Air purification equipment.....		333413-1	12/03	166.755	167.369	167.365	167.389	167.389

See footnotes at end of table.

Table 11. Producer price indexes for net output of selected industries and their products, not seasonally adjusted — Continued
 [April 2024]

Title ¹	Industry code	Product code	Index base	Unadjusted index ²				
				Dec. 2023	Jan. 2024 ^P	Feb. 2024 ^P	Mar. 2024 ^P	Apr. 2024 ^P
Fan, blower, air purification equipment mfg - Continued								
Dust collection and other air purification equipment for industrial gas cleaning systems.....		333413-11	12/83	225.447	225.447	225.447	225.447	225.447
Dust collection and other air purification equipment for cleaning incoming air.....		333413-13	12/83	255.795	257.212	257.203	257.259	257.259
Air filters for air-conditioners and furnaces, etc. of 2400 CFM or less, except parts.....		333413-131	06/09	166.196	168.808	168.808	168.808	168.808
Other dust collection and air purification equipment, except parts.....		333413-132	06/09	147.446	148.354	148.333	148.467	148.467
Parts for dust collection and air purification equipment.....		333413-133	06/09	145.341	142.680	142.680	142.680	142.680
Industrial and commercial fans and blowers.....		333413-2	12/03	232.820	234.989	234.989	235.393	239.085
Centrifugal blower filter units, and classes I-IV centrifugal fans, except parts.....		333413-22	06/09	191.262	193.435	193.435	194.218	194.218
Other centrifugal fans and blowers, except parts.....		333413-23	06/09	185.662	188.375	188.375	188.663	—
Parts and accessories for fans and blowers.....		333413-29	06/09	184.362	184.362	184.362	184.520	184.520
Secondary products and miscellaneous receipts.....		333413-SM						
Secondary products.....		333413-S	12/11	152.704	153.916	153.916	141.590	141.590
Heating equipment (except warm air furnaces) mfg.....	333414		06/80	451.809	451.560	453.556	454.317	454.635
Primary products.....		333414-P	06/80	434.525	434.270	436.206	436.994	437.317
Other heating equipment, except electric (incl. parts for nonelectric equipment & oil burners).....		333414-D	06/99	233.211	232.918	233.979	234.889	235.261
Cast iron heating boilers, radiators, and convectors (except parts).....		333414-1	06/99	289.688	289.688	289.688	—	—
Domestic heating stoves (except electric and parts).....		333414-3	06/80	316.517	316.517	322.861	322.861	322.861
Floor and wall furnaces, unit heaters, infrared heaters, and mechanical stokers.....		333414-7	06/99	206.101	206.101	206.581	206.581	206.581
Secondary products and miscellaneous receipts.....		333414-SM						
Secondary products.....		333414-S	06/80	450.402	450.402	453.598	453.598	453.598
Air-conditioning, refrigeration, and forced air heating equipment mfg.....	333415		12/82	293.210	292.712	296.267	295.779	298.813
Primary products.....		333415-P	12/82	296.353	295.897	299.408	298.961	301.787
Warm air furnaces, including duct furnaces and humidifiers, and electric comfort heating.....		333415-C	12/89	227.643	228.404	228.657	231.900	231.900
Parts and accessories for air conditioning and heat transfer equipment.....		333415-D	12/89	267.291	267.955	269.902	270.507	270.507
Unitary air-conditioners, except air source heat pumps.....		333415-E	12/82	264.490	264.694	270.627	264.783	272.826
Heat pumps.....		333415-H	12/09	140.237	141.665	142.491	145.836	146.540
Heat transfer equipment (except elec dehumidifiers), mechanically refrigerated, self-contained.....		333415-2	12/03	251.186	250.773	253.582	252.728	254.496
Commercial refrigerators and related equipment.....		333415-3	12/82	401.617	397.905	403.046	403.046	403.046
Refrigeration condensing units, all refrigerants, except ammonia (complete).....		333415-5	12/82	385.758	386.456	386.456	386.456	386.456
All other miscellaneous refrigeration and air-conditioning equipment.....		333415-9	12/89	281.995	280.729	280.729	291.134	291.134
Secondary products and miscellaneous receipts.....		333415-SM						
Miscellaneous receipts.....		333415-M	12/82	259.165	260.157	261.064	261.269	261.269
Metalworking machinery manufacturing.....	3335		12/03	149.070	151.255	151.586	151.683	152.544
Metalworking machinery manufacturing.....	33351		12/03	149.055	151.240	151.571	151.668	152.529
Industrial mold mfg.....	333511		12/03	128.460	132.336	133.105	133.092	133.185
Primary products.....		333511-P	12/03	128.530	132.821	133.712	133.712	133.712
Industrial molds and mold boxes.....		333511-0	06/81	158.129	163.409	164.504	164.504	164.504
Industrial injection-type molds made of metal for plastics.....		333511-05	12/09	116.669	116.669	116.669	116.669	116.669
Other industrial molds and mold boxes.....		333511-06	12/09	128.226	134.549	135.861	135.861	135.861
Secondary products and miscellaneous receipts.....		333511-SM						
Special tool, die, jig, and fixture mfg.....	333514		12/03	137.862	141.276	141.316	141.316	141.962
Primary products.....		333514-P	06/81	224.080	230.396	230.396	230.396	231.503
Special dies, tools, jigs, and fixtures.....		333514-0	06/81	224.080	230.396	230.396	230.396	231.503
Jigs and fixtures, including parts.....		333514-0A	06/81	344.819	350.449	350.449	350.449	351.234
Metalworking die and die sets.....		333514-0B	12/02	127.796	127.796	127.796	127.796	127.796
Standard punches, industrial prototypes, die parts & other special tooling for dies.....		333514-0C	06/94	159.131	167.825	167.825	167.825	169.427
Secondary products and miscellaneous receipts.....		333514-SM						
Miscellaneous receipts.....		333514-M	12/03	114.405	114.405	114.405	114.405	115.254
Secondary products.....		333514-S	12/03	156.165	159.098	159.571	159.571	159.571
Cutting tool and machine tool accessory mfg.....	333515		06/83	233.723	234.443	234.572	235.001	241.357
Primary products.....		333515-P	06/83	218.889	219.573	219.701	219.920	226.275
Cutting tools for machine tools and metalworking machinery.....		333515-4	06/83	206.013	206.428	206.570	206.813	213.870
Other cutting tools for machine tools, excluding tips and blanks.....		333515-41	12/00	150.402	150.639	150.639	150.639	158.465
End mills and milling cutters.....		333515-44	06/83	230.704	231.436	232.725	234.926	233.856
Threading tools, including blanks, tips and inserts.....		333515-45	06/07	126.690	127.897	127.897	127.897	127.897
Carbon and high-speed steel shank, solid, tipped carbide twist drills for machine tools.....		333515-48	12/11	130.800	130.826	130.826	130.826	130.826
Taps, carbide indexable, and throwaway inserts for machine tools.....		333515-49	12/11	139.342	139.342	139.342	139.342	139.342
Other attachments and accessories for machine tools and metalworking machinery.....		333515-5	06/83	267.912	270.405	270.405	270.405	270.405
Secondary products and miscellaneous receipts.....		333515-SM						
Secondary products.....		333515-S	06/83	236.649	238.183	238.183	248.187	248.236

See footnotes at end of table.

Table 11. Producer price indexes for net output of selected industries and their products, not seasonally adjusted — Continued
 [April 2024]

Title ¹	Industry code	Product code	Index base	Unadjusted index ²				
				Dec. 2023	Jan. 2024 ^P	Feb. 2024 ^P	Mar. 2024 ^P	Apr. 2024 ^P
Machine tool mfg.	333517		12/11	134.359	134.524	134.822	134.822	134.864
Primary products.		333517-P	12/11	130.481	130.655	130.910	130.910	130.949
Metal cutting machine tools.		333517-2	06/83	222.597	222.967	223.190	223.190	223.273
Parts for metal cutting machine tools (sold separately) & rebuilt machine tools.		333517-26	06/83	204.827	204.827	206.200	206.200	206.200
Metal machining centers (multifunction numerically controlled machines).		333517-27	06/83	201.222	201.222	201.222	201.222	201.222
Other metal cutting machine tools.		333517-2B	12/09	125.730	126.258	126.307	126.307	126.307
Metal forming machine tools.		333517-3	06/81	322.262	322.262	324.131	324.131	324.131
Metal punching and shearing (power & manual), and bending and forming machines (power only).		333517-31	06/81	232.242	232.242	232.242	232.242	232.242
Parts for metal forming machine tools (sold separately) and rebuilt metal forming machine tools.		333517-37	06/81	297.157	297.157	297.157	297.157	297.157
Secondary products and miscellaneous receipts.		333517-SM						
Miscellaneous receipts.		333517-M	12/11	144.239	144.305	145.472	145.472	145.472
Secondary products.		333517-S	12/11	187.923	187.923	187.923	187.934	188.086
Rolling mill and other metalworking machinery mfg.	333519		12/11	142.838	143.644	144.035	144.480	144.695
Primary products.		333519-P	12/11	146.206	147.113	147.553	147.989	148.181
Rolling mill and other metalworking machinery, including assembly machines.		333519-0	12/11	146.206	147.113	147.553	147.989	148.181
Secondary products and miscellaneous receipts.		333519-SM						
Miscellaneous receipts.		333519-M	12/11	134.397	134.397	134.397	134.397	135.020
Turbine and power transmission equipment mfg.	3336		12/84	226.262	229.267	229.586	230.004	231.025
Turbine and power transmission equipment mfg.	33361		12/84	226.256	229.261	229.580	229.999	231.019
Turbine and turbine generator set units mfg.	333611		06/82	261.567	262.472	262.710	263.363	265.665
Primary products.		333611-P	06/82	261.910	262.765	262.990	263.607	265.782
Turbines and turbine generator sets.		333611-0	06/11	121.738	122.135	122.240	122.527	123.538
Steam, gas, and other turbines and turbine generators.		333611-05	12/03	155.952	155.934	155.330	154.709	157.452
Parts & accessories for turbines, turbine generators, and turbine generator sets.		333611-07	12/03	145.221	145.221	145.221	145.221	145.221
Speed changer, drive, and gear mfg.	333612		12/83	381.636	381.636	381.636	384.606	384.606
Primary products.		333612-P	12/83	353.751	353.751	353.751	356.181	356.181
Gears, pinions, racks, and worms, sold separately.		333612-3	12/83	261.379	261.379	261.379	262.738	262.738
Speed changers, industrial high speed drives, and parts other than loose gearing.		333612-7	12/03	217.488	217.488	217.488	219.311	219.311
Secondary products and miscellaneous receipts.		333612-SM						
Mechanical power transmission equipment mfg.	333613		12/84	367.908	370.172	373.737	375.620	375.620
Primary products.		333613-P	12/84	350.911	353.201	356.351	358.265	358.265
Mechanical power transmission equipment, except speed changers, drives, & gears.		333613-3	12/84	382.915	385.954	390.131	392.670	392.670
Secondary products and miscellaneous receipts.		333613-SM						
Other engine equipment mfg.	333618		12/82	192.805	197.031	197.056	197.053	197.792
Primary products.		333618-P	12/82	194.125	198.219	198.243	198.240	199.129
Parts & accessories for internal combustion engines, ex. aircraft & gasoline automotive engines.		333618-F	12/82	246.697	248.660	248.660	248.660	252.545
Diesel, semidiesel, and dual-fuel engines (except automotive).		333618-3	12/82	226.366	233.223	232.613	232.613	232.613
Diesel, semidiesel, and dual-fuel engines for automobiles, trucks, and buses.		333618-5	12/82	166.400	171.355	171.682	171.675	172.052
Secondary products and miscellaneous receipts.		333618-SM						
Secondary products.		333618-S	12/82	185.168	-	-	-	-
Other general purpose machinery manufacturing.	3339		12/03	203.222	204.964	205.844	206.699	208.172
Pump and compressor manufacturing.	33391		12/03	215.334	217.593	218.388	220.009	220.127
Air and gas compressor mfg.	333912		06/84	339.148	340.540	343.181	345.587	346.098
Primary products.		333912-P	06/84	348.485	349.889	352.754	355.290	355.818
Air and gas compressors and vacuum pumps.		333912-1	06/84	362.822	363.426	366.705	369.965	370.692
Parts & attachments for air & gas compressors, ex. refrigeration, ice making, & a/c.		333912-6	06/84	412.339	413.040	417.488	419.017	419.017
Secondary products and miscellaneous receipts.		333912-SM						
Miscellaneous receipts.		333912-M	11/86	262.521	263.765	263.765	263.765	263.765
Measuring, dispensing, and other pumping equipment mfg.	333914		12/83	362.041	367.206	367.677	370.498	370.492
Primary products.		333914-P	12/83	362.802	368.856	369.283	372.315	372.315
Pumps and pumping equipment, excluding measuring and dispensing pumps.		333914-1	12/09	156.014	158.575	158.764	160.112	160.112
Pumps and pumping equipment, complete, excluding measuring and dispensing pumps.		333914-11	12/09	157.709	160.518	160.703	162.285	162.285
Domestic water systems.		333914-111	12/83	313.273	318.145	320.463	320.463	320.463
Oil-well and oil-field pumps, except boiler feed.		333914-113	12/09	122.132	122.717	123.323	123.323	123.323
Industrial pumps, excluding hydraulic fluid power pumps, automatic circulating pumps, etc.		333914-114	12/83	378.200	387.012	387.183	392.340	392.340
Other pumps, except automotive circulating pumps, and measuring and dispensing pumps.		333914-115	12/01	234.602	235.254	236.096	236.096	236.096
Parts and attachments for pumps and pumping equipment, excluding measuring and dispensing.		333914-15	12/83	429.802	433.118	433.747	433.747	433.747

See footnotes at end of table.

Table 11. Producer price indexes for net output of selected industries and their products, not seasonally adjusted — Continued
 [April 2024]

Title ¹	Industry code	Product code	Index base	Unadjusted index ²				
				Dec. 2023	Jan. 2024 ^P	Feb. 2024 ^P	Mar. 2024 ^P	Apr. 2024 ^P
Measuring, dispensing, and other pumping equipment mfg - Continued								
Secondary products and miscellaneous receipts.....		333914-SM						
Miscellaneous receipts.....		333914-M	12/17	125.799	126.247	126.618	126.618	126.618
Secondary products.....		333914-S	12/17	157.468	154.593	154.990	155.282	155.244
Material handling equipment manufacturing.....	33392		12/03	213.130	215.100	215.554	215.836	219.557
Elevator and moving stairway mfg.....	333921		06/81	243.252	243.209	246.657	246.558	246.558
Primary products.....		333921-P	06/81	231.966	231.921	235.434	235.394	235.394
Elevators and moving stairways.....		333921-1	06/81	225.502	225.502	229.464	229.464	229.464
Parts and attachments for elevators and moving stairways (sold separately).....		333921-3	06/81	286.808	286.430	286.736	286.398	286.398
Secondary products and miscellaneous receipts.....		333921-SM						
Conveyor and conveying equipment mfg.....	333922		06/84	297.637	304.831	305.054	305.054	320.584
Primary products.....		333922-P	06/84	285.387	292.367	292.583	292.583	307.463
Unit handling conveyors and conveying systems.....		333922-1	06/84	229.966	229.966	229.966	229.966	254.324
Unit handling gravity and trolley conveyors and conveying systems.....		333922-12	06/09	129.525	129.525	129.525	129.525	151.268
Unit handling tow, belt, roller, pneumatic, portable, carousel, and other nonbelt conveyors.....		333922-14	06/09	145.950	145.951	145.951	145.951	147.559
Parts and accessories for unit handling conveyors and conveying systems, sold separately.....		333922-7	06/84	275.532	276.423	276.423	276.423	281.444
Bulk material handling conveyors and conveying systems.....		333922-8	06/84	319.192	338.681	339.612	339.612	340.424
Parts and accessories for bulk material handling conveyors and conveying systems.....		333922-9	06/84	494.093	507.905	506.912	506.912	506.912
Secondary products and miscellaneous receipts.....		333922-SM						
Miscellaneous receipts.....		333922-M	06/84	420.561	424.195	424.195	424.195	443.073
Secondary products.....		333922-S	06/84	334.907	341.949	341.949	341.949	378.995
Overhead cranes, hoists and monorail systems mfg.....	333923		12/03	227.336	227.652	227.837	229.032	229.561
Primary products.....		333923-P	12/03	229.046	229.403	229.666	230.884	231.439
Hoists and parts and attachments for hoists (sold separately).....		333923-1	12/84	328.890	328.890	331.577	334.515	338.590
Overhead traveling cranes and monorail systems, including parts and attachments sold separately.....		333923-3	12/84	340.401	343.561	342.591	347.879	347.790
Winches, aerial work platforms, and automotive wrecker hoists, including parts and attachments.....		333923-7	12/03	234.196	234.196	234.196	234.542	234.542
Secondary products and miscellaneous receipts.....		333923-SM						
Secondary products.....		333923-S	12/03	212.785	208.294	207.068	207.068	207.456
Industrial truck, trailer, and stacker mfg.....	333924		12/79	333.929	335.096	335.092	335.216	335.237
Primary products.....		333924-P	12/79	337.697	338.891	338.891	339.018	339.036
Industrial trucks, tractors, mobile straddle carriers & cranes, & automatic stacking machines.....		333924-2	12/79	303.626	304.884	304.884	305.029	305.042
Work trucks with lifting & handling equipment, operator riding, electric, self-propelled.....		333924-21	06/02	229.132	237.837	237.837	237.837	237.862
Work trucks, not fitted with lifting and handling equipment.....		333924-25	06/02	215.229	213.638	213.638	213.833	213.797
Bulk powered material moving equipment, dock boards and metal pallets and skids.....		333924-26	06/02	203.205	203.205	203.205	203.205	203.376
Other work trucks with lifting & handling equipment, non-riding electric or any non-electric.....		333924-27	06/02	189.909	190.535	190.535	190.528	190.519
Parts and attachments for industrial trucks and tractors (sold separately).....		333924-3	12/86	363.772	364.260	364.260	364.260	364.295
Secondary products and miscellaneous receipts.....		333924-SM						
Secondary products.....		333924-S	12/79	502.226	502.226	498.715	498.715	501.359
All other general purpose machinery mfg.....	33399		12/03	188.352	189.688	190.851	191.614	192.373
Power-driven handtool mfg.....	333991		12/80	272.214	270.432	270.433	270.433	270.441
Primary products.....		333991-P	12/80	264.327	262.563	262.565	262.565	262.573
Power-driven handtools, pneumatic, hydraulic, and powder-actuated.....		333991-6	12/80	368.022	365.234	365.238	365.238	365.258
Power-driven handtools, electric (except battery powered), including parts.....		333991-9	12/04	151.128	151.059	151.059	151.059	151.059
Secondary products and miscellaneous receipts.....		333991-SM						
Welding and soldering equipment mfg.....	333992		12/84	361.423	361.977	366.944	372.925	372.925
Primary products.....		333992-P	12/84	377.715	378.342	383.609	389.922	389.922
Other welding equipment, components, and accessories (excluding arc, resistance, and gas).....		333992-A	06/90	185.178	185.178	185.178	185.637	185.637
Arc welding machines, components, and accessories, excluding electrodes and stud welding equip.....		333992-1	12/84	410.753	410.753	418.382	428.266	428.266
Resistance welders, components, accessories, and electrodes.....		333992-7	12/84	279.693	279.693	285.509	285.509	285.509
Gas welding and cutting equipment, parts, attachments, and accessories.....		333992-9	06/83	267.577	275.087	275.087	275.229	275.229
Secondary products and miscellaneous receipts.....		333992-SM						
Miscellaneous receipts.....		333992-M	12/84	269.741	259.741	259.741	260.876	260.876
Packaging machinery mfg.....	333993		12/88	279.728	282.021	285.774	288.062	290.310
Primary products.....		333993-P	12/88	286.707	288.773	292.803	295.249	297.637
Packing, packaging, and bottling machinery, excluding parts.....		333993-1	12/88	273.718	275.293	279.053	281.402	283.824
Parts for packing, packaging, and bottling machinery.....		333993-5	12/88	345.321	349.327	354.514	357.408	359.740
Secondary products and miscellaneous receipts.....		333993-SM						

See footnotes at end of table.

Table 11. Producer price indexes for net output of selected industries and their products, not seasonally adjusted — Continued
 [April 2024]

Title ¹	Industry code	Product code	Index base	Unadjusted index ²				
				Dec. 2023	Jan. 2024 ^P	Feb. 2024 ^P	Mar. 2024 ^P	Apr. 2024 ^P
Industrial process furnace and oven mfg.	333994		06/81	303.657	304.323	305.792	306.015	308.949
Primary products.		333994-P	06/81	300.219	300.847	302.228	302.465	305.142
Industrial process furnaces & ovens, & industrial electrical heating equipment.		333994-0	12/04	175.822	176.190	176.998	177.137	178.705
Industrial process furnaces & ovens, & industrial electrical heating equipment, except parts.		333994-0A	06/11	146.925	147.243	148.017	148.103	149.867
Parts and attachments for industrial process furnaces and ovens.		333994-0B	06/11	148.157	148.437	148.836	149.040	149.064
Secondary products and miscellaneous receipts.		333994-SM						
Miscellaneous receipts.		333994-M	12/86	205.816	206.885	208.077	208.309	208.309
Fluid power cylinder and actuator mfg.	333995		06/90	277.448	282.102	282.105	281.712	281.738
Primary products.		333995-P	06/90	280.165	285.010	285.011	284.561	284.561
Nonaerospace-type hydraulic & all aerospace fluid power cylinders & actuators, linear & rotary.		333995-2	06/90	270.724	276.698	276.698	276.698	276.698
Parts for hydraulic & pneumatic fluid power cylinders & actuators, incl accumulators & cushions.		333995-8	06/90	324.067	327.167	327.172	325.150	325.150
Secondary products and miscellaneous receipts.		333995-SM						
Secondary products.		333995-S	06/90	235.895	238.263	238.312	238.190	238.821
Fluid power pump and motor mfg.	333996		06/90	233.310	235.716	236.003	235.229	238.735
Primary products.		333996-P	06/90	238.796	240.780	241.094	240.317	244.333
Fluid power pumps and motors, including parts.		333996-0	06/90	238.796	240.780	241.094	240.317	244.333
Secondary products and miscellaneous receipts.		333996-SM						
Miscellaneous receipts.		333996-M	06/99	185.962	190.965	-	-	-
All other miscellaneous general purpose machinery mfg.	333998		12/84	291.480	293.590	295.286	296.265	297.165
Primary products.		333998-P	12/84	285.320	287.147	288.869	289.909	290.744
Scale and balance mfg.		333998-7	12/80	250.397	251.997	252.030	252.030	252.030
Retail, commercial, household, and mailing scales and balances.		333998-74	12/91	196.391	200.493	200.493	200.493	200.493
Parts, attachments, and accessories for scales and balances.		333998-76	12/91	275.778	276.350	276.570	276.570	276.570
Vehicle and industrial scales.		333998-77	12/91	205.965	207.288	207.288	207.288	207.288
Motor truck and railroad track scales.		333998-771	12/10	153.964	155.061	155.061	155.061	155.061
Industrial scales (including automatic checkweigher and bulkweigher scales).		333998-772	12/10	176.763	177.554	177.554	177.554	177.554
All other miscellaneous general purpose machinery mfg.		333998-9	12/84	285.727	287.558	289.390	290.497	291.386
Filters and strainers, except fluid power.		333998-91	12/88	283.458	287.015	288.659	289.783	289.783
Industrial filters and strainers and reusable media, except fluid power.		333998-911	06/07	171.639	174.195	175.447	175.447	175.447
Nonreusable media for filters and strainers, except fluid power.		333998-912	12/88	294.664	294.664	294.786	298.395	298.395
Parts and accessories for filters and strainers, except fluid power.		333998-913	12/88	370.027	373.705	373.705	384.258	384.258
All other miscellaneous general industrial machinery.		333998-97	06/07	153.255	154.157	155.594	156.297	156.994
Secondary products and miscellaneous receipts.		333998-SM						
Miscellaneous receipts.		333998-M	12/22	104.369	107.587	107.587	107.587	108.448
Secondary products.		333998-S	12/22	103.620	103.610	104.112	104.112	104.151
Computer & electronic product mfg.	334		12/03	99.808	101.162	101.551	101.730	102.050
Computer & peripheral equipment mfg.	3341		12/06	58.339	58.713	58.724	58.591	58.957
Computer & peripheral equipment mfg.	33411		12/06	58.339	58.713	58.724	58.591	58.957
Electronic computer mfg.	334111		02/23	98.730	100.212	100.276	99.740	101.223
Primary products.		334111-P	02/23	98.576	100.238	100.309	99.708	101.371
Host computers, multiusers (mainframes, medium-scale systems, UNIX and PC servers).		334111-5	02/23	98.332	100.416	100.537	99.903	101.800
Single user computers, microprocessor based, general purpose.		334111-7	02/23	99.832	99.319	99.133	98.704	99.154
Portable computers, laptops, tablets and other single user computers.		334111-72	02/23	97.179	97.049	97.000	95.898	95.904
Personal computers and workstations (excluding portable computers).		334111-73	02/23	101.035	100.348	100.099	99.976	100.627
Secondary products and miscellaneous receipts.		334111-SM						
Computer storage device mfg.	334112		12/04	61.528	61.528	61.528	61.528	61.528
Primary products.		334112-P	12/04	49.891	49.891	49.891	49.891	49.891
Computer storage devices (except parts, attachments and accessories).		334112-1	12/04	49.244	49.244	49.244	49.244	49.244
Secondary products and miscellaneous receipts.		334112-SM						
Computer terminal and other computer peripheral equipment mfg.	334118		12/93	63.247	63.257	63.243	63.245	63.230
Primary products.		334118-P	12/93	64.950	64.960	64.962	64.963	64.947
Computer terminals (including POS and funds-transfer devices) and other computer peripherals.		334118-D	12/93	37.973	37.973	37.975	37.977	37.959
Secondary products and miscellaneous receipts.		334118-SM						
Secondary products.		334118-S	08/94	56.966	56.966	56.966	56.966	56.966
Communications equipment mfg.	3342		12/85	102.701	103.358	104.119	104.213	104.197
Telephone apparatus mfg.	33421		12/03	94.895	94.773	95.376	95.376	95.376
Telephone apparatus mfg.	334210		12/85	95.365	95.242	95.848	95.848	95.848
Primary products.		334210-P	12/85	95.632	95.506	96.129	96.129	96.129
Telephone and wireline data networking equipment.		334210-0	12/85	95.632	95.506	96.129	96.129	96.129
Secondary products and miscellaneous receipts.		334210-SM						

See footnotes at end of table.

Table 11. Producer price indexes for net output of selected industries and their products, not seasonally adjusted — Continued
 [April 2024]

Title ¹	Industry code	Product code	Index base	Unadjusted index ²				
				Dec. 2023	Jan. 2024 ^P	Feb. 2024 ^P	Mar. 2024 ^P	Apr. 2024 ^P
Radio/TV broadcast & wireless comm equip mfg.	33422		12/03	102.780	103.648	104.550	104.650	104.627
Broadcast and wireless communications equipment mfg.	334220		12/91	96.416	97.230	98.076	98.171	98.149
Primary products.		334220-P	12/91	92.594	93.328	94.174	94.151	94.123
Broadcast, studio, and related electronic equipment.		334220-2	12/85	120.838	121.913	122.827	122.488	122.698
Radio station equipment.		334220-5	06/13	114.046	114.652	117.165	117.165	116.463
Other broadcast and wireless communications systems and equipment.		334220-9	06/13	107.716	108.389	109.348	109.348	109.348
Secondary products and miscellaneous receipts.		334220-SM						
Other communications equipment mfg.	33429		12/03	140.338	141.037	141.304	141.530	141.530
Other communications equipment mfg.	334290		12/91	150.535	151.285	151.571	151.813	151.813
Primary products.		334290-P	12/91	158.639	159.522	159.858	160.142	160.142
Alarm systems, including electric sirens and horns.		334290-1	12/85	154.282	155.600	155.600	155.728	—
Intercommunications systems, incl inductive paging systems, excl telephone & telegraph.		334290-3	12/85	275.618	276.488	276.488	276.488	276.488
Secondary products and miscellaneous receipts.		334290-SM						
Secondary products.		334290-S	12/91	167.224	167.224	167.287	167.773	—
Audio & video equipment mfg.	3343		12/03	100.791	100.791	100.791	103.285	103.288
Audio and video equipment mfg.	33431		12/03	100.791	100.791	100.791	103.285	103.288
Audio and video equipment mfg.	334310		03/80	72.935	72.935	72.935	74.738	74.740
Primary products.		334310-P	03/80	64.346	64.346	64.346	65.757	65.757
Speakers and commercial sound equipment.		334310-4	03/80	181.430	181.430	181.430	188.861	188.861
Other consumer audio and video equipment.		334310-5	03/80	141.643	141.643	141.643	141.643	141.643
Secondary products and miscellaneous receipts.		334310-SM						
Miscellaneous receipts.		334310-M	12/86	98.430	98.430	98.430	110.100	110.190
Semiconductor and other electronic component mfg.	3344		12/84	57.536	57.914	58.089	58.127	58.319
Semiconductor and other electronic component mfg.	33441		12/84	57.547	57.924	58.099	58.138	58.329
Bare printed circuit board mfg.	334412		06/91	123.097	124.621	124.004	124.005	124.006
Primary products.		334412-P	06/91	119.926	121.416	120.811	120.811	120.811
Bare printed circuit boards.		334412-0	06/82	134.760	136.434	135.755	135.755	135.755
Secondary products and miscellaneous receipts.		334412-SM2						
Semiconductors and related device mfg.	334413		12/98	31.565	31.707	31.670	31.630	31.827
Primary products.		334413-P	12/98	30.551	30.681	30.644	30.606	30.804
Other semiconductor devices, including parts such as chips, wafers, and heat sinks.		334413-A	06/81	57.985	58.452	58.452	58.452	59.131
Integrated microcircuits, incl semiconductor networks, microprocessors, & MOS memories.		334413-1	12/98	21.582	21.618	21.574	21.529	21.592
Secondary products and miscellaneous receipts.		334413-SM						
Electronic connector mfg.	334417		12/80	280.702	281.083	281.150	284.983	285.003
Primary products.		334417-P	12/80	277.657	277.976	278.049	282.068	282.090
Electronic connectors, including parts.		334417-0	12/80	277.657	277.976	278.049	282.068	282.090
Secondary products and miscellaneous receipts.		334417-SM						
Secondary products.		334417-S1	05/99	162.201	162.885	162.887	162.440	162.440
Printed circuit assembly mfg.	334418		12/03	71.956	72.373	72.330	72.425	72.572
Primary products.		334418-P	12/03	73.455	73.890	73.844	73.905	74.039
Printed circuit assemblies, loaded boards, modules, and consumer external modems.		334418-9	06/06	79.016	79.484	79.434	79.501	79.645
Secondary products and miscellaneous receipts.		334418-SM						
Other electronic component mfg.	334419		12/03	161.409	162.304	165.389	165.389	165.389
Primary products.		334419-P	12/03	164.720	165.713	166.229	166.229	166.229
Other electronic components.		334419-0	12/03	164.720	165.713	166.229	166.229	166.229
Secondary products and miscellaneous receipts.		334419-SM						
Secondary products.		334419-S	12/03	106.637	106.637	107.469	107.469	107.469
Capacitor, resistor, coil, transformer, and other inductor mfg.	33441K		12/11	159.804	164.448	165.967	165.967	165.967
Primary products.		33441K-P	12/11	164.213	169.071	170.672	170.672	170.672
Capacitors for electronic circuitry.		33441K-4	06/81	276.660	278.016	279.454	279.454	279.454
Electronic coils, transformers, and other inductors.		33441K-6	06/00	168.372	171.623	174.318	174.318	174.318
Secondary products and miscellaneous receipts.		33441K-SM						
Nav/measuring/medical/control instruments mfg.	3345		12/03	144.213	147.031	147.615	147.977	148.483
Nav/measuring/medical/control instruments mfg.	33451		12/03	144.213	147.031	147.615	147.977	148.483
Electromedical apparatus mfg.	334510		06/85	87.763	88.044	88.355	88.355	88.355
Primary products.		334510-P	06/85	75.943	76.081	76.367	76.367	76.367
Electromedical equipment, excluding ionizing radiation equipment.		334510-2	12/02	87.544	87.718	88.080	88.080	88.080
Secondary products and miscellaneous receipts.		334510-SM						
Miscellaneous receipts.		334510-M	12/90	162.879	169.504	169.504	169.504	169.504
Search, detection, and navigation instruments.	334511		12/91	189.789	197.645	197.907	198.452	199.539

See footnotes at end of table.

Table 11. Producer price indexes for net output of selected industries and their products, not seasonally adjusted — Continued
 [April 2024]

Title ¹	Industry code	Product code	Index base	Unadjusted index ²				
				Dec. 2023	Jan. 2024 ^P	Feb. 2024 ^P	Mar. 2024 ^P	Apr. 2024 ^P
Search, detection, and navigation instruments - Continued								
Primary products.....		334511-P	12/91	185.987	193.743	194.018	194.573	195.444
Aeronautical, nautical & navigational instruments, not sending or receiving radio signals.....		334511-1	12/85	332.895	332.895	333.159	333.159	340.300
Search, detection, navigation, and guidance systems and equipment.....		334511-3	12/91	179.224	188.783	189.082	189.767	189.767
Secondary products and miscellaneous receipts.....		334511-SM						
Automatic environmental control mfg.....	334512		12/79	317.114	315.690	315.901	315.249	315.266
Primary products.....		334512-P	12/79	282.935	281.521	281.522	280.874	280.874
Automatic environmental controls for monitoring residential, commercial, and appliance use.....		334512-0	12/03	150.988	150.233	150.234	149.888	149.888
Secondary products and miscellaneous receipts.....		334512-SM						
Miscellaneous receipts.....		334512-M	12/04	204.796	204.796	204.796	204.796	204.796
Industrial process variable instruments.....	334513		06/83	280.375	285.025	285.544	286.979	288.169
Primary products.....		334513-P	06/83	293.924	299.126	299.705	301.341	302.677
Process control instruments.....		334513-0	12/03	175.448	178.553	178.899	179.876	180.673
Secondary products and miscellaneous receipts.....		334513-SM						
Miscellaneous receipts.....		334513-M	06/83	253.044	253.044	253.044	253.044	253.044
Totalizing fluid meters and counting devices mfg.....	334514		12/85	244.667	246.390	247.489	248.385	248.886
Primary products.....		334514-P	12/85	249.241	251.141	252.354	253.342	253.800
Integrating and totalizing fluid meters, counting devices, and motor vehicle instruments.....		334514-0	12/85	249.241	251.141	252.354	253.342	253.800
Secondary products and miscellaneous receipts.....		334514-SM						
Secondary products.....		334514-S	12/85	185.150	185.150	185.150	185.150	186.559
Electricity and signal testing instruments mfg.....	334515		12/83	181.765	181.765	181.905	181.905	186.315
Primary products.....		334515-P	12/83	173.948	173.948	174.096	174.096	177.137
Test equipment for testing electrical, radio, and communication circuits, and motors.....		334515-4	12/83	175.235	175.235	175.384	175.384	178.447
Secondary products and miscellaneous receipts.....		334515-SM						
Analytical laboratory instrument mfg.....	334516		12/85	186.698	188.821	191.379	191.871	191.655
Primary products.....		334516-P	12/85	187.661	189.766	192.353	192.859	192.635
Analytical and scientific instruments, excluding optical.....		334516-0	12/85	187.661	189.766	192.353	192.859	192.635
Secondary products and miscellaneous receipts.....		334516-SM						
Irradiation apparatus mfg.....	334517		06/90	124.147	124.147	125.126	125.126	125.126
Primary products.....		334517-P	06/85	125.081	125.081	126.133	126.133	126.133
Irradiation (ionizing radiation) equipment.....		334517-0	06/85	125.081	125.081	126.133	126.133	126.133
Secondary products and miscellaneous receipts.....		334517-SM						
Other measuring and controlling device mfg.....	334519		06/85	206.888	209.002	210.495	212.146	211.583
Primary products.....		334519-P	06/85	197.762	199.842	201.338	202.994	202.437
Physical properties testing & inspection equipment and kinematic testing & measuring equipment.....		334519-4	06/85	201.370	203.844	203.844	203.844	203.844
Nuclear radiation detection and monitoring instruments.....		334519-5	06/85	248.578	254.629	254.629	254.629	254.629
Commercial, geophysical, meteorological, and general-purpose instruments and equipment.....		334519-7	06/85	201.450	202.075	207.906	207.906	205.419
Secondary products and miscellaneous receipts.....		334519-SM						
Miscellaneous receipts.....		334519-M	06/85	289.249	289.800	289.800	289.800	289.585
Manufacturing and reproducing magnetic and optical media.....	3346		12/03	117.933	117.933	117.879	117.933	118.540
Manufacturing and reproducing magnetic and optical media.....	33461		12/03	117.932	117.932	117.879	117.932	118.540
Manufacturing and reproducing magnetic and optical media.....	334610		01/19	138.186	138.186	138.123	138.186	138.898
Primary products.....		334610-P	01/19	139.374	139.374	139.310	139.374	140.091
Electrical equipment and appliance mfg.....	335		12/03	198.265	198.698	199.036	199.777	199.999
Electric lighting equipment mfg.....	3351		12/03	153.766	153.727	154.148	155.159	155.021
Electric lighting equipment mfg.....	33513		12/22	103.657	103.630	103.916	104.599	104.505
Residential electric lighting fixture mfg.....	335131		12/83	248.755	248.177	248.200	248.189	248.175
Primary products.....		335131-P	12/83	256.070	255.380	255.407	255.395	255.378
Residential-type electric lighting fixtures (except portable), including parts and accessories.....		335131-1	12/83	232.937	231.914	231.920	231.921	231.917
Secondary products and miscellaneous receipts.....		335131-SM						
Nonresidential electric lighting fixture mfg.....	335132		06/81	266.543	266.506	267.976	270.665	270.184
Primary products.....		335132-P	06/81	264.596	264.602	266.203	269.133	268.609
Commercial and institutional-type electric lighting fixtures, including parts and accessories.....		335132-1	06/81	253.802	253.809	255.635	258.978	258.380
Industrial-type electric lighting fixtures, including parts and accessories.....		335132-5	06/81	294.912	294.912	294.912	294.912	—
Secondary products and miscellaneous receipts.....		335132-SM						
Secondary products.....		335132-S	06/81	325.352	—	—	—	—
Other lighting equipment, including lamps and bulbs mfg.....	335139		06/85	181.791	181.822	181.822	182.537	182.537

See footnotes at end of table.

Table 11. Producer price indexes for net output of selected industries and their products, not seasonally adjusted — Continued
 [April 2024]

Title ¹	Industry code	Product code	Index base	Unadjusted index ²				
				Dec. 2023	Jan. 2024 ^P	Feb. 2024 ^P	Mar. 2024 ^P	Apr. 2024 ^P
Other lighting equipment, including lamps and bulbs mfg - Continued								
Primary products.....		335139-P	12/22	104.507	104.507	104.507	104.973	104.973
Electric lamp bulb, tubes, and components.....		335139-1	12/83	89.752	89.752	89.752	89.752	89.752
Outdoor lighting equipment (including parts and accessories).....		335139-2	06/85	209.474	209.474	209.474	209.474	209.474
Secondary products and miscellaneous receipts.....		335139-SM						
Household appliance mfg.....	3352		12/84	162.899	162.944	162.474	163.562	163.724
Small electrical appliance mfg.....	33521		12/03	130.986	129.842	129.928	131.338	131.582
Small electrical appliance mfg.....	335210		12/11	119.037	117.997	118.075	119.357	119.579
Primary products.....		335210-P	12/11	119.552	118.479	118.561	119.800	120.026
Parts and attachments for small electric household appliances, including fan parts.....		335210-5	12/82	193.022	193.022	193.022	196.035	196.035
Household vacuum cleaners and other floor care machines (including parts and attachments).....		335210-6	12/82	131.099	132.131	132.463	132.131	133.227
Other small electric household appliances, including fans.....		335210-7	05/21	116.032	114.432	114.452	116.075	116.083
Secondary products and miscellaneous receipts.....		335210-SM						
Secondary products.....		335210-S	12/82	208.942	208.336	208.190	223.065	223.379
Major household appliance mfg.....	33522		12/03	165.796	166.118	165.530	166.513	166.651
Major household appliance mfg.....	335220		05/16	135.335	135.598	135.118	135.919	136.031
Primary products.....		335220-P	05/16	134.706	134.987	134.474	135.035	135.030
Household cooking appliances.....		335220-1	06/81	174.396	174.874	173.864	175.056	173.831
Electric household ranges, ovens (including microwave), surface cooking units, and equipment.....		335220-11	06/81	148.471	148.002	149.896	150.855	149.111
Gas household ranges, ovens, surface cooking units, and equipment (incl. parts and accessories).....		335220-13	06/81	170.257	172.913	168.874	170.437	169.605
Other household ranges and cooking equipment, including outdoor equipment.....		335220-15	06/81	257.237	255.084	252.507	253.398	252.961
Household refrigerators and home freezers.....		335220-2	12/81	126.342	126.486	126.167	126.038	126.268
Household refrigerators, including combination refrigerator-freezers.....		335220-21	12/81	119.179	119.395	118.938	118.836	119.032
Other major household appliances.....		335220-8	12/82	308.765	309.445	308.655	310.525	313.064
Household water heaters, electric, for permanent installation.....		335220-81	12/82	559.713	559.870	559.870	570.712	581.852
Household water heaters, excluding electric.....		335220-83	12/82	561.307	561.643	561.643	569.707	579.638
Secondary products and miscellaneous receipts.....		335220-SM						
Miscellaneous receipts.....		335220-M	05/16	137.090	137.090	137.090	137.090	137.090
Electrical equipment mfg.....	3353		12/03	209.252	211.092	211.614	213.255	213.254
Electrical equipment mfg.....	33531		12/03	209.252	211.092	211.614	213.255	213.254
Electric power and specialty transformer mfg.....	335311		06/81	425.883	428.635	428.635	430.570	425.476
Primary products.....		335311-P	06/81	420.121	422.854	422.854	424.750	419.691
Secondary products and miscellaneous receipts.....		335311-SM						
Motor and generator mfg.....	335312		06/83	284.910	285.602	285.615	288.621	288.630
Primary products.....		335312-P	06/83	283.776	284.217	284.217	287.657	287.657
Parts, supplies for motors, generators, generator sets, and other rotating equipment.....		335312-C	12/87	293.445	291.896	291.896	304.633	304.633
Other motors and generators n.e.c.....		335312-F	06/06	158.737	159.538	159.538	158.651	158.651
Fractional horsepower motors (rated at less than 746 watts) (except hermetics) ..		335312-1	06/83	212.262	212.262	212.262	214.070	214.070
Integral horsepower motors & generators other than for land transport equipment (exc hermetics).....		335312-3	06/83	418.694	418.694	418.694	429.277	429.277
Secondary products and miscellaneous receipts.....		335312-SM						
Miscellaneous receipts.....		335312-M	12/86	286.255	286.255	286.255	286.377	286.377
Secondary products.....		335312-S	06/83	268.735	272.404	272.616	273.907	274.055
Switchgear and switchboard apparatus mfg.....	335313		06/85	310.443	311.946	314.087	317.210	317.501
Primary products.....		335313-P	06/85	321.920	323.553	325.888	329.240	329.557
Switchgear, excluding ducts and relays.....		335313-A	06/85	360.183	363.423	365.405	370.913	371.547
Low voltage panelboards and distribution boards, 1000 volts or less.....		335313-3	06/85	275.424	275.424	281.128	281.128	281.128
Secondary products and miscellaneous receipts.....		335313-SM						
Relay and industrial control mfg.....	335314		06/85	276.024	282.379	282.498	283.642	285.663
Primary products.....		335314-P	06/85	294.478	301.470	301.857	302.241	302.631
Specific-purpose industrial controls.....		335314-C	01/19	124.829	124.829	124.829	124.829	125.010
General-purpose industrial controls.....		335314-F	01/19	138.238	143.786	143.786	144.139	144.403
Relays for electronic circuitry, industrial control overload and switchgear type.....		335314-1	06/90	225.683	230.079	230.079	-	-
Parts for industrial controls and motor-control accessories.....		335314-7	06/90	258.970	259.654	263.421	263.421	263.421
Secondary products and miscellaneous receipts.....		335314-SM						
Miscellaneous receipts.....		335314-M	06/85	292.624	292.624	292.624	305.080	331.280
Other electrical equipment & component mfg.....	3359		12/03	225.107	224.762	225.408	225.093	225.653
Storage battery mfg.....	33591		12/03	196.320	196.478	196.656	196.350	195.758
Battery mfg.....	335910		12/84	265.423	265.637	265.876	265.465	264.664
Primary products.....		335910-P	12/84	267.971	268.195	268.326	268.152	267.264

See footnotes at end of table.

Table 11. Producer price indexes for net output of selected industries and their products, not seasonally adjusted — Continued
 [April 2024]

Title ¹	Industry code	Product code	Index base	Unadjusted index ²				
				Dec. 2023	Jan. 2024 ^P	Feb. 2024 ^P	Mar. 2024 ^P	Apr. 2024 ^P
Battery mfg - Continued								
Storage batteries.....		335910-1	12/84	268.397	268.784	269.020	268.830	267.791
Storage batteries, lead acid type, BCI dimensional size group 8D or smaller. . . .		335910-11	12/84	258.557	259.136	259.136	260.417	258.865
Storage batteries, lead acid type, larger than BCI dimensional size group 8D. . .		335910-12	12/84	316.397	316.397	317.468	309.655	309.655
Primary batteries.....		335910-2	12/80	254.651	254.338	254.124	—	—
Secondary products and miscellaneous receipts.....		335910-SM						
Secondary products.....		335910-S	12/84	297.600	297.600	302.054	302.054	302.054
Communication & energy wire & cable mfg.	33592		12/03	263.392	262.034	262.647	261.554	262.860
Fiber optic cable mfg.	335921		12/03	89.061	85.739	85.739	85.739	85.739
Primary products.....		335921-P	12/03	89.438	86.149	86.149	86.149	86.149
Fiber optic cable, made from purchased fiber optic strand.		335921-0	12/03	89.438	86.149	86.149	86.149	86.149
Secondary products and miscellaneous receipts.....		335921-SM						
Other communication and energy wire mfg.	335929		12/03	310.665	311.302	312.183	310.611	312.501
Primary products.....		335929-P	12/03	326.613	327.438	328.602	326.453	328.174
Electronic wire and cable, made of nonferrous metals (purchased wire).		335929-A	12/82	316.922	316.922	316.922	318.981	320.561
Other insulated wire & cable, incl control & signal, made of nonferrous metals (purchased wire).....		335929-F	12/11	148.717	150.984	154.209	153.170	154.150
Power wire and cable, made from nonferrous metals (purchased wire).		335929-1	12/82	599.750	599.302	598.628	587.993	590.943
Secondary products and miscellaneous receipts.....		335929-SM						
Wiring device mfg.	33593		12/03	248.834	247.553	249.233	249.107	249.640
Current-carrying wiring device mfg.	335931		12/81	298.649	298.820	299.220	299.358	299.330
Primary products.....		335931-P	12/81	289.310	289.279	289.680	289.815	289.781
Current-carrying wiring devices n.e.c.....		335931-A	06/06	193.652	193.851	194.630	193.608	193.898
Current-carrying switches for electrical circuitry (including vehicular switches). . . .		335931-1	12/99	177.181	177.448	176.793	176.757	177.407
Current-carrying wire connectors for electrical circuitry.....		335931-9	12/81	252.633	251.238	251.236	255.876	253.423
Secondary products and miscellaneous receipts.....		335931-SM						
Secondary products.....		335931-S	12/81	315.341	315.344	315.362	315.550	315.786
Noncurrent-carrying wiring device mfg.	335932		12/81	541.341	534.869	541.985	541.085	543.638
Primary products.....		335932-P	12/81	543.205	535.729	543.178	542.139	543.950
Noncurrent-carrying electrical conduit and conduit fittings, incl. plastic conduit & fittings.....		335932-4	12/81	610.376	592.463	591.987	589.733	593.179
Other noncurrent-carrying wiring devices and supplies (boxes, covers, bar hangers, etc.).....		335932-6	12/81	514.121	514.213	544.810	544.428	545.901
Secondary products and miscellaneous receipts.....		335932-SM						
All other electrical equipment & component mfg.	33599		12/03	169.105	169.813	169.847	169.840	170.552
Carbon and graphite product mfg.	335991		06/85	226.130	235.514	235.696	235.656	239.481
Primary products.....		335991-P	06/85	239.771	249.828	250.023	249.980	254.085
Carbon and graphite products, including electrodes for electric arc furnaces.		335991-0	06/85	239.771	249.828	250.023	249.980	254.085
Secondary products and miscellaneous receipts.....		335991-SM						
Miscellaneous receipts.....		335991-M	10/88	149.998	149.998	149.998	149.998	149.834
Miscellaneous electrical equipment mfg.	335999		12/03	160.623	159.325	159.325	159.325	159.325
Primary products.....		335999-P	12/03	158.388	156.301	156.301	156.301	156.301
Rectifying apparatus.		335999-3	12/85	210.586	212.752	212.752	212.752	212.752
All miscellaneous electrical equipment except rectifying apparatus.....		335999-4	06/08	141.929	139.648	139.648	139.648	139.648
Secondary products and miscellaneous receipts.....		335999-SM						
Transportation equipment manufacturing.	336		12/03	140.974	141.447	141.758	141.834	141.939
Motor vehicle manufacturing.	3361		12/03	124.832	125.117	125.350	125.272	125.236
Automobile and light truck manufacturing.	33611		12/03	122.379	122.685	122.918	122.834	122.782
Automobile, light truck and utility vehicle mfg.	336110		06/82	168.428	168.849	169.170	169.054	168.982
Primary products.....		336110-P	06/82	166.225	166.643	166.962	166.847	166.766
Passenger cars and chassis.....		336110-1	06/82	137.755	137.911	137.973	137.715	137.778
Trucks, truck tractors, & bus chassis 14,000 lb or less, incl. minivans & suvs.		336110-2	06/82	198.067	198.627	199.072	198.987	198.849
Secondary products and miscellaneous receipts.....		336110-SM						
Heavy duty truck manufacturing.	33612		12/03	161.367	161.367	161.633	161.643	161.829
Heavy duty truck mfg.	336120		12/03	161.416	161.416	161.673	161.683	161.869
Primary products.....		336120-P	12/03	162.918	162.918	162.918	162.928	163.117
Trucks, truck tractors, and bus chassis (chassis of own manufacture) 14,001 to 33,000 lbs.....		336120-1	12/03	172.255	172.255	172.255	172.284	172.484
Secondary products and miscellaneous receipts.....		336120-SM						
Motor vehicle body and trailer manufacturing.	3362		12/03	202.933	202.932	203.221	203.400	203.229
Motor vehicle body and trailer manufacturing.	33621		12/03	203.292	203.291	203.581	203.759	203.588
Motor vehicle body mfg.	336211		12/82	344.215	346.689	346.797	348.228	348.252
Primary products.....		336211-P	12/82	340.042	342.675	342.775	343.786	343.812

See footnotes at end of table.

Table 11. Producer price indexes for net output of selected industries and their products, not seasonally adjusted — Continued
 [April 2024]

Title ¹	Industry code	Product code	Index base	Unadjusted index ²				
				Dec. 2023	Jan. 2024 ^P	Feb. 2024 ^P	Mar. 2024 ^P	Apr. 2024 ^P
Motor vehicle body mfg - Continued								
Other truck and vehicle bodies, sold separately.....		336211-5	12/08	155.089	155.431	155.431	156.003	156.003
Dump truck bodies, for sale separately.....		336211-5A	12/08	179.071	179.071	179.071	179.071	—
All other truck and vehicle bodies, sold separately.....		336211-5B	12/08	153.081	153.553	153.553	154.364	154.364
Buses and firefighting vehicles, complete, produced on purchased chassis.....		336211-7	12/08	130.520	130.520	130.682	130.847	130.847
Other trucks and vehicles, complete, produced on purchased chassis.....		336211-9	12/08	162.754	163.232	163.289	163.651	163.709
Other trucks and vehicles, complete, produced on purchased chassis, except upfitting trucks.....		336211-91	09/15	148.735	149.833	149.966	150.798	150.931
Secondary products and miscellaneous receipts.....		336211-SM						
Secondary products.....		336211-S	12/82	291.988	292.023	292.214	298.651	298.650
Truck trailer mfg.....	336212		12/79	367.586	366.520	368.587	368.183	366.777
Primary products.....		336212-P	12/79	365.765	364.582	366.660	366.254	364.844
Truck trailers and chassis, axle rating 10,000 lbs or more.....		336212-1	12/79	350.482	348.967	351.148	350.721	349.242
Truck trailers and chassis, axle rating less than 10,000 lbs.....		336212-3	11/84	482.349	486.295	486.295	486.295	486.295
Secondary products and miscellaneous receipts.....		336212-SM						
Secondary products.....		336212-S1	05/21	145.426	151.124	150.672	150.672	150.681
Motor home mfg.....	336213		06/84	218.271	218.271	218.315	218.315	218.672
Primary products.....		336213-P	06/84	214.186	214.186	214.230	214.230	214.585
Motor homes built on purchased chassis.....		336213-0	06/06	127.690	127.690	127.716	127.716	127.928
Secondary products and miscellaneous receipts.....		336213-SM1						
Travel trailer and camper mfg.....	336214		12/03	208.824	208.116	208.012	208.012	208.012
Primary products.....		336214-P	12/03	210.374	209.717	209.620	209.620	209.620
Travel trailers.....		336214-1	06/84	281.432	281.432	281.432	281.432	281.432
Conventional travel trailers.....		336214-19	12/11	170.155	170.155	170.155	170.155	170.155
Automobile and light truck trailers.....		336214-3	12/92	265.471	260.812	260.124	260.124	260.124
Camping trailers, campers, pick-up covers, and parts.....		336214-5	06/84	350.175	350.175	350.175	350.175	350.175
Other parts and components, excluding appliances and furnishings.....		336214-53	06/84	351.999	351.999	351.999	351.999	351.999
Truck campers, caps, box covers, and fold-down camping trailers.....		336214-56	06/14	146.737	146.737	146.737	146.737	146.737
Secondary products and miscellaneous receipts.....		336214-SM						
Secondary products.....		336214-S	06/84	248.749	248.410	248.470	248.459	248.418
Motor vehicle parts manufacturing.....	3363		12/03	127.411	127.770	127.952	128.124	128.234
Motor vehicle gasoline engine and parts mfg.....	33631		12/03	126.537	126.580	126.819	128.037	128.055
Motor vehicle gasoline engine and engine parts mfg.....	336310		12/03	127.022	127.065	127.305	128.527	128.545
Primary products.....		336310-P	12/03	126.696	126.751	126.995	128.278	128.296
Gasoline engines and engine parts (excluding carburetors).....		336310-2	12/03	125.371	125.430	125.649	127.049	127.068
Carburetors, pistons, piston rings, and valves.....		336310-3	12/82	202.606	202.631	203.401	203.215	203.215
Secondary products and miscellaneous receipts.....		336310-SM						
Miscellaneous receipts.....		336310-M1	09/18	121.247	121.247	121.247	121.247	121.247
Secondary products.....		336310-S	12/11	116.754	116.551	116.688	116.617	116.644
Motor vehicle electric equipment.....	33632		12/03	123.075	123.559	124.031	124.059	123.959
Motor vehicle electrical and electronic equipment mfg.....	336320		12/03	122.606	123.089	123.558	123.587	123.487
Primary products.....		336320-P	12/03	116.414	116.839	117.296	117.328	117.514
Vehicular lighting equipment.....		336320-1	12/83	138.145	138.648	141.183	141.249	141.021
Other motor vehicle electrical and electronic equipment.....		336320-2	12/03	116.392	116.816	116.828	116.853	117.140
Battery charging alternators, generators, and regulators.....		336320-23	12/82	138.272	138.372	138.529	138.880	139.437
Parts for engine electrical and electronic equipment.....		336320-2A	12/82	167.365	167.600	167.600	167.600	177.808
All other miscellaneous non-engine electrical and electronic equipment.....		336320-2D	12/03	119.966	119.966	119.966	119.966	120.062
All other miscellaneous complete engine electrical equipment, including spark plugs.....		336320-2U	12/82	131.186	133.623	133.623	133.623	132.316
Secondary products and miscellaneous receipts.....		336320-SM						
Miscellaneous receipts.....		336320-M	12/03	142.114	142.960	143.081	142.827	142.817
Secondary products.....		336320-S	12/03	130.160	132.184	132.485	132.485	132.485
Motor vehicle steering and suspension parts.....	33633		12/03	112.052	109.645	109.645	109.515	110.296
Motor vehicle steering and suspension components (except spring) manufacturing.....	336330		12/03	111.841	109.438	109.438	109.308	110.088
Primary products.....		336330-P	12/03	108.830	106.301	106.301	106.208	107.055
Motor vehicle steering and suspension components (excluding spring), new and rebuilt.....		336330-0	12/99	108.631	106.107	106.107	106.014	106.860
Secondary and miscellaneous receipts.....		336330-SM						
Motor vehicle brake system manufacturing.....	33634		12/03	138.917	142.898	142.710	143.101	141.028
Motor vehicle brake system mfg.....	336340		12/03	138.898	142.883	142.694	143.086	141.011
Primary products.....		336340-P	12/03	139.876	144.111	143.911	144.326	142.122
Motor vehicle brake parts and assemblies, new.....		336340-1	12/88	147.807	152.727	152.494	152.977	150.640
Motor vehicle drum brake assemblies and parts, new.....		336340-1E	12/05	147.126	153.011	152.536	153.783	151.665
Motor vehicle disc brake assemblies and parts, new.....		336340-1F	12/11	136.795	145.415	145.415	145.415	139.296
Other motor vehicle brake parts and assemblies, new.....		336340-1G	12/99	124.625	125.845	125.664	125.890	126.095

See footnotes at end of table.

Table 11. Producer price indexes for net output of selected industries and their products, not seasonally adjusted — Continued
 [April 2024]

Title ¹	Industry code	Product code	Index base	Unadjusted index ²				
				Dec. 2023	Jan. 2024 ^P	Feb. 2024 ^P	Mar. 2024 ^P	Apr. 2024 ^P
Motor vehicle brake system mfg - Continued								
Secondary products and miscellaneous receipts.....		336340-SM						
Motor vehicle power train components mfg.....	33635		12/03	136.193	137.923	137.983	137.684	137.905
Motor vehicle transmission and power train parts manufacturing.....	336350		12/03	134.577	136.286	136.346	136.050	136.269
Primary products.....		336350-P	12/03	128.945	130.548	130.618	130.330	130.543
Motor vehicle drive train components, excluding wheels and brakes, new.....		336350-2	12/88	132.245	133.733	133.810	133.500	133.732
Motor vehicle transmissions (except auxiliary and parts), new.....		336350-20	06/12	115.570	118.700	118.562	118.019	117.914
Parts for manual and automatic transmissions, new.....		336350-23	12/88	131.002	130.068	130.139	130.102	130.075
Other motor vehicle drive train components, except wheels and brakes, new.....		336350-25	12/99	99.518	99.712	100.080	100.053	100.882
Motor vehicle drive train components, rebuilt.....		336350-3	12/03	147.619	152.595	152.595	152.543	152.543
Secondary products and miscellaneous receipts.....		336350-SM						
Secondary products.....		336350-S	12/03	139.285	142.385	141.388	141.309	141.343
Motor vehicle seating and interior trim mfg.....	33636		12/03	113.915	114.090	114.071	114.569	114.931
Motor vehicle seating and interior trim mfg.....	336360		12/03	113.851	114.030	114.005	114.501	114.862
Primary products.....		336360-P	12/03	112.217	112.234	112.415	112.916	113.281
Automobile trimmings.....		336360-1	12/03	93.418	93.418	93.552	93.921	94.581
Seats for public conveyance and aircraft.....		336360-3	12/01	117.650	117.695	117.964	118.712	118.700
Secondary products and miscellaneous receipts.....		336360-SM						
Secondary products.....		336360-S	12/03	158.239	161.692	157.084	156.496	156.595
Motor vehicle metal stamping.....	33637		12/03	130.022	129.750	130.876	130.551	130.984
Motor vehicle metal stamping.....	336370		12/82	142.405	142.106	143.340	142.984	143.458
Primary products.....		336370-P	12/82	133.398	133.099	134.303	133.941	134.422
Automotive job stampings (truck, bus, and passenger car).....		336370-0	12/82	133.398	133.099	134.303	133.941	134.422
Secondary products and miscellaneous receipts.....		336370-SM						
Secondary products.....		336370-S	12/82	142.878	142.841	143.015	143.148	142.919
Other motor vehicle parts manufacturing.....	33639		12/03	127.573	127.649	127.534	127.475	127.611
Other motor vehicle parts mfg.....	336390		12/03	130.108	130.186	130.068	130.008	130.147
Primary products.....		336390-P	12/03	127.631	127.709	127.594	127.534	127.677
Filters, new, internal combustion engines and motor vehicles.....		336390-A	12/82	191.544	191.544	191.544	-	-
All other motor vehicle parts and accessories, including trailer hitches.....		336390-8	12/03	117.771	117.980	118.270	118.158	118.159
Secondary products and miscellaneous receipts.....		336390-SM						
Miscellaneous receipts.....		336390-M	12/11	116.678	-	-	-	-
Secondary products.....		336390-S	12/11	127.725	127.762	127.880	127.866	-
Aerospace product and parts manufacturing.....	3364		06/85	272.421	274.112	275.223	275.608	276.312
Aerospace product and parts manufacturing.....	33641		06/85	272.421	274.112	275.223	275.608	276.312
Aircraft mfg.....	336411		12/85	283.670	285.809	286.635	287.082	287.536
Primary products.....		336411-P	12/85	272.082	273.783	274.622	275.076	275.503
Civilian aircraft.....		336411-3	12/85	335.160	336.969	338.443	339.241	339.992
Military aircraft.....		336411-4	06/13	111.060	112.014	112.014	112.014	112.014
Secondary products and miscellaneous receipts.....		336411-SM						
Secondary products.....		336411-S	12/85	482.063	496.996	496.996	496.996	498.076
Aircraft engine and engine parts mfg.....	336412		12/85	264.806	265.845	268.780	268.781	268.904
Primary products.....		336412-P	12/85	260.121	262.170	263.845	263.847	264.012
Aeronautical services on aircraft engines.....		336412-5	12/85	282.664	281.979	294.701	294.701	294.701
Aircraft engine parts and accessories.....		336412-7	12/85	270.788	275.733	275.570	275.573	275.880
Parts and accessories for military aircraft engines.....		336412-75	12/11	126.276	126.671	126.671	126.516	126.516
Parts and accessories for civilian aircraft engines.....		336412-77	12/11	119.982	123.083	122.975	123.051	123.255
Secondary products and miscellaneous receipts.....		336412-SM						
Secondary products.....		336412-S	12/85	255.234	255.709	263.199	263.199	263.406
Other aircraft parts and equipment mfg.....	336413		06/85	207.000	206.990	207.743	207.967	210.582
Primary products.....		336413-P	06/85	202.179	202.120	202.611	202.625	205.267
Aircraft propellers and helicopter rotors.....		336413-1	12/91	222.086	222.086	222.086	222.284	223.594
Aircraft parts and auxiliary equipment.....		336413-7	06/85	194.047	193.984	194.501	194.501	197.186
Aircraft landing gear for civilian and military aircraft.....		336413-72	06/08	187.311	195.624	197.275	197.275	197.275
Other aircraft subassemblies and parts for military aircraft.....		336413-73	06/08	126.325	126.325	128.297	128.297	128.297
Other aircraft subassemblies and parts for civilian aircraft.....		336413-74	06/08	114.470	114.079	114.079	114.079	116.139
Secondary products and miscellaneous receipts.....		336413-SM						
Secondary products.....		336413-S	06/85	253.545	255.843	256.883	262.070	262.070
Railroad rolling stock manufacturing.....	3365		06/84	229.923	229.946	230.369	230.646	230.595
Railroad rolling stock manufacturing.....	33651		06/84	230.002	230.025	230.448	230.725	230.674
Railroad rolling stock mfg.....	336510		06/84	229.801	229.823	230.247	230.523	230.472
Primary products.....		336510-P	06/84	236.468	236.497	236.914	237.193	237.018

See footnotes at end of table.

Table 11. Producer price indexes for net output of selected industries and their products, not seasonally adjusted — Continued
[April 2024]

Title ¹	Industry code	Product code	Index base	Unadjusted index ²				
				Dec. 2023	Jan. 2024 ^P	Feb. 2024 ^P	Mar. 2024 ^P	Apr. 2024 ^P
Railroad rolling stock mfg - Continued								
Street, subway, trolley, and rapid transit cars, and railway maintenance equipment and parts.....		336510-5	06/84	195.052	195.102	195.828	196.315	196.009
Railway maintenance of way equipment & parts, parts for all railcars, & other railway vehicles.....		336510-54	06/84	195.821	195.882	196.774	197.372	196.996
Air brake and other brake equipment.....		336510-541	06/84	130.629	—	—	—	—
Secondary products and miscellaneous receipts.....		336510-SM						
Miscellaneous receipts.....		336510-M	06/84	167.982	167.982	170.608	170.608	170.608
Secondary products.....		336510-S1	12/11	113.241	113.983	113.983	113.983	113.982
Ship and boat building.....	3366		12/84	280.401	281.327	281.729	282.541	283.251
Ship and boat building.....	33661		12/84	280.412	281.338	281.740	282.552	283.262
Ship building and repairing.....	336611		12/85	247.095	247.873	248.507	249.394	250.125
Primary products.....		336611-P	12/85	236.261	237.016	237.475	238.310	239.020
Ship repair, nonmilitary.....		336611-A	12/85	334.646	341.354	341.354	347.457	347.457
Military self-propelled ships, new construction.....		336611-5	12/85	191.630	191.636	192.459	192.487	193.337
Ship repair, military.....		336611-8	12/85	207.967	207.967	207.967	208.565	209.606
Nonmilitary self-propelled ships, new construction.....		336611-9	12/85	425.071	425.071	425.071	425.071	425.071
Secondary products and miscellaneous receipts.....		336611-SM2						
Boat building.....	336612		12/81	381.312	382.699	382.307	382.837	383.450
Primary products.....		336612-P	12/81	380.170	381.574	381.175	381.712	382.333
Outboard motorboats, including commercial and military (except sailboats and lifeboats).....		336612-1	12/81	457.268	459.056	458.562	459.338	460.265
Outboard motorboats, wood or metal, incl. comm. and military (exc. sailboats and lifeboats).....		336612-11	06/11	177.084	177.436	175.107	175.546	176.422
Outboard motorboats, plastics/fiberglass, incl. comm. and mil. (exc. sailboats and lifeboats).....		336612-14	06/11	171.685	172.535	173.471	173.690	173.766
Inboard motorboats, including commercial and military (except sailboats and lifeboats).....		336612-3	12/81	373.318	372.035	373.348	373.515	376.457
Inboard cabin cruisers, including commercial and military (except sailboats and lifeboats).....		336612-31	06/11	152.919	153.993	154.788	154.889	155.177
Other inboard motorboats, including commercial and military (except sailboats and lifeboats).....		336612-32	06/11	156.862	152.888	152.888	152.888	156.092
Inboard-outdrive boats, including commercial and military (except sailboats and lifeboats).....		336612-5	12/81	298.603	298.603	297.318	297.358	295.806
All other inboard-outdrive boats, incl. comm. and military (except sailboats and lifeboats).....		336612-52	06/11	142.282	142.282	141.624	141.644	140.958
All other boats (excluding military and commercial).....		336612-8	12/81	302.113	306.281	306.281	306.281	306.281
Secondary products and miscellaneous receipts.....		336612-SM						
Miscellaneous receipts.....		336612-M	12/88	341.350	341.350	341.350	341.350	341.350
Other transportation equipment manufacturing.....	3369		12/03	128.242	128.506	128.633	128.236	128.240
Other transportation equipment manufacturing.....	33699		12/03	128.242	128.506	128.633	128.236	128.240
Motorcycle, bicycle, and parts mfg.....	336991		12/84	160.846	161.064	161.420	164.130	164.140
Primary products.....		336991-P	12/84	166.222	166.443	166.783	169.558	169.570
Motorcycles, including three-wheel motorbikes, motorscooters, mopeds, and parts.....		336991-3	12/84	189.765	189.985	189.985	193.730	193.730
Bicycles, including parts (excluding children's 2-wheel sidewalk cycles).....		336991-4	12/84	158.647	159.003	161.107	161.107	161.180
Cycles, all types, tubular construction.....		336991-42	12/98	129.728	130.343	133.840	133.840	133.840
Parts for bicycles, unicycles, and adult tricycles.....		336991-45	12/84	168.075	168.075	168.229	168.229	168.375
Secondary products and miscellaneous receipts.....		336991-SM						
Secondary products.....		336991-S	12/84	184.854	184.854	—	—	—
All other transportation equipment mfg.....	336999		12/03	131.090	131.428	131.439	129.079	129.079
Primary products.....		336999-P	12/03	129.200	129.545	129.555	127.140	127.139
All-terrain vehicles and parts.....		336999-4	06/08	118.463	118.920	118.951	118.007	118.006
All other miscellaneous transportation equipment.....		336999-6	06/08	121.592	121.744	121.744	118.445	118.445
Secondary products and miscellaneous receipts.....		336999-SM						
Secondary products.....		336999-S	12/03	173.865	173.865	173.865	175.003	175.003
Furniture & related product mfg.....	337		12/84	267.876	268.457	270.744	271.186	270.797
HH & institutional furniture & kitchen cabinet mfg.....	3371		12/84	253.511	253.809	255.299	256.033	255.948
Wood kitchen cabinet & countertop mfg.....	33711		12/03	157.968	157.968	160.641	160.641	160.641
Wood kitchen cabinet and countertop mfg.....	337110		06/84	266.717	266.717	271.235	271.235	271.235
Primary products.....		337110-P	12/03	158.126	158.126	160.616	160.616	160.616
Custom wood kitchen cabinets, bathroom vanities, and related cabinet sold directly to customers.....		337110-H	03/04	147.087	147.087	148.906	148.906	148.906
Stock wood kitchen cabinets and related cabinetwork for permanent installation. ...		337110-1	06/84	246.064	246.064	246.279	246.279	246.279
Secondary products and miscellaneous receipts.....		337110-SM						
Household & institutional furniture mfg.....	33712		12/03	178.947	179.273	179.252	180.051	179.959
Upholstered household furniture mfg.....	337121		06/82	263.180	263.997	264.015	266.512	266.655

See footnotes at end of table.

Table 11. Producer price indexes for net output of selected industries and their products, not seasonally adjusted — Continued
 [April 2024]

Title ¹	Industry code	Product code	Index base	Unadjusted index ²				
				Dec. 2023	Jan. 2024 ^P	Feb. 2024 ^P	Mar. 2024 ^P	Apr. 2024 ^P
Upholstered household furniture mfg - Continued								
Primary products.....		337121-P	06/82	253.302	253.426	253.445	255.995	256.141
Upholstered household furniture, excl. dual-purpose sleep furniture.....		337121-1	06/82	248.452	248.598	248.661	251.550	251.720
Upholstered household sofas, davenports, settees, and loveseats, except custom.....		337121-11	06/82	247.424	247.476	247.492	250.606	250.853
Upholstered household sectional sofa pieces, except custom.....		337121-12	12/87	208.598	208.737	208.922	209.037	208.996
Upholstered household rocking chairs, including swivel rockers, except custom.....		337121-13	06/82	221.308	221.286	221.290	222.348	223.619
Other upholstered household furniture, including custom sold at retail.....		337121-15	06/05	188.152	188.607	188.634	195.055	195.055
Dual-purpose sleep furniture incl. futon, conv. sofa, jackknife & chair beds, except custom.....		337121-4	06/89	284.568	284.568	284.332	284.968	284.980
Secondary products and miscellaneous receipts.....		337121-SM						
Nonupholstered wood household furniture mfg.....	337122		12/79	341.859	341.916	340.256	340.259	339.892
Primary products.....		337122-P	12/79	361.021	361.021	358.728	358.728	358.217
Wood dining room, kitchen, outdoor, and ready-to-assemble furniture, excl. cabinets and custom.....		337122-G	12/22	103.044	103.044	103.044	103.044	103.044
Wood household den, family room, library, and living room furniture, except custom.....		337122-1	12/79	358.247	358.247	357.878	357.878	357.878
Wood bedroom furniture, including infants' and children's, except custom.....		337122-8	12/79	354.195	354.195	348.083	348.083	346.686
Secondary products and miscellaneous receipts.....		337122-SM						
Secondary products.....		337122-S	12/79	282.605	283.119	283.167	283.191	283.230
Household furniture (except wood and upholstered) mfg.....	337126		06/84	254.180	255.103	255.677	254.718	256.083
Primary products.....		337126-P	06/84	245.369	245.689	246.548	246.183	246.474
Metal dining room and kitchen furniture, incl. padded and plain chairs and stools..		337126-1	06/84	202.701	207.431	207.709	202.865	206.729
Metal outdoor and casual furniture, incl. beach, lawn, garden and porch.....		337126-3	06/84	359.169	359.169	359.169	359.169	359.169
Nonupholstered household furniture (except wood and metal).....		337126-6	12/85	140.969	140.969	-	-	-
Secondary products and miscellaneous receipts.....		337126-SM						
Secondary products.....		337126-S	06/84	299.176	305.756	303.488	296.964	308.442
Institutional furniture mfg.....	337127		12/03	212.409	212.186	212.422	212.531	211.254
Primary products.....		337127-P	12/03	214.779	214.500	214.736	214.844	213.524
Other institutional furniture.....		337127-B	12/11	158.271	157.970	158.544	158.835	158.420
School furniture (except stone and concrete), excl. library furniture.....		337127-1	12/84	389.990	387.995	387.995	387.995	384.447
Public building and related furniture, excl. bar, bowling, cafeteria, restaurant and school.....		337127-5	12/84	317.216	317.216	317.216	317.216	317.683
Public furniture (bar, bowling center, cafeteria, and restaurant).....		337127-8	12/03	201.442	201.815	201.815	201.739	195.830
Secondary products and miscellaneous receipts.....		337127-SM						
Miscellaneous receipts.....		337127-M	12/03	204.303	206.460	206.460	206.460	206.460
Secondary products.....		337127-S	12/03	177.795	178.596	179.003	179.205	178.674
Office furniture (including fixtures) mfg.....	3372		12/03	198.919	199.783	203.119	203.486	202.786
Office furniture (including fixtures) mfg.....	33721		12/03	198.919	199.783	203.120	203.486	202.786
Wood office furniture mfg.....	337211		06/85	274.781	275.459	278.597	278.612	278.612
Primary products.....		337211-P	06/85	269.702	270.137	273.427	273.453	273.453
Wood office furniture panel systems, desking systems, and other wood office furniture.....		337211-A	06/98	157.195	157.195	159.318	159.318	159.318
Wood office seating, including upholstered.....		337211-1	06/98	191.866	193.223	196.471	196.471	196.471
Wood office desks and desk extensions.....		337211-4	06/85	323.905	323.905	329.335	329.438	329.438
Wood office files, storage units, and tables.....		337211-7	06/98	192.491	192.534	192.979	192.979	192.979
Secondary products and miscellaneous receipts.....		337211-SM						
Secondary products.....		337211-S	06/85	279.875	282.794	283.956	283.863	283.863
Custom architectural woodwork and millwork.....	337212		12/03	180.638	180.638	180.638	180.638	180.536
Primary products.....		337212-P	12/03	176.654	176.654	176.654	176.654	176.654
Custom architectural woodwork, millwork, and fixtures.....		337212-0	12/03	176.654	176.654	176.654	176.654	176.654
Secondary products and miscellaneous receipts.....		337212-SM						
Office furniture, except wood, mfg.....	337214		12/79	408.900	411.965	422.186	420.708	418.072
Primary products.....		337214-P	12/79	409.802	412.956	423.309	421.733	419.050
Office furniture, other types, except wood, including panel systems.....		337214-A	12/79	489.312	495.430	500.079	497.433	495.034
Office seating, including upholstered, except wood.....		337214-1	12/79	292.781	291.294	300.599	300.599	300.599
Office desk and desk extensions, except wood.....		337214-4	12/79	476.627	496.902	510.531	509.437	509.437
Office files, storage units, and tables, except wood.....		337214-7	06/95	222.163	223.135	232.176	230.775	226.685
Secondary products and miscellaneous receipts.....		337214-SM						
Showcases, partitions, shelving, and lockers mfg.....	337215		12/03	209.413	210.639	216.286	218.567	217.646
Primary products.....		337215-P	12/03	186.809	187.722	192.924	194.648	193.646
Bookstacks and other shelving, except wood.....		337215-A2	06/06	160.497	159.195	159.874	164.251	158.897
Storage racks and accessories, except wood.....		337215-E	12/83	253.513	256.304	262.206	254.228	247.591
Fixtures (bank, office, and store), except wood.....		337215-G	12/83	321.023	322.941	365.123	361.806	363.348
Secondary products and miscellaneous receipts.....		337215-SM						
Other furniture related product mfg.....	3379		12/03	177.654	177.710	177.483	176.999	176.910

See footnotes at end of table.

Table 11. Producer price indexes for net output of selected industries and their products, not seasonally adjusted — Continued
[April 2024]

Title ¹	Industry code	Product code	Index base	Unadjusted index ²				
				Dec. 2023	Jan. 2024 ^P	Feb. 2024 ^P	Mar. 2024 ^P	Apr. 2024 ^P
Mattress mfg.....	33791		12/03	177.398	177.474	177.162	176.496	176.373
Mattress mfg.....	337910		06/83	248.554	248.662	248.224	247.291	247.119
Primary products.....		337910-P	06/83	246.458	246.566	246.124	245.170	244.996
Mattress and foundation sets.....		337910-E	12/03	137.195	137.385	137.385	137.290	137.290
Innerspring mattresses, excluding crib-size.....		337910-1	01/04	204.354	204.354	203.347	201.816	201.419
Other mattresses, including crib, foam, waterbed mattresses and mattress inserts.....		337910-4	06/83	249.750	249.750	249.750	249.155	249.155
Foundations, excl. innerspring units, hybrid-type flotation, ensembles, and adjustable units.....		337910-7	12/03	198.691	198.691	198.691	197.721	197.721
Secondary products and miscellaneous receipts.....		337910-SM						
Blind & shade mfg.....	33792		12/03	195.081	195.081	195.081	195.081	195.081
Blind and shade mfg.....	337920		06/84	296.157	296.157	296.157	296.157	296.157
Primary products.....		337920-P	06/84	311.775	311.775	311.775	311.775	311.775
Other blinds and shades, including curtain and drapery fixtures, poles and rods. . .		337920-8	06/84	229.468	229.468	229.468	229.468	229.468
Secondary products and miscellaneous receipts.....		337920-SM						
Miscellaneous mfg.....	339		12/03	145.850	147.088	147.609	148.217	148.517
Medical equipment & supplies mfg.....	3391		12/03	132.702	133.851	134.456	134.720	134.849
Medical equipment & supplies mfg.....	33911		12/03	132.704	133.853	134.458	134.722	134.851
Surgical and medical instrument mfg.....	339112		06/82	151.132	153.315	153.334	154.254	154.263
Primary products.....		339112-P	06/82	152.441	154.611	154.631	155.549	155.558
Surgical and medical instruments.....		339112-0	06/82	146.089	148.168	148.187	149.067	149.076
Surgical and orthopedic instruments.....		339112-01	06/12	114.560	114.839	114.839	117.256	117.278
Surgical and medical catheters.....		339112-05	06/82	115.398	118.834	118.815	120.188	120.188
Other surgical and medical apparatus and instruments, excluding parts.....		339112-06	06/12	104.393	107.524	107.573	107.068	107.068
Parts for surgical and medical apparatus and instruments.....		339112-09	06/12	113.926	115.738	115.738	114.607	114.607
Secondary products and miscellaneous receipts.....		339112-SM						
Secondary products.....		339112-S	10/82	124.888	127.262	127.262	127.852	127.852
Surgical appliance and supplies mfg.....	339113		06/83	239.104	239.605	240.553	240.328	240.895
Primary products.....		339113-P	06/83	244.694	245.231	246.264	246.012	246.645
Medical and surgical appliances and supplies, incl. orthopedic, prosthetic, and therapeutic.....		339113-2	06/83	231.457	231.427	232.490	231.603	231.460
Artificial joints and limbs.....		339113-21	06/83	330.993	—	—	—	—
Other orthopedic and prosthetic appliances.....		339113-22	12/03	100.028	99.981	99.988	99.885	99.749
Other medical and surgical appliances and supplies.....		339113-27	12/03	143.257	143.687	144.610	144.516	144.707
Hospital beds and specialized hospital furniture.....		339113-4	12/11	141.260	142.332	142.332	144.179	149.003
Personal industrial and nonindustrial safety equipment and clothing.....		339113-6	06/83	298.729	301.874	303.322	304.680	304.680
Secondary products and miscellaneous receipts.....		339113-SM						
Secondary products.....		339113-S	06/83	171.514	171.642	171.927	171.938	171.953
Dental equipment and supplies mfg.....	339114		06/85	472.810	476.871	478.650	478.434	478.777
Primary products.....		339114-P	06/85	451.244	455.343	456.633	456.424	457.079
Dental professional equipment and supplies.....		339114-1	06/97	207.236	209.574	210.359	210.273	210.354
Professional dental equipment.....		339114-11	06/85	333.495	337.000	337.531	337.477	337.514
Professional dental supplies.....		339114-12	06/85	300.377	304.235	306.709	306.426	306.716
Secondary products and miscellaneous receipts.....		339114-SM						
Miscellaneous receipts.....		339114-M	06/85	—	—	322.779	322.661	319.646
Ophthalmic goods mfg.....	339115		12/83	181.661	182.986	188.810	187.854	187.854
Primary products.....		339115-P	12/83	178.606	179.863	185.716	184.755	184.755
Secondary products and miscellaneous receipts.....		339115-SM						
Other miscellaneous mfg.....	3399		12/85	219.381	221.198	221.723	223.207	223.941
Jewelry & silverware mfg.....	33991		12/85	265.083	266.276	266.288	269.392	273.814
Jewelry and silverware mfg.....	339910		12/11	125.016	125.579	125.584	127.048	129.135
Primary products.....		339910-P	12/11	125.099	125.670	125.635	127.121	129.240
Jewelry, gold and platinum.....		339910-1	12/85	272.748	274.225	273.698	278.886	285.527
Costume jewelry and novelties.....		339910-4	12/03	166.118	167.182	167.182	167.182	167.182
All other jewelry and personal goods (excluding costume).....		339910-8	12/11	120.442	120.486	121.167	121.756	123.674
Secondary products and miscellaneous receipts.....		339910-SM						
Miscellaneous receipts.....		339910-M	12/11	131.274	131.412	134.482	134.902	135.398
Sporting & athletic goods mfg.....	33992		12/03	140.036	142.446	142.763	142.763	142.763
Sporting and athletic goods mfg.....	339920		12/85	171.489	174.441	174.830	174.830	174.830
Primary products.....		339920-P	12/85	167.369	170.306	170.681	170.681	170.681
Other sporting and athletic goods.....		339920-A	12/85	176.369	180.444	180.444	180.444	180.444
Golf equipment, excluding apparel and shoes.....		339920-4	12/85	83.059	84.452	84.452	84.452	84.452
Playground equipment.....		339920-5	06/92	452.373	466.270	466.270	466.270	466.270
Gymnasium and exercise equipment.....		339920-7	06/92	152.809	152.809	154.297	154.297	154.297

See footnotes at end of table.

Table 11. Producer price indexes for net output of selected industries and their products, not seasonally adjusted — Continued
 [April 2024]

Title ¹	Industry code	Product code	Index base	Unadjusted index ²				
				Dec. 2023	Jan. 2024 ^P	Feb. 2024 ^P	Mar. 2024 ^P	Apr. 2024 ^P
Sporting and athletic goods mfg - Continued								
Secondary products and miscellaneous receipts.....		339920-SM						
Secondary products.....		339920-S	12/85	257.150	261.847	261.847	261.847	261.847
Doll, toy & game mfg.....	339993		12/03	159.365	157.435	157.435	157.435	157.431
Doll, toy, and game mfg.....	3399930		06/85	192.459	190.071	190.071	190.071	190.066
Primary products.....		339930-P	06/85	189.401	188.817	188.817	188.817	188.811
Models (operating & static), craft kits/supply, natural science kits, & collectors' miniatures.....		339930-6	06/85	277.323	283.228	283.228	283.228	282.581
Other nonelectronic toys, including parts.....		339930-8	06/85	196.346	196.723	196.723	196.723	196.723
Secondary products and miscellaneous receipts.....		339930-SM						
Office supplies (exc paper) mfg.....	339994		12/85	193.314	193.612	193.583	194.150	195.447
Office supplies, except paper, mfg.....	3399940		12/11	132.278	132.481	132.462	132.850	133.738
Primary products.....		339940-P	12/11	128.021	128.148	128.140	128.542	129.462
Lead pencils, art goods, office supplies & small office equipment, excluding paper.....		339940-2	12/03	150.818	151.631	151.631	151.631	151.631
Marking devices.....		339940-3	12/85	190.282	190.282	190.671	190.671	191.375
Secondary products and miscellaneous receipts.....		339940-SM						
Miscellaneous receipts.....		339940-M	12/11	154.209	156.586	156.586	156.586	156.586
Secondary Products.....		339940-S	12/11	159.346	159.346	158.802	158.802	158.802
Sign mfg.....	339995		12/03	164.137	165.255	166.550	170.154	170.580
Sign mfg.....	3399950		12/85	238.566	240.190	242.074	247.311	247.930
Primary products.....		339950-P	12/85	237.615	239.424	241.009	246.701	247.375
Nonelectric signs and displays, including trade show exhibits.....		339950-4	12/85	284.834	288.776	292.232	296.139	297.607
Secondary products and miscellaneous receipts.....		339950-SM						
All other misc mfg.....	339999		12/03	163.896	165.329	165.420	165.523	165.728
Gasket, packing, and sealing device mfg.....	3399991		12/85	233.926	238.097	236.945	237.129	237.125
Primary products.....		339991-P	12/85	241.995	246.388	245.062	245.266	245.266
Molded packing and seals.....		339991-2	06/07	148.408	149.663	149.663	149.663	149.663
Nonmetallic gaskets and gasketing.....		339991-3	12/85	273.727	276.153	276.153	276.844	276.844
Metallic gaskets and machined seals.....		339991-7	12/85	288.531	289.428	289.428	289.428	289.428
Rotary oil seals.....		339991-9	12/90	187.276	193.757	193.757	193.757	193.757
Secondary products and miscellaneous receipts.....		339991-SM						
Miscellaneous receipts.....		339991-M	06/97	145.515	146.483	147.056	147.056	147.056
Musical instrument mfg.....	3399992		06/85	285.787	287.345	287.345	287.345	291.555
Primary products.....		339992-P	06/85	286.591	288.161	288.161	288.161	292.403
Nonelectronic pianos, organs, and nonelectronic pianos and organ parts, excluding benches.....		339992-A	12/09	167.248	167.248	167.248	167.248	167.248
Other musical instruments and parts.....		339992-7	06/85	273.159	274.868	274.868	274.868	279.484
Other electronic musical instruments, excluding electronic organs.....		339992-71	12/09	150.887	152.827	152.827	152.827	157.727
Other nonelectronic musical instruments.....		339992-72	06/99	157.070	157.070	157.070	157.070	157.872
Parts and accessories for other musical instruments, sold separately, excl. benches & cases.....		339992-73	06/85	223.796	223.796	223.796	223.796	223.796
Secondary products and miscellaneous receipts.....		339992-SM						
Miscellaneous receipts.....		339992-M	06/85	289.817	289.817	289.817	289.817	289.817
Fastener, button, needle, and pin mfg.....	3399993		12/85	252.829	252.829	252.829	252.829	252.829
Primary products.....		339993-P	12/85	259.012	259.012	259.012	259.012	259.012
Fasteners, zippers, buttons, needles, pins, and buckles (except precious metal) ...		339993-0	12/85	259.012	259.012	259.012	259.012	259.012
Secondary products and miscellaneous receipts.....		339993-SM						
Broom, brush, and mop mfg.....	3399994		12/85	216.314	217.510	217.888	217.909	218.071
Primary products.....		339994-P	12/85	218.494	219.693	220.084	220.084	220.252
Brooms, mops and dusters.....		339994-1	12/85	257.206	260.376	260.376	260.376	260.376
Brooms.....		339994-11	06/07	158.797	159.624	159.624	159.624	159.624
Mops and dusters, including refills.....		339994-13	06/07	139.660	142.316	142.316	142.316	142.316
Paint and varnish brushes, paint holders, pads, roller frames and rollers.....		339994-3	12/85	184.668	184.567	187.294	187.294	187.294
Paint and varnish brushes.....		339994-31	06/07	133.099	133.099	137.107	137.107	137.107
Paint holders, pads, roller frames and rollers.....		339994-32	06/07	113.480	113.363	113.487	113.487	113.487
Other types of brushes.....		339994-5	12/85	223.053	223.834	223.700	223.700	224.004
Personal brushes.....		339994-51	06/07	107.537	107.537	107.537	107.537	-
All other types of brushes, except personal.....		339994-52	06/07	171.741	172.724	172.556	172.556	172.556
Secondary and miscellaneous receipts.....		339994-SM						
Burial casket mfg.....	3399995		12/84	470.195	476.969	476.969	476.969	477.531
Primary products.....		339995-P	12/84	470.572	477.500	477.500	477.500	478.075
Metal burial caskets and coffins, completely lined and trimmed, adult sizes only. ...		339995-1	12/84	484.177	484.177	484.177	484.177	485.210
Secondary products and miscellaneous receipts.....		339995-SM						
All other miscellaneous mfg.....	3399999		12/85	210.146	211.286	211.998	212.171	212.171

See footnotes at end of table.

Table 11. Producer price indexes for net output of selected industries and their products, not seasonally adjusted — Continued
 [April 2024]

Title ¹	Industry code	Product code	Index base	Unadjusted index ²				
				Dec. 2023	Jan. 2024 ^P	Feb. 2024 ^P	Mar. 2024 ^P	Apr. 2024 ^P
All other miscellaneous mfg - Continued								
Primary products.....		339999-P	12/85	221.744	223.023	223.827	224.012	224.012
Mirror and picture frames and framed pictures.....		339999-E	06/84	253.914	253.914	262.001	262.001	262.001
All other miscellaneous fabricated products, incl. fire extinguishers and umbrellas.....		339999-L	12/85	268.293	269.213	269.249	269.566	269.566
Candles, including tapers.....		339999-5	12/85	206.959	210.737	210.737	210.737	210.737
Secondary products and miscellaneous receipts.....		339999-SM						
Secondary products.....		339999-S	12/85	174.678	174.837	174.837	175.066	175.066
Services industries								
Merchant wholesalers, durable goods.....	423		06/04	200.153	205.736	205.332	200.944	200.243
Motor vehicle and parts merchant wholesalers.....	4231		05/19	133.475	144.845	149.505	141.824	141.862
Motor vehicle and parts merchant wholesalers.....	42310		05/19	133.495	144.864	149.515	141.839	141.876
Motor vehicle and parts merchant wholesalers.....	423100		05/19	133.445	144.815	149.483	141.798	141.836
Primary services.....		423100-P	02/09	168.893	183.618	190.811	180.324	180.463
Motor vehicle and parts wholesaler services.....		423100-1	02/09	168.893	183.618	190.811	180.324	180.463
Other receipts.....		423100-SM	05/19	179.053	—	166.427	172.174	170.302
Furniture and home furnishing merchant wholesalers.....	4232		05/19	124.817	137.630	135.293	131.510	131.343
Furniture and home furnishing merchant wholesalers.....	42320		05/19	124.817	137.630	135.293	131.510	131.343
Furniture and home furnishing merchant wholesalers.....	423200		05/19	124.840	137.650	135.313	131.532	131.364
Primary services.....		423200-P	02/09	136.719	150.813	148.242	144.081	143.897
Furniture and home furnishing wholesaler services.....		423200-1	02/09	136.719	150.813	148.242	144.081	143.897
Lumber and other construction materials merchant wholesalers.....	4233		05/19	137.679	136.442	134.780	134.421	133.262
Lumber and other construction materials merchant wholesalers.....	42330		05/19	137.679	136.442	134.780	134.421	133.262
Lumber and other construction materials merchant wholesalers.....	423300		05/19	137.688	136.457	134.855	134.498	133.344
Primary services.....		423300-P	02/09	146.647	145.307	143.421	143.032	141.777
Lumber and other construction material wholesaler services.....		423300-1	02/09	146.647	145.307	143.421	143.032	141.777
Other receipts.....		423300-SM	05/19	140.473	140.473	146.904	146.904	146.904
Professional and commercial equipment and supplies merchant wholesalers.....	4234		05/19	121.983	126.544	124.403	121.067	120.926
Professional and commercial equipment and supplies merchant wholesalers.....	42340		05/19	121.983	126.544	124.403	121.067	120.926
Professional and commercial equipment and supplies merchant wholesalers.....	423400		05/19	122.253	126.823	124.680	121.344	121.203
Primary services.....		423400-P	02/09	148.263	153.846	151.110	146.662	146.464
Professional and commercial equipment and supplies wholesaler services.....		423400-1	02/09	148.263	153.846	151.110	146.662	146.464
Other receipts.....		423400-SM	05/19	—	120.842	119.483	118.312	118.312
Metal and mineral (except petroleum) merchant wholesalers.....	4235		05/19	165.226	176.775	148.987	149.878	144.301
Metal and mineral (except petroleum) merchant wholesalers.....	42350		05/19	165.226	176.775	148.987	149.878	144.301
Metal and mineral (except petroleum) merchant wholesalers.....	423500		05/19	165.271	176.855	148.995	149.933	144.346
Primary services.....		423500-P	02/09	239.134	256.388	215.082	217.173	208.940
Metals and minerals wholesaler services.....		423500-1	02/09	239.134	256.388	215.082	217.173	208.940
Household appliances and electrical and electronic goods merchant wholesalers.....	4236		05/19	156.640	153.885	155.483	154.943	158.274
Household appliances and electrical and electronic goods merchant wholesalers.....	42360		05/19	156.640	153.885	155.483	154.943	158.274
Household appliances and electrical and electronic goods merchant wholesalers.....	423600		05/19	156.638	153.878	155.479	154.925	158.261
Primary services.....		423600-P	02/09	169.354	165.797	167.860	165.524	169.824
Household appliances, electrical, and electronics wholesaler services.....		423600-1	02/09	169.354	165.797	167.860	165.524	169.824
Hardware, plumbing and heating equipment and supplies merchant wholesalers.....	4237		05/19	126.885	125.494	123.623	121.400	120.336
Hardware, plumbing and heating equipment and supplies merchant wholesalers.....	42370		05/19	126.885	125.494	123.623	121.400	120.336
Hardware, plumbing, and heating equipment and supplies merchant wholesalers.....	423700		05/19	126.152	124.778	122.919	120.709	119.651
Primary services.....		423700-P	02/09	145.570	143.831	141.682	139.128	137.901
Hardware, plumbing, and heating equipment and supplies wholesaler services.....		423700-1	02/09	145.570	143.831	141.682	139.128	137.901
Machinery, equipment, and supplies merchant wholesalers.....	4238		05/19	134.983	133.621	137.320	135.692	131.148
Machinery, equipment, and supplies merchant wholesalers.....	42380		05/19	134.983	133.621	137.320	135.692	131.148
Machinery and supply merchant wholesalers.....	423800		05/19	135.344	133.986	137.691	136.068	131.464
Primary services.....		423800-P	02/09	211.197	209.218	214.932	212.610	203.855
Machinery and supply wholesaler services.....		423800-1	02/09	211.197	209.218	214.932	212.610	203.855
Other receipts.....		423800-SM	05/19	118.027	116.461	119.876	117.882	118.178
Miscellaneous durable goods merchant wholesalers (except materials recyclers).....	4239		05/19	133.958	133.862	137.504	136.972	139.977
Miscellaneous durable goods merchant wholesalers (except materials recyclers).....	42390		05/19	133.958	133.862	137.504	136.972	139.977
Miscellaneous durable goods, except recyclable material, merchant wholesalers.....	423900		05/19	133.683	133.614	137.242	136.713	139.705
Primary services.....		423900-P	02/09	111.993	111.734	114.819	114.366	116.922

See footnotes at end of table.

Table 11. Producer price indexes for net output of selected industries and their products, not seasonally adjusted — Continued
 [April 2024]

Title ¹	Industry code	Product code	Index base	Unadjusted index ²				
				Dec. 2023	Jan. 2024 ^P	Feb. 2024 ^P	Mar. 2024 ^P	Apr. 2024 ^P
Miscellaneous durable goods, except recyclable material, merchant wholesalers - Continued								
Miscellaneous durable goods wholesaler services.....		423900-1	02/09	111.993	111.734	114.819	114.366	116.922
Merchant wholesalers, nondurable goods.....	424		06/05	210.418	209.283	209.240	208.370	207.089
Paper and paper product merchant wholesalers.....	4241		01/21	163.967	164.236	160.341	156.770	157.580
Paper and paper product merchant wholesalers.....	42410		01/21	163.967	164.236	160.341	156.770	157.580
Paper and paper product merchant wholesalers.....	424100		01/21	163.808	164.078	160.172	156.591	157.403
Primary services.....		424100-P	02/09	210.251	210.605	205.489	200.798	201.862
Paper wholesaler services.....		424100-1	02/09	210.251	210.605	205.489	200.798	201.862
Wholesaling of paper and paper products.....		424100-11	02/09	206.259	206.994	201.247	199.502	199.914
Wholesaling of all other goods, except paper and paper products.....		424100-12	01/21	188.636	186.420	186.580	163.752	168.828
Drugs and druggists' sundries merchant wholesalers.....	4242		01/21	111.828	117.897	114.915	110.174	110.614
Drugs and druggists' sundries merchant wholesalers.....	42420		01/21	111.828	117.897	114.915	110.174	110.614
Drugs and druggists' sundries merchant wholesalers.....	424200		01/21	111.828	117.897	114.915	110.174	110.614
Primary products.....		424200-P	02/09	164.176	173.087	168.707	161.747	162.393
Wholesaling of pharmaceuticals.....		424200-1	02/09	156.725	176.078	166.910	163.834	163.427
Wholesaling of all other goods, except pharmaceuticals.....		424200-2	01/21	107.465	104.193	105.513	97.962	99.245
Apparel and piece goods merchant wholesalers.....	4243		01/21	99.917	99.011	95.110	102.549	97.432
Apparel and piece goods merchant wholesalers.....	42430		01/21	99.917	99.011	95.110	102.549	97.432
Apparel and piece goods merchant wholesalers.....	424300		01/21	99.917	99.011	95.109	102.549	97.431
Primary services.....		424300-P	02/09	123.512	122.380	117.542	126.753	120.416
Apparel wholesaler services.....		424300-1	02/09	123.512	122.380	117.542	126.753	120.416
Wholesaling of apparel.....		424300-11	02/09	136.551	129.242	124.179	133.482	124.545
Grocery and related product merchant wholesalers.....	4244		01/21	126.743	128.673	131.064	131.888	132.732
Grocery and related product merchant wholesalers.....	42440		01/21	126.743	128.673	131.064	131.888	132.732
Grocery and related product merchant wholesalers.....	424400		01/21	126.746	128.676	131.069	131.892	132.736
Primary services.....		424400-P	02/09	137.978	140.093	142.712	143.609	144.529
Grocery and related product wholesaler services.....		424400-1	02/09	137.978	140.093	142.712	143.609	144.529
Wholesaling of fresh meat, seafood, dairy, and fruits and vegetables.....		424400-11	06/13	133.090	132.061	131.210	132.911	132.100
Wholesaling of packaged frozen and canned foods.....		424400-12	06/13	178.687	174.897	183.851	183.453	181.365
Wholesaling of baked goods, non-alcoholic beverages, and all other groceries.....		424400-13	06/13	147.039	151.723	153.933	156.062	161.033
Wholesaling of all other goods, except groceries.....		424400-14	01/21	204.286	227.036	231.489	228.604	228.115
Farm product raw material merchant wholesalers.....	424500		01/21	93.585	92.803	92.204	90.602	90.602
Primary services.....		424500-P	01/21	92.398	91.577	90.949	89.268	89.268
Farm product raw material wholesaler services.....		424500-1	01/21	92.398	91.577	90.949	89.268	89.268
Wholesaling of grain and field beans.....		424500-11	01/21	79.361	80.167	75.538	71.896	-
Wholesaling of all other goods.....		424500-13	12/22	100.429	97.004	103.171	105.026	105.026
Chemicals and allied products merchant wholesalers.....	4246		01/21	123.477	121.613	123.742	123.786	122.311
Chemicals and allied products merchant wholesalers.....	42460		01/21	123.477	121.613	123.742	123.786	122.311
Chemicals and allied products merchant wholesalers.....	424600		01/21	123.486	121.620	123.745	123.788	122.311
Primary services.....		424600-P	02/09	142.360	140.150	142.476	142.501	140.753
Wholesaling of chemicals, plastics, and allied products.....		424600-1	02/09	143.134	141.763	143.329	143.057	141.072
Wholesaling of all other goods, except chemicals, plastics, and allied products.....		424600-2	01/21	130.913	125.242	130.688	131.978	131.341
Petroleum and petroleum products merchant wholesalers.....	4247		01/21	138.650	132.911	133.360	134.008	130.302
Petroleum and petroleum products merchant wholesalers.....	42470		01/21	138.650	132.911	133.360	134.008	130.302
Petroleum and petroleum products merchant wholesalers.....	424700		01/21	138.645	132.912	133.359	134.007	130.303
Primary services.....		424700-P	02/09	169.127	162.053	162.625	163.422	158.866
Wholesaling of petroleum products.....		424700-1	02/09	170.095	162.362	163.331	164.167	159.478
Wholesaling of all other goods, except petroleum products.....		424700-2	01/21	111.806	124.491	113.832	113.377	113.377
Beer, wine, and distilled alcoholic beverage merchant wholesalers.....	4248		01/21	123.436	122.897	124.012	128.868	129.031
Beer, wine, and distilled alcoholic beverage merchant wholesalers.....	42480		01/21	123.436	122.897	124.012	128.868	129.031
Beer, wine, and distilled alcoholic beverage merchant wholesalers.....	424800		01/21	123.436	122.897	124.012	128.868	129.031
Primary services.....		424800-P	02/09	155.880	155.199	156.608	162.742	162.943
Alcoholic beverage wholesaler services.....		424800-1	02/09	155.880	155.199	156.608	162.742	162.943
Wholesaling of beer, wine, and distilled alcoholic beverages.....		424800-11	02/09	156.383	155.626	157.136	163.390	163.538
Wholesaling of all other goods, except alcoholic beverages.....		424800-12	01/21	109.007	110.737	108.853	110.150	111.915
Miscellaneous nondurable goods merchant wholesalers.....	4249		01/21	165.461	154.560	155.986	154.459	154.954
Miscellaneous nondurable goods merchant wholesalers.....	42490		01/21	165.461	154.560	155.986	154.459	154.954
Miscellaneous nondurable goods merchant wholesalers.....	424900		01/21	165.462	154.561	155.988	154.461	154.955
Primary services.....		424900-P	02/09	237.948	222.088	224.164	221.942	222.661

See footnotes at end of table.

Table 11. Producer price indexes for net output of selected industries and their products, not seasonally adjusted — Continued
 [April 2024]

Title ¹	Industry code	Product code	Index base	Unadjusted index ²				
				Dec. 2023	Jan. 2024 ^P	Feb. 2024 ^P	Mar. 2024 ^P	Apr. 2024 ^P
Miscellaneous nondurable goods merchant wholesalers - Continued								
Miscellaneous nondurable good wholesaler services.....		424900-1	02/09	237.948	222.088	224.164	221.942	222.661
Material recyclers.....	429930		12/86	433.450	436.521	433.143	414.770	418.784
Primary products.....		429930-P	12/86	440.494	442.755	439.555	416.960	421.052
Ferrous metal scrap.....		429930-1	12/86	533.738	542.155	526.319	476.802	481.412
Carbon steel scrap.....		429930-11	12/86	561.807	572.654	555.829	496.180	497.468
Heavy melting scrap.....		429930-111	12/86	568.732	—	—	—	—
Carbon steel scrap bundles.....		429930-112	12/86	608.437	586.922	553.216	482.838	493.352
Shredded carbon steel scrap.....		429930-113	12/86	379.012	391.994	382.480	340.109	340.109
Cut plate and structural scrap.....		429930-114	12/86	585.047	572.015	562.617	498.252	498.252
Stainless and alloy steel scrap.....		429930-12	12/86	594.319	584.574	570.086	620.032	673.136
Cast iron scrap.....		429930-13	12/86	—	—	—	252.760	262.274
Nonferrous metal scrap.....		429930-2	12/86	488.331	479.565	477.460	499.162	523.729
Copper base scrap.....		429930-21	12/86	629.477	624.218	637.922	669.691	717.978
No 1 copper wire, heavy.....		429930-211	12/86	486.752	483.295	489.294	520.970	564.693
No 2 copper wire, mixed.....		429930-212	12/86	802.978	792.537	808.226	857.451	927.542
Yellow brass scrap.....		429930-213	12/86	677.690	672.306	705.546	707.084	—
Used beverage can scrap.....		429930-223	12/86	171.324	177.653	188.542	202.164	218.941
Other nonferrous scrap (including lead, zinc and precious metals).....		429930-23	12/86	2,174.174	2,045.208	1,840.544	2,086.691	2,157.397
Recyclable paper.....		429930-3	12/86	145.840	157.402	177.205	195.708	194.207
News and other low grade recyclable paper.....		429930-31	12/86	103.912	118.266	138.961	154.168	154.168
Corrugated recyclable paper.....		429930-33	12/86	101.867	107.995	119.125	130.646	128.968
High grade recyclable paper (including pulp substitutes and deinking).....		429930-34	12/86	165.960	184.740	216.067	242.422	243.004
Recyclable materials, excluding metals and paper.....		429930-4	12/86	195.243	147.994	147.165	147.165	147.165
Recyclable plastics.....		429930-42	06/96	88.937	88.044	84.915	—	—
Other receipts.....		429930-SM1						
Motor vehicle and parts dealers.....	441		12/03	171.214	161.210	159.774	161.139	164.490
Automobile dealers.....	4411		12/03	156.564	144.674	142.997	143.171	147.563
New car dealers.....	44111		12/99	172.813	159.687	157.836	158.027	162.876
New car dealers.....	441110		12/99	169.339	155.381	153.400	153.078	158.448
Primary services.....		441110-P	12/99	156.286	141.080	138.898	137.520	143.786
Vehicle sales.....		441110-1	12/99	107.466	92.186	89.844	88.292	94.155
New vehicle sales.....		441110-101	12/99	146.519	123.667	118.509	114.400	123.655
Used vehicle sales.....		441110-102	12/99	85.821	81.114	86.539	92.690	92.690
Service labor and parts.....		441110-2	12/99	252.303	254.342	255.457	256.563	258.117
Other receipts.....		441110-SM	12/99	274.510	267.314	266.451	273.108	273.108
Recreational vehicle dealers.....	44121		06/01	152.888	146.826	160.674	167.473	166.698
Recreational vehicle dealers.....	441210		06/01	152.888	146.826	160.674	167.473	166.698
Primary services.....		441210-P	06/01	152.862	144.904	159.471	167.241	166.421
Recreational vehicle dealer services.....		441210-1	06/01	152.862	144.904	159.471	167.241	166.421
Boat dealers.....	441222		06/01	185.436	167.838	162.766	178.578	179.135
Primary services.....		441222-P	06/01	180.775	161.667	156.160	173.328	173.933
Boat dealer services.....		441222-1	06/01	180.775	161.667	156.160	173.328	173.933
Automotive parts, accessories and tire retailers.....	4413		12/01	246.857	246.066	243.000	245.000	245.380
Automotive parts and accessories retailers.....	44133		12/03	273.281	272.677	270.124	273.416	273.845
Automotive parts and accessories retailers.....	441330		12/03	273.281	272.677	270.124	273.416	273.846
Primary services.....		441330-P	12/03	273.285	272.681	270.128	273.420	273.850
Automotive parts and accessories store services, in-store retailing.....		441330-A	12/03	273.285	272.681	270.128	273.420	273.850
Tire dealers.....	44134		12/03	178.717	177.788	174.467	174.505	174.770
Tire dealers.....	441340		12/03	178.717	177.788	174.467	174.505	174.770
Primary services.....		441340-P	12/03	178.886	177.956	174.632	174.669	174.935
Tire dealer services, in-store retailing.....		441340-A	12/03	178.886	177.956	174.632	174.669	174.935
Building material & garden supply retailers.....	444		12/03	203.545	203.294	207.335	209.040	211.118
Building material and supplies dealers.....	4441		12/03	206.408	205.732	211.497	212.780	215.890
Building material and supplies dealers.....	44410		12/03	206.411	205.735	211.501	212.783	215.894
Building materials and supplies dealers.....	444100		05/19	137.402	136.952	140.790	141.644	143.715
Primary services.....		444100-P	05/19	137.211	136.761	140.594	141.447	143.515
Building materials and supplies dealer services, in-store retailing.....		444100-A	05/19	128.314	127.750	126.906	126.878	129.474
Retailing of building materials, paint, and hardware.....		444100-A1	05/19	126.605	125.413	124.784	124.236	127.938
Retailing of all other goods.....		444100-A2	05/19	134.672	136.457	134.813	136.728	135.183
Lawn and garden equip and supplies retailers.....	4442		12/03	190.432	192.056	188.464	192.035	189.545
Nursery, garden, and farm supply retailers.....	44424		12/03	190.433	192.057	188.465	192.036	189.546

See footnotes at end of table.

Table 11. Producer price indexes for net output of selected industries and their products, not seasonally adjusted — Continued
 [April 2024]

Title ¹	Industry code	Product code	Index base	Unadjusted index ²				
				Dec. 2023	Jan. 2024 ^P	Feb. 2024 ^P	Mar. 2024 ^P	Apr. 2024 ^P
Nursery, garden, and farm supply retailers.....	444240		12/02	203.895	205.633	201.787	205.611	202.945
Primary services.....		444240-P	12/02	203.984	205.723	201.875	205.701	203.033
Nursery, garden center, and farm supply store services, in-store retailing.....		444240-A	12/02	203.984	205.723	201.875	205.701	203.033
Food and beverage retailers.....	445		12/99	263.270	269.490	266.614	270.808	269.545
Grocery retailers.....	4451		12/03	226.073	232.509	229.911	233.766	232.535
Grocery (except convenience) retailers.....	44511		12/03	226.073	232.509	229.911	233.766	232.535
Supermarkets and other grocery stores.....	445110		12/99	269.781	277.462	274.361	278.962	277.493
Primary services.....		445110-P	12/99	269.640	277.316	274.218	278.816	277.347
Supermarket and other grocery store services.....		445110-3	12/99	267.085	274.688	271.619	276.174	274.719
Retailing of food and beverage products.....		445110-32	01/17	139.725	143.947	142.338	145.051	143.870
Retailing of fresh meats.....		445110-321	12/99	356.823	374.990	364.709	359.621	375.677
Retailing of fresh fruits and vegetables.....		445110-322	12/99	237.808	250.641	249.110	251.012	249.210
Retailing of bakery products.....		445110-323	12/99	237.744	240.863	237.097	230.464	230.894
Retailing of dairy products.....		445110-324	12/99	209.092	211.303	207.044	221.866	206.548
Retailing of deli products.....		445110-325	12/99	177.953	180.426	179.599	177.331	172.610
Retailing of frozen food products.....		445110-326	12/99	151.443	147.330	148.759	149.208	147.793
Retailing of alcoholic beverages.....		445110-327	01/17	146.045	148.516	150.071	155.352	155.017
Retailing of all other food and beverage products.....		445110-328	12/99	289.138	299.628	296.063	306.917	303.113
Retailing of nonfood products.....		445110-33	01/17	138.790	141.498	139.920	140.610	141.988
Retailing of cleaning and paper products.....		445110-331	01/17	146.433	156.436	157.307	154.738	150.645
Retailing of health and beauty products.....		445110-332	12/99	269.960	272.789	275.411	282.889	289.555
Retailing of all other nonfood products.....		445110-333	01/17	139.113	140.363	134.819	133.557	134.975
Specialty food retailers.....	4452		12/03	269.715	268.994	269.321	272.945	272.035
Specialty food retailers.....	445200		12/03	269.711	268.991	269.318	272.941	272.031
Primary services.....		445200-P	12/03	270.089	269.365	269.694	273.338	272.423
Specialty food retailer services, in-store retailing.....		445200-A	12/03	270.089	269.365	269.694	273.338	272.423
Beer, wine, and liquor retailers.....	4453		06/00	147.977	147.693	145.671	146.820	146.812
Beer, wine, and liquor retailers.....	44532		06/00	147.976	147.693	145.671	146.819	146.812
Beer, wine, and liquor retailers.....	445320		06/00	147.976	147.693	145.671	146.819	146.812
Primary services.....		445320-P	06/00	148.030	147.746	145.723	146.872	146.865
Beer, wine, and liquor retailer services, in-store retailing.....		445320-A	06/00	148.030	147.746	145.723	146.872	146.865
Retailing of beer, wine, and liquor.....		445320-A1	06/14	111.584	110.984	108.926	109.939	109.932
Retailing of all other goods and sales of prepared foods.....		445320-A2	06/14	171.809	174.732	176.862	176.962	176.962
Furniture, home furnishings, electronics, and appliance retailers.....	449		12/22	102.365	103.121	105.824	104.069	104.046
Furniture and Home Furnishings Retailers.....	4491		12/22	102.943	101.989	105.782	103.153	103.918
Furniture retailers.....	44911		12/03	191.485	186.987	194.778	189.529	191.450
Furniture retailers.....	449110		06/03	194.085	189.526	197.448	192.095	194.067
Primary services.....		449110-P	06/03	197.052	192.423	200.649	194.991	197.164
Furniture retailer services, in-store retailing.....		449110-A	06/03	197.052	192.423	200.649	194.991	197.164
Other receipts.....		449110-SM	12/22	99.510	97.173	98.723	99.047	97.713
Floor covering retailers.....	44912		12/03	217.018	223.862	229.343	225.126	225.000
Floor covering retailers.....	449121		06/03	220.209	227.153	232.715	228.436	228.308
Primary services.....		449121-P	06/03	220.209	227.153	232.715	228.436	228.308
Floor covering retailer services, in-store retailing.....		449121-A	06/03	220.209	227.153	232.715	228.436	228.308
Electronics and appliance retailers.....	4492		12/03	84.036	87.317	87.869	87.769	86.527
Electronics and appliance retailers.....	44921		12/03	84.075	87.357	87.909	87.809	86.567
Electronics and appliance retailers.....	449210		12/11	94.220	97.898	98.517	98.405	97.012
Primary products.....		449210-P	12/11	94.140	97.815	98.433	98.321	96.930
Electronics and appliance retailers services, in-store retailing.....		449210-A	12/11	99.221	101.762	102.881	102.744	100.559
Retailing of entertainment and communication products.....		449210-A1	12/11	92.549	93.700	94.337	94.003	93.702
Retailing of computers, hardware, software, and supplies.....		449210-A2	06/03	52.505	53.412	54.770	54.786	52.445
Retailing of major household appliances.....		449210-A3	05/19	120.556	121.158	120.156	120.197	111.735
Retailing of all other goods.....		449210-A4	12/11	101.150	108.512	107.680	107.698	105.937
Electronic and appliance retailers services, online retailing.....		449210-B	12/22	92.603	98.661	98.412	98.337	98.289
General merchandise retailers.....	455		12/03	150.634	153.249	155.478	158.614	159.018
Department stores.....	4551		12/03	152.544	172.250	171.684	169.972	163.865
Department stores.....	45511		12/03	152.544	172.250	171.684	169.972	163.865
Department stores.....	455110		12/17	129.238	145.933	145.453	144.002	138.829
Primary services.....		455110-P	12/17	130.926	147.839	147.354	145.884	140.642
Department store services, in-store retailing.....		455110-A	12/17	130.281	140.572	141.168	139.289	138.571
Department store services, online retailing.....		455110-B	12/22	107.877	133.355	131.050	130.574	118.316

See footnotes at end of table.

Table 11. Producer price indexes for net output of selected industries and their products, not seasonally adjusted — Continued
 [April 2024]

Title ¹	Industry code	Product code	Index base	Unadjusted index ²				
				Dec. 2023	Jan. 2024 ^P	Feb. 2024 ^P	Mar. 2024 ^P	Apr. 2024 ^P
Other general merchandise retailers.....	4552		12/03	148.271	148.067	150.720	154.603	156.062
Other general merchandise retailers.....	45521		12/03	148.307	148.103	150.757	154.641	156.100
Warehouse clubs, supercenters, and other general merchandise retailers.....	455210		12/03	148.330	148.126	150.780	154.663	156.122
Primary services.....		455210-P	12/03	146.628	146.425	149.058	152.911	154.359
Warehouse clubs, supercenters, and other general merch. retailer services, in-store retailing.....		455210-A	12/03	152.338	151.936	157.162	157.161	160.035
Warehouse clubs and supercenters.....		455210-A1	12/03	142.511	142.055	147.490	147.491	150.503
All other general merchandise stores.....		455210-A2	12/03	159.409	159.685	160.373	160.347	160.519
Health and personal care retailers.....	456		12/03	145.906	143.311	144.656	143.658	144.902
Health and personal care retailers.....	4561		12/03	145.983	143.386	144.732	143.733	144.978
Pharmacies and drug retailers.....	45611		06/00	170.430	165.196	166.616	165.439	166.957
Pharmacies and drug retailers.....	456110		06/00	170.429	165.196	166.616	165.438	166.957
Primary services.....		456110-P	06/00	170.277	165.048	166.467	165.291	166.808
Pharmacy and drug retailer services, in-store retailing.....		456110-A	06/00	165.470	158.037	160.319	158.427	160.867
Retailing of prescription drugs.....		456110-A1	06/00	183.118	171.778	174.989	172.124	175.902
Retailing of over-the-counter drugs and all other goods.....		456110-A2	06/00	185.506	185.132	185.938	185.788	185.770
Retailing of over-the-counter drugs.....		456110-A21	06/00	164.973	164.808	157.665	158.820	158.779
Retailing of all other goods.....		456110-A22	06/00	189.768	189.317	193.418	192.728	192.721
Optical goods retailers.....	45613		12/03	112.427	128.876	130.823	131.328	131.328
Optical goods retailers.....	456130		06/00	115.359	131.730	133.668	134.171	134.171
Primary services.....		456130-P	06/00	112.812	131.387	133.586	134.156	134.156
Optical goods retailer services, in-store retailing.....		456130-A	06/00	112.812	131.387	133.586	134.156	134.156
Food (health) supplement retailers.....	456191		12/99	248.481	245.419	248.894	243.500	246.866
Primary services.....		456191-P	12/99	248.532	245.470	248.945	243.550	246.917
Food (health) supplement store services, in-store retailing.....		456191-A	12/99	248.532	245.470	248.945	243.550	246.917
Gasoline Stations and Fuel Dealers.....	457		12/22	94.453	87.574	88.975	88.563	83.053
Gasoline stations.....	4571		06/01	178.599	163.376	168.058	165.764	154.116
Gasoline stations.....	45710		06/01	178.599	163.376	168.058	165.764	154.116
Gasoline stations.....	457100		05/19	158.769	145.224	149.397	147.357	136.993
Primary products.....		457100-P	05/19	161.357	147.226	151.783	149.722	138.900
Gasoline station services.....		457100-1	05/19	161.357	147.226	151.783	149.722	138.900
Retailing of automotive fuels and lubricants.....		457100-11	05/19	185.275	168.228	169.024	172.561	148.808
Retailing of all other goods, sales of prepared foods, and repair services.....		457100-12	12/12	139.481	128.545	139.391	128.417	136.700
Fuel dealers.....	4572		06/00	296.515	297.615	282.302	297.317	291.242
Fuel dealers.....	45721		06/00	296.515	297.615	282.302	297.317	291.242
Fuel dealers.....	457210		06/00	296.506	297.606	282.294	297.308	291.234
Primary services.....		457210-P	06/00	309.129	310.276	293.931	309.793	303.353
Fuel Dealer Services.....		457210-1	06/00	309.129	310.276	293.931	309.793	303.353
Clothing and clothing accessories retailers.....	458		12/03	157.032	144.090	159.227	161.371	159.602
Clothing retailers.....	4581		12/03	154.217	137.752	147.874	152.932	149.999
Clothing retailers.....	45811		12/03	154.217	137.752	147.874	152.932	149.999
Clothing and clothing accessories retailers.....	458110		05/15	124.446	111.159	119.327	123.409	121.042
Primary services.....		458110-P	05/15	124.446	111.159	119.327	123.409	121.042
Clothing and clothing accessories retailer services, in-store retailing.....		458110-A	05/15	123.745	109.873	114.619	119.463	118.301
Retailing of apparel.....		458110-A1	05/15	126.204	109.021	117.869	122.340	120.609
Retailing of men's apparel.....		458110-A11	05/15	123.140	115.594	125.456	129.087	127.500
Retailing of women's apparel.....		458110-A12	05/15	123.676	107.512	114.107	118.719	116.883
Retailing of children's apparel.....		458110-A13	05/15	149.973	106.910	125.270	130.947	129.386
Retailing of all other goods.....		458110-A2	05/15	118.123	112.722	106.899	112.736	113.038
Shoe retailers.....	4582		12/03	131.213	123.879	161.242	153.393	154.752
Shoe retailers.....	45821		12/03	131.213	123.879	161.242	153.393	154.752
Shoe retailers.....	458210		06/02	133.859	126.377	164.494	156.487	157.873
Primary services.....		458210-P	06/02	133.859	126.377	164.494	156.487	157.873
Shoe retailer services, in-store retailing.....		458210-A	06/02	133.859	126.377	164.494	156.487	157.873
Jewelry retailers.....	4583		12/03	197.020	193.423	198.789	201.085	200.660
Jewelry retailers.....	45831		12/03	200.514	196.853	202.314	204.651	204.219
Jewelry retailers.....	458310		06/00	217.839	213.862	219.795	222.334	221.864
Primary services.....		458310-P	06/00	218.233	214.249	220.193	222.736	222.265
Jewelry retailer services, in-store retailing.....		458310-A	06/00	224.813	219.823	227.266	230.451	229.862

See footnotes at end of table.

Table 11. Producer price indexes for net output of selected industries and their products, not seasonally adjusted — Continued
 [April 2024]

Title ¹	Industry code	Product code	Index base	Unadjusted index ²				
				Dec. 2023	Jan. 2024 ^P	Feb. 2024 ^P	Mar. 2024 ^P	Apr. 2024 ^P
Sporting goods and hobby retailers.....	4591		12/03	121.872	122.859	123.930	125.959	125.132
Sporting goods retailers.....	45911		12/03	152.555	154.049	156.148	159.407	156.227
Sporting goods retailers.....	459110		06/00	159.163	160.721	162.911	166.310	162.993
Primary services.....		459110-P	06/00	160.225	161.827	164.077	167.571	164.162
Sporting goods store services, in-store retailing.....		459110-A	06/00	158.403	154.447	157.455	162.122	157.568
Retailing of sporting goods.....		459110-A1	12/13	127.267	130.191	131.567	132.699	127.968
Hobby, toy, and game retailers.....	45912		12/03	82.099	82.397	82.038	82.385	84.874
Hobby, toy, and game retailers.....	459120		06/00	83.145	83.447	83.084	83.434	85.955
Primary services.....		459120-P	06/00	83.087	83.390	83.026	83.377	85.896
Hobby, toy, and game store services, in-store retailing.....		459120-A	06/00	83.420	83.315	83.315	83.315	83.363
Retailing of hobby and craft goods, toys, and games (including video games) ..		459120-A1	12/13	85.734	85.593	85.593	85.593	85.677
Retailing of all other goods.....		459120-A2	12/13	69.348	69.304	69.304	69.304	69.298
Book retailers and news dealers.....	4592		12/03	134.491	138.568	135.346	135.722	135.722
Book retailers and news dealers.....	45921		12/03	148.223	152.717	149.166	149.580	149.580
Book retailers and news dealers.....	459210		06/00	184.328	189.917	185.501	186.015	186.015
Primary services.....		459210-P	06/00	184.210	189.805	185.384	185.899	185.899
Book retailer and news dealer services, in-store retailing.....		459210-A	06/00	187.087	194.648	188.673	189.369	189.369
Retailing of books.....		459210-A1	06/14	132.450	139.987	134.128	134.810	134.810
Retailing of all other goods.....		459210-A2	06/14	110.124	109.860	109.860	109.860	109.860
Office supplies, stationery, and gift retailers.....	4594		12/03	160.043	160.706	159.247	159.751	160.826
Office supplies, stationery, and gift retailers.....	45940		12/03	160.043	160.706	159.247	159.751	160.826
Office supplies, stationery, and gift retailers.....	459400		05/19	109.597	110.051	109.051	109.396	110.133
Primary services.....		459400-P	05/19	109.597	110.051	109.051	109.396	110.133
Office supplies, stationery, and gift retailer services, in-store retailing.....		459400-A	05/19	122.416	123.151	121.533	122.092	123.284
Air transportation.....	481		12/92	265.988	263.162	266.433	276.033	271.554
Scheduled air transportation.....	4811		12/89	325.704	321.711	326.233	339.206	332.866
Scheduled air transportation.....	48111		12/89	325.704	321.711	326.233	339.206	332.866
Scheduled passenger air transportation.....	481111		12/89	331.704	327.971	332.767	346.788	339.924
Primary services.....		481111-P	12/89	362.225	358.149	363.386	378.697	371.201
Domestic.....		481111-1	12/89	389.812	383.754	401.075	408.297	398.027
Domestic first class, including business.....		481111-101	12/99	202.337	185.022	210.318	205.622	196.530
Domestic coach.....		481111-102	12/99	221.928	219.905	228.125	233.087	227.618
International.....		481111-2	12/89	259.878	260.013	242.375	270.307	268.964
International first class, including business.....		481111-201	09/18	105.736	114.813	117.738	117.717	107.358
International coach.....		481111-202	12/89	263.314	260.943	240.264	271.731	273.097
Scheduled freight air transportation.....	481112		12/03	177.145	170.339	170.240	165.947	168.161
Primary services.....		481112-P	12/87	164.387	158.536	154.670	155.783	157.705
Scheduled freight air transportation services.....		481112-1	12/87	172.431	165.954	161.499	163.053	165.158
Domestic scheduled freight air transportation services.....		481112-101	12/14	117.377	117.067	115.427	115.787	112.906
International scheduled freight air transportation services.....		481112-102	12/14	71.072	66.371	63.845	64.831	67.837
Scheduled mail air transportation services.....		481112-2	12/87	134.233	134.153	136.539	132.091	132.424
Nonscheduled air transportation.....	4812		12/96	209.377	210.213	209.822	210.360	211.758
Nonscheduled air transportation.....	48121		12/96	209.377	210.213	209.822	210.360	211.758
Nonscheduled air passenger chartering.....	481211		06/92	214.579	215.720	215.203	215.828	217.828
Primary services.....		481211-P	12/00	173.071	174.098	173.633	174.195	175.780
Domestic nonscheduled air passenger services.....		481211-1	06/08	124.607	125.514	125.103	125.599	126.833
International nonscheduled air passenger services.....		481211-2	06/08	117.828	117.828	117.828	117.828	118.521
Nonscheduled air freight chartering.....	481212		06/08	150.110	150.192	150.118	150.373	150.373
Primary services.....		481212-P	06/08	147.670	147.625	147.550	147.810	147.810
Domestic nonscheduled air freight services.....		481212-1	06/08	197.406	197.533	197.533	197.533	197.533
International nonscheduled air freight services.....		481212-2	06/08	111.115	110.890	110.730	111.282	111.282
Rail transportation.....	482		12/96	234.455	236.926	233.769	233.432	235.537
Rail transportation.....	4821		12/96	234.455	236.926	233.769	233.432	235.537
Rail transportation.....	48211		12/96	234.455	236.926	233.769	233.432	235.537
Line-haul railroads.....	482111		12/84	261.520	264.276	260.755	260.378	262.727
Primary services.....		482111-P	12/84	261.520	264.276	260.755	260.378	262.727
Freight rail transportation.....		482111-4	05/15	130.822	132.239	130.428	130.234	131.442
Carload freight rail transportation.....		482111-411	12/96	238.682	241.883	240.676	240.386	242.977
Intermodal freight rail transportation.....		482111-412	12/96	215.239	215.303	204.582	204.030	204.587
Passenger rail transportation.....		482111-5	12/96	181.801	181.801	181.801	181.801	181.801
Coach service class.....		482111-506	06/05	164.929	164.929	164.929	164.929	164.929

See footnotes at end of table.

Table 11. Producer price indexes for net output of selected industries and their products, not seasonally adjusted — Continued
 [April 2024]

Title ¹	Industry code	Product code	Index base	Unadjusted index ²				
				Dec. 2023	Jan. 2024 ^P	Feb. 2024 ^P	Mar. 2024 ^P	Apr. 2024 ^P
Line-haul railroads - Continued								
All other service classes.....		482111-507	06/05	157.022	157.022	157.022	157.022	157.022
Water transportation.....	483		12/03	196.716	199.944	203.908	205.409	205.482
Deep sea freight transportation.....	483111		06/88	408.436	421.283	424.017	427.526	425.628
Primary services.....		483111-P	06/88	417.254	430.378	433.172	436.756	434.817
Deep sea freight transportation services.....		483111-5	06/88	417.254	430.378	433.172	436.756	434.817
Coastal and Great Lakes freight transport.....	483113		12/03	226.082	228.059	235.781	237.566	238.264
Primary services.....		483113-P	12/03	220.076	221.461	229.207	231.029	231.730
Coastal and intercoastal freight transportation.....		483113-1	12/03	199.570	199.322	208.787	210.965	210.947
Great Lakes - St. Lawrence Seaway freight transportation.....		483113-2	12/91	232.731	230.593	229.934	233.927	240.322
Coastal and intercoastal towing transportation.....		483113-3	12/03	268.607	278.835	283.735	282.459	282.459
Inland water transportation.....	4832		12/03	216.112	215.568	218.260	219.051	220.405
Inland water transportation.....	48321		12/03	216.117	215.572	218.264	219.056	220.410
Inland water freight transportation.....	483211		12/90	274.163	273.473	276.887	277.892	279.609
Primary services.....		483211-P	12/90	279.854	279.103	282.664	283.711	285.499
Inland water freight transportation services.....		483211-3	12/90	279.854	279.103	282.664	283.711	285.499
Truck transportation.....	484		12/03	183.079	184.244	184.781	182.911	183.936
General freight trucking.....	4841		12/03	191.045	192.913	193.552	190.752	192.114
General freight trucking, local.....	48411		12/03	175.138	175.484	177.172	178.617	180.825
General freight trucking, local.....	484110		12/03	175.164	175.510	177.198	178.643	180.851
Primary services.....		484110-P	06/93	177.347	177.356	178.361	180.536	182.541
General freight trucking services, local.....		484110-1	06/93	177.347	177.356	178.361	180.536	182.541
General freight trucking, local, truckload.....		484110-15	06/09	113.560	113.217	113.841	113.036	114.578
General freight trucking, local, less than truckload.....		484110-16	06/09	158.430	159.346	160.296	167.968	169.085
General freight trucking, long-distance.....	48412		12/03	194.611	196.941	197.251	193.174	194.271
General freight trucking, long-distance TL.....	484121		12/03	177.712	178.885	178.668	173.058	174.022
Primary services.....		484121-P	06/92	176.596	171.944	175.606	173.560	174.598
General freight trucking, long-distance, truckload.....		484121-2	06/92	176.596	171.944	175.606	173.560	174.598
General freight trucking, long-distance LTL.....	484122		12/03	236.187	242.245	244.230	245.484	246.943
Primary services.....		484122-P	06/92	398.210	408.425	411.772	413.884	416.344
General freight trucking, long-distance less than truckload.....		484122-1	06/92	398.210	408.425	411.772	413.884	416.344
Specialized freight trucking.....	4842		12/03	167.292	166.656	166.890	167.424	167.573
Used household and office goods moving.....	48421		12/03	164.732	164.551	165.480	165.488	167.868
Used household and office goods moving.....	484210		12/03	164.695	164.514	165.442	165.450	167.830
Primary services.....		484210-P	12/03	167.814	167.630	168.575	168.583	171.008
Used household and office goods moving, except local.....		484210-2	06/92	263.669	261.059	263.287	263.306	269.016
Residential moving services, except local.....		484210-21	09/15	143.097	141.494	142.895	142.777	145.694
Commercial and other goods moving services, except local.....		484210-22	09/15	115.619	115.422	115.422	116.082	119.514
Used household and office goods moving, local.....		484210-4	12/03	139.769	142.081	142.081	142.081	142.081
Residential moving services, local.....		484210-41	09/15	120.592	122.438	122.438	122.438	122.438
Commercial and other goods moving services, local.....		484210-42	09/15	116.889	119.602	119.602	119.602	119.602
Specialized freight (except used) trucking, local.....	48422		12/03	178.619	180.063	180.063	181.094	181.268
Specialized freight (except used goods) trucking, local.....	484220		12/03	178.629	180.074	180.074	181.105	181.279
Primary services.....		484220-P	06/93	218.431	220.629	220.629	222.198	222.198
Specialized freight (except used goods) trucking, local.....		484220-6	06/93	218.431	220.629	220.629	222.198	222.198
Local hazardous materials trucking (except waste).....		484220-601	06/13	131.839	131.839	131.839	131.839	131.839
Local agricultural products trucking without storage.....		484220-602	06/13	103.674	103.674	103.674	103.674	103.674
Dump trucking.....		484220-603	06/13	148.190	149.748	149.748	149.748	149.748
Local specialized trucking without storage.....		484220-604	06/13	123.652	126.479	126.479	126.479	126.479
Specialized freight (except used) trucking, long-distance.....	48423		12/03	157.011	154.192	154.396	154.640	153.943
Specialized freight (except used goods) trucking, long-distance.....	484230		12/03	157.018	154.199	154.402	154.647	153.949
Primary services.....		484230-P	06/01	153.525	150.417	150.728	151.060	150.259
Specialized freight (except used goods) trucking, long-distance.....		484230-6	06/01	153.525	150.417	150.728	151.060	150.259
Agricultural products trucking, long-distance.....		484230-602	06/13	153.820	151.114	150.575	150.479	151.559
All other specialized trucking, long-distance.....		484230-603	06/13	119.475	117.003	117.356	117.670	116.802
Pipeline Transportation.....	486		05/22	109.638	109.732	109.011	109.011	110.628
Pipeline transportation of crude oil.....	4861		12/03	295.867	297.820	298.141	298.141	298.141
Pipeline transportation of crude oil.....	48611		12/03	295.867	297.820	298.141	298.141	298.141
Pipeline transportation of crude oil.....	486110		06/86	327.895	330.060	330.415	330.415	330.415
Primary services.....		486110-P	06/86	327.562	329.853	330.229	330.229	330.229

See footnotes at end of table.

Table 11. Producer price indexes for net output of selected industries and their products, not seasonally adjusted — Continued
 [April 2024]

Title ¹	Industry code	Product code	Index base	Unadjusted index ²				
				Dec. 2023	Jan. 2024 ^P	Feb. 2024 ^P	Mar. 2024 ^P	Apr. 2024 ^P
Pipeline transportation of crude oil - Continued								
Pipeline transportation of crude oil.....		486110-3	06/86	317.836	320.059	320.423	320.423	320.423
Trans-Alaskan Pipeline System transportation.....		486110-311	06/86	130.782	129.976	129.976	129.976	129.976
Pipeline transportation of crude petroleum, except on the Trans-Alaskan Pipeline System.....		486110-312	06/86	428.313	431.668	432.190	432.190	432.190
Pipeline transportation of natural gas.....	4862		05/22	101.850	101.698	100.415	100.415	103.113
Pipeline transportation of natural gas.....	48621		05/22	101.850	101.698	100.415	100.415	103.113
Pipeline transportation of natural gas.....	486210		05/22	101.850	101.698	100.415	100.415	103.113
Primary services.....		486210-P	05/22	101.850	101.698	100.415	100.415	103.113
Pipeline transportation of natural gas services.....		486210-1	05/22	101.850	101.698	100.415	100.415	103.113
Other pipeline transportation.....	4869		12/03	228.829	229.010	229.211	229.211	229.211
Pipeline transportation of refined petroleum products.....	48691		12/03	228.829	229.010	229.211	229.211	229.211
Refined petroleum product pipeline transport.....	486910		06/86	261.873	262.082	262.312	262.312	262.312
Primary services.....		486910-P	06/86	262.306	262.515	262.745	262.745	262.745
Pipeline transportation of refined petroleum products.....		486910-1	06/86	266.050	266.262	266.495	266.495	266.495
Transportation support activities.....	488		12/03	144.251	143.871	145.037	144.146	145.442
Air transportation support activities.....	4881		12/96	213.349	215.387	216.452	219.219	219.235
Airport operations.....	48811		12/03	160.624	161.489	161.549	165.123	165.143
Other airport operations.....	488119		12/03	160.650	161.515	161.575	165.150	165.169
Primary services.....		488119-P	06/92	222.460	223.657	223.741	228.691	228.718
Aeronautical services.....		488119-5	06/14	124.604	125.858	126.058	125.932	125.880
Landing fees.....		488119-501	06/14	113.252	113.797	114.970	114.964	113.839
Terminal rental.....		488119-502	06/14	136.283	139.565	139.102	138.810	139.585
Other aeronautical services.....		488119-503	06/14	120.981	119.493	119.493	119.493	119.493
Non-aeronautical services.....		488119-6	06/14	130.121	130.150	130.022	136.254	136.346
Airport parking.....		488119-601	06/14	139.860	143.707	143.707	145.992	146.226
Lease space for rental cars.....		488119-602	06/14	130.971	127.891	130.933	149.124	149.124
Lease space for concessions.....		488119-603	06/92	184.662	177.601	170.360	186.491	186.491
Other non-aeronautical services.....		488119-604	06/14	118.762	118.178	118.178	118.178	118.178
Other air transportation support activities.....	48819		12/03	181.172	184.065	186.253	186.019	186.019
Other support activities for air transport.....	488190		12/03	181.167	184.060	186.247	186.013	186.013
Primary services.....		488190-P	06/92	233.129	236.964	239.704	239.390	239.390
Other air transportation support activities.....		488190-5	06/07	161.842	164.504	166.406	166.189	166.189
Water transportation support activities.....	4883		12/03	165.164	166.358	167.426	168.943	169.030
Port and harbor operations.....	48831		12/03	188.584	191.238	194.883	196.938	196.938
Port and harbor operations.....	488310		12/03	188.607	191.261	194.907	196.962	196.962
Primary services.....		488310-P	12/03	191.829	194.870	199.047	201.402	201.402
Port and harbor services.....		488310-1	12/03	191.829	194.870	199.047	201.402	201.402
Marine cargo handling.....	48832		12/03	155.683	156.068	156.760	158.667	158.831
Marine cargo handling.....	488320		12/91	175.361	175.795	176.574	178.722	178.907
Primary services.....		488320-P	12/91	171.055	171.481	172.245	174.351	174.533
Movement of containers.....		488320-8	12/98	153.627	153.828	154.617	156.759	156.944
Other marine cargo handling.....		488320-9	12/98	159.895	161.708	161.619	161.631	161.631
Navigational services to shipping.....	48833		12/03	174.836	176.611	176.473	176.839	176.839
Navigational services to shipping.....	488330		12/92	229.371	231.700	231.519	231.999	231.999
Primary services.....		488330-P	12/92	235.051	237.610	237.410	237.938	237.938
Navigational services to shipping and salvage.....		488330-1	12/92	235.051	237.610	237.410	237.938	237.938
Freight transportation arrangement.....	4885		12/96	118.265	116.528	117.805	114.834	116.950
Freight transportation arrangement.....	48851		12/96	118.265	116.528	117.805	114.834	116.950
Freight transportation arrangement.....	488510		12/94	120.680	118.908	120.212	117.181	119.342
Primary services.....		488510-P	12/94	120.721	118.813	120.067	116.797	118.568
Freight forwarding.....		488510-1	12/94	107.602	107.118	104.590	104.612	104.610
Arrangement of freight and cargo n.e.c.....		488510-2	12/94	132.779	129.478	134.460	127.962	131.471
U.S. Postal Service.....	491		06/89	292.039	292.039	301.288	301.288	301.288
U.S. Postal Service.....	4911		06/89	292.039	292.039	301.288	301.288	301.288
U.S. Postal Service.....	49111		06/89	292.039	292.039	301.288	301.288	301.288
U.S. Postal Service.....	491110		06/89	292.039	292.039	301.288	301.288	301.288
Primary services.....		491110-P	06/89	292.039	292.039	301.288	301.288	301.288
Mailing services (market dominant services).....		491110-7	12/12	147.490	147.490	151.216	151.216	151.216
First class mail.....		491110-71	06/89	261.519	261.519	267.701	267.701	267.701

See footnotes at end of table.

Table 11. Producer price indexes for net output of selected industries and their products, not seasonally adjusted — Continued
 [April 2024]

Title ¹	Industry code	Product code	Index base	Unadjusted index ²				
				Dec. 2023	Jan. 2024 ^P	Feb. 2024 ^P	Mar. 2024 ^P	Apr. 2024 ^P
U.S. Postal Service - Continued								
Retail letters.....		491110-711	12/12	146.346	146.346	150.753	150.753	150.753
Commercial letters.....		491110-712	12/12	141.369	141.369	143.953	143.953	143.953
Retail and commercial flats.....		491110-713	12/12	144.053	144.053	146.580	146.580	146.580
Other first class mail and fees.....		491110-714	12/12	162.808	162.808	168.572	168.572	168.572
Periodicals mail.....		491110-72	06/89	357.340	357.340	363.276	363.276	363.276
Outside county.....		491110-721	06/89	365.275	365.275	371.048	371.048	371.048
Other periodicals mail and fees.....		491110-722	12/12	139.998	139.998	144.691	144.691	144.691
Standard class mail.....		491110-73	06/89	338.571	338.571	348.606	348.606	348.606
High density and saturation flats and parcels.....		491110-731	12/12	127.501	127.501	130.687	130.687	130.687
Carrier route basic mail.....		491110-732	12/12	148.454	148.454	154.587	154.587	154.587
Bulk letters.....		491110-733	12/12	144.324	144.324	146.019	146.019	146.019
Bulk flats.....		491110-734	12/12	158.621	158.621	163.862	163.862	163.862
Other standard mail and fees.....		491110-735	12/12	198.808	198.808	221.013	221.013	221.013
Package services mail.....		491110-74	06/89	330.910	330.910	336.790	336.790	336.790
Special services and fees.....		491110-75	06/89	353.467	353.467	360.852	360.852	360.852
Shipping services (competitive services).....		491110-8	12/12	170.603	170.603	178.782	178.782	178.782
Domestic priority mail.....		491110-81	06/89	405.137	405.137	420.980	420.980	420.980
Other shipping services and shipping special services & fees.....		491110-82	12/12	192.075	192.075	202.521	202.521	202.521
Couriers and messengers.....	492		12/03	306.398	323.099	324.012	323.882	323.487
Couriers and express delivery services.....	4921		12/03	317.457	335.736	336.735	336.594	336.161
Couriers and express delivery services.....	49211		12/03	317.474	335.754	336.753	336.612	336.179
Couriers and express delivery services.....	492110		12/03	317.431	335.708	336.707	336.565	336.133
Primary services.....		492110-P	12/03	318.546	336.889	337.894	337.752	337.317
Standard courier services.....		492110-1	12/92	469.094	496.574	496.574	497.399	496.987
Expedited courier services.....		492110-2	12/87	478.104	504.784	508.974	506.890	505.824
Domestic expedited courier services.....		492110-201	12/98	436.381	463.238	467.066	465.164	464.182
International expedited courier services.....		492110-202	12/98	372.427	388.428	391.685	390.061	389.248
Local messengers and local delivery.....	4922		12/03	165.956	165.956	165.956	165.956	165.956
Local messengers and local delivery.....	49221		12/03	165.616	165.616	165.616	165.616	165.616
Local messengers and local delivery.....	492210		12/03	165.587	165.587	165.587	165.587	165.587
Primary services.....		492210-P	12/92	213.628	213.628	213.628	213.628	213.628
Local messengers and local delivery services.....		492210-1	12/92	213.628	213.628	213.628	213.628	213.628
Warehousing and storage.....	493		12/06	144.112	144.981	148.907	150.861	153.696
Warehousing and storage.....	4931		12/06	144.063	144.932	148.857	150.810	153.644
General warehousing and storage.....	49311		12/03	149.019	150.254	154.972	157.718	160.807
General warehousing and storage.....	493110		12/03	149.108	150.344	155.065	157.813	160.904
Primary services.....		493110-P	06/93	163.285	164.638	169.808	172.817	176.201
General warehousing and storage services.....		493110-1	06/93	163.285	164.638	169.808	172.817	176.201
Refrigerated warehousing and storage.....	49312		12/03	151.428	150.878	152.465	151.368	154.024
Refrigerated warehousing and storage.....	493120		12/91	166.413	165.808	167.552	166.347	169.265
Primary services.....		493120-P	12/91	166.701	166.096	167.843	166.635	169.558
Warehousing and storage of refrigerated goods.....		493120-2	12/91	166.891	166.285	168.034	166.825	169.752
Farm product warehousing and storage.....	49313		12/03	147.093	147.065	147.022	146.968	146.956
Farm product warehousing and storage.....	493130		12/92	171.024	170.991	170.942	170.878	170.865
Primary services.....		493130-P	12/92	169.790	169.790	169.790	169.790	169.790
Farm product warehousing and storage services.....		493130-1	12/92	169.790	169.790	169.790	169.790	169.790
Publishing industries.....	513		12/22	105.695	105.509	105.799	106.423	106.531
Newspaper, book, and directory publishers.....	5131		12/22	102.847	103.781	104.944	105.548	105.729
Newspaper publishers.....	51311		12/22	100.697	100.581	100.985	101.022	101.194
Newspaper publishers.....	513110		12/22	100.697	100.581	100.985	101.022	101.194
Primary services.....		513110-P	12/22	100.697	100.581	100.985	101.022	101.194
Newspaper publishing.....		513110-1	12/22	100.697	100.581	100.985	101.022	101.194
Newspaper publishing from print publishers.....		513110-11	12/79	607.263	606.562	608.996	609.222	610.262
Newspaper advertising sales.....		513110-111	09/15	85.869	85.518	85.681	85.768	86.226
Newspaper advertising sales, print only.....		513110-1111	09/15	82.717	82.304	82.496	82.598	83.136
Newspaper advertising sales, digital only and print and digital bundled.....		513110-1112	09/15	104.357	104.357	104.357	104.357	104.357
Newspaper subscription and single copy sales.....		513110-112	09/15	185.639	185.656	186.565	186.584	186.618
Newspaper subscriptions, print only.....		513110-1121	09/15	184.092	184.092	184.092	184.092	184.092
Newspaper subscriptions, online only and print and online bundled.....		513110-1122	09/15	201.398	201.612	213.515	213.762	214.204
Periodical publishers.....	51312		12/22	98.827	99.342	100.782	102.748	102.905

See footnotes at end of table.

Table 11. Producer price indexes for net output of selected industries and their products, not seasonally adjusted — Continued
 [April 2024]

Title ¹	Industry code	Product code	Index base	Unadjusted index ²				
				Dec. 2023	Jan. 2024 ^P	Feb. 2024 ^P	Mar. 2024 ^P	Apr. 2024 ^P
Periodical publishers.....	513120		12/22	98.871	99.383	100.811	102.757	102.914
Primary services.....		513120-P	12/22	103.192	103.459	103.662	103.662	103.816
Periodical publishing.....		513120-1	12/22	103.192	103.459	103.662	103.662	103.816
Periodical publishing from print publishers.....		513120-11	12/79	463.284	464.482	465.394	465.394	466.088
Periodicals, advertising sales.....		513120-111	12/14	109.846	110.343	110.540	110.540	110.788
Periodicals, subscriptions and single copy sales.....		513120-112	12/14	104.178	104.178	104.407	104.407	104.458
Specialized business and professional periodicals, subscriptions and single copy sales.....		513120-1121	12/79	580.511	580.511	587.633	587.633	587.633
General and consumer periodicals, subscriptions and single copy sales.....		513120-1122	12/06	100.339	100.339	100.339	100.339	100.399
Book publishers.....	51313		12/22	106.726	108.716	109.839	109.975	110.212
Book publishers.....	513130		12/22	106.675	108.651	109.765	109.900	110.135
Primary services.....		513130-P	12/22	107.510	109.733	110.986	111.139	111.403
Book publishing from print publishers.....		513130-1	12/80	565.967	577.670	584.267	585.068	586.461
Print book publishing.....		513130-101	09/15	137.087	139.922	141.520	141.714	142.051
General adult and juvenile book publishing.....		513130-1011	06/09	112.862	114.380	113.197	111.855	112.461
General adult book publishing.....		513130-10111	06/09	115.807	118.540	115.082	114.648	115.276
Juvenile book publishing.....		513130-10112	06/09	102.897	103.122	104.255	102.101	102.649
Textbook publishing, including teachers' editions and workbooks.....		513130-1012	12/80	942.896	949.002	954.812	947.948	953.653
College textbook publishing.....		513130-10121	12/80	895.535	918.927	941.187	914.890	936.746
Elementary and high school textbook publishing.....		513130-10122	12/02	218.500	218.500	218.500	218.500	218.500
Technical, scientific, and professional book publishing.....		513130-1013	12/80	929.525	974.703	1,007.917	1,028.742	1,031.923
General reference book publishing.....		513130-1014	12/80	245.348	246.191	247.256	246.814	246.131
Religious book publishing.....		513130-1015	12/80	260.315	255.351	265.908	264.895	256.015
Directory and mailing list publishers.....	51314		12/22	106.053	107.719	110.668	111.302	111.482
Directory and mailing list publishers.....	513140		12/22	106.045	107.714	110.669	111.305	111.485
Primary services.....		513140-P	12/22	105.858	107.593	110.689	111.356	111.544
Directory and mailing list publishing.....		513140-1	12/22	105.858	107.593	110.689	111.356	111.544
Directory and mailing list publishing from print publishers.....		513140-11	12/03	131.989	135.837	136.021	138.495	137.690
Directory and mailing list publishing from print - ad sales incl. phone directory listings.....		513140-111	09/84	293.938	294.069	294.083	294.083	294.083
Directory and mailing list publishing from print - subscription, content, and licensing sales.....		513140-112	01/08	156.073	163.600	163.958	168.827	167.243
Directory and mailing list publishing from Internet publishers.....		513140-12	12/22	105.361	106.688	110.642	110.915	111.350
Other publishers.....	51319		12/22	101.845	102.120	102.061	102.075	102.075
Greeting card publishers.....	513191		12/22	100.185	100.206	100.204	100.204	100.204
Primary services.....		513191-P	12/22	100.082	100.098	100.098	100.098	100.098
Greeting card publishing.....		513191-1	12/22	100.082	100.098	100.098	100.098	100.098
Greeting card publishing from print publishers.....		513191-101	12/85	242.722	242.763	242.763	242.763	242.763
All other publishers.....	513199		12/22	107.058	108.129	107.895	107.950	107.950
Primary services.....		513199-P	12/22	106.462	107.156	106.877	106.942	106.942
All other publishing including yearbooks, art prints, patterns, and trading cards.....		513199-1	12/22	106.462	107.156	106.877	106.942	106.942
All other publishing including yearbooks, art prints, patterns, and trading cards, from print.....		513199-11	12/03	133.343	134.211	133.862	133.944	133.944
Software publishers.....	5132		12/03	98.723	97.797	97.475	98.066	98.115
Software publishers.....	51321		12/03	98.723	97.797	97.475	98.066	98.115
Software publishers.....	513210		12/97	93.323	92.448	92.145	92.703	92.749
Primary services.....		513210-P	12/97	96.718	95.727	95.382	96.016	96.056
Software publishing, except games.....		513210-5	06/06	104.190	103.013	102.923	103.926	103.765
System & application software publishing, excluding maintenance, tech support & games.....		513210-505	05/22	104.097	102.081	102.294	102.875	102.454
System software publishing.....		513210-50501	05/22	108.970	104.017	104.454	105.379	105.064
Application software publishing.....		513210-50502	12/97	107.509	109.031	108.979	109.179	108.584
Desktop and portable device application software publishing.....		513210-505021	06/06	102.028	104.293	106.323	106.640	105.968
Other application software publishing.....		513210-505022	06/06	121.020	122.128	120.532	120.662	120.072
Software maintenance, technical support, and other services related to software publishing.....		513210-506	12/97	173.568	185.301	180.214	188.760	192.736
Game software publishing.....		513210-7	12/13	104.791	104.986	101.364	98.342	100.753
Other receipts.....		513210-SM	12/97	64.558	64.551	64.552	64.549	64.633
Broadcasting, except Internet.....	516		12/03	123.839	116.438	117.064	114.409	116.197
Radio and television broadcasting.....	5161		06/01	100.353	96.505	102.369	98.943	98.684
Radio broadcasting.....	51611		12/03	101.262	87.654	91.643	92.447	90.801
Radio broadcasting stations.....	516110		06/88	182.918	158.330	165.538	166.991	164.017
Primary services.....		516110-P	06/88	183.606	158.466	165.831	167.314	164.272
Radio station services.....		516110-1	06/88	194.605	167.959	175.765	177.337	174.113
Radio station advertising sales.....		516110-101	06/88	187.828	157.270	166.223	168.025	164.327
Radio station advertising sales, local.....		516110-10101	12/95	136.796	116.082	120.523	126.332	124.076

See footnotes at end of table.

Table 11. Producer price indexes for net output of selected industries and their products, not seasonally adjusted — Continued
 [April 2024]

Title ¹	Industry code	Product code	Index base	Unadjusted index ²				
				Dec. 2023	Jan. 2024 ^P	Feb. 2024 ^P	Mar. 2024 ^P	Apr. 2024 ^P
Radio broadcasting stations - Continued								
Radio station advertising sales, national and regional.....		516110-10102	12/95	136.059	110.374	121.647	112.599	108.913
Other radio station services.....		516110-102	12/03	141.978	141.978	141.978	141.978	141.978
Other receipts.....		516110-SM	12/03	135.144	135.769	135.769	135.839	135.961
Television broadcasting.....	51612		12/03	92.975	92.343	98.455	93.917	94.100
Television broadcasting stations.....	516120		06/01	93.673	93.036	99.198	94.623	94.807
Primary services.....		516120-P	06/01	75.701	75.190	79.894	76.402	76.541
Television station advertising sales.....		516120-3	06/08	74.928	74.064	82.018	76.113	76.348
Other television station broadcasting services.....		516120-4	06/08	117.939	117.939	117.939	117.939	117.939
Other receipts.....		516120-SM	06/01	185.235	186.750	186.744	186.741	186.828
Cable and other subscription programming.....	5162		12/03	141.352	131.569	128.982	126.734	129.829
Cable and other subscription programming.....	51621		12/03	143.786	133.835	131.203	128.917	132.064
Media streaming dist svcs, social networks, and other media networks and content providers.....	516210		12/03	141.463	131.672	129.083	126.834	129.931
Primary services.....		516210-P	12/03	147.319	137.123	134.427	132.084	135.309
Cable networks.....		516210-1	12/03	138.450	131.936	125.490	122.040	125.861
Cable network advertising services.....		516210-11	06/93	168.266	158.802	149.858	145.071	150.373
Cable network programming services.....		516210-12	06/93	292.717	297.950	297.950	297.950	297.950
Radio network and national syndication services.....		516210-3	12/95	121.840	84.095	94.978	94.936	99.095
Telecommunications.....	517		12/03	108.465	109.149	109.661	109.517	110.599
Wired and wireless telecommunications carriers.....	5173		12/17	111.130	111.836	112.366	112.217	113.334
Wired and wireless telecommunications carriers.....	51731		12/17	111.130	111.836	112.366	112.217	113.334
Wired telecommunications carriers.....	517311		12/03	136.783	138.241	139.584	139.282	141.578
Primary products.....		517311-P	12/03	136.595	138.052	139.393	139.091	141.384
Local telephone service, except private lines.....		517311-1	12/03	152.125	151.629	151.988	152.538	152.431
Residence local telephone service.....		517311-111	12/03	169.366	169.359	169.631	169.656	169.645
Business and other local telephone service.....		517311-112	12/03	129.961	128.629	129.150	130.597	130.324
Public switched toll service.....		517311-2	12/03	136.648	136.484	135.849	135.291	136.740
Residence switched toll service.....		517311-21	12/03	211.061	212.139	210.918	210.645	214.569
Business switched toll and other toll service.....		517311-22	12/03	65.454	64.974	64.742	64.297	64.482
Private line telephone service.....		517311-3	12/03	103.053	103.176	105.633	105.389	105.276
All-distance telephone service.....		517311-4	12/11	145.893	147.769	148.033	148.655	148.523
Residential all-distance telephone service.....		517311-401	12/11	152.686	157.896	159.371	159.625	159.802
Business all-distance telephone service.....		517311-402	12/11	140.022	139.032	138.255	139.193	138.795
Video programming distribution.....		517311-5	12/03	184.844	187.777	194.089	193.234	195.769
Video programming subscriber services.....		517311-501	06/93	265.405	269.947	275.748	274.437	278.323
Advertising services.....		517311-502	06/93	115.613	115.321	140.295	140.295	140.295
Internet access services.....		517311-6	06/04	59.829	60.332	60.655	60.658	60.912
Residential Internet access services.....		517311-601	12/11	88.740	89.640	90.015	90.038	90.462
Business Internet access services.....		517311-602	12/11	96.846	97.236	98.043	97.996	98.278
Bundled access services.....		517311-7	12/11	128.450	130.531	130.988	130.608	134.659
Other wired telecommunications services.....		517311-9	12/03	105.075	105.075	104.856	104.816	104.940
Wireless telecommunications carriers.....	517312		06/99	44.512	44.511	44.391	44.389	44.393
Primary services.....		517312-P	06/99	43.993	43.992	43.873	43.871	43.876
Wireless telecommunications services.....		517312-1	06/99	43.993	43.992	43.873	43.871	43.876
Data processing and related services.....	5182		12/03	115.312	115.674	115.787	115.527	116.040
Data processing and related services.....	51821		12/03	115.312	115.674	115.787	115.527	116.040
Data processing, hosting and related services.....	518210		12/00	119.029	119.403	119.519	119.251	119.780
Primary services.....		518210-P	12/00	112.704	113.127	113.259	112.955	113.555
Business process management services.....		518210-1	12/00	104.834	104.834	104.834	104.834	104.834
Data management, information transformation, and related services.....		518210-4	12/00	105.641	105.686	105.686	105.686	105.686
Hosting, ASP, and other IT infrastructure provisioning services.....		518210-5	12/06	114.998	115.742	115.978	115.433	116.511
Other receipts.....		518210-SM	12/00	138.116	138.116	138.116	138.116	138.116
Depository credit intermediation.....	5221		12/03	137.941	142.415	143.802	143.857	146.108
Commercial banking.....	52211		12/03	141.329	146.101	147.677	147.766	150.023
Commercial banking.....	522110		12/03	141.329	146.101	147.677	147.766	150.023
Primary services.....		522110-P	12/03	141.329	146.101	147.677	147.766	150.023
Loan services.....		522110-1	12/03	218.754	228.889	231.202	228.992	234.871
Residential real estate loans, except home equity.....		522110-101	12/03	97.827	96.713	105.903	110.890	114.412
Nonresidential real estate loans.....		522110-102	12/03	501.990	538.868	542.963	528.411	543.799
Home equity loans.....		522110-103	12/03	242.404	248.378	233.708	223.809	233.464
Commercial, industrial, and agricultural loans, except real estate.....		522110-105	12/03	220.910	231.305	229.825	228.966	232.302
New and used auto and truck loans.....		522110-106	12/03	74.166	78.568	83.771	82.243	87.772

See footnotes at end of table.

Table 11. Producer price indexes for net output of selected industries and their products, not seasonally adjusted — Continued
 [April 2024]

Title ¹	Industry code	Product code	Index base	Unadjusted index ²				
				Dec. 2023	Jan. 2024 ^P	Feb. 2024 ^P	Mar. 2024 ^P	Apr. 2024 ^P
Commercial banking - Continued								
Credit cards, overdraft credit, and related plans.....		522110-107	12/03	189.543	196.497	197.112	191.875	194.184
Other loan services.....		522110-108	12/03	110.567	112.931	113.664	113.341	115.125
Deposit services.....		522110-2	12/03	74.254	75.051	75.944	77.799	77.769
Demand deposits.....		522110-201	12/11	119.396	122.928	122.978	125.733	124.971
Time and other deposits.....		522110-202	12/11	149.337	147.998	151.608	155.635	156.510
Trust services.....		522110-3	12/03	97.362	97.393	100.095	100.113	100.113
Other banking services.....		522110-4	12/03	102.349	102.349	102.349	102.349	95.118
Savings institutions.....	52218		12/03	108.039	108.610	107.269	106.787	109.316
Savings institutions and other depository credit intermediation.....	522180		12/03	108.040	108.611	107.270	106.788	109.317
Primary services.....		522180-P	12/03	108.214	108.785	107.443	106.959	109.493
Loan services.....		522180-1	12/03	127.988	130.255	128.338	123.671	128.275
Residential real estate loans, except home equity.....		522180-101	12/03	85.617	90.305	86.958	82.915	83.960
Nonresidential real estate loans.....		522180-102	12/03	227.382	232.589	230.842	219.083	223.950
Home equity loans.....		522180-103	12/03	335.613	343.211	346.281	327.506	335.251
Commercial, industrial, and agricultural loans, except real estate.....		522180-105	12/03	324.362	314.474	309.947	297.850	309.445
New and used auto and truck loans.....		522180-106	12/03	112.311	114.613	115.484	117.212	123.657
Credit cards, overdraft credit, and related plans.....		522180-109	12/11	155.843	160.843	156.735	155.052	166.833
Other loan services.....		522180-111	12/03	96.811	99.443	98.115	95.165	100.570
Deposit services.....		522180-2	12/03	87.529	84.838	84.315	91.933	90.987
Demand deposits.....		522180-201	12/11	128.611	126.213	130.613	138.700	137.214
Time and other deposits.....		522180-202	12/11	105.094	101.363	99.067	109.217	108.112
Trusts and other banking services.....		522180-3	12/03	195.693	197.548	197.548	197.548	197.548
Security, commodity contracts and like activity.....	523		12/03	262.623	271.078	271.635	277.121	281.672
Securities and commodity contracts intermediation and brokerage.....	5231		06/00	221.572	222.243	222.518	229.850	228.218
Investment banking and securities intermediation.....	52315		12/22	117.015	117.370	117.515	121.387	120.525
Investment banking and securities intermediation.....	523150		12/22	117.015	117.370	117.515	121.387	120.525
Primary services.....		523150-P	12/22	117.015	117.370	117.515	121.387	120.525
Securities brokerage.....		523150-1	12/03	134.450	135.351	135.419	136.872	136.894
Brokerage services.....		523150-101	06/00	55.738	56.221	56.221	56.419	56.419
Brokerage services, equities and ETFs.....		523150-1011	06/00	48.097	49.001	49.001	49.434	49.434
Brokerage services, all other securities.....		523150-1012	06/00	74.534	74.688	74.688	74.688	74.688
Other securities related services including margin lending and mutual fund sales.....		523150-102	06/00	202.258	203.444	203.590	206.402	206.451
Investment banking and securities dealing.....		523150-2	12/03	475.145	475.400	476.226	499.128	493.202
Dealer transactions.....		523150-201	06/00	116.732	116.384	126.266	137.900	134.085
Dealer transactions, equity securities.....		523150-2011	06/05	136.936	132.147	157.177	180.526	173.993
Dealer transactions, debt securities and all other trading.....		523150-2012	06/00	125.262	131.025	122.803	121.694	120.483
Investment banking services.....		523150-202	06/00	270.125	270.866	280.039	301.259	297.190
Other securities dealing services.....		523150-203	12/03	2,637.360	2,640.439	2,474.277	2,479.215	2,479.715
Portfolio management and investment advice.....	52394		12/22	105.484	111.667	111.975	113.012	117.200
Portfolio management and investment advice.....	523940		12/22	105.484	111.667	111.975	113.012	117.200
Primary services.....		523940-P	12/22	105.484	111.667	111.975	113.012	117.200
Portfolio management.....		523940-1	06/02	312.761	332.945	333.563	335.632	348.846
Mutual fund and exchange traded fund management.....		523940-11	06/02	346.417	363.026	364.183	368.207	377.489
Management of equity funds.....		523940-1101	01/17	158.398	166.977	167.912	170.847	179.055
Management of bond funds.....		523940-1102	01/17	101.678	107.176	107.073	107.262	105.278
Management of other funds.....		523940-1103	01/17	114.636	117.475	117.438	117.438	116.763
Private portfolio management.....		523940-12	06/02	293.038	314.496	314.866	316.036	330.791
Management of equity private portfolios.....		523940-1201	01/17	151.908	168.197	168.557	169.526	182.360
Management of bond private portfolios.....		523940-1202	01/17	104.056	107.087	107.042	107.027	107.871
Management of other private portfolios.....		523940-1203	01/17	127.622	129.458	129.400	129.488	128.171
Investment advice.....		523940-2	06/02	237.078	242.795	244.795	251.572	257.466
Investment advisory services.....		523940-21	06/02	237.078	242.795	244.795	251.572	257.466
Insurance carriers and related activities.....	524		12/03	152.885	154.351	154.506	154.697	154.601
Insurance carriers.....	5241		12/03	153.666	155.176	155.323	155.522	155.421
Direct life/health/medical insurance carriers.....	52411		12/03	155.399	157.378	157.320	157.321	157.075
Direct life insurance carriers.....	524113		12/98	117.306	116.795	116.528	116.529	115.898
Primary services.....		524113-P	12/98	117.093	116.583	116.316	116.317	115.688
Life insurance policies.....		524113-1	12/98	111.592	111.040	110.725	110.726	109.924
Individual life insurance policies.....		524113-101	12/98	119.529	119.463	119.041	119.042	118.098
Term life insurance policies.....		524113-10101	12/98	106.653	106.655	106.656	106.656	106.656
Whole life insurance policies.....		524113-10102	12/98	130.222	130.222	130.223	130.224	130.224
Universal life insurance policies.....		524113-10103	12/98	112.728	112.727	110.827	110.832	110.911
Variable-universal and other individual life insurance policies.....		524113-10105	12/17	103.108	102.893	102.893	102.893	99.744

See footnotes at end of table.

Table 11. Producer price indexes for net output of selected industries and their products, not seasonally adjusted — Continued
 [April 2024]

Title ¹	Industry code	Product code	Index base	Unadjusted index ²				
				Dec. 2023	Jan. 2024 ^P	Feb. 2024 ^P	Mar. 2024 ^P	Apr. 2024 ^P
Direct life insurance carriers - Continued								
Group life insurance policies.....		524113-102	12/98	92.004	89.931	89.931	89.931	89.533
Annuities.....		524113-2	12/98	150.921	151.297	151.255	151.253	151.860
Variable deferred annuities.....		524113-201	12/98	186.363	187.009	187.009	187.009	188.337
Fixed-rate deferred annuities.....		524113-202	12/98	117.823	117.823	117.823	117.823	117.823
Immediate annuities.....		524113-203	12/98	125.382	126.099	125.661	125.639	125.411
Disability insurance policies.....		524113-3	06/06	102.695	102.154	102.154	102.154	102.154
Direct health and medical insurance carriers.....	524114		12/02	200.327	204.260	204.339	204.340	204.330
Primary services.....		524114-P	12/02	203.535	207.531	207.612	207.613	207.603
Medical service plans.....		524114-1	12/02	212.776	216.960	217.044	217.046	217.035
Comprehensive medical service plans.....		524114-101	12/02	222.385	224.586	224.773	224.774	224.745
Group managed care medical service plans.....		524114-10101	12/02	218.281	220.725	221.120	221.122	221.062
Group fee-for-service medical service plans.....		524114-10102	12/02	206.710	206.710	206.710	206.710	206.710
Individual comprehensive medical service plans.....		524114-10103	12/02	336.070	339.930	339.930	339.930	339.930
Non-comprehensive medical service plans.....		524114-103	06/07	129.747	133.390	133.392	133.393	133.395
Dental service plans.....		524114-10301	12/02	137.525	138.717	138.732	138.750	138.765
Supplemental Medicare service plans.....		524114-10302	12/02	167.268	170.185	170.185	170.185	170.185
Other medical service plans.....		524114-10303	12/02	168.758	175.153	175.153	175.153	175.153
Indemnity health insurance plans.....		524114-2	12/02	114.253	114.258	114.258	114.258	114.258
Other direct insurance carriers.....	52412		12/98	176.639	177.365	178.038	178.745	178.990
Direct property and casualty insurers.....	524126		06/98	176.768	177.495	178.168	178.876	179.121
Primary services.....		524126-P	06/98	176.919	177.646	178.320	179.028	179.274
Private passenger auto insurance.....		524126-1	06/98	219.058	220.864	221.698	222.378	222.640
Homeowner's insurance.....		524126-2	06/98	241.432	241.471	243.526	245.405	245.826
Commercial auto insurance.....		524126-3	06/98	131.716	133.233	133.706	134.199	134.570
Non-auto liability insurance.....		524126-4	06/98	131.699	131.521	131.521	132.643	132.476
Medical malpractice insurance.....		524126-402	06/98	115.022	112.789	112.789	112.789	111.674
Product and other non-auto liability insurance.....		524126-403	06/98	135.065	135.251	135.251	136.575	136.575
Commercial multiple peril insurance.....		524126-5	06/98	165.353	165.353	165.353	165.716	165.716
Worker's compensation insurance.....		524126-6	06/98	86.804	85.302	85.302	85.302	85.302
Other property and casualty insurance.....		524126-7	12/03	120.316	121.177	121.700	121.840	122.519
Insurance agencies and brokerages.....	52421		12/03	114.025	114.036	114.392	114.392	114.392
Insurance agencies and brokerages.....	524210		12/02	118.060	118.072	118.440	118.440	118.440
Primary services.....		524210-P	12/02	118.849	118.861	119.251	119.251	119.251
Sale of property and casualty insurance.....		524210-1	12/02	120.004	120.021	120.021	120.021	120.021
Sale of personal property and casualty insurance.....		524210-101	06/09	117.926	117.926	117.926	117.926	117.926
Sale of private passenger auto insurance.....		524210-10101	12/02	122.468	122.468	122.468	122.468	122.468
Sale of homeowner's insurance.....		524210-10102	12/02	125.478	125.478	125.478	125.478	125.478
Sale of other personal property and casualty insurance.....		524210-10103	06/09	102.821	102.821	102.821	102.821	102.821
Sale of commercial property and casualty insurance.....		524210-102	12/02	119.383	119.419	119.419	119.419	119.419
Sale of life insurance and annuities.....		524210-2	12/02	107.006	107.013	110.216	110.216	110.216
Sale of health and medical insurance.....		524210-3	12/02	134.487	134.487	134.487	134.487	134.487
Sale of other insurance.....		524210-4	12/02	103.281	103.281	103.281	103.281	103.281
Lessors of nonresidential buildings (except miniwarehouses).....	53112		12/03	143.279	145.986	140.527	140.228	138.739
Lessors of nonresidential buildings.....	531120		12/95	167.625	170.792	164.406	164.056	162.314
Primary services.....		531120-P	12/95	162.889	165.966	159.760	159.420	157.727
Leasing of shopping centers and retail stores.....		531120-1	12/95	149.282	151.782	141.104	138.283	140.633
Leasing of professional and office buildings.....		531120-2	12/95	176.928	179.185	175.650	177.566	177.028
Leasing of manufacturing and industrial buildings.....		531120-3	12/95	141.899	149.188	149.140	149.325	149.490
Leasing of other nonresidential buildings and facilities.....		531120-7	12/02	160.343	163.619	160.455	161.567	143.347
Lessors of miniwarehouse and self storage units.....	53113		12/03	200.623	200.595	196.908	195.469	193.975
Miniwarehouse and self-storage unit operators.....	531130		12/03	200.612	200.583	196.897	195.457	193.963
Primary services.....		531130-P	06/93	304.982	304.939	299.334	297.146	294.875
Miniwarehouse and self-storage unit operation.....		531130-1	06/93	304.982	304.939	299.334	297.146	294.875
Offices of real estate agents and brokers.....	5312		12/03	191.370	190.506	189.923	189.425	192.909
Offices of real estate agents and brokers.....	53121		12/03	191.370	190.506	189.923	189.425	192.909
Offices of real estate agents and brokers.....	531210		12/03	191.246	190.383	189.800	189.302	192.784
Primary services.....		531210-P	12/03	191.270	190.406	189.824	189.326	192.807
Real estate brokerage, residential property sales and leases.....		531210-1	12/95	269.197	268.320	267.327	266.466	272.213
Real estate brokerage, nonresidential property sales and leases including land sales and leases.....		531210-6	12/06	138.316	136.891	136.879	136.897	137.418
Real estate brokerage, nonresidential property sales including land sales.....		531210-601	12/09	151.717	149.327	149.272	149.328	150.196
Real estate brokerage, nonresidential property leases including land leases.....		531210-602	12/09	131.265	131.291	131.347	131.303	131.304
Real estate property managers.....	53131		12/03	131.098	132.071	133.986	134.177	134.714

See footnotes at end of table.

Table 11. Producer price indexes for net output of selected industries and their products, not seasonally adjusted — Continued
 [April 2024]

Title ¹	Industry code	Product code	Index base	Unadjusted index ²				
				Dec. 2023	Jan. 2024 ^P	Feb. 2024 ^P	Mar. 2024 ^P	Apr. 2024 ^P
Residential property managers.....	531311		12/03	140.285	145.167	145.030	145.079	145.698
Primary services.....		531311-P	12/03	142.351	147.305	147.165	147.215	147.844
Residential property management services.....		531311-1	12/95	148.697	153.872	153.726	153.778	154.435
Nonresidential property managers.....	531312		12/03	115.381	111.164	115.739	116.111	116.524
Primary services.....		531312-P	12/03	115.381	111.164	115.739	116.111	116.524
Nonresidential property management services.....		531312-1	12/95	128.108	123.426	128.505	128.919	129.378
Offices of real estate appraisers.....	531320		12/03	110.767	112.955	112.955	113.690	113.690
Primary services.....		531320-P	12/03	112.497	114.719	114.719	115.465	115.465
Real estate appraisal services.....		531320-1	12/95	120.240	122.615	122.615	123.413	123.413
Automotive equipment rental and leasing.....	5321		06/01	148.353	142.132	143.260	150.994	150.787
Passenger car rental and leasing.....	53211		12/03	132.291	123.804	125.511	135.778	135.101
Passenger car rental.....	532111		12/91	194.173	181.717	184.221	199.291	198.298
Primary services.....		532111-P	12/91	193.179	180.787	183.279	198.271	197.283
Standard passenger car rental.....		532111-2	12/91	178.322	162.292	164.935	183.359	181.588
Passenger car rental for business travel.....		532111-211	12/98	96.995	83.947	84.634	92.351	90.988
Passenger car rental for leisure travel.....		532111-221	12/98	174.541	161.828	164.932	184.550	183.093
Replacement passenger car rental.....		532111-3	12/91	276.507	278.140	280.261	282.378	284.586
Truck, utility trailer and RV rental and leasing.....	53212		12/03	140.387	140.367	140.035	140.626	141.412
Truck, utility trailer, and RV rental and leasing.....	532120		06/91	161.145	161.122	160.742	161.419	162.321
Primary services.....		532120-P	06/91	157.804	157.778	157.216	158.153	159.109
Rental of trucks, truck trailers, RVs.....		532120-1	06/91	162.903	162.914	160.490	161.331	163.824
Leasing of trucks, truck trailers, and RVs.....		532120-4	06/91	146.500	146.454	146.959	147.900	147.949
Other receipts.....		532120-SM	06/91	176.345	176.352	177.681	175.907	176.230
Other heavy machinery rental and leasing.....	532412		12/03	138.980	139.068	138.486	139.746	139.124
Primary services.....		532412-P	12/03	121.482	121.575	120.282	121.624	120.962
Construction equipment rental and leasing.....		532412-1	12/03	131.897	132.041	130.059	132.115	131.101
Oilfield and well drilling equipment rental and leasing.....		532412-2	12/03	99.554	99.554	99.554	99.554	99.554
Other receipts.....		532412-SM	12/03	211.915	211.915	217.319	217.319	217.319
Legal services.....	5411		12/96	273.508	284.352	288.468	287.857	289.064
Offices of lawyers.....	54111		12/96	273.508	284.352	288.468	287.857	289.064
Offices of lawyers.....	541110		12/96	273.508	284.352	288.468	287.857	289.064
Primary services.....		541110-P	12/96	272.671	283.481	287.584	286.975	288.179
Labor and employment legal services.....		541110-A	12/14	129.460	131.752	132.464	131.691	128.762
Other legal services.....		541110-C	12/14	121.054	121.474	122.850	122.850	122.850
Real estate legal services.....		541110-2	12/96	263.328	269.854	272.203	271.975	268.113
Civil negligence legal services.....		541110-3	12/96	208.665	216.673	218.115	218.218	219.536
Defendant representation.....		541110-301	12/96	262.582	271.608	274.545	274.545	277.423
Plaintiff representation.....		541110-302	12/96	146.542	152.964	153.125	153.296	153.296
Wills, estate planning, and probate.....		541110-6	12/96	245.708	257.225	261.269	261.269	261.269
Business and commercial legal services.....		541110-9	12/14	157.494	166.525	169.944	169.346	171.417
Tax legal services.....		541110-901	12/14	177.058	188.068	188.815	188.815	189.546
Intellectual property legal services.....		541110-902	12/14	149.895	158.068	158.786	157.822	151.496
Bankruptcy and other business and commercial legal services.....		541110-903	12/14	157.840	166.935	171.084	170.532	174.495
Offices of certified public accountants.....	541211		12/03	142.938	147.370	149.524	149.983	151.094
Primary services.....		541211-P	12/03	146.591	151.325	153.280	152.806	153.587
Other accounting services.....		541211-A	12/08	123.729	127.024	126.314	125.542	125.648
Financial auditing.....		541211-4	06/95	183.039	191.160	191.415	189.758	191.129
Tax preparation and planning.....		541211-5	06/95	184.915	188.271	194.969	195.788	196.459
Bookkeeping and compilation.....		541211-9	12/08	141.745	147.729	149.934	150.168	151.746
Other accounting services.....	541219		12/03	155.079	166.400	166.400	166.400	166.400
Primary services.....		541219-P	12/03	155.238	166.569	166.569	166.569	166.569
Other accounting services (non-CPA firms).....		541219-1	12/03	155.238	166.569	166.569	166.569	166.569
Architectural, engineering and related services.....	5413		12/96	190.590	192.537	192.669	192.685	193.554
Architectural services.....	54131		12/03	126.700	127.312	127.367	127.385	127.664
Architectural services.....	541310		12/96	152.991	153.731	153.797	153.818	154.156
Primary services.....		541310-P	12/96	156.524	157.367	157.443	157.467	157.852
Residential building projects.....		541310-1	12/96	175.211	175.908	175.908	175.908	176.448
Nonresidential building projects.....		541310-7	12/10	114.319	115.023	115.098	115.122	115.400
Commercial and industrial building projects.....		541310-71	09/19	106.086	106.525	106.616	106.616	106.774
Institutional building projects.....		541310-72	09/19	108.455	109.380	109.446	109.489	109.866
Other architectural services, incl. historic restoration & architectural consulting services.....		541310-8	12/10	146.292	146.292	146.292	146.292	146.316
Engineering services.....	54133		12/03	156.885	158.621	158.737	158.748	159.522

See footnotes at end of table.

Table 11. Producer price indexes for net output of selected industries and their products, not seasonally adjusted — Continued
[April 2024]

Title ¹	Industry code	Product code	Index base	Unadjusted index ²				
				Dec. 2023	Jan. 2024 ^P	Feb. 2024 ^P	Mar. 2024 ^P	Apr. 2024 ^P
Engineering services.....	541330		12/96	198.057	200.250	200.396	200.411	201.388
Primary services.....		541330-P	12/96	200.044	202.426	202.572	202.614	203.694
Building related engineering projects.....		541330-1	12/96	179.300	179.621	179.647	179.650	181.271
Residential building engineering projects.....		541330-101	12/09	108.526	108.526	108.526	108.526	109.046
Commercial, public, and institutional building engineering projects.....		541330-102	12/09	133.695	134.770	134.834	134.840	136.243
Industrial and manufacturing plant and process engineering projects.....		541330-103	12/09	127.523	127.379	127.379	127.379	128.534
Non-building related engineering projects.....		541330-2	12/96	212.749	216.665	216.900	216.971	217.622
Transportation engineering projects.....		541330-201	12/09	135.769	137.883	138.022	138.043	138.587
Highway and roadway engineering projects.....		541330-20101	12/09	130.778	132.346	132.474	132.495	132.954
Other transportation engineering projects, including mass transit engineering projects.....		541330-20102	12/09	142.922	145.958	146.113	146.137	146.820
Municipal utility and power generation and distribution engineering projects.....		541330-202	12/09	144.997	148.132	148.678	148.678	149.739
All other non-building related engineering projects.....		541330-203	12/09	154.308	157.173	157.173	157.262	157.370
Other receipts.....		541330-SM	12/96	180.215	180.656	180.800	180.565	180.599
Management and technical consulting services.....	5416		06/06	131.734	131.611	131.439	131.603	134.195
Management consulting services.....	54161		06/06	131.735	131.612	131.439	131.603	134.196
Management consulting services.....	541610		06/06	132.962	132.775	132.403	132.520	136.025
Primary services.....		541610-P	06/06	134.172	133.929	133.379	133.456	137.768
Administrative and general management consulting services.....		541610-1	06/06	155.479	154.617	154.115	153.959	161.961
Marketing consulting services.....		541610-3	06/06	67.395	67.453	67.465	67.464	67.464
Process, physical distribution and logistics consulting services.....		541610-4	06/06	122.295	124.045	120.904	122.610	123.194
Human resources consulting services.....		541610-5	06/06	118.656	119.037	119.014	119.074	119.074
Advertising agencies.....	54181		12/03	123.829	123.803	123.787	123.785	123.785
Advertising agencies.....	541810		06/95	150.109	150.078	150.057	150.055	150.055
Primary services.....		541810-P	06/95	153.080	153.046	153.024	153.021	153.021
Advertising agency services.....		541810-4	09/21	109.232	109.208	109.192	109.190	109.190
Advertising creative services billed separately.....		541810-401	06/95	142.824	142.682	142.682	142.682	142.682
Advertising placement services, including bundled placement and creative services.....		541810-402	06/95	162.835	162.842	162.805	162.802	162.801
Other advertising services billed separately.....		541810-403	12/08	102.598	102.598	102.598	102.598	102.598
Employment services.....	5613		12/96	160.948	161.094	160.158	159.999	158.804
Employee leasing services.....	56133		12/03	131.015	131.015	131.015	131.015	129.948
Professional employer organizations.....	561330		12/03	131.015	131.015	131.015	131.015	129.948
Primary services.....		561330-P	06/94	169.457	169.457	169.457	169.457	168.072
Co-employment staffing.....		561330-1	06/94	169.457	169.457	169.457	169.457	168.072
Staffing services (except PEOs).....	56138		12/10	137.398	137.616	136.215	135.977	135.031
Staffing services (except PEOs).....	561380		12/10	137.388	137.606	136.204	135.966	135.020
Primary services.....		561380-P	12/10	138.235	138.456	137.029	136.787	135.824
Temporary help services.....		561380-1	06/94	180.743	181.034	181.274	180.997	179.022
Temporary help services, office and clerical.....		561380-101	06/94	191.653	192.138	190.558	189.962	188.786
Temporary help services, light and heavy industrial.....		561380-102	06/94	188.870	189.446	191.806	191.520	186.470
Temporary help services, technical and professional.....		561380-103	06/94	103.765	104.490	104.620	104.949	104.879
Temporary help services, medical.....		561380-104	06/94	185.041	181.559	181.651	178.007	170.866
Temporary help services, other.....		561380-105	06/94	183.701	183.762	180.656	181.228	185.217
Employment placement services.....		561380-2	12/03	144.889	145.424	121.472	121.508	128.051
Executive search services.....		561380-3	12/06	111.953	111.477	111.315	109.712	108.789
Travel agencies.....	56151		12/03	106.818	106.524	106.682	106.340	106.754
Travel agencies.....	561510		12/89	119.678	119.348	119.526	119.142	119.606
Primary services.....		561510-P	12/89	118.770	118.282	118.544	117.976	118.664
Flight bookings.....		561510-1	12/89	94.495	94.348	94.106	93.520	94.490
Domestic flight bookings.....		561510-111	12/89	91.079	89.605	89.002	89.002	89.002
International flight bookings.....		561510-112	12/89	71.093	71.811	71.858	71.066	72.377
Other travel agency services, except flight bookings.....		561510-2	12/89	174.047	173.053	173.958	173.280	173.799
Hotel and car rental bookings.....		561510-211	12/89	173.422	171.064	171.292	171.100	172.862
Hotel bookings.....		561510-2111	12/11	102.626	101.259	101.398	101.284	102.301
Car rental bookings.....		561510-2112	12/11	118.903	110.861	110.257	110.145	117.029
Cruise and tour bookings.....		561510-222	06/02	110.034	109.049	110.810	109.501	109.776
Cruise bookings.....		561510-2221	12/11	115.347	114.651	117.051	115.417	115.759
Packaged tour bookings.....		561510-2222	12/11	82.895	80.885	80.127	80.127	80.127
All other travel agency services.....		561510-233	06/02	135.154	135.154	135.154	135.154	135.154
Security guards and patrol services.....	561612		12/04	166.294	170.969	171.936	171.714	172.111
Primary services.....		561612-P	12/04	166.093	170.762	171.728	171.506	171.902
Security guard services.....		561612-1	12/04	166.093	170.762	171.728	171.506	171.902
Janitorial services.....	56172		12/03	135.141	137.873	137.873	137.873	137.689

See footnotes at end of table.

Table 11. Producer price indexes for net output of selected industries and their products, not seasonally adjusted — Continued
 [April 2024]

Title ¹	Industry code	Product code	Index base	Unadjusted index ²				
				Dec. 2023	Jan. 2024 ^P	Feb. 2024 ^P	Mar. 2024 ^P	Apr. 2024 ^P
Janitorial services.....	561720		12/94	159.862	163.094	163.094	163.094	162.877
Primary services.....		561720-P	12/94	160.803	163.875	163.875	163.875	163.647
Janitorial cleaning services.....		561720-5	12/94	160.803	163.875	163.875	163.875	163.647
Nonresidential cleaning services.....		561720-51	06/03	133.247	136.020	136.020	136.020	135.815
Residential cleaning services.....		561720-52	06/03	166.937	166.937	166.937	166.937	166.937
Waste collection.....	5621		12/03	185.050	185.392	184.482	188.581	190.724
Waste collection.....	56211		12/03	185.051	185.393	184.482	188.582	190.725
Solid waste collection.....	562111		12/03	185.067	185.407	184.497	188.595	190.737
Primary services.....		562111-P	06/93	256.330	257.179	255.712	261.828	264.937
Solid waste collection services.....		562111-2	06/93	256.330	257.179	255.712	261.828	264.937
Offices of physicians.....	6211		12/96	144.350	145.607	145.617	145.954	146.045
Offices of physicians.....	62111		12/96	144.350	145.607	145.617	145.954	146.045
Offices of physicians, except mental health.....	621111		12/93	155.562	156.917	156.927	157.291	157.388
Primary services.....		621111-P	12/93	156.241	157.638	157.648	158.023	158.124
One and two physician practices and single specialty group practices.....		621111-4	12/93	149.307	148.294	148.261	148.743	148.787
General/family practice.....		621111-411	12/93	166.466	166.324	166.324	166.452	166.458
Internal medicine.....		621111-412	12/99	132.131	129.966	129.847	130.589	130.589
General surgery and other surgical specialties.....		621111-413	12/99	116.817	116.071	116.071	116.624	116.624
Pediatrics.....		621111-414	12/93	249.128	249.102	249.102	249.148	249.148
Obstetrics/gynecology.....		621111-415	12/93	149.237	149.237	149.237	149.237	149.237
Other specialty.....		621111-419	12/99	127.925	126.955	126.950	127.504	127.659
Multispecialty group practice.....		621111-5	12/93	184.832	192.639	192.764	192.883	193.138
Offices of dentists.....	6212		06/10	131.645	132.021	134.109	133.901	136.520
Offices of dentists.....	62121		06/10	131.645	132.021	134.109	133.901	136.520
Offices of dentists.....	621210		06/10	131.648	132.024	134.112	133.904	136.523
Primary services.....		621210-P	06/10	131.842	132.207	134.314	134.105	136.747
Dental visits and consultations.....		621210-1	06/10	143.590	143.753	145.598	144.952	145.130
Private insurance patients: dental visits and consultations.....		621210-11	06/14	132.720	132.720	134.471	134.471	134.471
Medicare, Medicaid and all other patients: dental visits and consultations.....		621210-12	06/14	129.905	130.267	131.870	130.432	130.829
Dental surgical intervention services.....		621210-2	06/10	117.588	117.920	121.107	121.107	121.378
Private insurance patients: dental surgical intervention services.....		621210-21	06/14	114.204	114.492	115.935	115.935	115.935
Medicare, Medicaid and all other patients: dental surgical intervention services.....		621210-22	06/14	112.477	112.841	118.061	118.061	118.665
Dental non-surgical intervention services.....		621210-3	06/10	128.806	129.311	131.267	131.276	136.233
Private insurance patients: dental non-surgical intervention services.....		621210-31	06/14	113.445	113.786	116.167	116.182	123.949
Medicare, Medicaid and all other patients: dental non-surgical intervention services.....		621210-32	06/14	129.689	130.342	131.404	131.404	131.717
Medical and diagnostic laboratories.....	6215		12/03	103.827	104.034	104.067	103.850	103.952
Medical and diagnostic laboratories.....	62151		12/03	103.827	104.034	104.067	103.850	103.952
Medical laboratories.....	621511		12/03	100.835	100.750	100.799	100.914	101.066
Primary services.....		621511-P	06/94	119.960	119.859	119.917	120.053	120.235
Medical laboratory services.....		621511-2	06/94	119.960	119.859	119.917	120.053	120.235
Medicare patients.....		621511-23	06/14	79.422	79.524	79.524	79.631	79.631
Medicaid patients.....		621511-24	06/14	95.625	95.319	95.319	95.319	95.319
Private insurance patients.....		621511-25	06/14	98.102	98.057	98.057	98.145	98.407
All other patients.....		621511-26	06/14	103.207	103.207	103.491	103.817	103.817
Diagnostic imaging centers.....	621512		12/03	108.009	108.790	108.790	107.920	107.920
Primary services.....		621512-P	06/94	113.333	114.152	114.152	113.239	113.239
Diagnostic imaging services.....		621512-4	06/94	113.333	114.152	114.152	113.239	113.239
Medicare and Medicaid patients.....		621512-41	06/14	91.949	91.290	91.290	91.572	91.572
Private insurance and all other patients.....		621512-42	06/14	104.917	106.145	106.145	104.937	104.937
Home health care services.....	6216		12/96	163.888	164.748	164.748	164.748	164.757
Home health care services.....	62161		12/96	163.888	164.748	164.748	164.748	164.757
Home health care services.....	621610		12/96	163.958	164.817	164.817	164.817	164.826
Primary services.....		621610-P	12/96	157.988	158.766	158.766	158.766	158.771
Medicare and Medicaid patients.....		621610-3	12/03	133.252	133.839	133.839	133.839	133.844
Medicare patients.....		621610-31	12/96	139.880	139.815	139.815	139.815	139.815
Medicaid patients.....		621610-32	12/03	147.398	148.578	148.578	148.578	148.590
Private insurance and all other patients.....		621610-4	12/03	155.960	156.930	156.930	156.930	156.930
Private insurance patients.....		621610-41	06/14	112.620	112.620	112.620	112.620	112.620
All other patients.....		621610-42	06/14	155.644	156.724	156.724	156.724	156.724
Other receipts.....		621610-SM	12/96	300.270	303.240	303.240	303.240	303.349
All other ambulatory health care services.....	62199		06/06	134.440	135.559	136.703	136.799	136.797
Blood and organ banks.....	621991		06/06	134.434	135.553	136.697	136.792	136.791

See footnotes at end of table.

Table 11. Producer price indexes for net output of selected industries and their products, not seasonally adjusted — Continued
 [April 2024]

Title ¹	Industry code	Product code	Index base	Unadjusted index ²				
				Dec. 2023	Jan. 2024 ^P	Feb. 2024 ^P	Mar. 2024 ^P	Apr. 2024 ^P
Blood and organ banks - Continued								
Primary services.....		621991-P	06/06	132.894	133.968	135.027	135.106	135.081
Human blood services.....		621991-1	06/06	119.086	119.600	120.517	120.524	120.680
Human red blood and whole blood services.....		621991-12	06/06	116.037	117.315	116.972	117.758	117.734
Human blood plasma services.....		621991-13	06/06	118.545	118.466	120.414	119.873	120.182
Human blood platelet and other blood services.....		621991-14	06/06	134.708	135.307	135.995	135.863	135.974
Human organ, bone, tissue, and other bank services.....		621991-2	06/06	190.361	193.459	195.086	195.423	194.767
Other receipts.....		621991-SM	06/06	155.688	158.625	163.545	164.420	165.609
Hospitals.....	622		12/92	231.348	234.343	234.932	234.741	235.238
General medical and surgical hospitals.....	6221		12/03	168.146	170.427	170.845	170.681	171.079
General medical and surgical hospitals.....	62211		12/03	168.119	170.399	170.817	170.653	171.051
General medical and surgical hospitals.....	622110		12/92	232.066	235.214	235.790	235.564	236.113
Primary services.....		622110-P	12/92	239.884	243.323	243.951	243.718	244.286
Certain infectious and parasitic diseases.....		622110-201	06/08	131.960	136.132	136.409	135.346	135.346
Neoplasms.....		622110-202	12/17	132.621	135.139	135.385	132.591	136.255
Diseases of the blood & blood-forming organs & certain disorders involving the immune mechanism.....		622110-203	12/17	135.648	134.996	135.144	135.144	135.144
Endocrine, nutritional and metabolic diseases.....		622110-204	12/17	107.469	110.336	110.336	110.336	111.109
Mental and behavioural disorders.....		622110-205	12/17	123.939	137.424	137.424	137.424	137.424
Diseases of the nervous system.....		622110-206	12/17	110.836	112.699	112.699	112.699	112.699
Diseases of the circulatory system.....		622110-209	06/08	134.607	136.283	136.289	136.320	136.321
Diseases of the respiratory system.....		622110-210	12/17	120.991	121.172	121.176	121.047	121.023
Diseases of the digestive system.....		622110-211	06/08	155.039	156.658	157.802	157.966	157.590
Diseases of the skin and subcutaneous tissue.....		622110-212	06/08	120.739	120.959	120.709	121.275	120.917
Diseases of the musculoskeletal system and connective tissue.....		622110-213	06/08	152.867	153.770	153.700	154.069	154.160
Diseases of the genitourinary system.....		622110-214	12/17	113.784	115.138	115.312	115.006	115.006
Pregnancy, childbirth and the puerperium.....		622110-215	06/08	183.594	185.827	185.983	185.596	185.750
Certain conditions originating in the perinatal period.....		622110-216	06/08	153.101	153.101	153.183	153.183	153.183
Symptoms, signs and abnormal clinical and laboratory findings, not elsewhere classified.....		622110-218	12/17	120.886	120.591	120.056	120.056	120.759
Injury, poisoning and certain other consequences of external causes.....		622110-219	12/17	113.602	115.073	115.820	116.031	116.031
Factors influencing health status and contact with health services.....		622110-221	12/17	118.106	118.469	120.050	120.209	120.209
Other diseases.....		622110-223	12/17	114.904	116.238	116.634	116.634	116.634
Psychiatric and substance abuse hospitals.....	6222		12/03	172.770	172.403	172.403	172.485	172.299
Psychiatric and substance abuse hospitals.....	62221		12/03	172.770	172.403	172.403	172.485	172.299
Psychiatric and substance abuse hospitals.....	622210		12/92	203.534	203.102	203.102	203.198	202.979
Primary services.....		622210-P	12/92	203.524	203.092	203.092	203.189	202.970
Psychiatric hospitals.....		622210-3	12/92	210.685	209.473	209.473	209.601	209.310
Medicare patients: psychiatric hospitals.....		622210-31	06/14	122.416	122.045	122.045	122.938	122.873
Medicaid patients: psychiatric hospitals.....		622210-32	06/14	161.745	163.119	163.119	163.119	163.119
Private insurance and all other patients: psychiatric hospitals.....		622210-33	06/14	131.209	129.643	129.643	129.643	129.373
Other specialty hospitals.....	6223		12/03	170.227	171.438	172.403	172.726	172.539
Other specialty hospitals.....	62231		12/03	170.227	171.438	172.403	172.726	172.539
Other specialty hospitals.....	622310		12/92	255.186	257.003	258.451	258.937	258.659
Primary services.....		622310-P	12/92	293.534	295.856	297.707	298.327	298.327
Specialty, except psychiatric and substance abuse, hospitals.....		622310-6	12/92	293.534	295.856	297.707	298.327	298.327
Medicare patients.....		622310-61	06/14	117.874	118.774	119.207	119.341	119.341
Medicaid patients.....		622310-62	06/14	138.192	139.384	140.770	145.024	145.024
Private insurance and all other patients.....		622310-63	06/14	109.190	110.057	110.842	110.439	110.439
Nursing care facilities.....	6231		12/03	182.244	182.789	182.658	182.635	182.726
Nursing care facilities.....	62311		12/03	182.243	182.789	182.657	182.634	182.726
Nursing care facilities.....	623110		12/94	276.493	277.320	277.121	277.086	277.224
Primary services.....		623110-P	12/94	275.171	276.045	275.835	275.800	275.938
Medicare and Medicaid patients.....		623110-1	12/94	266.427	266.671	266.587	266.719	266.926
Medicaid patients.....		623110-101	06/12	153.456	153.682	153.604	153.726	153.917
Medicare patients.....		623110-102	06/12	122.674	122.674	122.674	122.674	122.674
Private insurance and all other patients.....		623110-3	12/94	290.682	292.453	292.062	291.793	291.835
Private insurance patients.....		623110-301	06/14	105.795	105.795	105.795	105.795	105.795
All other patients.....		623110-302	06/14	136.912	137.915	137.693	137.541	137.565
Residential developmental disability homes.....	62321		12/03	231.263	236.133	236.103	236.091	236.058
Residential developmental disability homes.....	623210		12/03	231.255	236.124	236.094	236.082	236.049
Primary services.....		623210-P	12/03	229.460	235.073	235.039	235.025	234.987
Residential intellectual and developmental disability services.....		623210-1	12/03	229.460	235.073	235.039	235.025	234.987
Medicaid patients.....		623210-11	06/14	148.364	149.279	149.251	149.240	149.209

See footnotes at end of table.

Table 11. Producer price indexes for net output of selected industries and their products, not seasonally adjusted — Continued
 [April 2024]

Title ¹	Industry code	Product code	Index base	Unadjusted index ²				
				Dec. 2023	Jan. 2024 ^P	Feb. 2024 ^P	Mar. 2024 ^P	Apr. 2024 ^P
Residential developmental disability homes - Continued								
Non-Medicaid patients.....		623210-12	06/14	156.714	171.735	171.735	171.735	171.735
Amusement and theme parks.....	7131		06/06	223.861	215.582	221.647	227.016	223.991
Amusement and theme parks.....	71311		06/06	223.514	215.247	221.302	226.663	223.643
Amusement and theme parks.....	713110		06/06	223.500	215.231	221.287	226.646	223.629
Primary services.....		713110-P	06/06	218.808	209.838	216.187	220.969	218.779
Amusement and theme park admissions.....		713110-1	06/06	240.401	226.069	233.889	239.121	234.929
Amusement and theme park food and beverage sales.....		713110-2	06/06	208.599	208.628	208.628	212.013	213.920
Amusement and theme park merchandise sales, games, and other services.....		713110-3	06/06	136.823	142.339	161.877	169.762	170.542
Other receipts.....		713110-SM	06/06	282.741	289.565	288.917	304.870	285.970
Golf courses and country clubs.....	71391		12/05	163.274	167.025	167.262	168.285	167.905
Golf courses and country clubs.....	713910		12/05	163.276	167.027	167.263	168.287	167.907
Primary services.....		713910-P	12/05	163.564	167.511	167.761	168.838	168.438
Membership dues and fees.....		713910-1	12/05	172.484	179.576	179.576	180.631	180.425
Greens and guest fees.....		713910-2	12/05	143.423	144.779	143.493	145.651	144.723
Food and beverage sales.....		713910-3	12/05	178.492	178.492	181.300	181.300	181.008
Equipment rentals and all other golf services.....		713910-4	12/05	136.838	139.348	139.348	139.348	139.348
Fitness and recreational sports centers.....	71394		12/04	120.210	120.854	119.717	121.682	121.758
Fitness and recreational sports centers.....	713940		12/04	120.214	120.857	119.720	121.685	121.761
Primary services.....		713940-P	12/04	116.115	116.555	115.313	117.460	117.543
Fitness and recreational facility memberships.....		713940-1	12/04	106.133	106.616	105.008	107.792	107.900
Recreational facility admissions, classes, and other fitness center services.....		713940-2	12/04	149.994	150.288	150.288	150.274	150.274
Other receipts.....		713940-SM	12/04	134.673	136.995	136.995	136.995	136.995
Accommodation.....	721		12/96	188.880	188.565	191.339	196.321	195.651
Accommodation.....	7211		12/96	188.880	188.565	191.340	196.321	195.651
Hotels (exc casino hotels) and motels.....	72111		12/03	165.884	165.842	166.846	173.670	173.015
Hotels and motels, except casino hotels.....	721110		12/03	165.895	165.852	166.857	173.683	173.030
Primary services.....		721110-P	12/03	168.167	168.071	169.129	176.119	175.579
Guestroom rental.....		721110-1	12/03	170.226	169.847	170.746	179.684	179.217
Limited service hotels and motels guestroom rental.....		721110-101	06/93	182.238	174.303	190.200	206.505	204.157
Full service hotels and motels guestroom rental.....		721110-102	06/93	252.137	226.618	226.058	236.201	250.014
Luxury and resort hotels guestroom rental.....		721110-103	06/93	268.617	304.188	296.925	309.863	292.691
Hotel and motel food and beverage and related services.....		721110-2	12/03	157.197	158.338	159.018	159.270	159.861
Hotel and motel food and nonalcoholic beverage and related services.....		721110-201	12/03	153.333	154.685	155.503	155.764	156.475
Hotel and motel alcoholic beverage and related services.....		721110-202	12/03	177.412	177.512	177.512	177.723	177.723
Other hotel and motel services.....		721110-5	12/10	160.460	160.723	164.900	164.040	159.409
Other receipts.....		721110-SM1	12/10	180.279	184.656	182.487	184.011	172.989
Casino hotels.....	72112		12/03	131.950	131.192	136.408	134.275	133.958
Casino hotels.....	721120		12/03	131.929	131.171	136.387	134.254	133.937
Primary services.....		721120-P	12/03	133.090	132.338	137.961	135.789	135.593
Casino hotel guestroom rental.....		721120-1	06/01	133.598	135.344	166.333	137.795	151.489
Casino hotel food and beverage and related services.....		721120-2	12/03	227.192	228.187	228.639	234.159	234.159
Casino hotel food and nonalcoholic beverage and related services.....		721120-201	12/03	205.057	205.057	205.057	208.743	208.743
Casino hotel alcoholic beverage and related services.....		721120-202	12/03	290.406	294.402	296.219	307.205	307.205
Casino gaming receipts.....		721120-5	06/01	116.385	114.481	114.720	117.534	114.077
Other casino hotel services.....		721120-6	06/11	109.225	114.655	120.836	120.836	120.836
Other receipts.....		721120-SM1	06/11	168.861	166.655	137.948	137.239	124.702
Commercial machinery repair and maintenance.....	8113		06/06	191.959	196.156	195.970	195.973	198.213
Commercial machinery repair and maintenance.....	81131		06/06	191.981	196.178	195.992	195.996	198.236
Commercial machinery repair and maintenance.....	811310		06/06	191.910	196.106	195.920	195.924	198.163
Primary services.....		811310-P	06/06	173.907	177.509	177.335	177.335	179.440
Maintenance and repair services for agricultural, construction, and mining machinery.....		811310-5	12/13	171.253	173.092	173.092	173.092	173.092
Maintenance and repair services for commercial and service industry machinery.....		811310-6	12/13	149.009	154.060	154.060	154.060	154.060
Maintenance and repair services for industrial machinery.....		811310-7	12/13	125.104	127.204	127.204	127.204	131.231
Maintenance and repair services for general purpose machinery.....		811310-8	12/13	139.151	142.848	141.634	141.634	141.634
Special indexes								
New nonresidential building construction by contractor type/region.....	236400		02/14	160.017	160.457	160.407	160.402	160.610
General contractors.....		236400-1	02/14	156.733	157.226	157.146	157.351	157.635
General contractors, Northeast.....		236400-11	02/14	146.606	146.992	146.600	146.540	146.650
General contractors, South.....		236400-12	02/14	160.845	161.075	161.058	161.589	161.074
General contractors, Midwest.....		236400-13	02/14	144.715	145.740	145.704	145.706	145.839
General contractors, West.....		236400-14	02/14	168.362	168.825	168.822	168.923	170.532

See footnotes at end of table.

Table 11. Producer price indexes for net output of selected industries and their products, not seasonally adjusted — Continued
 [April 2024]

Title ¹	Industry code	Product code	Index base	Unadjusted index ²				
				Dec. 2023	Jan. 2024 ^p	Feb. 2024 ^p	Mar. 2024 ^p	Apr. 2024 ^p
New nonresidential building construction by contractor type/region - Continued								
Plumbing, heating, and air conditioning contractors.....		236400-221	02/14	150.727	151.264	151.141	149.425	149.306
Plumbing, heating, and air conditioning contractors, Northeast.....		236400-2211	02/14	176.004	177.240	177.240	177.240	178.258
Plumbing, heating, and air conditioning contractors, South.....		236400-2212	02/14	148.449	149.207	149.211	145.074	144.270
Plumbing, heating, and air conditioning contractors, Midwest.....		236400-2213	02/14	138.584	139.717	139.649	139.649	138.884
Plumbing, heating, and air conditioning contractors, West.....		236400-2214	02/14	143.375	142.495	142.050	140.714	141.164
Electrical contractors.....		236400-222	02/14	177.841	177.335	177.619	177.607	176.190
Electrical contractors, Northeast.....		236400-2221	02/14	182.715	182.034	182.532	183.346	181.793
Electrical contractors, South.....		236400-2222	02/14	175.850	174.952	175.054	175.054	173.463
Electrical contractors, Midwest.....		236400-2223	02/14	165.703	166.900	167.045	166.311	164.186
Electrical contractors, West.....		236400-2224	02/14	187.276	185.980	186.481	186.459	186.011
Roofing contractors.....		236400-223	02/14	179.643	179.980	179.415	179.284	179.985
Roofing contractors, Northeast.....		236400-2231	02/14	158.054	156.811	156.811	156.811	158.848
Roofing contractors, South.....		236400-2232	02/14	204.441	—	—	—	—
Roofing contractors, Midwest.....		236400-2233	02/14	175.508	178.381	178.381	178.381	178.743
Roofing contractors, West.....		236400-2234	02/14	160.510	159.964	159.817	159.754	160.490
Poured concrete foundation and structure contractors.....		236400-224	02/14	165.150	166.665	166.221	166.564	167.904
Poured concrete foundation and structure contractors, Northeast.....		236400-2241	02/14	155.048	156.168	156.168	156.168	155.926
Poured concrete foundation and structure contractors, South.....		236400-2242	02/14	178.469	179.730	178.513	178.794	180.559
Poured concrete foundation and structure contractors, Midwest.....		236400-2243	02/14	156.446	159.494	159.487	159.931	160.345
Poured concrete foundation and structure contractors, West.....		236400-2244	02/14	160.733	161.434	161.434	161.905	164.103
New nonresidential building construction by region.....	236500		02/14	160.291	160.716	160.672	160.759	160.972
New nonresidential building construction, Northeast.....		236500-1	02/14	168.314	168.382	168.289	169.198	169.435
New nonresidential building construction, South.....		236500-2	02/14	158.611	158.843	158.754	158.623	158.449
New nonresidential building construction, Midwest.....		236500-3	02/14	151.845	153.201	153.235	153.302	153.016
New nonresidential building construction, West.....		236500-4	02/14	164.343	164.577	164.562	164.475	165.517
Nonresidential building maintenance & repair.....	2381MR		04/09	147.478	147.885	148.014	148.871	149.199
General medical and surgical hospitals by patient type.....	62211A							
Medicare patients.....		62211A-2	12/92	195.206	196.310	196.287	196.464	196.675
Medicaid patients.....		62211A-4	12/92	151.706	160.285	160.285	160.285	160.285
Private insurance and all other patients.....		62211A-6	12/92	305.861	309.417	310.848	310.068	311.435
Private insurance patients.....		62211A-61	06/14	134.082	135.499	136.205	135.812	136.329
All other patients.....		62211A-62	06/14	126.947	129.478	129.486	129.547	130.723
Premiums for property and casualty insurance ³	924126		06/98	170.507	170.940	171.508	172.072	172.215
Primary services.....		924126-P	06/98	170.671	171.105	171.674	172.238	172.381
Premiums for private passenger auto insurance.....		924126-1	06/98	209.134	210.049	210.793	211.466	211.645
Premiums for homeowner's insurance.....		924126-2	06/98	237.739	237.766	239.576	241.243	241.678
Premiums for commercial auto insurance.....		924126-3	06/98	121.129	121.632	121.806	122.044	122.148
Premiums for non-auto liability insurance.....		924126-4	06/98	125.954	125.989	126.001	126.560	126.545
Premiums for medical malpractice insurance.....		924126-402	06/98	119.025	118.382	118.382	118.382	118.282
Premiums for product and other non-auto liability insurance.....		924126-403	06/98	126.954	127.109	127.123	127.780	127.780
Premiums for commercial multiple peril insurance.....		924126-5	06/98	142.791	142.791	142.791	143.012	142.977
Premiums for worker's compensation insurance.....		924126-6	06/98	96.728	96.384	96.384	96.384	96.384
Premiums for other property and casualty insurance.....		924126-7	12/03	119.530	120.097	120.446	120.439	120.573

¹ Industry and product class indexes may include products not shown separately.

² All indexes are subject to revision for 4 months after their originally scheduled publication to incorporate late reports and corrections by survey respondents.

³ The special index for 924126, in which prices reflect premiums only, contrasts with the index shown elsewhere in this table for NAICS 524126, where prices reflect premiums plus the amount of investment income earned on the invested portion of the premium.

p Preliminary

"—" Data not available.

n.e.c. = Not elsewhere classified.

NOTE: Titles of some industries and products are not shown in this table because they fail to meet our publication criteria.

Table 12. Producer price index percentage changes for the net output of selected industries and their products, not seasonally adjusted
[April 2024]

Title ¹	Industry code	Product code	Unadjusted 12-month percent change ²	Unadjusted 1-month percent change ²				
			Apr. 2023 to Apr. 2024 ^P	Nov. to Dec.	Dec. to Jan. ^P	Jan. to Feb. ^P	Feb. to Mar. ^P	Mar. to Apr. ^P
Logging.....	1133		-1.8	-0.1	0.0	-0.7	0.1	0.0
Logging.....	11331		-1.8	-0.1	0.0	-0.7	0.1	0.0
Logging.....	113310		-1.8	-0.1	0.0	-0.7	0.1	0.0
Primary products.....		113310-P	-1.8	-0.1	0.0	-0.7	0.1	0.0
Secondary products and miscellaneous receipts.....		113310-SM						
Mining								
Total mining industries.....			2.4	-4.1	3.9	-0.7	-3.0	5.1
Oil and gas extraction.....	211		2.8	-7.6	6.8	-2.0	-5.0	8.7
Oil and gas extraction.....	2111		2.8	-7.6	6.8	-2.0	-5.0	8.7
Crude petroleum and natural gas extraction.....	211111		3.3	-8.6	7.2	-1.5	-4.6	9.5
Primary products.....		211111-P	3.3	-8.6	7.2	-1.5	-4.6	9.5
Crude petroleum.....		211111-1	7.6	-10.6	4.4	5.5	1.1	10.6
Natural gas (from the wellhead).....		211111-3	-23.3	0.2	18.3	-26.6	-33.7	0.3
Natural gas liquids extraction.....	211112		-0.6	-0.1	4.4	-5.0	-8.1	3.4
Primary products.....		211112-P	-0.6	-0.1	4.4	-5.0	-8.1	3.4
Natural gas liquids.....		211112-1	8.1	-0.3	3.6	0.3	2.4	5.2
Isopentane and natural gasoline.....		211112-11	5.2	-7.7	2.7	7.7	13.6	0.0
Propane.....		211112-12	-6.1	12.6	11.8	9.4	-12.7	2.7
Butane.....		211112-13	0.5	10.6	-0.9	0.7	-5.4	0.9
Plant condensate, ethane, gas mixtures, and other natural gas liquids.....		211112-14	16.9	-4.0	2.5	-5.2	6.8	9.0
Residue gas shipped from natural gas liquids plants.....		211112-3	-38.3	0.4	6.8	-20.1	-45.3	-8.4
Mining (except oil & gas).....	212		1.8	0.1	0.9	1.3	-0.7	1.2
Coal mining.....	2121		-4.5	-1.3	0.4	6.3	-10.8	-0.3
Coal mining.....	21211		-4.5	-1.3	0.4	6.3	-10.8	-0.3
Coal mining.....	212110		-4.5	-1.3	0.3	6.4	-10.8	-0.3
Primary products.....		212110-P	-4.6	-1.4	0.3	6.4	-10.8	-0.3
Coal, utility sold.....		212110-1	-4.3	-1.7	0.9	7.9	-13.0	-0.2
Bituminous coal and lignite surface mining (utility sold).....		212110-11	-19.1	-7.2	5.4	3.5	-18.8	0.2
Raw bituminous and lignite from surface mining operations (utility sold).....		212110-111	-2.5	1.5	-5.7	4.4	-4.6	0.0
Processed bituminous coal and lignite surface operations (utility sold).....		212110-113	-23.6	-9.7	9.0	3.3	-22.8	0.3
Bituminous coal underground mining (utility sold).....		212110-12	3.6	1.1	-1.1	10.1	-10.3	-0.4
Raw bituminous coal shipped from underground mining operations (utility sold).....		212110-121	3.1	-3.7	0.0	7.6	-15.7	0.1
Processed bituminous coal shipped from underground mines (utility sold).....		212110-123	3.7	1.8	-1.3	10.4	-9.5	-0.4
Coal exports.....		212110-4	-10.7	2.4	-4.2	-3.1	0.9	-0.6
Coal non-utility sold (including anthracite).....		212110-5	1.8	-2.5	0.0	1.6	0.1	-0.6
Secondary products and miscellaneous receipts.....		212110-SM						
Metal ore mining.....	2122		3.5	1.4	-1.0	-0.9	5.7	2.6
Iron ore mining.....	21221		-7.7	-0.3	0.6	0.7	-1.3	-0.4
Iron ore mining.....	212210		-7.7	-0.3	0.6	0.7	-1.3	-0.4
Primary products.....		212210-P	-7.7	-0.3	0.6	0.7	-1.3	-0.4
Iron ore (including crude, concentrates, agglomerates and pellets).....		212210-0	-7.7	-0.3	0.6	0.7	-1.3	-0.4
Copper, nickel, lead & zinc mining.....	21223		1.7	3.4	-5.5	-2.9	9.4	-1.3
Copper, nickel, lead and zinc mining.....	212230		1.7	3.4	-5.5	-2.9	9.4	-1.4
Primary products.....		212230-P	2.3	3.6	-5.6	-3.2	9.5	-1.5
Secondary products and miscellaneous receipts.....		212230-SM						
Nonmetallic mineral mining & quarrying.....	2123		5.0	-0.1	3.3	-0.2	0.8	0.9
Stone mining & quarrying.....	21231		7.4	0.4	4.3	0.0	0.3	-0.2
Dimension stone mining and quarrying.....	212311		23.9	0.0	6.5	0.6	0.0	0.0
Primary products.....		212311-P	24.5	0.0	6.7	0.4	0.0	0.0
Dimension stone.....		212311-0	24.5	0.0	6.7	0.4	0.0	0.0
Secondary products and miscellaneous receipts.....		212311-SM						
Crushed and broken limestone mining.....	212312		7.3	0.7	3.8	0.4	0.1	0.1
Primary products.....		212312-P	7.4	0.7	3.9	0.4	0.1	0.1
Crushed and broken limestone.....		212312-0	7.4	0.7	3.9	0.4	0.1	0.1
Secondary products and miscellaneous receipts.....		212312-SM						
Crushed and broken granite mining.....	212313		-2.0	-0.1	3.4	-1.7	1.3	-1.5

See footnotes at end of table.

Table 12. Producer price index percentage changes for the net output of selected industries and their products, not seasonally adjusted — Continued
 [April 2024]

Title ¹	Industry code	Product code	Unadjusted 12-month percent change ²	Unadjusted 1-month percent change ²				
				Apr. 2023 to Apr. 2024 ^P	Nov. to Dec.	Dec. to Jan. ^P	Jan. to Feb. ^P	Feb. to Mar. ^P
Crushed and broken granite mining - Continued								
Primary products.....		212313-P	-2.0	-0.1	3.4	-1.7	1.3	-1.5
Crushed and broken granite.....		212313-0	-2.0	-0.1	3.4	-1.7	1.3	-1.5
Secondary products and miscellaneous receipts.....		212313-SM						
Other crushed and broken stone mining.....								
Primary products.....	212319	212319-P	15.5	0.0	6.9	0.0	0.0	0.0
Bituminous limestone and sandstone, and other crushed and broken stone.....		212319-0	16.4	0.0	7.2	0.0	0.0	0.0
Secondary products and miscellaneous receipts.....		212319-SM	16.4	0.0	7.2	0.0	0.0	0.0
Sand/gravel/clay/refractory minerals mining.....								
Construction sand and gravel mining.....	212321		7.8	-0.1	3.1	0.7	0.2	1.9
Primary products.....		212321-P	8.8	-0.1	3.1	0.8	0.3	2.3
Construction sand and gravel (run of pit/bank, washed, screened, etc).....		212321-0	9.0	-0.1	3.0	0.8	0.3	2.5
Construction sand and gravel, Midwest.....		212321-02	9.0	-0.1	3.0	0.8	0.3	2.5
Construction sand and gravel, West.....		212321-04	10.0	0.2	3.1	1.0	0.8	3.6
Secondary products and miscellaneous receipts.....		212321-SM	9.6	-0.4	2.3	1.0	0.1	2.5
Miscellaneous receipts.....		212321-M	4.6	0.0	4.6	0.0	0.0	0.0
Kaolin, clay, and ceramic and refractory minerals mining.....								
Primary products.....	212323	212323-P	4.0	0.0	3.3	0.0	0.1	0.1
Bentonite.....		212323-2	4.0	0.0	3.3	0.0	0.1	0.1
Secondary products and miscellaneous receipts.....		212323-SM	1.5	0.0	-0.4	0.0	0.0	0.0
Other nonmetallic mineral mining & quarrying.....								
Other nonmetallic mineral mining and quarrying.....	212399		-7.0	-1.4	0.2	-3.0	3.6	2.0
Primary products.....	212390	212390-P	-7.0	-1.4	0.2	-3.0	3.6	2.0
Rock salt.....		212390-5	-7.0	-1.4	0.2	-3.0	3.6	2.0
Rock salt.....		212390-5	-	0.0	0.3	0.0	-	-
All other nonmetallic minerals, including gypsum.....		212390-9	12.7	-3.8	5.3	2.9	14.4	0.4
Secondary and miscellaneous.....		212390-SM						
Mining support activities.....								
Mining support activities.....	213		2.6	1.2	-0.3	0.5	0.4	0.2
Mining support activities.....	2131		2.6	1.2	-0.3	0.5	0.4	0.2
Mining support activities.....	21311		2.6	1.2	-0.3	0.5	0.4	0.2
Drilling oil and gas wells.....								
Primary services.....	213111	213111-P	0.6	-0.9	0.0	0.1	-1.3	1.4
Oil and gas well directional drilling control.....		213111-03	0.6	-0.9	0.0	0.1	-1.3	1.4
Drilling oil and gas wells, including drilling in, spudding in or tailing in.....		213111-04	-1.3	-2.1	0.3	1.6	0.0	0.0
Reworking oil and gas wells.....		213111-05	1.2	-0.9	0.0	0.0	-1.6	1.6
		213111-05	-3.2	0.0	0.0	0.0	0.0	0.0
Support activities for oil and gas operations.....								
Primary services.....	213112	213112-P	3.2	2.0	-0.5	0.6	1.1	-0.2
Oil and gas field support services.....		213112-0	3.4	2.1	-0.6	0.7	1.1	-0.2
Secondary products and miscellaneous receipts.....		213112-SM	3.4	2.1	-0.6	0.7	1.1	-0.2
Support activities for coal mining.....								
Primary services.....	213113	213113-P	3.4	-0.1	0.2	0.2	0.1	0.0
Coal mining services.....		213113-0	3.4	-0.1	0.2	0.2	0.1	0.0
Support activities for metal and nonmetallic minerals mining.....								
Primary services.....	213118	213118-P	-	0.0	3.6	0.0	0.0	0.0
Support activities for metal and nonmetallic minerals mining.....		213118-1	-	0.0	3.6	0.0	0.0	0.0
Utilities.....								
Electric power generation, transmission, and distribution.....	221		-0.2	-1.8	6.2	-5.7	-1.3	-1.7
Electric power generation.....	2211		0.4	-2.4	7.5	-7.2	-0.8	-1.3
Electric power generation.....	22111		-12.2	-7.1	24.9	-24.3	-3.0	-5.3
Electric power generation.....	221110		-12.2	-7.1	24.9	-24.4	-3.0	-5.3
Primary products.....		221110-P	-12.5	-7.2	25.4	-24.7	-3.0	-5.4
Utilities.....		221110-4	-9.5	-4.3	36.0	-27.0	-3.2	0.0
Non-utilities.....		221110-5	-16.1	-10.1	14.4	-21.9	-2.7	-11.5
Secondary products and miscellaneous receipts.....		221110-SM						
Electric power transmission, control, and distribution.....								
Electric bulk power transmission and control.....	22112		5.0	-0.6	1.3	0.3	-0.1	-0.1
Primary products.....	221121	221121-P	5.5	0.0	-1.0	2.3	0.1	0.9
Electric bulk power transmission and control.....		221121-3	5.5	0.0	-1.0	2.3	0.1	0.9
Electric power distribution.....								
Primary products.....	221122	221122-P	5.0	-0.6	1.4	0.2	-0.1	-0.1
			4.0	0.0	1.3	0.6	0.1	-0.7

See footnotes at end of table.

Table 12. Producer price index percentage changes for the net output of selected industries and their products, not seasonally adjusted — Continued
 [April 2024]

Title ¹	Industry code	Product code	Unadjusted 12-month percent change ²	Unadjusted 1-month percent change ²				
				Apr. 2023 to Apr. 2024 ^P	Nov. to Dec.	Dec. to Jan. ^P	Jan. to Feb. ^P	Feb. to Mar. ^P
Electric power distribution - Continued								
Residential electric power.....		221122-41	4.5	0.0	1.9	-0.1	0.8	-0.5
New England residential electric power.....		221122-411	-1.8	0.0	9.2	0.1	0.0	-3.9
Middle Atlantic residential electric power.....		221122-412	5.5	-0.4	5.2	0.3	0.4	-2.2
East North Central residential electric power.....		221122-413	7.9	0.6	4.7	0.3	-0.1	0.9
West North Central residential electric power.....		221122-414	1.5	-2.3	-1.5	1.0	1.2	2.9
South Atlantic residential electric power.....		221122-415	4.7	0.2	-0.1	0.3	-0.4	0.3
East South Central residential electric power.....		221122-416	3.1	0.0	2.0	-1.5	3.2	-2.7
West South Central residential electric power.....		221122-417	-0.7	0.2	-2.7	-1.6	1.9	-1.7
Mountain residential electric power.....		221122-418	4.5	0.2	-0.3	0.0	3.0	0.0
Pacific residential electric power.....		221122-419	9.0	0.0	3.1	0.0	1.0	0.5
Commercial electric power.....		221122-42	2.7	0.0	1.0	0.3	0.2	-0.7
New England commercial electric power.....		221122-421	-9.4	0.0	5.0	0.1	0.0	-2.2
Middle Atlantic commercial electric power.....		221122-422	-12.4	1.3	-7.3	0.1	-3.0	-5.2
East North Central commercial electric power.....		221122-423	10.5	0.8	4.0	0.9	-0.4	0.6
West North Central commercial electric power.....		221122-424	2.8	-3.4	-0.1	2.2	0.3	4.0
South Atlantic commercial electric power.....		221122-425	2.3	0.4	-0.3	-0.1	0.2	0.0
East South Central commercial electric power.....		221122-426	3.8	-1.2	1.5	-0.2	1.7	-0.4
West South Central commercial electric power.....		221122-427	-0.8	-1.3	-3.0	0.6	2.0	-2.4
Mountain commercial electric power.....		221122-428	6.7	0.6	-0.9	0.0	2.6	0.0
Pacific commercial electric power.....		221122-429	14.3	0.0	8.0	0.0	0.4	0.2
Industrial electric power.....		221122-43	5.6	0.2	0.6	3.2	-1.8	-1.1
New England industrial electric power.....		221122-431	-8.9	12.6	4.5	4.9	-8.6	-15.2
Middle Atlantic industrial electric power.....		221122-432	2.5	1.3	0.2	2.9	-1.9	-2.9
East North Central industrial electric power.....		221122-433	32.3	2.3	4.1	4.3	-1.0	3.1
West North Central industrial electric power.....		221122-434	3.4	-1.3	2.1	-0.3	-0.3	4.1
South Atlantic industrial electric power.....		221122-435	6.0	0.4	0.6	0.2	0.7	0.3
East South Central industrial electric power.....		221122-436	1.0	-1.5	0.0	1.3	-0.1	1.1
West South Central industrial electric power.....		221122-437	-4.6	-0.3	-0.8	-2.0	2.4	-3.3
Mountain industrial electric power.....		221122-438	-14.2	-6.4	-6.7	26.4	-17.1	-12.1
Pacific industrial electric power.....		221122-439	4.4	0.4	0.3	-0.1	0.9	0.3
Transportation electric power.....		221122-45	3.1	0.1	-1.0	-0.1	1.0	0.6
Secondary products and miscellaneous receipts.....		221122-SM						
Miscellaneous receipts.....		221122-M	0.1	0.0	-0.7	0.0	0.0	0.0
Natural gas distribution.....	2212		-2.3	0.5	1.4	0.3	-3.0	-2.9
Natural gas distribution.....	22121		-2.3	0.5	1.4	0.3	-3.0	-2.9
Natural gas distribution.....	221210		-2.3	0.5	1.4	0.3	-3.0	-2.9
Primary products.....		221210-P	-2.3	0.5	1.8	0.3	-3.1	-3.0
Natural gas to ultimate consumers.....		221210-11	-4.5	0.7	0.8	0.3	-3.5	-3.7
Residential natural gas.....		221210-112	-2.3	0.0	1.1	0.2	-2.3	-2.4
New England residential natural gas.....		221210-1121	-0.4	-0.1	-0.2	0.1	0.1	-0.8
Middle Atlantic residential natural gas.....		221210-1122	2.2	2.5	3.3	-0.3	-0.2	-0.6
East North Central residential natural gas.....		221210-1123	-6.4	-2.4	0.7	-0.2	-3.3	-1.5
West North Central residential natural gas.....		221210-1124	-8.6	1.1	-0.2	2.3	-5.2	-0.9
South Atlantic residential natural gas.....		221210-1125	1.3	0.7	-1.5	-0.5	-1.1	-2.9
East South Central residential natural gas.....		221210-1126	-10.0	-2.4	-1.1	0.6	-2.5	-6.6
West South Central residential natural gas.....		221210-1127	4.3	0.7	4.4	-0.4	-4.8	-2.6
Mountain residential natural gas.....		221210-1128	-12.7	0.1	-2.3	0.0	-0.6	-4.3
Pacific residential natural gas.....		221210-1129	-0.1	-1.8	1.7	1.5	-4.3	-5.8
Commercial natural gas.....		221210-113	-4.3	0.9	0.0	0.4	-3.4	-5.4
New England commercial natural gas.....		221210-1131	2.2	-0.1	0.3	0.2	0.2	-0.7
Middle Atlantic commercial natural gas.....		221210-1132	2.1	1.2	4.9	-1.2	-0.9	-1.3
East North Central commercial natural gas.....		221210-1133	-3.3	1.3	-1.8	1.5	-3.6	-2.0
West North Central commercial natural gas.....		221210-1134	-11.7	2.7	-0.6	3.0	-9.6	-4.2
South Atlantic commercial natural gas.....		221210-1135	-4.6	1.6	-4.4	1.3	0.4	-3.9
East South Central commercial natural gas.....		221210-1136	-22.4	-0.9	-4.8	-1.6	-5.2	-5.8
West South Central commercial natural gas.....		221210-1137	6.5	1.1	1.4	1.5	-4.7	-4.7
Mountain commercial natural gas.....		221210-1138	-17.7	0.2	-2.5	-2.5	-0.6	-6.5
Pacific commercial natural gas.....		221210-1139	-5.1	0.1	1.4	1.0	-8.9	-20.3
Industrial natural gas.....		221210-114	-4.9	0.0	-0.4	0.5	-3.6	-6.4
New England industrial natural gas.....		221210-1141	-1.0	-0.1	2.5	0.3	0.3	-0.9
Middle Atlantic industrial natural gas.....		221210-1142	-9.0	1.0	-0.6	-0.1	-1.5	-0.6
East North Central industrial natural gas.....		221210-1143	-0.8	4.9	-0.1	2.0	-4.6	-9.4
West North Central industrial natural gas.....		221210-1144	1.8	1.3	0.8	-1.4	-4.3	-2.6

See footnotes at end of table.

Table 12. Producer price index percentage changes for the net output of selected industries and their products, not seasonally adjusted — Continued
 [April 2024]

Title ¹	Industry code	Product code	Unadjusted 12-month percent change ²	Unadjusted 1-month percent change ²				
				Apr. 2023 to Apr. 2024 ^P	Nov. to Dec.	Dec. to Jan. ^P	Jan. to Feb. ^P	Feb. to Mar. ^P
Natural gas distribution - Continued								
South Atlantic industrial natural gas.....		221210-1145	-0.5	1.3	-0.9	0.3	-3.6	-3.0
East South Central industrial natural gas.....		221210-1146	-11.5	-3.6	-1.4	-1.3	-2.0	-5.6
West South Central industrial natural gas.....		221210-1147	-1.2	-6.2	1.5	0.6	-5.0	-8.6
Mountain industrial natural gas.....		221210-1148	1.9	0.0	-0.6	2.7	-3.6	-0.6
Pacific industrial natural gas.....		221210-1149	-16.8	6.2	-4.0	0.1	-1.9	-8.5
To electric power.....		221210-115	-7.2	1.8	0.9	0.3	-5.2	-4.3
Delivered to ultimate consumers for the account of others (transportation only).....		221210-12	10.2	-0.5	7.8	0.3	-0.7	0.5
Industrial consumer.....		221210-122	20.3	1.2	13.6	0.4	-1.6	1.1
Other consumers.....		221210-123	4.2	-1.6	4.1	0.2	-0.1	0.0
Secondary products and miscellaneous receipts.....		221210-SM						
Miscellaneous receipts.....		221210-M	0.8	0.3	0.1	0.2	-0.2	-0.3
Construction industries								
New industrial building construction.....	236211		-0.5	0.0	0.4	-0.1	0.0	-0.2
Primary products.....		236211-P	-0.5	0.0	0.4	-0.1	0.0	-0.2
New warehouse building construction.....	236221		-0.3	-0.1	0.0	-0.1	0.1	0.4
Primary products.....		236221-P	-0.3	-0.1	0.0	-0.1	0.1	0.4
New school building construction.....	236222		-0.7	-0.1	0.5	0.0	-0.1	0.3
Primary products.....		236222-P	-0.7	-0.1	0.5	0.0	-0.1	0.3
New office building construction.....	236223		-1.4	0.2	0.3	0.0	0.3	0.1
Primary products.....		236223-P	-1.4	0.2	0.3	0.0	0.3	0.1
New health care building construction.....	236224		-1.5	0.1	0.2	0.0	-0.2	0.0
Primary products.....		236224-P	-1.5	0.1	0.2	0.0	-0.2	0.0
Concrete contractors, nonresidential building work.....	23811X		0.3	0.2	0.8	-0.2	0.2	0.7
Primary products.....		23811X-P	0.3	0.2	0.8	-0.2	0.2	0.7
Roofing contractors, nonresidential building work.....	23816X		1.4	0.0	0.3	0.3	0.1	0.7
Primary products.....		23816X-P	1.4	0.0	0.3	0.3	0.1	0.7
Electrical contractors, nonresidential building work.....	23821X		-2.4	0.0	-0.3	0.1	0.0	-0.6
Primary products.....		23821X-P	-2.4	0.0	-0.3	0.1	0.0	-0.6
Plumbing, heating and air-conditioning contractors, nonresidential building work.....	23822X		1.7	-0.2	0.4	-0.1	-0.1	0.0
Primary products.....		23822X-P	1.7	-0.2	0.4	-0.1	-0.1	0.0
Manufacturing								
Total manufacturing industries.....			1.2	-1.3	0.3	1.8	0.5	0.8
Food mfg.....	311		1.5	0.3	-0.7	0.6	0.9	0.5
Animal food mfg.....	3111		-7.9	-0.2	-0.4	-1.1	-1.0	-0.4
Animal food mfg.....	31111		-7.9	-0.2	-0.4	-1.1	-1.0	-0.4
Dog and cat food manufacturing.....	311111		0.7	0.0	0.0	0.6	0.0	0.0
Primary products.....		311111-P	0.7	0.0	0.0	0.6	0.0	0.0
Dog food.....		311111-1	0.7	0.0	0.0	0.6	0.0	0.0
Canned dog food.....		311111-11	2.0	0.0	0.0	2.0	0.0	0.0
Dry and semi moist dog food.....		311111-14	0.4	0.0	0.0	0.3	0.0	0.0
Cat food.....		311111-4	0.7	0.0	0.0	0.5	0.0	0.0
Canned cat food.....		311111-44	0.5	0.0	0.0	0.5	0.0	0.0
Dry and semi moist cat food.....		311111-45	0.7	0.0	0.0	0.6	0.0	0.0
Secondary products and miscellaneous receipts.....		311111-SM						
Miscellaneous receipts.....		311111-M1	0.0	0.0	0.0	0.0	0.0	0.0
Other animal food manufacturing.....	311119		-13.9	-0.3	-0.6	-2.4	-1.8	-0.7
Primary products.....		311119-P	-14.5	-0.3	-0.6	-2.6	-1.9	-0.7
Complete swine feed, supplements, concentrates, and premixes.....		311119-B	-4.7	-0.3	0.4	-1.4	-0.1	1.6
Complete beef cattle feed, supplements, concentrates, and premixes.....		311119-H	-11.4	-0.1	-0.6	-0.6	-2.3	-1.3
Poultry, exc. chicken and turkey, and livestock, exc. cattle and swine, feed.....		311119-N	-0.7	0.2	0.0	-0.5	-0.6	0.1
Pet (excluding dog and cat), laboratory, and fur animal feed.....		311119-R	-7.9	0.3	-3.0	-1.3	-0.6	-1.1
Chicken and turkey feed, supplements, concentrates, and premixes.....		311119-1	-22.7	-1.7	-2.4	-3.9	-2.5	-1.1
Complete dairy cattle feed, supplements, concentrates, and premixes.....		311119-5	-16.7	1.3	2.1	-4.5	-3.0	-2.0
Other prepared animal feeds, including feeding materials and adjuncts.....		311119-9	-14.3	0.1	-0.9	-1.2	-1.6	-0.3
Secondary products and miscellaneous receipts.....		311119-SM						
Miscellaneous receipts.....		311119-M	-5.5	-0.2	0.0	-0.8	-1.0	-0.6
Secondary products.....		311119-S	-0.4	0.0	-0.5	0.0	0.0	0.1
Grain & oilseed milling.....	3112		-7.5	-0.8	0.7	-2.2	-0.7	-0.3

See footnotes at end of table.

Table 12. Producer price index percentage changes for the net output of selected industries and their products, not seasonally adjusted — Continued
 [April 2024]

Title ¹	Industry code	Product code	Unadjusted 12-month percent change ²	Unadjusted 1-month percent change ²				
				Apr. 2023 to Apr. 2024 ^P	Nov. to Dec.	Dec. to Jan. ^P	Jan. to Feb. ^P	Feb. to Mar. ^P
Flour milling & malt mfg.	31121		-10.1	0.1	-0.9	-1.2	-0.9	-0.4
Flour milling.	311211		-12.1	0.1	-1.0	-1.7	-1.6	-0.7
Primary products.		311211-P	-12.4	0.1	-1.0	-1.8	-1.7	-0.7
Prepared flour mixes, including refrigerated and frozen doughs and batters, made in flour mills.		311211-A	-1.2	0.0	-0.2	0.0	0.0	-0.1
Wheat flour (except flour mixes), made in flour mills.		311211-1	-10.3	1.5	-1.0	-0.5	-2.5	-1.3
Wheat mill products, except flour.		311211-4	-32.8	-3.4	-2.9	-9.5	-4.1	-1.2
Corn mill products.		311211-7	-9.0	-0.1	-0.9	-0.5	-0.1	0.4
Other grain mill products.		311211-9	-13.5	-1.5	0.6	-3.5	0.4	-0.7
Secondary products and miscellaneous receipts.		311211-SM						
Miscellaneous receipts.		311211-M	-21.9	-1.0	-4.9	-2.1	-1.3	2.1
Rice milling.	311212		-7.3	-0.1	-0.8	0.1	0.7	0.6
Primary products.		311212-P	-7.3	-0.1	-0.8	0.1	0.7	0.6
Milled rice and byproducts.		311212-0	-7.3	-0.1	-0.8	0.1	0.7	0.6
Milled rice (incl second heads, screenings, brewers, bran, sharps, rice flour, and byproducts).		311212-04	-11.7	-1.6	-1.3	0.3	0.8	0.5
Head rice not packaged with other ingredients.		311212-06	-6.2	1.1	-0.6	-0.5	0.4	0.5
Malt manufacturing.	311213		1.9	0.0	-0.7	0.2	0.7	-0.6
Primary products.		311213-P	1.8	0.0	-0.8	0.2	0.7	-0.6
Malt and malt byproducts.		311213-0	1.8	0.0	-0.8	0.2	0.7	-0.6
Secondary products and miscellaneous receipts.		311213-SM1						
Starch & vegetable fats & oils mfg.	31122		-9.8	-1.3	1.2	-3.1	-0.8	-0.4
Wet corn milling and starch manufacturing.	311221		-17.2	-0.9	-0.2	-4.4	-1.5	-2.6
Primary products.		311221-P	-17.3	-0.7	-0.1	-4.2	-1.5	-2.7
Wet process corn byproducts.		311221-A	-28.2	0.2	0.6	-3.3	-3.5	-3.7
Corn sweeteners, made by wet milling.		311221-1	-9.9	-2.0	-1.0	0.5	-2.7	-1.0
Manufactured starch, made by wet milling.		311221-4	-12.5	0.6	0.6	-9.6	0.5	0.2
Secondary products and miscellaneous receipts.		311221-SM						
Soybean and other oilseed processing.	311224		-8.1	-1.1	1.9	-3.8	-1.1	0.4
Primary products.		311224-P	-5.7	-0.9	3.0	-3.6	-0.9	-0.6
Cottonseed cake, meal, hulls, and other byproducts.		311224-B	-17.6	-1.4	-1.6	-1.3	-0.9	-2.0
Cottonseed cake and meal.		311224-B1	-16.2	0.0	0.0	-1.1	-1.3	-2.7
Soybean oil.		311224-3	11.5	-0.8	-	-	-0.4	-0.5
Crude soybean oil, degummed, made from soybeans crushed in the same establishment.		311224-31	59.1	-1.2	70.8	-2.0	-0.2	0.1
Soybean oil, all other types.		311224-32	-22.4	-0.5	-6.1	-8.3	-0.7	-1.3
Soybean cake, meal, and other byproducts.		311224-4	-11.1	-0.2	-4.4	-2.1	-1.2	-1.6
Soybean cake and meal.		311224-41	-8.7	-0.1	-3.8	-1.8	-1.3	-0.7
Other soybean products, including isolates and concentrates.		311224-42	-30.0	-0.7	-9.7	-5.2	-0.2	-10.1
Cotton linters.		311224-7	-49.5	-4.6	1.0	1.1	0.0	1.0
Other crude and refined vegetable oils and other vegetable mill products.		311224-9	-5.2	0.1	-0.9	-0.6	-0.6	-0.1
Other crude vegetable oils, including linseed, peanut, sunflower, safflower, etc.		311224-91	-2.8	-0.2	-0.6	-0.7	-0.3	0.0
Other vegetable oil mill products, including all oil seed cake and meal.		311224-93	-7.0	0.5	-1.2	-0.4	-0.8	-0.2
Secondary products and miscellaneous receipts.		311224-SM						
Miscellaneous products.		311224-M	-10.8	7.4	3.2	0.1	-2.9	-2.9
Fats and oils refining and blending.	311225		-4.0	-2.6	1.3	0.7	0.8	-0.2
Primary products.		311225-P	-3.0	-1.7	-0.7	0.3	1.4	-0.5
Shortening and cooking oils.		311225-2	-1.9	-1.8	-1.7	0.4	1.9	-0.6
Margarine, butter blends, and butter substitutes.		311225-4	-	-1.7	2.8	-0.1	-0.3	-
Secondary products and miscellaneous receipts.		311225-SM						
Secondary products.		311225-S	-	-6.2	10.2	2.4	-1.3	-
Breakfast cereal manufacturing.	31123		9.3	0.0	1.7	0.0	0.1	0.0
Breakfast cereal manufacturing.	311230		9.3	0.0	1.7	0.0	0.1	0.0
Primary products.		311230-P	10.0	0.0	1.9	0.0	0.0	0.0
Breakfast cereal.		311230-1	10.0	0.0	1.9	0.0	0.0	0.0
Secondary products and miscellaneous receipts.		311230-SM						
Sugar & confectionery product mfg.	3113		14.8	0.5	0.4	3.6	2.4	3.6
Sugar mfg.	31131		15.2	0.0	1.3	6.7	1.6	-0.3
Beet sugar manufacturing.	311313		24.8	-0.3	5.1	10.1	1.8	0.4
Primary products.		311313-P	24.8	-0.3	5.1	10.2	1.8	0.4
Beet sugar.		311313-0	24.8	-0.3	5.1	10.2	1.8	0.4

See footnotes at end of table.

Table 12. Producer price index percentage changes for the net output of selected industries and their products, not seasonally adjusted — Continued
 [April 2024]

Title ¹	Industry code	Product code	Unadjusted 12-month percent change ²	Unadjusted 1-month percent change ²					
				Apr. 2023 to Apr. 2024 ^P	Nov. to Dec.	Dec. to Jan. ^P	Jan. to Feb. ^P	Feb. to Mar. ^P	Mar. to Apr. ^P
Beet sugar manufacturing - Continued									
Secondary products and miscellaneous receipts.....		311313-SM1							
Cane sugar manufacturing.....	311314		9.8	0.1	-0.8	4.5	1.5	-0.7	
Primary products.....		311314-P	9.9	0.1	-0.8	4.6	1.6	-0.7	
Raw cane sugar and sugarcane mill products and byproducts.....		311314-1	6.2	-0.3	-2.3	0.8	1.4	0.6	
Refined granulated cane sugar and byproducts.....		311314-3	12.4	0.4	0.2	7.1	1.7	-1.5	
Secondary products and miscellaneous receipts.....		311314-SM							
Nonchocolate confectionery mfg.....	31134		1.5	0.1	0.2	0.5	0.0	0.0	
Nonchocolate confectionery manufacturing.....	311340		1.5	0.1	0.2	0.5	0.0	0.0	
Primary products.....		311340-P	1.5	0.1	0.2	0.5	0.0	0.0	
Nonchocolate-type confectioneries.....		311340-5	2.0	0.1	0.2	0.7	0.0	0.0	
Other confectionery-type products.....		311340-7	0.0	0.0	0.0	0.0	0.0	0.0	
Secondary products and miscellaneous receipts.....		311340-SM							
Secondary products.....		311340-S	-	0.0	0.0	-	-	-	
Chocolate and confectionery manufacturing.....	31135		23.2	1.2	0.0	3.2	4.4	8.6	
Chocolate and confectionery mfg. from cacao.....	311351		59.8	3.7	0.2	6.9	13.3	19.3	
Primary products.....		311351-P	60.0	3.7	0.2	6.9	13.4	19.2	
Chocolate coatings, made from cacao beans.....		311351-1	55.5	5.6	0.1	7.1	13.4	12.6	
Chocolate/chocolate-type confectionery products, made from cacao beans.....		311351-4	3.9	0.0	0.0	3.7	0.0	0.0	
Other chocolate and cocoa products, made from cacao beans.....		311351-7	94.1	5.4	0.3	8.5	19.9	28.1	
Secondary products and miscellaneous receipts.....		311351-SM1							
Confectionery mfg. from purchased chocolate.....	311352		5.7	0.0	-0.1	1.4	-0.4	2.0	
Primary products.....		311352-P	6.1	0.0	-0.2	1.5	-0.4	2.2	
Chocolate/confectionery products, made from purchased chocolate.....		311352-3	6.1	0.0	-0.2	1.5	-0.4	2.2	
Secondary products and miscellaneous receipts.....		311352-SM							
Miscellaneous receipts.....		311352-M	15.1	0.0	1.6	0.0	0.0	0.0	
Fruit & vegetable preserving & specialty food mfg.....	3114		3.6	0.1	0.1	0.5	-0.7	0.1	
Frozen food manufacturing.....	31141		4.6	0.2	-0.2	0.1	0.0	0.3	
Frozen fruit and vegetable manufacturing.....	311411		9.4	0.1	-0.3	-0.3	-0.1	0.9	
Primary products.....		311411-P	9.6	0.2	-0.1	-0.5	-0.1	0.9	
Frozen fruits, juices, ades, drinks, and cocktails.....		311411-1	12.6	0.4	0.4	0.1	0.8	0.4	
Frozen fruits.....		311411-11	-3.5	1.0	1.0	0.1	1.9	1.1	
Frozen vegetables.....		311411-4	8.7	0.1	-0.2	-0.6	-0.4	1.1	
Frozen vegetables, other than potato products.....		311411-47	0.0	0.2	-0.6	0.8	0.2	-0.8	
Frozen potato products (French-fried, patties, puffs, etc.).....		311411-48	14.8	0.0	0.0	-1.4	-0.7	2.3	
Secondary products and miscellaneous receipts.....		311411-SM							
Miscellaneous receipts.....		311411-M	27.4	-1.8	-19.5	15.1	1.0	2.7	
Frozen specialty food manufacturing.....	311412		1.2	0.2	-0.2	0.4	0.0	-0.2	
Primary products.....		311412-P	1.3	0.2	-0.2	0.4	0.0	-0.1	
Frozen dinners (beef, pork, and poultry pies) and nationality foods, incl. frozen pizza.....		311412-1	0.7	0.1	-0.1	-0.1	0.3	-0.5	
Other frozen specialties, incl. all whipped topping, waffles, soups, etc., excluding seafood.....		311412-4	3.9	0.5	-0.4	2.4	-1.3	1.3	
Secondary products and miscellaneous receipts.....		311412-SM							
Secondary products.....		311412-S	-6.2	-0.7	-1.4	1.9	2.1	-3.3	
Fruit & vegetable canning, pickling & drying.....	31142		2.9	0.0	0.4	0.8	-1.1	-0.1	
Fruit and vegetable canning.....	311421		3.6	-0.1	0.0	1.3	-1.5	-0.3	
Primary products.....		311421-P	3.8	-0.1	0.6	0.4	-1.3	-0.2	
Canned catsup and other tomato based sauces.....		311421-D	7.2	-0.3	0.1	1.8	-3.9	0.1	
Canned jams, jellies, and preserves.....		311421-G	0.4	0.0	0.0	-0.1	0.0	0.1	
Canned and fresh fruit juices, nectars, and concentrates.....		311421-K	7.7	0.5	2.3	-0.2	-0.4	0.0	
Pickles and other pickled products, including horseradish.....		311421-Q	-1.4	0.0	0.0	0.2	0.0	0.0	
Canned fruits, excluding baby foods.....		311421-1	3.9	-0.7	0.2	1.0	-0.5	-0.3	
Canned vegetables.....		311421-5	-0.2	0.2	0.4	-0.6	-0.8	-1.0	
Secondary products and miscellaneous receipts.....		311421-SM							
Miscellaneous receipts.....		311421-M	1.1	1.8	-17.2	34.0	-8.9	-3.3	
Secondary products.....		311421-S	0.2	-2.2	0.3	0.8	-0.7	0.5	
Specialty canning.....	311422		0.7	0.2	0.3	0.0	0.3	0.0	
Primary products.....		311422-P	0.5	0.2	0.4	0.0	0.0	0.0	
Canned baby foods and other canned specialty/nationality foods.....		311422-5	1.0	0.8	0.0	0.5	0.3	0.0	
Canned soups and stews, excluding frozen and seafood.....		311422-6	0.4	0.0	0.6	-0.2	-0.1	0.0	

See footnotes at end of table.

Table 12. Producer price index percentage changes for the net output of selected industries and their products, not seasonally adjusted — Continued
 [April 2024]

Title ¹	Industry code	Product code	Unadjusted 12-month percent change ²	Unadjusted 1-month percent change ²				
				Apr. 2023 to Apr. 2024 ^P	Nov. to Dec.	Dec. to Jan. ^P	Jan. to Feb. ^P	Feb. to Mar. ^P
Specialty canning - Continued								
Canned dry beans.....		311422-7	0.0	0.0	0.0	0.0	0.0	0.0
Secondary products and miscellaneous receipts.....		311422-SM						
Dried and dehydrated food manufacturing.....	311423		3.5	0.3	1.8	-0.2	-1.7	0.4
Primary products.....		311423-P	2.2	0.4	1.4	-0.5	-2.0	0.1
Soup mixes (including dried/dehydrated/freeze-dried) and bouillon.....		311423-1	-0.2	0.0	0.0	0.0	0.0	0.0
Dried and dehydrated fruits and vegetables, including freeze-dried.....		311423-5	4.0	0.5	0.8	-0.1	-1.3	0.1
Secondary products and miscellaneous receipts.....		311423-SM						
Dairy product mfg.....	3115		0.1	-1.1	-0.9	0.9	1.0	-0.2
Dairy product (except frozen) mfg.....	31151		0.1	-1.2	-1.0	1.0	1.1	-0.2
Fluid milk manufacturing.....	311511		3.7	-0.3	-1.2	-0.2	1.2	0.4
Primary products.....		311511-P	3.7	-0.7	-1.3	-0.2	1.5	0.3
Yogurt, except frozen.....		311511-A	3.4	0.1	0.1	-0.1	0.0	0.0
Perishable dairy product alternatives, including plant-based.....		311511-D	-1.0	-0.1	-0.2	-0.1	-1.0	0.2
Perishable beverage dairy milk alternatives, including plant-based.....		311511-D1	-	-0.2	0.0	-0.1	-1.2	0.0
All other perishable dairy product alternatives, including plant-based.....		311511-D2	-	0.0	-1.0	-0.1	0.0	1.1
Fluid milk and cream, bulk sales.....		311511-1	11.1	-5.7	-3.2	2.2	2.7	1.2
Fluid milk and related products, packaged (incl. cartons, bottles, cans, etc.) excl. U.H.T.....		311511-5	3.2	0.2	-1.7	-0.9	2.2	0.8
Whole fluid milk, packaged, excluding U.H.T. and flavored.....		311511-51	3.0	0.1	-2.6	-1.2	2.3	1.0
Fluid milk, lowfat, incl. 2.0, 1.0, and 0.5 percent packaged, excl. U.H.T. and flavored.....		311511-52	2.0	1.3	-1.2	-1.1	2.5	0.6
Fat free or skim milk, packaged, excluding U.H.T. and flavored.....		311511-53	0.1	2.5	1.5	-1.3	1.5	0.1
Other fluid milk related products, incl. heavy & light cream, unflavored sour cream, etc.....		311511-59	6.3	-1.9	-2.2	-0.2	2.0	0.9
Cottage cheese (including bakers', pot, and farmers' cheese).....		311511-7	3.2	0.0	0.1	0.1	0.4	-0.1
Other packaged milk products incl. flavored milks, eggnog, buttermilk, etc.....		311511-9	0.7	0.6	-0.6	-0.1	1.0	-2.5
Secondary products and miscellaneous receipts.....		311511-SM						
Secondary products.....		311511-S	4.8	2.5	0.0	-0.6	-0.7	1.1
Creamery butter manufacturing.....	311512		24.1	-6.4	0.4	5.0	4.1	3.3
Primary products.....		311512-P	24.1	-6.4	0.4	5.0	4.1	3.3
Creamery butter.....		311512-0	24.1	-6.4	0.4	5.0	4.1	3.3
Cheese manufacturing.....	311513		-8.9	-1.9	-1.7	1.4	0.0	-1.2
Primary products.....		311513-P	-6.9	-1.5	-2.1	1.3	-0.4	-0.9
Raw liquid whey.....		311513-A	36.5	5.5	14.6	6.9	1.6	4.3
Natural cheese (cheddar, Swiss, Italian, brick, cream, grated, dried etc.) excl. cottage cheese.....		311513-1	-7.9	-1.6	-1.9	1.1	-0.5	-1.1
Natural cheese, except lowfat, shipped in consumer packages or containers (3 lbs. or less).....		311513-1111	-1.4	0.0	-0.6	0.1	0.0	0.0
Natural cheese, except lowfat, shipped in packages or containers (more than 3 lbs.) or bulk.....		311513-1121	-13.7	-2.6	-3.1	2.1	-1.5	-2.0
Lowfat natural cheese, except cottage cheese, shipped in consumer packages (3 lbs. or less).....		311513-1131	0.4	0.0	0.1	0.1	-0.1	0.0
Lowfat natural cheese, except cottage cheese, shipped in packages (more than 3 lbs.) or in bulk.....		311513-1141	-18.1	-5.5	-4.6	2.8	-0.3	-3.2
Process cheese and related products.....		311513-4	-4.5	-1.5	-4.1	2.2	-0.1	-0.5
Process cheese, shipped in consumer packages or containers (3 lbs. or less).....		311513-41	-4.7	-0.9	-2.6	2.3	0.2	-1.5
All other process cheese and related products.....		311513-49	-4.3	-2.0	-5.3	2.1	-0.2	0.4
Process cheese, shipped in packages or containers (more than 3 lbs.) or in bulk.....		311513-4921	0.0	-1.5	-5.0	-2.5	0.3	2.7
Cheese food, spread, and other related products.....		311513-4961	-8.1	-2.6	-5.5	6.7	-0.8	-1.7
Secondary products and miscellaneous receipts.....		311513-SM						
Miscellaneous receipts.....		311513-M	2.4	-0.9	-2.4	-0.2	0.7	0.7
Secondary products.....		311513-S	-23.8	-5.5	2.4	2.4	4.2	-3.4
Dry, condensed, and evaporated dairy products.....	311514		4.0	0.4	0.8	1.7	1.8	-1.2
Primary products.....		311514-P	2.7	1.9	1.1	1.6	1.6	-1.4
Ice cream mixes and related products.....		311514-A	0.3	-2.8	-1.1	-0.4	1.9	0.3
Dairy product alternatives, including plant-based.....		311514-D	7.1	0.0	0.0	0.0	0.7	0.0
Dry milk products and mixtures.....		311514-1	1.9	3.8	0.6	2.8	2.3	-2.4
Milk products, shipped in consumer-type cans, excluding substitutes.....		311514-5	4.1	-0.5	2.9	0.0	0.1	0.5
Concentrated milk products shipped in bulk (barrels, drums, and tanks).....		311514-7	-2.9	-0.3	5.7	0.0	1.4	-1.9
Secondary products and miscellaneous receipts.....		311514-SM						
Secondary products.....		311514-S	18.1	-12.5	-2.2	2.6	4.1	1.1
Ice cream and frozen dessert mfg.....	31152		0.6	0.3	0.1	0.1	-0.1	0.0
Ice cream and frozen dessert manufacturing.....	311520		0.6	0.3	0.1	0.1	-0.1	0.0

See footnotes at end of table.

Table 12. Producer price index percentage changes for the net output of selected industries and their products, not seasonally adjusted — Continued
 [April 2024]

Title ¹	Industry code	Product code	Unadjusted 12-month percent change ²	Unadjusted 1-month percent change ²				
				Apr. 2023 to Apr. 2024 ^P	Nov. to Dec.	Dec. to Jan. ^P	Jan. to Feb. ^P	Feb. to Mar. ^P
Ice cream and frozen dessert manufacturing - Continued								
Primary products.....		311520-P	0.7	0.3	0.1	0.1	-0.1	0.0
Ice cream and frozen dessert manufacturing.....		311520-0	0.7	0.3	0.1	0.1	-0.1	0.0
Ice cream, incl. custards (excl. lowfat and nonfat) shipped in bulk (containers 3 gal or more).....		311520-01	1.9	0.4	-0.4	-0.3	1.0	0.5
Ice cream, incl. custards (excl. lowfat and nonfat) shipped in sizes less than 3 gallons.....		311520-02	0.4	0.2	0.3	0.0	-0.4	-0.1
Ice cream, including custards (excluding lowfat and nonfat), novelty forms.....		311520-03	0.6	-0.1	-0.1	0.4	0.2	0.1
Ice cream, including custards, lowfat and nonfat.....		311520-04	0.4	0.4	0.0	0.0	-0.7	0.6
Frozen desserts containing fats other than butterfat (incl. soy, rice, almond, oats, etc.).....		311520-06	1.2	-0.1	0.1	0.0	0.0	0.0
Other frozen desserts (yogurt, sherbet, water ices, mellorine, frozen pudding, gelato, etc.).....		311520-09	1.9	1.6	0.0	0.4	-0.2	0.0
Secondary products and miscellaneous receipts.....		311520-SM						
Miscellaneous receipts.....		311520-M	0.7	0.3	-0.7	0.3	0.0	0.0
Secondary products.....		311520-S	-0.5	0.1	-0.4	0.0	0.0	0.1
Animal slaughtering & processing.....	31161		5.6	1.9	-2.7	0.7	2.7	2.1
Animal, except poultry, slaughtering.....	311611		12.9	5.6	-3.8	0.2	2.0	0.5
Primary products.....		311611-P	13.1	5.7	-3.8	0.2	2.0	0.5
Pork, fresh/frozen, unprocessed, all cuts, except sausage, made in slaughtering plants.....		311611-A	40.1	36.1	-7.1	-4.7	-0.4	4.4
Pork, processed or cured, not canned or made into sausage, made in slaughtering plants.....		311611-G	3.2	2.2	-1.8	-6.1	9.7	-5.6
Fresh and processed sausage, deli, and cooked meats, made in slaughtering plants.....		311611-J	0.7	1.1	-2.7	-1.9	1.0	2.8
Hides, skins, and pelts, made in slaughtering plants.....		311611-Q	-14.4	-1.0	3.1	-8.0	-0.8	-1.0
Miscellaneous byproducts of slaughtering plants.....		311611-R	-3.7	-4.4	-3.3	-0.6	1.1	1.4
Beef, fresh or frozen, not canned or made into sausage, made in slaughtering plants.....		311611-1	10.9	-0.4	-3.1	2.8	2.6	-0.6
Beef, fresh/frozen whole/half carcass, not canned or made into sausage, misp.....		311611-10	6.0	-6.5	5.4	5.7	0.9	-3.9
Beef, fresh/frozen variety meats, not canned or made into sausage, made in slaughtering plants.....		311611-16	15.6	-1.3	1.4	3.1	2.7	2.4
Beef, fresh/frozen, primal and subprimal cuts, made in slaughtering plants.....		311611-17	11.0	0.2	-4.1	2.5	2.8	-0.5
Lamb/mutton, fresh or frozen, not canned or made into sausage, made in slaughtering plants.....		311611-7	3.0	0.2	0.1	1.9	0.1	0.0
Secondary products and miscellaneous receipts.....		311611-SM						
Secondary products.....		311611-S	-2.9	1.0	-1.7	0.0	-1.5	-0.3
Meat processed from carcasses.....	311612		1.3	-2.5	-2.0	0.6	2.1	2.8
Primary products.....		311612-P	1.5	-2.5	-2.0	0.6	2.1	2.8
Other processed, frozen, or cooked meats, made from purchased carcasses.....		311612-A	4.5	-3.3	-2.3	2.6	2.6	3.6
Boxed meat (beef, pork, lamb, etc.), made from purchased carcasses.....		311612-A1	8.9	-2.5	3.2	0.7	1.3	2.3
Frozen ground meat patties and other processed, frozen, or cooked meats, mfpc.....		311612-A5	3.0	-3.6	-4.2	3.3	3.1	4.1
Pork, processed or cured, not canned or made into sausage, mfpc.....		311612-1	-4.2	-4.0	-1.9	-0.8	0.7	3.3
Pork, sweet-pickled, dry-cured, or dry salt, not canned or made into sausage, mfpc.....		311612-11	-0.6	0.1	0.2	-0.8	0.0	0.1
Smoked hams and picnics, excluding canned, made from purchased carcasses.....		311612-12	-4.4	1.6	-1.5	-5.4	-4.8	8.3
Smoked slab bacon, made from purchased carcasses.....		311612-13	-9.0	-6.2	-3.4	-1.6	3.3	-1.2
Smoked sliced bacon, made from purchased carcasses.....		311612-14	-1.4	-3.8	-3.5	2.2	4.3	3.5
Other smoked pork, not canned or made into sausage, made from purchased carcasses.....		311612-15	-2.5	-0.5	0.4	-1.3	0.6	-0.8
Boiled ham, barbecue pork, and other cooked pork, except canned meats and sausage, mfpc.....		311612-16	-14.1	-18.5	0.0	0.0	0.0	0.0
Sausage and similar products, excluding canned, made from purchased carcasses.....		311612-4	1.2	-0.4	-2.1	-1.2	2.8	1.2
Fresh sausage (pork sausage, breakfast links, etc.), excluding canned, mfpc.....		311612-41	6.5	1.9	-5.2	0.9	4.9	5.3
Dry or semidry sausage (salami, cervelat, pepperoni, summer sausage, pork roll, etc), mfpc.....		311612-42	-5.5	-3.3	-0.8	-3.7	3.4	-2.0
Frankfurters, including wieners, excluding canned, made from purchased carcasses.....		311612-43	1.3	-0.4	-0.7	-0.7	0.6	-0.1
Other sausage (smoked or cooked) & jellied goods & similar preparations, excluding canned, mfpc.....		311612-44	3.6	0.8	-0.3	-0.9	0.3	0.3
Secondary products and miscellaneous receipts.....		311612-SM						
Secondary products.....		311612-S	-3.7	-1.5	-2.0	-0.8	1.7	2.5
Rendering and meat byproduct processing.....	311613		-25.4	-4.7	-7.8	-6.0	-2.4	-1.4
Primary products.....		311613-P	-25.4	-4.7	-7.8	-5.7	-2.5	-1.5
Lard, inedible tallow, and other greases, excluding wool grease.....		311613-2	-24.3	-5.8	-6.4	-4.7	-2.8	-0.3
Animal and marine feed and fertilizer byproducts.....		311613-5	-26.0	-4.1	-8.6	-6.2	-2.3	-2.1

See footnotes at end of table.

Table 12. Producer price index percentage changes for the net output of selected industries and their products, not seasonally adjusted — Continued
 [April 2024]

Title ¹	Industry code	Product code	Unadjusted 12-month percent change ²	Unadjusted 1-month percent change ²				
			Apr. 2023 to Apr. 2024 ^P	Nov. to Dec.	Dec. to Jan. ^P	Jan. to Feb. ^P	Feb. to Mar. ^P	Mar. to Apr. ^P
Rendering and meat byproduct processing - Continued								
Meat and bone meal.....		311613-51	-39.1	-7.3	-15.3	-9.9	-2.1	-3.7
Animal and marine feed and fertilizer byproducts, except meat and bone meal...		311613-52	-13.9	-1.3	-3.1	-3.6	-2.5	-1.1
Secondary products and miscellaneous receipts.....		311613-SM						
Poultry processing.....	311615		1.9	0.6	-0.7	2.3	4.7	4.5
Primary products.....		311615-P	1.9	0.6	-0.6	2.3	4.8	4.5
Processed poultry and small game (except soups), containing 20 percent or more poultry or meat.....		311615-D	8.7	-2.8	-2.1	7.6	11.2	7.0
Young chickens, including bulk, chilled, frozen, whole, and in parts.....		311615-1	6.8	2.9	-1.1	1.5	3.2	4.8
Turkeys (including frozen, whole, and parts).....		311615-7	-26.6	-2.7	4.3	-2.9	0.4	-0.8
Other poultry and small game (including frozen), whole, and parts.....		311615-9	-5.6	3.2	-0.8	-4.7	0.0	-1.0
Secondary products and miscellaneous receipts.....		311615-SM						
Secondary products.....		311615-S	-7.8	5.2	-6.1	-3.5	-5.1	-0.3
Seafood product preparation & packaging.....	3117		-1.1	-0.7	0.2	0.6	0.8	0.4
Seafood product preparation and packaging.....	31171		-1.1	-0.7	0.2	0.6	0.8	0.4
Seafood product preparation and packaging.....	311710		-1.1	-0.7	0.2	0.7	0.8	0.4
Primary products.....		311710-P	-1.2	-0.7	0.2	0.7	0.8	0.4
Prepared frozen shellfish.....		311710-3	-6.2	0.7	0.8	1.6	0.1	1.2
Prepared fresh fish/seafood, inc. surimi/surimi-based products.....		311710-6	0.7	-1.4	0.9	0.6	-0.3	0.2
Prepared frozen fish.....		311710-7	-6.4	-1.3	0.0	0.8	0.9	0.9
Other prepared fresh and frozen seafood.....		311710-9	22.4	0.1	-0.3	0.4	4.9	-0.7
Secondary products and miscellaneous receipts.....		311710-SM						
Secondary products.....		311710-S	-	0.0	-	-	-	-
Bakeries & tortilla mfg.....	3118		2.2	-0.1	0.5	0.1	0.1	0.0
Bread & bakery product mfg.....	31181		2.6	-0.1	0.7	0.0	0.1	0.1
Retail bakeries.....	311811		4.8	0.2	1.1	0.2	0.0	0.7
Primary products.....		311811-P	5.1	0.2	0.7	0.3	0.0	0.8
Retail bakery products.....		311811-0	5.1	0.2	0.7	0.3	0.0	0.8
Secondary products and miscellaneous receipts.....		311811-SM						
Miscellaneous receipts.....		311811-M	-	0.0	0.6	0.0	0.0	0.0
Commercial bakeries.....	311812		2.3	0.0	0.0	0.1	0.2	0.0
Primary products.....		311812-P	2.6	0.0	0.0	0.1	0.3	0.0
Bread (white, wheat, rye, etc.), including frozen.....		311812-1	3.3	0.2	-0.2	0.1	0.6	-0.5
White pan bread.....		311812-15	3.0	0.2	-0.3	0.3	1.0	-1.1
White hearth bread (French, Italian, etc.).....		311812-16	2.0	0.0	0.1	-0.2	0.0	0.2
Dark wheat breads (whole wheat, cracked wheat, multigrain, etc.).....		311812-17	7.0	0.1	0.1	0.2	0.2	-0.2
Other variety breads (rye, unleavened, raisin, potato, self-rising, salt-free, canned, etc.).....		311812-18	1.4	0.2	-0.6	0.0	0.3	0.1
Rolls, bread-type (including muffins, bagels, and croissants), including frozen.....		311812-5	0.7	-0.2	0.0	0.4	-0.1	0.0
Rolls, hamburger and wiener.....		311812-51	-1.9	0.0	0.0	0.9	-0.1	0.1
All other rolls, bread-type (incl. muffins, bagels, and croissants).....		311812-59	2.9	-0.3	0.1	0.0	0.0	-0.1
Soft cakes, excluding frozen.....		311812-7	5.1	0.2	0.5	-0.9	0.2	-0.2
Pies (fruit, cream, and custard), excluding frozen.....		311812-8	-	0.2	0.2	-0.6	0.2	-0.1
Other sweet goods, excluding frozen.....		311812-9	3.9	0.1	0.0	0.1	0.4	1.2
Secondary products and miscellaneous receipts.....		311812-SM						
Secondary products.....		311812-S	-1.2	0.0	0.0	-0.3	-0.5	0.4
Frozen cakes and other pastries manufacturing.....	311813		2.9	-1.2	4.1	-0.5	-0.2	0.1
Primary products.....		311813-P	2.0	-1.4	3.7	-0.6	-0.2	0.1
Frozen cakes, pies, and other pastries.....		311813-0	2.0	-1.4	3.7	-0.6	-0.2	0.1
Secondary products and miscellaneous receipts.....		311813-SM						
Secondary products.....		311813-S	11.0	0.5	8.4	0.0	0.0	0.0
Cookie, cracker & pasta mfg.....	31182		0.7	0.0	-0.2	0.0	0.0	0.0
Cookie and cracker manufacturing.....	311821		2.0	0.0	0.0	0.0	0.0	0.0
Primary products.....		311821-P	2.3	0.0	0.0	0.0	0.0	0.0
Crackers, biscuits, and related products.....		311821-2	0.1	0.0	0.0	0.0	0.0	0.0
Saltines and all other crackers, cracker meal and crumbs, and biscuits.....		311821-24	0.1	0.0	0.0	0.0	0.0	0.0
Cookies, wafers, and ice cream cones and cups (excluding frozen).....		311821-4	3.8	0.0	0.0	0.0	0.0	0.0
Secondary products and miscellaneous receipts.....		311821-SM						
Secondary products.....		311821-S	-	0.0	0.0	0.0	0.0	-
Dry pasta, dough, and flour mixes manufacturing from purchased flour.....	311824		-0.3	0.1	-0.4	0.0	0.0	-0.1
Primary products.....		311824-P	-0.6	0.1	-0.5	-0.1	-0.1	0.1

See footnotes at end of table.

Table 12. Producer price index percentage changes for the net output of selected industries and their products, not seasonally adjusted — Continued
 [April 2024]

Title ¹	Industry code	Product code	Unadjusted 12-month percent change ²	Unadjusted 1-month percent change ²				
				Apr. 2023 to Apr. 2024 ^P	Nov. to Dec.	Dec. to Jan. ^P	Jan. to Feb. ^P	Feb. to Mar. ^P
Dry pasta, dough, and flour mixes manufacturing from purchased flour - Continued								
Prepared flour mixes (incl refrigerated & frozen doughs & batters) made from purchased flour.....		311824-1	0.8	0.1	0.1	0.2	-0.1	0.1
Flour mixes (refrigerated & frozen doughs & batters), ex cake mixes, made from purchased flour.....		311824-12	0.5	0.1	0.1	0.2	-0.1	0.2
Dry macaroni, spaghetti and egg noodle products (excluding canned or frozen)...		311824-3	-3.2	0.0	-1.8	-0.6	0.0	0.0
Secondary products and miscellaneous receipts.....		311824-SM						
Secondary products.....		311824-S	3.7	0.0	-0.1	0.0	0.0	-0.1
Tortilla mfg.....	31183		6.7	-0.4	2.0	0.9	-0.1	-0.8
Tortilla manufacturing.....	311830		6.7	-0.4	2.0	0.9	-0.1	-0.8
Primary products.....		311830-P	7.1	-0.4	2.2	0.9	-0.1	-0.8
Tortillas, sold in bulk or packages, excluding frozen or canned.....		311830-0	7.1	-0.4	2.2	0.9	-0.1	-0.8
Secondary products and miscellaneous receipts.....		311830-SM						
Miscellaneous receipts.....		311830-M	2.2	0.0	-0.6	0.0	0.0	0.0
Secondary products.....		311830-S	-1.4	0.3	-0.2	0.7	1.4	-1.3
Other food manufacturing.....	3119		0.1	0.2	0.1	1.9	1.1	-0.8
Snack food mfg.....	31191		8.4	0.2	0.2	1.6	4.9	-2.7
Roasted nuts and peanut butter manufacturing.....	311911		1.9	0.6	0.7	-0.1	1.6	-0.4
Primary products.....		311911-P	2.0	0.9	0.8	-0.1	1.7	-0.5
Nuts and seeds (salted, roasted, cooked, or blanched).....		311911-1	2.6	0.5	1.0	0.0	2.2	-0.4
Nuts (salted, roasted, cooked, or blanched), sold in bulk.....		311911-11	2.7	0.6	1.2	0.0	2.4	-0.5
Canned nuts (salted, roasted, cooked, or blanched).....		311911-12	3.3	0.4	-1.5	1.2	-1.0	0.1
All other packaged nuts, including all types of seeds (salted, roasted, cooked, or blanched).....		311911-13	-0.1	-0.9	-0.3	0.1	0.0	-0.1
Peanut butter.....		311911-4	-2.2	3.8	-1.3	-1.0	-2.0	-0.7
Secondary products and miscellaneous receipts.....		311911-SM						
Secondary products.....		311911-S	7.8	0.0	-0.4	0.0	-0.1	0.7
Other snack food manufacturing.....	311919		11.5	0.0	0.0	2.4	6.3	-3.7
Primary products.....		311919-P	11.0	0.0	0.0	1.7	6.5	-3.8
Potato chips and sticks, plain and flavored.....		311919-1	16.5	0.0	0.0	1.2	2.6	1.0
Corn chips and related products.....		311919-4	4.0	0.0	0.0	1.7	14.9	-11.5
Other chips, sticks (hard pretzels, bacon rinds, popcorn (except candied), etc.)...		311919-7	12.6	0.0	0.0	2.6	2.0	0.0
Secondary products and miscellaneous receipts.....		311919-SM						
Coffee & tea mfg.....	31192		4.9	0.2	-0.2	-0.3	0.0	-0.6
Coffee and tea manufacturing.....	311920		4.9	0.2	-0.2	-0.3	0.0	-0.6
Primary products.....		311920-P	5.0	0.2	-0.2	-0.3	0.0	-0.6
Roasted coffee.....		311920-1	5.5	0.3	-0.2	-0.2	-0.1	-0.7
Coffee, concentrated, including coffee substitutes.....		311920-5	2.9	0.0	0.0	0.0	0.0	0.0
Tea in consumer packages.....		311920-7	0.8	-0.1	0.0	-0.7	0.3	0.1
Secondary products and miscellaneous receipts.....		311920-SM						
Miscellaneous receipts.....		311920-M	-	0.0	0.0	0.0	0.0	-
Flavoring syrup & concentrate mfg.....	31193		-0.5	0.0	0.8	0.0	0.0	0.0
Flavoring syrup and concentrate manufacturing.....	311930		-0.5	0.0	0.8	0.0	0.0	0.0
Primary products.....		311930-P	-0.6	0.0	0.5	0.0	0.0	0.0
Liquid beverage bases, excluding use by soft drink bottlers.....		311930-1	-11.6	0.0	-8.0	0.0	0.0	0.0
Soft drink flavoring syrup, sold in bulk.....		311930-6	6.0	0.0	5.9	0.0	0.0	0.0
Other flavoring agents (except chocolate syrups).....		311930-8	1.7	0.0	1.7	0.0	0.0	0.0
Secondary products and miscellaneous receipts.....		311930-SM						
Secondary products.....		311930-S	4.8	0.0	4.8	0.0	0.0	0.0
Seasoning & dressing mfg.....	31194		3.3	0.0	0.3	0.5	0.0	0.1
Mayonnaise, dressing, and sauce manufacturing.....	311941		4.5	0.1	0.1	0.4	-0.1	0.1
Primary products.....		311941-P	4.6	0.1	0.2	0.4	0.0	0.1
Vinegar and cider.....		311941-1	0.2	0.0	0.0	0.2	0.0	0.0
Prepared sauces, excluding tomato-based sauces and sauces comprised of 20 percent or more meat.....		311941-4	10.0	0.1	0.4	0.6	0.0	0.1
Mayonnaise, salad dressings, and sandwich spreads.....		311941-7	-0.4	0.0	-0.1	0.2	0.0	0.0
Spoon-type salad dressing incl. mayonnaise, sandwich spreads, refrigerated dressings, semisolid.....		311941-75	0.6	0.0	-0.2	0.4	0.0	0.0
Pourable-type salad dressing (reduced calorie, cheese, vinegar and oil, etc.)...		311941-76	-1.8	0.0	0.0	0.0	0.0	0.0
Secondary products and miscellaneous receipts.....		311941-SM						
Miscellaneous receipts.....		311941-M	0.0	0.0	0.0	0.0	0.0	0.0
Secondary products.....		311941-S	3.3	0.0	-0.4	0.4	-1.2	0.0

See footnotes at end of table.

Table 12. Producer price index percentage changes for the net output of selected industries and their products, not seasonally adjusted — Continued
 [April 2024]

Title ¹	Industry code	Product code	Unadjusted 12-month percent change ²	Unadjusted 1-month percent change ²				
			Apr. 2023 to Apr. 2024 ^P	Nov. to Dec.	Dec. to Jan. ^P	Jan. to Feb. ^P	Feb. to Mar. ^P	Mar. to Apr. ^P
Spice and extract manufacturing.....	311942		1.9	0.0	0.6	0.6	0.1	0.1
Primary products.....		311942-P	1.9	0.0	0.6	0.7	0.0	0.1
Table salt (evaporated), pepper (white and black), and other spices.....		311942-1	3.4	0.1	0.3	2.1	0.3	0.2
Pepper and other spices in commercial sizes (1 lb or more).....		311942-16	3.4	0.0	1.1	0.0	1.1	0.6
Flavoring extracts, emulsions, liquid flavors, and food colorings.....		311942-6	1.9	0.0	1.6	0.0	0.0	0.0
Dry mix food preparations.....		311942-7	0.8	0.0	0.2	0.0	-0.2	0.0
Secondary products and miscellaneous receipts.....		311942-SM						
Secondary products.....		311942-S	—	-0.1	—	—	—	—
All other food mfg.....	31199		-12.8	0.4	-0.3	5.3	-2.4	1.0
Perishable prepared food manufacturing.....	311991		4.6	0.1	-0.2	0.3	0.5	3.0
Primary products.....		311991-P	4.7	0.1	-0.2	0.3	0.5	3.1
Perishable prepared foods.....		311991-0	4.7	0.1	-0.2	0.3	0.5	3.1
Secondary products and miscellaneous receipts.....		311991-SM						
Miscellaneous receipts.....		311991-M	1.6	0.0	0.0	0.0	0.0	0.0
All other miscellaneous food manufacturing.....	311999		-26.5	0.7	-0.4	10.9	-5.3	-1.2
Primary products.....		311999-P	-28.6	0.0	-0.5	11.5	-5.4	-1.2
All other miscellaneous manufactured foods.....		311999-0	-28.6	0.0	-0.5	11.5	-5.4	-1.2
Secondary products and miscellaneous receipts.....		311999-SM						
Beverage & tobacco mfg.....	312		5.8	-0.2	1.3	1.4	0.2	0.0
Beverage mfg.....	3121		3.3	-0.4	1.6	1.0	0.3	-0.1
Soft drink & ice mfg.....	31211		5.6	-1.0	3.2	2.1	0.3	-0.2
Soft drink manufacturing.....	312111		6.3	-1.2	3.6	2.6	0.3	-0.3
Primary products.....		312111-P	6.3	-1.3	3.6	2.6	0.3	-0.3
Soft drinks, non-carbonated.....		312111-A	4.6	-9.1	5.6	3.9	0.3	-0.3
Soft drinks, non-carbonated, fruit drinks, cocktails, and ades.....		312111-A4	1.4	-13.8	7.6	2.7	-0.9	0.2
Soft drinks, non-carbonated, iced tea and other types.....		312111-A9	8.2	0.4	2.3	4.7	1.0	-0.6
Soft drinks, energy and sport.....		312111-B	—	—	—	3.2	2.1	-3.1
Soft drinks, carbonated, bottled, canned, glass, plastic.....		312111-2	7.4	2.1	2.9	2.0	-0.4	0.8
Secondary products and miscellaneous receipts.....		312111-SM						
Miscellaneous receipts.....		312111-M	18.6	0.2	3.5	4.7	0.3	2.0
Secondary products.....		312111-S	—	0.1	2.7	—	—	—
Bottled water manufacturing.....	312112		2.4	0.5	0.9	-0.4	-0.2	0.1
Primary products.....		312112-P	2.4	0.5	0.9	-0.4	-0.2	0.1
Bottled water.....		312112-0	2.4	0.5	0.9	-0.4	-0.2	0.1
Secondary products and miscellaneous receipts.....		312112-SM						
Ice manufacturing.....	312113		-0.8	0.6	-1.4	0.0	0.3	1.1
Primary products.....		312113-P	-2.3	0.6	-1.4	0.0	0.0	0.0
Ice, manufactured (cubed, crushed, etc.), including can or block.....		312113-0	-2.3	0.6	-1.4	0.0	0.0	0.0
Secondary products and miscellaneous receipts.....		312113-SM						
Miscellaneous receipts.....		312113-M	32.3	0.0	0.0	0.0	0.3	0.0
Breweries.....	31212		1.8	0.1	0.6	0.0	0.2	0.2
Breweries.....	312120		1.8	0.1	0.6	0.0	0.2	0.2
Primary products.....		312120-P	2.1	0.1	0.6	0.0	0.2	0.2
Canned beer and ale case goods.....		312120-1	0.9	0.0	0.3	-0.1	0.5	0.1
Bottled beer and ale case goods.....		312120-5	1.2	-0.1	0.4	0.0	0.1	0.0
Beer and ale in barrels and kegs.....		312120-7	3.7	0.2	0.9	0.1	0.0	0.5
All other malt beverages and brewing products.....		312120-9	2.1	1.1	1.5	0.4	0.0	-0.7
Secondary products and miscellaneous receipts.....		312120-SM						
Miscellaneous receipts.....		312120-M	0.0	0.0	0.0	0.0	0.0	0.0
Wineries.....	31213		1.8	0.2	-0.1	0.0	0.2	0.1
Wineries.....	312130		1.8	0.2	-0.1	0.0	0.2	0.1
Primary products.....		312130-P	1.8	0.3	-0.1	0.0	0.2	0.1
Wines, brandy, and brandy spirits.....		312130-0	1.8	0.3	-0.1	0.0	0.2	0.1
Wines, white, red, and rose grape, and other fruits, 14 percent or less alcohol...		312130-08	1.8	0.2	-0.1	0.0	0.3	0.1
Wines, white grape, 14 percent or less alcohol content.....		312130-0811	2.3	0.1	0.0	0.0	0.2	0.1
Wines, red grape, 14 percent or less alcohol content.....		312130-0821	1.2	0.2	-0.3	0.1	0.3	0.1
Wines, rose grape and other fruits and berries, 14 percent or less alcohol. ...		312130-0831	2.6	1.2	0.2	0.3	0.6	0.9
Wines, dessert, effervescent, and wine coolers.....		312130-09	4.1	0.8	-0.2	0.1	-3.0	0.4
All other wines, brandy, and brandy spirits.....		312130-0B	0.7	0.9	-0.2	-0.1	1.0	-0.9
Secondary products and miscellaneous receipts.....		312130-SM						
Miscellaneous receipts.....		312130-M	3.1	0.0	1.8	-1.8	0.0	0.0

See footnotes at end of table.

Table 12. Producer price index percentage changes for the net output of selected industries and their products, not seasonally adjusted — Continued
 [April 2024]

Title ¹	Industry code	Product code	Unadjusted 12-month percent change ²	Unadjusted 1-month percent change ²				
				Apr. 2023 to Apr. 2024 ^P	Nov. to Dec.	Dec. to Jan. ^P	Jan. to Feb. ^P	Feb. to Mar. ^P
Distilleries.....	31214		-1.8	0.0	0.0	0.2	1.0	0.0
Distilleries.....	312140		-1.8	0.0	0.0	0.2	1.0	0.0
Primary products.....		312140-P	-1.9	0.0	0.0	0.2	1.0	0.0
Distilled liquor, excluding brandy.....		312140-2	-4.3	0.0	0.0	-0.1	2.1	0.0
Distilled whiskey, all other distilled liquor, excluding brandy.....		312140-22	-4.3	0.0	0.0	-0.1	2.1	0.0
Bottled liquor, excluding brandy.....		312140-5	0.4	0.0	0.0	0.4	0.0	0.0
Bottled whiskey.....		312140-5B	0.1	0.0	0.0	0.1	0.0	0.0
Bottled gin, vodka, rum, cordials, cocktails, and similiar compounds.....		312140-5C	1.0	0.0	0.0	0.8	0.0	0.0
Secondary products and miscellaneous receipts.....		312140-SM						
Miscellaneous receipts.....		312140-M	4.1	0.0	0.0	1.1	-1.1	0.0
Secondary products.....		312140-S	-	-	-	-	-	-
Tobacco mfg.....	3122		10.2	0.0	0.8	2.1	0.1	0.1
Tobacco manufacturing.....	31223		10.2	0.0	0.8	2.1	0.1	0.1
Tobacco manufacturing.....	312230		10.2	0.0	0.8	2.1	0.1	0.1
Primary products.....		312230-P	10.2	0.0	0.8	2.1	0.1	0.1
Tobacco stemming and redrying.....		312230-0	3.0	0.2	0.4	0.0	2.4	0.0
Tobacco, unstemmed leaf, redried before packing.....		312230-01	5.3	0.4	0.4	0.0	4.3	0.0
Tobacco, stemmed.....		312230-04	-	0.0	0.4	0.0	0.0	-
Cigarettes, excluding electronic.....		312230-1	11.2	0.0	0.8	2.4	0.0	0.0
Other tobacco products.....		312230-9	5.4	0.0	0.6	0.3	0.0	1.2
Cigars.....		312230-91	2.7	0.0	0.0	0.0	0.0	0.2
Chewing and smoking tobacco.....		312230-94	6.2	0.0	0.8	0.4	0.0	1.4
Secondary products and miscellaneous receipts.....		312230-SM						
Textile mills.....	313		-0.9	0.2	0.1	-0.1	0.3	0.1
Fiber, yarn, and thread mills.....	3131		0.1	0.2	0.4	-0.3	1.3	0.2
Fiber, yarn, and thread mills.....	31311		0.1	0.2	0.4	-0.3	1.3	0.2
Fiber, yarn, and thread mills.....	313110		0.1	0.2	0.4	-0.3	1.3	0.2
Primary products.....		313110-P	0.1	0.2	0.4	-0.3	1.3	0.2
Spun yarns.....		313110-4	3.3	0.0	0.0	-0.1	2.5	0.0
Cotton spun yarns.....		313110-42	2.6	0.0	0.0	0.0	2.3	0.0
Rayon, acetate, and lyocell spun yarns.....		313110-45	0.0	0.0	0.0	0.0	0.0	0.0
Noncellulosic fiber and other natural fiber (excluding cotton and wool) spun yarns.....		313110-47	-1.9	0.0	0.0	-1.4	0.0	0.0
Other noncellulosic fiber & other natural fiber yarns, spun & finished in the same est.....		313110-475	-7.7	0.0	0.0	-3.1	0.0	0.0
Textured and twisted yarns.....		313110-6	-3.2	0.4	0.8	-0.4	0.0	0.5
Textured/crimped/bulked filament yarns, incl. stretch yarn, made from purchased filament yarn.....		313110-6H	-3.2	0.5	0.9	-0.5	-0.1	0.6
Fabric mills.....	3132		-0.3	0.2	0.1	0.2	0.1	0.2
Broadwoven fabric mills.....	31321		0.6	0.1	0.1	0.4	0.0	0.3
Broadwoven fabric mills.....	313210		0.6	0.1	0.1	0.4	0.0	0.3
Primary products.....		313210-P	0.6	0.1	0.1	0.3	0.0	0.4
Fabricated textile products, made in weaving mills.....		313210-W	5.6	-0.2	0.5	6.7	-2.6	3.1
Cotton broadwoven fabrics.....		313210-4	-0.4	0.0	0.2	-0.5	0.2	0.3
Manmade, silk, and other natural fiber (excluding cotton and wool) broadwoven fabrics.....		313210-8	0.6	0.3	0.0	0.1	0.1	0.2
Greige manmade, silk, and other natural fiber (exc cotton/wool) broadwoven fabrics.....		313210-81	0.3	0.4	-0.1	0.0	0.2	0.2
Finished manmade, silk, & natural fiber (exc cotton/wool) broadwoven, finished in weaving mills.....		313210-83	1.3	0.0	0.4	0.5	0.0	0.1
Secondary products and miscellaneous receipts.....		313210-SM						
Narrow fabric mills and schiffli embroidery.....	31322		3.0	1.3	0.6	0.1	-0.3	0.5
Narrow fabric mills and schiffli embroidery.....	313220		3.0	1.3	0.6	0.1	-0.3	0.5
Primary products.....		313220-P	3.0	1.3	0.6	0.1	-0.3	0.5
Woven narrow fabrics (12 inches or less in width).....		313220-2	4.3	1.9	0.9	0.1	-0.5	0.8
Braided narrow fabrics (12 inches or less in width).....		313220-4	0.6	-0.3	0.0	0.0	0.3	0.0
Secondary products and miscellaneous receipts.....		313220-SM						
Secondary products.....		313220-S	0.5	0.7	0.0	0.0	0.0	0.0
Nonwoven fabric mills.....	31323		-1.2	0.0	0.1	0.1	0.3	0.0
Nonwoven fabric mills.....	313230		-1.2	0.0	0.1	0.1	0.3	0.0
Primary products.....		313230-P	-1.2	0.0	0.1	0.1	0.3	0.0
Nonwoven fabrics.....		313230-1	-1.0	0.0	0.1	0.1	0.3	0.0

See footnotes at end of table.

Table 12. Producer price index percentage changes for the net output of selected industries and their products, not seasonally adjusted — Continued
 [April 2024]

Title ¹	Industry code	Product code	Unadjusted 12-month percent change ²	Unadjusted 1-month percent change ²				
				Apr. 2023 to Apr. 2024 ^P	Nov. to Dec.	Dec. to Jan. ^P	Jan. to Feb. ^P	Feb. to Mar. ^P
Nonwoven fabric mills - Continued								
Pressed, punched, or needled felts, excluding hats.....		313230-5	-5.4	-0.1	0.0	0.3	0.0	0.0
Secondary products and miscellaneous receipts.....		313230-SM1						
Knit fabric mills.....	31324		-0.2	0.1	0.1	0.1	0.0	0.0
Knit fabric mills.....	313240		-0.2	0.1	0.1	0.1	0.0	0.0
Primary products.....		313240-P	-0.2	0.1	0.1	0.1	0.0	0.0
Weft (circular) knit fabrics.....		313240-2	-1.0	0.2	0.0	0.1	0.0	0.0
Weft (circular) knit fabrics, greige goods (excluding hosiery).....		313240-21	-2.3	0.0	0.0	0.0	0.0	0.0
Other knit fabrics and laces.....		313240-23	-0.8	0.3	0.0	0.2	0.0	-0.2
Warp knit fabrics, greige goods (excluding hosiery).....		313240-4	0.7	0.0	0.2	0.0	0.0	0.0
Warp knit fabrics, knit and finished in the same establishment (excl hosiery).....		313240-41	-1.2	0.0	0.0	0.0	-0.5	0.0
Warp knit fabrics, knit and finished in same establishment.....		313240-43	2.2	0.0	0.3	0.1	0.3	-0.1
Secondary products and miscellaneous receipts.....		313240-SM1						
Textile and fabric finishing mills.....	3133		-2.6	0.3	-0.1	-0.4	0.0	-0.1
Textile and fabric finishing mills.....	31331		-4.7	0.4	-0.3	-0.5	0.0	-0.3
Textile and fabric finishing mills.....	313310		-4.7	0.4	-0.3	-0.5	0.0	-0.3
Primary products.....		313310-P	-4.9	0.4	-0.3	-0.5	0.0	-0.3
Textile and fabric finishing, except broadwovens.....		313310-B	-10.7	0.2	-0.2	-2.4	-1.5	-1.9
Finished broadwoven fabrics, finished in finishing mills.....		313310-4	-2.9	0.5	-0.4	0.1	0.5	0.2
Commission finishing of cotton broadwoven fabrics.....		313310-43	-0.9	0.0	-0.1	-0.1	-0.1	-0.1
Other finished broadwoven fabrics (excl. cotton and wool), finished in finishing mills.....		313310-45	-6.6	1.6	-0.6	1.0	2.1	1.2
Other commission finishing of broadwoven fabrics (excl. cotton & wool).....		313310-47	-2.0	0.0	-0.5	-0.3	-0.4	-0.4
Secondary products and miscellaneous receipts.....		313310-SM						
Fabric coating mills.....	31332		1.9	0.1	0.3	-0.2	0.1	0.4
Fabric coating mills.....	313320		1.9	0.1	0.3	-0.2	0.1	0.4
Primary products.....		313320-P	1.9	0.1	0.3	-0.2	0.1	0.4
Vinyl coated fabrics, including expanded vinyl coated.....		313320-1	0.3	-0.1	0.1	-0.3	0.0	0.0
Rubber coated fabrics, garments, and footwear.....		313320-4	5.3	0.0	3.4	0.0	0.0	0.1
Coated or laminated fabrics and coated yarns, incl. impregnated fabrics.....		313320-5	2.2	0.2	0.0	-0.2	0.1	0.6
Secondary products and miscellaneous receipts.....		313320-SM						
Secondary products.....		313320-S	0.7	0.2	0.2	-0.2	0.1	0.3
Textile product mills.....	314		1.4	-0.2	1.1	-1.0	1.0	0.2
Textile furnishings mills.....	3141		0.8	-0.3	1.2	-1.5	1.6	0.0
Carpet and rug mills.....	31411		0.9	-0.4	1.5	-2.2	2.1	0.0
Carpet and rug mills.....	314110		0.9	-0.4	1.5	-2.2	2.1	0.0
Primary products.....		314110-P	1.0	-0.4	1.5	-2.2	2.2	0.0
Carpet and rugs.....		314110-0	1.0	-0.4	1.5	-2.2	2.2	0.0
Secondary products and miscellaneous receipts.....		314110-SM						
Curtain and linen mills.....	31412		0.5	0.0	0.1	0.3	0.0	0.0
Curtain and linen mills.....	314120		0.5	0.0	0.1	0.3	0.0	0.0
Primary products.....		314120-P	0.4	0.0	0.0	0.3	0.0	0.0
Curtains and draperies, made from purchased materials.....		314120-1	1.8	0.0	0.0	1.0	0.0	0.0
Other household textile products, made from purchased materials.....		314120-8	-0.2	0.0	0.0	0.0	0.0	0.0
Bedspreads, made from purchased materials.....		314120-83	0.0	0.0	0.0	0.0	0.0	0.0
Other household furnishings, made from purchased materials.....		314120-89	-0.3	0.0	0.0	0.0	0.0	0.0
Secondary products and miscellaneous receipts.....		314120-SM						
Miscellaneous receipts.....		314120-M	3.7	0.0	3.0	0.0	0.0	0.0
Secondary products.....		314120-S	0.9	0.0	1.3	0.0	0.0	0.0
Other textile product mills.....	3149		2.1	-0.2	1.1	-0.3	0.3	0.3
Textile bag and canvas mills.....	31491		3.8	0.1	0.8	0.3	0.0	1.2
Textile bag and canvas mills.....	314910		3.8	0.1	0.8	0.3	0.0	1.2
Primary products.....		314910-P	3.8	0.1	0.8	0.0	0.0	1.3
Textile bags.....		314910-1	2.9	0.0	2.9	0.0	0.0	0.0
Duffel bags.....		314910-11	-	-	-	-	0.0	0.0
All other textile bags.....		314910-13	-	-	-	0.0	0.0	0.0
Canvas and related products.....		314910-5	3.9	0.1	0.4	0.0	0.0	1.5
Secondary products and miscellaneous receipts.....		314910-SM						
Miscellaneous receipts.....		314910-M	0.0	0.0	0.0	0.0	0.0	0.0

See footnotes at end of table.

Table 12. Producer price index percentage changes for the net output of selected industries and their products, not seasonally adjusted — Continued
 [April 2024]

Title ¹	Industry code	Product code	Unadjusted 12-month percent change ²	Unadjusted 1-month percent change ²				
				Apr. 2023 to Apr. 2024 ^P	Nov. to Dec.	Dec. to Jan. ^P	Jan. to Feb. ^P	Feb. to Mar. ^P
Textile bag and canvas mills - Continued								
Secondary products.....		314910-S	4.6	0.0	1.5	3.2	0.1	0.0
All other textile product mills.....	31499		1.2	-0.3	1.2	-0.7	0.5	-0.1
Rope, twine, tire cord, and tire fabric mills.....	314994		-2.5	-0.1	0.7	-1.8	0.2	-0.1
Primary products.....		314994-P	-2.6	-0.1	0.7	-1.8	0.2	-0.1
Rope, cordage, and twine.....		314994-4	1.2	-0.2	1.0	0.0	0.5	-0.2
Tire cord and tire fabrics.....		314994-7	-6.0	0.0	0.4	-3.4	0.0	0.0
Secondary products and miscellaneous receipts.....		314994-SM						
Miscellaneous receipts.....		314994-M	2.9	0.0	1.9	-0.4	0.3	0.0
All other miscellaneous textile product mills.....	314999		2.6	-0.3	1.3	-0.3	0.6	-0.1
Primary products.....		314999-P	2.2	-0.4	1.4	-0.4	0.4	-0.1
Embroideries (excluding Schiffl machine products) and embroidery contractors. . .		314999-6	2.1	0.0	0.4	0.0	0.0	0.0
Trimmings and findings, excluding automobile and apparel.....		314999-7	5.7	-6.4	3.1	0.0	7.6	0.2
All other miscellaneous fabricated textile products.....		314999-8	1.9	-0.2	1.8	-0.6	0.1	-0.2
Secondary products and miscellaneous receipts.....		314999-SM						
Miscellaneous receipts.....		314999-M	3.4	-0.2	0.8	0.0	0.2	0.0
Secondary products.....		314999-S	6.3	0.0	1.6	1.0	3.3	0.0
Apparel manufacturing.....	315		3.5	0.5	1.0	0.2	1.1	0.2
Apparel knitting mills.....	3151		0.6	0.1	0.0	0.0	0.0	0.0
Apparel Knitting Mills.....	31512		0.6	0.1	0.0	0.0	0.0	0.0
Apparel knitting mills.....	315120		0.6	0.1	0.0	0.0	0.0	0.0
Primary products.....		315120-P	0.6	0.1	0.0	0.0	0.0	0.0
Hosiery and socks.....		315120-1	0.8	0.1	0.0	0.0	0.0	0.0
Hosiery and socks.....		315120-10	0.8	0.1	0.0	0.0	0.0	0.0
Other apparel knitting mills.....		315120-2	0.0	0.0	0.0	0.0	0.0	0.0
Secondary products and miscellaneous receipts.....		315120-SM						
Cut and sew apparel manufacturing.....	3152		3.4	0.5	1.3	0.3	1.2	0.0
Cut and sew apparel contractors.....	31521		7.0	2.0	0.0	0.0	4.9	0.0
Cut and sew apparel contractors.....	315210		7.0	2.0	0.0	0.0	4.9	0.0
Primary products.....		315210-P	7.1	2.0	0.0	0.0	5.0	0.0
Contract receipts for men's and boys' (including unisex) apparel.....		315210-4	7.4	4.8	0.0	0.0	2.5	0.0
Contract receipts for men's and boys' pants, work apparel, and other outerwear.....		315210-48	8.9	8.9	0.0	0.0	0.0	0.0
Secondary products and miscellaneous receipts.....		315210-SM						
Cut and sew apparel manufacturing (except contractors).....	31525		2.2	0.0	1.7	0.4	0.0	0.0
Cut and sew apparel manufacturing (except contractors).....	315250		2.2	0.0	1.7	0.4	0.0	0.0
Primary products.....		315250-P	2.2	0.0	1.7	0.4	0.0	-0.1
Men's and boys' cut and sew apparel manufacturing.....		315250-1	3.1	0.0	0.9	1.0	0.0	-0.3
Men's and boys' nightwear, robes, and underwear, made from purchased fabrics.....		315250-11	0.7	0.0	0.0	0.0	0.4	0.0
Men's and boys' suits, coats, and overcoats, made from purchased fabrics. . . .		315250-12	5.9	0.0	0.0	0.3	0.0	0.0
Men's and boys' shirts, except work shirts, made from purchased fabrics.		315250-13	5.3	0.0	0.9	4.2	0.0	0.0
Men's and boys' pants, except work pants, made from purchased fabrics.		315250-14	-7.1	-	-	-	-	-
Men's and boys' work clothing, made from purchased fabrics.....		315250-15	-	0.0	0.0	0.2	0.0	-
Men's and boys' other outerwear, made from purchased fabrics.		315250-16	0.2	0.0	5.7	0.7	0.0	0.1
Women's, girls', and infants' cut and sew apparel manufacturing.....		315250-2	1.7	0.0	2.3	0.0	0.0	0.0
Women's and girls' lingerie and nightwear, made from purchased fabrics.		315250-21	0.8	0.0	0.0	0.0	0.0	0.0
Women's and girls' blouses and shirts, made from purchased fabrics.		315250-22	-1.3	0.0	2.0	0.0	0.0	0.0
Women's and girls' dresses, made from purchased fabrics.		315250-23	4.9	0.0	4.7	0.0	0.0	0.0
Women's and girls' suits, coats, and skirts, made from purchased fabrics.		315250-24	2.1	0.4	0.0	0.0	0.0	0.2
Women's and girls' other outerwear, made from purchased fabrics.		315250-25	0.8	0.1	0.0	0.0	0.1	0.0
Other cut and sew apparel manufacturing.....		315250-3	2.2	0.0	1.4	0.4	0.0	0.0
Fur and leather apparel, made from purchased materials.		315250-31	2.1	0.0	0.0	0.9	0.0	0.0
All other cut and sew apparel, made from purchased materials.		315250-32	2.2	0.0	1.7	0.4	0.0	0.0
Secondary products and miscellaneous receipts.....		315250-SM						
Miscellaneous receipts.....		315250-M	5.1	0.0	0.3	0.0	0.0	1.0
Secondary products.....		315250-S	4.2	0.9	2.5	0.0	0.5	0.0
Accessories and other apparel manufacturing.....	3159		5.6	0.0	0.6	0.1	0.0	1.7
Accessories and other apparel manufacturing.....	31599		5.6	0.0	0.6	0.1	0.0	1.7
Accessories and other apparel manufacturing.....	315990		5.6	0.0	0.6	0.1	0.0	1.7

See footnotes at end of table.

Table 12. Producer price index percentage changes for the net output of selected industries and their products, not seasonally adjusted — Continued
 [April 2024]

Title ¹	Industry code	Product code	Unadjusted 12-month percent change ²	Unadjusted 1-month percent change ²				
				Apr. 2023 to Apr. 2024 ^P	Nov. to Dec.	Dec. to Jan. ^P	Jan. to Feb. ^P	Feb. to Mar. ^P
Accessories and other apparel manufacturing - Continued								
Primary products.....		315990-P	6.0	0.0	0.6	0.0	0.0	1.9
All other accessories and apparel.....		315990-B	2.0	0.0	0.0	0.0	0.0	0.0
Leather belts, made from purchased materials.....		315990-BC	0.0	0.0	0.0	0.0	0.0	0.0
All other apparel accessories, made from purchased materials.....		315990-BE	2.4	0.0	0.0	0.0	0.0	0.0
Hats, caps, and millinery products.....		315990-4	11.7	0.0	1.4	0.0	0.0	4.5
Men's and boys' fabric, straw, and felt hats, made from purchased materials....		315990-41	13.0	0.0	1.0	0.0	0.0	5.2
Women's, girls', and infants' fabric, straw, and felt hats, made from purchased materials.....		315990-43	4.1	0.0	0.0	0.0	0.0	4.1
Hat bodies and fabric caps, made from purchased materials.....		315990-45	7.1	0.0	5.5	0.0	0.0	0.0
Gloves and mittens, made from purchased materials.....		315990-7	1.9	0.0	0.0	0.0	0.0	0.0
Secondary products and miscellaneous receipts.....		315990-SM						
Miscellaneous receipts.....		315990-M	0.0	0.0	0.0	0.0	0.0	0.0
Secondary products.....		315990-S	3.0	0.0	1.2	1.7	0.0	0.0
Leather and allied product manufacturing.....	316		3.0	0.0	0.2	0.7	0.1	0.2
Leather and hide tanning and finishing.....	3161		1.3	0.1	0.5	0.1	0.5	-0.3
Leather and hide tanning and finishing.....	31611		1.3	0.1	0.5	0.1	0.5	-0.3
Leather and hide tanning and finishing.....	316110		1.3	0.1	0.5	0.1	0.5	-0.3
Primary products.....		316110-P	1.3	0.1	0.5	0.1	0.5	-0.3
Finished and unfinished leather.....		316110-1	1.4	0.2	0.6	0.1	0.5	-0.2
Tanning or finishing leather owned by others, and furs, dressed and dyed or bleached.....		316110-2	0.9	0.0	0.0	0.0	0.0	-0.6
Contract and commission receipts for tanning or finishing leather owned by others.....		316110-21	-0.4	0.0	0.0	0.0	0.0	-0.6
Secondary products and miscellaneous receipts.....		316110-SM						
Footwear manufacturing.....	3162		1.9	0.0	0.0	0.9	0.0	0.7
Footwear manufacturing.....	31621		1.9	0.0	0.0	0.9	0.0	0.7
Footwear manufacturing.....	316210		1.9	0.0	0.0	0.9	0.0	0.7
Primary products.....		316210-P	1.9	0.0	0.0	0.9	0.0	0.7
Rubber and plastics footwear, including athletic footwear.....		316210-1	1.9	0.0	-1.2	2.5	0.0	0.0
Men's footwear (size 6 and larger), excluding athletic.....		316210-2	1.9	0.0	0.2	1.0	0.0	0.6
Women's footwear (size 4 and larger), excluding athletic.....		316210-5	3.2	0.0	0.3	0.0	0.0	2.2
Secondary products and miscellaneous receipts.....		316210-SM						
Miscellaneous receipts.....		316210-M	2.5	0.0	0.7	2.8	0.0	-1.0
Other leather product manufacturing.....	3169		5.4	0.0	0.1	0.8	0.0	0.0
Other leather product manufacturing.....	31699		5.4	0.0	0.1	0.8	0.0	0.0
Other leather and allied product manufacturing.....	316990		5.4	0.0	0.1	0.8	0.0	0.0
Primary products.....		316990-P	5.5	0.0	0.1	0.8	0.0	0.0
Women's and children's handbags and purses.....		316990-1	0.4	0.0	0.0	0.0	0.0	0.0
All other leather goods and allied products.....		316990-2	7.0	0.0	0.2	1.1	0.0	0.0
Luggage (including suitcases, travel bags, backpacks, and other types).....		316990-21	16.9	0.0	0.1	2.6	0.0	0.0
Personal leather goods (excluding women's handbags and purses).....		316990-22	1.4	0.0	0.0	0.0	0.0	0.0
Boot and shoe cut stock and findings.....		316990-24	2.0	0.0	0.0	0.0	0.0	0.0
All other miscellaneous leather goods.....		316990-25	0.6	0.0	0.3	0.0	0.0	0.0
Secondary products and miscellaneous receipts.....		316990-SM						
Miscellaneous receipts.....		316990-M	0.0	0.0	0.0	0.0	0.0	0.0
Wood product manufacturing.....	321		0.5	0.5	0.2	0.4	0.7	1.1
Sawmills and wood preservation.....	3211		-1.0	1.6	1.7	0.6	1.0	1.1
Sawmills and wood preservation.....	32111		-1.0	1.6	1.7	0.6	1.0	1.1
Sawmills.....	321113		-0.4	1.8	2.2	0.9	1.3	1.5
Primary products.....		321113-P	-1.9	2.0	0.8	0.9	1.4	1.6
Hardwood lumber, made in sawmills.....		321113-1	2.5	7.4	-0.2	-0.5	-2.5	2.3
Softwood lumber, made in sawmills.....		321113-3	-4.0	0.3	1.4	1.8	3.5	1.6
Softwood dressed lumber, less than 2 inches in nominal thickness, not edge worked.....		321113-32	-12.8	0.8	0.4	10.1	7.7	6.5
Softwood dressed 2-inch lumber, 2 inches in nominal thickness only, not edge worked.....		321113-33	0.4	1.9	2.0	2.3	4.8	1.3
Softwood dressed lumber and timbers, more than 2 inches in nominal thickness, not edge worked.....		321113-34	-14.0	-3.2	3.1	-2.7	2.2	2.7
Wood chips, excluding field chips.....		321113-5	-1.6	-1.0	0.7	0.4	-0.3	0.0
Wood ties, siding, shingles, and shakes, and contract sawing of logs owned by others.....		321113-7	5.1	-1.6	-0.2	-1.4	0.0	0.0

See footnotes at end of table.

Table 12. Producer price index percentage changes for the net output of selected industries and their products, not seasonally adjusted — Continued
 [April 2024]

Title ¹	Industry code	Product code	Unadjusted 12-month percent change ²	Unadjusted 1-month percent change ²				
			Apr. 2023 to Apr. 2024 ^P	Nov. to Dec.	Dec. to Jan. ^P	Jan. to Feb. ^P	Feb. to Mar. ^P	Mar. to Apr. ^P
Sawmills - Continued								
Secondary products and miscellaneous receipts.....		321113-SM						
Wood preservation.....	321114		-2.4	1.0	-0.1	-0.2	0.2	0.0
Primary products.....		321114-P	-0.9	1.2	-0.1	-0.4	0.2	0.2
Wood poles, piles, and posts owned and treated by the same establishment.....		321114-1	1.1	1.6	-0.6	-0.4	0.3	0.7
Other wood products owned and treated by the same establishment.....		321114-5	-3.6	0.7	0.6	-0.4	0.2	-0.5
Receipts for treating wood owned by others w/ arsenical chemicals, creosote, & other chemicals.....		321114-9	1.4	0.3	0.0	0.5	0.0	0.6
Secondary products and miscellaneous receipts.....		321114-SM						
Plywood and engineered wood product mfg.....	3212		4.7	0.6	-0.1	-0.4	1.8	2.5
Plywood and engineered wood product mfg.....	32121		4.7	0.6	-0.1	-0.4	1.8	2.5
Hardwood veneer and plywood manufacturing.....	321211		-1.6	2.1	-1.1	-0.1	-0.1	1.0
Primary products.....		321211-P	-1.5	2.2	-1.2	-0.1	-0.1	1.0
Hardwood veneer, including veneer backed with paper, cloth, or other flexible material.....		321211-1	-3.2	0.4	-0.2	-0.5	0.0	1.6
Hardwood plywood.....		321211-4	0.2	6.4	-2.7	-0.2	0.1	0.1
Hardwood veneered panels, including two-ply veneers.....		321211-7	0.2	-0.8	-0.9	1.1	-0.7	1.2
Secondary products and miscellaneous receipts.....		321211-SM						
Softwood veneer and plywood manufacturing.....	321212		0.4	0.2	0.7	-1.9	-0.3	1.2
Primary products.....		321212-P	3.6	0.2	0.7	-2.0	-0.3	1.3
Softwood veneer, incl. veneer backed w/ paper, cloth, or other flexible material.....		321212-1	8.7	-1.2	-0.5	-0.2	2.8	2.8
Softwood plywood products: rough, sanded, and specialties.....		321212-4	0.9	0.9	1.3	-2.9	-1.9	0.4
Secondary products and miscellaneous receipts.....		321212-SM						
Secondary products.....		321212-S	-32.0	-0.2	0.1	0.1	0.0	0.9
Engineered wood member manufacturing.....	321215		-4.4	-1.6	-0.3	0.0	-1.1	0.6
Primary products.....		321215-P	-4.6	-1.5	-0.4	0.1	-1.1	0.3
Engineered wood members (excluding trusses).....		321215-1	-5.5	0.3	-1.3	0.6	-0.1	0.0
Laminated veneer lumber.....		321215-11	-8.8	0.7	-0.2	1.3	-0.2	0.0
Other engineered structural wood members, excluding trusses & laminated veneer lumber.....		321215-12	-3.5	0.0	-1.9	0.2	0.0	-0.1
Wood trusses.....		321215-2	-4.3	-2.2	0.0	0.0	-1.6	0.4
Secondary products and miscellaneous receipts.....		321215-SM						
Reconstituted wood product manufacturing.....	321219		20.8	2.9	0.0	-0.4	6.8	5.5
Primary products.....		321219-P	21.7	3.0	0.1	-0.5	7.0	5.6
Hardboard products.....		321219-B	-0.3	-0.4	0.5	0.0	0.0	0.0
Particleboard made from particleboard produced at the same location.....		321219-1	-7.3	-1.9	-0.6	0.0	0.1	0.0
Medium density fiberboard (MDF) made from MDF produced at the same location.....		321219-3	-	-	-	-0.2	0.4	-
Secondary products and miscellaneous receipts.....		321219-SM						
Other wood product manufacturing.....	3219		-0.9	0.0	-0.2	0.7	0.1	0.5
Millwork.....	32191		0.9	0.0	0.2	1.6	0.1	0.7
Wood window and door manufacturing.....	321911		1.4	0.2	0.1	2.7	0.0	0.3
Primary products.....		321911-P	1.1	0.2	0.2	2.6	-0.1	0.4
Wood window units.....		321911-1	3.2	0.0	0.0	3.2	0.0	0.0
Double hung wood window units.....		321911-11	3.1	0.0	0.0	3.1	0.0	0.0
Casement wood window units.....		321911-12	3.1	0.0	0.0	3.1	0.0	0.0
All other wood window units, including horizontal sliding, awning and single hung.....		321911-13	3.6	0.0	0.0	3.6	0.0	0.0
Wood sash, excluding sash shipped in window units.....		321911-3	3.5	0.0	0.0	3.5	0.0	0.0
Wood window & door frames, incl. door frames in door units, excl. window frames in window units.....		321911-5	-7.8	1.0	0.0	1.0	0.0	1.1
Wood panel, flush, & molded face doors, interior & exterior, incl. doors with glazed sections.....		321911-7	2.5	0.1	0.0	2.6	-0.2	0.8
Other wood doors, incl. garage, patio, bifold, cabinet, screen, storm and louver.....		321911-9	3.2	0.0	0.9	2.7	0.0	0.0
Secondary products and miscellaneous receipts.....		321911-SM						
Secondary products.....		321911-S	0.3	0.1	-0.3	1.5	-0.3	-0.1
Cut stock, resawing lumber, and planing.....	321912		-0.7	0.1	0.3	0.2	0.6	0.8
Primary products.....		321912-P	-0.7	0.1	0.4	0.2	0.8	0.9
Softwood lumber, made from purchased lumber.....		321912-3	1.6	0.1	0.2	-0.2	0.1	0.4
Hardwood cut stock and dimension.....		321912-6	4.9	0.2	1.0	1.0	1.2	1.2
Softwood cut stock and dimension.....		321912-8	-15.5	-0.2	0.2	-0.9	2.7	0.0
Sawn wood fence stock, wood lath, and contract resawing and planing.....		321912-9	0.0	0.0	0.0	0.0	0.0	0.0
Secondary products and miscellaneous receipts.....		321912-SM						

See footnotes at end of table.

Table 12. Producer price index percentage changes for the net output of selected industries and their products, not seasonally adjusted — Continued
 [April 2024]

Title ¹	Industry code	Product code	Unadjusted 12-month percent change ²	Unadjusted 1-month percent change ²				
				Apr. 2023 to Apr. 2024 ^P	Nov. to Dec.	Dec. to Jan. ^P	Jan. to Feb. ^P	Feb. to Mar. ^P
Other millwork, including flooring.....	321918		1.3	-0.3	0.0	0.6	-0.2	1.3
Primary products.....		321918-P	1.0	0.4	0.1	0.1	-0.2	1.6
Wood moldings.....		321918-2	-1.4	-0.2	0.0	0.0	0.1	-0.2
Other wood millwork products, including stairwork, exterior millwork, and softwood flooring.....		321918-5	2.9	1.1	0.2	0.2	0.1	3.2
Hardwood flooring.....		321918-7	0.5	0.1	0.1	0.2	-1.0	0.9
Hardwood flooring, other than oak and maple.....		321918-72	-3.5	0.0	0.0	-3.5	0.0	0.0
Oak and maple hardwood flooring.....		321918-73	0.8	0.1	0.1	0.4	-1.0	1.0
Secondary products and miscellaneous receipts.....		321918-SM						
Secondary products.....		321918-S	-1.7	0.2	-0.7	-0.6	2.2	0.7
Wood container and pallet manufacturing.....	32192		-11.0	-0.6	-1.0	-0.9	-0.2	-0.4
Wood container and pallet manufacturing.....	321920		-11.0	-0.6	-1.0	-0.9	-0.2	-0.4
Primary products.....		321920-P	-11.1	-0.6	-1.1	-0.9	-0.2	-0.4
Nailed and lock-corner wood boxes.....		321920-1	0.0	0.0	0.0	0.0	0.0	0.0
Wood box and crate shook.....		321920-3	-5.1	-0.2	-0.8	0.2	-1.5	1.3
Wood pallets and pallet containers, wood and metal combination.....		321920-5	-11.9	-0.6	-0.8	-1.0	-0.2	-1.0
Other wood container parts and wood containers.....		321920-7	-5.2	0.0	-6.2	0.0	0.0	8.4
Secondary products and miscellaneous receipts.....		321920-SM						
Miscellaneous receipts.....		321920-M	-44.4	-2.4	-3.5	-7.2	-1.1	-1.1
Secondary products.....		321920-S	-1.6	0.2	0.2	-0.3	0.2	0.3
All other wood product manufacturing.....	32199		2.7	0.3	-0.2	0.4	0.3	0.7
Manufactured home, mobile home, manufacturing.....	321991		-0.7	0.0	0.0	0.2	0.0	0.5
Primary products.....		321991-P	-0.7	0.0	0.0	0.2	0.0	0.5
Manufactured homes (mobile homes), all width sizes (incl. multisection).....		321991-1	-0.7	0.0	0.0	0.2	0.0	0.5
Secondary products and miscellaneous receipts.....		321991-SM						
Prefabricated wood building manufacturing.....	321992		1.1	0.0	-0.4	0.0	0.3	0.8
Primary products.....		321992-P	1.1	0.0	-0.4	0.0	0.4	0.8
Prefabricated stationary wood buildings, components (not sold as complete units).....		321992-1	6.0	-1.2	4.5	0.2	0.0	0.0
Prefabricated stationary wood buildings, shipped in panel form (complete units) ..		321992-5	2.6	0.5	-1.9	-0.1	0.5	2.3
Prefabricated stationary wood buildings, precut packages (complete units).....		321992-6	0.0	0.0	-1.2	0.0	0.5	-0.2
Prefabricated stationary wood buildings, shipped in three-dimensional assemblies.....		321992-7	-1.1	-0.4	0.6	0.0	0.2	0.0
Prefabricated stationary wood buildings, three-dimensional assemblies, residential.....		321992-71	-1.3	-0.4	0.7	0.0	0.2	0.0
Prefabricated stationary wood buildings, three-dimensional assemblies, nonresidential.....		321992-72	0.1	0.0	0.0	0.0	0.0	0.0
Secondary products and miscellaneous receipts.....		321992-SM						
Miscellaneous receipts.....		321992-M	1.2	1.6	1.2	0.5	-0.3	0.7
Secondary products.....		321992-S	0.9	0.2	0.0	0.2	0.2	0.3
Miscellaneous wood product manufacturing.....	321999		7.1	0.7	-0.1	0.8	0.6	0.8
Primary products.....		321999-P	6.3	0.8	-0.4	0.8	0.6	0.9
All other miscellaneous wood products.....		321999-0	6.3	0.8	-0.4	0.8	0.6	0.9
Secondary products and miscellaneous receipts.....		321999-SM						
Paper manufacturing.....	322		-2.1	-0.3	0.0	0.1	-0.2	0.5
Pulp, paper & paperboard mills.....	3221		-4.3	-0.8	0.4	-0.1	0.2	0.3
Pulp mills.....	32211		-7.8	3.2	1.5	0.5	2.2	2.9
Pulp mills.....	322110		-7.8	3.2	1.5	0.5	2.2	2.9
Primary products.....		322110-P	-7.8	3.2	1.5	0.5	2.2	2.9
Special alpha and dissolving wood pulp, incl. sulfite and sulfate and other wood pulp.....		322110-6	-5.3	3.9	1.6	0.5	2.5	4.2
All other miscellaneous pulp, other than wood, and pulp mill by-products, incl. turpentine.....		322110-9	-24.6	-1.6	0.4	0.0	0.0	-6.8
Paper mills.....	32212		-3.5	-0.2	0.1	-0.1	0.0	-0.4
Paper mills.....	322120		-3.5	-0.2	0.1	-0.1	-0.1	-0.4
Primary products.....		322120-P	-3.6	-0.3	0.1	0.0	-0.3	-0.4
Bleached bristol, clay-coated, uncoated, and industrial converted paper.....		322120-1	-3.8	0.1	0.6	-0.1	-0.9	-0.6
Construction paper.....		322120-2	2.7	0.0	0.0	1.0	1.0	0.0
Sanitary tissue paper products, made in paper mills.....		322120-4	-3.7	-0.6	-0.2	0.0	-0.1	-0.1
Newsprint and uncoated ground-wood paper.....		322120-5	-19.8	-0.8	-0.9	-0.5	-3.2	-3.7
Secondary products and miscellaneous receipts.....		322120-SM						
Paperboard mills.....	32213		-4.8	-1.9	0.7	-0.1	0.2	0.8

See footnotes at end of table.

Table 12. Producer price index percentage changes for the net output of selected industries and their products, not seasonally adjusted — Continued
 [April 2024]

Title ¹	Industry code	Product code	Unadjusted 12-month percent change ²	Unadjusted 1-month percent change ²				
			Apr. 2023 to Apr. 2024 ^P	Nov. to Dec.	Dec. to Jan. ^P	Jan. to Feb. ^P	Feb. to Mar. ^P	Mar. to Apr. ^P
Paperboard mills.....	322130		-4.8	-1.9	0.7	-0.1	0.2	0.8
Primary products.....		322130-P	-5.0	-2.0	0.7	-0.2	0.2	0.8
Bleached packaging and industrial converting paperboard.....		322130-B	-2.3	0.0	0.0	0.0	0.0	0.0
Unbleached kraft packaging and industrial converting paperboard.....		322130-1	-7.8	-3.6	0.3	-0.2	0.2	0.8
Recycled paperboard.....		322130-7	-4.3	-0.6	-0.9	-0.6	0.4	1.9
Secondary products and miscellaneous receipts.....		322130-SM						
Converted paper product mfg.....	3222		-1.1	-0.2	-0.2	0.2	-0.3	0.7
Paper container mfg.....	32221		-1.5	0.1	-0.3	0.0	-0.4	0.7
Corrugated and solid fiber box manufacturing.....	322211		-2.1	0.3	-0.8	-0.2	0.4	0.8
Primary products.....		322211-P	-2.2	0.3	-0.8	-0.2	0.4	0.9
Corrugated and solid fiber boxes, including pallets.....		322211-0	-2.2	0.3	-0.8	-0.2	0.4	0.9
Corrugated shipping containers for food and beverages and carryout boxes for retail food.....		322211-01	-2.7	-0.1	-1.0	-0.3	-0.2	1.2
Corrugated shipping containers for paper and allied products.....		322211-02	-8.6	-0.1	-0.2	-0.1	3.0	0.6
Corrugated shipping containers for metal and electrical machinery.....		322211-03	-3.7	0.0	-5.7	0.0	0.4	2.4
Corrugated shipping containers for all other end uses.....		322211-04	-2.4	0.0	-0.9	-0.7	0.3	0.3
Corrugated paperboard in sheets and rolls, lined and unlined.....		322211-05	-0.6	0.5	1.1	0.0	0.0	0.0
Other corrugated and solid fiber products, including containers, pallets, pads, etc.....		322211-09	3.2	1.8	-0.2	0.2	0.4	1.5
Secondary products and miscellaneous receipts.....		322211-SM						
Miscellaneous receipts.....		322211-M	-2.5	0.0	-0.2	-0.3	1.3	1.8
Secondary products.....		322211-S	1.9	0.0	-1.5	0.8	1.1	0.0
Folding paperboard box manufacturing.....	322212		0.1	-0.3	1.2	0.8	-1.9	0.1
Primary products.....		322212-P	0.1	-0.3	1.3	0.9	-1.9	0.1
Folding paperboard boxes, packaging, and packaging components.....		322212-0	0.1	-0.3	1.3	0.9	-1.9	0.1
Secondary products and miscellaneous receipts.....		322212-SM						
Other paperboard container manufacturing.....	322219		-1.2	0.1	0.2	0.0	-2.3	0.8
Primary products.....		322219-P	-1.3	0.1	0.3	0.0	-2.5	0.9
Setup (rigid) paperboard boxes.....		322219-1	0.0	0.0	0.0	0.0	0.6	0.2
Paperboard fiber drums with ends of any material.....		322219-7	3.8	0.0	0.1	0.4	0.4	2.3
Fiber cans, tubes, and similar fiber products.....		322219-8	2.4	0.2	0.1	0.0	-1.9	2.9
Fiber cans, all fiber and composite.....		322219-81	3.8	0.4	0.1	0.0	-3.5	4.5
Fiber cores and tubes.....		322219-82	0.3	0.0	0.0	0.0	0.6	0.5
Paperboard cones, reels, spools, bobbins, blocks, and all vulcanized fiber products.....		322219-83	0.0	0.0	0.0	0.0	0.0	0.0
Secondary products and miscellaneous receipts.....		322219-SM						
Paper bag and coated and treated paper mfg.....	32222		0.3	-0.2	0.3	-0.2	0.2	1.0
Paper bag and coated and treated paper manufacturing.....	322220		0.3	-0.2	0.3	-0.2	0.2	1.0
Primary products.....		322220-P	0.0	-0.2	0.3	-0.3	0.2	1.0
Specialty bags, pouches, and liners, multiweb laminations and foil, except film-film.....		322220-C	-1.0	0.0	0.1	-0.8	-0.1	-0.2
Uncoated single-web paper grocers' bags and sacks and variety and shopping bags.....		322220-D	5.6	0.0	0.0	0.0	4.3	0.0
Laminated aluminum foil rolls and sheets for flexible packaging uses.....		322220-F	0.5	0.0	-0.1	0.0	0.0	0.2
Pasted, lined, laminated, or surface-coated paperboard.....		322220-G	-1.6	0.0	0.0	-0.3	0.0	0.1
Single-web paper, rolls and sheets, including waxed, for flexible packaging uses.....		322220-H	0.1	0.0	0.1	0.0	0.0	0.0
Multiweb laminated rolls and sheets, except foil, for flexible packaging uses.....		322220-J	-4.7	0.4	1.4	0.0	-0.1	0.1
Pressure-sensitive products.....		322220-N	-0.9	-1.0	0.0	-0.6	0.0	0.4
Wallcoverings.....		322220-7	0.4	0.0	0.0	0.0	0.0	0.0
Converted foil for nonpackaging applications.....		322220-8	1.0	0.0	0.0	0.0	0.0	0.0
Other coated and processed papers, except for packaging uses.....		322220-9	4.1	0.7	0.8	-0.2	-0.4	3.5
Secondary products and miscellaneous receipts.....		322220-SM						
Miscellaneous receipts.....		322220-M	36.0	1.2	0.0	1.4	4.0	4.6
Stationery product mfg.....	32223		-0.1	0.2	-1.7	1.8	0.3	0.1
Stationery product manufacturing.....	322230		-0.1	0.2	-1.7	1.8	0.3	0.1
Primary products.....		322230-P	-0.3	0.2	-1.8	1.9	0.3	0.1
Die-cut paper and paperboard office supplies.....		322230-4	13.8	0.0	6.1	0.0	0.0	0.0
Envelopes, commercial, all types and materials.....		322230-5	-2.6	-0.7	-2.5	-0.7	1.1	0.3
Tablets, pads and related products.....		322230-9	-2.3	-0.1	0.0	-0.1	-0.4	-1.3
Secondary products and miscellaneous receipts.....		322230-SM						
Miscellaneous receipts.....		322230-M	-3.9	-0.5	0.1	-0.3	0.1	0.2
Other converted paper product mfg.....	32229		-1.7	-1.6	-0.1	0.5	-1.1	0.5
Sanitary paper product manufacturing.....	322291		-1.4	-2.2	-0.1	0.4	-1.3	0.7

See footnotes at end of table.

Table 12. Producer price index percentage changes for the net output of selected industries and their products, not seasonally adjusted — Continued
 [April 2024]

Title ¹	Industry code	Product code	Unadjusted 12-month percent change ²	Unadjusted 1-month percent change ²				
			Apr. 2023 to Apr. 2024 ^P	Nov. to Dec.	Dec. to Jan. ^P	Jan. to Feb. ^P	Feb. to Mar. ^P	Mar. to Apr. ^P
Sanitary paper product manufacturing - Continued								
Primary products.....		322291-P	-1.5	-2.2	-0.1	0.4	-1.3	0.7
Disposable diapers and similar disposable products, made from purchased sanitary paper stock.....		322291-2	0.0	0.0	0.0	0.0	0.0	0.0
Sanitary tissue paper products, made from purchased sanitary paper stock or wadding.....		322291-5	-2.8	-4.2	-0.2	0.8	-2.5	1.4
Secondary products and miscellaneous receipts.....		322291-SM						
Miscellaneous receipts.....		322291-M	-	5.9	-0.4	-9.6	9.2	-
All other converted paper product mfg.....	322299		-2.4	-0.2	0.1	0.9	-0.6	0.1
Primary products.....		322299-P	-2.2	-0.4	0.2	1.0	-0.6	0.2
Molded pulp goods, including egg cartons, florist pots, food trays, etc.....		322299-1	-3.8	-0.5	-0.3	0.9	-1.6	1.9
Miscellaneous converted paper and paperboard products.....		322299-3	-1.6	-0.3	0.3	1.0	-0.3	-0.4
Secondary products and miscellaneous receipts.....		322299-SM						
Secondary products.....		322299-S	-	-0.5	1.5	0.0	0.0	0.0
Printing and related support activities.....	323		4.9	0.7	0.7	0.1	0.9	-0.2
Printing and related support activities.....	3231		4.9	0.7	0.7	0.1	0.9	-0.2
Printing.....	32311		5.0	0.8	0.7	0.1	0.9	-0.2
Commercial screen printing.....	323113		1.8	0.1	0.1	0.0	0.8	0.2
Primary products.....		323113-P	1.8	0.1	0.2	0.0	0.9	0.2
Screen printing on garments, apparel accessories, and other fabric articles, excluding labels.....		323113-4	1.8	0.1	-0.2	0.0	1.0	0.2
Screen printing (excluding on textiles, apparel, apparel accessories, and labels).....		323113-6	1.8	0.0	1.3	0.0	0.5	0.0
Secondary products and miscellaneous receipts.....		323113-SM						
Miscellaneous receipts.....		323113-M	1.5	0.0	-1.3	0.8	0.0	0.0
Secondary products.....		323113-S	1.7	0.0	0.1	0.2	0.6	0.4
Books printing.....	323117		4.3	-1.2	1.9	0.4	0.0	2.0
Primary products.....		323117-P	6.3	-0.6	2.3	0.5	0.0	2.5
Other book and pamphlet printing and binding.....		323117-E	2.4	-0.1	2.5	0.0	0.0	0.0
Textbook printing and binding.....		323117-1	-3.0	0.0	0.0	-0.8	0.0	0.0
Technical, scientific, & professional book printing & binding.....		323117-3	-9.0	-7.0	0.0	-1.1	0.0	0.0
Religious book printing and binding.....		323117-5	-0.6	0.0	0.0	-1.5	0.0	1.8
General book (trade, etc.) printing & binding.....		323117-7	17.0	0.0	4.2	2.0	0.0	5.0
Secondary products and miscellaneous receipts.....		323117-SM						
Commercial printing, except screen and books.....	32311K		5.3	0.9	0.7	0.1	1.0	-0.3
Primary products.....		32311K-P	1.3	0.1	0.8	0.1	0.1	-0.4
Commercial lithographic printing.....		32311K-0	-1.0	0.0	0.1	0.0	0.0	-1.0
Other commercial and general job printing (lithographic).....		32311K-0B	-3.9	0.0	0.5	0.0	0.0	-1.2
Magazine and periodical printing (lithographic).....		32311K-01	-3.0	0.0	-0.3	0.0	0.0	-2.1
Label and wrapper printing (lithographic).....		32311K-03	0.0	0.0	0.0	0.0	0.0	0.0
Catalog and directory printing (lithographic).....		32311K-05	-1.2	0.0	0.5	0.0	0.0	-1.2
Advertising printing (lithographic).....		32311K-09	-1.0	0.0	0.3	0.0	0.0	-1.4
Commercial flexographic printing.....		32311K-2	0.7	0.0	0.0	0.0	0.0	0.0
Label and wrapper printing (flexographic).....		32311K-21	0.4	0.0	0.0	0.0	0.0	0.0
Quick printing.....		32311K-4	-	0.0	1.6	8.6	0.0	-
Digital printing.....		32311K-5	4.5	0.2	2.5	0.0	0.5	-0.4
Manifold business forms printing.....		32311K-6	-	0.0	3.3	0.0	0.0	-
Other commercial printing.....		32311K-9	3.3	0.0	0.0	0.0	0.0	0.0
All other commercial and general job printing.....		32311K-9V	-	0.0	0.1	0.0	0.0	-
Secondary products and miscellaneous receipts.....		32311K-SM						
Miscellaneous receipts.....		32311K-M	-1.4	0.0	0.2	0.0	0.0	0.0
Support activities for printing.....	32312		1.7	0.1	0.0	0.4	0.7	0.0
Support activities for printing.....	323120		1.7	0.1	0.0	0.4	0.7	0.0
Primary products.....		323120-P	1.7	0.1	0.0	0.4	0.7	0.0
Softcover, pamphlet, sample book, and other binding of books and materials printed elsewhere.....		323120-3	1.5	0.0	0.0	0.1	0.5	-0.2
Miscellaneous binding and postpress work, incl collating, perforating, folding, gluing, etc.....		323120-5	-2.5	-0.3	-0.2	0.0	0.0	0.0
Prepress services, excl platemaking (incl film, assembled flats, color sep., typesetting, etc.).....		323120-7	-	0.0	0.0	0.0	0.0	-
Printing plates and cylinders, prepared for printing (excl blank plates and blank cylinders).....		323120-9	1.8	0.0	0.0	0.6	0.0	0.0
Secondary products and miscellaneous receipts.....		323120-SM						
Petroleum and coal products manufacturing.....	324		-1.0	-9.6	0.3	10.9	1.9	3.6

See footnotes at end of table.

Table 12. Producer price index percentage changes for the net output of selected industries and their products, not seasonally adjusted — Continued
 [April 2024]

Title ¹	Industry code	Product code	Unadjusted 12-month percent change ²	Unadjusted 1-month percent change ²				
			Apr. 2023 to Apr. 2024 ^P	Nov. to Dec.	Dec. to Jan. ^P	Jan. to Feb. ^P	Feb. to Mar. ^P	Mar. to Apr. ^P
Petroleum and coal products mfg.	3241		-1.0	-9.6	0.3	10.9	1.9	3.6
Petroleum refineries.	32411		-1.1	-10.5	0.0	12.0	2.1	4.1
Petroleum refineries.	324110		-1.1	-10.5	0.0	12.0	2.1	4.1
Primary products.		324110-P	-1.1	-10.8	0.0	12.3	2.2	4.2
Kerosene, except jet fuel.		324110-B	1.3	-13.6	-2.3	16.7	-4.3	-0.3
Light fuel oils.		324110-C	2.6	-12.9	-3.9	16.7	0.0	3.0
Home heating oil and other distillates, NEC.		324110-C1	4.8	-9.8	3.9	7.9	-3.7	0.6
Diesel fuel.		324110-C2	2.4	-13.1	-4.4	17.3	0.2	3.2
Heavy fuel oils, including No. 5, No. 6, heavy diesel, gas enrichment oils, etc.		324110-E	14.1	-7.1	-0.2	1.8	0.5	1.1
Unfinished oils and lubricating oil base stock.		324110-J	-21.0	-7.3	-3.6	-0.4	-4.7	-7.9
Liquefied refinery gases, including other aliphatics (feed stock and other uses).		324110-R	4.2	0.9	1.1	12.4	8.7	-0.6
Other finished petroleum products, including waxes.		324110-T	-33.4	-18.2	-2.1	-2.4	-18.8	0.9
Gasoline, including finished base stocks and blending agents.		324110-1	-1.9	-8.8	3.4	11.8	6.9	6.9
Motor gasoline, including finished base stocks and blending agents.		324110-12	-2.0	-9.0	3.4	12.0	6.9	6.8
Regular gasoline.		324110-121	-2.5	-9.0	3.1	12.5	7.3	6.7
Mid-premium gasoline.		324110-122	4.6	-12.2	4.1	14.8	5.7	8.1
Premium gasoline.		324110-123	-0.6	-8.7	4.4	10.2	5.5	6.9
Jet fuel.		324110-6	3.8	-12.1	0.4	9.8	-5.4	0.3
Asphalt.		324110-9	3.7	-7.3	1.9	-6.8	10.8	3.9
Secondary products and miscellaneous receipts.		324110-SM1						
Asphalt paving and roofing materials mfg.	32412		1.7	-0.2	5.5	0.6	-0.2	-4.4
Asphalt paving mixture & block manufacturing.	324121		1.3	-0.5	10.1	0.3	-0.5	-6.2
Primary products.		324121-P	1.1	-0.6	10.4	0.3	-0.5	-6.4
Asphalt paving mixtures & blocks.		324121-0	1.1	-0.6	10.4	0.3	-0.5	-6.4
Emulsified asphalt, including liquid additives.		324121-0111	4.5	0.4	-0.2	-0.4	0.7	1.1
Other liquid asphalt and tar paving materials, including cut-backs.		324121-0121	-1.5	0.0	1.8	-0.1	0.2	0.2
Asphalt and tar paving mixt. (excl liquid), incl bitum. or asph. concrete, asph. paving cement.		324121-0131	-1.0	-1.4	21.0	0.8	-1.4	-12.5
Secondary products and miscellaneous receipts.		324121-SM						
Miscellaneous receipts.		324121-M	5.2	0.0	3.4	0.0	0.0	-1.1
Secondary products.		324121-S	3.0	-	-	0.0	0.0	0.0
Asphalt shingle and coating materials manufacturing.	324122		2.2	0.3	-0.3	1.0	0.1	-1.9
Primary products.		324122-P	2.2	0.3	-0.4	1.0	0.1	-2.0
Roofing asphalts and pitches, coatings, and cements.		324122-1	1.2	0.0	0.6	0.0	0.0	0.0
Prepared asphalt and tar roofing and siding products, incl. saturated felts for nonbuilding use.		324122-2	2.3	0.3	-0.4	1.1	0.1	-2.1
Asphalt smooth-surfaced roll roofing and cap sheets, organic and fiberglass base.		324122-21	-	0.0	0.0	0.0	0.0	-
Asphalt mineral-surfaced roll roofing and cap sheets, organic and fiberglass base.		324122-22	2.7	0.0	-0.3	0.3	-0.1	0.0
Other prepared asphalt and tar products for roofing and siding.		324122-27	0.6	-0.4	0.0	-0.2	0.5	-0.2
Secondary products and miscellaneous receipts.		324122-SM						
Other petroleum and coal products mfg.	32419		-3.0	0.5	-0.1	-0.4	-0.8	-0.2
Petroleum lubricating oil and grease mfg.	324191		-0.5	0.8	0.4	-0.2	-0.9	0.0
Primary products.		324191-P	-1.2	0.8	0.4	-0.1	-0.9	0.0
Petroleum lubricating oils and greases, refined petroleum.		324191-0	-1.2	0.8	0.4	-0.1	-0.9	0.0
Lubricating oils (incl. hydraulic fluids, etc.), refined petroleum.		324191-011	-2.0	0.9	0.4	-0.1	-1.0	0.0
Lubricating greases, made from refined petroleum.		324191-012	-	0.0	0.0	0.0	0.0	0.0
Secondary products and miscellaneous receipts.		324191-SM						
Miscellaneous receipts.		324191-M	-6.0	0.0	10.5	-9.9	0.0	0.0
All other petroleum and coal products mfg.	324199		-11.7	-0.5	-2.0	-1.1	-0.6	-0.9
Primary products.		324199-P	-12.0	-0.5	-2.0	-1.3	-0.6	-1.0
Coke oven and blast furnace products, made in coke oven establishments.		324199-3	-3.8	-0.2	0.9	-2.9	-0.3	-0.8
All other petroleum and coal products (excl. coke oven products), made in coke oven estab.		324199-9	-12.6	-0.6	-2.2	-1.2	-0.6	-1.0
Secondary products and miscellaneous receipts.		324199-SM						
Secondary products.		324199-S	19.0	0.0	0.5	9.7	0.0	7.4
Chemical mfg.	325		-2.8	-0.3	-0.6	0.5	0.1	0.7
Basic chemical mfg.	3251		-8.8	-2.0	-3.0	0.6	-0.3	2.1
Petrochemical mfg.	32511		-2.2	-3.1	-3.7	2.8	4.3	5.3
Petrochemical manufacturing.	325110		-2.0	-3.0	-3.6	2.8	4.3	5.3
Primary products.		325110-P	3.3	-1.8	-2.7	1.7	5.3	8.4
Secondary products and miscellaneous receipts.		325110-SM						

See footnotes at end of table.

Table 12. Producer price index percentage changes for the net output of selected industries and their products, not seasonally adjusted — Continued
 [April 2024]

Title ¹	Industry code	Product code	Unadjusted 12-month percent change ²	Unadjusted 1-month percent change ²				
			Apr. 2023 to Apr. 2024 ^P	Nov. to Dec.	Dec. to Jan. ^P	Jan. to Feb. ^P	Feb. to Mar. ^P	Mar. to Apr. ^P
Industrial gas mfg.	32512		6.8	0.8	2.3	-4.8	3.3	4.5
Industrial gas manufacturing.	325120		6.8	0.8	2.3	-4.8	3.3	4.5
Primary products.		325120-P	6.8	0.8	2.3	-4.8	3.3	4.5
Oxygen.		325120-A	4.5	0.1	3.6	-1.7	3.2	-1.2
Argon and hydrogen.		325120-C	9.7	4.6	-1.8	2.7	-1.3	-3.4
Other industrial gases (including fluorocarbon and acetylene).		325120-T	16.2	-0.2	4.3	-7.9	4.0	8.4
Carbon dioxide.		325120-4	6.9	-0.6	2.2	2.6	-0.5	1.9
Nitrogen.		325120-7	-18.3	4.9	-4.8	-6.4	6.6	4.9
Secondary products and miscellaneous receipts.		325120-SM						
Synthetic dye and pigment mfg.	32513		-3.1	-0.6	-1.6	0.0	0.6	0.1
Synthetic dye and pigment manufacturing.	325130		-3.1	-0.6	-1.6	0.0	0.6	0.1
Primary products.		325130-P	-3.1	-0.6	-1.7	0.0	0.6	0.1
All other inorganic pigments, including TiO2, chrome colors, and other white opaque pigments.		325130-N	-4.1	1.0	-1.7	0.0	0.0	0.0
Synthetic organic dyes, pigments, lakes, and toners.		325130-R	0.1	-5.4	-1.5	0.0	2.6	0.3
Synthetic organic dyes.		325130-R8	-3.6	-0.5	-2.3	-1.0	3.1	0.5
Synthetic organic pigments, lakes, and toners.		325130-R9	3.9	-9.6	-0.8	1.0	2.2	0.0
Secondary products and miscellaneous receipts.		325130-SM						
Secondary products.		325130-S	-3.8	0.1	-0.5	-2.6	0.4	-0.3
Other basic inorganic chemical manufacturing.	32518		-12.1	-0.2	-1.4	-1.0	0.1	0.0
Other basic inorganic chemical manufacturing.	325180		-12.1	-0.2	-1.4	-1.0	0.1	0.0
Primary products.		325180-P	-12.8	-0.4	-1.5	-1.2	0.1	0.0
Potassium and sodium compounds, excluding bleaches, alkalis, and alum.		325180-A	-9.2	-0.6	0.8	-1.7	1.7	0.6
All other inorganic chemicals.		325180-H	-1.7	0.3	-1.0	-0.5	0.0	0.6
Inorganic acids, excluding nitric, sulfuric and phosphoric.		325180-3	-4.0	0.0	3.1	-7.4	4.0	0.3
Sodium hydroxide (caustic soda).		325180-4	-34.4	-2.0	-2.1	1.8	-0.4	4.2
Carbon black, all processes.		325180-6	-1.0	-2.8	2.2	-3.2	-1.4	-3.6
Other alkalis.		325180-7	-21.5	-0.4	-5.4	-0.4	-0.5	-4.8
Sulfuric acid.		325180-9	-14.5	1.6	3.1	-5.9	-0.2	0.0
Secondary products and miscellaneous receipts.		325180-SM						
Miscellaneous receipts.		325180-M	0.8	0.0	0.8	0.0	0.0	0.0
Secondary products.		325180-S	-	2.8	-0.6	1.5	-0.7	-
Other basic organic chemical mfg.	32519		-11.0	-2.5	-3.9	1.0	-2.1	2.0
Ethyl alcohol manufacturing.	325193		-25.6	-10.0	-8.6	-0.7	-6.9	9.8
Primary products.		325193-P	-24.5	-11.6	-10.2	0.0	-7.5	12.7
Ethyl alcohol.		325193-0	-25.4	-12.6	-11.9	0.5	-8.0	15.1
Distillers' dried grains (dark and light) and dried solubles.		325193-2	-17.8	-3.6	1.2	-2.6	-4.3	-1.5
Secondary products and miscellaneous receipts.		325193-SM						
Secondary products.		325193-S	-31.2	-1.1	-0.2	-3.7	-4.3	-3.4
Cyclic crude, intermediate, and gum and wood chemical mfg.	325194		-9.1	-0.3	1.7	1.9	-2.2	-1.4
Primary products.		325194-P	-10.7	-0.3	1.1	0.9	-2.2	-1.5
Gum and wood chemicals, including wood distillation products.		325194-1	-3.8	-0.1	0.5	2.8	-0.8	0.3
Cyclic crude and intermediate chemicals.		325194-2	-12.9	-0.4	1.2	0.3	-2.7	-2.1
Secondary products and miscellaneous receipts.		325194-SM						
All other basic organic chemical manufacturing.	325199		-4.1	0.6	-2.5	1.5	-0.3	-0.3
Primary products.		325199-P	-6.1	0.5	-3.2	1.5	-0.4	-0.3
Natural organic chemicals.		325199-E	-11.9	0.1	-2.1	0.0	-2.0	0.8
Synthetic organic chemicals for use as flavor and perfume materials.		325199-H	-	0.0	0.1	-0.1	-	-
Synthetic organic rubber-processing chemicals.		325199-K	-	1.6	-1.4	2.3	0.3	-
Synthetic organic plasticizers.		325199-N	-2.4	0.6	-4.6	4.9	-2.6	3.6
Other synthetic organic chemicals.		325199-R	-3.3	5.0	-0.4	2.6	-0.9	-0.8
Miscellaneous end use chemicals and chemical products, excluding urea.		325199-T	-2.1	-0.5	-3.6	2.7	-1.3	1.4
Miscellaneous cyclic and acyclic chemicals and chemical products, excluding fatty acid esters.		325199-V	-4.1	-0.1	-3.6	1.4	2.1	-0.3
Fatty acids.		325199-1	-30.0	-7.0	-14.3	-3.1	-4.3	-6.5
Industrial organic flavor oil mixtures and blends.		325199-7	-20.3	-0.3	4.4	-1.1	-0.1	0.0
Secondary products and miscellaneous receipts.		325199-SM						
Resin, synthetic rubber, and artificial/synthetic fiber/filaments mfg.	3252		-4.9	-0.5	-1.3	2.0	0.5	1.2
Resin and synthetic rubber mfg.	32521		-5.5	-0.4	-1.2	2.2	-0.1	1.7
Plastics material and resin manufacturing.	325211		-6.0	-0.3	-1.2	2.2	-0.5	1.4
Primary products.		325211-P	-6.3	-0.3	-1.2	2.3	-0.5	1.5
Thermoplastic resins and plastics materials.		325211-1	-5.3	-0.4	-1.3	2.5	-0.2	0.9

See footnotes at end of table.

Table 12. Producer price index percentage changes for the net output of selected industries and their products, not seasonally adjusted — Continued
 [April 2024]

Title ¹	Industry code	Product code	Unadjusted 12-month percent change ²	Unadjusted 1-month percent change ²				
				Apr. 2023 to Apr. 2024 ^P	Nov. to Dec.	Dec. to Jan. ^P	Jan. to Feb. ^P	Feb. to Mar. ^P
Plastics material and resin manufacturing - Continued								
Thermosetting resins and plastics materials.....		325211-4	-11.8	0.0	-1.0	1.3	-2.5	5.4
Secondary products and miscellaneous receipts.....		325211-SM						
Synthetic rubber manufacturing.....	325212		-0.2	-1.8	-1.8	1.4	4.1	4.9
Primary products.....		325212-P	-0.2	-1.8	-1.8	1.4	4.2	5.0
Synthetic rubber (vulcanizable elastomers).....		325212-0	-0.2	-1.8	-1.8	1.4	4.2	5.0
Secondary products and miscellaneous receipts.....		325212-SM						
Artificial fibers and filaments manufacturing.....	32522		2.8	-0.9	-2.2	0.6	7.8	-3.8
Artificial fibers and filaments manufacturing.....	325220		2.8	-0.9	-2.2	0.6	7.8	-3.8
Primary products.....		325220-P	2.7	-1.3	-2.3	0.7	8.2	-4.0
Polyester manufactured fibers.....		325220-7	-2.1	-2.4	1.3	0.0	-0.4	0.0
Other noncellulosic organic fibers, incl. polyamide, polyolefin, and producer-textured.....		325220-9	5.3	-0.9	-3.9	0.9	12.3	-5.7
Secondary products and miscellaneous receipts.....		325220-SM						
Pesticide, fertilizer, and other agricultural chemical mfg.....	3253		-8.9	1.6	-0.2	-0.6	1.2	0.5
Fertilizer mfg.....	32531		-6.2	2.5	0.0	-1.0	2.2	0.9
Nitrogenous fertilizer manufacturing.....	325311		-10.2	5.3	-3.2	-5.4	3.7	2.9
Primary products.....		325311-P	-10.6	5.3	-3.2	-5.7	3.7	2.7
Synthetic ammonia, nitric acid, ammonium compounds, and urea.....		325311-A	-11.6	6.0	-3.7	-6.3	4.2	3.1
Fertilizer materials of organic origin.....		325311-7	0.0	0.0	1.0	-0.1	-0.2	0.0
Secondary products and miscellaneous receipts.....		325311-SM						
Secondary products.....		325311-S	40.5	3.2	-4.6	33.7	-1.2	14.4
Phosphatic fertilizer manufacturing.....	325312		-3.4	1.4	2.1	1.7	1.6	-0.7
Primary products.....		325312-P	-3.5	1.4	2.1	1.8	1.5	-0.7
Phosphoric acid, superphosphates, and other phosphatic fertilizer materials.....		325312-A	-4.1	2.1	3.1	2.7	2.2	-1.0
Mixed fertilizers, made in plants which manufacture fertilizer materials.....		325312-7	-2.3	0.0	0.0	-0.2	0.0	0.0
Secondary products and miscellaneous receipts.....		325312-SM						
Fertilizer, mixing only, manufacturing (including compost).....	325314		-4.7	0.0	1.2	0.7	1.0	1.0
Primary products.....		325314-P	-4.5	0.0	1.3	0.7	1.0	1.0
Mixed fertilizers, mixing only.....		325314-0	-4.5	0.0	1.3	0.7	1.0	1.0
Mixed fertilizers, dry, mixing only.....		325314-01	-2.6	-0.1	0.8	0.4	0.5	1.5
Mixed fertilizers, liquid, mixing only.....		325314-02	-13.2	0.0	3.9	2.7	3.1	-1.5
Secondary products and miscellaneous receipts.....		325314-SM						
Miscellaneous receipts.....		325314-M	-13.1	0.7	-2.1	0.6	1.4	1.1
Pesticide and other agricultural chemical mfg.....	32532		-12.3	0.5	-0.3	0.0	0.1	0.0
Pesticide and other agricultural chemical manufacturing.....	325320		-12.3	0.5	-0.3	0.0	0.1	0.0
Primary products.....		325320-P	-12.4	0.5	-0.3	0.0	0.1	0.0
Agricultural and commercial pesticides and chemicals.....		325320-1	-13.3	0.5	-0.4	0.0	0.1	0.0
Lawn and garden pesticides and chemicals.....		325320-4	-3.5	0.0	-0.6	0.0	0.0	0.0
Household and institutional pesticides and chemicals.....		325320-7	0.9	0.0	0.6	0.0	0.0	0.0
Secondary products and miscellaneous receipts.....		325320-SM						
Pharmaceutical and medicine mfg.....	3254		1.5	0.0	1.0	0.2	0.1	0.0
Pharmaceutical and medicine mfg.....	32541		1.5	0.0	1.0	0.2	0.1	0.0
Medicinal and botanical manufacturing.....	325411		5.2	-0.2	0.4	4.1	0.1	0.2
Primary products.....		325411-P	5.1	-0.2	0.4	4.0	0.1	0.2
Synthetic organic medicinal chemicals, medicinal & botanical drugs, & other products.....		325411-0	5.1	-0.2	0.4	4.0	0.1	0.2
Secondary products and miscellaneous receipts.....		325411-SM1						
Pharmaceutical preparation manufacturing.....	325412		1.6	0.0	1.1	0.3	0.1	0.0
Primary products.....		325412-P	1.6	0.0	1.1	0.3	0.1	0.0
Pharmaceuticals acting on the respiratory system, for human use.....		325412-A	-1.7	0.0	1.4	0.0	0.0	0.0
Antihistamines and bronchodilators, including antiasthmatics.....		325412-A111	1.2	0.0	1.2	0.0	0.0	0.0
Other respiratory preparations.....		325412-A112	-6.1	0.0	1.8	0.0	0.0	0.0
Other respiratory preparations, over-the-counter.....		325412-A112OC	-	0.0	0.0	0.0	0.0	-
Other respiratory preparations, prescription.....		325412-A112RX	-12.8	0.0	-	-	-	-
Pharmaceuticals acting on the digestive or the genito-urinary systems, for human use.....		325412-D	-8.5	0.0	-7.5	0.0	0.0	-1.0
Other digestive or genito-urinary preparations.....		325412-D112	-9.8	0.0	-8.2	0.0	0.0	-1.7
Other digestive or genito-urinary preparations, prescription.....		325412-D112RX	-11.7	0.0	-9.8	0.1	0.0	-2.0
Pharmaceuticals acting on the skin, for human use.....		325412-G	-0.8	-0.7	0.6	-0.3	0.1	-0.5
Other pharmaceutical preparations acting on the skin.....		325412-G311	0.2	0.0	0.5	-0.3	0.0	0.0

See footnotes at end of table.

Table 12. Producer price index percentage changes for the net output of selected industries and their products, not seasonally adjusted — Continued
 [April 2024]

Title ¹	Industry code	Product code	Unadjusted 12-month percent change ²	Unadjusted 1-month percent change ²				
				Apr. 2023 to Apr. 2024 ^P	Nov. to Dec.	Dec. to Jan. ^P	Jan. to Feb. ^P	Feb. to Mar. ^P
Pharmaceutical preparation manufacturing - Continued								
Anti-acne preparations.....		325412-G611	1.0	0.0	1.0	0.0	0.0	0.0
Vitamin, nutrient, and hematinic preparations, for human use.....		325412-L	4.5	0.5	0.0	0.0	0.3	0.1
Multivitamins.....		325412-L111	7.7	0.0	0.0	0.0	0.0	0.0
Other vitamins and nutrients.....		325412-L112	2.3	0.8	0.0	0.0	0.4	0.2
Pharmaceuticals affecting parasitic and infective diseases, for human use.....		325412-Q	1.2	0.0	0.8	0.2	0.0	0.0
Broad and medium spectrum antibiotics.....		325412-Q111	0.0	0.0	0.0	0.0	0.0	0.0
Systemic antivirals.....		325412-Q112	3.3	0.0	3.3	0.0	0.0	0.0
Other parasitic and infective diseases.....		325412-Q113	2.1	0.0	1.1	0.5	0.0	0.0
Pharmaceuticals for veterinary use, incl medicinal premixes/pet care products.....		325412-W	-	0.0	2.2	0.0	0.0	-
Pharmaceuticals affecting neoplasms, the endocrine system, & metabolic diseases, for human use.....		325412-1	0.6	0.0	0.4	0.0	0.0	0.0
Cancer therapy products.....		325412-1111	2.6	0.0	2.0	0.0	0.0	0.0
Insulin/antidiabetes products.....		325412-1112	-8.7	0.0	-8.9	0.0	0.0	0.0
Other neoplasms, endocrine system, and metabolic diseases.....		325412-1113	1.5	0.0	1.3	0.0	0.0	0.0
Hormones and oral contraceptives.....		325412-1114	0.1	0.0	0.1	0.0	0.0	0.0
Pharmaceuticals acting on the central nervous system and the sense organs, for human use.....		325412-4	3.4	0.0	2.9	0.6	0.0	0.0
Analgesics.....		325412-4111	1.9	0.0	0.0	1.5	0.0	0.0
Psychotherapeutics.....		325412-4112	1.0	0.0	0.0	1.0	0.0	0.0
Antidepressants.....		325412-41121	1.0	0.0	0.0	1.0	0.0	0.0
Other psychotherapeutics, including tranquilizers.....		325412-41123	1.3	0.0	0.3	0.9	0.0	0.0
Other central nervous system and sense organs.....		325412-4113	5.0	0.0	4.9	0.0	0.0	0.0
Anticonvulsants.....		325412-4114	-10.3	0.0	0.3	3.9	0.0	0.0
Analgesics, over-the-counter.....		325412-4111OC	4.4	0.0	0.0	0.0	0.0	0.0
Analgesics, prescription.....		325412-4111RX	1.7	0.0	0.0	1.7	0.0	0.0
Pharmaceuticals acting on the cardiovascular system, for human use.....		325412-7	1.0	0.0	0.6	0.0	0.0	0.1
Other cardiovascular preparations.....		325412-7113	0.1	0.0	0.0	0.0	0.0	0.0
Secondary products and miscellaneous receipts.....		325412-SM	-	0.0	0.0	0.0	0.0	-
Miscellaneous receipts.....		325412-M	-	0.0	0.0	0.0	0.0	-
Secondary products.....		325412-S	-	0.0	2.1	0.0	-	-
In-vitro diagnostic substance manufacturing.....	325413		-1.6	0.1	0.7	-1.0	0.0	0.1
Primary products.....		325413-P	-1.9	0.1	0.7	-1.2	0.0	0.1
In-vitro diagnostic substances.....		325413-0	-1.9	0.1	0.7	-1.2	0.0	0.1
Secondary products and miscellaneous receipts.....		325413-SM	-	-	-	-	-	-
Secondary products.....		325413-S	2.9	0.1	0.7	3.5	0.1	0.3
Other biological product manufacturing.....	325414		2.1	-0.4	1.3	0.0	0.0	0.4
Primary products.....		325414-P	2.2	-0.5	1.2	0.0	0.0	0.4
Biological products, excluding diagnostic, for veterinary, industrial, and all other misc. uses.....		325414-A	-	-1.4	4.3	0.0	-	-
Biological products, excluding diagnostic, for human use.....		325414-T	1.5	0.0	-0.3	0.0	0.0	0.6
Secondary products and miscellaneous receipts.....		325414-SM1	-	-	-	-	-	-
Paint, coating & adhesive mfg.....	3255		-0.9	0.0	0.0	-0.2	0.2	-0.1
Paint and coating mfg.....	32551		-1.4	0.1	-0.1	-0.1	-0.1	-0.2
Paint and coating manufacturing.....	325510		-1.4	0.1	-0.1	-0.1	-0.1	-0.2
Primary products.....		325510-P	-1.5	0.0	0.0	-0.1	-0.1	-0.2
Miscellaneous allied paint products including paint and varnish removers, thinners, etc.....		325510-B	-4.1	0.1	-1.3	0.0	0.0	-0.4
Architectural coatings.....		325510-1	0.0	0.0	0.4	0.0	0.0	0.0
Exterior architectural coatings.....		325510-11	1.1	0.0	1.1	0.0	0.0	0.0
Interior architectural coatings.....		325510-12	-0.6	0.0	0.0	0.0	0.0	0.0
Product finishes for original equipment manufacturers (OEM), excluding marine coatings.....		325510-4	-4.4	-0.2	-0.6	-0.3	0.2	-0.4
Transportation finishes, except powdered and high-solids coatings.....		325510-41	-1.4	-0.1	-0.2	-1.5	0.8	1.2
All other product finishes for original equipment manufacturers (OEM), excluding marine coating.....		325510-42	-5.1	-0.2	-0.8	0.0	0.0	-0.8
Special purpose coatings incl. marine, industrial, construction and maintenance coatings, etc.....		325510-7	-1.8	0.1	-0.1	-0.4	-0.6	-0.6
Automotive, other transportation and machinery refinish paints and enamels, including primers.....		325510-71	8.0	6.3	-3.6	4.4	-1.6	-0.5
Special purpose coatings, including all marine coatings and traffic marking paints.....		325510-72	-2.3	-0.2	0.1	-0.7	-0.5	-0.6
Secondary products and miscellaneous receipts.....		325510-SM	-	-	-	-	-	-
Secondary products.....		325510-S	-3.1	0.0	-3.2	0.0	0.2	0.0
Adhesive mfg.....	32552		0.0	-0.2	0.1	-0.4	0.7	0.1

See footnotes at end of table.

Table 12. Producer price index percentage changes for the net output of selected industries and their products, not seasonally adjusted — Continued
 [April 2024]

Title ¹	Industry code	Product code	Unadjusted 12-month percent change ²	Unadjusted 1-month percent change ²				
			Apr. 2023 to Apr. 2024 ^P	Nov. to Dec.	Dec. to Jan. ^P	Jan. to Feb. ^P	Feb. to Mar. ^P	Mar. to Apr. ^P
Adhesive manufacturing.....	325520		0.0	-0.2	0.1	-0.4	0.7	0.1
Primary products.....		325520-P	0.0	-0.2	0.1	-0.5	0.7	0.1
Nonstructural caulking compounds and sealants.....		325520-A	1.1	0.0	0.6	0.0	0.5	0.0
Structural sealants (load bearing).....		325520-B	0.8	0.0	0.0	0.0	0.8	0.0
Synthetic resin & rubber adhesives, incl all types of bonding & laminating adhesives.....		325520-4	-0.7	-0.3	0.0	-0.8	0.9	0.2
Epoxy adhesives.....		325520-41	1.5	0.0	0.0	0.0	0.4	0.0
Other synthetic resin and rubber adhesives.....		325520-46	-1.4	-0.3	-0.5	-0.2	1.4	0.0
Secondary products and miscellaneous receipts.....		325520-SM						
Secondary products.....		325520-S	1.7	0.0	1.4	0.0	-0.1	-0.1
Soap, cleaners, and toilet preparation mfg.....	3256		1.5	0.3	0.0	0.5	0.0	0.2
Soap & cleaning compound mfg.....	32561		1.4	0.6	0.1	0.3	0.0	0.4
Soap and other detergent manufacturing.....	325611		2.1	1.0	0.1	0.4	0.0	0.5
Primary products.....		325611-P	1.8	1.1	0.1	0.4	0.0	0.3
Soaps and detergents, commercial, industrial, and institutional.....		325611-1	5.4	3.1	0.4	0.4	0.0	1.2
Commercial, industrial, and institutional hard surface cleaners.....		325611-11	5.0	-0.1	0.6	0.4	0.0	4.1
Commercial, industrial, and institutional laundry detergents.....		325611-12	6.4	0.0	0.0	0.0	0.0	6.4
Commercial, industrial, and institutional dishwashing detergents.....		325611-13	7.4	7.4	0.0	0.0	0.0	0.0
Commercial, industrial, and institutional metal cleaners.....		325611-14	5.1	0.0	0.0	0.1	0.0	4.9
Dairy, farm, and food plant cleaners, sanitizers, etc.....		325611-16	—	0.0	0.0	2.6	—	—
Commercial, industrial, and institutional soaps, excluding specialty cleaners.....		325611-17	1.4	0.0	1.5	0.0	0.0	0.4
Household detergents.....		325611-4	0.6	0.0	0.0	0.0	0.0	-0.2
Household alkaline detergents and cleaners.....		325611-45	-0.1	0.1	0.0	0.0	0.1	-1.1
Household dry and liquid laundry detergents.....		325611-46	0.0	0.0	0.0	0.0	0.0	0.0
Soaps, excluding specialty cleaners, household.....		325611-7	1.3	0.8	0.0	1.9	0.0	0.0
Secondary products and miscellaneous receipts.....		325611-SM						
Miscellaneous receipts.....		325611-M	0.0	0.0	0.0	0.0	0.0	0.0
Secondary products.....		325611-S	5.6	0.0	0.0	0.0	0.1	3.7
Polish and other sanitation good mfg.....	325612		0.5	0.0	0.1	0.5	0.1	0.1
Primary products.....		325612-P	0.5	0.0	0.1	0.5	0.1	0.1
Polishing preparations and related products.....		325612-7	-1.4	0.0	-0.1	0.0	-0.1	0.0
Specialty cleaning and sanitation products.....		325612-8	1.5	0.0	0.2	1.1	0.2	0.2
Disinfectants, nonagricultural, industrial and institutional.....		325612-81	2.0	0.0	0.9	0.0	0.0	1.0
Air and room fresheners.....		325612-83	-0.1	0.0	-0.1	0.0	0.0	0.0
Laundry fabric softeners and rinses, liquid and dry.....		325612-88	2.1	0.0	0.1	0.0	0.0	0.0
Other specialty cleaning and sanitation products.....		325612-89	1.9	0.0	0.1	2.0	0.4	0.0
Secondary products and miscellaneous receipts.....		325612-SM						
Miscellaneous receipts.....		325612-M	1.3	0.0	1.3	0.0	0.0	0.0
Surface active agent manufacturing.....	325613		0.2	-0.1	-0.1	0.0	0.0	0.1
Primary products.....		325613-P	0.6	0.0	0.0	0.0	0.0	0.0
Surfactants, finishing agents, and assistants.....		325613-0	0.6	0.0	0.0	0.0	0.0	0.0
Surfactants (bulk surface active agents).....		325613-02	2.2	0.0	0.0	0.0	0.0	0.0
Secondary products and miscellaneous receipts.....		325613-SM						
Toilet preparation mfg.....	32562		1.6	0.0	0.0	0.6	0.1	0.0
Toilet preparation manufacturing.....	325620		1.6	0.0	0.0	0.6	0.1	0.0
Primary products.....		325620-P	1.7	0.0	0.0	0.7	0.1	0.0
Denture cleaners, mouthwashes, gargles, and rinses.....		325620-A	3.1	0.0	0.0	0.0	0.0	0.0
Creams, lotions, and oils, excluding shaving, hair, and deodorant.....		325620-D	0.2	0.0	0.0	0.2	0.0	0.0
Other cosmetics and toilet preparations.....		325620-G	2.7	0.0	0.0	1.0	0.0	0.1
Shaving preparations.....		325620-1	-0.5	0.0	-0.7	0.0	0.0	0.0
Perfumes, toilet waters, and colognes.....		325620-4	1.1	0.0	0.0	1.1	0.0	0.0
Hair preparations (including shampoos).....		325620-7	1.4	0.0	0.0	0.8	0.5	0.1
Hair preparations incl professional, consumer, and cream/gel shampoos.....		325620-71	0.2	0.0	0.0	0.0	0.0	0.1
Hair tonics and hair dressings incl professional and consumer use.....		325620-72	5.7	0.0	0.0	3.6	2.1	0.0
Secondary products and miscellaneous receipts.....		325620-SM						
Secondary products.....		325620-S	—	-0.1	—	—	—	—
Other chemical product & preparation mfg.....	3259		0.8	1.5	-0.8	0.3	0.0	1.0
Printing ink mfg.....	32591		0.1	0.2	-0.1	-0.4	0.1	0.0
Printing ink manufacturing.....	325910		0.1	0.2	-0.1	-0.4	0.1	0.0
Primary products.....		325910-P	0.0	0.2	-0.1	-0.4	0.1	0.0
Flexographic printing inks.....		325910-A	-5.3	0.0	0.0	-1.4	0.0	0.0
Nonimpact/digital inks.....		325910-E	4.6	0.6	-0.4	0.3	-1.4	0.0

See footnotes at end of table.

Table 12. Producer price index percentage changes for the net output of selected industries and their products, not seasonally adjusted — Continued
 [April 2024]

Title ¹	Industry code	Product code	Unadjusted 12-month percent change ²	Unadjusted 1-month percent change ²				
				Apr. 2023 to Apr. 2024 ^P	Nov. to Dec.	Dec. to Jan. ^P	Jan. to Feb. ^P	Feb. to Mar. ^P
Printing ink manufacturing - Continued								
All other printing inks.....		325910-H	2.5	0.4	0.0	0.0	-0.1	-0.2
Lithographic and offset inks.....		325910-6	0.5	0.0	0.0	0.0	0.4	0.0
News and nonheat web offset printing inks.....		325910-61	2.0	0.0	0.0	0.0	4.8	0.0
Publication and commercial web inks.....		325910-62	0.5	0.0	0.0	0.0	0.0	0.0
Sheet-fed general inks.....		325910-63	-0.5	0.0	0.0	0.0	0.0	0.0
Sheet-fed packaging inks.....		325910-64	0.6	0.0	0.0	0.0	0.0	0.0
Gravure printing inks.....		325910-7	0.1	0.0	0.0	0.2	0.0	0.0
Secondary products and miscellaneous receipts.....		325910-SM						
Miscellaneous receipts.....		325910-M	0.0	0.0	0.0	0.0	0.0	0.0
Explosives mfg.....	32592		4.0	-0.3	3.0	1.4	0.2	-0.1
Explosives manufacturing.....	325920		4.0	-0.3	3.0	1.4	0.2	-0.1
Primary products.....		325920-P	4.4	-0.4	3.2	1.4	0.2	0.2
Explosives and blasting accessories.....		325920-0	4.4	-0.4	3.2	1.4	0.2	0.2
Secondary products and miscellaneous receipts.....		325920-SM						
All other chemical product & preparation mfg.....	32599		0.7	1.8	-1.1	0.4	0.0	1.2
Custom compounding of purchased resins.....	325991		1.8	-0.1	1.1	-0.1	0.2	1.6
Primary products.....		325991-P	1.7	-0.1	1.1	-0.1	0.2	1.6
Custom compounding of purchased resins and color concentrates.....		325991-0	1.7	-0.1	1.1	-0.1	0.2	1.6
Secondary products and miscellaneous receipts.....		325991-SM						
Photographic Film, Paper, Plate, Chemical, and Copy Toner Manufacturing.....	325992		4.5	9.7	-8.2	4.1	0.4	3.7
Primary products.....		325992-P	4.7	10.6	-8.8	4.4	0.4	4.0
Photographic sensitized film, plates, paper, & cloth.....		325992-T	7.6	15.6	-12.0	6.3	0.6	5.4
Photographic sensitized film, plates, paper, & cloth, silver-halide-type (excl X-ray).....		325992-T1	8.3	18.5	-14.1	7.5	-	-
Photographic sensitized film, plates, paper & cloth, other than silver-halide-type (incl X-ray).....		325992-T3	3.9	1.0	0.0	0.0	3.9	2.7
Prepared photographic chemicals.....		325992-5	-2.2	-1.3	0.2	0.0	0.0	0.6
Secondary products and miscellaneous receipts.....		325992-SM						
Other miscellaneous chemical product manufacturing.....	325998		-0.9	0.7	-0.2	-0.4	-0.2	0.3
Primary products.....		325998-P	-0.9	0.8	-0.3	-0.5	-0.3	0.3
Water treating compounds.....		325998-A	-5.9	3.4	0.1	-0.1	-0.4	0.0
All other chemical preparations, including essential oils, matches, and gelatin.....		325998-J	0.1	0.5	-0.4	-0.7	-0.3	0.3
Secondary products and miscellaneous receipts.....		325998-SM						
Miscellaneous receipts.....		325998-M	0.2	0.0	0.0	0.0	0.0	0.2
Secondary products.....		325998-S	-	0.1	0.0	0.3	-0.4	-
Plastics and rubber products mfg.....	326		-0.3	0.0	0.1	0.0	0.3	0.4
Plastics product mfg.....	3261		-0.3	-0.1	0.1	0.0	0.4	0.5
Unsupported plastics film, sheet, and bag mfg.....	32611		-0.4	0.1	-0.2	0.8	0.4	0.9
Plastics bag and pouch manufacturing.....	326111		0.7	-0.1	0.1	0.1	0.2	0.7
Primary products.....		326111-P	0.6	-0.1	0.1	0.0	0.1	0.7
Single-web film specialty bags, pouches, and liners.....		326111-1	0.6	-0.1	0.1	0.0	0.1	0.7
Polyethylene grocery and variety bags and pouches.....		326111-11	-2.0	0.0	0.0	0.1	0.0	0.0
Polyethylene refuse bags.....		326111-12	-0.9	-0.5	-0.4	-1.2	-0.2	1.2
Other polyethylene bags, pouches, and liners.....		326111-15	3.0	0.0	0.7	0.3	0.4	1.6
Coextruded single-web film specialty bags, pouches, & liners.....		326111-16	1.1	0.0	0.0	1.0	0.0	0.0
Multiweb film/film combination specialty bags, pouches, and liners.....		326111-3	-0.3	0.0	0.1	-0.9	0.5	0.5
Secondary products and miscellaneous receipts.....		326111-SM						
Secondary products.....		326111-S	5.6	0.0	0.6	2.9	1.1	0.2
Plastics packaging film and sheet mfg.....	326112		2.6	0.1	-0.3	1.0	0.5	0.9
Primary products.....		326112-P	2.7	0.0	-0.3	1.0	0.5	1.0
Single-web film, rolls, and sheets, including coextruded, for flexible packaging uses.....		326112-1	4.0	-0.2	0.7	1.0	0.5	0.7
Single-web film, rolls, and sheets for flexible packaging uses.....		326112-11	4.2	0.0	1.0	0.7	0.6	0.6
Coextruded single-web film, for flexible packaging uses.....		326112-12	3.4	-0.8	-0.2	2.3	0.5	1.1
Film/film multiweb laminated rolls and sheets, excluding foil, for flexible packaging uses.....		326112-3	-3.2	0.9	-5.1	0.9	0.5	2.6
Secondary products and miscellaneous receipts.....		326112-SM						
Secondary products.....		326112-S	0.2	0.6	-0.8	1.2	-0.2	0.0
Nonpackaging plastics film and sheet mfg.....	326113		-3.7	0.3	-0.4	1.1	0.5	1.0
Primary products.....		326113-P	-3.7	0.4	-0.5	1.1	0.5	1.0
Unlaminated plastics film and sheet, excluding packaging.....		326113-0	-3.7	0.4	-0.5	1.1	0.5	1.0

See footnotes at end of table.

Table 12. Producer price index percentage changes for the net output of selected industries and their products, not seasonally adjusted — Continued
 [April 2024]

Title ¹	Industry code	Product code	Unadjusted 12-month percent change ²	Unadjusted 1-month percent change ²				
			Apr. 2023 to Apr. 2024 ^P	Nov. to Dec.	Dec. to Jan. ^P	Jan. to Feb. ^P	Feb. to Mar. ^P	Mar. to Apr. ^P
Nonpackaging plastics film and sheet mfg. - Continued								
Unlaminated polyethylene film and sheet		326113-01	-5.1	0.3	-0.4	1.2	-0.1	0.0
Unlaminated vinyl and vinyl copolymer film and sheet		326113-03	—	0.0	-3.0	0.0	—	—
Miscellaneous unlaminated plastics film and sheet		326113-04	-2.5	-0.1	0.0	0.4	1.8	2.3
Secondary products and miscellaneous receipts		326113-SM						
Secondary products		326113-S	-4.8	-2.5	1.0	0.4	0.3	0.7
Plastics pipe/fitting/unsupported shapes mfg.	32612		-4.8	-0.3	-0.7	-0.4	-0.3	1.2
Unlaminated plastics profile shape mfg.	326121		-3.0	1.2	-2.7	0.0	-0.4	0.9
Primary products		326121-P	-3.2	1.4	-3.1	0.0	-0.4	1.2
Unlaminated plastics profile shapes		326121-0	-3.2	1.4	-3.1	0.0	-0.4	1.2
Secondary products and miscellaneous receipts		326121-SM						
Plastics pipe and pipe fitting manufacturing	326122		-5.6	-1.0	0.3	-0.6	-0.2	1.4
Primary products		326122-P	-5.7	-1.0	0.3	-0.6	-0.2	1.4
Plastics pipe		326122-1	-6.9	-1.3	0.3	-0.8	-0.5	1.4
Plastics drain, waste, and vent pipe		326122-11	-7.9	-1.5	1.7	-2.2	-1.2	1.0
Plastics water pipe		326122-13	-7.6	-2.0	1.1	-1.7	-0.3	2.1
Plastics sewer, stormdrain, and water main pipe		326122-18	-7.7	-0.7	-1.8	0.2	-0.3	1.2
Other plastics pipe		326122-1B	-7.8	0.0	0.0	0.0	0.0	1.2
Plastics pipe fittings and unions		326122-3	0.7	0.6	0.2	-0.1	1.1	1.4
Secondary products and miscellaneous receipts		326122-SM						
Miscellaneous receipts		326122-M	0.3	-0.1	1.8	1.7	-0.7	-0.8
Secondary products		326122-S1	3.1	0.0	-1.3	0.3	-0.3	2.5
Laminated plastics plate, sheet, and shape mfg.	32613		2.6	0.6	0.1	0.0	0.0	0.5
Laminated plastics plate, sheet (except packaging), and shape manufacturing	326130		2.6	0.6	0.1	0.0	0.0	0.5
Primary products		326130-P	2.5	0.7	0.2	0.0	0.0	0.4
Laminated plastics plates, sheet (except packaging), and shapes		326130-0	2.5	0.7	0.2	0.0	0.0	0.4
Secondary products and miscellaneous receipts		326130-SM						
Secondary products		326130-S	—	0.0	0.0	0.0	0.0	—
Polystyrene foam product mfg.	32614		-1.1	-0.3	0.2	-0.1	1.8	0.0
Polystyrene foam product manufacturing	326140		-1.0	-0.3	0.2	-0.1	1.9	0.0
Primary products		326140-P	-3.7	-0.4	0.2	-0.1	0.0	0.0
Packaging, polystyrene foam products		326140-2	-4.0	-0.6	0.2	-0.4	0.1	-0.4
Polystyrene foam food containers		326140-21	-3.0	-0.2	-0.3	-0.4	0.2	-0.6
Polystyrene foam protective shipping pads, shaped cushioning, etc.		326140-22	-5.9	-1.4	1.1	-0.4	0.0	0.0
Building and construction polystyrene foam products		326140-3	-7.2	0.3	0.4	0.1	0.0	0.0
Consumer and institutional polystyrene foam products		326140-5	-2.2	-0.2	-0.4	0.1	-0.1	0.4
All other polystyrene foam products incl. transportation application uses		326140-9	-0.2	-1.7	2.6	0.0	0.0	0.0
Secondary products and miscellaneous receipts		326140-SM						
Foam product (ex polystyrene) mfg.	32615		-1.9	-0.4	0.1	-0.2	0.0	0.0
Urethane and other foam product mfg.	326150		-1.9	-0.4	0.1	-0.2	0.0	0.0
Primary products		326150-P	-2.0	-0.4	0.1	-0.2	0.0	0.0
Packaging polyurethane foam products		326150-2	0.0	0.0	0.0	0.0	0.0	0.0
Furniture and furnishings polyurethane foam products		326150-4	-5.1	-1.0	0.0	-0.6	0.0	0.0
Polyurethane foam formed and slab stock for pillows, seating, and cushioning ..		326150-41	-6.6	0.0	0.0	-2.2	-0.1	0.0
Consumer and institutional polyurethane foam products		326150-5	0.0	0.0	0.0	0.0	0.0	0.0
All other miscellaneous polyurethane foam products		326150-6	0.9	0.0	0.0	0.0	1.0	0.1
Products made of foam other than polystyrene or polyurethane		326150-9	0.5	0.0	0.5	0.0	0.0	0.0
Secondary products and miscellaneous receipts		326150-SM						
Secondary products		326150-S	0.6	0.0	0.3	0.0	0.1	0.0
Plastics bottle mfg.	32616		0.7	0.3	0.8	-0.9	0.2	0.1
Plastics bottle manufacturing	326160		0.7	0.3	0.8	-0.9	0.2	0.1
Primary products		326160-P	0.6	0.3	0.8	-1.0	0.1	0.1
Plastics bottles		326160-0	0.6	0.3	0.8	-1.0	0.1	0.1
Secondary products and miscellaneous receipts		326160-SM						
Other plastics product mfg.	32619		0.8	-0.1	0.3	0.0	0.3	0.4
Plastics plumbing fixture manufacturing	326191		0.4	-0.9	1.1	0.0	0.0	0.0
Primary products		326191-P	0.4	-0.9	1.2	0.0	0.0	0.0
Plastics plumbing fixtures		326191-0	0.4	-0.9	1.2	0.0	0.0	0.0
Secondary products and miscellaneous receipts		326191-SM						
Miscellaneous receipts		326191-M	2.1	0.0	0.8	0.0	0.0	0.0

See footnotes at end of table.

Table 12. Producer price index percentage changes for the net output of selected industries and their products, not seasonally adjusted — Continued
 [April 2024]

Title ¹	Industry code	Product code	Unadjusted 12-month percent change ²	Unadjusted 1-month percent change ²				
				Apr. 2023 to Apr. 2024 ^P	Nov. to Dec.	Dec. to Jan. ^P	Jan. to Feb. ^P	Feb. to Mar. ^P
All other plastics product manufacturing.....	326199		0.9	0.0	0.3	0.0	0.3	0.4
Primary products.....		326199-P	0.7	-0.1	0.3	0.0	0.4	0.3
All other reinforced and fiberglass plastics products.....		326199-A	2.2	0.6	-0.1	0.9	-0.2	0.0
Consumer/institutional/commercial fabricated plastics products (excl. foam and wire coated).....		326199-C	0.4	0.0	0.0	0.2	0.0	0.2
Transportation fabricated plastics products (excluding foam and reinforced plastics).....		326199-1	-0.8	0.0	0.0	0.0	1.2	0.0
Electrical and electronic fabricated plastics (excluding foam and reinforced plastics).....		326199-2	3.9	1.9	0.0	0.0	0.0	0.0
Industrial machinery plastics products, excluding foam (incl. gears, bearings, etc.).....		326199-3	0.3	0.0	0.0	0.0	0.0	0.0
Plastics packaging (excluding film, sheet, foam, and bottles).....		326199-4	-1.0	-0.7	1.1	-0.3	0.5	1.2
Building & construction fabricated plastics products (excl foam, plumbing fixtures, hardware).....		326199-8	3.4	0.1	0.5	0.0	0.2	0.2
Secondary products and miscellaneous receipts.....		326199-SM						
Miscellaneous receipts.....		326199-M	-1.3	0.5	-0.4	0.0	0.0	0.0
Secondary products.....		326199-S	7.2	0.3	0.3	0.3	0.0	1.7
Rubber product mfg.....	3262		-0.3	0.0	0.2	0.1	-0.1	0.0
Tire mfg.....	32621		-1.2	0.0	0.0	0.0	-0.1	0.0
Tire manufacturing, except retreading.....	326211		-1.2	0.0	0.0	0.0	-0.1	0.0
Primary products.....		326211-P	-1.2	0.0	0.0	0.0	-0.1	0.0
Tread rubber, tire sundries, and repair materials.....		326211-H	-0.4	0.3	0.0	0.0	0.0	0.0
Pneumatic tires (including passenger, truck, bus, tractor, industrial, and other tires).....		326211-0	-1.3	0.0	0.1	0.0	-0.1	0.0
Passenger car pneumatic tires (casings).....		326211-01	-0.4	0.0	0.2	0.0	-0.1	0.0
Truck and bus (including off-the-highway) pneumatic tires.....		326211-03	-4.5	0.0	-0.3	0.2	-0.1	0.0
Secondary products and miscellaneous receipts.....		326211-SM						
Rubber and plastics hose and belting.....	32622		-0.1	0.0	0.4	0.1	0.4	0.1
Rubber and plastics hose and belting mfg.....	326220		-0.1	0.0	0.4	0.1	0.4	0.1
Primary products.....		326220-P	-0.1	0.0	0.3	0.1	0.4	0.1
Rubber and plastics belt and belting mfg.....		326220-D	-0.1	0.0	1.0	0.0	0.0	0.0
Rubber and plastics transmission belts and belting (excluding flat).....		326220-D2	0.8	0.0	0.7	0.0	0.0	0.0
Rubber and plastic hose mfg.....		326220-H	-0.1	0.0	-0.5	0.1	1.0	0.2
Rubber and plastics hose for on- and off-highway motor vehicles.....		326220-H3	3.1	0.0	-1.5	0.0	2.8	0.0
Industrial rubber and plastics hose without fittings.....		326220-H4	0.0	0.0	0.0	0.0	0.0	0.0
Rubber and plastics water hose (incl. fire, irrigation, etc.).....		326220-H5	-7.5	0.0	0.2	0.8	0.0	1.4
Secondary products and miscellaneous receipts.....		326220-SM						
Other rubber product mfg.....	32629		0.8	0.1	0.3	0.2	-0.2	0.1
Rubber product mfg. for mechanical use.....	326291		1.8	-0.1	0.2	0.0	0.1	0.0
Primary products.....		326291-P	1.6	0.0	0.1	0.0	0.0	0.0
Other extruded rubber mechanical goods (excl. auto)(excl. tubing).....		326291-C	0.7	0.0	0.0	0.0	0.0	0.0
Molded rubber mechanical goods, automotive.....		326291-1	1.4	0.0	0.0	0.0	0.0	0.0
Molded rubber mechanical goods, transportation (excluding automotive)/off-highway machinery.....		326291-2	-0.6	0.0	-1.1	0.0	0.0	0.0
Other molded rubber mechanical goods (excluding tubing).....		326291-9	4.5	0.0	1.3	0.0	0.0	0.0
Secondary products and miscellaneous receipts.....		326291-SM						
Secondary products.....		326291-S	2.9	-1.5	1.5	-0.8	1.6	0.0
All other rubber product manufacturing.....	326299		0.2	0.2	0.3	0.4	-0.4	0.2
Primary products.....		326299-P	0.2	0.2	0.4	0.6	-0.5	0.2
All other miscellaneous rubber goods.....		326299-B	1.2	0.0	1.6	-0.1	0.0	0.0
Rubber compounds or mixtures for sale or interplant transfer.....		326299-6	-2.4	0.4	-0.1	0.0	0.0	0.6
All other industrial rubber products.....		326299-7	2.9	0.3	0.5	1.5	-1.5	0.0
Secondary products and miscellaneous receipts.....		326299-SM						
Secondary products.....		326299-S	-	-0.2	0.0	-1.7	0.2	0.1
Nonmetallic mineral product manufacturing.....	327		4.3	-0.2	1.6	0.7	0.6	-0.1
Clay product and refractory manufacturing.....	3271		2.1	-0.3	0.6	0.5	0.0	0.1
Pottery, ceramics, and plumbing fixture mfg.....	32711		1.2	0.0	0.0	0.4	0.3	0.1
Pottery, ceramics, and plumbing fixture mfg.....	327110		1.2	0.0	0.0	0.4	0.3	0.1
Primary products.....		327110-P	1.0	0.0	-0.1	0.3	0.3	0.1
Vitreous china, porcelain, and earthenware (semivitreous) table and kitchenware..		327110-5	-4.1	0.0	0.0	0.0	0.0	0.0
All other pottery products (including china decorated for the trade).....		327110-6	2.2	0.0	0.0	0.0	0.0	0.0
Porcelain, steatite, and other ceramic electrical products.....		327110-7	1.3	0.0	-0.4	0.6	0.6	0.2
Secondary products and miscellaneous receipts.....		327110-SM						

See footnotes at end of table.

Table 12. Producer price index percentage changes for the net output of selected industries and their products, not seasonally adjusted — Continued
 [April 2024]

Title ¹	Industry code	Product code	Unadjusted 12-month percent change ²	Unadjusted 1-month percent change ²				
				Apr. 2023 to Apr. 2024 ^P	Nov. to Dec.	Dec. to Jan. ^P	Jan. to Feb. ^P	Feb. to Mar. ^P
Clay building material and refractories mfg.	32712		2.4	-0.4	0.8	0.6	-0.1	0.2
Clay building material and refractories mfg.	327120		2.4	-0.4	0.8	0.6	-0.1	0.2
Primary products.		327120-P	2.2	-0.4	0.8	0.6	-0.1	0.2
Brick and structural clay tile.		327120-1	4.3	0.0	0.8	2.3	0.3	0.4
Building or common brick.		327120-11	4.3	0.0	0.7	2.4	0.3	0.4
Glazed brick and other brick (paving, floor, and sewer).		327120-12	6.4	0.0	5.7	0.0	0.0	0.0
Clay floor and wall tile, glazed and unglazed (including quarry tile and ceramic mosaic tile).		327120-2	-0.1	-2.6	0.0	0.9	-1.3	-2.0
Nonclay refractories (excluding dead-burned magnesia).		327120-6	4.2	1.0	1.7	-0.9	0.0	1.9
Clay refractories.		327120-7	1.4	0.0	0.8	0.0	0.0	0.5
All other structural clay products, excluding clay refractories.		327120-9	5.6	0.0	0.4	0.0	5.0	0.0
Secondary products and miscellaneous receipts.		327120-SM						
Miscellaneous receipts.		327120-M	1.7	0.0	0.9	0.0	0.8	0.0
Glass and glass product manufacturing.	3272		0.1	0.3	0.9	0.1	0.1	-0.6
Glass and glass product manufacturing.	32721		0.1	0.3	0.9	0.1	0.1	-0.6
Flat glass manufacturing.	327211		-2.2	0.4	-0.7	0.5	-0.5	0.0
Primary products.		327211-P	-2.2	0.4	-0.7	0.5	-0.5	0.0
Flat glass (float, sheet, and plate process), made by flat glass producers.		327211-1	-	0.6	-1.2	0.8	-0.7	-
Other glass products, made by flat glass producers.		327211-4	0.0	0.0	0.0	0.0	0.0	0.0
Secondary products and miscellaneous receipts.		327211-SM						
Other pressed and blown glass and glassware.	327212		1.0	0.0	-0.2	0.5	-0.2	0.1
Primary products.		327212-P	0.3	0.0	-0.2	0.5	-0.2	0.1
Glass fiber and machine-made pressed and blown glass and glassware, made by glass producers.		327212-B	0.1	0.0	-0.2	0.5	-0.2	0.1
Handmade pressed and blown glass and glassware, made by glass producers.		327212-9	10.6	0.0	0.4	0.0	0.0	0.0
Secondary and miscellaneous receipts.		327212-SM						
Glass container manufacturing.	327213		1.2	-0.1	3.6	0.3	0.0	-0.7
Primary products.		327213-P	1.2	-0.1	3.6	0.3	0.0	-0.7
Glass containers (including value of packaging).		327213-0	1.2	-0.1	3.6	0.3	0.0	-0.7
Secondary products and miscellaneous receipts.		327213-SM1						
Glass product mfg. made of purchased glass.	327215		0.2	0.5	0.7	-0.3	0.5	-0.9
Primary products.		327215-P	0.1	0.5	0.7	-0.3	0.5	-1.0
Pressed and blown glassware, made from purchased glass.		327215-E	1.3	0.7	1.2	0.8	0.5	-0.6
Other glass products, made from purchased glass.		327215-F	0.4	0.7	0.4	0.0	0.0	0.0
Mirrors (decorated and undecorated), made from purchased glass.		327215-9	-1.4	-0.4	1.4	-2.0	2.0	-4.2
Secondary products and miscellaneous receipts.		327215-SM						
Secondary products.		327215-S	3.2	0.0	3.0	0.0	0.0	0.0
Cement and concrete product manufacturing.	3273		6.8	-0.4	1.9	0.8	0.9	0.1
Cement manufacturing.	32731		6.9	-0.1	3.3	0.1	0.7	0.4
Cement manufacturing.	327310		6.9	-0.1	3.3	0.1	0.7	0.4
Primary products.		327310-P	7.0	-0.1	3.3	0.1	0.7	0.4
Cement, hydraulic (including cost of shipping containers).		327310-0	7.0	-0.1	3.3	0.1	0.7	0.4
Secondary products and miscellaneous receipts.		327310-SM						
Ready-mix concrete manufacturing.	32732		7.9	-1.2	2.3	1.0	1.4	0.1
Ready-mix concrete manufacturing.	327320		7.9	-1.2	2.3	1.0	1.4	0.1
Primary products.		327320-P	8.0	-1.3	2.3	1.0	1.5	0.1
Northeast region ready-mix concrete.		327320-A	9.5	-1.6	0.0	4.0	1.0	0.0
Midwest region ready-mix concrete.		327320-B	11.8	-1.8	3.9	-0.2	3.4	0.1
South region ready-mix concrete.		327320-C	10.0	-1.3	2.5	1.8	1.6	0.2
West region ready-mix concrete.		327320-D	1.2	-0.6	1.4	-0.2	-0.4	0.0
Secondary products and miscellaneous receipts.		327320-SM						
Miscellaneous receipts.		327320-M	2.1	0.0	1.4	0.0	0.0	0.0
Secondary products.		327320-S	3.7	0.0	3.3	0.0	0.0	0.2
Concrete pipe, brick, and block manufacturing.	32733		6.0	1.3	1.3	0.6	0.4	0.2
Concrete block and brick manufacturing.	327331		6.0	1.5	1.0	0.8	0.5	0.3
Primary products.		327331-P	6.1	1.5	1.0	0.8	0.5	0.3
Concrete block and brick.		327331-0	6.1	1.5	1.0	0.8	0.5	0.3
Structural concrete block, lightweight units (weighing less than 105 lb/cubic ft.) (dry weight).		327331-01	5.0	0.9	2.4	0.5	0.0	0.2
Structural concrete block, mediumweight units (weighing 105 - 124 lb/cubic ft.) (dry weight).		327331-02	7.7	1.8	-0.3	3.6	0.0	0.0

See footnotes at end of table.

Table 12. Producer price index percentage changes for the net output of selected industries and their products, not seasonally adjusted — Continued
 [April 2024]

Title ¹	Industry code	Product code	Unadjusted 12-month percent change ²	Unadjusted 1-month percent change ²				
				Apr. 2023 to Apr. 2024 ^P	Nov. to Dec.	Dec. to Jan. ^P	Jan. to Feb. ^P	Feb. to Mar. ^P
Concrete block and brick manufacturing - Continued								
Structural concrete block, normalweight units (weighing 125 lb or more/cubic ft.) (dry weight).....		327331-03	10.2	0.7	2.2	0.1	0.0	0.1
Decorative concrete block (including screen, split, slump, shadowal block, etc.).....		327331-04	6.3	0.3	2.1	0.3	0.6	0.1
Concrete pavers (including grid, interlocking, etc.).....		327331-05	5.0	1.7	0.0	1.3	1.1	0.3
Concrete brick.....		327331-06	5.5	4.3	0.0	0.4	0.0	0.8
Secondary products and miscellaneous receipts.....		327331-SM						
Miscellaneous receipts.....		327331-M	4.8	1.1	0.0	0.0	2.0	0.0
Secondary products.....		327331-S	4.4	1.3	0.4	0.7	0.3	0.1
Concrete pipe manufacturing.....	327332		5.8	0.5	2.1	0.0	0.0	0.0
Primary products.....		327332-P	6.1	0.4	2.1	0.0	0.0	0.0
Concrete pipe.....		327332-0	6.1	0.4	2.1	0.0	0.0	0.0
Concrete storm sewer pipe.....		327332-02	9.2	1.4	0.6	0.0	0.0	0.0
Concrete pipe, except concrete culvert and storm sewer pipe.....		327332-03	3.5	0.0	0.2	0.0	0.0	0.0
Secondary products and miscellaneous receipts.....		327332-SM1						
Other concrete product manufacturing.....	32739		4.7	0.6	1.0	0.5	0.0	0.0
Other concrete product manufacturing.....	327390		4.7	0.6	1.0	0.5	0.0	0.0
Primary products.....		327390-P	4.0	0.3	0.7	0.5	0.0	0.0
Precast concrete products.....		327390-1	4.1	0.4	0.9	0.5	0.0	0.0
Precast concrete slabs and tile, roof and floor units.....		327390-11	-0.3	0.0	0.0	0.0	0.0	0.0
Precast concrete architectural wall panels.....		327390-12	4.4	0.0	1.5	0.0	0.0	0.0
Burial vaults and boxes, precast concrete.....		327390-13	4.2	0.0	2.7	0.0	0.7	0.0
Precast concrete products (excl burial vaults and boxes, slabs and tile, and arch. wall panels).....		327390-14	4.6	0.5	0.7	0.7	-0.1	0.0
Prestressed concrete products.....		327390-4	3.3	-0.3	-0.5	0.2	-0.1	-0.2
Prestressed concrete products (excl bridge beams and solid and hollow cored slabs and panels).....		327390-43	9.8	0.0	0.1	0.0	0.0	0.0
Prestressed concrete bridge beams.....		327390-46	-1.7	-0.7	-0.5	-0.1	-0.3	-0.4
Prestressed concrete solid and hollow cored slabs and panels.....		327390-47	-3.9	0.0	-2.5	1.9	0.0	0.0
Secondary products and miscellaneous receipts.....		327390-SM						
Secondary products.....		327390-S	25.5	9.4	8.9	0.0	0.0	0.0
Lime and gypsum product manufacturing.....	3274		5.1	-0.1	2.4	2.5	1.5	-0.4
Lime manufacturing.....	32741		14.3	0.0	7.4	3.2	1.2	0.1
Lime manufacturing.....	327410		14.3	0.0	7.4	3.2	1.2	0.1
Primary products.....		327410-P	14.4	0.0	7.4	3.2	1.2	0.1
Lime.....		327410-0	14.4	0.0	7.4	3.2	1.2	0.1
Secondary products and miscellaneous receipts.....		327410-SM1						
Gypsum product manufacturing.....	32742		0.8	-0.2	0.0	2.1	1.6	-0.6
Gypsum product manufacturing.....	327420		0.8	-0.2	0.0	2.1	1.6	-0.6
Primary products.....		327420-P	0.8	-0.2	0.0	2.1	1.6	-0.6
Gypsum building materials.....		327420-1	1.0	-0.2	0.0	2.5	1.9	-0.7
Other gypsum products.....		327420-5	0.0	0.0	0.0	0.0	0.0	0.0
Secondary products and miscellaneous receipts.....		327420-SM						
Other nonmetallic mineral products.....	3279		3.1	0.1	1.8	0.7	0.1	0.1
Abrasive product manufacturing.....	32791		3.0	0.3	2.5	-0.1	0.7	-0.7
Abrasive product manufacturing.....	327910		3.1	0.3	2.5	-0.1	0.7	-0.7
Primary products.....		327910-P	2.8	0.3	2.5	-0.1	0.7	-0.7
Nonmetallic sized grains, powders, and flour abrasives (incl. graded only).....		327910-1	4.6	0.0	1.2	0.0	0.0	0.0
Nonmetallic abrasive products (including diamond abrasives).....		327910-4	7.8	0.0	5.5	0.2	0.4	0.1
Nonmetallic coated abrasive products and buffing wheels, polishing wheels, and laps.....		327910-7	3.0	0.0	1.0	0.2	1.7	0.0
Secondary products and miscellaneous receipts.....		327910-SM						
Miscellaneous receipts.....		327910-M	2.3	0.0	0.6	1.8	0.3	0.0
All other nonmetallic mineral product mfg.....	32799		3.1	0.0	1.6	0.8	0.0	0.3
Cut stone and stone product manufacturing.....	327991		2.4	0.0	1.4	0.6	0.0	0.0
Primary products.....		327991-P	2.5	0.0	1.5	0.7	0.0	0.0
Dressed dimension granite (including gneiss, syenite, diorite, and cut granite).....		327991-1	1.8	0.0	1.9	0.9	0.0	0.0
Dressed dimension limestone (including dolomite, travertine, calcareous, tufa, & cut limestone).....		327991-4	-	0.0	5.4	0.0	0.0	0.0
Dressed dimension marble and other stone.....		327991-7	3.2	0.0	0.0	0.5	0.0	0.0
Secondary products and miscellaneous receipts.....		327991-SM						

See footnotes at end of table.

Table 12. Producer price index percentage changes for the net output of selected industries and their products, not seasonally adjusted — Continued
 [April 2024]

Title ¹	Industry code	Product code	Unadjusted 12-month percent change ²	Unadjusted 1-month percent change ²				
				Apr. 2023 to Apr. 2024 ^P	Nov. to Dec.	Dec. to Jan. ^P	Jan. to Feb. ^P	Feb. to Mar. ^P
Cut stone and stone product manufacturing - Continued								
Secondary products.....		327991-S	-2.5	0.0	0.0	0.0	-0.2	0.0
Ground or treated mineral and earths manufacturing.....	327992		3.0	-0.5	0.2	0.2	-0.3	1.5
Primary products.....		327992-P	3.0	-0.6	0.2	0.2	-0.4	1.5
Ground or treated minerals and earths.....		327992-0	3.0	-0.6	0.2	0.2	-0.4	1.5
Treated lightweight aggregate and crushed slag, minerals and earths.....		327992-04	2.2	0.0	0.0	-0.6	-0.5	2.2
Other minerals or earths, treated.....		327992-06	3.5	-1.3	0.0	1.0	-0.3	0.9
Secondary products and miscellaneous receipts.....		327992-SM						
Mineral wool manufacturing.....	327993		3.8	0.3	1.9	1.9	0.3	-0.1
Primary products.....		327993-P	3.8	0.3	1.9	1.9	0.3	-0.1
Mineral wool for thermal and acoustical envelope insulation.....		327993-1	1.5	0.2	0.4	2.2	1.0	-0.3
Mineral wool for industrial, equipment, and appliance insulation.....		327993-4	7.4	0.5	4.0	1.5	-0.8	0.3
Secondary products and miscellaneous receipts.....		327993-SM						
Miscellaneous nonmetallic mineral products manufacturing.....	327999		2.9	0.0	2.7	0.0	-0.2	0.0
Primary products.....		327999-P	3.0	0.0	2.8	0.0	-0.2	0.0
All other nonmetallic mineral products.....		327999-0	3.0	0.0	2.8	0.0	-0.2	0.0
Other nonmetallic mineral products.....		327999-09	0.1	0.0	0.5	0.0	-0.5	0.0
Secondary products and miscellaneous receipts.....		327999-SM						
Primary metal mfg.....	331		-6.1	0.7	3.2	2.2	-4.1	-0.6
Iron & steel mills & ferroalloy mfg.....	3311		-11.1	0.4	6.4	4.6	-8.6	-2.5
Iron & steel mills & ferroalloy mfg.....	33111		-11.1	0.4	6.4	4.6	-8.6	-2.5
Iron and steel mills and ferroalloy mfg.....	331110		-11.1	0.4	6.4	4.6	-8.6	-2.5
Primary products.....		331110-P	-11.7	0.5	6.9	5.0	-9.4	-2.9
Steel ingots and semifinished products.....		331110-3	-10.6	0.3	1.2	-0.7	-2.5	-0.8
Ferroalloys and related products.....		331110-6	-26.0	-1.0	-4.7	-1.6	-5.0	0.8
Hot rolled steel bars, plates, and structural shapes.....		331110-7	-4.4	-0.7	0.2	2.4	0.3	-1.5
Hot rolled steel bars, plates, and structural shapes, carbon.....		331110-71	-3.9	-0.7	0.1	2.8	0.4	-1.5
Hot rolled steel bars, plates, and structural shapes, alloy.....		331110-76	-	-	-	-2.0	-0.6	-
Secondary products and miscellaneous receipts.....		331110-SM						
Steel product mfg from purchased steel.....	3312		-9.6	3.1	1.8	0.3	-3.4	-1.9
Iron & steel pipe and tube mfg from purchased steel.....	33121		-11.5	-0.5	2.3	1.2	-2.8	-2.3
Iron and steel pipe and tube manufacturing from purchased steel.....	331210		-11.5	-0.4	2.3	1.2	-2.8	-2.3
Primary products.....		331210-P	-11.9	-0.8	2.3	1.3	-2.7	-2.3
Iron and steel pipes and tubes, from purchased iron and steel.....		331210-0	-11.9	-0.8	2.3	1.3	-2.7	-2.3
Pipe and tube, carbon.....		331210-02	-12.2	-1.0	3.2	1.6	-3.3	-3.0
Pipe and tube, alloy.....		331210-03	-	0.7	-0.4	-	-	-
Pipe and tube, stainless.....		331210-04	-9.5	-1.2	0.1	-0.1	-0.2	0.6
Secondary products and miscellaneous receipts.....		331210-SM1						
Rolling & drawing of purchased steel.....	33122		-7.6	6.9	1.3	-0.6	-3.9	-1.4
Rolled steel shape mfg.....	331221		-4.6	14.1	2.5	-1.5	-6.8	-2.3
Primary products.....		331221-P	-6.1	15.7	2.5	-1.7	-7.2	-2.3
Cold rolled steel sheet and strip, made from purchased steel.....		331221-1	-7.2	25.6	2.1	-2.5	-10.5	-2.6
Cold finished steel bars and bar shapes, made from purchased steel.....		331221-3	-3.9	-1.0	3.2	0.0	-0.4	-1.7
Secondary products and miscellaneous receipts.....		331221-SM						
Steel wire drawing.....	331222		-10.2	0.1	0.0	0.3	-0.8	-0.5
Primary products.....		331222-P	-10.5	0.1	0.0	0.4	-0.8	-0.6
Steel wire, including galvanized and other coated wire.....		331222-5	-10.1	0.2	0.0	0.2	-1.2	-0.5
Carbon steel wire.....		331222-5A	-7.5	0.1	-0.3	0.3	-0.3	-0.1
Secondary products and miscellaneous receipts.....		331222-SM						
Miscellaneous receipts.....		331222-M	-18.9	0.1	-0.5	-14.1	0.0	0.0
Alumina & aluminum production & processing.....	3313		-4.8	-0.5	-0.5	0.2	-0.3	0.8
Alumina & aluminum production & processing.....	33131		-4.8	-0.5	-0.5	0.2	-0.3	0.8
Secondary smelting and alloying of aluminum.....	331314		-9.7	0.1	-0.9	0.2	0.3	0.6
Primary products.....		331314-P	-9.8	0.1	-1.0	0.2	0.3	0.6
Aluminum ingot, including billet, made by secondary smelters.....		331314-2	-11.0	0.2	-1.1	0.2	0.4	0.7
Aluminum and aluminum-base alloys powders, paste, and flakes.....		331314-5	2.2	-0.1	-0.2	-0.3	0.0	0.0
Secondary products and miscellaneous receipts.....		331314-SM						
Aluminum sheet, plate, and foil mfg.....	331315		-	-0.3	-1.2	0.4	-	-
Primary products.....		331315-P	-	-0.4	-1.2	0.5	-	-

See footnotes at end of table.

Table 12. Producer price index percentage changes for the net output of selected industries and their products, not seasonally adjusted — Continued
 [April 2024]

Title ¹	Industry code	Product code	Unadjusted 12-month percent change ²	Unadjusted 1-month percent change ²					
				Apr. 2023 to Apr. 2024 ^P	Nov. to Dec.	Dec. to Jan. ^P	Jan. to Feb. ^P	Feb. to Mar. ^P	Mar. to Apr. ^P
Aluminum sheet, plate, and foil mfg - Continued									
Aluminum sheet, plate, and foil.....		331315-0	-	-0.4	-1.2	0.5	-	-	
Secondary products and miscellaneous receipts.....		331315-SM2							
Other aluminum rolling, drawing, and extruding.....	331318		-5.6	-0.3	-0.3	-0.2	-0.4	0.3	
Primary products.....		331318-P	-5.5	-0.3	-0.2	-0.2	-0.4	0.3	
Other extruded aluminum shapes, including rod, bar, and wire.....		331318-0	-5.5	-0.3	-0.2	-0.2	-0.4	0.3	
Secondary products and miscellaneous receipts.....		331318-SM							
Nonferrous (exc alum) production & processing.....	3314		3.1	0.3	0.9	0.0	1.8	3.5	
Nonferrous metal (except aluminum) smelting and refining.....	33141		4.1	-1.0	-0.2	1.6	1.2	1.4	
Nonferrous metal (except aluminum) smelting and refining.....	331410		4.1	-1.0	-0.2	1.6	1.2	1.4	
Primary products.....		331410-P	4.2	-1.1	-0.2	1.6	1.2	1.4	
Primary smelting and refining of copper.....		331410-1	-	-	-0.2	-	-	-	
Secondary products and miscellaneous receipts.....		331410-SM1							
Copper rolling/drawing/extruding & alloying.....	33142		2.1	1.3	0.6	-0.3	1.7	4.7	
Copper rolling, drawing, extruding, and alloying.....	331420		2.0	1.3	0.6	-0.3	1.7	4.7	
Primary products.....		331420-P	2.7	1.4	0.7	-0.4	1.8	5.0	
Copper wire and cable.....		331420-A	2.9	1.9	0.5	0.1	1.8	5.5	
Copper and copper alloy mill shapes, except wire and cable.....		331420-B	2.1	1.0	0.8	-0.8	1.9	4.7	
Secondary products and miscellaneous receipts.....		331420-SM							
Miscellaneous receipts.....		331420-M	-	2.3	0.1	0.5	-	-	
Other nonferrous roll/draw/extruding/alloying.....	33149		4.0	-0.4	1.8	-0.4	2.1	2.9	
Nonferrous metal (except copper and aluminum) rolling, drawing, and extruding.....	331491		2.2	-0.2	1.2	0.9	-0.1	2.4	
Primary products.....		331491-P	2.4	-0.1	1.3	0.9	-0.1	2.4	
All other nonferrous metal mill shapes.....		331491-D	18.5	-0.3	8.9	2.3	-0.5	3.5	
Nickel and nickel-base alloy mill shapes.....		331491-2	-11.1	-0.1	-4.2	2.9	-0.2	0.3	
Titanium and titanium-base alloy mill shapes.....		331491-3	1.8	0.0	-0.2	0.7	0.0	0.4	
Secondary products and miscellaneous receipts.....		331491-SM							
Secondary products.....		331491-S	-1.9	-4.3	0.0	0.2	-0.6	-0.1	
Secondary smelting, refining, and alloying of nonferrous metal (except copper and aluminum).....	331492		5.4	-0.6	2.2	-1.4	4.1	3.3	
Primary products.....		331492-P	5.7	0.0	1.9	-1.5	4.2	3.3	
All other miscellaneous secondary nonferrous metals, including secondary lead and zinc.....		331492-B	-4.5	-1.4	0.2	-2.8	1.5	2.1	
Nonferrous metal powders, paste, and flakes (excluding aluminum and copper).....		331492-1	-	-	-	-0.2	1.7	0.7	
Secondary products and miscellaneous receipts.....		331492-SM							
Foundries.....	3315		1.6	1.0	0.7	0.4	0.0	0.0	
Ferrous metal foundries.....	33151		1.2	1.4	0.6	0.1	-0.1	-0.5	
Iron foundries.....	331511		2.7	2.5	1.4	0.1	-0.1	-0.2	
Primary products.....		331511-P	2.8	2.6	1.4	0.1	-0.2	-0.2	
Cast iron pressure and soil pipe and fittings, all sizes.....		331511-B	-	0.0	4.6	0.0	0.0	0.0	
Standard and pearlitic malleable iron castings.....		331511-T	-	43.4	1.2	0.0	0.0	-0.6	
Other ductile iron castings.....		331511-3	-0.2	0.3	0.8	0.2	-0.5	-0.4	
Other gray iron castings (including molds and stools for heavy steel ingots).....		331511-9	1.1	0.0	2.0	0.1	0.0	0.1	
Secondary products and miscellaneous receipts.....		331511-SM							
Steel investment foundries.....	331512		-3.9	0.0	0.0	0.0	0.0	-1.6	
Primary products.....		331512-P	-3.9	0.0	0.0	0.0	0.0	-1.6	
Steel investment castings.....		331512-0	-3.9	0.0	0.0	0.0	0.0	-1.6	
Secondary products and miscellaneous receipts.....		331512-SM							
Secondary products.....		331512-S	-	0.0	1.9	-	-	-	
Steel foundries, except investment.....	331513		3.2	0.0	-1.1	0.2	0.0	0.0	
Primary products.....		331513-P	3.2	0.0	-1.1	0.2	0.0	0.0	
Carbon steel castings, except investment.....		331513-1	4.6	0.0	0.4	0.2	0.0	0.0	
Alloy steel castings, excluding investment.....		331513-4	2.7	0.0	-1.6	0.1	0.0	0.0	
High alloy steel castings, except investment.....		331513-41	0.9	0.0	-0.2	0.2	0.0	0.0	
Other alloy steel castings, except investment.....		331513-43	6.0	0.0	-3.9	0.0	0.0	0.0	
Secondary products and miscellaneous receipts.....		331513-SM							
Nonferrous metal foundries.....	33152		2.1	0.4	0.8	0.8	0.2	0.6	
Nonferrous metal die-casting foundries.....	331523		-1.7	0.7	-0.5	0.1	0.0	0.1	
Primary products.....		331523-P	-1.8	0.7	-0.5	0.1	0.0	0.1	
Aluminum die-castings.....		331523-1	-1.8	0.9	-0.6	0.2	0.0	0.1	

See footnotes at end of table.

Table 12. Producer price index percentage changes for the net output of selected industries and their products, not seasonally adjusted — Continued
 [April 2024]

Title ¹	Industry code	Product code	Unadjusted 12-month percent change ²	Unadjusted 1-month percent change ²				
				Apr. 2023 to Apr. 2024 ^P	Nov. to Dec.	Dec. to Jan. ^P	Jan. to Feb. ^P	Feb. to Mar. ^P
Nonferrous metal die-casting foundries - Continued								
Nonferrous (except aluminum) die-castings.....		331523-3	-2.0	0.0	-0.1	-0.6	-0.2	0.0
Secondary products and miscellaneous receipts.....		331523-SM						
Secondary products.....		331523-S	-	-0.3	0.0	0.0	0.0	-
Aluminum foundries, except die-casting.....	331524		6.0	-0.2	2.1	1.7	0.5	0.0
Primary products.....		331524-P	6.0	-0.2	2.1	2.0	0.6	0.1
Aluminum castings, excluding die-castings.....		331524-0	6.0	-0.2	2.1	2.0	0.6	0.1
Secondary products and miscellaneous receipts.....		331524-SM						
Secondary products.....		331524-S1	6.0	0.0	1.8	0.0	0.0	0.0
Other nonferrous metal foundries, except die-casting.....	331529		7.1	0.4	2.3	1.5	0.6	2.3
Primary products.....		331529-P	7.6	0.6	2.4	1.6	0.6	2.4
Copper foundries (excluding die-casting).....		331529-5	3.4	1.2	-0.1	0.2	1.2	4.8
Secondary products and miscellaneous receipts.....		331529-SM						
Fabricated metal product mfg.....	332		1.8	0.4	0.6	0.1	0.2	0.3
Forging & stamping.....	3321		0.0	0.7	1.9	0.3	0.3	0.2
Forging & stamping.....	33211		0.0	0.7	1.9	0.3	0.3	0.2
Iron and steel forging.....	332111		0.6	0.0	1.4	1.7	1.5	0.0
Primary products.....		332111-P	0.1	0.0	1.1	1.8	1.6	0.0
Hot impression die impact, press and upset steel forgings.....		332111-1	1.8	-0.2	1.6	2.6	2.3	0.0
Hot impression die impact, press and upset carbon steel forgings.....		332111-11	-	0.0	4.2	-	-	-
Hot impression die impact, press and upset alloy steel forgings.....		332111-12	-4.8	-0.4	-0.7	0.6	-0.1	0.0
Secondary products and miscellaneous receipts.....		332111-SM						
Nonferrous forging.....	332112		6.3	0.3	0.2	0.5	0.9	0.0
Primary products.....		332112-P	6.5	0.3	0.2	0.5	0.9	0.0
Hot impression die impact, press and upset nonferrous forgings.....		332112-4	7.3	0.4	0.2	0.6	1.0	0.0
Hot impression die impact, press, and upset aluminum and aluminum alloy forgings.....		332112-41	3.1	0.5	-0.4	-0.1	1.5	0.0
Hot impression die impact, press, and upset titanium and titanium alloy forgings.....		332112-42	8.7	0.0	0.0	2.0	0.0	0.0
Other nonferrous hot impression die impact, press, and upset forgings.....		332112-43	40.1	0.6	4.7	0.0	1.2	0.0
Secondary products and miscellaneous receipts.....		332112-SM						
Custom roll forming.....	332114		-6.4	2.6	3.0	-0.1	0.0	0.0
Primary products.....		332114-P	-7.3	3.1	3.5	-0.1	0.0	0.0
Custom roll formed products (steel, aluminum and other metal).....		332114-0	-7.3	3.1	3.5	-0.1	0.0	0.0
Secondary products and miscellaneous receipts.....		332114-SM						
Powder metallurgy part mfg.....	332117		1.3	0.6	1.7	0.5	0.0	0.0
Primary products.....		332117-P	1.3	0.6	1.7	0.5	0.0	0.0
Powder metallurgy parts.....		332117-0	1.3	0.6	1.7	0.5	0.0	0.0
Other metal stamping, except automotive.....	332119		2.8	0.0	1.7	-0.3	-0.2	0.7
Primary products.....		332119-P	3.6	0.0	1.3	-0.1	0.2	0.4
Metal job stampings, except automotive.....		332119-3	5.1	0.0	1.8	-0.3	0.8	0.0
Motor and generator metal job stampings.....		332119-32	-	0.0	1.0	-	-	-
Other metal job stampings.....		332119-33	2.3	0.0	1.9	-0.2	0.9	0.2
Other metal stampings, n.e.c., incl. stamped and pressed metal, and crowns and closures.....		332119-9	-	-	-	0.0	-0.7	0.9
Secondary products and miscellaneous receipts.....		332119-SM						
Miscellaneous receipts.....		332119-M	-	-	-	-	-2.9	0.4
Secondary products.....		332119-S	-	-	-	-	0.0	6.8
Cutlery & handtool mfg.....	3322		2.3	0.3	1.1	0.0	0.0	0.1
Cutlery & handtool mfg.....	33221		2.3	0.3	1.1	0.0	0.0	0.1
Metal cookware, cutlery, and flatware mfg.....	332215		0.0	0.4	0.1	0.0	-0.1	0.0
Primary products.....		332215-P	0.0	0.4	0.1	0.0	-0.1	0.0
Cutlery, scissors, shears, trimmers, and snips.....		332215-2	-2.4	2.1	0.3	0.0	-2.5	0.0
Secondary products and miscellaneous receipts.....		332215-SM						
Miscellaneous receipts.....		332215-M	-1.0	0.5	0.0	0.0	-1.6	0.0
Secondary products.....		332215-S	1.9	0.0	0.0	0.0	0.0	0.0
Saw blade, handsaw, and hand and edge tool mfg.....	332216		3.4	0.2	1.6	-0.1	0.1	0.2
Primary products.....		332216-P	3.7	0.1	1.8	-0.1	0.1	0.2
Edge tools, hand-operated.....		332216-4	0.3	0.0	0.3	0.0	0.0	0.0
All other miscellaneous hand tools, except handsaws.....		332216-7	-0.5	0.0	0.0	-0.4	0.0	0.0
Secondary products and miscellaneous receipts.....		332216-SM						

See footnotes at end of table.

Table 12. Producer price index percentage changes for the net output of selected industries and their products, not seasonally adjusted — Continued
 [April 2024]

Title ¹	Industry code	Product code	Unadjusted 12-month percent change ²	Unadjusted 1-month percent change ²				
				Apr. 2023 to Apr. 2024 ^P	Nov. to Dec.	Dec. to Jan. ^P	Jan. to Feb. ^P	Feb. to Mar. ^P
Saw blade, handsaw, and hand and edge tool mfg - Continued								
Miscellaneous receipts.....		332216-M	-0.4	0.6	-1.2	0.0	0.0	0.0
Secondary products.....		332216-S	0.5	0.4	0.1	0.0	0.0	0.0
Architectural & structural metals mfg.....	3323		1.1	0.9	0.3	-0.3	0.1	0.5
Plate work & fabricated structural prod mfg.....	33231		-0.1	1.7	0.5	-0.9	-0.4	-0.2
Prefabricated metal buildings and components mfg.....	332311		2.7	0.7	0.4	0.2	0.5	-0.3
Primary products.....		332311-P	2.8	0.5	0.5	0.1	0.7	-0.3
Prefabricated metal bldg & component systems (excl. farm service bldgs, resid. bldgs, & parts).....		332311-1	1.4	0.3	0.5	0.0	1.0	-1.0
Other prefabricated and portable metal buildings and parts.....		332311-3	6.9	1.1	0.4	0.5	-0.4	1.7
Secondary products and miscellaneous receipts.....		332311-SM						
Fabricated structural metal mfg.....	332312		-0.9	2.2	0.6	-1.5	-0.6	-0.2
Primary products.....		332312-P	-1.3	2.4	0.5	-1.6	-0.7	-0.2
Fabricated structural metal bar joists and concrete reinforcing bars.....		332312-1	-0.2	3.8	1.5	-2.3	-1.4	-0.7
Fabricated structural iron and steel for industrial buildings metal bar joists, short span.....		332312-11	6.8	0.3	7.6	-0.5	0.0	0.0
Fabricated structural iron & steel for commercial, residential, institutional, & public bldgs.....		332312-12	-1.9	4.7	0.0	-2.8	-1.7	-0.9
Other fabricated structural metal.....		332312-5	-2.0	1.1	0.0	-0.7	0.0	0.0
Fabricated structural metal for bridges.....		332312-6	-4.9	3.0	-3.2	-3.4	-0.2	2.7
Secondary products and miscellaneous receipts.....		332312-SM						
Plate work mfg.....	332313		0.5	0.0	0.0	0.5	0.0	0.0
Primary products.....		332313-P	0.0	0.0	0.0	0.0	0.0	0.0
Fabricated plate work (stacks and weldments).....		332313-0	0.0	0.0	0.0	0.0	0.0	0.0
Secondary products and miscellaneous receipts.....		332313-SM1						
Ornamental & architectural metal prod mfg.....	33232		2.6	0.1	0.0	0.4	0.5	1.4
Metal window and door mfg.....	332321		0.6	0.0	0.0	0.1	0.0	0.0
Primary products.....		332321-P	0.6	0.0	0.0	0.0	0.0	0.0
Metal molding and trim and store fronts.....		332321-B	-0.1	0.0	0.0	0.0	0.0	0.0
Metal windows (except storm sash).....		332321-D	-0.5	0.0	0.0	0.1	0.0	0.0
Metal doors (except storm doors).....		332321-1	1.0	0.0	0.0	0.0	0.0	0.0
Metal window and door screens (except combination screens) and metal weather strip.....		332321-9	-0.1	0.0	0.0	0.0	0.0	0.0
Secondary products and miscellaneous receipts.....		332321-SM						
Secondary products.....		332321-S	0.9	0.0	0.0	0.4	0.0	0.0
Sheet metal work mfg.....	332322		1.5	0.2	0.1	0.6	0.7	-0.1
Primary products.....		332322-P	1.6	0.2	0.0	0.7	0.6	0.0
Sheet metal electronic enclosures.....		332322-C	1.1	0.0	0.1	-0.1	1.0	-0.2
Steel sheet metal computer & peripheral equipment enclosures.....		332322-C1	-2.1	0.1	0.2	-0.2	0.1	-0.5
Aluminum sheet metal computer & peripheral equipment enclosures.....		332322-C2	7.1	0.0	0.0	0.0	0.3	0.0
Other sheet metal electronic enclosures (excluding computers).....		332322-C3	2.7	-0.1	-0.1	0.0	2.2	0.0
Other sheet metal work.....		332322-G	3.1	0.1	-0.2	2.1	1.5	0.0
Aluminum and other sheet metal work.....		332322-G3	-2.0	-0.2	-0.4	0.5	0.3	0.0
Sheet metal air-conditioning ducts and stove pipe.....		332322-1	-1.3	0.0	0.0	0.0	-0.5	0.0
Sheet metal roofing and roof drainage equipment.....		332322-7	2.0	0.7	0.7	-0.7	0.0	0.0
Secondary products and miscellaneous receipts.....		332322-SM						
Secondary products.....		332322-S	2.4	0.2	0.0	0.0	1.4	0.1
Ornamental and architectural metal work mfg.....	332323		7.9	0.1	0.1	0.6	0.9	6.5
Primary products.....		332323-P	8.1	0.0	0.1	0.6	0.9	6.7
Ornamental and architectural metal work.....		332323-8	12.8	0.1	0.1	0.1	0.0	13.1
Iron, steel, and aluminum stairs, staircases, and fire escapes.....		332323-81	17.0	0.1	0.0	0.0	0.0	17.5
Steel and aluminum fences, gates (not wire), and railings and window guards.....		332323-82	4.1	0.0	0.1	0.5	0.1	4.2
Other architectural and ornamental work.....		332323-9	2.6	0.0	0.2	0.0	2.2	0.2
Other aluminum and metal architectural and ornamental work.....		332323-91	1.8	0.0	0.1	0.0	1.7	0.0
Secondary products and miscellaneous receipts.....		332323-SM						
Secondary products.....		332323-S	-	1.3	0.2	1.1	-	-
Boiler, tank & shipping container mfg.....	3324		0.4	0.3	1.0	0.1	-0.1	-0.1
Power boiler & heat exchanger mfg.....	33241		5.4	0.1	2.4	0.1	0.0	0.0
Power boiler and heat exchanger mfg.....	332410		5.4	0.1	2.4	0.1	0.0	0.0
Primary products.....		332410-P	5.5	0.1	2.6	0.1	0.0	0.0
Fabricated heat exchangers and steam condensers (excluding nuclear applications).....		332410-1	0.5	0.2	0.0	0.1	0.0	0.0

See footnotes at end of table.

Table 12. Producer price index percentage changes for the net output of selected industries and their products, not seasonally adjusted — Continued
 [April 2024]

Title ¹	Industry code	Product code	Unadjusted 12-month percent change ²	Unadjusted 1-month percent change ²				
				Apr. 2023 to Apr. 2024 ^P	Nov. to Dec.	Dec. to Jan. ^P	Jan. to Feb. ^P	Feb. to Mar. ^P
Power boiler and heat exchanger mfg - Continued								
Secondary products and miscellaneous receipts.....		332410-SM						
Secondary products.....		332410-S	10.5	-0.1	-0.1	0.5	-0.2	0.3
Metal tank (heavy gauge) mfg.....	33242		2.5	0.8	1.0	0.0	0.0	-0.3
Metal tanks, heavy gauge, mfg.....	332420		2.5	0.8	1.0	0.0	0.0	-0.3
Primary products.....		332420-P	2.8	0.8	1.1	0.0	0.0	-0.3
Metal tanks, heavy gauge.....		332420-0	2.8	0.8	1.1	0.0	0.0	-0.3
Secondary products and miscellaneous receipts.....		332420-SM						
Light gauge metal container mfg.....	33243		-2.7	0.0	0.4	0.1	-0.1	-0.1
Metal can mfg.....	332431		-3.4	0.0	0.5	0.0	-0.1	-0.1
Primary products.....		332431-P	-3.4	0.0	0.5	0.0	-0.1	-0.1
Steel cans and tinware products.....		332431-1	-1.2	0.0	-0.4	0.0	-0.3	0.3
Aluminum cans (including lids, ends, and parts shipped separately).....		332431-3	-4.9	0.0	1.0	0.0	0.0	-0.4
Secondary products and miscellaneous receipts.....		332431-SM						
Other metal container mfg.....	332439		0.2	0.1	0.2	0.7	0.0	0.0
Primary products.....		332439-P	1.3	0.1	0.2	1.2	0.0	0.0
Steel shipping barrels & drums, exc. beer barrels (more than 12-gallon capacity).....		332439-3	6.0	0.3	0.0	5.2	0.0	0.0
All other metal containers.....		332439-6	-1.4	0.0	0.5	-0.9	0.0	0.0
Secondary products and miscellaneous receipts.....		332439-SM						
Secondary products.....		332439-S	-8.0	0.0	0.4	-4.0	0.0	0.0
Hardware mfg.....	3325		-1.3	-0.9	-0.6	1.0	-0.8	-0.1
Hardware mfg.....	33251		-1.3	-0.9	-0.6	1.0	-0.8	-0.1
Hardware mfg.....	332510		-1.3	-0.9	-0.6	1.0	-0.8	-0.1
Primary products.....		332510-P	-1.3	-0.9	-0.6	1.0	-0.8	-0.1
All other miscellaneous hardware.....		332510-A	-7.5	-1.8	-0.1	2.3	-7.7	0.1
Furniture hardware (excluding cabinet hardware).....		332510-2	-1.2	0.0	-0.1	-0.4	0.0	0.3
Builders' hardware, including fabricated metal safe and vault locks, & cabinet hardware.....		332510-4	-0.9	-1.3	-1.1	1.5	0.0	0.0
Secondary products and miscellaneous receipts.....		332510-SM						
Miscellaneous receipts.....		332510-M	0.4	0.2	0.0	3.7	-0.2	0.0
Secondary products.....		332510-S	-1.7	-1.9	0.0	-0.1	0.2	0.1
Spring & wire product mfg.....	3326		-0.8	-0.6	0.3	0.0	-0.3	0.0
Spring & wire product mfg.....	33261		-0.8	-0.6	0.3	0.0	-0.3	0.0
Spring mfg.....	332613		0.2	-0.3	0.6	0.1	-0.3	0.0
Primary products.....		332613-P	0.2	-0.3	0.6	0.0	-0.2	0.0
Cold formed steel springs, except wire.....		332613-3	0.9	0.0	0.1	0.2	0.5	0.1
Precision mechanical wire springs.....		332613-5	-0.1	0.0	-0.2	0.0	0.0	-0.4
Precision mechanical extension- and torsion-type wire springs.....		332613-51	-1.1	0.0	-0.3	0.0	0.0	-1.0
Precision mechanical compression-type wire springs.....		332613-52	0.5	0.0	-0.2	0.0	0.0	0.0
Secondary products and miscellaneous receipts.....		332613-SM						
Secondary products.....		332613-S	2.6	-0.1	0.0	0.2	-1.9	0.0
Other fabricated wire product mfg.....	332618		-2.0	-1.0	0.0	-0.1	-0.4	0.0
Primary products.....		332618-P	-2.1	-1.1	0.0	-0.1	-0.4	0.0
Other ferrous wire products, excluding springs, made from purchased wire.....		332618-B	-0.7	0.2	0.6	0.0	0.6	0.0
Other fabricated wire products, made from purchased wire.....		332618-2	-4.5	-2.0	0.1	0.0	-1.0	0.0
Ferrous wire cloth and other ferrous woven wire products, made from purchased wire.....		332618-3	0.2	0.0	0.0	0.0	0.0	0.8
Steel fencing and fence gates, made from purchased wire.....		332618-7	-3.3	-1.7	-1.0	-1.0	-0.1	0.0
Secondary products and miscellaneous receipts.....		332618-SM						
Secondary products.....		332618-S	1.7	0.0	0.4	0.5	0.4	-0.1
Mach shops, turn prod, screw, nut, bolt mfg.....	3327		1.9	-0.1	0.4	0.8	0.3	-0.2
Machine shops.....	33271		1.5	-0.2	0.1	0.9	0.1	0.0
Machine shops.....	332710		1.5	-0.2	0.1	0.9	0.1	0.0
Primary products.....		332710-P	1.6	-0.2	0.2	1.0	0.1	0.0
Machine shop job work and job order repairs.....		332710-0	1.6	-0.2	0.2	1.0	0.1	0.0
Secondary products and miscellaneous receipts.....		332710-SM						
Turned product & screw, nut & bolt mfg.....	33272		2.4	0.0	0.6	0.6	0.5	-0.3
Precision turned product mfg.....	332721		-1.7	0.0	-0.1	-0.1	0.0	-0.1
Primary products.....		332721-P	-1.9	0.0	-0.1	-0.1	0.0	-0.1
Precision turned products, automotive.....		332721-1	0.5	0.0	0.0	0.0	0.0	0.0

See footnotes at end of table.

Table 12. Producer price index percentage changes for the net output of selected industries and their products, not seasonally adjusted — Continued
 [April 2024]

Title ¹	Industry code	Product code	Unadjusted 12-month percent change ²	Unadjusted 1-month percent change ²				
			Apr. 2023 to Apr. 2024 ^P	Nov. to Dec.	Dec. to Jan. ^P	Jan. to Feb. ^P	Feb. to Mar. ^P	Mar. to Apr. ^P
Precision turned product mfg - Continued								
Precision turned products, except automotive.....		332721-3	-2.6	0.0	-0.1	-0.1	0.0	-0.1
Secondary products and miscellaneous receipts.....		332721-SM						
Bolt, nut, screw, rivet, and washer mfg.....	332722		8.6	0.0	1.6	1.7	1.1	-0.7
Primary products.....		332722-P	9.0	0.0	1.7	1.8	1.2	-0.8
Nonthreaded metal fasteners (except aircraft types).....		332722-B	2.9	0.0	1.0	-0.2	0.0	0.0
Aircraft fasteners, except plastics (including aerospace).....		332722-1	26.8	0.0	5.6	5.8	0.0	5.0
Externally threaded metal fasteners (except aircraft types).....		332722-3	-1.3	0.0	-0.3	0.0	2.7	-5.5
Hex bolts, including heavy, tap-and-joint (excluding high-strength structural & aircraft types).....		332722-3122	7.0	0.0	-1.7	0.0	2.4	1.0
Other metal bolts, including square, round, plow, high-strength structural, & bent bolts.....		332722-3133	-6.0	0.0	-0.1	0.0	6.5	-13.9
Cap, set, machine, lag, flange, and self-locking screws (except aircraft types) ..		332722-3144	-0.6	0.3	0.6	0.2	-0.3	-0.1
Other externally threaded metal fasteners, including studs (except aircraft types).....		332722-3199	-	0.0	-0.7	0.0	0.0	0.0
Internally threaded fasteners (except aircraft types).....		332722-5	2.2	-0.2	1.4	0.0	0.4	0.0
Secondary products and miscellaneous receipts.....		332722-SM						
Miscellaneous receipts.....		332722-M	1.0	0.0	-0.4	0.0	0.0	0.8
Coating/engrave/heat treating & other activity.....	3328		6.8	0.6	1.6	0.0	0.6	1.0
Coating/engrave/heat treating & other activity.....	33281		6.8	0.6	1.6	0.0	0.6	1.0
Metal heat treating.....	332811		18.3	1.2	3.1	0.3	1.8	2.1
Primary products.....		332811-P	12.7	1.2	2.0	0.3	1.8	1.1
Heat treating of metal for the trade (pickling, annealing, etc.).....		332811-0	12.7	1.2	2.0	0.3	1.8	1.1
Secondary products and miscellaneous receipts.....		332811-SM						
Metal coating and nonprecious engraving.....	332812		3.0	0.5	1.6	0.0	0.2	0.9
Primary products.....		332812-P	2.8	0.5	1.7	0.0	0.2	0.5
Metal coating, engraving, and allied services.....		332812-0	2.8	0.5	1.7	0.0	0.2	0.5
Secondary products and miscellaneous receipts.....		332812-SM						
Electroplating, anodizing and coloring metal.....	332813		4.2	0.4	0.3	-0.2	0.1	0.0
Primary products.....		332813-P	3.7	0.4	0.2	-0.2	0.0	0.0
Electroplating, plating, polishing, anodizing and coloring metal.....		332813-0	3.7	0.4	0.2	-0.2	0.0	0.0
Secondary products and miscellaneous receipts.....		332813-SM						
Other fabricated metal product mfg.....	3329		3.1	0.4	0.5	0.1	0.3	0.4
Metal valve mfg.....	33291		2.9	0.2	-0.2	0.3	0.4	1.0
Industrial valve mfg.....	332911		3.2	0.4	-1.3	0.4	0.3	0.3
Primary products.....		332911-P	3.0	0.4	-1.4	0.4	0.2	0.3
Automatic regulating and control valves and parts (except nuclear), power operated.....		332911-F	5.8	0.0	0.1	0.0	0.8	0.0
Industrial valves for water works and municipal equipment (IBBM, AWWA, and UL).....		332911-N	4.6	0.4	1.3	0.0	0.0	0.6
Industrial ball valves (all metals, pressures, and types), incl. manual & power operated.....		332911-Q	-	0.0	-6.2	0.6	0.0	0.0
Industrial butterfly valves (all metals, pressures, and types), incl. manual & power operated.....		332911-R	6.0	0.2	1.1	3.1	0.0	0.0
All other miscellaneous industrial valves.....		332911-X	0.8	0.0	-4.9	0.4	0.4	0.0
Gates, globes, angles and other industrial valves.....		332911-1	3.4	0.0	1.9	0.5	0.2	0.7
Secondary products and miscellaneous receipts.....		332911-SM						
Miscellaneous receipts.....		332911-M	7.6	0.1	0.0	0.0	0.0	0.0
Secondary products.....		332911-S	4.5	-0.1	1.1	0.2	1.3	0.0
Fluid power valve and hose fitting mfg.....	332912		4.2	0.3	0.3	0.6	0.0	2.6
Primary products.....		332912-P	4.6	0.1	0.6	0.5	0.0	2.7
Nonaerospace type hydraulic and pneumatic assemblies of hose.....		332912-N	3.3	0.2	1.8	0.0	0.0	0.0
Nonaerospace type flared (metal) fittings, couplings and assemblies.....		332912-T	1.4	0.0	0.3	0.0	0.0	0.0
Nonaerospace type flareless fittings and couplings (incl. nonmetal fittings).....		332912-U	0.0	0.0	0.0	0.0	0.0	0.0
Aerospace type hydraulic fluid power valves.....		332912-1	3.5	0.0	0.0	1.6	0.0	0.0
Nonaerospace type hydraulic directional control valves.....		332912-5	6.4	0.0	0.0	3.1	0.0	0.6
Nonaerospace type hydraulic valves, except directional control.....		332912-7	6.0	0.0	3.0	0.0	0.0	2.9
Nonaerospace type pneumatic directional control valves.....		332912-9	4.6	1.3	0.5	0.3	0.0	1.2
Secondary products and miscellaneous receipts.....		332912-SM						
Plumbing fixture fitting and trim mfg.....	332913		1.4	0.0	1.3	0.0	0.0	0.0
Primary products.....		332913-P	1.4	0.0	1.3	0.0	0.0	0.0
Miscellaneous metal and nonmetal plumbing fixtures, fittings, and trim.....		332913-6	1.3	0.0	1.3	0.0	0.0	0.0
Metal and nonmetal lavatory and sink fittings, excluding single control.....		332913-7	2.1	0.0	1.6	0.0	0.0	0.0

See footnotes at end of table.

Table 12. Producer price index percentage changes for the net output of selected industries and their products, not seasonally adjusted — Continued
 [April 2024]

Title ¹	Industry code	Product code	Unadjusted 12-month percent change ²	Unadjusted 1-month percent change ²					
				Apr. 2023 to Apr. 2024 ^P	Nov. to Dec.	Dec. to Jan. ^P	Jan. to Feb. ^P	Feb. to Mar. ^P	Mar. to Apr. ^P
Plumbing fixture fitting and trim mfg - Continued									
Secondary products and miscellaneous receipts.....		332913-SM							
Other metal valve and pipe fitting mfg.....	332919		0.5	-0.4	-0.1	-0.1	2.5	0.0	
Primary products.....		332919-P	0.5	-0.4	-0.1	-0.2	2.7	0.0	
Metal fittings, flanges, and unions for pipe fittings.....		332919-4	0.8	-0.5	-0.1	0.0	3.0	0.0	
Secondary products and miscellaneous receipts.....		332919-SM							
Secondary products.....		332919-S	0.2	0.1	0.3	0.5	0.0	0.1	
All other fabricated metal product mfg.....	33299		3.3	0.6	1.1	-0.1	0.2	0.0	
Ball and roller bearing mfg.....	332991		3.4	0.7	0.4	2.8	0.1	0.0	
Primary products.....		332991-P	2.9	0.6	0.3	2.5	0.2	0.0	
Ball bearings, complete, unmounted.....		332991-1	2.1	-0.5	0.1	0.4	1.2	0.0	
Tapered roller bearings (including cups & cones), unmounted.....		332991-3	3.9	2.3	0.0	2.0	1.9	0.0	
Other roller bearings, unmounted.....		332991-5	4.7	0.0	1.3	7.3	-3.7	0.0	
Mounted bearings (excluding plain).....		332991-7	2.2	-0.1	0.8	0.1	0.1	0.0	
Parts and components for ball and roller bearings (including balls and rollers) sold separately.....		332991-9	-2.5	-0.5	-0.3	-1.1	1.0	0.0	
Secondary products and miscellaneous receipts.....		332991-SM							
Secondary products.....		332991-S	-0.2	-1.9	0.3	1.2	0.0	0.0	
Small arms ammunition mfg.....	332992		5.3	0.0	5.8	0.0	0.1	0.0	
Primary products.....		332992-P	5.4	0.0	6.0	0.0	0.1	0.0	
Other ammunition products.....		332992-08	2.2	0.0	2.2	0.0	0.0	0.0	
Secondary products and miscellaneous receipts.....		332992-SM							
Ammunition, except small arms, manufacturing.....	332993		11.5	0.0	0.0	0.0	0.8	0.0	
Primary products.....		332993-P	-1.0	0.0	0.0	0.0	0.8	0.0	
Ammunition (excluding small arms), more than 30 mm (1.18 in.).....		332993-0	-1.0	0.0	0.0	0.0	0.8	0.0	
Fabricated pipe and pipe fitting mfg.....	332996		2.8	2.1	0.9	-0.5	-0.4	-0.3	
Primary products.....		332996-P	2.7	2.5	1.1	-0.6	-0.5	-0.4	
Fabricated pipe and pipe fittings made from purchased pipe.....		332996-0	2.7	2.5	1.1	-0.6	-0.5	-0.4	
Secondary products and miscellaneous receipts.....		332996-SM							
Miscellaneous fabricated metal product mfg.....	332999		2.4	0.2	0.8	-1.1	0.5	0.1	
Primary products.....		332999-P	-0.5	0.3	0.8	-0.4	0.4	0.1	
All other miscellaneous fabricated metal products.....		332999-N	-0.8	0.3	0.9	-0.4	0.4	0.1	
Secondary products and miscellaneous receipts.....		332999-SM							
Secondary products.....		332999-S	18.4	0.0	6.0	0.0	4.8	0.0	
Small arms, ordnance, and ordnance accessories mfg.....	33299T		0.7	0.0	0.1	0.1	0.0	0.0	
Primary products.....		33299T-P	0.5	0.0	0.1	0.0	0.0	0.0	
Single barrel shotguns, other small firearms n.e.c., and parts & attachments for small arms.....		33299T-45	0.4	0.0	0.4	0.0	0.0	0.0	
Secondary products and miscellaneous receipts.....		33299T-SM							
Machinery manufacturing.....	333		3.7	0.1	0.8	0.4	0.1	0.5	
Agricultural, construction, and mining machinery mfg.....	3331		3.5	0.4	0.5	0.2	0.0	0.3	
Agricultural implement manufacturing.....	33311		1.7	0.3	0.1	0.1	0.1	0.2	
Farm machinery and equipment mfg.....	333111		1.7	0.2	0.1	0.1	0.2	0.3	
Primary products.....		333111-P	1.6	0.2	0.0	0.1	0.1	0.3	
Haying machinery and attachments.....		333111-A	4.8	0.0	-1.4	0.0	0.3	1.1	
Parts for farm machinery, for sale separately.....		333111-C	0.7	-0.6	-0.1	0.0	0.0	0.2	
Farm plows, harrows, rollers, pulverizers, etc., and attachments.....		333111-E	1.1	0.0	0.0	0.0	0.0	0.0	
All other farm machinery and equipment, excluding parts, including attachments.....		333111-G	1.3	0.0	0.1	0.0	0.1	0.2	
Commercial turf and grounds care equipment, including parts and attachments.....		333111-J	1.2	0.4	-0.8	0.0	0.2	0.7	
Farm dairy equipment, sprayers and dusters, farm blowers, and attachments.....		333111-4	0.1	0.0	0.0	0.0	0.0	0.0	
Planting, seeding, and fertilizing machinery and attachments.....		333111-7	1.7	1.3	1.5	0.7	0.7	0.0	
Harvesting machinery (except hay and straw) and attachments.....		333111-9	2.8	0.0	0.0	0.0	0.0	0.2	
Secondary products and miscellaneous receipts.....		333111-SM							
Miscellaneous receipts.....		333111-M	1.2	0.0	0.0	0.3	0.0	0.0	
Secondary products.....		333111-S	4.4	-0.1	2.4	0.0	0.2	1.0	
Lawn and garden equipment mfg.....	333112		1.6	0.6	0.1	-0.1	0.0	0.0	
Primary products.....		333112-P	1.5	0.6	0.1	-0.1	0.0	0.0	
Consumer nonriding lawn, garden, and snow equipment.....		333112-1	2.4	1.4	0.2	-0.4	0.0	0.0	
Consumer riding lawn, garden, and snow equipment.....		333112-3	0.9	0.0	0.0	0.0	0.0	0.0	
Parts and attachments for consumer lawn, garden, and snow equipment.....		333112-7	0.4	0.0	0.1	0.1	0.0	0.1	
Secondary products and miscellaneous receipts.....		333112-SM							

See footnotes at end of table.

Table 12. Producer price index percentage changes for the net output of selected industries and their products, not seasonally adjusted — Continued
[April 2024]

Title ¹	Industry code	Product code	Unadjusted 12-month percent change ²	Unadjusted 1-month percent change ²				
			Apr. 2023 to Apr. 2024 ^P	Nov. to Dec.	Dec. to Jan. ^P	Jan. to Feb. ^P	Feb. to Mar. ^P	Mar. to Apr. ^P
Lawn and garden equipment mfg - Continued								
Secondary products.....		333112-S	3.0	0.1	-0.1	0.2	0.0	0.2
Construction machinery manufacturing.....	33312		4.4	0.0	0.6	0.2	0.0	0.5
Construction machinery mfg.....	333120		4.4	0.0	0.6	0.2	0.0	0.5
Primary products.....		333120-P	4.5	0.0	0.6	0.2	0.0	0.5
Power cranes, loaders, dozers, tractors, off-highway trucks, mixers, pavers, backhoes, etc.....		333120-1	4.3	0.0	0.8	0.2	0.0	0.6
Power cranes, draglines, & shovels (excavators) (incl. surface mining equip.) (excluding parts).....		333120-11	3.6	0.0	0.3	0.0	0.0	0.0
Mixers, pavers, and related equipment (excluding parts).....		333120-12	2.3	0.0	1.1	0.0	0.0	0.0
Tractor shovel loaders (skid steer, wheel, crawler, and integral design backhoes).....		333120-14	0.9	0.1	0.6	0.0	0.0	0.0
Construction wheel and crawler tractors, dozers, self-propelled log skidders, etc.....		333120-15	14.9	0.0	1.5	0.0	0.0	4.7
Graders, rollers and compactors, forklifts, scrapers, trenchers, etc. (excluding parts).....		333120-16	3.4	0.0	1.4	0.0	0.0	0.0
Construction machinery for mounting (excluding parts, winches, snow clearing attachments).....		333120-17	2.8	0.0	0.7	2.5	0.0	0.0
Other construction machinery and equipment (excluding parts).....		333120-8	-	0.0	0.0	0.3	-0.2	0.0
Parts for construction machinery and equipment, sold separately.....		333120-9	11.8	-0.2	0.1	0.3	0.0	0.4
Parts for cranes, draglines, and shovels (including surface mining equipment) (sold separately).....		333120-91	19.6	-0.5	-0.6	0.0	0.1	0.0
Parts for off-highway wheel tractors and shovel loaders (sold separately).....		333120-92	10.2	0.0	0.6	-1.3	0.0	0.0
Parts for other construction machinery (sold separately).....		333120-93	5.9	0.0	0.7	0.9	0.0	0.8
Secondary products and miscellaneous receipts.....		333120-SM						
Miscellaneous receipts.....		333120-M	3.6	0.1	0.0	3.6	0.0	-0.2
Mining and oil and gas field machinery mfg.....	33313		5.5	1.3	1.3	0.4	0.0	0.2
Mining machinery and equipment mfg.....	333131		7.2	0.1	0.2	1.3	0.0	0.6
Primary products.....		333131-P	7.5	0.0	0.2	1.4	0.0	0.6
Mining machinery and equipment (except parts sold separately).....		333131-2	7.8	0.1	0.2	1.8	0.0	0.3
Underground mining machinery (except parts sold separately).....		333131-21	-	0.1	0.0	4.8	0.0	-
Mineral processing & beneficiation machinery (except parts sold separately).....		333131-23	-	0.0	0.0	0.0	-	-
Crushing, pulverizing & screening machinery (except parts sold separately).....		333131-25	-	0.0	0.0	0.0	0.0	-
Drills and other mining machinery (except parts sold separately).....		333131-27	11.0	0.0	0.6	0.2	0.0	1.0
Parts and attachments for mining machinery and equipment (sold separately).....		333131-9	6.5	0.0	0.0	0.1	0.0	1.7
Secondary products and miscellaneous receipts.....		333131-SM						
Miscellaneous receipts.....		333131-M	3.4	0.0	0.8	0.0	0.0	0.0
Oil and gas field machinery and equipment mfg.....	333132		4.6	2.0	1.8	0.0	0.0	0.0
Primary products.....		333132-P	4.1	1.4	1.8	0.0	0.0	0.0
Oil and gas field production machinery and equipment (except pumps).....		333132-A	6.5	0.0	4.7	0.0	0.0	0.0
Oil and gas field production machinery and equipment (except pumps and parts sold separately).....		333132-A1	7.6	0.0	6.1	0.0	0.0	0.0
Parts and attachments for oil and gas field production machinery and equipment (except pumps).....		333132-A2	-	0.0	-	-	-	-
Rotary oil and gas field drilling machinery and equipment.....		333132-1	5.5	5.0	0.0	0.0	0.0	0.0
Secondary products and miscellaneous receipts.....		333132-SM						
Industrial machinery manufacturing.....	3332		2.5	0.2	1.3	0.4	0.1	0.4
Other industrial machinery manufacturing.....	33324		2.5	0.2	1.3	0.4	0.1	0.4
Food product machinery mfg.....	333241		6.2	1.2	1.9	0.1	0.0	0.0
Primary products.....		333241-P	6.5	1.3	2.0	0.1	0.0	0.0
Dairy and milk products plant machinery and equipment.....		333241-1	3.9	0.0	0.0	0.0	0.0	0.0
Commercial food products machinery (except packaging and cooking equipment).....		333241-3	10.8	1.7	3.9	0.1	0.0	0.0
Industrial food products machinery for processing foods, beverages, & animal & fowl feed.....		333241-5	2.0	1.1	0.1	0.1	0.0	0.0
Other industrial food and feed machinery.....		333241-51	4.4	2.9	0.3	0.1	0.0	0.0
Machinery for sorting, grading, and cleaning fruits, vegetables, eggs, and for processing meat.....		333241-52	0.1	0.0	0.0	0.0	0.0	0.0
Parts and attachments for industrial food and feed products machinery.....		333241-53	3.9	0.1	0.0	1.1	0.0	0.0
Secondary products and miscellaneous receipts.....		333241-SM						
Miscellaneous receipts.....		333241-M	-2.6	0.2	0.7	0.0	0.0	0.2
Secondary products.....		333241-S	7.2	0.2	0.7	0.0	0.4	2.2
Semiconductor machinery mfg.....	333242		-0.3	0.0	0.2	0.0	0.2	0.1
Primary products.....		333242-P	-0.3	0.0	0.2	0.0	0.2	0.1
Semiconductor machinery and parts.....		333242-0	-0.3	0.0	0.2	0.0	0.2	0.1

See footnotes at end of table.

Table 12. Producer price index percentage changes for the net output of selected industries and their products, not seasonally adjusted — Continued
 [April 2024]

Title ¹	Industry code	Product code	Unadjusted 12-month percent change ²	Unadjusted 1-month percent change ²				
				Apr. 2023 to Apr. 2024 ^P	Nov. to Dec.	Dec. to Jan. ^P	Jan. to Feb. ^P	Feb. to Mar. ^P
Semiconductor machinery mfg - Continued								
Secondary products and miscellaneous receipts.....		333242-SM						
Miscellaneous receipts.....		333242-M	0.2	0.0	0.0	0.2	0.0	0.0
Sawmill, woodworking and paper machinery mfg.....	333243		3.4	0.2	1.1	0.3	0.5	0.0
Primary products.....		333243-P	3.4	0.2	1.1	0.3	0.6	0.0
Sawmill and woodworking machinery.....		333243-A	2.9	0.1	1.7	0.4	0.4	-0.1
Sawmill and woodworking machinery, excluding parts & attachments.....		333243-A3	3.2	0.1	1.9	0.5	0.4	0.0
Parts, attachments & accessories for sawmill & woodworking machinery.....		333243-A4	1.1	0.0	0.2	0.0	0.8	-0.2
Paper industry machinery.....		333243-B	3.8	0.3	0.7	0.3	0.6	0.0
Paper industry machinery, excluding parts & attachments.....		333243-B1	4.4	0.1	0.6	0.2	0.9	0.0
Parts and attachments for paper industry machinery.....		333243-B2	2.3	0.6	1.0	0.4	0.0	0.0
Secondary and miscellaneous receipts.....		333243-SM						
Miscellaneous receipts.....		333243-M	3.4	0.0	2.9	0.0	0.0	0.1
All other industrial machinery mfg.....	333248		2.3	-0.1	1.6	0.5	0.0	0.7
Primary products.....		333248-P	2.4	-0.1	1.6	0.6	0.0	0.7
Printing machinery and equipment mfg.....		333248-4	1.8	0.5	0.0	-0.5	0.5	-0.2
All other miscellaneous printing trades machinery, including parts.....		333248-4A	2.2	0.8	-0.1	-0.8	0.7	-0.3
Other printing machinery and equipment, including pre-press preparation and typesetting.....		333248-4A7	4.1	1.5	-0.2	-1.5	1.2	-0.6
Parts, attachments, and accessories for printing trades machinery.....		333248-4A8	0.4	0.0	0.0	0.0	0.3	0.0
Other industrial machinery.....		333248-9	2.4	-0.1	1.8	0.7	0.0	0.7
Plastics-working machinery and equipment and parts, excluding patterns and molds.....		333248-91	2.6	0.0	2.8	0.0	0.0	0.0
Plastics-working machinery and equipment, excluding patterns, molds, and parts sold separately.....		333248-919	2.8	0.0	3.1	0.0	0.0	0.0
Textile machinery (except parts, attachments, and accessories).....		333248-95	0.0	0.0	0.0	0.0	0.0	0.0
Parts and attachments for textile machinery.....		333248-97	0.0	0.0	0.0	0.0	0.0	0.0
All other industrial machinery.....		333248-98	2.5	-0.2	1.6	0.9	0.0	1.0
Secondary products and miscellaneous receipts.....		333248-SM						
Commercial and service industry machinery manufacturing.....	3333		1.7	0.0	0.9	0.0	-0.1	0.2
Commercial and service industry machinery manufacturing.....	33331		1.7	0.0	0.9	0.0	-0.1	0.2
Commercial and service industry machinery mfg.....	333310		1.7	0.0	0.9	0.0	-0.1	0.2
Primary products.....		333310-P	1.7	0.0	0.9	-0.1	-0.1	0.3
Optical instruments and lenses (incl. parts).....		333310-4	1.8	-0.1	0.1	-0.4	0.0	1.0
Sighting, tracking, and fire-control equipment, optical type.....		333310-41	-	0.0	0.0	-2.6	0.0	0.7
All other miscellaneous optical instruments and lenses (incl. binoculars and astronomical).....		333310-43	3.1	-0.1	0.1	0.3	0.0	1.2
Commercial cooking and food warming equipment (incl. parts).....		333310-5	-0.4	0.2	0.0	0.0	-0.6	0.0
Other commercial and service industry machinery.....		333310-9	-	0.0	1.1	0.0	0.0	0.2
Commercial laundry and drycleaning machinery (incl. parts).....		333310-93	1.9	0.0	0.9	0.0	0.0	0.0
Commercial and industrial floor and carpet cleaning machines, ex. vacuum cleaners.....		333310-95	5.6	0.0	4.5	0.0	0.0	0.0
Electronic teaching machines, teaching aids, etc., (incl. kits).....		333310-97	0.0	0.0	0.0	0.0	0.0	0.0
All other parts and attachments for service industry equipment.....		333310-98	-	0.0	1.7	0.3	0.0	2.8
Other service industry equipment.....		333310-99	2.3	0.1	1.2	0.0	0.0	0.2
Secondary products and miscellaneous receipts.....		333310-SM						
Miscellaneous receipts.....		333310-M	1.5	0.0	0.8	0.2	0.0	0.0
Secondary products.....		333310-S	2.7	0.0	0.2	0.0	0.2	0.0
HVAC and commercial refrigeration equipment.....	3334		2.5	-0.2	-0.1	1.0	-0.1	0.9
HVAC and commercial refrigeration equipment.....	33341		2.5	-0.2	-0.1	1.0	-0.1	0.9
Fan, blower, air purification equipment mfg.....	333413		2.0	0.0	0.6	0.0	0.0	0.7
Primary products.....		333413-P	2.2	0.0	0.6	0.0	0.1	0.7
Air purification equipment.....		333413-1	0.4	0.0	0.4	0.0	0.0	0.0
Dust collection and other air purification equipment for industrial gas cleaning systems.....		333413-11	0.0	0.0	0.0	0.0	0.0	0.0
Dust collection and other air purification equipment for cleaning incoming air.....		333413-13	0.6	-0.1	0.6	0.0	0.0	0.0
Air filters for air-conditioners and furnaces, etc. of 2400 CFM or less, except parts.....		333413-131	2.5	0.0	1.6	0.0	0.0	0.0
Other dust collection and air purification equipment, except parts.....		333413-132	0.3	-0.1	0.6	0.0	0.1	0.0
Parts for dust collection and air purification equipment.....		333413-133	-3.5	-0.2	-1.8	0.0	0.0	0.0
Industrial and commercial fans and blowers.....		333413-2	4.5	0.0	0.9	0.0	0.2	1.6
Centrifugal blower filter units, and classes I-IV centrifugal fans, except parts.....		333413-22	2.7	0.0	1.1	0.0	0.4	0.0
Other centrifugal fans and blowers, except parts.....		333413-23	-	0.0	1.5	0.0	0.2	-
Parts and accessories for fans and blowers.....		333413-29	7.0	0.1	0.0	0.0	0.1	0.0

See footnotes at end of table.

Table 12. Producer price index percentage changes for the net output of selected industries and their products, not seasonally adjusted — Continued
 [April 2024]

Title ¹	Industry code	Product code	Unadjusted 12-month percent change ²	Unadjusted 1-month percent change ²					
				Apr. 2023 to Apr. 2024 ^P	Nov. to Dec.	Dec. to Jan. ^P	Jan. to Feb. ^P	Feb. to Mar. ^P	Mar. to Apr. ^P
Fan, blower, air purification equipment mfg - Continued									
Secondary products and miscellaneous receipts.....		333413-SM							
Secondary products.....		333413-S	-7.3	0.0	0.8	0.0	-8.0	0.0	
Heating equipment (except warm air furnaces) mfg.....	333414		1.5	0.4	-0.1	0.4	0.2	0.1	
Primary products.....		333414-P	1.6	0.4	-0.1	0.4	0.2	0.1	
Other heating equipment, except electric (incl. parts for nonelectric equipment & oil burners).....		333414-D	2.2	0.9	-0.1	0.5	0.4	0.2	
Cast iron heating boilers, radiators, and convectors (except parts).....		333414-1	-	0.0	0.0	0.0	-	-	
Domestic heating stoves (except electric and parts).....		333414-3	2.0	0.0	0.0	2.0	0.0	0.0	
Floor and wall furnaces, unit heaters, infrared heaters, and mechanical stokers. ...		333414-7	1.6	0.0	0.0	0.2	0.0	0.0	
Secondary products and miscellaneous receipts.....		333414-SM							
Secondary products.....		333414-S	0.7	0.0	0.0	0.7	0.0	0.0	
Air-conditioning, refrigeration, and forced air heating equipment mfg.....	333415		2.8	-0.3	-0.2	1.2	-0.2	1.0	
Primary products.....		333415-P	2.6	-0.3	-0.2	1.2	-0.1	0.9	
Warm air furnaces, including duct furnaces and humidifiers, and electric comfort heating.....		333415-C	3.1	0.0	0.3	0.1	1.4	0.0	
Parts and accessories for air conditioning and heat transfer equipment.....		333415-D	-0.7	0.0	0.2	0.7	0.2	0.0	
Unitary air-conditioners, except air source heat pumps.....		333415-E	5.1	-1.0	0.1	2.2	-2.2	3.0	
Heat pumps.....		333415-H	3.7	0.0	1.0	0.6	2.3	0.5	
Heat transfer equipment (except elec dehumidifiers), mechanically refrigerated, self-contained.....		333415-2	2.6	-0.2	-0.2	1.1	-0.3	0.7	
Commercial refrigerators and related equipment.....		333415-3	0.6	0.0	-0.9	1.3	0.0	0.0	
Refrigeration condensing units, all refrigerants, except ammonia (complete).....		333415-5	0.7	0.2	0.2	0.0	0.0	0.0	
All other miscellaneous refrigeration and air-conditioning equipment.....		333415-9	3.6	0.0	-0.4	0.0	3.7	0.0	
Secondary products and miscellaneous receipts.....		333415-SM							
Miscellaneous receipts.....		333415-M	0.8	0.0	0.4	0.3	0.1	0.0	
Metalworking machinery manufacturing.....	3335		4.9	0.1	1.5	0.2	0.1	0.6	
Metalworking machinery manufacturing.....	33351		4.9	0.1	1.5	0.2	0.1	0.6	
Industrial mold mfg.....	333511		6.0	0.5	3.0	0.6	0.0	0.1	
Primary products.....		333511-P	6.5	0.6	3.3	0.7	0.0	0.0	
Industrial molds and mold boxes.....		333511-0	6.5	0.6	3.3	0.7	0.0	0.0	
Industrial injection-type molds made of metal for plastics.....		333511-05	1.4	0.0	0.0	0.0	0.0	0.0	
Other industrial molds and mold boxes.....		333511-06	8.9	0.8	4.9	1.0	0.0	0.0	
Secondary products and miscellaneous receipts.....		333511-SM							
Special tool, die, jig, and fixture mfg.....	333514		6.2	0.0	2.5	0.0	0.0	0.5	
Primary products.....		333514-P	5.7	0.0	2.8	0.0	0.0	0.5	
Special dies, tools, jigs, and fixtures.....		333514-0	5.7	0.0	2.8	0.0	0.0	0.5	
Jigs and fixtures, including parts.....		333514-0A	3.9	0.0	1.6	0.0	0.0	0.2	
Metalworking die and die sets.....		333514-0B	3.7	0.0	0.0	0.0	0.0	0.0	
Standard punches, industrial prototypes, die parts & other special tooling for dies.....		333514-0C	8.3	0.0	5.5	0.0	0.0	1.0	
Secondary products and miscellaneous receipts.....		333514-SM							
Miscellaneous receipts.....		333514-M	0.7	0.0	0.0	0.0	0.0	0.7	
Secondary products.....		333514-S	16.5	0.2	1.9	0.3	0.0	0.0	
Cutting tool and machine tool accessory mfg.....	333515		6.0	-0.1	0.3	0.1	0.2	2.7	
Primary products.....		333515-P	6.2	-0.1	0.3	0.1	0.1	2.9	
Cutting tools for machine tools and metalworking machinery.....		333515-4	6.4	-0.1	0.2	0.1	0.1	3.4	
Other cutting tools for machine tools, excluding tips and blanks.....		333515-41	7.9	0.0	0.2	0.0	0.0	5.2	
End mills and milling cutters.....		333515-44	2.8	-0.7	0.3	0.6	0.9	-0.5	
Threading tools, including blanks, tips and inserts.....		333515-45	2.4	0.0	1.0	0.0	0.0	0.0	
Carbon and high-speed steel shank, solid, tipped carbide twist drills for machine tools.....		333515-48	5.3	0.0	0.0	0.0	0.0	0.0	
Taps, carbide indexable, and throwaway inserts for machine tools.....		333515-49	2.8	0.0	0.0	0.0	0.0	0.0	
Other attachments and accessories for machine tools and metalworking machinery.....		333515-5	5.0	0.0	0.9	0.0	0.0	0.0	
Secondary products and miscellaneous receipts.....		333515-SM							
Secondary products.....		333515-S	7.5	0.0	0.6	0.0	4.2	0.0	
Machine tool mfg.....	333517		3.6	0.0	0.1	0.2	0.0	0.0	
Primary products.....		333517-P	3.1	0.0	0.1	0.2	0.0	0.0	
Metal cutting machine tools.....		333517-2	1.2	0.0	0.2	0.1	0.0	0.0	
Parts for metal cutting machine tools (sold separately) & rebuilt machine tools.....		333517-26	1.6	0.0	0.0	0.7	0.0	0.0	
Metal machining centers (multifunction numerically controlled machines).....		333517-27	0.0	0.0	0.0	0.0	0.0	0.0	
Other metal cutting machine tools.....		333517-2B	1.8	0.0	0.4	0.0	0.0	0.0	
Metal forming machine tools.....		333517-3	11.1	0.0	0.0	0.6	0.0	0.0	

See footnotes at end of table.

Table 12. Producer price index percentage changes for the net output of selected industries and their products, not seasonally adjusted — Continued
 [April 2024]

Title ¹	Industry code	Product code	Unadjusted 12-month percent change ²	Unadjusted 1-month percent change ²				
				Apr. 2023 to Apr. 2024 ^P	Nov. to Dec.	Dec. to Jan. ^P	Jan. to Feb. ^P	Feb. to Mar. ^P
Machine tool mfg - Continued								
Metal punching and shearing (power & manual), and bending and forming machines (power only).....		333517-31	0.7	0.0	0.0	0.0	0.0	0.0
Parts for metal forming machine tools (sold separately) and rebuilt metal forming machine tools.....		333517-37	3.5	0.0	0.0	0.0	0.0	0.0
Secondary products and miscellaneous receipts.....		333517-SM						
Miscellaneous receipts.....		333517-M	-0.7	0.5	0.0	0.8	0.0	0.0
Secondary products.....		333517-S	25.6	0.0	0.0	0.0	0.0	0.1
Rolling mill and other metalworking machinery mfg.....	333519		1.7	0.0	0.6	0.3	0.3	0.1
Primary products.....		333519-P	1.8	0.0	0.6	0.3	0.3	0.1
Rolling mill and other metalworking machinery, including assembly machines.....		333519-0	1.8	0.0	0.6	0.3	0.3	0.1
Secondary products and miscellaneous receipts.....		333519-SM						
Miscellaneous receipts.....		333519-M	-0.4	0.0	0.0	0.0	0.0	0.5
Turbine and power transmission equipment mfg.....	3336		4.0	0.0	1.3	0.1	0.2	0.4
Turbine and power transmission equipment mfg.....	33361		4.0	0.0	1.3	0.1	0.2	0.4
Turbine and turbine generator set units mfg.....	333611		3.6	0.1	0.3	0.1	0.2	0.9
Primary products.....		333611-P	3.4	0.1	0.3	0.1	0.2	0.8
Turbines and turbine generator sets.....		333611-0	3.4	0.1	0.3	0.1	0.2	0.8
Steam, gas, and other turbines and turbine generators.....		333611-05	3.8	1.2	0.0	-0.4	-0.4	1.8
Parts & accessories for turbines, turbine generators, and turbine generator sets.....		333611-07	0.0	0.0	0.0	0.0	0.0	0.0
Speed changer, drive, and gear mfg.....	333612		1.8	0.0	0.0	0.0	0.8	0.0
Primary products.....		333612-P	1.8	0.0	0.0	0.0	0.7	0.0
Gears, pinions, racks, and worms, sold separately.....		333612-3	2.6	0.0	0.0	0.0	0.5	0.0
Speed changers, industrial high speed drives, and parts other than loose gearing.....		333612-7	1.1	0.0	0.0	0.0	0.8	0.0
Secondary products and miscellaneous receipts.....		333612-SM						
Mechanical power transmission equipment mfg.....	333613		5.3	0.0	0.6	1.0	0.5	0.0
Primary products.....		333613-P	5.4	0.0	0.7	0.9	0.5	0.0
Mechanical power transmission equipment, except speed changers, drives, & gears.....		333613-3	6.0	0.0	0.8	1.1	0.7	0.0
Secondary products and miscellaneous receipts.....		333613-SM						
Other engine equipment mfg.....	333618		4.3	0.0	2.2	0.0	0.0	0.4
Primary products.....		333618-P	4.2	0.0	2.1	0.0	0.0	0.4
Parts & accessories for internal combustion engines, ex. aircraft & gasoline automotive engines.....		333618-F	2.8	0.0	0.8	0.0	0.0	1.6
Diesel, semidiesel, and dual-fuel engines (except automotive).....		333618-3	9.1	0.0	3.0	-0.3	0.0	0.0
Diesel, semidiesel, and dual-fuel engines for automobiles, trucks, and buses.....		333618-5	3.4	0.0	3.0	0.2	0.0	0.2
Secondary products and miscellaneous receipts.....		333618-SM						
Secondary products.....		333618-S	-	0.0	-	-	-	-
Other general purpose machinery manufacturing.....	3339		4.9	0.1	0.9	0.4	0.4	0.7
Pump and compressor manufacturing.....	33391		6.8	0.5	1.0	0.4	0.7	0.1
Air and gas compressor mfg.....	333912		5.1	0.4	0.4	0.8	0.7	0.1
Primary products.....		333912-P	5.1	0.3	0.4	0.8	0.7	0.1
Air and gas compressors and vacuum pumps.....		333912-1	5.3	0.4	0.2	0.9	0.9	0.2
Parts & attachments for air & gas compressors, ex. refrigeration, ice making, & a/c.....		333912-6	4.5	0.0	0.2	1.1	0.4	0.0
Secondary products and miscellaneous receipts.....		333912-SM						
Miscellaneous receipts.....		333912-M	4.3	2.1	0.5	0.0	0.0	0.0
Measuring, dispensing, and other pumping equipment mfg.....	333914		7.9	0.6	1.4	0.1	0.8	0.0
Primary products.....		333914-P	8.3	0.6	1.7	0.1	0.8	0.0
Pumps and pumping equipment, excluding measuring and dispensing pumps.....		333914-1	8.5	0.6	1.6	0.1	0.8	0.0
Pumps and pumping equipment, complete, excluding measuring and dispensing pumps.....		333914-11	9.1	0.7	1.8	0.1	1.0	0.0
Domestic water systems.....		333914-111	2.3	0.0	1.6	0.7	0.0	0.0
Oil-well and oil-field pumps, except boiler feed.....		333914-113	1.2	0.0	0.5	0.5	0.0	0.0
Industrial pumps, excluding hydraulic fluid power pumps, automatic circulating pumps, etc.....		333914-114	11.3	0.0	2.3	0.0	1.3	0.0
Other pumps, except automotive circulating pumps, and measuring and dispensing pumps.....		333914-115	3.9	3.2	0.3	0.4	0.0	0.0
Parts and attachments for pumps and pumping equipment, excluding measuring and dispensing.....		333914-15	4.6	0.0	0.8	0.1	0.0	0.0
Secondary products and miscellaneous receipts.....		333914-SM						
Miscellaneous receipts.....		333914-M	2.7	0.2	0.4	0.3	0.0	0.0

See footnotes at end of table.

Table 12. Producer price index percentage changes for the net output of selected industries and their products, not seasonally adjusted — Continued
 [April 2024]

Title ¹	Industry code	Product code	Unadjusted 12-month percent change ²	Unadjusted 1-month percent change ²				
				Apr. 2023 to Apr. 2024 ^P	Nov. to Dec.	Dec. to Jan. ^P	Jan. to Feb. ^P	Feb. to Mar. ^P
Measuring, dispensing, and other pumping equipment mfg - Continued								
Secondary products.....		333914-S	3.7	0.0	-1.8	0.3	0.2	0.0
Material handling equipment manufacturing.....	33392		4.3	0.2	0.9	0.2	0.1	1.7
Elevator and moving stairway mfg.....	333921		1.9	0.0	0.0	1.4	0.0	0.0
Primary products.....		333921-P	2.1	0.0	0.0	1.5	0.0	0.0
Elevators and moving stairways.....		333921-1	2.8	0.0	0.0	1.8	0.0	0.0
Parts and attachments for elevators and moving stairways (sold separately).....		333921-3	-1.4	0.0	-0.1	0.1	-0.1	0.0
Secondary products and miscellaneous receipts.....		333921-SM						
Conveyor and conveying equipment mfg.....	333922		9.1	0.0	2.4	0.1	0.0	5.1
Primary products.....		333922-P	8.9	0.0	2.4	0.1	0.0	5.1
Unit handling conveyors and conveying systems.....		333922-1	11.4	0.0	0.0	0.0	0.0	10.6
Unit handling gravity and trolley conveyors and conveying systems.....		333922-12	16.6	0.0	0.0	0.0	0.0	16.8
Unit handling tow, belt, roller, pneumatic, portable, carousel, and other nonbelt conveyors.....		333922-14	3.2	0.0	0.0	0.0	0.0	1.1
Parts and accessories for unit handling conveyors and conveying systems, sold separately.....		333922-7	2.1	0.0	0.3	0.0	0.0	1.8
Bulk material handling conveyors and conveying systems.....		333922-8	9.2	0.0	6.1	0.3	0.0	0.2
Parts and accessories for bulk material handling conveyors and conveying systems.....		333922-9	2.3	0.0	2.8	-0.2	0.0	0.0
Secondary products and miscellaneous receipts.....		333922-SM						
Miscellaneous receipts.....		333922-M	13.6	0.0	0.9	0.0	0.0	4.5
Secondary products.....		333922-S	13.2	0.0	2.1	0.0	0.0	10.8
Overhead cranes, hoists and monorail systems mfg.....	333923		2.4	0.7	0.1	0.1	0.5	0.2
Primary products.....		333923-P	2.5	0.7	0.2	0.1	0.5	0.2
Hoists and parts and attachments for hoists (sold separately).....		333923-1	3.7	0.0	0.0	0.8	0.9	1.2
Overhead traveling cranes and monorail systems, including parts and attachments sold separately.....		333923-3	4.9	0.1	0.9	-0.3	1.5	0.0
Winches, aerial work platforms, and automotive wrecker hoists, including parts and attachments.....		333923-7	1.5	1.1	0.0	0.0	0.1	0.0
Secondary products and miscellaneous receipts.....		333923-SM						
Secondary products.....		333923-S	-1.9	0.0	-2.1	-0.6	0.0	0.2
Industrial truck, trailer, and stacker mfg.....	333924		1.8	0.0	0.3	0.0	0.0	0.0
Primary products.....		333924-P	1.8	0.0	0.4	0.0	0.0	0.0
Industrial trucks, tractors, mobile straddle carriers & cranes, & automatic stacking machines.....		333924-2	1.7	0.0	0.4	0.0	0.0	0.0
Work trucks with lifting & handling equipment, operator riding, electric, self-propelled.....		333924-21	6.2	0.0	3.8	0.0	0.0	0.0
Work trucks, not fitted with lifting and handling equipment.....		333924-25	0.7	0.0	-0.7	0.0	0.1	0.0
Bulk powered material moving equipment, dock boards and metal pallets and skids.....		333924-26	-0.5	0.0	0.0	0.0	0.0	0.1
Other work trucks with lifting & handling equipment, non-riding electric or any non-electric.....		333924-27	1.6	0.0	0.3	0.0	0.0	0.0
Parts and attachments for industrial trucks and tractors (sold separately).....		333924-3	2.2	0.0	0.1	0.0	0.0	0.0
Secondary products and miscellaneous receipts.....		333924-SM						
Secondary products.....		333924-S	-2.2	0.0	0.0	-0.7	0.0	0.5
All other general purpose machinery mfg.....	33399		4.1	-0.1	0.7	0.6	0.4	0.4
Power-driven handtool mfg.....	333991		5.5	0.0	-0.7	0.0	0.0	0.0
Primary products.....		333991-P	5.6	0.0	-0.7	0.0	0.0	0.0
Power-driven handtools, pneumatic, hydraulic, and powder-actuated.....		333991-6	4.8	0.0	-0.8	0.0	0.0	0.0
Power-driven handtools, electric (except battery powered), including parts.....		333991-9	6.9	0.0	0.0	0.0	0.0	0.0
Secondary products and miscellaneous receipts.....		333991-SM						
Welding and soldering equipment mfg.....	333992		3.2	0.0	0.2	1.4	1.6	0.0
Primary products.....		333992-P	3.3	0.0	0.2	1.4	1.6	0.0
Other welding equipment, components, and accessories (excluding arc, resistance, and gas).....		333992-A	0.2	0.0	0.0	0.0	0.2	0.0
Arc welding machines, components, and accessories, excluding electrodes and stud welding equip.....		333992-1	4.2	0.0	0.0	1.9	2.4	0.0
Resistance welders, components, accessories, and electrodes.....		333992-7	2.1	0.0	0.0	2.1	0.0	0.0
Gas welding and cutting equipment, parts, attachments, and accessories.....		333992-9	3.9	0.0	2.8	0.0	0.1	0.0
Secondary products and miscellaneous receipts.....		333992-SM						
Miscellaneous receipts.....		333992-M	-0.2	3.0	-3.7	0.0	0.4	0.0
Packaging machinery mfg.....	333993		6.0	0.0	0.8	1.3	0.8	0.8
Primary products.....		333993-P	6.2	0.0	0.7	1.4	0.8	0.8
Packing, packaging, and bottling machinery, excluding parts.....		333993-1	6.1	0.0	0.6	1.4	0.8	0.9
Parts for packing, packaging, and bottling machinery.....		333993-5	6.2	0.1	1.2	1.5	0.8	0.7

See footnotes at end of table.

Table 12. Producer price index percentage changes for the net output of selected industries and their products, not seasonally adjusted — Continued
 [April 2024]

Title ¹	Industry code	Product code	Unadjusted 12-month percent change ²	Unadjusted 1-month percent change ²				
				Apr. 2023 to Apr. 2024 ^P	Nov. to Dec.	Dec. to Jan. ^P	Jan. to Feb. ^P	Feb. to Mar. ^P
Packaging machinery mfg - Continued								
Secondary products and miscellaneous receipts.....		333993-SM						
Industrial process furnace and oven mfg.....	333994		4.1	0.0	0.2	0.5	0.1	1.0
Primary products.....		333994-P	4.0	-0.1	0.2	0.5	0.1	0.9
Industrial process furnaces & ovens, & industrial electrical heating equipment.....		333994-0	4.0	-0.1	0.2	0.5	0.1	0.9
Industrial process furnaces & ovens, & industrial electrical heating equipment, except parts.....		333994-0A	4.3	0.3	0.2	0.5	0.1	1.2
Parts and attachments for industrial process furnaces and ovens.....		333994-0B	3.1	-1.3	0.2	0.3	0.1	0.0
Secondary products and miscellaneous receipts.....		333994-SM						
Miscellaneous receipts.....		333994-M	1.5	0.4	0.5	0.6	0.1	0.0
Fluid power cylinder and actuator mfg.....	333995		3.2	0.0	1.7	0.0	-0.1	0.0
Primary products.....		333995-P	3.5	0.0	1.7	0.0	-0.2	0.0
Nonaerospace-type hydraulic & all aerospace fluid power cylinders & actuators, linear & rotary.....		333995-2	4.4	0.0	2.2	0.0	0.0	0.0
Parts for hydraulic & pneumatic fluid power cylinders & actuators, incl accumulators & cushions.....		333995-8	2.2	0.0	1.0	0.0	-0.6	0.0
Secondary products and miscellaneous receipts.....		333995-SM						
Secondary products.....		333995-S	-	-	1.0	0.0	-0.1	0.3
Fluid power pump and motor mfg.....	333996		3.6	0.1	1.0	0.1	-0.3	1.5
Primary products.....		333996-P	3.6	0.1	0.8	0.1	-0.3	1.7
Fluid power pumps and motors, including parts.....		333996-0	3.6	0.1	0.8	0.1	-0.3	1.7
Secondary products and miscellaneous receipts.....		333996-SM						
Miscellaneous receipts.....		333996-M	-	0.0	2.7	-	-	-
All other miscellaneous general purpose machinery mfg.....	333998		3.7	-0.2	0.7	0.6	0.3	0.3
Primary products.....		333998-P	3.6	-0.3	0.6	0.6	0.4	0.3
Scale and balance mfg.....		333998-7	2.5	0.3	0.6	0.0	0.0	0.0
Retail, commercial, household, and mailing scales and balances.....		333998-74	2.5	0.2	2.1	0.0	0.0	0.0
Parts, attachments, and accessories for scales and balances.....		333998-76	2.9	0.8	0.2	0.1	0.0	0.0
Vehicle and industrial scales.....		333998-77	2.4	0.2	0.6	0.0	0.0	0.0
Motor truck and railroad track scales.....		333998-771	0.2	0.1	0.7	0.0	0.0	0.0
Industrial scales (including automatic checkweigher and bulkweigher scales).....		333998-772	2.7	0.4	0.4	0.0	0.0	0.0
All other miscellaneous general purpose machinery mfg.....		333998-9	3.7	-0.3	0.6	0.6	0.4	0.3
Filters and strainers, except fluid power.....		333998-91	2.0	0.0	1.3	0.6	0.4	0.0
Industrial filters and strainers and reusable media, except fluid power.....		333998-911	1.2	0.0	1.5	0.7	0.0	0.0
Nonreusable media for filters and strainers, except fluid power.....		333998-912	7.4	0.0	0.0	0.0	1.2	0.0
Parts and accessories for filters and strainers, except fluid power.....		333998-913	1.4	0.0	1.0	0.0	2.8	0.0
All other miscellaneous general industrial machinery.....		333998-97	2.3	-0.4	0.6	0.9	0.5	0.4
Secondary products and miscellaneous receipts.....		333998-SM						
Miscellaneous receipts.....		333998-M	7.7	0.6	3.1	0.0	0.0	0.8
Secondary products.....		333998-S	2.1	0.0	0.0	0.5	0.0	0.0
Computer & electronic product mfg.....	334		3.1	0.0	1.4	0.4	0.2	0.3
Computer & peripheral equipment mfg.....	3341		0.3	0.7	0.6	0.0	-0.2	0.6
Computer & peripheral equipment mfg.....	33411		0.3	0.7	0.6	0.0	-0.2	0.6
Electronic computer mfg.....	334111		1.5	1.6	1.5	0.1	-0.5	1.5
Primary products.....		334111-P	1.7	1.8	1.7	0.1	-0.6	1.7
Host computers, multiusers (mainframes, medium-scale systems, UNIX and PC servers).....		334111-5	2.0	1.9	2.1	0.1	-0.6	1.9
Single user computers, microprocessor based, general purpose.....		334111-7	-0.3	1.5	-0.5	-0.2	-0.4	0.5
Portable computers, laptops, tablets and other single user computers.....		334111-72	-2.7	0.0	-0.1	-0.1	-1.1	0.0
Personal computers and workstations (excluding portable computers).....		334111-73	0.7	2.2	-0.7	-0.2	-0.1	0.7
Secondary products and miscellaneous receipts.....		334111-SM						
Computer storage device mfg.....	334112		-1.8	0.0	0.0	0.0	0.0	0.0
Primary products.....		334112-P	-1.8	0.0	0.0	0.0	0.0	0.0
Computer storage devices (except parts, attachments and accessories).....		334112-1	-1.9	0.0	0.0	0.0	0.0	0.0
Secondary products and miscellaneous receipts.....		334112-SM						
Computer terminal and other computer peripheral equipment mfg.....	334118		0.5	0.0	0.0	0.0	0.0	0.0
Primary products.....		334118-P	0.6	0.0	0.0	0.0	0.0	0.0
Computer terminals (including POS and funds-transfer devices) and other computer peripherals.....		334118-D	0.0	0.0	0.0	0.0	0.0	0.0
Secondary products and miscellaneous receipts.....		334118-SM						
Secondary products.....		334118-S	1.5	0.7	0.0	0.0	0.0	0.0
Communications equipment mfg.....	3342		2.2	0.0	0.6	0.7	0.1	0.0

See footnotes at end of table.

Table 12. Producer price index percentage changes for the net output of selected industries and their products, not seasonally adjusted — Continued
 [April 2024]

Title ¹	Industry code	Product code	Unadjusted 12-month percent change ²	Unadjusted 1-month percent change ²				
				Apr. 2023 to Apr. 2024 ^P	Nov. to Dec.	Dec. to Jan. ^P	Jan. to Feb. ^P	Feb. to Mar. ^P
Telephone apparatus mfg.	33421		3.3	0.0	-0.1	0.6	0.0	0.0
Telephone apparatus mfg.	334210		3.3	0.0	-0.1	0.6	0.0	0.0
Primary products.		334210-P	3.4	0.0	-0.1	0.7	0.0	0.0
Telephone and wireline data networking equipment.		334210-0	3.4	0.0	-0.1	0.7	0.0	0.0
Secondary products and miscellaneous receipts.		334210-SM						
Radio/TV broadcast & wireless comm equip mfg.	33422		1.8	0.0	0.8	0.9	0.1	0.0
Broadcast and wireless communications equipment mfg.	334220		1.8	0.0	0.8	0.9	0.1	0.0
Primary products.		334220-P	1.5	0.0	0.8	0.9	0.0	0.0
Broadcast, studio, and related electronic equipment.		334220-2	0.7	0.3	0.9	0.7	-0.3	0.2
Radio station equipment.		334220-5	2.1	0.0	0.5	2.2	0.0	-0.6
Other broadcast and wireless communications systems and equipment.		334220-9	1.5	0.0	0.6	0.9	0.0	0.0
Secondary products and miscellaneous receipts.		334220-SM						
Other communications equipment mfg.	33429		3.0	-0.1	0.5	0.2	0.2	0.0
Other communications equipment mfg.	334290		3.0	-0.1	0.5	0.2	0.2	0.0
Primary products.		334290-P	2.9	-0.2	0.6	0.2	0.2	0.0
Alarm systems, including electric sirens and horns.		334290-1	—	-0.4	0.9	0.0	0.1	—
Intercommunications systems, incl inductive paging systems, excl telephone & telegraph.		334290-3	4.0	0.1	0.3	0.0	0.0	0.0
Secondary products and miscellaneous receipts.		334290-SM						
Secondary products.		334290-S	—	0.0	0.0	0.0	0.3	—
Audio & video equipment mfg.	3343		2.7	0.0	0.0	0.0	2.5	0.0
Audio and video equipment mfg.	33431		2.7	0.0	0.0	0.0	2.5	0.0
Audio and video equipment mfg.	334310		2.7	0.0	0.0	0.0	2.5	0.0
Primary products.		334310-P	2.4	0.0	0.0	0.0	2.2	0.0
Speakers and commercial sound equipment.		334310-4	4.4	0.0	0.0	0.0	4.1	0.0
Other consumer audio and video equipment.		334310-5	0.0	0.0	0.0	0.0	0.0	0.0
Secondary products and miscellaneous receipts.		334310-SM						
Miscellaneous receipts.		334310-M	14.0	0.0	0.0	0.0	11.9	0.1
Semiconductor and other electronic component mfg.	3344		2.1	-0.1	0.7	0.3	0.1	0.3
Semiconductor and other electronic component mfg.	33441		2.1	-0.1	0.7	0.3	0.1	0.3
Bare printed circuit board mfg.	334412		5.7	2.4	1.2	-0.5	0.0	0.0
Primary products.		334412-P	4.8	2.4	1.2	-0.5	0.0	0.0
Bare printed circuit boards.		334412-0	4.8	2.4	1.2	-0.5	0.0	0.0
Secondary products and miscellaneous receipts.		334412-SM2						
Semiconductors and related device mfg.	334413		0.6	-0.5	0.4	-0.1	-0.1	0.6
Primary products.		334413-P	0.7	-0.5	0.4	-0.1	-0.1	0.6
Other semiconductor devices, including parts such as chips, wafers, and heat sinks.		334413-A	6.5	0.0	0.8	0.0	0.0	1.2
Integrated microcircuits, incl semiconductor networks, microprocessors, & MOS memories.		334413-1	-2.9	-0.8	0.2	-0.2	-0.2	0.3
Secondary products and miscellaneous receipts.		334413-SM						
Electronic connector mfg.	334417		3.4	0.0	0.1	0.0	1.4	0.0
Primary products.		334417-P	3.6	0.0	0.1	0.0	1.4	0.0
Electronic connectors, including parts.		334417-0	3.6	0.0	0.1	0.0	1.4	0.0
Secondary products and miscellaneous receipts.		334417-SM						
Secondary products.		334417-S1	0.1	0.0	0.4	0.0	-0.3	0.0
Printed circuit assembly mfg.	334418		-4.3	0.0	0.6	-0.1	0.1	0.2
Primary products.		334418-P	-4.8	0.0	0.6	-0.1	0.1	0.2
Printed circuit assemblies, loaded boards, modules, and consumer external modems.		334418-9	-4.8	0.0	0.6	-0.1	0.1	0.2
Secondary products and miscellaneous receipts.		334418-SM						
Other electronic component mfg.	334419		8.9	0.1	0.6	1.9	0.0	0.0
Primary products.		334419-P	5.6	0.1	0.6	0.3	0.0	0.0
Other electronic components.		334419-0	5.6	0.1	0.6	0.3	0.0	0.0
Secondary products and miscellaneous receipts.		334419-SM						
Secondary products.		334419-S	2.6	0.0	0.0	0.8	0.0	0.0
Capacitor, resistor, coil, transformer, and other inductor mfg.	33441K		7.0	-0.1	2.9	0.9	0.0	0.0
Primary products.		33441K-P	7.2	-0.1	3.0	0.9	0.0	0.0
Capacitors for electronic circuitry.		33441K-4	6.9	0.0	0.5	0.5	0.0	0.0
Electronic coils, transformers, and other inductors.		33441K-6	4.7	-0.3	1.9	1.6	0.0	0.0
Secondary products and miscellaneous receipts.		33441K-SM						

See footnotes at end of table.

Table 12. Producer price index percentage changes for the net output of selected industries and their products, not seasonally adjusted — Continued
 [April 2024]

Title ¹	Industry code	Product code	Unadjusted 12-month percent change ²	Unadjusted 1-month percent change ²				
				Apr. 2023 to Apr. 2024 ^P	Nov. to Dec.	Dec. to Jan. ^P	Jan. to Feb. ^P	Feb. to Mar. ^P
Nav/measuring/medical/control instruments mfg.	3345		4.1	0.0	2.0	0.4	0.2	0.3
Nav/measuring/medical/control instruments mfg.	33451		4.1	0.0	2.0	0.4	0.2	0.3
Electromedical apparatus mfg.	334510		2.1	0.0	0.3	0.4	0.0	0.0
Primary products.		334510-P	2.0	0.0	0.2	0.4	0.0	0.0
Electromedical equipment, excluding ionizing radiation equipment.		334510-2	2.2	0.0	0.2	0.4	0.0	0.0
Secondary products and miscellaneous receipts.		334510-SM						
Miscellaneous receipts.		334510-M	6.8	0.0	4.1	0.0	0.0	0.0
Search, detection, and navigation instruments.	334511		5.9	0.0	4.1	0.1	0.3	0.5
Primary products.		334511-P	5.8	0.0	4.2	0.1	0.3	0.4
Aeronautical, nautical & navigational instruments, not sending or receiving radio signals.		334511-1	4.5	0.0	0.0	0.1	0.0	2.1
Search, detection, navigation, and guidance systems and equipment.		334511-3	6.2	0.0	5.3	0.2	0.4	0.0
Secondary products and miscellaneous receipts.		334511-SM						
Automatic environmental control mfg.	334512		1.7	0.0	-0.4	0.1	-0.2	0.0
Primary products.		334512-P	1.7	0.0	-0.5	0.0	-0.2	0.0
Automatic environmental controls for monitoring residential, commercial, and appliance use.		334512-0	1.7	0.0	-0.5	0.0	-0.2	0.0
Secondary products and miscellaneous receipts.		334512-SM						
Miscellaneous receipts.		334512-M	0.0	0.0	0.0	0.0	0.0	0.0
Industrial process variable instruments.	334513		5.3	0.4	1.7	0.2	0.5	0.4
Primary products.		334513-P	5.4	0.0	1.8	0.2	0.5	0.4
Process control instruments.		334513-0	5.4	0.0	1.8	0.2	0.5	0.4
Secondary products and miscellaneous receipts.		334513-SM						
Miscellaneous receipts.		334513-M	2.3	6.7	0.0	0.0	0.0	0.0
Totalizing fluid meters and counting devices mfg.	334514		0.6	0.1	0.7	0.4	0.4	0.2
Primary products.		334514-P	0.4	0.1	0.8	0.5	0.4	0.2
Integrating and totalizing fluid meters, counting devices, and motor vehicle instruments.		334514-0	0.4	0.1	0.8	0.5	0.4	0.2
Secondary products and miscellaneous receipts.		334514-SM						
Secondary products.		334514-S	1.7	0.0	0.0	0.0	0.0	0.8
Electricity and signal testing instruments mfg.	334515		5.2	0.2	0.0	0.1	0.0	2.4
Primary products.		334515-P	4.4	0.2	0.0	0.1	0.0	1.7
Test equipment for testing electrical, radio, and communication circuits, and motors.		334515-4	4.8	0.2	0.0	0.1	0.0	1.7
Secondary products and miscellaneous receipts.		334515-SM						
Analytical laboratory instrument mfg.	334516		3.4	0.0	1.1	1.4	0.3	-0.1
Primary products.		334516-P	3.5	0.0	1.1	1.4	0.3	-0.1
Analytical and scientific instruments, excluding optical.		334516-0	3.5	0.0	1.1	1.4	0.3	-0.1
Secondary products and miscellaneous receipts.		334516-SM						
Irradiation apparatus mfg.	334517		0.8	0.0	0.0	0.8	0.0	0.0
Primary products.		334517-P	0.8	0.0	0.0	0.8	0.0	0.0
Irradiation (ionizing radiation) equipment.		334517-0	0.8	0.0	0.0	0.8	0.0	0.0
Secondary products and miscellaneous receipts.		334517-SM						
Other measuring and controlling device mfg.	334519		3.8	-0.2	1.0	0.7	0.8	-0.3
Primary products.		334519-P	3.7	-0.2	1.1	0.7	0.8	-0.3
Physical properties testing & inspection equipment and kinematic testing & measuring equipment.		334519-4	1.5	0.0	1.2	0.0	0.0	0.0
Nuclear radiation detection and monitoring instruments.		334519-5	3.2	0.0	2.4	0.0	0.0	0.0
Commercial, geophysical, meteorological, and general-purpose instruments and equipment.		334519-7	3.8	-1.2	0.3	2.9	0.0	-1.2
Secondary products and miscellaneous receipts.		334519-SM						
Miscellaneous receipts.		334519-M	6.0	0.1	0.2	0.0	0.0	-0.1
Manufacturing and reproducing magnetic and optical media.	3346		1.0	-0.2	0.0	0.0	0.0	0.5
Manufacturing and reproducing magnetic and optical media.	33461		1.0	-0.2	0.0	0.0	0.0	0.5
Manufacturing and reproducing magnetic and optical media.	334610		1.0	-0.2	0.0	0.0	0.0	0.5
Primary products.		334610-P	1.0	-0.2	0.0	0.0	0.0	0.5
Electrical equipment and appliance mfg.	335		1.8	-0.1	0.2	0.2	0.4	0.1
Electric lighting equipment mfg.	3351		2.3	0.1	0.0	0.3	0.7	-0.1
Electric lighting equipment mfg.	33513		2.3	0.1	0.0	0.3	0.7	-0.1
Residential electric lighting fixture mfg.	335131		0.2	0.0	-0.2	0.0	0.0	0.0
Primary products.		335131-P	-0.1	0.0	-0.3	0.0	0.0	0.0

See footnotes at end of table.

Table 12. Producer price index percentage changes for the net output of selected industries and their products, not seasonally adjusted — Continued
 [April 2024]

Title ¹	Industry code	Product code	Unadjusted 12-month percent change ²	Unadjusted 1-month percent change ²				
				Apr. 2023 to Apr. 2024 ^P	Nov. to Dec.	Dec. to Jan. ^P	Jan. to Feb. ^P	Feb. to Mar. ^P
Residential electric lighting fixture mfg - Continued								
Residential-type electric lighting fixtures (except portable), including parts and accessories.....		335131-1	-0.4	0.0	-0.4	0.0	0.0	0.0
Secondary products and miscellaneous receipts.....		335131-SM						
Nonresidential electric lighting fixture mfg.....	335132		3.2	0.2	0.0	0.6	1.0	-0.2
Primary products.....		335132-P	3.4	0.2	0.0	0.6	1.1	-0.2
Commercial and institutional-type electric lighting fixtures, including parts and accessories.....		335132-1	3.8	0.2	0.0	0.7	1.3	-0.2
Industrial-type electric lighting fixtures, including parts and accessories.....		335132-5	—	0.0	0.0	0.0	0.0	—
Secondary products and miscellaneous receipts.....		335132-SM						
Secondary products.....		335132-S	—	0.5	—	—	—	—
Other lighting equipment, including lamps and bulbs mfg.....	335139		1.8	0.0	0.0	0.0	0.4	0.0
Primary products.....		335139-P	1.9	0.0	0.0	0.0	0.4	0.0
Electric lamp bulb, tubes, and components.....		335139-1	6.1	0.0	0.0	0.0	0.0	0.0
Outdoor lighting equipment (including parts and accessories).....		335139-2	0.0	0.0	0.0	0.0	0.0	0.0
Secondary products and miscellaneous receipts.....		335139-SM						
Household appliance mfg.....	3352		1.3	-0.2	0.0	-0.3	0.7	0.1
Small electrical appliance mfg.....	33521		0.5	-0.6	-0.9	0.1	1.1	0.2
Small electrical appliance mfg.....	335210		0.5	-0.6	-0.9	0.1	1.1	0.2
Primary products.....		335210-P	0.4	-0.6	-0.9	0.1	1.0	0.2
Parts and attachments for small electric household appliances, including fan parts.....		335210-5	1.4	0.0	0.0	0.0	1.6	0.0
Household vacuum cleaners and other floor care machines (including parts and attachments).....		335210-6	3.1	0.2	0.8	0.3	-0.3	0.8
Other small electric household appliances, including fans.....		335210-7	-0.3	-0.8	-1.4	0.0	1.4	0.0
Secondary products and miscellaneous receipts.....		335210-SM						
Secondary products.....		335210-S	6.9	0.0	-0.3	-0.1	7.1	0.1
Major household appliance mfg.....	33522		1.5	-0.2	0.2	-0.4	0.6	0.1
Major household appliance mfg.....	335220		1.5	-0.2	0.2	-0.4	0.6	0.1
Primary products.....		335220-P	1.2	-0.2	0.2	-0.4	0.4	0.0
Household cooking appliances.....		335220-1	2.0	-0.5	0.3	-0.6	0.7	-0.7
Electric household ranges, ovens (including microwave), surface cooking units, and equipment.....		335220-11	-1.4	-1.2	-0.3	1.3	0.6	-1.2
Gas household ranges, ovens, surface cooking units, and equipment (incl. parts and accessories).....		335220-13	3.6	0.0	1.6	-2.3	0.9	-0.5
Other household ranges and cooking equipment, including outdoor equipment.....		335220-15	6.0	0.0	-0.8	-1.0	0.4	-0.2
Household refrigerators and home freezers.....		335220-2	-0.5	-0.1	0.1	-0.3	-0.1	0.2
Household refrigerators, including combination refrigerator-freezers.....		335220-21	-1.1	0.0	0.2	-0.4	-0.1	0.2
Other major household appliances.....		335220-8	2.0	0.1	0.2	-0.3	0.6	0.8
Household water heaters, electric, for permanent installation.....		335220-81	4.0	0.0	0.0	0.0	1.9	2.0
Household water heaters, excluding electric.....		335220-83	3.3	0.0	0.1	0.0	1.4	1.7
Secondary products and miscellaneous receipts.....		335220-SM						
Miscellaneous receipts.....		335220-M	0.0	0.0	0.0	0.0	0.0	0.0
Electrical equipment mfg.....	3353		5.2	0.4	0.9	0.2	0.8	0.0
Electrical equipment mfg.....	33531		5.2	0.4	0.9	0.2	0.8	0.0
Electric power and specialty transformer mfg.....	335311		2.6	1.6	0.6	0.0	0.5	-1.2
Primary products.....		335311-P	2.6	1.6	0.7	0.0	0.4	-1.2
Secondary products and miscellaneous receipts.....		335311-SM						
Motor and generator mfg.....	335312		3.5	0.0	0.2	0.0	1.1	0.0
Primary products.....		335312-P	3.6	0.0	0.2	0.0	1.2	0.0
Parts, supplies for motors, generators, generator sets, and other rotating equipment.....		335312-C	7.6	0.0	-0.5	0.0	4.4	0.0
Other motors and generators n.e.c.....		335312-F	3.3	0.0	0.5	0.0	-0.6	0.0
Fractional horsepower motors (rated at less than 746 watts) (except hermetics) ..		335312-1	1.7	0.0	0.0	0.0	0.9	0.0
Integral horsepower motors & generators other than for land transport equipment (exc hermetics).....		335312-3	2.5	0.0	0.0	0.0	2.5	0.0
Secondary products and miscellaneous receipts.....		335312-SM						
Miscellaneous receipts.....		335312-M	0.8	0.2	0.0	0.0	0.0	0.0
Secondary products.....		335312-S	4.1	0.1	1.4	0.1	0.5	0.1
Switchgear and switchboard apparatus mfg.....	335313		7.6	0.2	0.5	0.7	1.0	0.1
Primary products.....		335313-P	7.7	0.3	0.5	0.7	1.0	0.1
Switchgear, excluding ducts and relays.....		335313-A	9.8	0.4	0.9	0.5	1.5	0.2
Low voltage panelboards and distribution boards, 1000 volts or less.....		335313-3	5.3	0.1	0.0	2.1	0.0	0.0

See footnotes at end of table.

Table 12. Producer price index percentage changes for the net output of selected industries and their products, not seasonally adjusted — Continued
 [April 2024]

Title ¹	Industry code	Product code	Unadjusted 12-month percent change ²	Unadjusted 1-month percent change ²				
			Apr. 2023 to Apr. 2024 ^P	Nov. to Dec.	Dec. to Jan. ^P	Jan. to Feb. ^P	Feb. to Mar. ^P	Mar. to Apr. ^P
Switchgear and switchboard apparatus mfg - Continued								
Secondary products and miscellaneous receipts.....		335313-SM						
Relay and industrial control mfg.....	335314		5.4	0.0	2.3	0.0	0.4	0.7
Primary products.....		335314-P	4.6	0.0	2.4	0.1	0.1	0.1
Specific-purpose industrial controls.....		335314-C	1.2	0.0	0.0	0.0	0.0	0.1
General-purpose industrial controls.....		335314-F	7.5	0.0	4.0	0.0	0.2	0.2
Relays for electronic circuitry, industrial control overload and switchgear type.....		335314-1	—	0.0	1.9	0.0	—	—
Parts for industrial controls and motor-control accessories.....		335314-7	2.6	0.0	0.3	1.5	0.0	0.0
Secondary products and miscellaneous receipts.....		335314-SM						
Miscellaneous receipts.....		335314-M	14.6	0.0	0.0	0.0	4.3	8.6
Other electrical equipment & component mfg.....	3359		-0.6	-0.3	-0.2	0.3	-0.1	0.2
Storage battery mfg.....	33591		-0.4	-0.1	0.1	0.1	-0.2	-0.3
Battery mfg.....	335910		-0.4	-0.1	0.1	0.1	-0.2	-0.3
Primary products.....		335910-P	-0.4	-0.1	0.1	0.0	-0.1	-0.3
Storage batteries.....		335910-1	-0.5	0.0	0.1	0.1	-0.1	-0.4
Storage batteries, lead acid type, BCI dimensional size group 8D or smaller.....		335910-11	-0.4	0.0	0.2	0.0	0.5	-0.6
Storage batteries, lead acid type, larger than BCI dimensional size group 8D.....		335910-12	-1.4	0.0	0.0	0.3	-2.5	0.0
Primary batteries.....		335910-2	—	-0.2	-0.1	-0.1	—	—
Secondary products and miscellaneous receipts.....		335910-SM						
Secondary products.....		335910-S	1.5	0.0	0.0	1.5	0.0	0.0
Communication & energy wire & cable mfg.....	33592		1.1	-0.7	-0.5	0.2	-0.4	0.5
Fiber optic cable mfg.....	335921		-13.5	0.0	-3.7	0.0	0.0	0.0
Primary products.....		335921-P	-13.6	0.0	-3.7	0.0	0.0	0.0
Fiber optic cable, made from purchased fiber optic strand.....		335921-0	-13.6	0.0	-3.7	0.0	0.0	0.0
Secondary products and miscellaneous receipts.....		335921-SM						
Other communication and energy wire mfg.....	335929		4.9	-0.9	0.2	0.3	-0.5	0.6
Primary products.....		335929-P	5.1	-1.0	0.3	0.4	-0.7	0.5
Electronic wire and cable, made of nonferrous metals (purchased wire).....		335929-A	-2.1	0.0	0.0	0.0	0.6	0.5
Other insulated wire & cable, incl control & signal, made of nonferrous metals (purchased wire).....		335929-F	6.0	-2.0	1.5	2.1	-0.7	0.6
Power wire and cable, made from nonferrous metals (purchased wire).....		335929-1	15.3	-1.4	-0.1	-0.1	-1.8	0.5
Secondary products and miscellaneous receipts.....		335929-SM						
Wiring device mfg.....	33593		-3.5	-0.4	-0.5	0.7	-0.1	0.2
Current-carrying wiring device mfg.....	335931		3.5	-0.4	0.1	0.1	0.0	0.0
Primary products.....		335931-P	3.5	-0.4	0.0	0.1	0.0	0.0
Current-carrying wiring devices n.e.c.....		335931-A	4.0	-0.9	0.1	0.4	-0.5	0.1
Current-carrying switches for electrical circuitry (including vehicular switches).....		335931-1	1.1	0.8	0.2	-0.4	0.0	0.4
Current-carrying wire connectors for electrical circuitry.....		335931-9	5.1	-0.4	-0.6	0.0	1.8	-1.0
Secondary products and miscellaneous receipts.....		335931-SM						
Secondary products.....		335931-S	1.6	0.0	0.0	0.0	0.1	0.1
Noncurrent-carrying wiring device mfg.....	335932		-10.7	-0.5	-1.2	1.3	-0.2	0.5
Primary products.....		335932-P	-12.5	-0.6	-1.4	1.4	-0.2	0.3
Noncurrent-carrying electrical conduit and conduit fittings, incl. plastic conduit & fittings.....		335932-4	-25.8	-1.4	-2.9	-0.1	-0.4	0.6
Other noncurrent-carrying wiring devices and supplies (boxes, covers, bar hangers, etc.).....		335932-6	7.2	0.2	0.0	6.0	-0.1	0.3
Secondary products and miscellaneous receipts.....		335932-SM						
All other electrical equipment & component mfg.....	33599		1.3	0.0	0.4	0.0	0.0	0.4
Carbon and graphite product mfg.....	335991		6.1	0.1	4.1	0.1	0.0	1.6
Primary products.....		335991-P	6.1	0.1	4.2	0.1	0.0	1.6
Carbon and graphite products, including electrodes for electric arc furnaces.....		335991-0	6.1	0.1	4.2	0.1	0.0	1.6
Secondary products and miscellaneous receipts.....		335991-SM						
Miscellaneous receipts.....		335991-M	-0.1	0.0	0.0	0.0	0.0	-0.1
Miscellaneous electrical equipment mfg.....	335999		-0.3	0.0	-0.8	0.0	0.0	0.0
Primary products.....		335999-P	-0.8	0.0	-1.3	0.0	0.0	0.0
Rectifying apparatus.....		335999-3	1.0	0.0	1.0	0.0	0.0	0.0
All miscellaneous electrical equipment except rectifying apparatus.....		335999-4	-1.0	0.0	-1.6	0.0	0.0	0.0
Secondary products and miscellaneous receipts.....		335999-SM						
Transportation equipment manufacturing.....	336		1.9	-0.1	0.3	0.2	0.1	0.1
Motor vehicle manufacturing.....	3361		0.9	-0.5	0.2	0.2	-0.1	0.0

See footnotes at end of table.

Table 12. Producer price index percentage changes for the net output of selected industries and their products, not seasonally adjusted — Continued
 [April 2024]

Title ¹	Industry code	Product code	Unadjusted 12-month percent change ²	Unadjusted 1-month percent change ²				
				Apr. 2023 to Apr. 2024 ^P	Nov. to Dec.	Dec. to Jan. ^P	Jan. to Feb. ^P	Feb. to Mar. ^P
Automobile and light truck manufacturing.....	33611		0.9	-0.6	0.3	0.2	-0.1	0.0
Automobile, light truck and utility vehicle mfg.....	336110		0.8	-0.6	0.2	0.2	-0.1	0.0
Primary products.....		336110-P	0.8	-0.6	0.3	0.2	-0.1	0.0
Passenger cars and chassis.....		336110-1	-2.1	-2.9	0.1	0.0	-0.2	0.0
Trucks, truck tractors, & bus chassis 14,000 lb or less, incl. minivans & suvs.....		336110-2	1.5	0.0	0.3	0.2	0.0	-0.1
Secondary products and miscellaneous receipts.....		336110-SM						
Heavy duty truck manufacturing.....	33612		1.4	0.0	0.0	0.2	0.0	0.1
Heavy duty truck mfg.....	336120		1.4	0.0	0.0	0.2	0.0	0.1
Primary products.....		336120-P	1.2	0.0	0.0	0.0	0.0	0.1
Trucks, truck tractors, and bus chassis (chassis of own manufacture) 14,001 to 33,000 lbs.....		336120-1	2.6	0.1	0.0	0.0	0.0	0.1
Secondary products and miscellaneous receipts.....		336120-SM						
Motor vehicle body and trailer manufacturing.....	3362		0.7	0.1	0.0	0.1	0.1	-0.1
Motor vehicle body and trailer manufacturing.....	33621		0.7	0.1	0.0	0.1	0.1	-0.1
Motor vehicle body mfg.....	336211		3.5	0.6	0.7	0.0	0.4	0.0
Primary products.....		336211-P	3.5	0.6	0.8	0.0	0.3	0.0
Other truck and vehicle bodies, sold separately.....		336211-5	2.2	0.9	0.2	0.0	0.4	0.0
Dump truck bodies, for sale separately.....		336211-5A	-	0.0	0.0	0.0	0.0	-
All other truck and vehicle bodies, sold separately.....		336211-5B	2.2	1.3	0.3	0.0	0.5	0.0
Buses and firefighting vehicles, complete, produced on purchased chassis.....		336211-7	0.8	0.1	0.0	0.1	0.1	0.0
Other trucks and vehicles, complete, produced on purchased chassis.....		336211-9	2.7	0.2	0.3	0.0	0.2	0.0
Other trucks and vehicles, complete, produced on purchased chassis, except upfitting trucks.....		336211-91	6.7	0.6	0.7	0.1	0.6	0.1
Secondary products and miscellaneous receipts.....		336211-SM						
Secondary products.....		336211-S	4.7	0.0	0.0	0.1	2.2	0.0
Truck trailer mfg.....	336212		-1.6	0.0	-0.3	0.6	-0.1	-0.4
Primary products.....		336212-P	-1.6	0.0	-0.3	0.6	-0.1	-0.4
Truck trailers and chassis, axle rating 10,000 lbs or more.....		336212-1	-1.9	0.0	-0.4	0.6	-0.1	-0.4
Truck trailers and chassis, axle rating less than 10,000 lbs.....		336212-3	0.6	-0.1	0.8	0.0	0.0	0.0
Secondary products and miscellaneous receipts.....		336212-SM						
Secondary products.....		336212-S1	5.2	0.0	3.9	-0.3	0.0	0.0
Motor home mfg.....	336213		0.9	0.0	0.0	0.0	0.0	0.2
Primary products.....		336213-P	0.9	0.0	0.0	0.0	0.0	0.2
Motor homes built on purchased chassis.....		336213-0	0.9	0.0	0.0	0.0	0.0	0.2
Secondary products and miscellaneous receipts.....		336213-SM1						
Travel trailer and camper mfg.....	336214		0.1	-0.1	-0.3	0.0	0.0	0.0
Primary products.....		336214-P	0.3	-0.1	-0.3	0.0	0.0	0.0
Travel trailers.....		336214-1	0.3	0.0	0.0	0.0	0.0	0.0
Conventional travel trailers.....		336214-19	0.7	0.0	0.0	0.0	0.0	0.0
Automobile and light truck trailers.....		336214-3	-0.9	-0.6	-1.8	-0.3	0.0	0.0
Camping trailers, campers, pick-up covers, and parts.....		336214-5	1.8	0.0	0.0	0.0	0.0	0.0
Other parts and components, excluding appliances and furnishings.....		336214-53	2.2	0.0	0.0	0.0	0.0	0.0
Truck campers, caps, box covers, and fold-down camping trailers.....		336214-56	0.9	0.0	0.0	0.0	0.0	0.0
Secondary products and miscellaneous receipts.....		336214-SM						
Secondary products.....		336214-S	1.3	0.0	-0.1	0.0	0.0	0.0
Motor vehicle parts manufacturing.....	3363		1.2	-0.1	0.3	0.1	0.1	0.1
Motor vehicle gasoline engine and parts mfg.....	33631		0.3	-1.5	0.0	0.2	1.0	0.0
Motor vehicle gasoline engine and engine parts mfg.....	336310		0.3	-1.5	0.0	0.2	1.0	0.0
Primary products.....		336310-P	0.3	-1.6	0.0	0.2	1.0	0.0
Gasoline engines and engine parts (excluding carburetors).....		336310-2	0.0	-1.7	0.0	0.2	1.1	0.0
Carburetors, pistons, piston rings, and valves.....		336310-3	3.4	0.0	0.0	0.4	-0.1	0.0
Secondary products and miscellaneous receipts.....		336310-SM						
Miscellaneous receipts.....		336310-M1	0.3	0.0	0.0	0.0	0.0	0.0
Secondary products.....		336310-S	-0.1	0.0	-0.2	0.1	-0.1	0.0
Motor vehicle electric equipment.....	33632		1.4	0.0	0.4	0.4	0.0	-0.1
Motor vehicle electrical and electronic equipment mfg.....	336320		1.4	0.0	0.4	0.4	0.0	-0.1
Primary products.....		336320-P	1.7	0.0	0.4	0.4	0.0	0.2
Vehicular lighting equipment.....		336320-1	2.1	0.0	0.4	1.8	0.0	-0.2
Other motor vehicle electrical and electronic equipment.....		336320-2	1.5	0.0	0.4	0.0	0.0	0.2
Battery charging alternators, generators, and regulators.....		336320-23	1.5	-0.2	0.1	0.1	0.3	0.4
Parts for engine electrical and electronic equipment.....		336320-2A	6.8	0.0	0.1	0.0	0.0	6.1

See footnotes at end of table.

Table 12. Producer price index percentage changes for the net output of selected industries and their products, not seasonally adjusted — Continued
 [April 2024]

Title ¹	Industry code	Product code	Unadjusted 12-month percent change ²	Unadjusted 1-month percent change ²				
			Apr. 2023 to Apr. 2024 ^P	Nov. to Dec.	Dec. to Jan. ^P	Jan. to Feb. ^P	Feb. to Mar. ^P	Mar. to Apr. ^P
Motor vehicle electrical and electronic equipment mfg - Continued								
All other miscellaneous non-engine electrical and electronic equipment.....		336320-2D	0.0	0.0	0.0	0.0	0.0	0.1
All other miscellaneous complete engine electrical equipment, including spark plugs.....		336320-2U	3.2	0.0	1.9	0.0	0.0	-1.0
Secondary products and miscellaneous receipts.....		336320-SM						
Miscellaneous receipts.....		336320-M	1.3	-0.3	0.6	0.1	-0.2	0.0
Secondary products.....		336320-S	2.5	0.0	1.6	0.2	0.0	0.0
Motor vehicle steering and suspension parts.....	33633		-0.3	0.0	-2.1	0.0	-0.1	0.7
Motor vehicle steering and suspension components (except spring) manufacturing.....	336330		-0.3	0.0	-2.1	0.0	-0.1	0.7
Primary products.....		336330-P	-0.1	0.0	-2.3	0.0	-0.1	0.8
Motor vehicle steering and suspension components (excluding spring), new and rebuilt.....		336330-0	-0.1	0.0	-2.3	0.0	-0.1	0.8
Secondary and miscellaneous receipts.....		336330-SM						
Motor vehicle brake system manufacturing.....	33634		0.5	0.4	2.9	-0.1	0.3	-1.4
Motor vehicle brake system mfg.....	336340		0.5	0.4	2.9	-0.1	0.3	-1.5
Primary products.....		336340-P	0.5	0.5	3.0	-0.1	0.3	-1.5
Motor vehicle brake parts and assemblies, new.....		336340-1	0.7	0.5	3.3	-0.2	0.3	-1.5
Motor vehicle drum brake assemblies and parts, new.....		336340-1E	0.7	-0.5	4.0	-0.3	0.8	-1.4
Motor vehicle disc brake assemblies and parts, new.....		336340-1F	-2.1	0.0	6.3	0.0	0.0	-4.2
Other motor vehicle brake parts and assemblies, new.....		336340-1G	2.7	1.5	1.0	-0.1	0.2	0.2
Secondary products and miscellaneous receipts.....		336340-SM						
Motor vehicle power train components mfg.....	33635		1.9	0.1	1.3	0.0	-0.2	0.2
Motor vehicle transmission and power train parts manufacturing.....	336350		1.9	0.1	1.3	0.0	-0.2	0.2
Primary products.....		336350-P	1.9	0.1	1.2	0.1	-0.2	0.2
Motor vehicle drive train components, excluding wheels and brakes, new.....		336350-2	1.7	0.1	1.1	0.1	-0.2	0.2
Motor vehicle transmissions (except auxiliary and parts), new.....		336350-20	1.7	0.0	2.7	-0.1	-0.5	-0.1
Parts for manual and automatic transmissions, new.....		336350-23	1.1	0.4	-0.7	0.1	0.0	0.0
Other motor vehicle drive train components, except wheels and brakes, new.....		336350-25	2.2	0.1	0.2	0.4	0.0	0.8
Motor vehicle drive train components, rebuilt.....		336350-3	6.1	0.5	3.4	0.0	0.0	0.0
Secondary products and miscellaneous receipts.....		336350-SM						
Secondary products.....		336350-S	2.1	-0.1	2.2	-0.7	-0.1	0.0
Motor vehicle seating and interior trim mfg.....	33636		0.4	0.1	0.2	0.0	0.4	0.3
Motor vehicle seating and interior trim mfg.....	336360		0.4	0.1	0.2	0.0	0.4	0.3
Primary products.....		336360-P	0.4	0.0	0.0	0.2	0.4	0.3
Automobile trimmings.....		336360-1	1.0	0.0	0.0	0.1	0.4	0.7
Seats for public conveyance and aircraft.....		336360-3	0.4	0.1	0.0	0.2	0.6	0.0
Secondary products and miscellaneous receipts.....		336360-SM						
Secondary products.....		336360-S	-3.4	1.5	2.2	-2.8	-0.4	0.1
Motor vehicle metal stamping.....	33637		3.0	0.0	-0.2	0.9	-0.2	0.3
Motor vehicle metal stamping.....	336370		3.0	0.0	-0.2	0.9	-0.2	0.3
Primary products.....		336370-P	3.2	0.0	-0.2	0.9	-0.3	0.4
Automotive job stampings (truck, bus, and passenger car).....		336370-0	3.2	0.0	-0.2	0.9	-0.3	0.4
Secondary products and miscellaneous receipts.....		336370-SM						
Secondary products.....		336370-S	0.0	0.0	0.0	0.1	0.1	-0.2
Other motor vehicle parts manufacturing.....	33639		1.2	0.2	0.1	-0.1	0.0	0.1
Other motor vehicle parts mfg.....	336390		1.2	0.2	0.1	-0.1	0.0	0.1
Primary products.....		336390-P	1.3	0.2	0.1	-0.1	0.0	0.1
Filters, new, internal combustion engines and motor vehicles.....		336390-A	-	0.0	0.0	0.0	-	-
All other motor vehicle parts and accessories, including trailer hitches.....		336390-8	1.5	0.2	0.2	0.2	-0.1	0.0
Secondary products and miscellaneous receipts.....		336390-SM						
Miscellaneous receipts.....		336390-M	-	0.0	-	-	-	-
Secondary products.....		336390-S	-	-0.6	0.0	0.1	0.0	-
Aerospace product and parts manufacturing.....	3364		4.1	0.2	0.6	0.4	0.1	0.3
Aerospace product and parts manufacturing.....	33641		4.1	0.2	0.6	0.4	0.1	0.3
Aircraft mfg.....	336411		4.3	0.2	0.8	0.3	0.2	0.2
Primary products.....		336411-P	4.3	0.2	0.6	0.3	0.2	0.2
Civilian aircraft.....		336411-3	3.3	0.3	0.5	0.4	0.2	0.2
Military aircraft.....		336411-4	7.0	0.0	0.9	0.0	0.0	0.0
Secondary products and miscellaneous receipts.....		336411-SM						
Secondary products.....		336411-S	3.5	0.0	3.1	0.0	0.0	0.2

See footnotes at end of table.

Table 12. Producer price index percentage changes for the net output of selected industries and their products, not seasonally adjusted — Continued
 [April 2024]

Title ¹	Industry code	Product code	Unadjusted 12-month percent change ²	Unadjusted 1-month percent change ²				
				Apr. 2023 to Apr. 2024 ^P	Nov. to Dec.	Dec. to Jan. ^P	Jan. to Feb. ^P	Feb. to Mar. ^P
Aircraft engine and engine parts mfg.	336412		4.2	0.6	0.4	1.1	0.0	0.0
Primary products.....		336412-P	3.2	0.5	0.8	0.6	0.0	0.1
Aeronautical services on aircraft engines.....		336412-5	13.4	2.9	-0.2	4.5	0.0	0.0
Aircraft engine parts and accessories.....		336412-7	3.3	0.2	1.8	-0.1	0.0	0.1
Parts and accessories for military aircraft engines.....		336412-75	1.4	0.5	0.3	0.0	-0.1	0.0
Parts and accessories for civilian aircraft engines.....		336412-77	4.3	0.0	2.6	-0.1	0.1	0.2
Secondary products and miscellaneous receipts.....		336412-SM						
Secondary products.....		336412-S	7.1	0.0	0.2	2.9	0.0	0.1
Other aircraft parts and equipment mfg.	336413		2.1	0.0	0.0	0.4	0.1	1.3
Primary products.....		336413-P	1.9	0.0	0.0	0.2	0.0	1.3
Aircraft propellers and helicopter rotors.....		336413-1	1.3	0.0	0.0	0.0	0.1	0.6
Aircraft parts and auxiliary equipment.....		336413-7	2.0	0.0	0.0	0.3	0.0	1.4
Aircraft landing gear for civilian and military aircraft.....		336413-72	5.2	0.0	4.4	0.8	0.0	0.0
Other aircraft subassemblies and parts for military aircraft.....		336413-73	2.7	0.0	0.0	1.6	0.0	0.0
Other aircraft subassemblies and parts for civilian aircraft.....		336413-74	1.7	0.0	-0.3	0.0	0.0	1.8
Secondary products and miscellaneous receipts.....		336413-SM						
Secondary products.....		336413-S	2.8	0.0	0.9	0.4	2.0	0.0
Railroad rolling stock manufacturing.....	3365		1.3	0.0	0.0	0.2	0.1	0.0
Railroad rolling stock manufacturing.....	33651		1.3	0.0	0.0	0.2	0.1	0.0
Railroad rolling stock mfg.	336510		1.3	0.0	0.0	0.2	0.1	0.0
Primary products.....		336510-P	1.3	0.0	0.0	0.2	0.1	-0.1
Street, subway, trolley, and rapid transit cars, and railway maintenance equipment and parts.....		336510-5	2.8	0.0	0.0	0.4	0.2	-0.2
Railway maintenance of way equipment & parts, parts for all railcars, & other railway vehicles.....		336510-54	2.3	0.0	0.0	0.5	0.3	-0.2
Air brake and other brake equipment.....		336510-541	-	0.0	-	-	-	-
Secondary products and miscellaneous receipts.....		336510-SM						
Miscellaneous receipts.....		336510-M	3.6	0.0	0.0	1.6	0.0	0.0
Secondary products.....		336510-S1	0.7	0.0	0.7	0.0	0.0	0.0
Ship and boat building.....	3366		3.9	0.2	0.3	0.1	0.3	0.3
Ship and boat building.....	33661		3.9	0.2	0.3	0.1	0.3	0.3
Ship building and repairing.....	336611		4.3	0.3	0.3	0.3	0.4	0.3
Primary products.....		336611-P	4.3	0.3	0.3	0.2	0.4	0.3
Ship repair, nonmilitary.....		336611-A	14.1	1.4	2.0	0.0	1.8	0.0
Military self-propelled ships, new construction.....		336611-5	1.9	-0.2	0.0	0.4	0.0	0.4
Ship repair, military.....		336611-8	2.0	0.3	0.0	0.0	0.3	0.5
Nonmilitary self-propelled ships, new construction.....		336611-9	4.9	1.9	0.0	0.0	0.0	0.0
Secondary products and miscellaneous receipts.....		336611-SM2						
Boat building.....	336612		2.9	0.1	0.4	-0.1	0.1	0.2
Primary products.....		336612-P	2.9	0.1	0.4	-0.1	0.1	0.2
Outboard motorboats, including commercial and military (except sailboats and lifeboats).....		336612-1	2.9	0.1	0.4	-0.1	0.2	0.2
Outboard motorboats, wood or metal, incl. comm. and military (exc. sailboats and lifeboats).....		336612-11	0.8	0.2	0.2	-1.3	0.3	0.5
Outboard motorboats, plastics/fiberglass, incl. comm. and mil. (exc. sailboats and lifeboats).....		336612-14	4.0	0.0	0.5	0.5	0.1	0.0
Inboard motorboats, including commercial and military (except sailboats and lifeboats).....		336612-3	4.3	0.6	-0.3	0.4	0.0	0.8
Inboard cabin cruisers, including commercial and military (except sailboats and lifeboats).....		336612-31	5.3	0.8	0.7	0.5	0.1	0.2
Other inboard motorboats, including commercial and military (except sailboats and lifeboats).....		336612-32	2.3	0.0	-2.5	0.0	0.0	2.1
Inboard-outdrive boats, including commercial and military (except sailboats and lifeboats).....		336612-5	2.2	-0.4	0.0	-0.4	0.0	-0.5
All other inboard-outdrive boats, incl. comm. and military (except sailboats and lifeboats).....		336612-52	2.2	-0.4	0.0	-0.5	0.0	-0.5
All other boats (excluding military and commercial).....		336612-8	2.9	0.0	1.4	0.0	0.0	0.0
Secondary products and miscellaneous receipts.....		336612-SM						
Miscellaneous receipts.....		336612-M	4.9	0.0	0.0	0.0	0.0	0.0
Other transportation equipment manufacturing.....	3369		-0.1	0.1	0.2	0.1	-0.3	0.0
Other transportation equipment manufacturing.....	33699		-0.1	0.1	0.2	0.1	-0.3	0.0
Motorcycle, bicycle, and parts mfg.	336991		2.5	0.0	0.1	0.2	1.7	0.0
Primary products.....		336991-P	2.5	0.0	0.1	0.2	1.7	0.0
Motorcycles, including three-wheel motorbikes, motorscooters, mopeds, and parts.....		336991-3	2.5	0.0	0.1	0.0	2.0	0.0

See footnotes at end of table.

Table 12. Producer price index percentage changes for the net output of selected industries and their products, not seasonally adjusted — Continued
 [April 2024]

Title ¹	Industry code	Product code	Unadjusted 12-month percent change ²	Unadjusted 1-month percent change ²				
				Apr. 2023 to Apr. 2024 ^P	Nov. to Dec.	Dec. to Jan. ^P	Jan. to Feb. ^P	Feb. to Mar. ^P
Motorcycle, bicycle, and parts mfg - Continued								
Bicycles, including parts (excluding children's 2-wheel sidewalk cycles).....		336991-4	2.1	0.1	0.2	1.3	0.0	0.0
Cycles, all types, tubular construction.....		336991-42	3.8	0.0	0.5	2.7	0.0	0.0
Parts for bicycles, unicycles, and adult tricycles.....		336991-45	0.6	0.2	0.0	0.1	0.0	0.1
Secondary products and miscellaneous receipts.....		336991-SM						
Secondary products.....		336991-S	-	0.0	0.0	-	-	-
All other transportation equipment mfg.....	336999		-2.0	0.1	0.3	0.0	-1.8	0.0
Primary products.....		336999-P	-2.1	0.1	0.3	0.0	-1.9	0.0
All-terrain vehicles and parts.....		336999-4	-0.4	0.3	0.4	0.0	-0.8	0.0
All other miscellaneous transportation equipment.....		336999-6	-3.4	0.0	0.1	0.0	-2.7	0.0
Secondary products and miscellaneous receipts.....		336999-SM						
Secondary products.....		336999-S	0.7	0.0	0.0	0.0	0.7	0.0
Furniture & related product mfg.....	337		0.9	-0.2	0.2	0.9	0.2	-0.1
HH & institutional furniture & kitchen cabinet mfg.....	3371		0.4	0.1	0.1	0.6	0.3	0.0
Wood kitchen cabinet & countertop mfg.....	33711		1.5	0.0	0.0	1.7	0.0	0.0
Wood kitchen cabinet and countertop mfg.....	337110		1.5	0.0	0.0	1.7	0.0	0.0
Primary products.....		337110-P	1.4	0.0	0.0	1.6	0.0	0.0
Custom wood kitchen cabinets, bathroom vanities, and related cabinet sold directly to customers.....		337110-H	1.3	0.0	0.0	1.2	0.0	0.0
Stock wood kitchen cabinets and related cabinetwork for permanent installation. ...		337110-1	-0.3	0.0	0.0	0.1	0.0	0.0
Secondary products and miscellaneous receipts.....		337110-SM						
Household & institutional furniture mfg.....	33712		-0.2	0.1	0.2	0.0	0.4	-0.1
Upholstered household furniture mfg.....	337121		-0.2	0.0	0.3	0.0	0.9	0.1
Primary products.....		337121-P	-0.6	0.0	0.0	0.0	1.0	0.1
Upholstered household furniture, excl. dual-purpose sleep furniture.....		337121-1	-0.8	0.0	0.1	0.0	1.2	0.1
Upholstered household sofas, davenports, settees, and loveseats, except custom.....		337121-11	-1.7	0.0	0.0	0.0	1.3	0.1
Upholstered household sectional sofa pieces, except custom.....		337121-12	-0.9	0.0	0.1	0.1	0.1	0.0
Upholstered household rocking chairs, including swivel rockers, except custom.....		337121-13	1.5	0.0	0.0	0.0	0.5	0.6
Other upholstered household furniture, including custom sold at retail.....		337121-15	4.5	0.0	0.2	0.0	3.4	0.0
Dual-purpose sleep furniture incl. futon, conv. sofa, jackknife & chair beds, except custom.....		337121-4	0.7	0.0	0.0	-0.1	0.2	0.0
Secondary products and miscellaneous receipts.....		337121-SM						
Nonupholstered wood household furniture mfg.....	337122		-0.1	0.0	0.0	-0.5	0.0	-0.1
Primary products.....		337122-P	-0.3	0.0	0.0	-0.6	0.0	-0.1
Wood dining room, kitchen, outdoor, and ready-to-assemble furniture, excl. cabinets and custom.....		337122-G	-2.1	0.0	0.0	0.0	0.0	0.0
Wood household den, family room, library, and living room furniture, except custom.....		337122-1	0.9	0.0	0.0	-0.1	0.0	0.0
Wood bedroom furniture, including infants' and children's, except custom.....		337122-8	-3.9	0.0	0.0	-1.7	0.0	-0.4
Secondary products and miscellaneous receipts.....		337122-SM						
Secondary products.....		337122-S	1.2	0.0	0.2	0.0	0.0	0.0
Household furniture (except wood and upholstered) mfg.....	337126		-3.9	0.0	0.4	0.2	-0.4	0.5
Primary products.....		337126-P	-4.5	0.0	0.1	0.3	-0.1	0.1
Metal dining room and kitchen furniture, incl. padded and plain chairs and stools..		337126-1	2.0	-0.7	2.3	0.1	-2.3	1.9
Metal outdoor and casual furniture, incl. beach, lawn, garden and porch.....		337126-3	-2.5	0.0	0.0	0.0	0.0	0.0
Nonupholstered household furniture (except wood and metal).....		337126-6	-	0.0	0.0	-	-	-
Secondary products and miscellaneous receipts.....		337126-SM						
Secondary products.....		337126-S	1.6	0.5	2.2	-0.7	-2.1	3.9
Institutional furniture mfg.....	337127		2.3	0.6	-0.1	0.1	0.1	-0.6
Primary products.....		337127-P	2.4	0.6	-0.1	0.1	0.1	-0.6
Other institutional furniture.....		337127-B	2.2	0.8	-0.2	0.4	0.2	-0.3
School furniture (except stone and concrete), excl. library furniture.....		337127-1	2.6	0.5	-0.5	0.0	0.0	-0.9
Public building and related furniture, excl. bar, bowling, cafeteria, restaurant and school.....		337127-5	3.9	0.9	0.0	0.0	0.0	0.1
Public furniture (bar, bowling center, cafeteria, and restaurant).....		337127-8	-1.4	0.0	0.2	0.0	0.0	-2.9
Secondary products and miscellaneous receipts.....		337127-SM						
Miscellaneous receipts.....		337127-M	-1.0	0.0	1.1	0.0	0.0	0.0
Secondary products.....		337127-S	0.6	-0.4	0.5	0.2	0.1	-0.3
Office furniture (including fixtures) mfg.....	3372		2.5	-0.9	0.4	1.7	0.2	-0.3
Office furniture (including fixtures) mfg.....	33721		2.5	-0.9	0.4	1.7	0.2	-0.3
Wood office furniture mfg.....	337211		3.0	0.0	0.2	1.1	0.0	0.0

See footnotes at end of table.

Table 12. Producer price index percentage changes for the net output of selected industries and their products, not seasonally adjusted — Continued
 [April 2024]

Title ¹	Industry code	Product code	Unadjusted 12-month percent change ²	Unadjusted 1-month percent change ²				
			Apr. 2023 to Apr. 2024 ^P	Nov. to Dec.	Dec. to Jan. ^P	Jan. to Feb. ^P	Feb. to Mar. ^P	Mar. to Apr. ^P
Wood office furniture mfg - Continued								
Primary products.....		337211-P	3.7	0.0	0.2	1.2	0.0	0.0
Wood office furniture panel systems, desking systems, and other wood office furniture.....		337211-A	1.7	0.0	0.0	1.4	0.0	0.0
Wood office seating, including upholstered.....		337211-1	3.3	0.0	0.7	1.7	0.0	0.0
Wood office desks and desk extensions.....		337211-4	3.5	0.0	0.0	1.7	0.0	0.0
Wood office files, storage units, and tables.....		337211-7	5.8	0.0	0.0	0.2	0.0	0.0
Secondary products and miscellaneous receipts.....		337211-SM						
Secondary products.....		337211-S	-2.7	0.0	1.0	0.4	0.0	0.0
Custom architectural woodwork and millwork.....	337212		2.6	0.0	0.0	0.0	0.0	-0.1
Primary products.....		337212-P	2.6	0.0	0.0	0.0	0.0	0.0
Custom architectural woodwork, millwork, and fixtures.....		337212-0	2.6	0.0	0.0	0.0	0.0	0.0
Secondary products and miscellaneous receipts.....		337212-SM						
Office furniture, except wood, mfg.....	337214		3.7	-0.4	0.7	2.5	-0.4	-0.6
Primary products.....		337214-P	3.7	-0.4	0.8	2.5	-0.4	-0.6
Office furniture, other types, except wood, including panel systems.....		337214-A	—	0.0	1.3	0.9	-0.5	-0.5
Office seating, including upholstered, except wood.....		337214-1	7.7	0.0	-0.5	3.2	0.0	0.0
Office desk and desk extensions, except wood.....		337214-4	—	0.3	4.3	2.7	-0.2	0.0
Office files, storage units, and tables, except wood.....		337214-7	8.3	-1.7	0.4	4.1	-0.6	-1.8
Secondary products and miscellaneous receipts.....		337214-SM						
Showcases, partitions, shelving, and lockers mfg.....	337215		0.8	-2.7	0.6	2.7	1.1	-0.4
Primary products.....		337215-P	0.5	-2.8	0.5	2.8	0.9	-0.5
Bookstacks and other shelving, except wood.....		337215-A2	—	2.5	-0.8	0.4	2.7	-3.3
Storage racks and accessories, except wood.....		337215-E	-11.0	0.0	1.1	2.3	-3.0	-2.6
Fixtures (bank, office, and store), except wood.....		337215-G	13.3	-12.7	0.6	13.1	-0.9	0.4
Secondary products and miscellaneous receipts.....		337215-SM						
Other furniture related product mfg.....	3379		-1.7	-0.1	0.0	-0.1	-0.3	-0.1
Mattress mfg.....	33791		-2.3	-0.1	0.0	-0.2	-0.4	-0.1
Mattress mfg.....	337910		-2.3	-0.1	0.0	-0.2	-0.4	-0.1
Primary products.....		337910-P	-2.3	-0.1	0.0	-0.2	-0.4	-0.1
Mattress and foundation sets.....		337910-E	0.6	-0.1	0.1	0.0	-0.1	0.0
Innerspring mattresses, excluding crib-size.....		337910-1	-3.9	0.0	0.0	-0.5	-0.8	-0.2
Other mattresses, including crib, foam, waterbed mattresses and mattress inserts.....		337910-4	-0.2	0.0	0.0	0.0	-0.2	0.0
Foundations, excl. innerspring units, hybrid-type flotation, ensembles, and adjustable units.....		337910-7	-7.3	-0.3	0.0	0.0	-0.5	0.0
Secondary products and miscellaneous receipts.....		337910-SM						
Blind & shade mfg.....	33792		0.1	0.0	0.0	0.0	0.0	0.0
Blind and shade mfg.....	337920		0.1	0.0	0.0	0.0	0.0	0.0
Primary products.....		337920-P	0.1	0.0	0.0	0.0	0.0	0.0
Other blinds and shades, including curtain and drapery fixtures, poles and rods.....		337920-8	0.3	0.0	0.0	0.0	0.0	0.0
Secondary products and miscellaneous receipts.....		337920-SM						
Miscellaneous mfg.....	339		3.3	0.2	0.8	0.4	0.4	0.2
Medical equipment & supplies mfg.....	3391		3.0	0.1	0.9	0.5	0.2	0.1
Medical equipment & supplies mfg.....	33911		3.0	0.1	0.9	0.5	0.2	0.1
Surgical and medical instrument mfg.....	339112		2.8	0.0	1.4	0.0	0.6	0.0
Primary products.....		339112-P	2.8	0.0	1.4	0.0	0.6	0.0
Surgical and medical instruments.....		339112-0	2.8	0.0	1.4	0.0	0.6	0.0
Surgical and orthopedic instruments.....		339112-01	2.9	0.0	0.2	0.0	2.1	0.0
Surgical and medical catheters.....		339112-05	4.1	-0.8	3.0	0.0	1.2	0.0
Other surgical and medical apparatus and instruments, excluding parts.....		339112-06	3.0	0.2	3.0	0.0	-0.5	0.0
Parts for surgical and medical apparatus and instruments.....		339112-09	0.7	0.3	1.6	0.0	-1.0	0.0
Secondary products and miscellaneous receipts.....		339112-SM						
Secondary products.....		339112-S	2.3	0.0	1.9	0.0	0.5	0.0
Surgical appliance and supplies mfg.....	339113		1.9	0.1	0.2	0.4	-0.1	0.2
Primary products.....		339113-P	1.9	0.1	0.2	0.4	-0.1	0.3
Medical and surgical appliances and supplies, incl. orthopedic, prosthetic, and therapeutic.....		339113-2	1.0	0.1	0.0	0.5	-0.4	-0.1
Artificial joints and limbs.....		339113-21	—	1.0	—	—	—	—
Other orthopedic and prosthetic appliances.....		339113-22	-0.9	0.2	0.0	0.0	-0.1	-0.1
Other medical and surgical appliances and supplies.....		339113-27	2.4	-0.1	0.3	0.6	-0.1	0.1
Hospital beds and specialized hospital furniture.....		339113-4	6.8	0.0	0.8	0.0	1.3	3.3

See footnotes at end of table.

Table 12. Producer price index percentage changes for the net output of selected industries and their products, not seasonally adjusted — Continued
 [April 2024]

Title ¹	Industry code	Product code	Unadjusted 12-month percent change ²	Unadjusted 1-month percent change ²				
				Apr. 2023 to Apr. 2024 ^P	Nov. to Dec.	Dec. to Jan. ^P	Jan. to Feb. ^P	Feb. to Mar. ^P
Surgical appliance and supplies mfg - Continued								
Personal industrial and nonindustrial safety equipment and clothing		339113-6	3.6	0.0	1.1	0.5	0.4	0.0
Secondary products and miscellaneous receipts.....		339113-SM						
Secondary products.....		339113-S	3.2	0.1	0.1	0.2	0.0	0.0
Dental equipment and supplies mfg.....	339114		4.4	0.3	0.9	0.4	0.0	0.1
Primary products.....		339114-P	4.5	0.3	0.9	0.3	0.0	0.1
Dental professional equipment and supplies.....		339114-1	4.0	0.3	1.1	0.4	0.0	0.0
Professional dental equipment.....		339114-11	2.8	0.0	1.1	0.2	0.0	0.0
Professional dental supplies.....		339114-12	6.5	0.9	1.3	0.8	-0.1	0.1
Secondary products and miscellaneous receipts.....		339114-SM						
Miscellaneous receipts.....		339114-M	-	-	-	-	0.0	-0.9
Ophthalmic goods mfg.....	339115		7.9	0.0	0.7	3.2	-0.5	0.0
Primary products.....		339115-P	8.0	0.0	0.7	3.3	-0.5	0.0
Secondary products and miscellaneous receipts.....		339115-SM						
Other miscellaneous mfg.....	3399		3.7	0.3	0.8	0.2	0.7	0.3
Jewelry & silverware mfg.....	33991		4.4	1.4	0.5	0.0	1.2	1.6
Jewelry and silverware mfg.....	339910		4.4	1.4	0.5	0.0	1.2	1.6
Primary products.....		339910-P	4.3	1.4	0.5	0.0	1.2	1.7
Jewelry, gold and platinum.....		339910-1	5.9	2.6	0.5	-0.2	1.9	2.4
Costume jewelry and novelties.....		339910-4	1.5	0.0	0.6	0.0	0.0	0.0
All other jewelry and personal goods (excluding costume).....		339910-8	2.9	-0.1	0.0	0.6	0.5	1.6
Secondary products and miscellaneous receipts.....		339910-SM						
Miscellaneous receipts.....		339910-M	5.8	2.5	0.1	2.3	0.3	0.4
Sporting & athletic goods mfg.....	33992		2.5	0.1	1.7	0.2	0.0	0.0
Sporting and athletic goods mfg.....	339920		2.5	0.1	1.7	0.2	0.0	0.0
Primary products.....		339920-P	2.5	0.1	1.8	0.2	0.0	0.0
Other sporting and athletic goods.....		339920-A	2.3	0.0	2.3	0.0	0.0	0.0
Golf equipment, excluding apparel and shoes.....		339920-4	1.3	-0.1	1.7	0.0	0.0	0.0
Playground equipment.....		339920-5	8.3	0.6	3.1	0.0	0.0	0.0
Gymnasium and exercise equipment.....		339920-7	1.0	0.0	0.0	1.0	0.0	0.0
Secondary products and miscellaneous receipts.....		339920-SM						
Secondary products.....		339920-S	4.5	0.0	1.8	0.0	0.0	0.0
Doll, toy & game mfg.....	33993		-1.5	0.0	-1.2	0.0	0.0	0.0
Doll, toy, and game mfg.....	339930		-1.5	0.0	-1.2	0.0	0.0	0.0
Primary products.....		339930-P	-0.3	0.0	-0.3	0.0	0.0	0.0
Models (operating & static), craft kits/supply, natural science kits, & collectors' miniatures.....		339930-6	2.8	0.0	2.1	0.0	0.0	-0.2
Other nonelectronic toys, including parts.....		339930-8	0.2	0.0	0.2	0.0	0.0	0.0
Secondary products and miscellaneous receipts.....		339930-SM						
Office supplies (exc paper) mfg.....	33994		1.0	0.2	0.2	0.0	0.3	0.7
Office supplies, except paper, mfg.....	339940		1.0	0.2	0.2	0.0	0.3	0.7
Primary products.....		339940-P	0.8	0.3	0.1	0.0	0.3	0.7
Lead pencils, art goods, office supplies & small office equipment, excluding paper.....		339940-2	0.5	0.0	0.5	0.0	0.0	0.0
Marking devices.....		339940-3	2.2	0.0	0.0	0.2	0.0	0.4
Secondary products and miscellaneous receipts.....		339940-SM						
Miscellaneous receipts.....		339940-M	2.1	0.0	1.5	0.0	0.0	0.0
Secondary Products.....		339940-S	4.3	0.0	0.0	-0.3	0.0	0.0
Sign mfg.....	33995		8.7	0.2	0.7	0.8	2.2	0.3
Sign mfg.....	339950		8.7	0.2	0.7	0.8	2.2	0.3
Primary products.....		339950-P	9.1	0.2	0.8	0.7	2.4	0.3
Nonelectric signs and displays, including trade show exhibits.....		339950-4	10.0	0.4	1.4	1.2	1.3	0.5
Secondary products and miscellaneous receipts.....		339950-SM						
All other misc mfg.....	33999		2.0	0.1	0.9	0.1	0.1	0.1
Gasket, packing, and sealing device mfg.....	339991		1.9	0.0	1.8	-0.5	0.1	0.0
Primary products.....		339991-P	2.0	0.0	1.8	-0.5	0.1	0.0
Molded packing and seals.....		339991-2	2.6	0.0	0.8	0.0	0.0	0.0
Nonmetallic gaskets and gasketing.....		339991-3	0.5	0.0	0.9	0.0	0.3	0.0
Metallic gaskets and machined seals.....		339991-7	2.0	0.0	0.3	0.0	0.0	0.0
Rotary oil seals.....		339991-9	4.0	0.0	3.5	0.0	0.0	0.0

See footnotes at end of table.

Table 12. Producer price index percentage changes for the net output of selected industries and their products, not seasonally adjusted — Continued
 [April 2024]

Title ¹	Industry code	Product code	Unadjusted 12-month percent change ²	Unadjusted 1-month percent change ²				
				Apr. 2023 to Apr. 2024 ^P	Nov. to Dec.	Dec. to Jan. ^P	Jan. to Feb. ^P	Feb. to Mar. ^P
Gasket, packing, and sealing device mfg - Continued								
Secondary products and miscellaneous receipts.....		339991-SM						
Miscellaneous receipts.....		339991-M	1.1	0.0	0.7	0.4	0.0	0.0
Musical instrument mfg.....	339992		4.3	0.0	0.5	0.0	0.0	1.5
Primary products.....		339992-P	4.4	0.0	0.5	0.0	0.0	1.5
Nonelectronic pianos, organs, and nonelectronic pianos and organ parts, excluding benches.....		339992-A	2.6	0.0	0.0	0.0	0.0	0.0
Other musical instruments and parts.....		339992-7	4.6	0.0	0.6	0.0	0.0	1.7
Other electronic musical instruments, excluding electronic organs.....		339992-71	6.9	0.0	1.3	0.0	0.0	3.2
Other nonelectronic musical instruments.....		339992-72	3.5	0.0	0.0	0.0	0.0	0.5
Parts and accessories for other musical instruments, sold separately, excl. benches & cases.....		339992-73	–	0.0	0.0	0.0	0.0	0.0
Secondary products and miscellaneous receipts.....		339992-SM						
Miscellaneous receipts.....		339992-M	0.0	0.0	0.0	0.0	0.0	0.0
Fastener, button, needle, and pin mfg.....	339993		3.5	1.7	0.0	0.0	0.0	0.0
Primary products.....		339993-P	3.6	1.8	0.0	0.0	0.0	0.0
Fasteners, zippers, buttons, needles, pins, and buckles (except precious metal).....		339993-0	3.6	1.8	0.0	0.0	0.0	0.0
Secondary products and miscellaneous receipts.....		339993-SM						
Broom, brush, and mop mfg.....	339994		2.4	0.0	0.6	0.2	0.0	0.1
Primary products.....		339994-P	2.4	0.0	0.5	0.2	0.0	0.1
Brooms, mops and dusters.....		339994-1	4.2	0.0	1.2	0.0	0.0	0.0
Brooms.....		339994-11	–	0.0	0.5	0.0	0.0	0.0
Mops and dusters, including refills.....		339994-13	1.9	0.0	1.9	0.0	0.0	0.0
Paint and varnish brushes, paint holders, pads, roller frames and rollers.....		339994-3	1.4	0.0	-0.1	1.5	0.0	0.0
Paint and varnish brushes.....		339994-31	3.0	0.0	0.0	3.0	0.0	0.0
Paint holders, pads, roller frames and rollers.....		339994-32	0.0	0.0	-0.1	0.1	0.0	0.0
Other types of brushes.....		339994-5	1.7	0.0	0.4	-0.1	3.0	0.1
Personal brushes.....		339994-51	–	0.0	0.0	0.0	0.0	–
All other types of brushes, except personal.....		339994-52	2.8	0.0	0.6	-0.1	0.0	0.0
Secondary and miscellaneous receipts.....		339994-SM						
Burial casket mfg.....	339995		-0.5	0.0	1.4	0.0	0.0	0.1
Primary products.....		339995-P	-0.5	0.0	1.5	0.0	0.0	0.1
Metal burial caskets and coffins, completely lined and trimmed, adult sizes only.....		339995-1	-1.4	0.0	0.0	0.0	0.0	0.2
Secondary products and miscellaneous receipts.....		339995-SM						
All other miscellaneous mfg.....	339999		1.6	0.1	0.5	0.3	0.1	0.0
Primary products.....		339999-P	1.6	0.1	0.6	0.4	0.1	0.0
Mirror and picture frames and framed pictures.....		339999-E	4.3	0.0	0.0	3.2	0.0	0.0
All other miscellaneous fabricated products, incl. fire extinguishers and umbrellas.....		339999-L	1.2	0.2	0.3	0.0	0.1	0.0
Candles, including tapers.....		339999-5	1.8	0.0	1.8	0.0	0.0	0.0
Secondary products and miscellaneous receipts.....		339999-SM						
Secondary products.....		339999-S	1.0	0.3	0.1	0.0	0.1	0.0
Services industries								
Merchant wholesalers, durable goods.....	423		0.6	-2.8	2.8	-0.2	-2.1	-0.3
Motor vehicle and parts merchant wholesalers.....	4231		7.3	-11.8	8.5	3.2	-5.1	0.0
Motor vehicle and parts merchant wholesalers.....	42310		7.3	-11.8	8.5	3.2	-5.1	0.0
Motor vehicle and parts merchant wholesalers.....	423100		7.3	-11.8	8.5	3.2	-5.1	0.0
Primary services.....		423100-P	7.2	-12.6	8.7	3.9	-5.5	0.1
Motor vehicle and parts wholesaler services.....		423100-1	7.2	-12.6	8.7	3.9	-5.5	0.1
Other receipts.....		423100-SM	–	8.6	–	–	3.5	-1.1
Furniture and home furnishing merchant wholesalers.....	4232		-12.4	-2.4	10.3	-1.7	-2.8	-0.1
Furniture and home furnishing merchant wholesalers.....	42320		-12.4	-2.4	10.3	-1.7	-2.8	-0.1
Furniture and home furnishing merchant wholesalers.....	423200		-12.4	-2.4	10.3	-1.7	-2.8	-0.1
Primary services.....		423200-P	-12.4	-2.4	10.3	-1.7	-2.8	-0.1
Furniture and home furnishing wholesaler services.....		423200-1	-12.4	-2.4	10.3	-1.7	-2.8	-0.1
Lumber and other construction materials merchant wholesalers.....	4233		-4.8	-1.1	-0.9	-1.2	-0.3	-0.9
Lumber and other construction materials merchant wholesalers.....	42330		-4.8	-1.1	-0.9	-1.2	-0.3	-0.9
Lumber and other construction materials merchant wholesalers.....	423300		-4.7	-1.1	-0.9	-1.2	-0.3	-0.9
Primary services.....		423300-P	-4.9	-1.1	-0.9	-1.3	-0.3	-0.9
Lumber and other construction material wholesaler services.....		423300-1	-4.9	-1.1	-0.9	-1.3	-0.3	-0.9

See footnotes at end of table.

Table 12. Producer price index percentage changes for the net output of selected industries and their products, not seasonally adjusted — Continued
 [April 2024]

Title ¹	Industry code	Product code	Unadjusted 12-month percent change ²	Unadjusted 1-month percent change ²				
				Apr. 2023 to Apr. 2024 ^P	Nov. to Dec.	Dec. to Jan. ^P	Jan. to Feb. ^P	Feb. to Mar. ^P
Lumber and other construction materials merchant wholesalers - Continued								
Other receipts.....		423300-SM	5.3	0.0	0.0	4.6	0.0	0.0
Professional and commercial equipment and supplies merchant wholesalers.....	4234		3.7	2.5	3.7	-1.7	-2.7	-0.1
Professional and commercial equipment and supplies merchant wholesalers.....	42340		3.7	2.5	3.7	-1.7	-2.7	-0.1
Professional and commercial equipment and supplies merchant wholesalers.....	423400		3.7	2.5	3.7	-1.7	-2.7	-0.1
Primary services.....		423400-P	4.3	3.5	3.8	-1.8	-2.9	-0.1
Professional and commercial equipment and supplies wholesaler services.....		423400-1	4.3	3.5	3.8	-1.8	-2.9	-0.1
Other receipts.....		423400-SM	0.5	—	—	-1.1	-1.0	0.0
Metal and mineral (except petroleum) merchant wholesalers.....	4235		-19.7	6.8	7.0	-15.7	0.6	-3.7
Metal and mineral (except petroleum) merchant wholesalers.....	42350		-19.7	6.8	7.0	-15.7	0.6	-3.7
Metal and mineral (except petroleum) merchant wholesalers.....	423500		-19.7	6.8	7.0	-15.8	0.6	-3.7
Primary services.....		423500-P	-20.1	6.6	7.2	-16.1	1.0	-3.8
Metals and minerals wholesaler services.....		423500-1	-20.1	6.6	7.2	-16.1	1.0	-3.8
Household appliances and electrical and electronic goods merchant wholesalers.....	4236		7.0	-1.7	-1.8	1.0	-0.3	2.1
Household appliances and electrical and electronic goods merchant wholesalers.....	42360		7.0	-1.7	-1.8	1.0	-0.3	2.1
Household appliances and electrical and electronic goods merchant wholesalers.....	423600		7.0	-1.7	-1.8	1.0	-0.4	2.2
Primary services.....		423600-P	6.7	-2.0	-2.1	1.2	-1.4	2.6
Household appliances, electrical, and electronics wholesaler services.....		423600-1	6.7	-2.0	-2.1	1.2	-1.4	2.6
Hardware, plumbing and heating equipment and supplies merchant wholesalers.....	4237		3.0	-0.2	-1.1	-1.5	-1.8	-0.9
Hardware, plumbing and heating equipment and supplies merchant wholesalers.....	42370		3.0	-0.2	-1.1	-1.5	-1.8	-0.9
Hardware, plumbing, and heating equipment and supplies merchant wholesalers.....	423700		3.0	-0.2	-1.1	-1.5	-1.8	-0.9
Primary services.....		423700-P	3.1	-0.2	-1.2	-1.5	-1.8	-0.9
Hardware, plumbing, and heating equipment and supplies wholesaler services.....		423700-1	3.1	-0.2	-1.2	-1.5	-1.8	-0.9
Machinery, equipment, and supplies merchant wholesalers.....	4238		-4.9	0.1	-1.0	2.8	-1.2	-3.3
Machinery, equipment, and supplies merchant wholesalers.....	42380		-4.9	0.1	-1.0	2.8	-1.2	-3.3
Machinery and supply merchant wholesalers.....	423800		-4.9	0.1	-1.0	2.8	-1.2	-3.4
Primary services.....		423800-P	-5.3	0.0	-0.9	2.7	-1.1	-4.1
Machinery and supply wholesaler services.....		423800-1	-5.3	0.0	-0.9	2.7	-1.1	-4.1
Other receipts.....		423800-SM	-3.1	0.7	-1.3	2.9	-1.7	0.3
Miscellaneous durable goods merchant wholesalers (except materials recyclers).....	4239		-1.1	-2.1	-0.1	2.7	-0.4	2.2
Miscellaneous durable goods merchant wholesalers (except materials recyclers).....	42390		-1.1	-2.1	-0.1	2.7	-0.4	2.2
Miscellaneous durable goods, except recyclable material, merchant wholesalers.....	423900		-1.0	-2.1	-0.1	2.7	-0.4	2.2
Primary services.....		423900-P	-1.3	-2.1	-0.2	2.8	-0.4	2.2
Miscellaneous durable goods wholesaler services.....		423900-1	-1.3	-2.1	-0.2	2.8	-0.4	2.2
Merchant wholesalers, nondurable goods.....	424		1.4	-1.1	-0.5	0.0	-0.4	-0.6
Paper and paper product merchant wholesalers.....	4241		-2.6	0.6	0.2	-2.4	-2.2	0.5
Paper and paper product merchant wholesalers.....	42410		-2.6	0.6	0.2	-2.4	-2.2	0.5
Paper and paper product merchant wholesalers.....	424100		-2.6	0.6	0.2	-2.4	-2.2	0.5
Primary services.....		424100-P	-2.9	0.6	0.2	-2.4	-2.3	0.5
Paper wholesaler services.....		424100-1	-2.9	0.6	0.2	-2.4	-2.3	0.5
Wholesaling of paper and paper products.....		424100-11	-3.4	0.8	0.4	-2.8	-0.9	0.2
Wholesaling of all other goods, except paper and paper products.....		424100-12	0.9	-0.4	-1.2	0.1	-12.2	3.1
Drugs and druggists' sundries merchant wholesalers.....	4242		-5.4	-4.6	5.4	-2.5	-4.1	0.4
Drugs and druggists' sundries merchant wholesalers.....	42420		-5.4	-4.6	5.4	-2.5	-4.1	0.4
Drugs and druggists' sundries merchant wholesalers.....	424200		-5.4	-4.6	5.4	-2.5	-4.1	0.4
Primary products.....		424200-P	-5.4	-4.6	5.4	-2.5	-4.1	0.4
Wholesaling of pharmaceuticals.....		424200-1	-3.3	-7.0	12.3	-5.2	-1.8	-0.2
Wholesaling of all other goods, except pharmaceuticals.....		424200-2	-8.2	-1.5	-3.0	1.3	-7.2	1.3
Apparel and piece goods merchant wholesalers.....	4243		-3.0	-7.4	-0.9	-3.9	7.8	-5.0
Apparel and piece goods merchant wholesalers.....	42430		-3.0	-7.4	-0.9	-3.9	7.8	-5.0
Apparel and piece goods merchant wholesalers.....	424300		-3.0	-7.4	-0.9	-3.9	7.8	-5.0
Primary services.....		424300-P	-3.1	-7.4	-0.9	-4.0	7.8	-5.0
Apparel wholesaler services.....		424300-1	-3.1	-7.4	-0.9	-4.0	7.8	-5.0
Wholesaling of apparel.....		424300-11	-4.5	-5.1	-5.4	-3.9	7.5	-6.7
Grocery and related product merchant wholesalers.....	4244		10.6	-1.0	1.5	1.9	0.6	0.6

See footnotes at end of table.

Table 12. Producer price index percentage changes for the net output of selected industries and their products, not seasonally adjusted — Continued
 [April 2024]

Title ¹	Industry code	Product code	Unadjusted 12-month percent change ²	Unadjusted 1-month percent change ²				
			Apr. 2023 to Apr. 2024 ^P	Nov. to Dec.	Dec. to Jan. ^P	Jan. to Feb. ^P	Feb. to Mar. ^P	Mar. to Apr. ^P
Grocery and related product merchant wholesalers.....	42440		10.6	-1.0	1.5	1.9	0.6	0.6
Grocery and related product merchant wholesalers.....	424400		10.6	-1.0	1.5	1.9	0.6	0.6
Primary services.....		424400-P	10.7	-1.0	1.5	1.9	0.6	0.6
Grocery and related product wholesaler services.....		424400-1	10.7	-1.0	1.5	1.9	0.6	0.6
Wholesaling of fresh meat, seafood, dairy, and fruits and vegetables.....		424400-11	-2.1	-3.8	-0.8	-0.6	1.3	-0.6
Wholesaling of packaged frozen and canned foods.....		424400-12	5.8	-1.6	-2.1	5.1	-0.2	-1.1
Wholesaling of baked goods, non-alcoholic beverages, and all other groceries...		424400-13	12.3	1.0	3.2	1.5	1.4	3.2
Wholesaling of all other goods, except groceries.....		424400-14	72.8	1.4	11.1	2.0	-1.2	-0.2
Farm product raw material merchant wholesalers.....	424500		-4.5	4.8	-0.8	-0.6	-1.7	0.0
Primary services.....		424500-P	-4.7	5.2	-0.9	-0.7	-1.8	0.0
Farm product raw material wholesaler services.....		424500-1	-4.7	5.2	-0.9	-0.7	-1.8	0.0
Wholesaling of grain and field beans.....		424500-11	-	21.5	1.0	-5.8	-4.8	-
Wholesaling of all other goods.....		424500-13	11.3	-10.7	-3.4	6.4	1.8	0.0
Chemicals and allied products merchant wholesalers.....	4246		-0.2	0.8	-1.5	1.8	0.0	-1.2
Chemicals and allied products merchant wholesalers.....	42460		-0.2	0.8	-1.5	1.8	0.0	-1.2
Chemicals and allied products merchant wholesalers.....	424600		-0.2	0.8	-1.5	1.7	0.0	-1.2
Primary services.....		424600-P	-0.2	0.9	-1.6	1.7	0.0	-1.2
Wholesaling of chemicals, plastics, and allied products.....		424600-1	1.5	0.9	-1.0	1.1	-0.2	-1.4
Wholesaling of all other goods, except chemicals, plastics, and allied products....		424600-2	-7.2	0.7	-4.3	4.3	1.0	-0.5
Petroleum and petroleum products merchant wholesalers.....	4247		-3.5	0.1	-4.1	0.3	0.5	-2.8
Petroleum and petroleum products merchant wholesalers.....	42470		-3.5	0.1	-4.1	0.3	0.5	-2.8
Petroleum and petroleum products merchant wholesalers.....	424700		-3.5	0.1	-4.1	0.3	0.5	-2.8
Primary services.....		424700-P	-3.5	0.1	-4.2	0.4	0.5	-2.8
Wholesaling of petroleum products.....		424700-1	-3.6	0.0	-4.5	0.6	0.5	-2.9
Wholesaling of all other goods, except petroleum products.....		424700-2	-1.4	2.9	11.3	-8.6	-0.4	0.0
Beer, wine, and distilled alcoholic beverage merchant wholesalers.....	4248		5.8	0.1	-0.4	0.9	3.9	0.1
Beer, wine, and distilled alcoholic beverage merchant wholesalers.....	42480		5.8	0.1	-0.4	0.9	3.9	0.1
Beer, wine, and distilled alcoholic beverage merchant wholesalers.....	424800		5.8	0.1	-0.4	0.9	3.9	0.1
Primary services.....		424800-P	5.8	0.1	-0.4	0.9	3.9	0.1
Alcoholic beverage wholesaler services.....		424800-1	5.8	0.1	-0.4	0.9	3.9	0.1
Wholesaling of beer, wine, and distilled alcoholic beverages.....		424800-11	5.9	0.0	-0.5	1.0	4.0	0.1
Wholesaling of all other goods, except alcoholic beverages.....		424800-12	1.9	2.3	1.6	-1.7	1.2	1.6
Miscellaneous nondurable goods merchant wholesalers.....	4249		12.0	0.5	-6.6	0.9	-1.0	0.3
Miscellaneous nondurable goods merchant wholesalers.....	42490		12.0	0.5	-6.6	0.9	-1.0	0.3
Miscellaneous nondurable goods merchant wholesalers.....	424900		12.0	0.5	-6.6	0.9	-1.0	0.3
Primary services.....		424900-P	11.6	0.5	-6.7	0.9	-1.0	0.3
Miscellaneous nondurable good wholesaler services.....		424900-1	11.6	0.5	-6.7	0.9	-1.0	0.3
Material recyclers.....	429930		-5.8	7.0	0.7	-0.8	-4.2	1.0
Primary products.....		429930-P	-6.3	8.5	0.5	-0.7	-5.1	1.0
Ferrous metal scrap.....		429930-1	-15.5	9.8	1.6	-2.9	-9.4	1.0
Carbon steel scrap.....		429930-11	-16.7	10.0	1.9	-2.9	-10.7	0.3
Heavy melting scrap.....		429930-111	-	-	-	-	-	
Carbon steel scrap bundles.....		429930-112	-24.9	18.9	-3.5	-5.7	-12.7	2.2
Shredded carbon steel scrap.....		429930-113	-16.3	10.1	3.4	-2.4	-11.1	0.0
Cut plate and structural scrap.....		429930-114	-18.8	7.5	-2.2	-1.6	-11.4	0.0
Stainless and alloy steel scrap.....		429930-12	9.3	6.9	-1.6	-2.5	8.8	8.6
Cast iron scrap.....		429930-13	-22.4	-	-	-	-	3.8
Nonferrous metal scrap.....		429930-2	3.1	3.5	-1.8	-0.4	4.5	4.9
Copper base scrap.....		429930-21	7.9	2.1	-0.8	2.2	5.0	7.2
No 1 copper wire, heavy.....		429930-211	7.9	2.3	-0.7	1.2	6.5	8.4
No 2 copper wire, mixed.....		429930-212	9.2	3.3	-1.3	2.0	6.1	8.2
Yellow brass scrap.....		429930-213	-	0.6	-0.8	4.9	0.2	-
Used beverage can scrap.....		429930-223	3.1	-2.0	3.7	6.1	7.2	8.3
Other nonferrous scrap (including lead, zinc and precious metals).....		429930-23	-12.2	8.3	-5.9	-10.0	13.4	3.4
Recyclable paper.....		429930-3	89.2	2.6	7.9	12.6	10.4	-0.8
News and other low grade recyclable paper.....		429930-31	79.4	4.2	13.8	17.5	10.9	0.0
Corrugated recyclable paper.....		429930-33	89.9	1.2	6.0	10.3	9.7	-1.3
High grade recyclable paper (including pulp substitutes and deinking).....		429930-34	90.9	6.2	11.3	17.0	12.2	0.2
Recyclable materials, excluding metals and paper.....		429930-4	-25.0	12.4	-24.2	-0.6	0.0	0.0
Recyclable plastics.....		429930-42	-	-3.7	-1.0	-3.6	-	-

See footnotes at end of table.

Table 12. Producer price index percentage changes for the net output of selected industries and their products, not seasonally adjusted — Continued
 [April 2024]

Title ¹	Industry code	Product code	Unadjusted 12-month percent change ²	Unadjusted 1-month percent change ²				
				Apr. 2023 to Apr. 2024 ^P	Nov. to Dec.	Dec. to Jan. ^P	Jan. to Feb. ^P	Feb. to Mar. ^P
Material recyclers - Continued								
Other receipts.....		429930-SM1						
Motor vehicle and parts dealers.....	441		-13.5	-2.2	-5.8	-0.9	0.9	2.1
Automobile dealers.....	4411		-19.2	-3.0	-7.6	-1.2	0.1	3.1
New car dealers.....	44111		-19.2	-3.0	-7.6	-1.2	0.1	3.1
New car dealers.....	441110		-21.1	-3.7	-8.2	-1.3	-0.2	3.5
Primary services.....		441110-P	-25.2	-5.5	-9.7	-1.5	-1.0	4.6
Vehicle sales.....		441110-1	-35.6	-7.7	-14.2	-2.5	-1.7	6.6
New vehicle sales.....		441110-101	-37.5	-7.8	-15.6	-4.2	-3.5	8.1
Used vehicle sales.....		441110-102	-24.1	-6.9	-5.5	6.7	7.1	0.0
Service labor and parts.....		441110-2	10.4	0.2	0.8	0.4	0.4	0.6
Other receipts.....		441110-SM	-2.4	3.4	-2.6	-0.3	2.5	0.0
Recreational vehicle dealers.....	44121		0.2	-6.1	-4.0	9.4	4.2	-0.5
Recreational vehicle dealers.....	441210		0.2	-6.1	-4.0	9.4	4.2	-0.5
Primary services.....		441210-P	0.1	-5.4	-5.2	10.1	4.9	-0.5
Recreational vehicle dealer services.....		441210-1	0.1	-5.4	-5.2	10.1	4.9	-0.5
Boat dealers.....	441222		-8.9	6.2	-9.5	-3.0	9.7	0.3
Primary services.....		441222-P	-10.4	7.0	-10.6	-3.4	11.0	0.3
Boat dealer services.....		441222-1	-10.4	7.0	-10.6	-3.4	11.0	0.3
Automotive parts, accessories and tire retailers.....	4413		3.7	-0.8	-0.3	-1.2	0.8	0.2
Automotive parts and accessories retailers.....	44133		6.2	-1.1	-0.2	-0.9	1.2	0.2
Automotive parts and accessories retailers.....	441330		6.2	-1.1	-0.2	-0.9	1.2	0.2
Primary services.....		441330-P	6.2	-1.1	-0.2	-0.9	1.2	0.2
Automotive parts and accessories store services, in-store retailing.....		441330-A	6.2	-1.1	-0.2	-0.9	1.2	0.2
Tire dealers.....	44134		-1.1	-0.3	-0.5	-1.9	0.0	0.2
Tire dealers.....	441340		-1.1	-0.3	-0.5	-1.9	0.0	0.2
Primary services.....		441340-P	-1.1	-0.3	-0.5	-1.9	0.0	0.2
Tire dealer services, in-store retailing.....		441340-A	-1.1	-0.3	-0.5	-1.9	0.0	0.2
Building material & garden supply retailers.....	444		1.5	0.4	-0.1	2.0	0.8	1.0
Building material and supplies dealers.....	4441		2.8	0.2	-0.3	2.8	0.6	1.5
Building material and supplies dealers.....	44410		2.8	0.2	-0.3	2.8	0.6	1.5
Building materials and supplies dealers.....	444100		2.8	0.2	-0.3	2.8	0.6	1.5
Primary services.....		444100-P	2.8	0.2	-0.3	2.8	0.6	1.5
Building materials and supplies dealer services, in-store retailing.....		444100-A	-0.9	0.2	-0.4	-0.7	0.0	2.0
Retailing of building materials, paint, and hardware.....		444100-A1	0.3	0.2	-0.9	-0.5	-0.4	3.0
Retailing of all other goods.....		444100-A2	-5.0	0.3	1.3	-1.2	1.4	-1.1
Lawn and garden equip and supplies retailers.....	4442		-4.6	1.6	0.9	-1.9	1.9	-1.3
Nursery, garden, and farm supply retailers.....	44424		-4.6	1.6	0.9	-1.9	1.9	-1.3
Nursery, garden, and farm supply retailers.....	444240		-4.6	1.6	0.9	-1.9	1.9	-1.3
Primary services.....		444240-P	-4.6	1.6	0.9	-1.9	1.9	-1.3
Nursery, garden center, and farm supply store services, in-store retailing.....		444240-A	-4.6	1.6	0.9	-1.9	1.9	-1.3
Food and beverage retailers.....	445		3.8	-0.7	2.4	-1.1	1.6	-0.5
Grocery retailers.....	4451		3.8	-1.2	2.8	-1.1	1.7	-0.5
Grocery (except convenience) retailers.....	44511		3.8	-1.2	2.8	-1.1	1.7	-0.5
Supermarkets and other grocery stores.....	445110		3.8	-1.2	2.8	-1.1	1.7	-0.5
Primary services.....		445110-P	3.8	-1.2	2.8	-1.1	1.7	-0.5
Supermarket and other grocery store services.....		445110-3	3.8	-1.2	2.8	-1.1	1.7	-0.5
Retailing of food and beverage products.....		445110-32	4.1	-1.4	3.0	-1.1	1.9	-0.8
Retailing of fresh meats.....		445110-321	6.2	-7.6	5.1	-2.7	-1.4	4.5
Retailing of fresh fruits and vegetables.....		445110-322	8.3	-3.0	5.4	-0.6	0.8	-0.7
Retailing of bakery products.....		445110-323	-0.5	0.1	1.3	-1.6	-2.8	0.2
Retailing of dairy products.....		445110-324	-11.9	0.1	1.1	-2.0	7.2	-6.9
Retailing of deli products.....		445110-325	-2.5	-0.1	1.4	-0.5	-1.3	-2.7
Retailing of frozen food products.....		445110-326	-2.3	4.5	-2.7	1.0	0.3	-0.9
Retailing of alcoholic beverages.....		445110-327	9.5	0.2	1.7	1.0	3.5	-0.2
Retailing of all other food and beverage products.....		445110-328	8.5	-0.2	3.6	-1.2	3.7	-1.2
Retailing of nonfood products.....		445110-33	2.2	-0.1	2.0	-1.1	0.5	1.0

See footnotes at end of table.

Table 12. Producer price index percentage changes for the net output of selected industries and their products, not seasonally adjusted — Continued
 [April 2024]

Title ¹	Industry code	Product code	Unadjusted 12-month percent change ²	Unadjusted 1-month percent change ²				
				Apr. 2023 to Apr. 2024 ^P	Nov. to Dec.	Dec. to Jan. ^P	Jan. to Feb. ^P	Feb. to Mar. ^P
Supermarkets and other grocery stores - Continued								
Retailing of cleaning and paper products.....		445110-331	-1.4	-1.2	6.8	0.6	-1.6	-2.6
Retailing of health and beauty products.....		445110-332	6.0	0.6	1.0	1.0	2.7	2.4
Retailing of all other nonfood products.....		445110-333	-0.4	-0.4	0.9	-3.9	-0.9	1.1
Specialty food retailers.....	4452		10.3	1.7	-0.3	0.1	1.3	-0.3
Specialty food retailers.....	445200		10.3	1.7	-0.3	0.1	1.3	-0.3
Primary services.....		445200-P	10.4	1.7	-0.3	0.1	1.4	-0.3
Specialty food retailer services, in-store retailing.....		445200-A	10.4	1.7	-0.3	0.1	1.4	-0.3
Beer, wine, and liquor retailers.....	4453		-0.1	2.3	-0.2	-1.4	0.8	0.0
Beer, wine, and liquor retailers.....	44532		-0.1	2.3	-0.2	-1.4	0.8	0.0
Beer, wine, and liquor retailers.....	445320		-0.1	2.3	-0.2	-1.4	0.8	0.0
Primary services.....		445320-P	-0.1	2.3	-0.2	-1.4	0.8	0.0
Beer, wine, and liquor retailer services, in-store retailing.....		445320-A	-0.1	2.3	-0.2	-1.4	0.8	0.0
Retailing of beer, wine, and liquor.....		445320-A1	-1.7	2.9	-0.5	-1.9	0.9	0.0
Retailing of all other goods and sales of prepared foods.....		445320-A2	8.7	-0.5	1.7	1.2	0.1	0.0
Furniture, home furnishings, electronics, and appliance retailers.....	449		0.0	-2.0	0.7	2.6	-1.7	0.0
Furniture and Home Furnishings Retailers.....	4491		-0.5	-3.2	-0.9	3.7	-2.5	0.7
Furniture retailers.....	44911		-0.9	-3.8	-2.3	4.2	-2.7	1.0
Furniture retailers.....	449110		-0.9	-3.8	-2.3	4.2	-2.7	1.0
Primary services.....		449110-P	-0.9	-4.0	-2.3	4.3	-2.8	1.1
Furniture retailer services, in-store retailing.....		449110-A	-0.9	-4.0	-2.3	4.3	-2.8	1.1
Other receipts.....		449110-SM	-1.1	2.6	-2.3	1.6	0.3	-1.3
Floor covering retailers.....	44912		0.6	-1.5	3.2	2.4	-1.8	-0.1
Floor covering retailers.....	449121		0.6	-1.5	3.2	2.4	-1.8	-0.1
Primary services.....		449121-P	0.6	-1.5	3.2	2.4	-1.8	-0.1
Floor covering retailer services, in-store retailing.....		449121-A	0.6	-1.5	3.2	2.4	-1.8	-0.1
Electronics and appliance retailers.....	4492		0.9	0.3	3.9	0.6	-0.1	-1.4
Electronics and appliance retailers.....	44921		0.9	0.3	3.9	0.6	-0.1	-1.4
Electronics and appliance retailers.....	449210		0.9	0.3	3.9	0.6	-0.1	-1.4
Primary products.....		449210-P	0.9	0.3	3.9	0.6	-0.1	-1.4
Electronics and appliance retailers services, in-store retailing.....		449210-A	-2.5	0.8	2.6	1.1	-0.1	-2.1
Retailing of entertainment and communication products.....		449210-A1	20.0	-0.9	1.2	0.7	-0.4	-0.3
Retailing of computers, hardware, software, and supplies.....		449210-A2	-1.8	3.5	1.7	2.5	0.0	-4.3
Retailing of major household appliances.....		449210-A3	-13.8	-12.7	0.5	-0.8	0.0	-7.0
Retailing of all other goods.....		449210-A4	-31.2	-0.4	7.3	-0.8	0.0	-1.6
Electronic and appliance retailers services, online retailing.....		449210-B	8.0	-0.5	6.5	-0.3	-0.1	0.0
General merchandise retailers.....	455		2.3	0.7	1.7	1.5	2.0	0.3
Department stores.....	4551		4.9	5.1	12.9	-0.3	-1.0	-3.6
Department stores.....	45511		4.9	5.1	12.9	-0.3	-1.0	-3.6
Department stores.....	455110		4.9	5.1	12.9	-0.3	-1.0	-3.6
Primary services.....		455110-P	4.9	5.1	12.9	-0.3	-1.0	-3.6
Department store services, in-store retailing.....		455110-A	8.1	4.8	7.9	0.4	-1.3	-0.5
Department store services, online retailing.....		455110-B	-1.3	5.8	23.6	-1.7	-0.4	-9.4
Other general merchandise retailers.....	4552		1.9	0.0	-0.1	1.8	2.6	0.9
Other general merchandise retailers.....	45521		1.9	0.0	-0.1	1.8	2.6	0.9
Warehouse clubs, supercenters, and other general merchandise retailers.....	455210		1.9	0.0	-0.1	1.8	2.6	0.9
Primary services.....		455210-P	1.9	0.0	-0.1	1.8	2.6	0.9
Warehouse clubs, supercenters, and other general merch. retailer services, in-store retailing.....		455210-A	-1.2	0.1	-0.3	3.4	0.0	1.8
Warehouse clubs and supercenters.....		455210-A1	-1.7	-0.1	-0.3	3.8	0.0	2.0
All other general merchandise stores.....		455210-A2	2.5	1.2	0.2	0.4	0.0	0.1
Health and personal care retailers.....	456		-1.9	-0.8	-1.8	0.9	-0.7	0.9
Health and personal care retailers.....	4561		-1.9	-0.8	-1.8	0.9	-0.7	0.9
Pharmacies and drug retailers.....	45611		-3.3	-0.7	-3.1	0.9	-0.7	0.9
Pharmacies and drug retailers.....	456110		-3.3	-0.7	-3.1	0.9	-0.7	0.9
Primary services.....		456110-P	-3.3	-0.7	-3.1	0.9	-0.7	0.9
Pharmacy and drug retailer services, in-store retailing.....		456110-A	-5.9	-1.2	-4.5	1.4	-1.2	1.5

See footnotes at end of table.

Table 12. Producer price index percentage changes for the net output of selected industries and their products, not seasonally adjusted — Continued
 [April 2024]

Title ¹	Industry code	Product code	Unadjusted 12-month percent change ²	Unadjusted 1-month percent change ²				
			Apr. 2023 to Apr. 2024 ^P	Nov. to Dec.	Dec. to Jan. ^P	Jan. to Feb. ^P	Feb. to Mar. ^P	Mar. to Apr. ^P
Pharmacies and drug retailers - Continued								
Retailing of prescription drugs.....		456110-A1	-10.3	-1.6	-6.2	1.9	-1.6	2.2
Retailing of over-the-counter drugs and all other goods.....		456110-A2	6.8	-0.3	-0.2	0.4	-0.1	0.0
Retailing of over-the-counter drugs.....		456110-A21	6.3	-0.3	-0.1	-4.3	0.7	0.0
Retailing of all other goods.....		456110-A22	7.0	-0.3	-0.2	2.2	-0.4	0.0
Optical goods retailers.....	45613		15.7	0.3	14.6	1.5	0.4	0.0
Optical goods retailers.....	456130		15.2	0.3	14.2	1.5	0.4	0.0
Primary services.....		456130-P	17.6	0.3	16.5	1.7	0.4	0.0
Optical goods retailer services, in-store retailing.....		456130-A	17.6	0.3	16.5	1.7	0.4	0.0
Food (health) supplement retailers.....	456191		0.0	-3.7	-1.2	1.4	-2.2	1.4
Primary services.....		456191-P	0.0	-3.7	-1.2	1.4	-2.2	1.4
Food (health) supplement store services, in-store retailing.....		456191-A	0.0	-3.7	-1.2	1.4	-2.2	1.4
Gasoline Stations and Fuel Dealers.....	457		-0.2	5.6	-7.3	1.6	-0.5	-6.2
Gasoline stations.....	4571		0.0	5.0	-8.5	2.9	-1.4	-7.0
Gasoline stations.....	45710		0.0	5.0	-8.5	2.9	-1.4	-7.0
Gasoline stations.....	457100		0.0	5.0	-8.5	2.9	-1.4	-7.0
Primary products.....		457100-P	0.1	5.0	-8.8	3.1	-1.4	-7.2
Gasoline station services.....		457100-1	0.1	5.0	-8.8	3.1	-1.4	-7.2
Retailing of automotive fuels and lubricants.....		457100-11	-4.8	3.4	-9.2	0.5	2.1	-13.8
Retailing of all other goods, sales of prepared foods, and repair services.....		457100-12	9.6	8.5	-7.8	8.4	-7.9	6.5
Fuel dealers.....	4572		-0.9	10.0	0.4	-5.1	5.3	-2.0
Fuel dealers.....	45721		-0.9	10.0	0.4	-5.1	5.3	-2.0
Fuel dealers.....	457210		-0.9	10.0	0.4	-5.1	5.3	-2.0
Primary services.....		457210-P	-1.1	10.0	0.4	-5.3	5.4	-2.1
Fuel Dealer Services.....		457210-1	-1.1	10.0	0.4	-5.3	5.4	-2.1
Clothing and clothing accessories retailers.....	458		6.9	1.9	-8.2	10.5	1.3	-1.1
Clothing retailers.....	4581		6.1	3.3	-10.7	7.3	3.4	-1.9
Clothing retailers.....	45811		6.1	3.3	-10.7	7.3	3.4	-1.9
Clothing and clothing accessories retailers.....	458110		6.1	3.3	-10.7	7.3	3.4	-1.9
Primary services.....		458110-P	6.1	3.3	-10.7	7.3	3.4	-1.9
Clothing and clothing accessories retailer services, in-store retailing.....		458110-A	6.2	5.1	-11.2	4.3	4.2	-1.0
Retailing of apparel.....		458110-A1	7.9	10.0	-13.6	8.1	3.8	-1.4
Retailing of men's apparel.....		458110-A11	6.3	-1.2	-6.1	8.5	2.9	-1.2
Retailing of women's apparel.....		458110-A12	7.3	16.5	-13.1	6.1	4.0	-1.5
Retailing of children's apparel.....		458110-A13	14.5	6.4	-28.7	17.2	4.5	-1.2
Retailing of all other goods.....		458110-A2	1.6	-6.5	-4.6	-5.2	5.5	0.3
Shoe retailers.....	4582		9.2	-1.8	-5.6	30.2	-4.9	0.9
Shoe retailers.....	45821		9.2	-1.8	-5.6	30.2	-4.9	0.9
Shoe retailers.....	458210		9.2	-1.8	-5.6	30.2	-4.9	0.9
Primary services.....		458210-P	9.2	-1.8	-5.6	30.2	-4.9	0.9
Shoe retailer services, in-store retailing.....		458210-A	9.2	-1.8	-5.6	30.2	-4.9	0.9
Jewelry retailers.....	4583		6.8	0.7	-1.8	2.8	1.2	-0.2
Jewelry retailers.....	45831		6.8	0.7	-1.8	2.8	1.2	-0.2
Jewelry retailers.....	458310		6.8	0.7	-1.8	2.8	1.2	-0.2
Primary services.....		458310-P	6.8	0.7	-1.8	2.8	1.2	-0.2
Jewelry retailer services, in-store retailing.....		458310-A	10.0	0.9	-2.2	3.4	1.4	-0.3
Sporting goods and hobby retailers.....	4591		-0.2	-4.7	0.8	0.9	1.6	-0.7
Sporting goods retailers.....	45911		-1.2	-6.4	1.0	1.4	2.1	-2.0
Sporting goods retailers.....	459110		-1.2	-6.4	1.0	1.4	2.1	-2.0
Primary services.....		459110-P	-1.2	-6.5	1.0	1.4	2.1	-2.0
Sporting goods store services, in-store retailing.....		459110-A	-5.2	-8.7	-2.5	1.9	3.0	-2.8
Retailing of sporting goods.....		459110-A1	0.7	4.1	2.3	1.1	0.9	-3.6
Hobby, toy, and game retailers.....	45912		2.6	0.1	0.4	-0.4	0.4	3.0
Hobby, toy, and game retailers.....	459120		2.6	0.1	0.4	-0.4	0.4	3.0
Primary services.....		459120-P	2.6	0.1	0.4	-0.4	0.4	3.0
Hobby, toy, and game store services, in-store retailing.....		459120-A	-0.2	0.0	-0.1	0.0	0.0	0.1

See footnotes at end of table.

Table 12. Producer price index percentage changes for the net output of selected industries and their products, not seasonally adjusted — Continued
 [April 2024]

Title ¹	Industry code	Product code	Unadjusted 12-month percent change ²	Unadjusted 1-month percent change ²				
				Apr. 2023 to Apr. 2024 ^P	Nov. to Dec.	Dec. to Jan. ^P	Jan. to Feb. ^P	Feb. to Mar. ^P
Hobby, toy, and game retailers - Continued								
Retailing of hobby and craft goods, toys, and games (including video games) . . .		459120-A1	0.1	0.0	-0.2	0.0	0.0	0.1
Retailing of all other goods.		459120-A2	-0.6	0.0	-0.1	0.0	0.0	0.0
Book retailers and news dealers.	4592		2.0	-1.0	3.0	-2.3	0.3	0.0
Book retailers and news dealers.	45921		2.0	-1.0	3.0	-2.3	0.3	0.0
Book retailers and news dealers.	459210		2.0	-1.0	3.0	-2.3	0.3	0.0
Primary services.		459210-P	2.0	-1.0	3.0	-2.3	0.3	0.0
Book retailer and news dealer services, in-store retailing.		459210-A	2.7	-1.4	4.0	-3.1	0.4	0.0
Retailing of books.		459210-A1	3.8	-1.9	5.7	-4.2	0.5	0.0
Retailing of all other goods.		459210-A2	0.1	0.0	-0.2	0.0	0.0	0.0
Office supplies, stationery, and gift retailers.	4594		-10.5	-0.2	0.4	-0.9	0.3	0.7
Office supplies, stationery, and gift retailers.	45940		-10.5	-0.2	0.4	-0.9	0.3	0.7
Office supplies, stationery, and gift retailers.	459400		-10.5	-0.2	0.4	-0.9	0.3	0.7
Primary services.		459400-P	-10.5	-0.2	0.4	-0.9	0.3	0.7
Office supplies, stationery, and gift retailer services, in-store retailing.		459400-A	-1.9	-0.3	0.6	-1.3	0.5	1.0
Air transportation.	481		-0.1	1.6	-1.1	1.2	3.6	-1.6
Scheduled air transportation.	4811		-0.5	1.9	-1.2	1.4	4.0	-1.9
Scheduled air transportation.	48111		-0.5	1.9	-1.2	1.4	4.0	-1.9
Scheduled passenger air transportation.	481111		-0.4	2.0	-1.1	1.5	4.2	-2.0
Primary services.		481111-P	-0.4	2.0	-1.1	1.5	4.2	-2.0
Domestic.		481111-1	0.4	0.3	-1.6	4.5	1.8	-2.5
Domestic first class, including business.		481111-101	-3.6	-2.4	-8.6	13.7	-2.2	-4.4
Domestic coach.		481111-102	0.8	0.5	-0.9	3.7	2.2	-2.3
International.		481111-2	-2.4	7.1	0.1	-6.8	11.5	-0.5
International first class, including business.		481111-201	-8.5	4.7	8.6	2.5	0.0	-8.8
International coach.		481111-202	-1.7	7.3	-0.9	-7.9	13.1	0.5
Scheduled freight air transportation.	481112		-3.3	-0.6	-3.8	-0.1	-2.5	1.3
Primary services.		481112-P	-5.3	-0.4	-3.6	-2.4	0.7	1.2
Scheduled freight air transportation services.		481112-1	-5.0	-0.6	-3.8	-2.7	1.0	1.3
Domestic scheduled freight air transportation services.		481112-101	-4.0	-2.3	-0.3	-1.4	0.3	-2.5
International scheduled freight air transportation services.		481112-102	-5.8	0.8	-6.6	-3.8	1.5	4.6
Scheduled mail air transportation services.		481112-2	-10.0	2.2	-0.1	1.8	-3.3	0.3
Nonscheduled air transportation.	4812		3.4	-0.8	0.4	-0.2	0.3	0.7
Nonscheduled air transportation.	48121		3.4	-0.8	0.4	-0.2	0.3	0.7
Nonscheduled air passenger chartering.	481211		3.7	-0.7	0.5	-0.2	0.3	0.9
Primary services.		481211-P	4.0	-0.8	0.6	-0.3	0.3	0.9
Domestic nonscheduled air passenger services.		481211-1	4.8	-1.0	0.7	-0.3	0.4	1.0
International nonscheduled air passenger services.		481211-2	0.6	0.0	0.0	0.0	0.0	0.6
Nonscheduled air freight chartering.	481212		2.6	-0.9	0.1	0.0	0.2	0.0
Primary services.		481212-P	2.7	-1.0	0.0	-0.1	0.2	0.0
Domestic nonscheduled air freight services.		481212-1	0.3	0.0	0.1	0.0	0.0	0.0
International nonscheduled air freight services.		481212-2	7.3	-2.7	-0.2	-0.1	0.5	0.0
Rail transportation.	482		1.8	-0.1	1.1	-1.3	-0.1	0.9
Rail transportation.	4821		1.8	-0.1	1.1	-1.3	-0.1	0.9
Rail transportation.	48211		1.8	-0.1	1.1	-1.3	-0.1	0.9
Line-haul railroads.	482111		1.8	-0.1	1.1	-1.3	-0.1	0.9
Primary services.		482111-P	1.8	-0.1	1.1	-1.3	-0.1	0.9
Freight rail transportation.		482111-4	1.8	-0.1	1.1	-1.4	-0.1	0.9
Carload freight rail transportation.		482111-411	3.5	-0.1	1.3	-0.5	-0.1	1.1
Intermodal freight rail transportation.		482111-412	-5.1	0.1	0.0	-5.0	-0.3	0.3
Passenger rail transportation.		482111-5	0.0	0.0	0.0	0.0	0.0	0.0
Coach service class.		482111-506	0.0	0.0	0.0	0.0	0.0	0.0
All other service classes.		482111-507	0.0	0.0	0.0	0.0	0.0	0.0
Water transportation.	483		8.7	2.2	1.6	2.0	0.7	0.0
Deep sea freight transportation.	483111		6.2	3.1	3.1	0.6	0.8	-0.4
Primary services.		483111-P	6.2	3.1	3.1	0.6	0.8	-0.4
Deep sea freight transportation services.		483111-5	6.2	3.1	3.1	0.6	0.8	-0.4

See footnotes at end of table.

Table 12. Producer price index percentage changes for the net output of selected industries and their products, not seasonally adjusted — Continued
 [April 2024]

Title ¹	Industry code	Product code	Unadjusted 12-month percent change ²	Unadjusted 1-month percent change ²				
				Apr. 2023 to Apr. 2024 ^P	Nov. to Dec.	Dec. to Jan. ^P	Jan. to Feb. ^P	Feb. to Mar. ^P
Coastal and Great Lakes freight transport.....	483113		9.7	2.2	0.9	3.4	0.8	0.3
Primary services.....		483113-P	9.7	2.3	0.6	3.5	0.8	0.3
Coastal and intercoastal freight transportation.....		483113-1	13.3	3.8	-0.1	4.7	1.0	0.0
Great Lakes - St. Lawrence Seaway freight transportation.....		483113-2	2.2	-1.0	-0.9	-0.3	1.7	2.7
Coastal and intercoastal towing transportation.....		483113-3	3.6	-0.3	3.8	1.8	-0.4	0.0
Inland water transportation.....	4832		13.7	-0.2	-0.3	1.2	0.4	0.6
Inland water transportation.....	48321		13.7	-0.2	-0.3	1.2	0.4	0.6
Inland water freight transportation.....	483211		13.7	-0.2	-0.3	1.2	0.4	0.6
Primary services.....		483211-P	14.0	-0.2	-0.3	1.3	0.4	0.6
Inland water freight transportation services.....		483211-3	14.0	-0.2	-0.3	1.3	0.4	0.6
Truck transportation.....	484		-1.0	-2.1	0.6	0.3	-1.0	0.6
General freight trucking.....	4841		-1.1	-2.7	1.0	0.3	-1.4	0.7
General freight trucking, local.....	48411		1.5	3.4	0.2	1.0	0.8	1.2
General freight trucking, local.....	484110		1.5	3.4	0.2	1.0	0.8	1.2
Primary services.....		484110-P	-1.0	0.8	0.0	0.6	1.2	1.1
General freight trucking services, local.....		484110-1	-1.0	0.8	0.0	0.6	1.2	1.1
General freight trucking, local, truckload.....		484110-15	-7.8	-0.2	-0.3	0.6	-0.7	1.4
General freight trucking, local, less than truckload.....		484110-16	13.9	2.7	0.6	0.6	4.8	0.7
General freight trucking, long-distance.....	48412		-1.9	-4.2	1.2	0.2	-2.1	0.6
General freight trucking, long-distance TL.....	484121		-5.6	-5.1	0.7	-0.1	-3.1	0.6
Primary services.....		484121-P	-4.4	-1.2	-2.6	2.1	-1.2	0.6
General freight trucking, long-distance, truckload.....		484121-2	-4.4	-1.2	-2.6	2.1	-1.2	0.6
General freight trucking, long-distance LTL.....	484122		8.2	-2.0	2.6	0.8	0.5	0.6
Primary services.....		484122-P	8.2	-2.0	2.6	0.8	0.5	0.6
General freight trucking, long-distance less than truckload.....		484122-1	8.2	-2.0	2.6	0.8	0.5	0.6
Specialized freight trucking.....	4842		-0.7	-0.5	-0.4	0.1	0.3	0.1
Used household and office goods moving.....	48421		2.7	-1.4	-0.1	0.6	0.0	1.4
Used household and office goods moving.....	484210		2.7	-1.4	-0.1	0.6	0.0	1.4
Primary services.....		484210-P	2.7	-1.4	-0.1	0.6	0.0	1.4
Used household and office goods moving, except local.....		484210-2	5.0	-2.1	-1.0	0.9	0.0	2.2
Residential moving services, except local.....		484210-21	5.5	-2.1	-1.1	1.0	-0.1	2.0
Commercial and other goods moving services, except local.....		484210-22	1.9	-1.7	-0.2	0.0	0.6	3.0
Used household and office goods moving, local.....		484210-4	-1.6	0.0	1.7	0.0	0.0	0.0
Residential moving services, local.....		484210-41	-2.3	0.0	1.5	0.0	0.0	0.0
Commercial and other goods moving services, local.....		484210-42	1.9	0.0	2.3	0.0	0.0	0.0
Specialized freight (except used) trucking, local.....	48422		0.9	0.1	0.8	0.0	0.6	0.1
Specialized freight (except used goods) trucking, local.....	484220		0.9	0.1	0.8	0.0	0.6	0.1
Primary services.....		484220-P	2.2	0.1	1.0	0.0	0.7	0.0
Specialized freight (except used goods) trucking, local.....		484220-6	2.2	0.1	1.0	0.0	0.7	0.0
Local hazardous materials trucking (except waste).....		484220-601	1.6	0.0	0.0	0.0	0.0	0.0
Local agricultural products trucking without storage.....		484220-602	-2.4	0.5	0.0	0.0	0.0	0.0
Dump trucking.....		484220-603	1.6	0.0	1.1	0.0	0.0	0.0
Local specialized trucking without storage.....		484220-604	3.6	0.0	2.3	0.0	0.0	0.0
Specialized freight (except used) trucking, long-distance.....	48423		-3.7	-0.7	-1.8	0.1	0.2	-0.5
Specialized freight (except used goods) trucking, long-distance.....	484230		-3.7	-0.7	-1.8	0.1	0.2	-0.5
Primary services.....		484230-P	-4.2	-0.8	-2.0	0.2	0.2	-0.5
Specialized freight (except used goods) trucking, long-distance.....		484230-6	-4.2	-0.8	-2.0	0.2	0.2	-0.5
Agricultural products trucking, long-distance.....		484230-602	4.8	-0.5	-1.8	-0.4	-0.1	0.7
All other specialized trucking, long-distance.....		484230-603	-5.5	-0.9	-2.1	0.3	0.3	-0.7
Pipeline Transportation.....	486		3.3	0.0	0.1	-0.7	0.0	1.5
Pipeline transportation of crude oil.....	4861		9.7	0.0	0.7	0.1	0.0	0.0
Pipeline transportation of crude oil.....	48611		9.7	0.0	0.7	0.1	0.0	0.0
Pipeline transportation of crude oil.....	486110		9.7	0.0	0.7	0.1	0.0	0.0
Primary services.....		486110-P	9.5	0.0	0.7	0.1	0.0	0.0
Pipeline transportation of crude oil.....		486110-3	9.5	0.0	0.7	0.1	0.0	0.0
Trans-Alaskan Pipeline System transportation.....		486110-311	8.8	0.0	-0.6	0.0	0.0	0.0
Pipeline transportation of crude petroleum, except on the Trans-Alaskan Pipeline System.....		486110-312	9.6	0.0	0.8	0.1	0.0	0.0

See footnotes at end of table.

Table 12. Producer price index percentage changes for the net output of selected industries and their products, not seasonally adjusted — Continued
 [April 2024]

Title ¹	Industry code	Product code	Unadjusted 12-month percent change ²	Unadjusted 1-month percent change ²				
				Apr. 2023 to Apr. 2024 ^P	Nov. to Dec.	Dec. to Jan. ^P	Jan. to Feb. ^P	Feb. to Mar. ^P
Pipeline transportation of natural gas.....	4862		-1.6	0.0	-0.1	-1.3	0.0	2.7
Pipeline transportation of natural gas.....	48621		-1.6	0.0	-0.1	-1.3	0.0	2.7
Pipeline transportation of natural gas.....	486210		-1.6	0.0	-0.1	-1.3	0.0	2.7
Primary services.....		486210-P	-1.6	0.0	-0.1	-1.3	0.0	2.7
Pipeline transportation of natural gas services.....		486210-1	-1.6	0.0	-0.1	-1.3	0.0	2.7
Other pipeline transportation.....	4869		10.8	0.0	0.1	0.1	0.0	0.0
Pipeline transportation of refined petroleum products.....	48691		10.8	0.0	0.1	0.1	0.0	0.0
Refined petroleum product pipeline transport.....	486910		10.8	0.0	0.1	0.1	0.0	0.0
Primary services.....		486910-P	10.8	0.0	0.1	0.1	0.0	0.0
Pipeline transportation of refined petroleum products.....		486910-1	10.8	0.0	0.1	0.1	0.0	0.0
Transportation support activities.....	488		5.1	4.0	-0.3	0.8	-0.6	0.9
Air transportation support activities.....	4881		7.9	-0.4	1.0	0.5	1.3	0.0
Airport operations.....	48811		7.0	-0.5	0.5	0.0	2.2	0.0
Other airport operations.....	488119		7.0	-0.5	0.5	0.0	2.2	0.0
Primary services.....		488119-P	7.0	-0.5	0.5	0.0	2.2	0.0
Aeronautical services.....		488119-5	5.8	-0.4	1.0	0.2	-0.1	0.0
Landing fees.....		488119-501	1.5	-0.6	0.5	1.0	0.0	-1.0
Terminal rental.....		488119-502	8.8	-0.3	2.4	-0.3	-0.2	0.6
Other aeronautical services.....		488119-503	5.6	-0.3	-1.2	0.0	0.0	0.0
Non-aeronautical services.....		488119-6	8.3	-0.7	0.0	-0.1	4.8	0.1
Airport parking.....		488119-601	6.6	0.0	2.8	0.0	1.6	0.2
Lease space for rental cars.....		488119-602	9.0	-3.9	-2.4	2.4	13.9	0.0
Lease space for concessions.....		488119-603	12.5	0.8	-3.8	-4.1	9.5	0.0
Other non-aeronautical services.....		488119-604	8.3	0.0	-0.5	0.0	0.0	0.0
Other air transportation support activities.....	48819		9.3	-0.3	1.6	1.2	-0.1	0.0
Other support activities for air transport.....	488190		9.3	-0.3	1.6	1.2	-0.1	0.0
Primary services.....		488190-P	9.3	-0.2	1.6	1.2	-0.1	0.0
Other air transportation support activities.....		488190-5	9.3	-0.2	1.6	1.2	-0.1	0.0
Water transportation support activities.....	4883		6.0	0.5	0.7	0.6	0.9	0.1
Port and harbor operations.....	48831		6.1	-0.6	1.4	1.9	1.1	0.0
Port and harbor operations.....	488310		6.1	-0.6	1.4	1.9	1.1	0.0
Primary services.....		488310-P	6.9	-0.7	1.6	2.1	1.2	0.0
Port and harbor services.....		488310-1	6.9	-0.7	1.6	2.1	1.2	0.0
Marine cargo handling.....	48832		5.2	1.1	0.2	0.4	1.2	0.1
Marine cargo handling.....	488320		5.2	1.1	0.2	0.4	1.2	0.1
Primary services.....		488320-P	5.3	1.1	0.2	0.4	1.2	0.1
Movement of containers.....		488320-8	5.4	1.0	0.1	0.5	1.4	0.1
Other marine cargo handling.....		488320-9	4.0	1.4	1.1	-0.1	0.0	0.0
Navigational services to shipping.....	48833		7.3	0.5	1.0	-0.1	0.2	0.0
Navigational services to shipping.....	488330		7.3	0.5	1.0	-0.1	0.2	0.0
Primary services.....		488330-P	7.6	0.3	1.1	-0.1	0.2	0.0
Navigational services to shipping and salvage.....		488330-1	7.6	0.3	1.1	-0.1	0.2	0.0
Freight transportation arrangement.....	4885		2.8	8.7	-1.5	1.1	-2.5	1.8
Freight transportation arrangement.....	48851		2.8	8.7	-1.5	1.1	-2.5	1.8
Freight transportation arrangement.....	488510		2.8	8.7	-1.5	1.1	-2.5	1.8
Primary services.....		488510-P	2.4	9.3	-1.6	1.1	-2.7	1.5
Freight forwarding.....		488510-1	-2.8	0.0	-0.4	-2.4	0.0	0.0
Arrangement of freight and cargo n.e.c.....		488510-2	6.8	18.2	-2.5	3.8	-4.8	2.7
U.S. Postal Service.....	491		7.1	0.0	0.0	3.2	0.0	0.0
U.S. Postal Service.....	4911		7.1	0.0	0.0	3.2	0.0	0.0
U.S. Postal Service.....	49111		7.1	0.0	0.0	3.2	0.0	0.0
U.S. Postal Service.....	491110		7.1	0.0	0.0	3.2	0.0	0.0
Primary services.....		491110-P	7.1	0.0	0.0	3.2	0.0	0.0
Mailing services (market dominant services).....		491110-7	8.4	0.0	0.0	2.5	0.0	0.0
First class mail.....		491110-71	7.6	0.0	0.0	2.4	0.0	0.0
Retail letters.....		491110-711	7.8	0.0	0.0	3.0	0.0	0.0

See footnotes at end of table.

Table 12. Producer price index percentage changes for the net output of selected industries and their products, not seasonally adjusted — Continued
 [April 2024]

Title ¹	Industry code	Product code	Unadjusted 12-month percent change ²	Unadjusted 1-month percent change ²				
				Apr. 2023 to Apr. 2024 ^P	Nov. to Dec.	Dec. to Jan. ^P	Jan. to Feb. ^P	Feb. to Mar. ^P
U.S. Postal Service - Continued								
Commercial letters.....		491110-712	7.7	0.0	0.0	1.8	0.0	0.0
Retail and commercial flats.....		491110-713	7.7	0.0	0.0	1.8	0.0	0.0
Other first class mail and fees.....		491110-714	5.9	0.0	0.0	3.5	0.0	0.0
Periodicals mail.....		491110-72	9.9	0.0	0.0	1.7	0.0	0.0
Outside county.....		491110-721	9.9	0.0	0.0	1.6	0.0	0.0
Other periodicals mail and fees.....		491110-722	9.6	0.0	0.0	3.4	0.0	0.0
Standard class mail.....		491110-73	9.7	0.0	0.0	3.0	0.0	0.0
High density and saturation flats and parcels.....		491110-731	5.6	0.0	0.0	2.5	0.0	0.0
Carrier route basic mail.....		491110-732	12.2	0.0	0.0	4.1	0.0	0.0
Bulk letters.....		491110-733	7.2	0.0	0.0	1.2	0.0	0.0
Bulk flats.....		491110-734	11.1	0.0	0.0	3.3	0.0	0.0
Other standard mail and fees.....		491110-735	23.8	0.0	0.0	11.2	0.0	0.0
Package services mail.....		491110-74	7.2	0.0	0.0	1.8	0.0	0.0
Special services and fees.....		491110-75	8.3	0.0	0.0	2.1	0.0	0.0
Shipping services (competitive services).....		491110-8	4.0	0.0	0.0	4.8	0.0	0.0
Domestic priority mail.....		491110-81	3.9	0.0	0.0	3.9	0.0	0.0
Other shipping services and shipping special services & fees.....		491110-82	4.1	0.0	0.0	5.4	0.0	0.0
Couriers and messengers.....	492		5.9	-0.2	5.5	0.3	0.0	-0.1
Couriers and express delivery services.....	4921		6.2	-0.2	5.8	0.3	0.0	-0.1
Couriers and express delivery services.....	49211		6.2	-0.2	5.8	0.3	0.0	-0.1
Couriers and express delivery services.....	492110		6.2	-0.2	5.8	0.3	0.0	-0.1
Primary services.....		492110-P	6.2	-0.2	5.8	0.3	0.0	-0.1
Standard courier services.....		492110-1	6.3	0.1	5.9	0.0	0.2	-0.1
Expedited courier services.....		492110-2	6.1	-0.7	5.6	0.8	-0.4	-0.2
Domestic expedited courier services.....		492110-201	6.6	-0.7	6.2	0.8	-0.4	-0.2
International expedited courier services.....		492110-202	5.0	-0.7	4.3	0.8	-0.4	-0.2
Local messengers and local delivery.....	4922		0.0	0.0	0.0	0.0	0.0	0.0
Local messengers and local delivery.....	49221		0.0	0.0	0.0	0.0	0.0	0.0
Local messengers and local delivery.....	492210		0.0	0.0	0.0	0.0	0.0	0.0
Primary services.....		492210-P	0.0	0.0	0.0	0.0	0.0	0.0
Local messengers and local delivery services.....		492210-1	0.0	0.0	0.0	0.0	0.0	0.0
Warehousing and storage.....	493		4.0	-0.1	0.6	2.7	1.3	1.9
Warehousing and storage.....	4931		4.0	-0.1	0.6	2.7	1.3	1.9
General warehousing and storage.....	49311		3.7	-0.2	0.8	3.1	1.8	2.0
General warehousing and storage.....	493110		3.7	-0.2	0.8	3.1	1.8	2.0
Primary services.....		493110-P	3.7	-0.2	0.8	3.1	1.8	2.0
General warehousing and storage services.....		493110-1	3.7	-0.2	0.8	3.1	1.8	2.0
Refrigerated warehousing and storage.....	49312		5.0	0.6	-0.4	1.1	-0.7	1.8
Refrigerated warehousing and storage.....	493120		5.0	0.6	-0.4	1.1	-0.7	1.8
Primary services.....		493120-P	5.0	0.6	-0.4	1.1	-0.7	1.8
Warehousing and storage of refrigerated goods.....		493120-2	5.0	0.6	-0.4	1.1	-0.7	1.8
Farm product warehousing and storage.....	49313		4.2	0.0	0.0	0.0	0.0	0.0
Farm product warehousing and storage.....	493130		4.2	0.0	0.0	0.0	0.0	0.0
Primary services.....		493130-P	4.7	0.0	0.0	0.0	0.0	0.0
Farm product warehousing and storage services.....		493130-1	4.7	0.0	0.0	0.0	0.0	0.0
Publishing industries.....	513		3.7	1.1	-0.2	0.3	0.6	0.1
Newspaper, book, and directory publishers.....	5131		2.5	0.6	0.9	1.1	0.6	0.2
Newspaper publishers.....	51311		1.5	2.2	-0.1	0.4	0.0	0.2
Newspaper publishers.....	513110		1.5	2.2	-0.1	0.4	0.0	0.2
Primary services.....		513110-P	1.5	2.2	-0.1	0.4	0.0	0.2
Newspaper publishing.....		513110-1	1.5	2.2	-0.1	0.4	0.0	0.2
Newspaper publishing from print publishers.....		513110-11	1.5	2.2	-0.1	0.4	0.0	0.2
Newspaper advertising sales.....		513110-111	-3.5	0.3	-0.4	0.2	0.1	0.5
Newspaper advertising sales, print only.....		513110-1111	-4.2	0.4	-0.5	0.2	0.1	0.7
Newspaper advertising sales, digital only and print and digital bundled.....		513110-1112	0.0	0.0	0.0	0.0	0.0	0.0
Newspaper subscription and single copy sales.....		513110-112	3.8	3.0	0.0	0.5	0.0	0.0
Newspaper subscriptions, print only.....		513110-1121	3.3	3.3	0.0	0.0	0.0	0.0

See footnotes at end of table.

Table 12. Producer price index percentage changes for the net output of selected industries and their products, not seasonally adjusted — Continued
 [April 2024]

Title ¹	Industry code	Product code	Unadjusted 12-month percent change ²	Unadjusted 1-month percent change ²					
				Apr. 2023 to Apr. 2024 ^P	Nov. to Dec.	Dec. to Jan. ^P	Jan. to Feb. ^P	Feb. to Mar. ^P	Mar. to Apr. ^P
Newspaper publishers - Continued									
Newspaper subscriptions, online only and print and online bundled		513110-1122	8.9	0.1	0.1	5.9	0.1	0.2	
Periodical publishers	51312		-2.4	-1.5	0.5	1.4	2.0	0.2	
Periodical publishers	513120		-2.4	-1.5	0.5	1.4	1.9	0.2	
Primary services		513120-P	0.8	0.0	0.3	0.2	0.0	0.1	
Periodical publishing		513120-1	0.8	0.0	0.3	0.2	0.0	0.1	
Periodical publishing from print publishers		513120-11	0.8	0.0	0.3	0.2	0.0	0.1	
Periodicals, advertising sales		513120-111	1.1	0.0	0.5	0.2	0.0	0.2	
Periodicals, subscriptions and single copy sales		513120-112	0.3	0.0	0.0	0.2	0.0	0.0	
Specialized business and professional periodicals, subscriptions and single copy sales		513120-1121	1.2	0.0	0.0	1.2	0.0	0.0	
General and consumer periodicals, subscriptions and single copy sales		513120-1122	0.1	0.0	0.0	0.0	0.0	0.1	
Book publishers	51313		6.1	1.3	1.9	1.0	0.1	0.2	
Book publishers	513130		6.1	1.3	1.9	1.0	0.1	0.2	
Primary services		513130-P	6.8	1.4	2.1	1.1	0.1	0.2	
Book publishing from print publishers		513130-1	6.8	1.4	2.1	1.1	0.1	0.2	
Print book publishing		513130-101	6.8	1.4	2.1	1.1	0.1	0.2	
General adult and juvenile book publishing		513130-1011	3.2	0.7	1.3	-1.0	-1.2	0.5	
General adult book publishing		513130-10111	4.6	0.5	2.4	-2.9	-0.4	0.5	
Juvenile book publishing		513130-10112	1.7	1.0	0.2	1.1	-2.1	0.5	
Textbook publishing, including teachers' editions and workbooks		513130-1012	3.5	0.2	0.6	0.6	-0.7	0.6	
College textbook publishing		513130-10121	-6.0	0.9	2.6	2.4	-2.8	2.4	
Elementary and high school textbook publishing		513130-10122	7.3	0.0	0.0	0.0	0.0	0.0	
Technical, scientific, and professional book publishing		513130-1013	11.7	0.1	4.9	3.4	2.1	0.3	
General reference book publishing		513130-1014	14.0	12.4	0.3	0.4	-0.2	-0.3	
Religious book publishing		513130-1015	-2.1	-0.1	-1.9	4.1	-0.4	-3.4	
Directory and mailing list publishers	51314		5.9	-0.2	1.6	2.7	0.6	0.2	
Directory and mailing list publishers	513140		5.9	-0.2	1.6	2.7	0.6	0.2	
Primary services		513140-P	6.2	-0.3	1.6	2.9	0.6	0.2	
Directory and mailing list publishing		513140-1	6.2	-0.3	1.6	2.9	0.6	0.2	
Directory and mailing list publishing from print publishers		513140-11	4.2	1.6	2.9	0.1	1.8	-0.6	
Directory and mailing list publishing from print - ad sales incl. phone directory listings		513140-111	0.1	0.0	0.0	0.0	0.0	0.0	
Directory and mailing list publishing from print - subscription, content, and licensing sales		513140-112	7.0	2.6	4.8	0.2	3.0	-0.9	
Directory and mailing list publishing from Internet publishers		513140-12	6.8	-0.8	1.3	3.7	0.2	0.4	
Other publishers	51319		0.9	0.0	0.3	-0.1	0.0	0.0	
Greeting card publishers	513191		0.2	0.0	0.0	0.0	0.0	0.0	
Primary services		513191-P	0.2	0.0	0.0	0.0	0.0	0.0	
Greeting card publishing		513191-1	0.2	0.0	0.0	0.0	0.0	0.0	
Greeting card publishing from print publishers		513191-101	0.2	0.0	0.0	0.0	0.0	0.0	
All other publishers	513199		3.1	0.0	1.0	-0.2	0.1	0.0	
Primary services		513199-P	3.1	0.0	0.7	-0.3	0.1	0.0	
All other publishing including yearbooks, art prints, patterns, and trading cards		513199-1	3.1	0.0	0.7	-0.3	0.1	0.0	
All other publishing including yearbooks, art prints, patterns, and trading cards, from print		513199-11	3.1	0.0	0.7	-0.3	0.1	0.0	
Software publishers	5132		4.6	1.4	-0.9	-0.3	0.6	0.0	
Software publishers	51321		4.6	1.4	-0.9	-0.3	0.6	0.0	
Software publishers	513210		4.6	1.4	-0.9	-0.3	0.6	0.0	
Primary services		513210-P	3.7	1.5	-1.0	-0.4	0.7	0.0	
Software publishing, except games		513210-5	2.7	1.6	-1.1	-0.1	1.0	-0.2	
System & application software publishing, excluding maintenance, tech support & games		513210-505	1.5	1.8	-1.9	0.2	0.6	-0.4	
System software publishing		513210-50501	1.2	1.3	-4.5	0.4	0.9	-0.3	
Application software publishing		513210-50502	1.9	2.4	1.4	0.0	0.2	-0.5	
Desktop and portable device application software publishing		513210-505021	5.3	0.1	2.2	1.9	0.3	-0.6	
Other application software publishing		513210-505022	-0.2	3.8	0.9	-1.3	0.1	-0.5	
Software maintenance, technical support, and other services related to software publishing		513210-506	14.0	0.2	6.8	-2.7	4.7	2.1	
Game software publishing		513210-7	16.9	0.1	0.2	-3.4	-3.0	2.5	
Other receipts		513210-SM	15.3	0.0	0.0	0.0	0.0	0.1	
Broadcasting, except Internet	516		-6.9	1.9	-6.0	0.5	-2.3	1.6	

See footnotes at end of table.

Table 12. Producer price index percentage changes for the net output of selected industries and their products, not seasonally adjusted — Continued
 [April 2024]

Title ¹	Industry code	Product code	Unadjusted 12-month percent change ²	Unadjusted 1-month percent change ²				
			Apr. 2023 to Apr. 2024 ^P	Nov. to Dec.	Dec. to Jan. ^P	Jan. to Feb. ^P	Feb. to Mar. ^P	Mar. to Apr. ^P
Radio and television broadcasting.....	5161		-3.6	-2.5	-3.8	6.1	-3.3	-0.3
Radio broadcasting.....	51611		-5.2	-1.3	-13.4	4.6	0.9	-1.8
Radio broadcasting stations.....	516110		-5.2	-1.3	-13.4	4.6	0.9	-1.8
Primary services.....		516110-P	-5.3	-1.4	-13.7	4.6	0.9	-1.8
Radio station services.....		516110-1	-5.3	-1.4	-13.7	4.6	0.9	-1.8
Radio station advertising sales.....		516110-101	-6.4	-1.6	-16.3	5.7	1.1	-2.2
Radio station advertising sales, local.....		516110-10101	-6.2	-1.9	-15.1	3.8	4.8	-1.8
Radio station advertising sales, national and regional.....		516110-10102	-6.9	-0.9	-18.9	10.2	-7.4	-3.3
Other radio station services.....		516110-102	0.0	0.0	0.0	0.0	0.0	0.0
Other receipts.....		516110-SM	0.6	0.2	0.5	0.0	0.1	0.1
Television broadcasting.....	51612		-3.1	-3.0	-0.7	6.6	-4.6	0.2
Television broadcasting stations.....	516120		-3.1	-3.0	-0.7	6.6	-4.6	0.2
Primary services.....		516120-P	-2.7	-2.8	-0.7	6.3	-4.4	0.2
Television station advertising sales.....		516120-3	-4.5	-4.7	-1.2	10.7	-7.2	0.3
Other television station broadcasting services.....		516120-4	0.0	0.0	0.0	0.0	0.0	0.0
Other receipts.....		516120-SM	-7.0	0.0	0.8	0.0	0.0	0.0
Cable and other subscription programming.....	5162		-8.3	4.0	-6.9	-2.0	-1.7	2.4
Cable and other subscription programming.....	51621		-8.3	4.0	-6.9	-2.0	-1.7	2.4
Media streaming dist svcs, social networks, and other media networks and content providers.....	516210		-8.3	4.0	-6.9	-2.0	-1.7	2.4
Primary services.....		516210-P	-8.6	4.0	-6.9	-2.0	-1.7	2.4
Cable networks.....		516210-1	-12.4	4.3	-4.7	-4.9	-2.7	3.1
Cable network advertising services.....		516210-11	-14.6	4.9	-5.6	-5.6	-3.2	3.7
Cable network programming services.....		516210-12	4.0	0.0	1.8	0.0	0.0	0.0
Radio network and national syndication services.....		516210-3	-4.2	10.5	-31.0	12.9	0.0	4.4
Telecommunications.....	517		2.0	0.4	0.6	0.5	-0.1	1.0
Wired and wireless telecommunications carriers.....	5173		2.1	0.4	0.6	0.5	-0.1	1.0
Wired and wireless telecommunications carriers.....	51731		2.1	0.4	0.6	0.5	-0.1	1.0
Wired telecommunications carriers.....	517311		2.8	0.7	1.1	1.0	-0.2	1.6
Primary products.....		517311-P	2.8	0.7	1.1	1.0	-0.2	1.6
Local telephone service, except private lines.....		517311-1	0.4	0.1	-0.3	0.2	0.4	-0.1
Residence local telephone service.....		517311-111	1.7	0.2	0.0	0.2	0.0	0.0
Business and other local telephone service.....		517311-112	-2.3	-0.2	-1.0	0.4	1.1	-0.2
Public switched toll service.....		517311-2	1.2	-0.5	-0.1	-0.5	-0.4	1.1
Residence switched toll service.....		517311-21	6.3	-0.1	0.5	-0.6	-0.1	1.9
Business switched toll and other toll service.....		517311-22	-3.4	-0.9	-0.7	-0.4	-0.7	0.3
Private line telephone service.....		517311-3	7.5	0.2	0.1	2.4	-0.2	-0.1
All-distance telephone service.....		517311-4	6.1	0.2	1.3	0.2	0.4	-0.1
Residential all-distance telephone service.....		517311-401	12.0	0.2	3.4	0.9	0.2	0.1
Business all-distance telephone service.....		517311-402	0.9	0.2	-0.7	-0.6	0.7	-0.3
Video programming distribution.....		517311-5	6.0	0.0	1.6	3.4	-0.4	1.3
Video programming subscriber services.....		517311-501	5.0	0.0	1.7	2.1	-0.5	1.4
Advertising services.....		517311-502	21.5	0.0	-0.3	21.7	0.0	0.0
Internet access services.....		517311-6	-0.1	-0.3	0.8	0.5	0.0	0.4
Residential Internet access services.....		517311-601	1.1	-0.3	1.0	0.4	0.0	0.5
Business Internet access services.....		517311-602	-2.9	-0.1	0.4	0.8	0.0	0.3
Bundled access services.....		517311-7	2.8	1.9	1.6	0.4	-0.3	3.1
Other wired telecommunications services.....		517311-9	-0.1	0.0	0.0	-0.2	0.0	0.1
Wireless telecommunications carriers.....	517312		1.0	0.0	0.0	-0.3	0.0	0.0
Primary services.....		517312-P	1.0	0.0	0.0	-0.3	0.0	0.0
Wireless telecommunications services.....		517312-1	1.0	0.0	0.0	-0.3	0.0	0.0
Data processing and related services.....	5182		1.7	0.2	0.3	0.1	-0.2	0.4
Data processing and related services.....	51821		1.7	0.2	0.3	0.1	-0.2	0.4
Data processing, hosting and related services.....	518210		1.7	0.2	0.3	0.1	-0.2	0.4
Primary services.....		518210-P	2.1	0.3	0.4	0.1	-0.3	0.5
Business process management services.....		518210-1	0.2	0.0	0.0	0.0	0.0	0.0
Data management, information transformation, and related services.....		518210-4	0.1	0.0	0.0	0.0	0.0	0.0
Hosting, ASP, and other IT infrastructure provisioning services.....		518210-5	3.6	0.5	0.6	0.2	-0.5	0.9
Other receipts.....		518210-SM	0.0	0.0	0.0	0.0	0.0	0.0
Depository credit intermediation.....	5221		7.6	-0.5	3.2	1.0	0.0	1.6

See footnotes at end of table.

Table 12. Producer price index percentage changes for the net output of selected industries and their products, not seasonally adjusted — Continued
 [April 2024]

Title ¹	Industry code	Product code	Unadjusted 12-month percent change ²	Unadjusted 1-month percent change ²				
				Apr. 2023 to Apr. 2024 ^P	Nov. to Dec.	Dec. to Jan. ^P	Jan. to Feb. ^P	Feb. to Mar. ^P
Commercial banking.....	52211		7.6	-0.5	3.4	1.1	0.1	1.5
Commercial banking.....	522110		7.6	-0.5	3.4	1.1	0.1	1.5
Primary services.....		522110-P	7.6	-0.5	3.4	1.1	0.1	1.5
Loan services.....		522110-1	3.6	-2.2	4.6	1.0	-1.0	2.6
Residential real estate loans, except home equity.....		522110-101	30.6	10.4	-1.1	9.5	4.7	3.2
Nonresidential real estate loans.....		522110-102	0.4	-3.9	7.3	0.8	-2.7	2.9
Home equity loans.....		522110-103	-6.5	-2.0	2.5	-5.9	-4.2	4.3
Commercial, industrial, and agricultural loans, except real estate.....		522110-105	1.7	-5.0	4.7	-0.6	-0.4	1.5
New and used auto and truck loans.....		522110-106	2.9	-4.4	5.9	6.6	-1.8	6.7
Credit cards, overdraft credit, and related plans.....		522110-107	1.0	0.1	3.7	0.3	-2.7	1.2
Other loan services.....		522110-108	-1.1	-1.6	2.1	0.6	-0.3	1.6
Deposit services.....		522110-2	20.2	3.3	1.1	1.2	2.4	0.0
Demand deposits.....		522110-201	31.2	1.3	3.0	0.0	2.2	-0.6
Time and other deposits.....		522110-202	10.6	5.6	-0.9	2.4	2.7	0.6
Trust services.....		522110-3	2.1	-0.1	0.0	2.8	0.0	0.0
Other banking services.....		522110-4	-6.8	-0.2	0.0	0.0	0.0	-7.1
Savings institutions.....	52218		6.7	0.7	0.5	-1.2	-0.4	2.4
Savings institutions and other depository credit intermediation.....	522180		6.7	0.7	0.5	-1.2	-0.4	2.4
Primary services.....		522180-P	6.7	0.7	0.5	-1.2	-0.5	2.4
Loan services.....		522180-1	11.1	0.7	1.8	-1.5	-3.6	3.7
Residential real estate loans, except home equity.....		522180-101	-1.1	-4.1	5.5	-3.7	-4.6	1.3
Nonresidential real estate loans.....		522180-102	15.4	2.0	2.3	-0.8	-5.1	2.2
Home equity loans.....		522180-103	2.1	1.1	2.3	0.9	-5.4	2.4
Commercial, industrial, and agricultural loans, except real estate.....		522180-105	13.2	5.3	-3.0	-1.4	-3.9	3.9
New and used auto and truck loans.....		522180-106	27.4	-0.3	2.0	0.8	1.5	5.5
Credit cards, overdraft credit, and related plans.....		522180-109	24.3	-1.2	3.2	-2.6	-1.1	7.6
Other loan services.....		522180-111	-0.2	-1.5	2.7	-1.3	-3.0	5.7
Deposit services.....		522180-2	-3.4	0.9	-3.1	-0.6	9.0	-1.0
Demand deposits.....		522180-201	19.3	3.4	-1.9	3.5	6.2	-1.1
Time and other deposits.....		522180-202	-10.4	-0.1	-3.6	-2.3	10.2	-1.0
Trusts and other banking services.....		522180-3	0.9	0.0	0.9	0.0	0.0	0.0
Security, commodity contracts and like activity.....	523		12.6	1.7	3.2	0.2	2.0	1.6
Securities and commodity contracts intermediation and brokerage.....	5231		11.7	1.0	0.3	0.1	3.3	-0.7
Investment banking and securities intermediation.....	52315		11.7	1.0	0.3	0.1	3.3	-0.7
Investment banking and securities intermediation.....	523150		11.7	1.0	0.3	0.1	3.3	-0.7
Primary services.....		523150-P	11.7	1.0	0.3	0.1	3.3	-0.7
Securities brokerage.....		523150-1	7.9	1.6	0.7	0.1	1.1	0.0
Brokerage services.....		523150-101	4.1	1.5	0.9	0.0	0.4	0.0
Brokerage services, equities and ETFs.....		523150-1011	11.1	3.9	1.9	0.0	0.9	0.0
Brokerage services, all other securities.....		523150-1012	-0.1	0.0	0.2	0.0	0.0	0.0
Other securities related services including margin lending and mutual fund sales.....		523150-102	9.6	1.6	0.6	0.1	1.4	0.0
Investment banking and securities dealing.....		523150-2	14.4	0.6	0.1	0.2	4.8	-1.2
Dealer transactions.....		523150-201	27.2	4.4	-0.3	8.5	9.2	-2.8
Dealer transactions, equity securities.....		523150-2011	69.0	7.4	-3.5	18.9	14.9	-3.6
Dealer transactions, debt securities and all other trading.....		523150-2012	-15.2	0.2	4.6	-6.3	-0.9	-1.0
Investment banking services.....		523150-202	15.4	-0.7	0.3	3.4	7.6	-1.4
Other securities dealing services.....		523150-203	6.5	-0.6	0.1	-6.3	0.2	0.0
Portfolio management and investment advice.....	52394		13.4	2.4	5.9	0.3	0.9	3.7
Portfolio management and investment advice.....	523940		13.4	2.4	5.9	0.3	0.9	3.7
Primary services.....		523940-P	13.4	2.4	5.9	0.3	0.9	3.7
Portfolio management.....		523940-1	13.7	1.6	6.5	0.2	0.6	3.9
Mutual fund and exchange traded fund management.....		523940-11	3.5	2.0	4.8	0.3	1.1	2.5
Management of equity funds.....		523940-1101	1.3	1.8	5.4	0.6	1.7	4.8
Management of bond funds.....		523940-1102	2.5	2.6	5.4	-0.1	0.2	-1.8
Management of other funds.....		523940-1103	12.4	1.9	2.5	0.0	0.0	-0.6
Private portfolio management.....		523940-12	19.6	1.4	7.3	0.1	0.4	4.7
Management of equity private portfolios.....		523940-1201	31.2	2.0	10.7	0.2	0.6	7.6
Management of bond private portfolios.....		523940-1202	5.1	0.5	2.9	0.0	0.0	0.8
Management of other private portfolios.....		523940-1203	1.5	0.6	1.4	0.0	0.1	-1.0
Investment advice.....		523940-2	11.8	7.2	2.4	0.8	2.8	2.3
Investment advisory services.....		523940-21	11.8	7.2	2.4	0.8	2.8	2.3

See footnotes at end of table.

Table 12. Producer price index percentage changes for the net output of selected industries and their products, not seasonally adjusted — Continued
 [April 2024]

Title ¹	Industry code	Product code	Unadjusted 12-month percent change ²	Unadjusted 1-month percent change ²				
				Apr. 2023 to Apr. 2024 ^P	Nov. to Dec.	Dec. to Jan. ^P	Jan. to Feb. ^P	Feb. to Mar. ^P
Insurance carriers and related activities.....	524		2.8	0.4	1.0	0.1	0.1	-0.1
Insurance carriers.....	5241		2.9	0.4	1.0	0.1	0.1	-0.1
Direct life/health/medical insurance carriers.....	52411		1.0	0.0	1.3	0.0	0.0	-0.2
Direct life insurance carriers.....	524113		-2.1	0.0	-0.4	-0.2	0.0	-0.5
Primary services.....		524113-P	-2.1	0.0	-0.4	-0.2	0.0	-0.5
Life insurance policies.....		524113-1	-2.6	0.0	-0.5	-0.3	0.0	-0.7
Individual life insurance policies.....		524113-101	-2.2	0.0	-0.1	-0.4	0.0	-0.8
Term life insurance policies.....		524113-10101	0.2	0.1	0.0	0.0	0.0	0.0
Whole life insurance policies.....		524113-10102	0.0	0.0	0.0	0.0	0.0	0.0
Universal life insurance policies.....		524113-10103	-6.5	0.0	0.0	-1.7	0.0	0.1
Variable-universal and other individual life insurance policies.....		524113-10105	-3.3	0.0	-0.2	0.0	0.0	-3.1
Group life insurance policies.....		524113-102	-4.2	0.0	-2.3	0.0	0.0	-0.4
Annuities.....		524113-2	0.8	-0.1	0.2	0.0	0.0	0.4
Variable deferred annuities.....		524113-201	0.7	0.0	0.3	0.0	0.0	0.7
Fixed-rate deferred annuities.....		524113-202	1.6	-0.1	0.0	0.0	0.0	0.0
Immediate annuities.....		524113-203	-1.7	-0.5	0.6	-0.3	0.0	-0.2
Disability insurance policies.....		524113-3	-0.5	0.0	-0.5	0.0	0.0	0.0
Direct health and medical insurance carriers.....	524114		2.3	0.0	2.0	0.0	0.0	0.0
Primary services.....		524114-P	2.3	0.0	2.0	0.0	0.0	0.0
Medical service plans.....		524114-1	2.3	0.0	2.0	0.0	0.0	0.0
Comprehensive medical service plans.....		524114-101	1.6	0.0	1.0	0.1	0.0	0.0
Group managed care medical service plans.....		524114-10101	0.6	-0.1	1.1	0.2	0.0	0.0
Group fee-for-service medical service plans.....		524114-10102	7.3	0.0	0.0	0.0	0.0	0.0
Individual comprehensive medical service plans.....		524114-10103	1.0	0.0	1.1	0.0	0.0	0.0
Non-comprehensive medical service plans.....		524114-103	2.9	0.0	2.8	0.0	0.0	0.0
Dental service plans.....		524114-10301	1.5	0.0	0.9	0.0	0.0	0.0
Supplemental Medicare service plans.....		524114-10302	2.4	0.0	1.7	0.0	0.0	0.0
Other medical service plans.....		524114-10303	3.5	0.0	3.8	0.0	0.0	0.0
Indemnity health insurance plans.....		524114-2	0.1	0.0	0.0	0.0	0.0	0.0
Other direct insurance carriers.....	52412		7.0	1.2	0.4	0.4	0.4	0.1
Direct property and casualty insurers.....	524126		7.0	1.2	0.4	0.4	0.4	0.1
Primary services.....		524126-P	7.0	1.2	0.4	0.4	0.4	0.1
Private passenger auto insurance.....		524126-1	9.2	1.2	0.8	0.4	0.3	0.1
Homeowner's insurance.....		524126-2	9.2	0.4	0.0	0.9	0.8	0.2
Commercial auto insurance.....		524126-3	5.9	0.0	1.2	0.4	0.4	0.3
Non-auto liability insurance.....		524126-4	5.7	1.4	-0.1	0.0	0.9	-0.1
Medical malpractice insurance.....		524126-402	-2.0	0.0	-1.9	0.0	0.0	-1.0
Product and other non-auto liability insurance.....		524126-403	6.9	1.6	0.1	0.0	1.0	0.0
Commercial multiple peril insurance.....		524126-5	8.9	5.6	0.0	0.0	0.2	0.0
Worker's compensation insurance.....		524126-6	-5.9	0.0	-1.7	0.0	0.0	0.0
Other property and casualty insurance.....		524126-7	1.1	0.0	0.7	0.4	0.1	0.6
Insurance agencies and brokerages.....	52421		0.2	0.1	0.0	0.3	0.0	0.0
Insurance agencies and brokerages.....	524210		0.2	0.1	0.0	0.3	0.0	0.0
Primary services.....		524210-P	0.3	0.1	0.0	0.3	0.0	0.0
Sale of property and casualty insurance.....		524210-1	-0.3	0.1	0.0	0.0	0.0	0.0
Sale of personal property and casualty insurance.....		524210-101	0.6	0.1	0.0	0.0	0.0	0.0
Sale of private passenger auto insurance.....		524210-10101	0.8	0.2	0.0	0.0	0.0	0.0
Sale of homeowner's insurance.....		524210-10102	0.2	0.0	0.0	0.0	0.0	0.0
Sale of other personal property and casualty insurance.....		524210-10103	0.1	0.0	0.0	0.0	0.0	0.0
Sale of commercial property and casualty insurance.....		524210-102	-1.2	0.0	0.0	0.0	0.0	0.0
Sale of life insurance and annuities.....		524210-2	3.0	0.0	0.0	3.0	0.0	0.0
Sale of health and medical insurance.....		524210-3	0.8	0.2	0.0	0.0	0.0	0.0
Sale of other insurance.....		524210-4	0.1	0.0	0.0	0.0	0.0	0.0
Lessors of nonresidential buildings (except miniwarehouses).....	53112		2.1	1.1	1.9	-3.7	-0.2	-1.1
Lessors of nonresidential buildings.....	531120		2.1	1.1	1.9	-3.7	-0.2	-1.1
Primary services.....		531120-P	2.1	1.1	1.9	-3.7	-0.2	-1.1
Leasing of shopping centers and retail stores.....		531120-1	0.7	3.2	1.7	-7.0	-2.0	1.7
Leasing of professional and office buildings.....		531120-2	1.2	-1.6	1.3	-2.0	1.1	-0.3
Leasing of manufacturing and industrial buildings.....		531120-3	5.9	0.6	5.1	0.0	0.1	0.1
Leasing of other nonresidential buildings and facilities.....		531120-7	6.4	3.2	2.0	-1.9	0.7	-11.3
Lessors of miniwarehouse and self storage units.....	53113		-0.8	0.6	0.0	-1.8	-0.7	-0.8

See footnotes at end of table.

Table 12. Producer price index percentage changes for the net output of selected industries and their products, not seasonally adjusted — Continued
 [April 2024]

Title ¹	Industry code	Product code	Unadjusted 12-month percent change ²	Unadjusted 1-month percent change ²				
				Apr. 2023 to Apr. 2024 ^P	Nov. to Dec.	Dec. to Jan. ^P	Jan. to Feb. ^P	Feb. to Mar. ^P
Miniwarehouse and self-storage unit operators.....	531130		-0.8	0.6	0.0	-1.8	-0.7	-0.8
Primary services.....		531130-P	-0.7	0.6	0.0	-1.8	-0.7	-0.8
Miniwarehouse and self-storage unit operation.....		531130-1	-0.7	0.6	0.0	-1.8	-0.7	-0.8
Offices of real estate agents and brokers.....	5312		4.8	-0.2	-0.5	-0.3	-0.3	1.8
Offices of real estate agents and brokers.....	53121		4.8	-0.2	-0.5	-0.3	-0.3	1.8
Offices of real estate agents and brokers.....	531210		4.8	-0.2	-0.5	-0.3	-0.3	1.8
Primary services.....		531210-P	4.8	-0.2	-0.5	-0.3	-0.3	1.8
Real estate brokerage, residential property sales and leases.....		531210-1	6.8	0.1	-0.3	-0.4	-0.3	2.2
Real estate brokerage, nonresidential property sales and leases including land sales and leases.....		531210-6	-3.7	-1.8	-1.0	0.0	0.0	0.4
Real estate brokerage, nonresidential property sales including land sales.....		531210-601	-6.0	-2.7	-1.6	0.0	0.0	0.6
Real estate brokerage, nonresidential property leases including land leases.....		531210-602	0.9	0.0	0.0	0.0	0.0	0.0
Real estate property managers.....	53131		5.4	0.3	0.7	1.4	0.1	0.4
Residential property managers.....	531311		4.9	-0.3	3.5	-0.1	0.0	0.4
Primary services.....		531311-P	4.9	-0.3	3.5	-0.1	0.0	0.4
Residential property management services.....		531311-1	4.9	-0.3	3.5	-0.1	0.0	0.4
Nonresidential property managers.....	531312		6.2	1.4	-3.7	4.1	0.3	0.4
Primary services.....		531312-P	6.2	1.4	-3.7	4.1	0.3	0.4
Nonresidential property management services.....		531312-1	6.2	1.4	-3.7	4.1	0.3	0.4
Offices of real estate appraisers.....	531320		-0.7	0.0	2.0	0.0	0.7	0.0
Primary services.....		531320-P	-0.7	0.0	2.0	0.0	0.7	0.0
Real estate appraisal services.....		531320-1	-0.7	0.0	2.0	0.0	0.7	0.0
Automotive equipment rental and leasing.....	5321		-1.0	-0.6	-4.2	0.8	5.4	-0.1
Passenger car rental and leasing.....	53211		-1.5	-0.6	-6.4	1.4	8.2	-0.5
Passenger car rental.....	532111		-1.5	-0.6	-6.4	1.4	8.2	-0.5
Primary services.....		532111-P	-1.5	-0.6	-6.4	1.4	8.2	-0.5
Standard passenger car rental.....		532111-2	-3.7	-1.0	-9.0	1.6	11.2	-1.0
Passenger car rental for business travel.....		532111-211	-3.2	4.2	-13.5	0.8	9.1	-1.5
Passenger car rental for leisure travel.....		532111-221	-3.9	-2.8	-7.3	1.9	11.9	-0.8
Replacement passenger car rental.....		532111-3	5.1	0.3	0.6	0.8	0.8	0.8
Truck, utility trailer and RV rental and leasing.....	53212		0.0	-0.4	0.0	-0.2	0.4	0.6
Truck, utility trailer, and RV rental and leasing.....	532120		0.0	-0.4	0.0	-0.2	0.4	0.6
Primary services.....		532120-P	0.1	-0.5	0.0	-0.4	0.6	0.6
Rental of trucks, truck trailers, RVs.....		532120-1	-3.3	-1.3	0.0	-1.5	0.5	1.5
Leasing of trucks, truck trailers, and RVs.....		532120-4	2.4	-0.1	0.0	0.3	0.6	0.0
Other receipts.....		532120-SM	-0.8	0.4	0.0	0.8	-1.0	0.2
Other heavy machinery rental and leasing.....	532412		0.5	0.2	0.1	-0.4	0.9	-0.4
Primary services.....		532412-P	0.1	0.2	0.1	-1.1	1.1	-0.5
Construction equipment rental and leasing.....		532412-1	0.2	0.3	0.1	-1.5	1.6	-0.8
Oilfield and well drilling equipment rental and leasing.....		532412-2	0.0	0.0	0.0	0.0	0.0	0.0
Other receipts.....		532412-SM	2.6	0.0	0.0	2.6	0.0	0.0
Legal services.....	5411		6.7	0.1	4.0	1.4	-0.2	0.4
Offices of lawyers.....	54111		6.7	0.1	4.0	1.4	-0.2	0.4
Offices of lawyers.....	541110		6.7	0.1	4.0	1.4	-0.2	0.4
Primary services.....		541110-P	6.7	0.1	4.0	1.4	-0.2	0.4
Labor and employment legal services.....		541110-A	3.4	0.2	1.8	0.5	-0.6	-2.2
Other legal services.....		541110-C	1.5	0.0	0.3	1.1	0.0	0.0
Real estate legal services.....		541110-2	2.6	0.5	2.5	0.9	-0.1	-1.4
Civil negligence legal services.....		541110-3	5.6	0.1	3.8	0.7	0.0	0.6
Defendant representation.....		541110-301	5.2	0.0	3.4	1.1	0.0	1.0
Plaintiff representation.....		541110-302	6.3	0.2	4.4	0.1	0.1	0.0
Wills, estate planning, and probate.....		541110-6	6.3	0.0	4.7	1.6	0.0	0.0
Business and commercial legal services.....		541110-9	10.3	0.2	5.7	2.1	-0.4	1.2
Tax legal services.....		541110-901	7.0	0.0	6.2	0.4	0.0	0.4
Intellectual property legal services.....		541110-902	1.9	-1.0	5.5	0.5	-0.6	-4.0
Bankruptcy and other business and commercial legal services.....		541110-903	12.3	0.4	5.8	2.5	-0.3	2.3
Offices of certified public accountants.....	541211		8.5	-0.7	3.1	1.5	0.3	0.7
Primary services.....		541211-P	8.3	-0.4	3.2	1.3	-0.3	0.5
Other accounting services.....		541211-A	15.6	-3.5	2.7	-0.6	-0.6	0.1
Financial auditing.....		541211-4	8.4	0.4	4.4	0.1	-0.9	0.7

See footnotes at end of table.

Table 12. Producer price index percentage changes for the net output of selected industries and their products, not seasonally adjusted — Continued
 [April 2024]

Title ¹	Industry code	Product code	Unadjusted 12-month percent change ²	Unadjusted 1-month percent change ²				
				Apr. 2023 to Apr. 2024 ^P	Nov. to Dec.	Dec. to Jan. ^P	Jan. to Feb. ^P	Feb. to Mar. ^P
Offices of certified public accountants - Continued								
Tax preparation and planning.....		541211-5	5.2	0.0	1.8	3.6	0.4	0.3
Bookkeeping and compilation.....		541211-9	9.0	0.4	4.2	1.5	0.2	1.1
Other accounting services.....	541219		9.7	2.0	7.3	0.0	0.0	0.0
Primary services.....		541219-P	9.7	2.0	7.3	0.0	0.0	0.0
Other accounting services (non-CPA firms).....		541219-1	9.7	2.0	7.3	0.0	0.0	0.0
Architectural, engineering and related services.....	5413		2.6	0.0	1.0	0.1	0.0	0.5
Architectural services.....	54131		1.6	0.0	0.5	0.0	0.0	0.2
Architectural services.....	541310		1.6	0.0	0.5	0.0	0.0	0.2
Primary services.....		541310-P	1.8	0.0	0.5	0.0	0.0	0.2
Residential building projects.....		541310-1	0.4	0.0	0.4	0.0	0.0	0.3
Nonresidential building projects.....		541310-7	2.2	0.0	0.6	0.1	0.0	0.2
Commercial and industrial building projects.....		541310-71	2.7	0.1	0.4	0.1	0.0	0.1
Institutional building projects.....		541310-72	2.2	0.0	0.9	0.1	0.0	0.3
Other architectural services, incl. historic restoration & architectural consulting services.....		541310-8	2.3	0.0	0.0	0.0	0.0	0.0
Engineering services.....	54133		2.8	0.0	1.1	0.1	0.0	0.5
Engineering services.....	541330		2.8	0.0	1.1	0.1	0.0	0.5
Primary services.....		541330-P	2.9	0.0	1.2	0.1	0.0	0.5
Building related engineering projects.....		541330-1	3.0	0.0	0.2	0.0	0.0	0.9
Residential building engineering projects.....		541330-101	0.5	0.0	0.0	0.0	0.0	0.5
Commercial, public, and institutional building engineering projects.....		541330-102	2.1	0.0	0.8	0.0	0.0	1.0
Industrial and manufacturing plant and process engineering projects.....		541330-103	4.0	0.0	-0.1	0.0	0.0	0.9
Non-building related engineering projects.....		541330-2	2.9	0.0	1.8	0.1	0.0	0.3
Transportation engineering projects.....		541330-201	3.2	0.0	1.6	0.1	0.0	0.4
Highway and roadway engineering projects.....		541330-20101	2.8	0.0	1.2	0.1	0.0	0.3
Other transportation engineering projects, including mass transit engineering projects.....		541330-20102	3.8	0.0	2.1	0.1	0.0	0.5
Municipal utility and power generation and distribution engineering projects.....		541330-202	4.1	0.0	2.2	0.4	0.0	0.7
All other non-building related engineering projects.....		541330-203	2.2	0.0	1.9	0.0	0.1	0.1
Other receipts.....		541330-SM	1.2	0.0	0.2	0.1	-0.1	0.0
Management and technical consulting services.....	5416		4.0	0.5	-0.1	-0.1	0.1	2.0
Management consulting services.....	54161		4.0	0.5	-0.1	-0.1	0.1	2.0
Management consulting services.....	541610		4.9	0.7	-0.1	-0.3	0.1	2.6
Primary services.....		541610-P	5.7	0.9	-0.2	-0.4	0.1	3.2
Administrative and general management consulting services.....		541610-1	8.0	1.5	-0.6	-0.3	-0.1	5.2
Marketing consulting services.....		541610-3	0.1	0.0	0.1	0.0	0.0	0.0
Process, physical distribution and logistics consulting services.....		541610-4	6.7	-0.7	1.4	-2.5	1.4	0.5
Human resources consulting services.....		541610-5	3.5	-0.2	0.3	0.0	0.1	0.0
Advertising agencies.....	54181		-0.1	0.0	0.0	0.0	0.0	0.0
Advertising agencies.....	541810		-0.1	0.0	0.0	0.0	0.0	0.0
Primary services.....		541810-P	-0.2	0.0	0.0	0.0	0.0	0.0
Advertising agency services.....		541810-4	-0.2	0.0	0.0	0.0	0.0	0.0
Advertising creative services billed separately.....		541810-401	0.1	0.2	-0.1	0.0	0.0	0.0
Advertising placement services, including bundled placement and creative services.....		541810-402	-0.3	0.0	0.0	0.0	0.0	0.0
Other advertising services billed separately.....		541810-403	0.0	0.0	0.0	0.0	0.0	0.0
Employment services.....	5613		-1.2	0.3	0.1	-0.6	-0.1	-0.7
Employee leasing services.....	56133		-0.7	0.0	0.0	0.0	0.0	-0.8
Professional employer organizations.....	561330		-0.7	0.0	0.0	0.0	0.0	-0.8
Primary services.....		561330-P	-0.7	0.0	0.0	0.0	0.0	-0.8
Co-employment staffing.....		561330-1	-0.7	0.0	0.0	0.0	0.0	-0.8
Staffing services (except PEOs).....	56138		-1.5	0.4	0.2	-1.0	-0.2	-0.7
Staffing services (except PEOs).....	561380		-1.5	0.4	0.2	-1.0	-0.2	-0.7
Primary services.....		561380-P	-1.5	0.5	0.2	-1.0	-0.2	-0.7
Temporary help services.....		561380-1	-1.0	0.4	0.2	0.1	-0.2	-1.1
Temporary help services, office and clerical.....		561380-101	0.7	-0.2	0.3	-0.8	-0.3	-0.6
Temporary help services, light and heavy industrial.....		561380-102	1.3	0.4	0.3	1.2	-0.1	-2.6
Temporary help services, technical and professional.....		561380-103	2.8	1.1	0.7	0.1	0.3	-0.1
Temporary help services, medical.....		561380-104	-20.0	-0.6	-1.9	0.1	-2.0	-4.0

See footnotes at end of table.

Table 12. Producer price index percentage changes for the net output of selected industries and their products, not seasonally adjusted — Continued
 [April 2024]

Title ¹	Industry code	Product code	Unadjusted 12-month percent change ²	Unadjusted 1-month percent change ²					
				Apr. 2023 to Apr. 2024 ^P	Nov. to Dec.	Dec. to Jan. ^P	Jan. to Feb. ^P	Feb. to Mar. ^P	Mar. to Apr. ^P
Staffing services (except PEOs) - Continued									
Temporary help services, other.....		561380-105	0.4	-0.2	0.0	-1.7	0.3	2.2	
Employment placement services.....		561380-2	-10.8	0.8	0.4	-16.5	0.0	5.4	
Executive search services.....		561380-3	4.3	2.3	-0.4	-0.1	-1.4	-0.8	
Travel agencies.....	56151		3.0	-0.3	-0.3	0.1	-0.3	0.4	
Travel agencies.....	561510		3.0	-0.3	-0.3	0.1	-0.3	0.4	
Primary services.....		561510-P	3.6	-0.5	-0.4	0.2	-0.5	0.6	
Flight bookings.....		561510-1	2.5	-0.4	-0.2	-0.3	-0.6	1.0	
Domestic flight bookings.....		561510-111	6.8	-0.2	-1.6	-0.7	0.0	0.0	
International flight bookings.....		561510-112	-0.5	-0.5	1.0	0.1	-1.1	1.8	
Other travel agency services, except flight bookings.....		561510-2	4.2	-0.5	-0.6	0.5	-0.4	0.3	
Hotel and car rental bookings.....		561510-211	-5.0	-0.1	-1.4	0.1	-0.1	1.0	
Hotel bookings.....		561510-2111	-5.1	-0.1	-1.3	0.1	-0.1	1.0	
Car rental bookings.....		561510-2112	8.7	-1.2	-6.8	-0.5	-0.1	6.2	
Cruise and tour bookings.....		561510-222	7.1	-1.5	-0.9	1.6	-1.2	0.3	
Cruise bookings.....		561510-2221	12.0	-1.6	-0.6	2.1	-1.4	0.3	
Packaged tour bookings.....		561510-2222	-13.5	-1.1	-2.4	-0.9	0.0	0.0	
All other travel agency services.....		561510-233	7.2	0.0	0.0	0.0	0.0	0.0	
Security guards and patrol services.....	561612		11.8	2.4	2.8	0.6	-0.1	0.2	
Primary services.....		561612-P	11.8	2.4	2.8	0.6	-0.1	0.2	
Security guard services.....		561612-1	11.8	2.4	2.8	0.6	-0.1	0.2	
Janitorial services.....	56172		-0.1	0.0	2.0	0.0	0.0	-0.1	
Janitorial services.....	561720		-0.1	0.0	2.0	0.0	0.0	-0.1	
Primary services.....		561720-P	-0.3	0.0	1.9	0.0	0.0	-0.1	
Janitorial cleaning services.....		561720-5	-0.3	0.0	1.9	0.0	0.0	-0.1	
Nonresidential cleaning services.....		561720-51	-0.4	0.0	2.1	0.0	0.0	-0.2	
Residential cleaning services.....		561720-52	0.0	0.0	0.0	0.0	0.0	0.0	
Waste collection.....	5621		4.2	-0.9	0.2	-0.5	2.2	1.1	
Waste collection.....	56211		4.2	-0.9	0.2	-0.5	2.2	1.1	
Solid waste collection.....	562111		4.2	-0.9	0.2	-0.5	2.2	1.1	
Primary services.....		562111-P	4.5	-0.9	0.3	-0.6	2.4	1.2	
Solid waste collection services.....		562111-2	4.5	-0.9	0.3	-0.6	2.4	1.2	
Offices of physicians.....	6211		1.6	0.1	0.9	0.0	0.2	0.1	
Offices of physicians.....	62111		1.6	0.1	0.9	0.0	0.2	0.1	
Offices of physicians, except mental health.....	621111		1.6	0.1	0.9	0.0	0.2	0.1	
Primary services.....		621111-P	1.6	0.1	0.9	0.0	0.2	0.1	
One and two physician practices and single specialty group practices.....		621111-4	-0.2	0.1	-0.7	0.0	0.3	0.0	
General/family practice.....		621111-411	0.7	0.0	-0.1	0.0	0.1	0.0	
Internal medicine.....		621111-412	-0.8	0.0	-1.6	-0.1	0.6	0.0	
General surgery and other surgical specialties.....		621111-413	-0.2	-0.1	-0.6	0.0	0.5	0.0	
Pediatrics.....		621111-414	0.2	0.0	0.0	0.0	0.0	0.0	
Obstetrics/gynecology.....		621111-415	0.0	0.0	0.0	0.0	0.0	0.0	
Other specialty.....		621111-419	-0.5	0.4	-0.8	0.0	0.4	0.1	
Multispecialty group practice.....		621111-5	5.6	0.1	4.2	0.1	0.1	0.1	
Offices of dentists.....	6212		4.3	0.1	0.3	1.6	-0.2	2.0	
Offices of dentists.....	62121		4.3	0.1	0.3	1.6	-0.2	2.0	
Offices of dentists.....	621210		4.3	0.1	0.3	1.6	-0.2	2.0	
Primary services.....		621210-P	4.3	0.1	0.3	1.6	-0.2	2.0	
Dental visits and consultations.....		621210-1	2.2	0.0	0.1	1.3	-0.4	0.1	
Private insurance patients: dental visits and consultations.....		621210-11	2.5	0.0	0.0	1.3	0.0	0.0	
Medicare, Medicaid and all other patients: dental visits and consultations.....		621210-12	1.7	0.0	0.3	1.2	-1.1	0.3	
Dental surgical intervention services.....		621210-2	3.2	0.0	0.3	2.7	0.0	0.2	
Private insurance patients: dental surgical intervention services.....		621210-21	1.5	0.0	0.3	1.3	0.0	0.0	
Medicare, Medicaid and all other patients: dental surgical intervention services.....		621210-22	5.5	0.0	0.3	4.6	0.0	0.5	
Dental non-surgical intervention services.....		621210-3	6.2	0.2	0.4	1.5	0.0	3.8	
Private insurance patients: dental non-surgical intervention services.....		621210-31	9.4	0.0	0.3	2.1	0.0	6.7	
Medicare, Medicaid and all other patients: dental non-surgical intervention services.....		621210-32	2.3	0.4	0.5	0.8	0.0	0.2	
Medical and diagnostic laboratories.....	6215		0.2	0.0	0.2	0.0	-0.2	0.1	
Medical and diagnostic laboratories.....	62151		0.2	0.0	0.2	0.0	-0.2	0.1	

See footnotes at end of table.

Table 12. Producer price index percentage changes for the net output of selected industries and their products, not seasonally adjusted — Continued
 [April 2024]

Title ¹	Industry code	Product code	Unadjusted 12-month percent change ²	Unadjusted 1-month percent change ²				
				Apr. 2023 to Apr. 2024 ^P	Nov. to Dec.	Dec. to Jan. ^P	Jan. to Feb. ^P	Feb. to Mar. ^P
Medical laboratories.....	621511		0.3	0.0	-0.1	0.0	0.1	0.2
Primary services.....		621511-P	0.3	0.0	-0.1	0.0	0.1	0.2
Medical laboratory services.....		621511-2	0.3	0.0	-0.1	0.0	0.1	0.2
Medicare patients.....		621511-23	0.3	0.0	0.1	0.0	0.1	0.0
Medicaid patients.....		621511-24	-0.3	0.0	-0.3	0.0	0.0	0.0
Private insurance patients.....		621511-25	0.2	0.0	0.0	0.0	0.1	0.3
All other patients.....		621511-26	1.2	0.0	0.0	0.3	0.3	0.0
Diagnostic imaging centers.....	621512		0.2	0.0	0.7	0.0	-0.8	0.0
Primary services.....		621512-P	0.2	0.0	0.7	0.0	-0.8	0.0
Diagnostic imaging services.....		621512-4	0.2	0.0	0.7	0.0	-0.8	0.0
Medicare and Medicaid patients.....		621512-41	-0.4	-0.1	-0.7	0.0	0.3	0.0
Private insurance and all other patients.....		621512-42	0.3	0.0	1.2	0.0	-1.1	0.0
Home health care services.....	6216		2.5	0.1	0.5	0.0	0.0	0.0
Home health care services.....	62161		2.5	0.1	0.5	0.0	0.0	0.0
Home health care services.....	621610		2.5	0.1	0.5	0.0	0.0	0.0
Primary services.....		621610-P	2.5	0.1	0.5	0.0	0.0	0.0
Medicare and Medicaid patients.....		621610-3	2.5	0.0	0.4	0.0	0.0	0.0
Medicare patients.....		621610-31	1.1	0.0	0.0	0.0	0.0	0.0
Medicaid patients.....		621610-32	3.7	0.0	0.8	0.0	0.0	0.0
Private insurance and all other patients.....		621610-4	2.4	0.5	0.6	0.0	0.0	0.0
Private insurance patients.....		621610-41	3.0	0.0	0.0	0.0	0.0	0.0
All other patients.....		621610-42	2.3	0.5	0.7	0.0	0.0	0.0
Other receipts.....		621610-SM	2.8	0.0	1.0	0.0	0.0	0.0
All other ambulatory health care services.....	62199		5.7	0.7	0.8	0.8	0.1	0.0
Blood and organ banks.....	621991		5.7	0.7	0.8	0.8	0.1	0.0
Primary services.....		621991-P	5.6	0.7	0.8	0.8	0.1	0.0
Human blood services.....		621991-1	4.2	0.5	0.4	0.8	0.0	0.1
Human red blood and whole blood services.....		621991-12	3.4	0.4	1.1	-0.3	0.7	0.0
Human blood plasma services.....		621991-13	5.3	0.7	-0.1	1.6	-0.4	0.3
Human blood platelet and other blood services.....		621991-14	2.6	0.2	0.4	0.5	-0.1	0.1
Human organ, bone, tissue, and other bank services.....		621991-2	8.7	1.0	1.6	0.8	0.2	-0.3
Other receipts.....		621991-SM	10.8	0.3	1.9	3.1	0.5	0.7
Hospitals.....	622		3.2	-0.1	1.3	0.3	-0.1	0.2
General medical and surgical hospitals.....	6221		3.1	-0.1	1.4	0.2	-0.1	0.2
General medical and surgical hospitals.....	62211		3.1	-0.1	1.4	0.2	-0.1	0.2
General medical and surgical hospitals.....	622110		3.1	-0.1	1.4	0.2	-0.1	0.2
Primary services.....		622110-P	3.3	-0.1	1.4	0.3	-0.1	0.2
Certain infectious and parasitic diseases.....		622110-201	3.4	0.0	3.2	0.2	-0.8	0.0
Neoplasms.....		622110-202	4.9	0.0	1.9	0.2	-2.1	2.8
Diseases of the blood & blood-forming organs & certain disorders involving the immune mechanism.....		622110-203	5.3	5.7	-0.5	0.1	0.0	0.0
Endocrine, nutritional and metabolic diseases.....		622110-204	2.3	0.0	2.7	0.0	0.0	0.7
Mental and behavioural disorders.....		622110-205	3.9	0.2	10.9	0.0	0.0	0.0
Diseases of the nervous system.....		622110-206	1.4	-2.7	1.7	0.0	0.0	0.0
Diseases of the circulatory system.....		622110-209	1.8	-0.5	1.2	0.0	0.0	0.0
Diseases of the respiratory system.....		622110-210	7.9	0.4	0.1	0.0	-0.1	0.0
Diseases of the digestive system.....		622110-211	4.8	0.0	1.0	0.7	0.1	-0.2
Diseases of the skin and subcutaneous tissue.....		622110-212	2.4	0.0	0.2	-0.2	0.5	-0.3
Diseases of the musculoskeletal system and connective tissue.....		622110-213	2.9	-0.5	0.6	0.0	0.2	0.1
Diseases of the genitourinary system.....		622110-214	4.7	-0.3	1.2	0.2	-0.3	0.0
Pregnancy, childbirth and the puerperium.....		622110-215	7.5	2.1	1.2	0.1	-0.2	0.1
Certain conditions originating in the perinatal period.....		622110-216	5.4	0.0	0.0	0.1	0.0	0.0
Symptoms, signs and abnormal clinical and laboratory findings, not elsewhere classified.....		622110-218	0.4	0.2	-0.2	-0.4	0.0	0.6
Injury, poisoning and certain other consequences of external causes.....		622110-219	3.5	0.0	1.3	0.6	0.2	0.0
Factors influencing health status and contact with health services.....		622110-221	2.2	0.0	0.3	1.3	0.1	0.0
Other diseases.....		622110-223	2.2	-0.3	1.2	0.3	0.0	0.0
Psychiatric and substance abuse hospitals.....	6222		1.8	0.0	-0.2	0.0	0.0	-0.1
Psychiatric and substance abuse hospitals.....	62221		1.8	0.0	-0.2	0.0	0.0	-0.1
Psychiatric and substance abuse hospitals.....	622210		1.8	0.0	-0.2	0.0	0.0	-0.1
Primary services.....		622210-P	1.8	0.0	-0.2	0.0	0.0	-0.1

See footnotes at end of table.

Table 12. Producer price index percentage changes for the net output of selected industries and their products, not seasonally adjusted — Continued
 [April 2024]

Title ¹	Industry code	Product code	Unadjusted 12-month percent change ²	Unadjusted 1-month percent change ²				
				Apr. 2023 to Apr. 2024 ^P	Nov. to Dec.	Dec. to Jan. ^P	Jan. to Feb. ^P	Feb. to Mar. ^P
Psychiatric and substance abuse hospitals - Continued								
Psychiatric hospitals.....		622210-3	2.0	0.0	-0.6	0.0	0.1	-0.1
Medicare patients: psychiatric hospitals.....		622210-31	0.9	0.0	-0.3	0.0	0.7	-0.1
Medicaid patients: psychiatric hospitals.....		622210-32	6.9	0.0	0.8	0.0	0.0	0.0
Private insurance and all other patients: psychiatric hospitals.....		622210-33	0.2	0.0	-1.2	0.0	0.0	-0.2
Other specialty hospitals.....	6223		5.4	-0.4	0.7	0.6	0.2	-0.1
Other specialty hospitals.....	62231		5.4	-0.4	0.7	0.6	0.2	-0.1
Other specialty hospitals.....	622310		5.4	-0.4	0.7	0.6	0.2	-0.1
Primary services.....		622310-P	6.1	-0.4	0.8	0.6	0.2	0.0
Specialty, except psychiatric and substance abuse, hospitals.....		622310-6	6.1	-0.4	0.8	0.6	0.2	0.0
Medicare patients.....		622310-61	2.3	-0.4	0.8	0.4	0.1	0.0
Medicaid patients.....		622310-62	32.4	0.9	0.9	1.0	3.0	0.0
Private insurance and all other patients.....		622310-63	3.9	-0.7	0.8	0.7	-0.4	0.0
Nursing care facilities.....	6231		4.5	1.2	0.3	-0.1	0.0	0.0
Nursing care facilities.....	62311		4.5	1.2	0.3	-0.1	0.0	0.1
Nursing care facilities.....	623110		4.5	1.2	0.3	-0.1	0.0	0.0
Primary services.....		623110-P	3.4	0.0	0.3	-0.1	0.0	0.1
Medicare and Medicaid patients.....		623110-1	5.0	-0.1	0.1	0.0	0.0	0.1
Medicaid patients.....		623110-101	6.4	-0.1	0.1	-0.1	0.1	0.1
Medicare patients.....		623110-102	2.9	0.0	0.0	0.0	0.0	0.0
Private insurance and all other patients.....		623110-3	1.4	0.0	0.6	-0.1	-0.1	0.0
Private insurance patients.....		623110-301	-0.6	0.0	0.0	0.0	0.0	0.0
All other patients.....		623110-302	1.8	0.1	0.7	-0.2	-0.1	0.0
Residential developmental disability homes.....	62321		6.1	0.1	2.1	0.0	0.0	0.0
Residential developmental disability homes.....	623210		6.1	0.1	2.1	0.0	0.0	0.0
Primary services.....		623210-P	6.2	0.2	2.4	0.0	0.0	0.0
Residential intellectual and developmental disability services.....		623210-1	6.2	0.2	2.4	0.0	0.0	0.0
Medicaid patients.....		623210-11	4.2	0.2	0.6	0.0	0.0	0.0
Non-Medicaid patients.....		623210-12	14.0	0.0	9.6	0.0	0.0	0.0
Amusement and theme parks.....	7131		4.2	2.0	-3.7	2.8	2.4	-1.3
Amusement and theme parks.....	71311		4.2	2.0	-3.7	2.8	2.4	-1.3
Amusement and theme parks.....	713110		4.2	2.0	-3.7	2.8	2.4	-1.3
Primary services.....		713110-P	3.9	2.1	-4.1	3.0	2.2	-1.0
Amusement and theme park admissions.....		713110-1	2.7	3.0	-6.0	3.5	2.2	-1.8
Amusement and theme park food and beverage sales.....		713110-2	2.9	0.0	0.0	0.0	1.6	0.9
Amusement and theme park merchandise sales, games, and other services.....		713110-3	31.0	0.0	4.0	13.7	4.9	0.5
Other receipts.....		713110-SM	9.4	0.3	2.4	-0.2	5.5	-6.2
Golf courses and country clubs.....	71391		4.3	1.0	2.3	0.1	0.6	-0.2
Golf courses and country clubs.....	713910		4.3	1.0	2.3	0.1	0.6	-0.2
Primary services.....		713910-P	4.5	1.0	2.4	0.1	0.6	-0.2
Membership dues and fees.....		713910-1	5.4	0.0	4.1	0.0	0.6	-0.1
Greens and guest fees.....		713910-2	3.3	4.0	0.9	-0.9	1.5	-0.6
Food and beverage sales.....		713910-3	3.3	0.7	0.0	1.6	0.0	-0.2
Equipment rentals and all other golf services.....		713910-4	6.0	-0.2	1.8	0.0	0.0	0.0
Fitness and recreational sports centers.....	71394		4.2	2.1	0.5	-0.9	1.6	0.1
Fitness and recreational sports centers.....	713940		4.2	2.1	0.5	-0.9	1.6	0.1
Primary services.....		713940-P	4.5	2.4	0.4	-1.1	1.9	0.1
Fitness and recreational facility memberships.....		713940-1	6.0	3.4	0.5	-1.5	2.7	0.1
Recreational facility admissions, classes, and other fitness center services.....		713940-2	1.1	0.0	0.2	0.0	0.0	0.0
Other receipts.....		713940-SM	2.2	0.0	1.7	0.0	0.0	0.0
Accommodation.....	721		0.0	-1.2	-0.2	1.5	2.6	-0.3
Accommodation.....	7211		0.0	-1.2	-0.2	1.5	2.6	-0.3
Hotels (exc casino hotels) and motels.....	72111		-1.2	-0.6	0.0	0.6	4.1	-0.4
Hotels and motels, except casino hotels.....	721110		-1.2	-0.6	0.0	0.6	4.1	-0.4
Primary services.....		721110-P	-1.2	-0.6	-0.1	0.6	4.1	-0.3
Guestroom rental.....		721110-1	-2.3	-0.8	-0.2	0.5	5.2	-0.3
Limited service hotels and motels guestroom rental.....		721110-101	3.2	-4.2	-4.4	9.1	8.6	-1.1
Full service hotels and motels guestroom rental.....		721110-102	-8.5	-4.8	-10.1	-0.2	4.5	5.8

See footnotes at end of table.

Table 12. Producer price index percentage changes for the net output of selected industries and their products, not seasonally adjusted — Continued
 [April 2024]

Title ¹	Industry code	Product code	Unadjusted 12-month percent change ²	Unadjusted 1-month percent change ²				
				Apr. 2023 to Apr. 2024 ^P	Nov. to Dec.	Dec. to Jan. ^P	Jan. to Feb. ^P	Feb. to Mar. ^P
Hotels and motels, except casino hotels - Continued								
Luxury and resort hotels guestroom rental.....		721110-103	2.2	6.1	13.2	-2.4	4.4	-5.5
Hotel and motel food and beverage and related services.....		721110-2	3.7	0.1	0.7	0.4	0.2	0.4
Hotel and motel food and nonalcoholic beverage and related services.....		721110-201	3.9	0.0	0.9	0.5	0.2	0.5
Hotel and motel alcoholic beverage and related services.....		721110-202	3.2	0.3	0.1	0.0	0.1	0.0
Other hotel and motel services.....		721110-5	1.8	0.4	0.2	2.6	-0.5	-2.8
Other receipts.....		721110-SM1	6.7	0.9	2.4	-1.2	0.8	-6.0
Casino hotels.....	72112		3.5	-2.7	-0.6	4.0	-1.6	-0.2
Casino hotels.....	721120		3.5	-2.7	-0.6	4.0	-1.6	-0.2
Primary services.....		721120-P	3.5	-2.9	-0.6	4.2	-1.6	-0.1
Casino hotel guestroom rental.....		721120-1	7.4	-19.4	1.3	22.9	-17.2	9.9
Casino hotel food and beverage and related services.....		721120-2	9.3	0.1	0.4	0.2	2.4	0.0
Casino hotel food and nonalcoholic beverage and related services.....		721120-201	9.3	-0.1	0.0	0.0	1.8	0.0
Casino hotel alcoholic beverage and related services.....		721120-202	9.4	0.3	1.4	0.6	3.7	0.0
Casino gaming receipts.....		721120-5	0.3	1.8	-1.6	0.2	2.5	-2.9
Other casino hotel services.....		721120-6	14.1	0.0	5.0	5.4	0.0	0.0
Other receipts.....		721120-SM1	-4.1	11.0	-1.3	-17.2	-0.5	-9.1
Commercial machinery repair and maintenance.....	8113		6.7	0.3	2.2	-0.1	0.0	1.1
Commercial machinery repair and maintenance.....	81131		6.7	0.3	2.2	-0.1	0.0	1.1
Commercial machinery repair and maintenance.....	811310		6.7	0.3	2.2	-0.1	0.0	1.1
Primary services.....		811310-P	6.6	0.3	2.1	-0.1	0.0	1.2
Maintenance and repair services for agricultural, construction, and mining machinery.....		811310-5	2.7	0.7	1.1	0.0	0.0	0.0
Maintenance and repair services for commercial and service industry machinery.....		811310-6	12.2	0.0	3.4	0.0	0.0	0.0
Maintenance and repair services for industrial machinery.....		811310-7	7.1	0.4	1.7	0.0	0.0	3.2
Maintenance and repair services for general purpose machinery.....		811310-8	2.4	0.0	2.7	-0.8	0.0	0.0
Special indexes								
New nonresidential building construction by contractor type/region.....	236400		-1.0	0.0	0.3	0.0	0.0	0.1
General contractors.....		236400-1	-0.5	-0.1	0.3	-0.1	0.1	0.2
General contractors, Northeast.....		236400-11	-0.8	0.0	0.3	-0.3	0.0	0.1
General contractors, South.....		236400-12	-0.6	0.0	0.1	0.0	0.3	-0.3
General contractors, Midwest.....		236400-13	0.3	-0.2	0.7	0.0	0.0	0.1
General contractors, West.....		236400-14	-0.9	-0.1	0.3	0.0	0.1	1.0
Plumbing, heating, and air conditioning contractors.....		236400-221	0.1	-0.3	0.4	-0.1	-1.1	-0.1
Plumbing, heating, and air conditioning contractors, Northeast.....		236400-2211	2.0	-0.4	0.7	0.0	0.0	0.6
Plumbing, heating, and air conditioning contractors, South.....		236400-2212	0.7	0.3	0.5	0.0	-2.8	-0.6
Plumbing, heating, and air conditioning contractors, Midwest.....		236400-2213	-1.0	-0.2	0.8	0.0	0.0	-0.5
Plumbing, heating, and air conditioning contractors, West.....		236400-2214	-1.8	-0.9	-0.6	-0.3	-0.9	0.3
Electrical contractors.....		236400-222	-3.1	0.1	-0.3	0.2	0.0	-0.8
Electrical contractors, Northeast.....		236400-2221	-2.7	0.0	-0.4	0.3	0.4	-0.8
Electrical contractors, South.....		236400-2222	-3.8	0.0	-0.5	0.1	0.0	-0.9
Electrical contractors, Midwest.....		236400-2223	-3.8	0.3	0.7	0.1	-0.4	-1.3
Electrical contractors, West.....		236400-2224	-1.8	0.0	-0.7	0.3	0.0	-0.2
Roofing contractors.....		236400-223	-0.3	-0.1	-0.1	0.0	-0.1	0.4
Roofing contractors, Northeast.....		236400-2231	1.5	-0.2	-0.8	0.0	0.0	1.3
Roofing contractors, South.....		236400-2232	-	-0.3	-	-	-	-
Roofing contractors, Midwest.....		236400-2233	1.1	0.0	1.6	0.0	0.0	0.2
Roofing contractors, West.....		236400-2234	-2.2	0.1	-0.3	-0.1	0.0	0.5
Poured concrete foundation and structure contractors.....		236400-224	0.1	0.1	0.9	-0.3	0.2	0.8
Poured concrete foundation and structure contractors, Northeast.....		236400-2241	1.4	0.2	0.7	0.0	0.0	-0.2
Poured concrete foundation and structure contractors, South.....		236400-2242	-1.3	-0.1	0.7	-0.7	0.2	1.0
Poured concrete foundation and structure contractors, Midwest.....		236400-2243	2.3	0.0	1.9	0.0	0.3	0.3
Poured concrete foundation and structure contractors, West.....		236400-2244	-0.2	0.5	0.4	0.0	0.3	1.4
New nonresidential building construction by region.....	236500		-1.1	0.0	0.3	0.0	0.1	0.1
New nonresidential building construction, Northeast.....		236500-1	0.5	0.3	0.0	-0.1	0.5	0.1
New nonresidential building construction, South.....		236500-2	-1.2	0.0	0.1	-0.1	-0.1	-0.1
New nonresidential building construction, Midwest.....		236500-3	-0.4	-0.1	0.9	0.0	0.0	-0.2
New nonresidential building construction, West.....		236500-4	-2.2	-0.1	0.1	0.0	-0.1	0.6
Nonresidential building maintenance & repair.....	2381MR		3.0	0.0	0.3	0.1	0.6	0.2
General medical and surgical hospitals by patient type.....	62211A							
Medicare patients.....		62211A-2	2.6	0.0	0.6	0.0	0.1	0.1
Medicaid patients.....		62211A-4	6.9	0.0	5.7	0.0	0.0	0.0

See footnotes at end of table.

Table 12. Producer price index percentage changes for the net output of selected industries and their products, not seasonally adjusted — Continued
 [April 2024]

Title ¹	Industry code	Product code	Unadjusted 12-month percent change ²	Unadjusted 1-month percent change ²				
				Apr. 2023 to Apr. 2024 ^p	Nov. to Dec.	Dec. to Jan. ^p	Jan. to Feb. ^p	Feb. to Mar. ^p
General medical and surgical hospitals by patient type - Continued								
Private insurance and all other patients.....		62211A-6	2.8	-0.3	1.2	0.5	-0.3	0.4
Private insurance patients.....		62211A-61	3.4	-0.3	1.1	0.5	-0.3	0.4
All other patients.....		62211A-62	-1.8	-0.1	2.0	0.0	0.0	0.9
Premiums for property and casualty insurance ³	924126		5.0	0.2	0.3	0.3	0.3	0.1
Primary services.....		924126-P	5.0	0.2	0.3	0.3	0.3	0.1
Premiums for private passenger auto insurance.....		924126-1	6.7	0.3	0.4	0.4	0.3	0.1
Premiums for homeowner's insurance.....		924126-2	8.8	0.2	0.0	0.8	0.7	0.2
Premiums for commercial auto insurance.....		924126-3	2.1	0.0	0.4	0.1	0.2	0.1
Premiums for non-auto liability insurance.....		924126-4	2.5	0.5	0.0	0.0	0.4	0.0
Premiums for medical malpractice insurance.....		924126-402	-0.6	0.0	-0.5	0.0	0.0	-0.1
Premiums for product and other non-auto liability insurance.....		924126-403	3.1	0.6	0.1	0.0	0.5	0.0
Premiums for commercial multiple peril insurance.....		924126-5	1.2	0.0	0.0	0.0	0.2	0.0
Premiums for worker's compensation insurance.....		924126-6	-1.4	0.0	-0.4	0.0	0.0	0.0
Premiums for other property and casualty insurance.....		924126-7	0.6	0.0	0.5	0.3	0.0	0.1

¹ Industry and product class indexes may include products not shown separately.

² All indexes are subject to revision for 4 months after their originally scheduled publication to incorporate late reports and corrections by survey respondents.

³ The special index for 924126, in which prices reflect premiums only, contrasts with the index shown elsewhere in this table for NAICS 524126, where prices reflect premiums plus the amount of investment income earned on the invested portion of the premium.

^p Preliminary

"-" Data not available.

n.e.c. = Not elsewhere classified.

NOTE: Titles of some industries and products are not shown in this table because they fail to meet our publication criteria.

Table 13. Producer price indexes and percentage changes for special commodity groupings, not seasonally adjusted

[April 2024, Index base 1982=100, unless otherwise indicated]

Title	Other index base	Commodity code		Unadjusted index ¹					Unadjusted 1-month percent change ¹	Unadjusted 12-month percent change ¹
		Group code	Item code	Dec. 2023	Jan. 2024 ^P	Feb. 2024 ^P	Mar. 2024 ^P	Apr. 2024 ^P	Mar. to Apr. ^P	Apr. 2023 to Apr. 2024 ^P
All commodities except farm products.....		SI	006111	252.254	253.769	257.121	257.052	259.356	0.9	0.7
Industrial commodities less fuels.....		ILF	T15M05	256.540	257.868	259.026	258.843	259.899	0.4	0.5
Construction materials.....		SI	012011	327.644	334.259	337.658	333.566	332.277	-0.4	-0.3
Chemicals and allied products, including synthetic rubber and synthetic fibers and yarns.....		SI	020011	333.493	330.727	333.572	335.074	339.078	1.2	-2.6
Lumber and plywood.....		SI	004011	253.778	255.141	256.027	258.459	262.298	1.5	-1.3
Foods										
All foods.....		SI	013011	261.855	261.475	265.248	267.342	268.411	0.4	1.7
Apples.....	06/08	SI	01102A	114.182	111.943	110.679	111.965	113.466	1.3	-24.7
Berries.....	06/08	SI	01102B	202.471	226.756	134.374	91.469	128.057	40.0	-17.7
Processed foods.....		SI	095011	264.325	262.513	264.478	267.790	269.825	0.8	2.9
Textiles										
Selected textile mill products.....		SI	134011	197.348	198.354	197.383	199.116	199.476	0.2	0.5
Hosiery.....		SI	092011	185.371	185.355	185.355	185.355	185.355	0.0	0.8
Underwear and nightwear.....		SI	094011	159.830	159.830	159.830	159.977	159.977	0.0	0.8
Metals										
Steel mill products, including fabricated wire products.....		SI	STEEL1	308.314	323.639	334.104	308.706	301.018	-2.5	-9.5
Finished steel mill products, excluding fabricated wire products.....		SI	STEEL2	296.508	314.589	327.541	298.285	289.543	-2.9	-9.4
Finished steel mill products, including fabricated wire products.....		SI	STEEL3	300.636	317.516	329.617	302.253	294.065	-2.7	-9.1
Special metals and metal products.....		SI	018011	242.777	244.771	245.714	243.275	243.686	0.2	-1.0
Fabricated metal products.....		SI	017011	285.161	286.530	286.766	286.941	287.784	0.3	1.1
Copper and copper products.....		SI	019011	514.208	508.693	505.903	531.068	549.433	3.5	4.5
Machinery										
Machinery and motive products.....		SI	093011	188.425	189.538	190.089	190.333	190.825	0.3	2.4
Machinery and equipment, except electrical.....		SI	089011	211.419	212.931	213.882	214.292	215.446	0.5	3.5
Agricultural machinery, including tractors.....		SI	024011	332.650	332.748	333.121	334.797	335.740	0.3	2.1
Metalworking machinery.....		SI	021011	250.209	250.577	250.999	251.316	251.445	0.1	3.6
Total tractors.....		SI	023011	297.217	300.017	300.017	300.017	305.619	1.9	6.2
Agriculture machinery and equipment, less parts.....		SI	021012	328.001	328.098	328.466	330.118	331.048	0.3	2.1
Agricultural machinery, excluding tractors.....		SI	024012	343.727	343.786	344.132	345.706	346.664	0.3	1.9
Medical										
Pharmaceutical preparations for human and veterinary use.....		SI	070011	862.495	872.533	874.292	874.636	874.447	0.0	1.5
Pharmaceuticals for human use, prescription.....	06/01	SI	07003	316.304	318.825	319.075	319.076	318.690	-0.1	0.7
Pharmaceuticals for human use, non-prescription.....	06/01	SI	07006	144.636	109.936	110.274	110.356	110.406	0.0	-22.2
Health care services, Medicare patients.....	06/14	SI	HCARE1	115.495	115.373	115.366	115.762	115.789	0.0	1.7
Health care services, Medicaid patients.....	06/14	SI	HCARE2	120.456	124.622	124.615	124.587	124.610	0.0	6.3
Health care services, private insurance patients.....	06/14	SI	HCARE3	126.569	127.276	127.919	127.845	128.258	0.3	3.2
Health care services, all other patients.....	06/14	SI	HCARE4	131.607	132.870	133.247	133.060	133.134	0.1	4.6

¹ All indexes are subject to revision for 4 months after their originally scheduled publication to incorporate late reports and corrections by survey respondents.

p Preliminary

NOTE: See next page for content of indexes on this table.

Table 13 commodity groupings include the following items:

All commodities except farm products: 02 through 15

Industrial commodities less fuels: 03, 04, and 06 through 15

Construction materials: 062101, 0721, 081105, 081106, 081107, 081203, 081204, 082, 0831, 0835, 086, 092, 101502, 101703, 101704, 10250162, 104101, 105, 106, 1071, 107301, 1074051, 107411, 10830225, 1142, 1147, 11490205, 11710143, 11710144, 11710147, 11710216, 11710217, 123101, 1232, 131108, 1321, 1322, 133, 134, 1361, 1362, 137, 1392, 1394, and 139501

Chemicals and allied products, including synthetic rubber and synthetic fibers: 031, 06 less 064, and 071102

Lumber and plywood: 081 and 083

All foods: 011, 017, and 02 less 0261, 0262, and 029

Apples: 01110208, 01110209, 01110211, 01110215, 01110216, 01110220, 01110229, 01110230

Berries: 01110222, 01110224, 01110225, 01110226, 01110227

Processed foods: 02 less 0261, 0262, and 029

Selected textile mill products: 0327, 03370104, 034, 038108083, 03820312, 038303214, 038303216, and 1231

Hosiery: 03810831

Underwear and nightwear: 03810647, 03810761, 038308083

Steel mill products, including fabricated wire products: 1017 and 1088

Finished steel mill products, excluding fabricated wire products: 101703, 101704, 101705, 101706, 101706, 101707, and 101708

Finished steel mill products, including fabricated wire products: 101703, 101704, 101705, 101706, 101706, 101707, 101708, and 1088

Special metals and metal products: 10, 111, and 141

Fabricated metal products: 103 through 108

Copper and copper products: 10210201, 10220131, 102301, 102403, 102502, 10260314, and 102807013

Machinery and motive products: 11 and 14

Machinery and equipment except electrical: 111, 112, 113, 114, 115, 116, 118, and 119

Agriculture machinery, including tractors: 1114 less 111409

Metalworking machinery: 113A, 1132, 113304, 1137, and 1138

Total tractors: 111410 and 112A less 112A03

Agricultural machinery and equipment, less parts (old commodity code 111): 111 less 111409

Agricultural machinery, excluding tractors (old commodity code 1112): 1114 less 111403

Pharmaceutical preparations for human and veterinary use: 0634 and 0638

Pharmaceuticals for human use, prescription: prescription pharmaceutical price quotes from 0638

Pharmaceuticals for human use, non-prescription: non-prescription pharmaceutical price quotes from 0638

Health care services, Medicare patients: Medicare price quotes from 511 and 512

Health care services, Medicaid patients: Medicaid price quotes from 511 and 512

Health care services, private insurance patients: Private insurance price quotes from 511 and 512

Health care services, all other patients: Price quotes from 511 and 512, less Medicare, Medicaid, and private insurance

Note: Weights for the above components are those used for the comprehensive All commodities index.

Table 14. Producer price indexes and percentage changes for net inputs to industries, excluding capital investment, labor, and imports; not seasonally adjusted
 [April 2024, Index base December 2014=100, unless otherwise indicated]

Title	Other index base	Commodity code		Unadjusted index ¹					Unadjusted 1-month percent change ¹	Unadjusted 12-month percent change ¹
		Group code	Item code	Dec. 2023	Jan. 2024 ^P	Feb. 2024 ^P	Mar. 2024 ^P	Apr. 2024 ^P	Mar. to Apr. ^P	Apr. 2023 to Apr. 2024 ^P
Construction										
Inputs to construction industries, excluding capital investment, labor, and imports.....	06/86	IP	230000	148.713	150.172	150.906	151.505	152.233	0.5	2.1
Inputs to construction industries, goods.....		IP	2300001	315.467	318.548	322.532	324.695	326.441	0.5	2.3
Inputs to construction industries, energy.....		IP	23000012	123.247	123.607	137.388	141.943	148.029	4.3	0.6
Inputs to construction industries, goods less foods and energy....		IP	23000013	151.838	153.417	153.942	154.561	154.786	0.1	2.4
Inputs to construction industries, services.....		IP	2300002	149.003	150.478	148.978	148.758	149.299	0.4	1.8
Inputs to construction industries, trade services ²		IP	23000021	160.217	161.430	157.647	157.332	157.750	0.3	1.3
Inputs to construction industries, transportation and warehousing services.....		IP	23000022	129.944	129.699	130.712	130.002	130.673	0.5	-1.0
Inputs to construction industries, services less trade, transportation, and warehousing.....		IP	23000023	133.330	135.785	136.137	136.265	136.866	0.4	3.7
New construction										
Inputs to new construction, excluding capital investment, labor, and imports.....	06/86	IP	231000	149.513	150.956	151.679	152.267	153.021	0.5	2.0
Inputs to new construction, goods.....		IP	2310001	316.437	319.350	323.299	325.387	327.322	0.6	2.3
Inputs to new construction, energy.....		IP	23100012	122.353	122.674	137.221	141.427	147.484	4.3	0.5
Inputs to new construction, goods less foods and energy.....		IP	23100013	152.879	154.373	154.878	155.521	155.883	0.2	2.5
Inputs to new construction, services.....		IP	2310002	148.967	150.534	149.009	148.809	149.247	0.3	1.5
Inputs to new construction, trade services ²		IP	23100021	160.962	162.257	158.066	157.793	157.959	0.1	0.5
Inputs to new construction, transportation and warehousing services.....		IP	23100022	129.944	129.699	130.711	130.003	130.675	0.5	-1.0
Inputs to new construction, services less trade, transportation, and warehousing.....		IP	23100023	133.107	135.613	136.008	136.117	136.717	0.4	3.7
Inputs to residential construction industries, excluding capital investment, labor, and imports.....		06/86	IP	231100	146.707	148.299	149.158	149.646	150.504	0.6
Inputs to residential construction industries, goods.....	IP		2311001	308.671	312.277	315.907	318.128	319.520	0.4	2.6
Inputs to residential construction industries, energy.....	IP		23110012	117.431	117.835	129.983	134.005	139.291	3.9	0.7
Inputs to residential construction industries, goods less foods and energy.....	IP		23110013	150.325	152.176	152.885	153.654	153.864	0.1	2.8
Inputs to residential construction industries, services.....	IP		2311002	146.943	148.353	147.898	147.527	148.684	0.8	3.5
Inputs to residential construction industries, trade services ²	IP		23110021	154.561	155.817	154.644	154.073	155.614	1.0	4.5
Inputs to residential construction industries, transportation and warehousing services.....	IP		23110022	129.944	129.699	130.712	130.002	130.674	0.5	-1.0
Inputs to residential construction industries, services less trade, transportation, and warehousing.....	IP		23110023	135.782	138.140	138.374	138.525	139.155	0.5	3.5
Inputs to single family residential construction, excluding capital investment, labor, and imports.....	06/86		IP	231110	145.417	146.996	147.702	148.148	149.030	0.6
Inputs to single family residential construction, goods.....		IP	2311101	144.569	146.202	147.596	148.575	149.253	0.5	2.4
Inputs to single family residential construction, energy.....		IP	23111012	121.146	121.592	133.651	137.646	142.853	3.8	0.8
Inputs to single family residential construction, goods less foods and energy.....		IP	23111013	149.561	151.317	151.967	152.749	153.114	0.2	2.5
Inputs to single family residential construction, services.....		IP	2311102	146.627	148.127	147.830	147.500	148.678	0.8	3.7
Inputs to single family residential construction, trade services ²		IP	23111021	153.836	155.338	154.515	154.042	155.508	1.0	4.6
Inputs to single family residential construction, transportation and warehousing services.....		IP	23111022	129.944	129.699	130.712	130.002	130.674	0.5	-1.0
Inputs to single family residential construction, services less trade, transportation, and warehousing.....		IP	23111023	138.598	141.025	141.278	141.493	142.255	0.5	3.7
Inputs to multifamily residential construction, excluding capital investment, labor, and imports.....		06/86	IP	231120	148.449	149.982	150.859	151.250	152.384	0.7
Inputs to multifamily residential construction, goods.....	IP		2311201	149.767	151.370	153.153	154.095	155.036	0.6	3.3
Inputs to multifamily residential construction, energy.....	IP		23112012	122.781	123.085	135.303	139.352	144.710	3.8	0.0
Inputs to multifamily residential construction, goods less foods and energy.....	IP		23112013	154.396	156.132	157.083	157.785	158.377	0.4	3.6
Inputs to multifamily residential construction, services.....	IP		2311202	147.322	148.763	148.360	147.972	149.385	1.0	4.0
Inputs to multifamily residential construction, trade services ²	IP		23112021	154.836	156.153	155.007	154.425	156.397	1.3	5.4
Inputs to multifamily residential construction, transportation and warehousing services.....	IP		23112022	129.944	129.699	130.712	130.002	130.673	0.5	-1.0
Inputs to multifamily residential construction, services less trade, transportation, and warehousing.....	IP		23112023	129.446	131.647	131.891	131.978	132.678	0.5	3.6
Inputs to other residential construction, excluding capital investment, labor, and imports.....	06/86		IP	231130	145.646	147.177	148.131	148.629	149.450	0.6
Inputs to other residential construction, goods.....		IP	2311301	145.241	146.898	148.774	149.838	150.463	0.4	2.7
Inputs to other residential construction, energy.....		IP	23113012	117.736	118.130	130.486	134.575	139.967	4.0	0.7
Inputs to other residential construction, goods less foods and energy.....		IP	23113013	148.281	150.077	150.810	151.543	151.648	0.1	2.9
Inputs to other residential construction, services.....		IP	2311302	146.500	147.845	147.411	147.057	148.173	0.8	3.4
Inputs to other residential construction, trade services ²	IP	23113021	155.482	156.633	155.397	154.798	156.310	1.0	4.4	

See footnotes at end of table.

Table 14. Producer price indexes and percentage changes for net inputs to industries, excluding capital investment, labor, and imports; not seasonally adjusted — Continued
 [April 2024, Index base December 2014=100, unless otherwise indicated]

Title	Other index base	Commodity code		Unadjusted index ¹					Unadjusted 1-month percent change ¹	Unadjusted 12-month percent change ¹	
		Group code	Item code	Dec. 2023	Jan. 2024 ^P	Feb. 2024 ^P	Mar. 2024 ^P	Apr. 2024 ^P	Mar. to Apr. ^P	Apr. 2023 to Apr. 2024 ^P	
Inputs to other residential construction, transportation and warehousing services.....		IP	23113022	129.944	129.699	130.712	130.002	130.673	0.5	-1.0	
Inputs to other residential construction, services less trade, transportation, and warehousing.....		IP	23113023	126.161	128.161	128.388	128.516	129.134	0.5	3.3	
Inputs to nonresidential construction, excluding capital investment, labor, and imports.....	06/10	IP	231200	149.536	150.846	151.386	152.007	152.638	0.4	1.5	
Inputs to nonresidential construction, goods.....		IP	2312001	159.800	161.061	162.886	163.893	164.913	0.6	2.2	
Inputs to nonresidential construction, energy.....		IP	23120012	122.900	123.256	137.019	141.545	147.607	4.3	0.6	
Inputs to nonresidential construction, goods less foods and energy.....		IP	23120013	153.123	154.400	154.767	155.313	155.700	0.2	2.4	
Inputs to nonresidential construction, services.....		IP	2312002	149.487	151.086	148.984	148.879	148.778	-0.1	0.0	
Inputs to nonresidential construction, trade services ²		IP	23120021	169.479	170.845	164.030	163.948	162.462	-0.9	-3.5	
Inputs to nonresidential construction, transportation and warehousing services.....		IP	23120022	129.944	129.699	130.711	130.003	130.675	0.5	-1.0	
Inputs to nonresidential construction, services less trade, transportation, and warehousing.....		IP	23120023	126.766	129.072	129.391	129.512	130.124	0.5	3.8	
Inputs to commercial and healthcare structures, excluding capital investment, labor, and imports.....		06/10	IP	231210	151.412	152.440	152.663	153.174	153.904	0.5	1.1
Inputs to commercial and healthcare structures, goods.....			IP	2312101	163.304	164.088	165.491	166.278	167.457	0.7	1.9
Inputs to commercial and healthcare structures, energy.....	IP		23121012	121.774	122.204	134.623	138.736	144.124	3.9	0.8	
Inputs to commercial and healthcare structures, goods less foods and energy.....	IP		23121013	154.455	155.208	155.709	156.198	156.985	0.5	2.0	
Inputs to commercial and healthcare structures, services.....	IP		2312102	150.606	152.426	149.799	149.726	149.494	-0.2	-0.9	
Inputs to commercial and healthcare structures, trade services ²	IP		23121021	172.862	175.064	166.343	166.460	164.530	-1.2	-5.5	
Inputs to commercial and healthcare structures, transportation and warehousing services.....	IP		23121022	129.944	129.699	130.712	130.002	130.673	0.5	-1.0	
Inputs to commercial and healthcare structures, services less trade, transportation, and warehousing.....	IP		23121023	127.603	129.909	130.223	130.318	130.901	0.4	3.7	
Inputs to commercial structures, excluding capital investment, labor, and imports.....	06/10		IP	231211	152.027	153.027	153.203	153.705	154.407	0.5	1.0
Inputs to commercial structures, goods.....			IP	2312111	150.607	151.291	152.592	153.284	154.356	0.7	1.8
Inputs to commercial structures, energy.....		IP	23121112	121.725	122.148	134.667	138.811	144.253	3.9	0.8	
Inputs to commercial structures, goods less foods and energy.....		IP	23121113	154.803	155.515	156.015	156.464	157.233	0.5	1.9	
Inputs to commercial structures, services.....		IP	2312112	151.975	153.795	150.965	150.947	150.644	-0.2	-1.0	
Inputs to commercial structures, trade services ²		IP	23121121	175.156	177.438	167.954	168.206	165.989	-1.3	-6.0	
Inputs to commercial structures, transportation and warehousing services.....		IP	23121122	129.944	129.699	130.712	130.002	130.673	0.5	-1.0	
Inputs to commercial structures, services less trade, transportation, and warehousing.....		IP	23121123	131.136	133.367	133.639	133.743	134.339	0.4	3.5	
Inputs to healthcare structures, excluding capital investment, labor, and imports.....		06/10	IP	231212	150.872	152.035	152.342	152.857	153.571	0.5	1.4
Inputs to healthcare structures, goods.....			IP	2312121	149.904	150.834	152.117	152.908	153.954	0.7	2.1
Inputs to healthcare structures, energy.....	IP		23121212	121.981	122.426	134.618	138.656	143.925	3.8	0.8	
Inputs to healthcare structures, goods less foods and energy.....	IP		23121213	153.927	154.905	155.408	155.972	156.722	0.5	2.2	
Inputs to healthcare structures, services.....	IP		2312122	149.955	151.682	149.520	149.326	149.188	-0.1	-0.6	
Inputs to healthcare structures, trade services ²	IP		23121221	168.398	170.266	163.271	163.112	161.773	-0.8	-4.1	
Inputs to healthcare structures, transportation and warehousing services.....	IP		23121222	129.944	129.699	130.712	130.002	130.674	0.5	-1.0	
Inputs to healthcare structures, services less trade, transportation, and warehousing.....	IP		23121223	128.748	131.179	131.493	131.558	131.981	0.3	3.4	
Inputs to industrial structures, excluding capital investment, labor, and imports.....	06/10		IP	231220	150.035	151.476	151.651	152.443	153.056	0.4	1.7
Inputs to industrial structures, goods.....			IP	2312201	156.206	157.316	159.056	160.173	161.333	0.7	2.9
Inputs to industrial structures, energy.....		IP	23122012	122.352	122.738	135.923	140.261	146.028	4.1	0.6	
Inputs to industrial structures, goods less foods and energy.....		IP	23122013	149.374	150.480	151.036	151.780	152.433	0.4	3.1	
Inputs to industrial structures, services.....		IP	2312202	153.341	155.688	152.346	152.495	151.940	-0.4	-0.9	
Inputs to industrial structures, trade services ²		IP	23122021	178.522	181.636	169.816	170.622	167.954	-1.6	-6.2	
Inputs to industrial structures, transportation and warehousing services.....		IP	23122022	129.944	129.699	130.711	130.003	130.675	0.5	-1.0	
Inputs to industrial structures, services less trade, transportation, and warehousing.....		IP	23122023	127.182	129.722	130.239	130.295	130.615	0.2	3.6	
Inputs to other nonresidential construction, excluding capital investment, labor, and imports.....		06/10	IP	231230	148.647	149.997	150.651	151.249	151.843	0.4	1.6
Inputs to other nonresidential construction, goods.....			IP	2312301	158.183	159.571	161.486	162.477	163.416	0.6	2.2
Inputs to other nonresidential construction, energy.....	IP		23123012	121.251	121.506	134.022	137.607	143.196	4.1	-0.3	
Inputs to other nonresidential construction, goods less foods and energy.....	IP		23123013	152.746	154.199	154.511	155.074	155.304	0.1	2.5	
Inputs to other nonresidential construction, services.....	IP		2312302	148.529	149.977	148.116	147.981	147.939	0.0	0.3	
Inputs to other nonresidential construction, trade services ²	IP	23123021	167.710	168.718	162.763	162.566	161.284	-0.8	-2.8		

See footnotes at end of table.

Table 14. Producer price indexes and percentage changes for net inputs to industries, excluding capital investment, labor, and imports; not seasonally adjusted — Continued
 [April 2024, Index base December 2014=100, unless otherwise indicated]

Title	Other index base	Commodity code		Unadjusted index ¹					Unadjusted 1-month percent change ¹	Unadjusted 12-month percent change ¹
		Group code	Item code	Dec. 2023	Jan. 2024 ^P	Feb. 2024 ^P	Mar. 2024 ^P	Apr. 2024 ^P	Mar. to Apr. ^P	Apr. 2023 to Apr. 2024 ^P
Inputs to other nonresidential construction, transportation and warehousing services.....		IP	23123022	129.944	129.699	130.711	130.003	130.675	0.5	-1.0
Inputs to other nonresidential construction, services less trade, transportation, and warehousing.....		IP	23123023	126.345	128.583	128.872	129.003	129.617	0.5	3.7
Inputs to highways and streets, excluding capital investment, labor, and imports.....		IP	231231	146.701	148.346	149.019	149.707	149.884	0.1	1.8
Inputs to highways and streets, goods.....		IP	2312311	145.763	147.490	149.234	150.188	150.536	0.2	2.5
Inputs to highways and streets, energy.....		IP	23123112	123.525	123.843	138.338	143.123	149.578	4.5	0.5
Inputs to highways and streets, goods less foods and energy....		IP	23123113	151.989	153.928	154.173	154.687	154.304	-0.2	2.8
Inputs to highways and streets, services.....		IP	2312312	147.032	148.430	146.157	146.103	145.813	-0.2	-0.2
Inputs to highways and streets, trade services ²		IP	23123121	170.093	170.982	163.914	163.947	162.012	-1.2	-3.8
Inputs to highways and streets, transportation and warehousing services.....		IP	23123122	127.221	126.981	127.973	127.277	127.935	0.5	-1.0
Inputs to highways and streets, services less trade, transportation, and warehousing.....		IP	23123123	125.861	128.216	128.530	128.673	129.304	0.5	3.8
Inputs to power and communication structures, excluding capital investment, labor, and imports.....		IP	231232	145.857	146.913	147.570	148.254	149.286	0.7	1.4
Inputs to power and communication structures, goods.....		IP	2312321	147.496	148.392	150.634	151.857	153.642	1.2	1.9
Inputs to power and communication structures, energy.....		IP	23123212	121.882	122.208	133.817	137.461	142.627	3.8	0.5
Inputs to power and communication structures, goods less foods and energy.....		IP	23123213	153.093	154.121	154.164	154.816	155.805	0.6	2.3
Inputs to power and communication structures, services.....		IP	2312322	143.589	144.865	143.306	143.237	143.216	0.0	0.6
Inputs to power and communication structures, trade services ²		IP	23123221	165.193	165.852	160.462	160.199	159.029	-0.7	-2.5
Inputs to power and communication structures, transportation and warehousing services.....		IP	23123222	129.944	129.699	130.711	130.003	130.675	0.5	-1.0
Inputs to power and communication structures, services less trade, transportation, and warehousing.....		IP	23123223	124.172	125.908	126.010	126.144	126.602	0.4	2.9
Inputs to educational and vocational structures, excluding capital investment, labor, and imports.....		IP	231233	150.476	151.581	151.955	152.490	153.273	0.5	1.5
Inputs to educational and vocational structures, goods.....		IP	2312331	149.496	150.335	151.639	152.485	153.572	0.7	2.1
Inputs to educational and vocational structures, energy.....		IP	23123312	117.025	117.442	129.280	133.180	138.294	3.8	0.7
Inputs to educational and vocational structures, goods less foods and energy.....		IP	23123313	152.377	153.250	153.787	154.411	155.208	0.5	2.2
Inputs to educational and vocational structures, services.....		IP	2312332	150.272	152.022	150.038	149.779	149.778	0.0	-0.1
Inputs to educational and vocational structures, trade services ²		IP	23123321	167.347	169.133	162.773	162.427	161.310	-0.7	-3.3
Inputs to educational and vocational structures, transportation and warehousing services.....		IP	23123322	129.944	129.699	130.711	130.003	130.675	0.5	-1.0
Inputs to educational and vocational structures, services less trade, transportation, and warehousing.....		IP	23123323	128.468	131.023	131.455	131.538	132.142	0.5	3.9
Inputs to other misc. nonresidential construction, excluding capital investment, labor, and imports.....		IP	231234	147.890	149.226	149.999	150.471	151.224	0.5	1.7
Inputs to other misc. nonresidential construction, goods.....		IP	2312341	145.273	146.541	148.410	149.184	150.223	0.7	2.2
Inputs to other misc. nonresidential construction, energy.....		IP	23123412	122.611	122.944	136.651	141.060	147.115	4.3	0.4
Inputs to other misc. nonresidential construction, goods less foods and energy.....		IP	23123413	151.447	152.858	153.339	153.692	154.148	0.3	2.4
Inputs to other misc. nonresidential construction, services.....		IP	2312342	148.674	150.111	148.504	148.314	148.428	0.1	0.6
Inputs to other misc. nonresidential construction, trade services ²		IP	23123421	165.584	166.608	161.473	161.195	160.403	-0.5	-1.8
Inputs to other misc. nonresidential construction, transportation and warehousing services.....		IP	23123422	129.944	129.699	130.711	130.003	130.675	0.5	-1.0
Inputs to other misc. nonresidential construction, services less trade, transportation, and warehousing.....		IP	23123423	126.305	128.606	128.909	129.026	129.618	0.5	3.7
Maintenance and repair construction										
Inputs to maintenance and repair construction, excluding capital investment, labor, and imports.....		IP	232000	145.025	146.546	147.637	148.081	148.769	0.5	2.3
Inputs to maintenance and repair construction, goods.....	06/86	IP	2320001	320.413	324.043	328.765	331.050	332.466	0.4	1.9
Inputs to maintenance and repair construction, energy.....		IP	23200012	127.022	127.273	144.370	150.010	157.727	5.1	-0.1
Inputs to maintenance and repair construction, goods less foods and energy.....		IP	23200013	148.515	150.320	150.926	151.493	151.405	-0.1	2.2
Inputs to maintenance and repair construction, services.....		IP	2320002	147.291	148.625	147.912	147.337	148.117	0.5	2.9
Inputs to maintenance and repair construction, trade services ²		IP	23200021	157.106	158.174	156.760	155.924	156.904	0.6	3.3
Inputs to maintenance and repair construction, transportation and warehousing services.....		IP	23200022	129.944	129.699	130.712	130.002	130.673	0.5	-1.0
Inputs to maintenance and repair construction, services less trade, transportation, and warehousing.....		IP	23200023	126.661	129.038	129.022	129.032	129.430	0.3	3.7
Inputs to residential maintenance and repair, excluding capital investment, labor, and imports.....		IP	232100	144.019	145.418	146.422	146.637	147.466	0.6	3.0
Inputs to residential maintenance and repair, goods.....	06/86	IP	2321001	300.905	303.997	307.731	309.559	310.616	0.3	1.9
Inputs to residential maintenance and repair, energy.....		IP	23210012	127.049	127.257	143.740	149.075	156.459	5.0	0.3

See footnotes at end of table.

Table 14. Producer price indexes and percentage changes for net inputs to industries, excluding capital investment, labor, and imports; not seasonally adjusted — Continued
 [April 2024, Index base December 2014=100, unless otherwise indicated]

Title	Other index base	Commodity code		Unadjusted index ¹					Unadjusted 1-month percent change ¹	Unadjusted 12-month percent change ¹
		Group code	Item code	Dec. 2023	Jan. 2024 ^P	Feb. 2024 ^P	Mar. 2024 ^P	Apr. 2024 ^P	Mar. to Apr. ^P	Apr. 2023 to Apr. 2024 ^P
Inputs to residential maintenance and repair, goods less foods and energy.....		IP	23210013	146.545	148.128	148.901	149.472	149.500	0.0	2.0
Inputs to residential maintenance and repair, services.....		IP	2321002	148.314	149.648	149.638	148.978	150.261	0.9	4.4
Inputs to residential maintenance and repair, trade services ²		IP	23210021	155.036	156.333	156.101	155.150	156.680	1.0	5.4
Inputs to residential maintenance and repair, transportation and warehousing services.....		IP	23210022	129.944	129.699	130.712	130.002	130.673	0.5	-1.0
Inputs to residential maintenance and repair, services less trade, transportation, and warehousing.....		IP	23210023	134.008	136.104	136.345	136.601	137.373	0.6	3.4
Inputs to nonresidential maintenance and repair, excluding capital investment, labor, and imports.....		IP	232200	145.398	147.041	148.224	148.703	149.315	0.4	2.0
Inputs to nonresidential maintenance and repair, goods.....	06/86	IP	2322001	324.985	329.055	334.081	336.114	337.523	0.4	2.0
Inputs to nonresidential maintenance and repair, energy.....		IP	23220012	127.276	127.497	143.901	149.246	156.675	5.0	0.2
Inputs to nonresidential maintenance and repair, goods less foods and energy.....		IP	23220013	148.960	150.987	151.585	151.979	151.812	-0.1	2.2
Inputs to nonresidential maintenance and repair, services.....		IP	2322002	147.277	148.590	147.687	147.324	147.908	0.4	2.0
Inputs to nonresidential maintenance and repair, trade services ²		IP	23220021	158.656	159.633	157.492	156.923	157.472	0.3	1.9
Inputs to nonresidential maintenance and repair, transportation and warehousing services.....		IP	23220022	129.944	129.699	130.712	130.002	130.673	0.5	-1.0
Inputs to nonresidential maintenance and repair, services less trade, transportation, and warehousing.....		IP	23220023	126.698	129.088	129.440	129.568	130.136	0.4	3.7
Manufacturing³										
Inputs to 325510, paint and coating manufacturing, excluding capital investment, labor, and imports.....	03/13	IP	325510	123.071	122.382	123.049	123.061	124.122	0.9	-3.3
Inputs to 325510, goods.....	03/13	IP	3255101	118.250	117.047	118.375	118.416	119.635	1.0	-3.5
Inputs to 325510, energy.....	03/13	IP	32551012	96.850	97.486	102.589	104.302	106.097	1.7	1.6
Inputs to 325510, goods less foods and energy.....	03/13	IP	32551013	119.416	118.149	119.362	119.349	120.555	1.0	-3.6
Inputs to 325510, services.....	03/13	IP	3255102	146.632	149.630	145.520	145.327	145.163	-0.1	-1.9
Inputs to 325510, trade services ²	03/13	IP	32551021	156.416	162.425	153.119	153.182	151.761	-0.9	-4.8
Inputs to 325510, transportation and warehousing services.....	03/13	IP	32551022	132.168	132.678	132.789	132.406	133.223	0.6	0.9
Inputs to 326100, plastics products manufacturing, excluding capital investment, labor, and imports.....	03/14	IP	326100	117.074	116.398	117.967	117.590	118.681	0.9	-3.8
Inputs to 326100, goods.....	03/14	IP	3261001	110.505	109.390	111.541	111.215	112.427	1.1	-4.6
Inputs to 326100, energy.....	03/14	IP	32610012	121.377	122.081	127.210	125.622	125.102	-0.4	5.0
Inputs to 326100, goods less foods and energy.....	03/14	IP	32610013	109.781	108.538	110.481	110.243	111.578	1.2	-5.3
Inputs to 326100, services.....	03/14	IP	3261002	143.241	145.078	143.256	142.630	142.943	0.2	-0.2
Inputs to 326100, trade services ²	03/14	IP	32610021	157.964	160.424	155.688	154.374	153.942	-0.3	-2.8
Inputs to 326100, transportation and warehousing services.....	03/14	IP	32610022	122.920	123.178	123.297	122.784	123.570	0.6	-0.1
Inputs to 326100, services less trade, transportation, and warehousing.....	03/14	IP	32610023	129.530	132.117	132.195	132.436	133.170	0.6	4.0
Inputs to 333130, mining and oil and gas field machinery mfg, excluding capital investment, labor, and imports.....	04/14	IP	333130	143.801	146.633	146.371	144.335	143.714	-0.4	-1.5
Inputs to 333130, goods.....	04/14	IP	3331301	131.780	134.551	135.994	133.053	132.576	-0.4	-1.6
Inputs to 333130, energy.....	04/14	IP	33313012	111.585	110.962	111.437	103.203	102.603	-0.6	-11.5
Inputs to 333130, goods less foods and energy.....	04/14	IP	33313013	132.454	135.313	136.782	133.969	133.494	-0.4	-1.4
Inputs to 333130, services.....	04/14	IP	3331302	166.752	169.477	163.769	164.858	163.843	-0.6	-1.2
Inputs to 333130, trade services ²	04/14	IP	33313021	191.195	197.326	181.058	182.329	179.543	-1.5	-6.4
Inputs to 333130, transportation and warehousing services.....	04/14	IP	33313022	119.327	118.919	119.942	120.071	120.205	0.1	-0.9
Inputs to 333130, services less trade, transportation, and warehousing.....	04/14	IP	33313023	150.904	152.270	152.382	153.850	153.805	0.0	5.1
Inputs to 336111, automobile manufacturing, excluding capital investment, labor, and imports.....	02/14	IP	336111	135.646	136.450	136.643	136.435	136.948	0.4	2.4
Inputs to 336111, goods.....	02/14	IP	3361111	119.726	120.162	120.287	120.519	120.642	0.1	1.4
Inputs to 336111, goods less foods and energy.....	02/14	IP	33611113	119.726	120.162	120.287	120.519	120.642	0.1	1.4
Inputs to 336111, services.....	02/14	IP	3361112	175.244	177.727	178.219	175.737	178.154	1.4	6.1
Inputs to 336111, trade services ²	02/14	IP	33611121	179.384	182.232	182.639	179.931	182.572	1.5	6.9
Inputs to 336111, transportation and warehousing services.....	02/14	IP	33611122	131.994	131.745	132.774	132.054	132.737	0.5	-1.0
Inputs to 336411, airplane manufacturing, excluding capital investment, labor, and imports.....	02/14	IP	336411	130.111	131.737	132.055	131.467	132.086	0.5	2.0
Inputs to 336411, goods.....	02/14	IP	3364111	121.615	122.814	123.391	122.786	123.229	0.4	1.3
Inputs to 336411, energy.....	02/14	IP	33641112	113.503	111.292	107.923	92.140	92.319	0.2	-28.5
Inputs to 336411, goods less foods and energy.....	02/14	IP	33641113	121.850	123.059	123.646	123.076	123.520	0.4	1.4
Inputs to 336411, services.....	02/14	IP	3364112	160.134	163.350	162.675	162.160	163.442	0.8	4.1
Inputs to 336411, trade services ²	02/14	IP	33641121	183.847	187.653	183.142	181.610	182.360	0.4	2.5
Inputs to 336411, transportation and warehousing services.....	02/14	IP	33641122	131.110	130.863	131.884	131.170	131.848	0.5	-1.0
Inputs to 336411, services less trade, transportation, and warehousing.....	02/14	IP	33641123	136.342	139.530	140.387	140.429	141.915	1.1	5.8

See footnotes at end of table.

Table 14. Producer price indexes and percentage changes for net inputs to industries, excluding capital investment, labor, and imports; not seasonally adjusted — Continued
 [April 2024, Index base December 2014=100, unless otherwise indicated]

Title	Other index base	Commodity code		Unadjusted index ¹					Unadjusted 1-month percent change ¹	Unadjusted 12-month percent change ¹
		Group code	Item code	Dec. 2023	Jan. 2024 ^P	Feb. 2024 ^P	Mar. 2024 ^P	Apr. 2024 ^P	Mar. to Apr. ^P	Apr. 2023 to Apr. 2024 ^P
Inputs to 336611, ship building and repairing, excluding capital investment, labor, and imports.....	02/14	IP	336611	144.620	146.572	146.637	146.640	146.823	0.1	1.7
Inputs to 336611, goods.....	02/14	IP	3366111	135.211	137.269	137.832	137.196	137.519	0.2	1.3
Inputs to 336611, energy.....	02/14	IP	33661112	128.837	129.769	129.787	128.475	127.619	-0.7	-0.3
Inputs to 336611, goods less foods and energy.....	02/14	IP	33661113	135.378	137.477	138.059	137.448	137.814	0.3	1.4
Inputs to 336611, services.....	02/14	IP	3366112	160.061	161.778	160.891	162.116	162.029	-0.1	2.4
Inputs to 336611, trade services ²	02/14	IP	33661121	188.013	192.319	180.694	181.200	179.319	-1.0	-6.5
Inputs to 336611, transportation and warehousing services.....	02/14	IP	33661122	124.876	124.263	125.429	126.352	126.003	-0.3	-0.7
Inputs to 336611, services less trade, transportation, and warehousing.....	02/14	IP	33661123	150.101	151.707	152.132	153.426	153.661	0.2	4.6
Services³										
Inputs to 484000, truck transportation, excluding capital investment, labor, and imports.....	03/14	IP	484000	132.420	130.404	137.829	137.972	138.773	0.6	2.6
Inputs to 484000, goods.....	03/14	IP	4840001	112.399	107.861	124.914	125.161	128.884	3.0	2.4
Inputs to 484000, energy.....	03/14	IP	48400012	107.834	103.172	120.631	120.872	124.679	3.1	2.4
Inputs to 484000, goods less foods and energy.....	03/14	IP	48400013	112.344	112.556	112.633	112.835	112.916	0.1	1.1
Inputs to 484000, services.....	03/14	IP	4840002	141.292	141.098	141.580	141.646	140.394	-0.9	2.7
Inputs to 484000, trade services ²	03/14	IP	48400021	190.603	179.343	180.438	181.599	170.953	-5.9	-0.1
Inputs to 484000, transportation and warehousing services.....	03/14	IP	48400022	133.976	136.101	136.782	136.361	136.956	0.4	4.2
Inputs to 484000, services less trade, transportation, and warehousing.....	03/14	IP	48400023	126.783	127.366	127.244	127.657	127.310	-0.3	1.7
Inputs to 621A00, offices of health practitioners, excluding capital investment, labor, and imports.....	03/13	IP	621A00	133.539	135.060	135.063	135.204	135.493	0.2	1.9
Inputs to 621A00, goods.....	03/13	IP	621A001	141.410	142.113	142.681	142.724	142.998	0.2	1.4
Inputs to 621A00, energy.....	03/13	IP	621A0012	133.582	134.880	135.266	135.492	134.503	-0.7	2.7
Inputs to 621A00, goods less foods and energy.....	03/13	IP	621A0013	142.529	143.191	143.774	143.804	144.173	0.3	1.3
Inputs to 621A00, services.....	03/13	IP	621A002	130.822	132.673	132.451	132.631	132.928	0.2	2.2
Inputs to 621A00, trade services ²	03/13	IP	621A0021	149.322	156.174	152.846	150.653	150.503	-0.1	0.1
Inputs to 621A00, transportation and warehousing services.....	03/13	IP	621A0022	117.801	116.369	117.914	122.500	119.865	-2.2	0.0
Inputs to 621A00, services less trade, transportation and warehousing.....	03/13	IP	621A0023	125.983	127.301	127.398	127.713	128.151	0.3	2.6
Inputs to 813000, membership associations and organizations, excluding capital investment, labor, and imports.....	05/14	IP	813000	161.907	164.652	166.119	168.215	169.533	0.8	6.5
Inputs to 813000, goods.....	05/14	IP	8130001	131.691	132.479	140.029	142.473	145.509	2.1	1.2
Inputs to 813000, energy.....	05/14	IP	81300012	129.717	130.309	141.918	145.598	150.325	3.2	0.7
Inputs to 813000, goods less foods and energy.....	05/14	IP	81300013	137.401	138.560	138.786	139.002	138.984	0.0	2.1
Inputs to 813000, services.....	05/14	IP	8130002	163.815	166.812	167.512	169.558	170.659	0.6	7.1
Inputs to 813000, trade services ²	05/14	IP	81300021	143.524	141.620	140.304	143.411	140.949	-1.7	0.4
Inputs to 813000, transportation and warehousing services.....	05/14	IP	81300022	135.689	138.601	141.002	140.891	140.876	0.0	5.9
Inputs to 813000, services less trade, transportation, and warehousing.....	05/14	IP	81300023	165.479	168.534	169.142	171.315	172.534	0.7	7.3
Inputs to 813000, maintenance and repair construction.....	05/14	IP	8130003	135.617	135.991	136.111	136.898	137.201	0.2	3.0

¹ All indexes are subject to revision for 4 months after their originally scheduled publication to incorporate late reports and corrections by survey respondents.

² Trade indexes measure changes in margins received by wholesalers and retailers.

³ PPI data for these Net Inputs to Industry Indexes are organized by Bureau of Economic Analysis (BEA) Industry code. The set of products included in an industry input index and the weights for each commodity included in the index are derived from the BEA's Input-Output Accounts Use of Commodities by Industry table in conjunction with U.S. Census Bureau revenue data. For more information, visit <https://www.bls.gov/ppi/notices/2015/updated-inputs-to-industry-producer-price-indexes.htm> online.

p Preliminary

Technical Note

Brief Explanation of Producer Price Indexes

The Producer Price Index (PPI) of the Bureau of Labor Statistics (BLS) is a family of indexes that measures the average change over time in prices received (price changes) by producers for domestically produced goods, services, and construction. PPIs measure price change from the perspective of the seller. This contrasts with other measures, such as the Consumer Price Index (CPI). CPIs measure price change from the purchaser's perspective.

More than 10,000 PPIs for individual products and groups of products are released each month. PPIs are available for the products of virtually every industry in the mining and manufacturing sectors. Over time, new PPIs have been introduced for products of industries in the services and construction sectors of the U.S. economy. As of January 2023, the PPI covered 69 percent of services as measured by 2017 Census revenue, and 17 percent of construction.

More than 64,000 price quotations per month are organized into three sets of PPIs: (1) Final demand-Intermediate demand (FD-ID) indexes, (2) commodity indexes, and (3) indexes for the net output of industries and their products. The FD-ID structure organizes products by class of buyer and degree of fabrication as well as by stage of production. The commodity structure organizes products by similarity of end use or product type. The entire output of various industries is sampled to derive price indexes for the net output of industries and their products.

Final Demand–Intermediate Demand Indexes

The PPI FD-ID structure measures price change for goods, services, and construction sold to final demand and to intermediate demand. The FD-ID system replaced the PPI stage-of-processing (SOP) system as PPI's primary aggregation model with the release of data for January 2014. The FD-ID model expands coverage beyond that of the SOP system through the addition of services, construction, exports, and government purchases.

Compared with finished goods under the SOP system, the PPI for final demand goods includes nearly a 50 percent expansion of coverage. This increase can be traced to the addition of government purchases and exports. For overall final demand, expansion to include final demand services represents an even larger increase in coverage. In December 2022, final demand goods were about 30.7 percent of overall final demand, final demand services were roughly 66.6 percent, and final demand construction was about 2.7 percent of final demand. Within intermediate demand, coverage of services for intermediate demand resulted in about a 45 percent increase in coverage of the intermediate demand portion of the economy.

FD-ID indexes are constructed from commodity-based producer output price indexes. Commodities are allocated to aggregate indexes primarily based on the type of buyer. The main source of data used to determine the type of buyer is the "Use of commodities by industries, before redefinition," table

from the Benchmark Input-Output Accounts of the U.S. In many cases, the same commodity is purchased by different types of buyers. As a result, commodities are often included in several FD-ID indexes. For example, regular gasoline is purchased for personal consumption, export, government use, and business use. The PPI program publishes only one commodity index for regular gasoline (wpu057104), reflecting sales to all types of buyers, and this index is used in all aggregations regardless of whether the gasoline is sold for personal consumption, as an export, to government, or to businesses. Proportions based on BEA "Use of Commodities" data are used to allocate the correct portion of the total weight of gasoline to each use category. In cases when buyer type is an important price determining characteristic, indexes are created based on specific buyer type. For example, within the PPI category for loan services, separate indexes for consumer loans and business loans were constructed. For more information relating to the FD-ID structure, see "A new, experimental system of indexes from the PPI program" in the February 2011 *Monthly Labor Review*.

Final Demand: The final demand portion of the FD-ID structure measures price change for commodities sold for personal consumption, capital investment, government, and export. The system is composed of six main price indexes: final demand goods; final demand trade services; final demand transportation and warehousing services; final demand services less trade, transportation, and warehousing; final demand construction; and overall final demand.

The final demand goods index measures price change for both unprocessed and processed goods sold to final demand. Fresh fruits sold to consumers and computers sold for capital investment are examples of transactions included in the final demand goods price index. The final demand trade services index measures price change for the retailing and wholesaling of merchandise sold to final demand, generally without transformation. (Trade indexes measure changes in margins received by wholesalers and retailers.) The final demand transportation and warehousing services index tracks price change for transportation of passengers, as well as, transportation of cargo sold to final demand, and also includes prices for warehousing and storage of goods sold to final demand. The final demand services less trade, transportation, and warehousing index measures price change for all services other than trade and transportation sold to final demand. Publishing, banking, lodging, and health care are examples of these services. The final demand construction index tracks price change for new construction, as well as maintenance and repair construction sold to final demand. Construction of office buildings is an example of a commodity that would be included in the final demand construction index. Lastly, the overall final demand index tracks price change for all types of commodities sold to final demand by combining the five final demand component indexes described above.

Intermediate Demand: The intermediate demand portion of the FD-ID system tracks price change for goods, services, and construction products sold to businesses as inputs to

production, excluding capital investment. The system includes two parallel treatments of intermediate demand. The first treatment organizes intermediate demand commodities by type. The second organizes intermediate demand commodities into production stages, with the explicit goal of developing a forward-flow model of production and price change.

The intermediate demand by commodity type portion of the system organizes commodities by similarity of product. The system is composed of six main price indexes: unprocessed goods for intermediate demand; processed goods for intermediate demand; intermediate demand trade services; intermediate demand transportation and warehousing services; intermediate demand services less trade, transportation, and warehousing; and intermediate demand construction.

The unprocessed goods for intermediate demand price index measures price change for goods sold to businesses as inputs to production that have undergone no fabrication. Crude petroleum sold to refineries is an example of an unprocessed good sold to intermediate demand. The processed goods for intermediate demand index tracks price change for fabricated goods sold as business inputs. Examples include car parts sold to car manufacturers and gasoline sold to trucking companies. The index for trade services for intermediate demand measures price change for the services of retailing and wholesaling goods purchased by businesses as inputs to production. The intermediate demand transportation and warehousing services index measures price change for business travel, as well as, transportation and warehousing of cargo sold to intermediate demand. The intermediate demand services less trade, transportation, and warehousing index measures price change for services other than trade, transportation, and warehousing sold as inputs to production. Legal and accounting services purchased by businesses are examples of intermediate demand services excluding trade, transportation, and warehousing. Finally, the construction for intermediate demand index measures price change for construction purchased by firms as inputs to production. The index for construction for intermediate demand tracks price change for maintenance and repair construction purchased by firms.

The production flow treatment of intermediate demand is a stage-based system of price indexes. These indexes can be used to study price transmission across stages of production and final demand. This system is constructed in a manner that maximizes forward flow of production between stages, while minimizing back-flow of production. The production flow treatment contains four main indexes: intermediate demand stage 1, intermediate demand stage 2, intermediate demand stage 3, and intermediate demand stage 4.

Indexes for the four stages were developed by first assigning each industry in the economy to one of four stages of production, where industries assigned to the fourth stage primarily produce output consumed as final demand, industries in the third stage primarily produce output consumed by stage 4 industries, industries assigned to the second stage primarily produce output consumed by stage 3 industries, and industries assigned to the first stage produce output primarily consumed by stage 2 industries. The four indexes then track prices for the net inputs consumed by industries in each of the four stages of production. The stage 4

intermediate demand index, for example, tracks price change for inputs consumed, but not produced, by industries included in the fourth stage of production. Hence, the index tracks price change in inputs to industries that primarily produce final demand commodities (stage 4 producers primarily produce commodities sold to final demand).

Examples of heavily weighted goods-producing industries in stage 4 include the manufacture of light trucks and utility vehicles, automobiles, and pharmaceuticals. Retail trade, food service and drinking places, and hospitals are examples of heavily weighted service industries included in stage 4. Stage 4 also includes all new construction industries. Examples of goods consumed by stage 4 industries include motor vehicle parts, commercial electric power, plastic construction products, biological products, and beef and veal. Engineering services, machinery and equipment wholesaling, long distance motor carrying, and legal services constitute examples of services consumed by stage 4 industries.

Examples of highly weighted goods-producing industries included in stage 3 are motor vehicle parts manufacturing, animal (except poultry) slaughtering and processing, and semiconductor manufacturing. Services industries classified in stage 3 include wholesale trade; insurance carriers; architecture, engineering, and related services; and hotels and motels. Examples of goods consumed by stage 3 industries include slaughter steers and heifers, industrial electric power, and hot rolled steel bars, plates, and structural shapes. Services commonly consumed by stage 3 industries include commissions from sales of property and casualty insurance, business loans, temporary help services, and administrative and general management consulting services.

Petroleum refineries; electricity generation, transmission, and distribution; natural gas distribution; cattle ranching and farming; and plastic materials and resin manufacturing are among the goods-based industries assigned to stage 2. Services industries that are heavily weighted in stage 2 include management of companies and enterprises; non-depository credit intermediation; insurance agencies and brokerages; and services to buildings and dwellings. Goods commonly purchased by stage 2 industries include crude oil, natural gas, formula feeds, and primary basic organic chemicals. Services that are heavily weighted in the intermediate demand stage 2 index are legal services, business loans, and cellular phone and other wireless telecommunication.

Goods producing industries in stage 1 include oil and gas extraction, paper mills, and grain farming. Real estate, legal services, and advertising services are examples of highly weighted services industries included in stage 1. Examples of goods consumed by stage 1 industries are commercial and industrial electric power and gasoline. Services commonly consumed by stage 1 industries include solid waste collection, chemicals and allied products wholesaling, and guestroom or unit rental. It should be noted that all inputs purchased by stage 1 industries are by definition produced either within stage 1 or by latter stages of processing, leaving stage 1 less useful for price transmission analysis. For additional information on industry stage assignments, see www.bls.gov/ppi/fd-id/ppi-intermediate-demand-by-production-flow-industry-stage-assignments.htm.

Comparing the PPI with CPI

Although some data users utilize the PPI as a potential indicator of the Consumer Price Index (CPI), there are many reasons why the PPI and the CPI may diverge. The scope of the personal consumption portion of the PPI includes all marketable output sold by domestic producers for households. The scope of the CPI includes goods and services provided by business or government, where explicit user charges are paid by consumers. For example, the most heavily weighted item in the CPI, owners' equivalent rent, is excluded from the PPI. The scope of the CPI includes imports. The PPI excludes imports. The CPI only includes components of personal consumption directly paid for by the consumers, while the PPI includes components of personal consumption that may not be paid for by consumers. For example, the PPI includes medical services paid for by third parties. In contrast to CPI, PPI does not completely cover services. PPIs exclude taxes, since they do not represent producer revenue. Conversely, sales and other taxes paid by consumers are part of household expenditure and are included in the CPI. Additional technical differences between PPI and CPI also exist. For more information see "Comparing new final demand producer price indexes with other Government price indexes," *Monthly Labor Review*, January 2014, at www.bls.gov/opub/mlr/.

Commodity Indexes

The commodity classification of the PPI organizes goods, services, and construction by similarity of product or end use, disregarding industry of origin. With the release of data for July 2009, PPI expanded its commodity structure to include indexes for services and construction products. Prior to this date, the PPI commodity structure only included products from goods producing sectors. Table 9 of the *PPI Detailed Report* includes data for commodity indexes, organized in a hierarchal structure, including major groupings, subgroups, product classes, sub-product classes, and individual items.

Industry Net-Output Price Indexes

PPIs for the net output of industries and their products are grouped according to the North American Industry Classification System (NAICS). Prior to the release of January 2004, industry-based PPIs were published according to the Standard Industrial Classification (SIC) system. Industry price indexes are compatible with other economic time series organized by industry, such as data on employment, wages, and productivity. Table 11 of the *PPI Detailed Report* includes data for NAICS industries and industry groups (3-, 4-, 5-, and 6-digit codes), Census product classes (7- and 8-digit codes), products (9-digit codes), more detailed sub-products (11-digit codes), and, for some industries, indexes for other sources of revenue.

Indexes may represent one of three kinds of product categories. Every industry has primary product indexes that show changes in prices received by establishments classified in the industry for products made primarily, but not necessarily exclusively, by that industry. The industry classification of an establishment is determined by which products make up a plurality of its total shipment value. In

addition, most industries have secondary product indexes that show changes in prices received by establishments for products chiefly made in some other industry. Some industries have miscellaneous receipts indexes that track price changes for other sources of revenue received by establishments within the industry that are not derived from sales of their products; for example, resales of purchased materials, or revenues from parking lots owned by a manufacturing plant.

Data Collection

PPIs are constructed using selling prices reported by establishments of all sizes, selected by probability sampling, with the probability of selection proportionate to size. Individual items and transaction terms also are chosen by probability proportionate to size. BLS strongly encourages cooperating companies to supply actual transaction prices at the time of shipment to minimize the use of list prices. Prices submitted by survey respondents are effective on the Tuesday of the week containing the 13th day of the month. The survey is conducted online via the BLS Internet Data Collection Facility (IDCF). Data provided by survey respondents are supplemented with data from other sources for some areas.

Price data are provided by survey respondents on a voluntary and confidential basis; only sworn BLS employees are allowed access to individual company price reports. BLS publishes price indexes, not actual prices. All PPIs are subject to monthly revisions up to 4 months after original publication to reflect the availability of late reports and corrections by respondents.

BLS periodically updates the PPI sample of survey respondents to better reflect current conditions when the structure, membership, technology, or product mix of an industry shifts significantly and to spread reporting burden among smaller firms. Information on these resampling efforts are noted in the *PPI News Release* and *PPI Detailed Report* in the months they occur.

As part of an ongoing effort to expand coverage to sectors of the economy other than mining and manufacturing, an increasing number of service and construction sector industries have been introduced into the PPI. The following list of industries introduced since the mid-1990s includes the month and year in which an article describing the industry's content appeared in the *PPI Detailed Report*.

Service and construction sector industries introduced into the Producer Price Index, by SIC or NAICS code at their date of introduction and the *PPI Detailed Report* issue that announces their introduction

Title	Code	<i>PPI Detailed Report</i> Issue
	SIC	
Wireless telecommunications	4812	July 1999
Telephone communications, except radio telephone	4813	July 1995
Television broadcasting	4833	July 2002
Grocery stores	5411	July 2000
Meat and fish (seafood) markets	5421	July 2000
Fruit and vegetable markets	5431	July 2000
Candy, nut, and confectionery stores ...	5441	July 2000

Title	Code	PPI Detailed Report Issue
SIC		
Retail bakeries	5461	July 2000
Miscellaneous food stores	5499	July 2000
New car dealers	5511	July 2000
Gasoline service stations	5541	January 2002
Boat dealers	5551	January 2002
Recreational vehicle dealers	5561	January 2002
Miscellaneous retail	59	January 2001
Security brokers, dealers, and investment bankers	6211	January 2001
Investment advice	6282	January 2003
Life insurance carriers	6311	January 1999
Property and casualty insurance	6331	July 1998
Insurance agencies and brokerages	6412	January 2003
Operators and lessors of nonresidential buildings	6512	January 1996
Real estate agents and managers	6531	January 1996
Prepackaged software	7372	January 1998
Data processing services	7374	January 2002
Home health care services	8082	January 1997
Legal services	8111	January 1997
Engineering design, analysis, and consulting services	8711	January 1997
Architectural design, analysis, and consulting services	8712	January 1997
Premiums for property and casualty insurance	9331	July 1998
NAICS		
New Industrial building construction	236211	January 2008
New warehouse building construction	236221	July 2005
New school construction	236222	July 2006
New office construction	236223	January 2007
New health care building construction	236224	January 2013
Concrete contractors, nonresidential building work	23811X	July 2008
Roofing contractors, nonresidential building work	23816X	July 2008
Electrical contractors, nonresidential building work	23821X	July 2008
Plumbing / HVAC contractors, nonresidential building work	23822X	July 2008
Merchant wholesalers, durable goods	423	July 2005
Merchant wholesalers, nondurable goods	424	July 2005
Electronics and appliance stores	443	January 2004
Building material and garden equipment and supplies dealers	444	January 2004
Sporting goods, hobby, book, and music stores	451	January 2004
General merchandise stores	452	January 2004
Miscellaneous store retailers	453	January 2004
Pipeline transportation of natural gas	486210	June 2022
Internet service providers	518111	July 2005
Internet publishing and web search portals	519130	January 2010
Commercial banking	522110	January 2005
Savings institutions	522120	January 2005
Direct health and medical insurance carriers	524114	July 2004

Title	Code	PPI Detailed Report Issue
NAICS		
Construction, mining, and forestry machinery and equipment rental and leasing	532412	January 2005
Management consulting services	541610	January 2007
Security guards and patrol services	561612	July 2005
Offices of dentists	621210	January 2011
Blood and organ banks	621991	January 2007
Amusement and theme parks	713110	July 2006
Golf courses and country clubs	713910	July 2006
Fitness and recreational sports centers	713940	July 2005
Commercial machinery repair and maintenance	811310	July 2007

Weights

Weights for most commodity groupings of the PPI, as well as, weights for commodity-based aggregate indexes calculated from commodity groupings, such as FD-ID indexes, currently reflect 2017 values of shipments as reported in the *Census of Manufactures* and other sources. From January 2018 to December 2022, PPI weights were derived from 2012 shipment values. Industry indexes now are calculated under the 2022 NAICS structure utilizing 2017 value of shipment weights and 2012 net output ratios. The periodic update of the value weights used to calculate the PPI is done to more accurately reflect changes in production and marketing patterns in the economy.

Net output values of shipments are used as weights for industry indexes. Net output values refer to the value of shipments from establishments within the industry to buyers outside the industry. However, weights for commodity indexes are based on gross shipment values, including values of shipments between establishments within the same industry. As a result, broad commodity grouping indexes, such as the PPI for All Commodities (which is composed of major commodity groupings 01 through 15), are affected by the multiple counting of price change at successive stages of processing, which can lead to exaggerated or misleading signals about inflation. The intermediate demand by commodity type FD-ID indexes partially correct for this defect, but industry indexes, final demand FD-ID indexes, and intermediate demand by production flow FD-ID indexes consistently correct for this at all levels of aggregation. Therefore, industry and FD-ID indexes are more appropriate than broad commodity groupings for analysis of general price trends.

Price Index Reference Base

Effective with publication of January 1988 data, many important PPI series (including most commodity groups and individual items) were placed on a new reference base, 1982 = 100. From 1971 through 1987, the standard reference base for most PPI series was 1967 = 100. Except for rounding differences, the shift to the new reference base did not alter any previously published percent changes for affected PPI series. (See "Calculating Index Changes," below.) The 1982

reference base is not used for commodity indexes with a base later than December 1981 or for industry net output indexes and their products. The FD-ID indexes typically have a reference base of November 2009 = 100.

For further information on the underlying concepts and methodology of the Producer Price Index, see chapter 14, “Producer Prices,” in the *BLS Handbook of Methods*. This chapter can be downloaded from the BLS Web site at www.bls.gov/opub/hom/homch14.htm.

Calculating Index Changes

Each PPI measures price changes from a reference period that equals 100.0. An increase of 5.5 percent from the reference period in the Final Demand Goods Price Index, for example, is shown as 105.5. This change also can be expressed in dollars, as follows: prices received by domestic producers of a sample of final demand goods have risen from \$100 in November 2009 to \$105.50. Likewise, a current index of 90.0 would indicate that prices received by producers of final demand goods are 10 percent lower than they were in November 2009.

Movements of price indexes from one month to another are usually expressed as percent changes, rather than as changes in index points. Index point changes are affected by the level of the index in relation to its base period, whereas percent changes are not. The following example shows the computation of index point and percent changes.

Index point change

Final Demand Goods Price Index	107.5
Less previous index	104.0
Equals index point change	3.5

Index percent change

Index point change	3.5
Divided by the previous index	104.0
Equals	0.034
Result multiplied by 100	0.034 x 100
Equals percent change	3.4

Seasonally Adjusted and Unadjusted Data

Because price data are used for different purposes by different groups, BLS publishes seasonally adjusted and unadjusted changes each month. Seasonally adjusted data are preferred for analyzing general price trends in the economy because these data eliminate the effect of changes that normally occur at about the same time, and in about the same magnitude, every year—such as price movements resulting from normal weather patterns, regular production and marketing cycles, model changeovers, seasonal discounts, and holidays. For these reasons, seasonally adjusted data more clearly reveal underlying trends. Unadjusted data are of primary interest to users who need information that can be related to actual dollar values of transactions. Individuals requiring this information include marketing specialists, purchasing agents, budget and cost analysts, contract specialists, and commodity traders. It is the unadjusted data

that are generally cited when escalating long-term contracts such as purchasing agreements or real estate leases. For more information, see *Price Adjustment Guide for Contracting Parties*, on the Web at: www.bls.gov/ppi/publications/price-adjustment-guide-for-contracting-parties.htm.

Seasonal adjustment is accomplished using X-13 ARIMA, a software package published by the U.S. Census Bureau. Each year, the seasonal status of most commodity indexes is reevaluated to reflect more recent price behavior. Industry net output indexes are not seasonally adjusted. For time series that exhibit seasonal pricing patterns, new seasonal factors are estimated and applied to the unadjusted data from the prior 5 years. Updated seasonally adjusted indexes replace the most recent 5 years of seasonal data.

Seasonal factors may be applied to series using either a direct or an aggregative method. Generally, commodity indexes are seasonally adjusted using direct seasonal adjustment, which produces a more complete elimination of seasonal movements than does the aggregative method. However, the direct seasonal adjustment process may not yield figures that possess additive consistency. Thus, a seasonally adjusted index for a broad category that is directly adjusted may not be logically consistent with all seasonally adjusted indexes for its components. Seasonal movements for FD-ID indexes are derived indirectly through an aggregative method that combines movements of a wide variety of subproduct class (six-digit) series.

Seasonally adjusted indexes can become problematic when previously stable and predictable price patterns abruptly change. If the new pattern persists, the seasonal adjustment method will eventually reflect it; if the pattern keeps shifting, however, seasonally adjusted data will become chronically troublesome. This problem occurs relatively infrequently for farm and food-related products, but has more often affected manufactured products such as automobiles and steel.

Since January 1988, the PPI has used Intervention Analysis Seasonal Adjustment methods to enhance the calculation of seasonal factors. With this technique, outlier values that may distort the seasonal pattern are removed from the data prior to applying the standard seasonal factor estimation procedure. For example, a possible economic cause for large price movements for petroleum-based products might have been the COVID-19 pandemic. In this case, intervention techniques allowed for better estimates of seasonally adjusted data. On the whole, very few series have required intervention. Out of over 400 seasonally adjusted commodity series, 69 were subject to intervention in 2023.

For more information relating to seasonal adjustment methods, see “PPI and CPI Seasonal Adjustment: an Update” in the July 2010 *Monthly Labor Review*, and “PPI and CPI Seasonal Adjustment During the COVID-19 Pandemic” in the May 2022 *Monthly Labor Review*.

Producer Price Index Data on the Internet

In 1995, the BLS began posting PPI series, news releases, and technical information to the internet. There were more than 13 million instances of PPI data being downloaded from the BLS website during 2022.

Retrieving PPI data from the PPI Web site

PPI data can be obtained online (www.bls.gov/ppi). On this page, under the tab labeled “Featured PPI databases” links provide the following methods of data retrieval:

- **Top Picks** is a form-based application for both Industry Data and Commodity Data that allows the user to quickly obtain PPI time series data by selecting the high-level aggregate and other commonly requested time series, including the All Commodities Index and the FD-ID indexes (for example, Final Demand). Within each list, any one—or all—of the time series shown can be selected. A user can modify the date range and output options after executing the query, using the reformat button above the data output table.
- **One-Screen Data Search and Multi-Screen Data Search** are form-based query applications for both Industry Data and Commodity Data designed for users unfamiliar with the PPI coding structure. These applications guide a user through the PPI classification by listing index titles and do not require knowledge of commodity or industry codes. Data retrieved are based on a query formulated by selecting data characteristics from lists provided. Two options are available to create customized tables, depending on a user’s browser capability. The one-screen option is a JavaScript application that uses a single screen to guide a user through the available time series data. The second option is a multiple-screen, non-Java-based application. Both methods allow a user to browse the PPI coding structure and select multiple series. Users can modify the date range and output options after executing the query using the reformat button above the data output table.
- **Series Report** is a form-based application that allows users to input multiple, formatted PPI time series identifiers (commodity or industry codes) as inputs in extracting data according to a specified set of date ranges and output options. This application provides the most efficient path for users who are familiar with the format of PPI time series identifiers. There are five alphabetic prefixes used to create unique PPI time series identifiers: WP, WD, PC, PD, and ND. Each provides the user access to a different PPI database. Adding either a “u” (not seasonally adjusted) or an “s” (seasonally adjusted) to the end of these prefixes further specifies the type of data needed.

EXAMPLES

For commodity and FD-ID indexes, series identifiers combine a “wpu” prefix (not seasonally adjusted) or a “wps” prefix (seasonally adjusted) with a commodity code.

<u>Commodity code</u>	<u>Provides data for:</u>
wps141101	Passenger cars, seasonally adjusted
wpu141101	Passenger cars, not seasonally adjusted
wpufd4	Final demand, not seasonally adjusted
wpsid63	Services for intermediate demand, seasonally adjusted

For discontinued commodity indexes, series identifiers combine a “wdu” prefix (not seasonally adjusted) or a “wds” prefix (seasonally adjusted) with a commodity code.

<u>Commodity code</u>	<u>Provides data for:</u>
wds019	Other farm products, seasonally adjusted
wdu0635	Preparations, ethical (prescription), not seasonally adjusted
wdusi138011	Stainless steel mill products, not seasonally adjusted

Current price indexes grouped by industry according to NAICS have series identifiers that begin with the prefix “pcu.” After the prefix, there are 12 digits (the 6-digit industry code is listed twice) followed by up to 7 alphanumeric characters identifying product detail. Dashes are used as placeholders for higher-level industry group codes.

<u>Industry-product code, current NAICS series</u>	<u>Provides data for:</u>
pcu325---325---	Chemical manufacturing
pcu336110336110	Automobile and light duty motor vehicle manufacturing
pcu621111621111411	Offices of physicians, one- and two-physician practices and single-specialty group practices, general/family practice

Discontinued industry-product codes based on SIC combine a “pdu” prefix and “#” between the fourth and fifth characters of the product code. Series identifiers for the discontinued dataset use underscores as placeholders to complete a reference to an SIC industry group code of fewer than four digits. (All PPI industry-based indexes organized by SIC were discontinued with the introduction of NAICS in 2004.)

<u>Industry-product code, discontinued SIC series</u>	<u>Provides data for:</u>
pdu28_#	Chemicals and allied products
pdu331_#	Blast furnaces, steel works, and rolling and finishing mills
pdu3711#111	Passenger cars

Price indexes for discontinued series grouped by industry according to NAICS have identifiers that begin with the prefix “ndu”. After the prefix, there are 12 numeric digits (the 6-digit industry code is listed twice), and up to 7 additional alphanumeric characters that identify product detail. Dashes are used as placeholders for higher-level group codes.

*Industry-product code,
discontinued NAICS series*
ndu212231212231
ndu2122312122312
ndu212231212231214

Provides data for
Lead and zinc ore mining
Lead, zinc concentrates
Lead concentrates

- **Text Files** are best suited for users requiring access to either a large volume of time series data or other PPI-related documentation, such as seasonal factor tables and relative importance tables. The text files can be accessed at download.bls.gov/ or directly from links on the “PPI Databases” page or the PPI homepage. Data and documentation available for download include the following:

Industry Data	<u>Directory:</u> /pub/time.series/pc
Industry Data - Discontinued (NAICS basis)	/pub/time.series/nd
(SIC basis)	/pub/time.series/pd
Commodity Data (incl. FD-ID)	/pub/time.series/wp
Commodity Data – Discontinued	/pub/time.series/wd
Special requests	/pub/special.requests/ppi

Additional information

The PPI homepage (www.bls.gov/ppi) contains additional information regarding PPI data and methodology. The “PPI Publications” section of the homepage provides PPI news releases, both current and archived, as well as general PPI information. The “PPI Tables” section provides relative importance and seasonal factor tables. The remaining sections offer special notices and publications pertaining to PPI methodology and applications.

For questions or comments regarding PPI data classification, methodology, or data availability on the Internet, call or e-mail the Section of Index Analysis and Public Information at (202) 691-7705 or ppi-info@bls.gov. If you are deaf, hard of hearing, or have a speech disability, please dial 7-1-1 to access telecommunications relay services.