

PPI Detailed Report

Data for November 2023



U.S. Department of Labor

U.S. Bureau of Labor Statistics

A blue-tinted composite image. The background shows a large industrial machine with sparks flying from a welding point. In the foreground, a woman and a man in business attire are looking at a document together. The overall scene represents the intersection of industry and labor statistics.

**Mining • Manufacturing • Services
Agriculture • Utilities • Construction**

PPI Detailed Report

Data for November 2023

Editors

Joseph Kowal
Gabriel Vera
Timothy Schermerhorn
Nachelle Jackson

Vol. 27, No. 11

Contents

	<i>Page</i>
Producer Price Indexes, November 2023	1
Recalculated Seasonal Adjustment Factors and Relative Importance Figures to be Available on February 14, 2024	6
Charts	
Final demand	7
Processed goods for intermediate demand	8
Unprocessed goods for intermediate demand	9
Services for intermediate demand	10
Tables	
Producer Price Indexes	
1. Final demand – intermediate demand weights and percent changes, seasonally adjusted	11
2. Selected commodity groupings percent changes by final demand – intermediate demand category	17
3. Final demand – intermediate demand indexes, seasonally adjusted	27
4. Final demand – intermediate demand weights and percent changes, not seasonally adjusted	33
5. Final demand – intermediate demand indexes, not seasonally adjusted	39
6. Selected commodity and service groupings percent changes, not seasonally adjusted	45
7. Commodity and service groupings and individual items, percent changes, not seasonally adjusted	47
8. Commodity and service groupings and individual items, indexes and percent changes, seasonally adjusted	106
9. Commodity and service groupings and individual items indexes, not seasonally adjusted	130
10. Net output of selected industries and industry groups, indexes and percent changes.....	186
11. Net output of selected industries and their products indexes	188
12. Net output of selected industries and their products, percent changes	257
13. Special commodity groupings	330
14. Net inputs to industries, excluding capital investment, labor, and imports	332
Technical note	337

Producer Price Index Release Dates

The following is the schedule of release dates for Producer Price Index data for the remainder of 2023 and 2024. News releases are issued at 8:30 a.m. eastern time on each release date.

Reference Month	Release Date
November 2023	Dec. 13, 2023
December 2023	Jan. 12, 2024
January 2024	Feb. 16, 2024
February 2024	Mar. 14, 2024
March 2024	Apr. 11, 2024
April 2024	May 14, 2024
May 2024	Jun. 13, 2024
June 2024	Jul. 12, 2024
July 2024	Aug. 13, 2024
August 2024	Sep. 12, 2024
September 2024	Oct. 11, 2024
October 2024	Nov. 14, 2024
November 2024	Dec. 12, 2024

Producer Price Indexes – November 2023

The Producer Price Index for final demand was unchanged in November, seasonally adjusted. Final demand prices decreased 0.4 percent in October and rose 0.4 percent in September. (See table A.) On an unadjusted basis, the index for final demand increased 0.9 percent for the 12 months ended in November.

In November, the indexes for both final demand goods and for final demand services were unchanged.

The index for final demand less foods, energy, and trade services edged up 0.1 percent in November, the sixth consecutive advance. For the 12 months ended in November, prices for final demand less foods, energy, and trade services rose 2.5 percent.

Final Demand

Final demand goods: The index for final demand goods was unchanged in November after dropping 1.4 percent in October. In November, price increases of 0.6 percent for final demand foods and 0.2 percent for final demand goods less foods and energy offset a 1.2-percent decrease in the index for final demand energy.

Product detail: Within final demand goods in November, prices for chicken eggs jumped 58.8 percent. The indexes for fresh fruits and melons, utility natural gas, electric power, and carbon steel scrap also moved higher. In contrast, prices for gasoline fell 4.1 percent. The indexes for processed poultry, industrial chemicals, jet fuel, and liquefied petroleum gas also moved lower. (See table 2.)

Final demand services: The index for final demand services remained unchanged in November, the same as in October. In November, prices for final demand services less trade, transportation, and warehousing edged up 0.1 percent. Conversely, the indexes for final demand trade services and for final demand transportation and warehousing services declined, 0.2 percent and 0.5 percent, respectively. (Trade indexes measure changes in margins received by wholesalers and retailers.)

Product detail: Within the index for final demand services in November, prices for traveler accommodation services rose 4.0 percent. The indexes for deposit services (partial); health, beauty, and optical goods retailing; food and alcohol wholesaling; and apparel, footwear, and accessories retailing also advanced. In contrast, margins for automobile retailing

(partial) declined 5.1 percent. The indexes for chemicals and allied products wholesaling, portfolio management, furniture retailing, and truck transportation of freight also fell.

Intermediate Demand by Commodity Type

Within intermediate demand in November, the index for processed goods was unchanged, prices for unprocessed goods fell 1.4 percent, and the index for services rose 0.2 percent. (See tables B and C.)

Processed goods for intermediate demand: Prices for processed goods for intermediate demand were unchanged in November after moving down 1.0 percent in October. In November, a 1.0-percent increase in the index for processed energy goods offset price decreases of 0.2 percent for processed materials less foods and energy and 0.6 percent for processed foods and feeds. For the 12 months ended in November, the index for processed goods for intermediate demand declined 4.1 percent.

Product detail: Within the index for processed goods for intermediate demand in November, prices for electric power advanced 1.5 percent. The indexes for diesel fuel, natural gas to electric utilities, thermoplastic resins and materials, and soybean cake and meal also moved higher. Conversely, prices for industrial chemicals fell 3.0 percent. The indexes for gasoline, processed poultry, jet fuel, and softwood lumber (not edge worked) also decreased.

Unprocessed goods for intermediate demand: Prices for unprocessed goods for intermediate demand declined 1.4 percent in November after falling 1.8 percent in October. Leading the November decrease, the index for unprocessed energy materials dropped 3.2 percent. Prices for unprocessed foodstuffs and feedstuffs moved down 1.0 percent. In contrast, the index for unprocessed nonfood materials less energy rose 0.7 percent. For the 12 months ended in November, prices for unprocessed goods for intermediate demand declined 13.1 percent.

Product detail: A major factor in the November decrease in prices for unprocessed goods for intermediate demand was the index for crude petroleum, which dropped 9.5 percent. Prices for slaughter steers and heifers, corn, slaughter barrows and gilts, slaughter chickens, and raw cotton also declined. Conversely, the index for carbon steel scrap advanced 8.0 percent. Prices for natural gas and for hay, hayseeds, and oilseeds also increased.

Chart 1. One-month percent changes in selected PPI final demand price indexes, seasonally adjusted

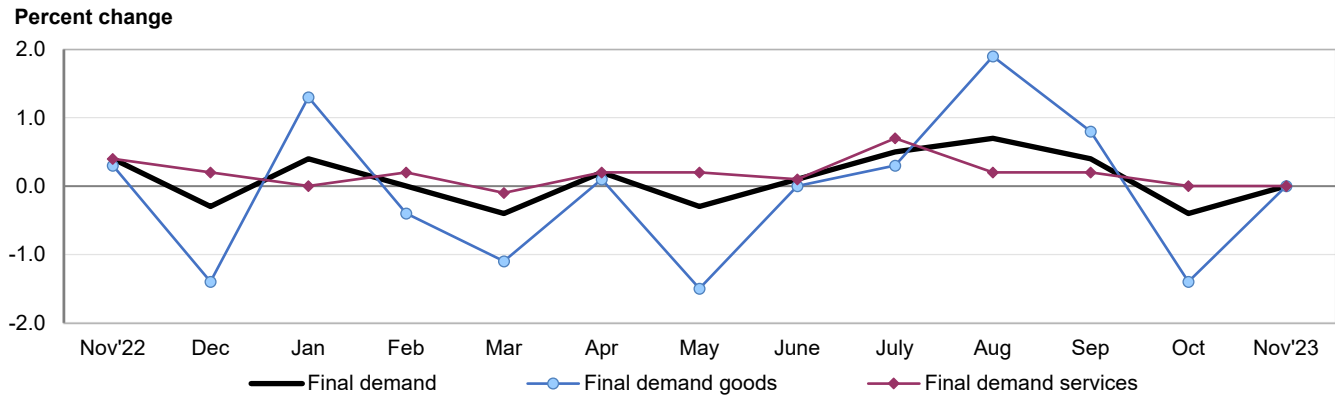


Chart 2. Twelve-month percent changes in selected PPI final demand price indexes, not seasonally adjusted

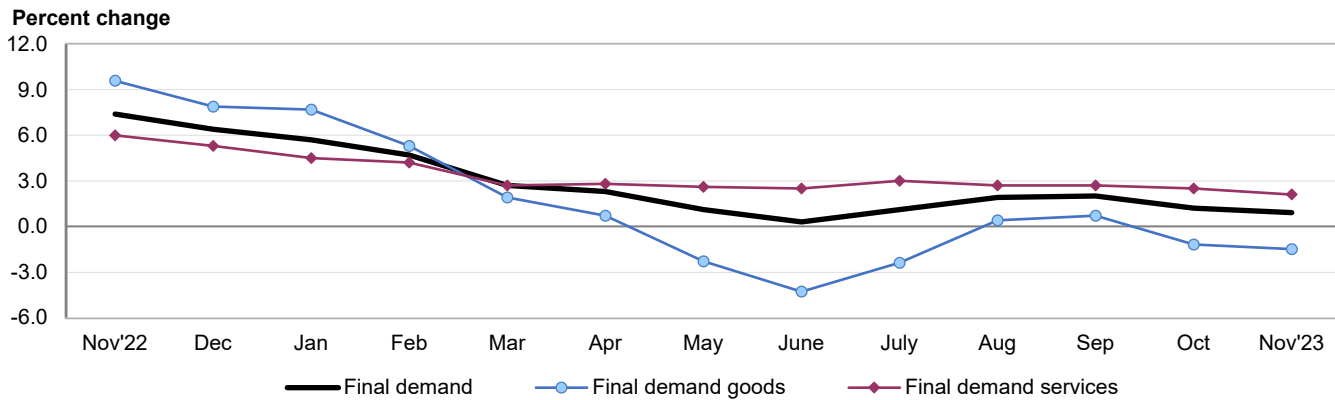


Table A. Monthly and 12-month percent changes in selected final demand price indexes, seasonally adjusted

Month	Total final demand	Final demand less foods, energy, and trade	Final demand goods				Final demand services				Change in final demand from 12 months ago (unadj.)	Change in final demand less foods, energy, and trade from 12 mo. ago (unadj.)
			Total	Foods	Energy	Less foods and energy	Total	Trade	Transportation and warehousing	Other		
2022												
Nov....	0.4	0.4	0.3	3.3	-2.3	0.3	0.4	0.5	-0.4	0.5	7.4	4.9
Dec....	-0.3	0.2	-1.4	-0.9	-6.3	0.1	0.2	0.3	0.0	0.2	6.4	4.7
2023												
Jan. ...	0.4	0.5	1.3	-1.3	5.4	0.6	0.0	-0.8	-0.5	0.5	5.7	4.4
Feb....	0.0	0.3	-0.4	-2.3	-0.8	0.3	0.2	-0.2	-0.8	0.4	4.7	4.5
Mar....	-0.4	0.1	-1.1	0.2	-6.1	0.2	-0.1	-0.6	-0.7	0.2	2.7	3.7
Apr....	0.2	0.2	0.1	-0.4	0.7	0.1	0.2	0.4	-2.5	0.5	2.3	3.4
May. ...	-0.3	0.0	-1.5	-1.0	-6.9	0.1	0.2	0.8	-0.5	0.0	1.1	2.9
June...	0.1	0.3	0.0	-0.3	0.8	-0.2	0.1	-0.7	0.0	0.5	0.3	2.9
July ¹ ...	0.5	0.2	0.3	0.4	0.9	0.0	0.7	1.6	0.3	0.4	1.1	2.9
Aug. ¹ ..	0.7	0.2	1.9	-0.4	10.2	0.1	0.2	0.1	0.0	0.3	1.9	2.9
Sept. ¹ ..	0.4	0.3	0.8	0.6	3.0	0.2	0.2	-0.1	0.2	0.4	2.0	2.9
Oct. ¹ ...	-0.4	0.1	-1.4	-0.1	-6.7	0.0	0.0	-0.2	1.1	0.0	1.2	2.8
Nov....	0.0	0.1	0.0	0.6	-1.2	0.2	0.0	-0.2	-0.5	0.1	0.9	2.5

¹ Some of the figures shown above and elsewhere in this release may differ from those previously reported because data for July 2023 through October 2023 have been revised to reflect the availability of late reports and corrections by respondents.

Table B. Monthly and 12-month percent changes in selected intermediate demand price indexes for goods by commodity type, seasonally adjusted

Month	Processed goods for intermediate demand					Unprocessed goods for intermediate demand				
	Total	Foods and feeds	Energy goods	Less foods and energy	Total, change from 12 months ago (unadj.)	Total	Food-stuffs and feed-stuffs	Energy materials	Nonfood materials less energy	Total, change from 12 months ago (unadj.)
2022										
Nov.....	-0.5	0.8	-1.9	-0.2	7.6	-3.1	0.0	-6.7	-0.7	3.5
Dec.....	-2.5	-0.6	-9.8	-0.4	4.8	1.5	-0.2	5.2	-1.7	10.7
2023										
Jan.....	1.1	0.2	4.9	0.1	3.9	-4.7	-5.8	-7.0	2.1	2.8
Feb.....	-0.4	-2.1	-1.6	0.2	2.1	-4.9	-1.0	-10.9	0.3	-10.4
Mar.....	-1.0	-0.2	-3.9	-0.2	-1.0	-4.7	-0.7	-11.1	-0.9	-16.8
Apr.....	-0.5	-1.1	-2.9	0.2	-3.4	1.1	-1.5	3.7	1.8	-20.3
May.....	-1.6	-1.8	-7.0	-0.1	-7.2	-5.2	-4.6	-8.0	-2.1	-28.2
June.....	-0.5	-1.2	-0.5	-0.4	-9.4	-1.0	1.0	-2.8	-1.6	-32.1
July ¹	-0.3	1.2	-0.1	-0.5	-7.6	2.4	-0.9	10.1	-3.1	-24.1
Aug. ¹	2.1	0.8	11.8	-0.2	-4.4	2.2	0.1	5.8	0.1	-26.3
Sept. ¹	0.5	0.7	2.3	0.0	-3.8	3.3	2.3	6.8	-0.7	-21.6
Oct. ¹	-1.0	-0.3	-4.6	-0.1	-4.6	-1.8	-3.1	-1.5	-0.1	-14.7
Nov.....	0.0	-0.6	1.0	-0.2	-4.1	-1.4	-1.0	-3.2	0.7	-13.1

¹ Some of the figures shown above and elsewhere in this release may differ from those previously reported because data for July 2023 through October 2023 have been revised to reflect the availability of late reports and corrections by respondents.

Services for intermediate demand: The index for services for intermediate demand increased 0.2 percent in November, the third consecutive rise. The November advance can be attributed to prices for services less trade, transportation, and warehousing for intermediate demand, which moved up 0.4 percent. In contrast, the indexes for transportation and warehousing services for intermediate demand and for trade services for intermediate demand fell, 0.2 percent and 0.1 percent, respectively. For the 12 months ended in November, prices for services for intermediate demand increased 2.9 percent.

Product detail: Over 40 percent of the November rise in the index for services for intermediate demand can be traced to a 4.5-percent increase in prices for gross rents for retail properties. The indexes for deposit services (partial), television advertising time sales, food and alcohol wholesaling, gross rents for office buildings, and machinery and equipment parts and supplies wholesaling also advanced. Conversely, prices for truck transportation of freight decreased 0.6 percent. The indexes for chemicals and allied products wholesaling and for business loans (partial) also moved lower.

Table C. Monthly and 12-month percent changes in selected intermediate demand price indexes for services by commodity type, seasonally adjusted

Month	Services for intermediate demand				
	Total	Trade	Transportation and warehousing	Other	Total, change from 12 months ago (unadj.)
2022					
Nov.....	0.8	0.9	-1.3	1.2	6.9
Dec.....	0.0	-1.3	0.0	0.4	6.0
2023					
Jan.....	1.0	0.8	0.5	1.1	6.3
Feb.....	0.3	-0.7	0.0	0.7	6.2
Mar.....	-0.3	0.9	-1.0	-0.5	4.5
Apr.....	0.7	0.8	-1.1	1.0	4.4
May.....	0.2	-0.3	-0.3	0.4	3.9
June.....	0.1	-0.8	-0.1	0.4	4.4
July ¹	0.6	2.1	0.9	0.1	4.7
Aug. ¹	-0.1	-0.5	-0.6	0.1	4.2
Sept. ¹	0.2	-0.6	0.5	0.3	3.9
Oct. ¹	0.1	2.1	0.7	-0.5	3.5
Nov.....	0.2	-0.1	-0.2	0.4	2.9

¹ Some of the figures shown above and elsewhere in this release may differ from those previously reported because data for July 2023 through October 2023 have been revised to reflect the availability of late reports and corrections by respondents.

Intermediate Demand by Production Flow

Stage 4 intermediate demand: Prices for stage 4 intermediate demand advanced 0.1 percent in November after decreasing 0.3 percent in October. In November, the index for total services inputs to stage 4 intermediate demand rose 0.2 percent, and prices for total goods inputs edged up 0.1 percent. (See table D.) Increases in the indexes for gross rents for retail properties, electric power, gross rents for office buildings, fresh fruits and melons, and food and alcohol wholesaling outweighed decreases in the indexes for chemicals and allied products wholesaling, portfolio management, and processed poultry. For the 12 months ended in November, prices for stage 4 intermediate demand advanced 1.5 percent.

Stage 3 intermediate demand: The index for stage 3 intermediate demand declined 0.1 percent in November after moving down 0.5 percent in October. In November, prices for total goods inputs to stage 3 intermediate demand fell 0.6 percent. In contrast, the index for total services inputs rose 0.3 percent. Decreases in the indexes for slaughter steers and heifers, jet fuel, corn, slaughter barrows and gilts, and chemicals and allied products wholesaling outweighed advances in prices for television advertising time sales, diesel fuel, ungraded chicken eggs, and deposit services (partial). For the 12 months ended in November, prices for stage 3 intermediate demand fell 3.7 percent.

Stage 2 intermediate demand: The index for stage 2 intermediate demand declined 0.5 percent in November, the largest decrease since moving down 1.0 percent in June. In November, prices for total goods inputs to stage 2 intermediate demand fell 1.4 percent. Conversely, the index for total services inputs advanced 0.3 percent. Decreases in the indexes for crude petroleum, industrial chemicals, liquified petroleum gas, business loans (partial), automotive fuels and lubricants retailing, and chemicals and allied products wholesaling outweighed increases in prices for deposit services (partial), natural gas, and oilseeds. For the 12 months ended in November, prices for stage 2 intermediate demand moved down 2.4 percent.

Stage 1 intermediate demand: The index for stage 1 intermediate demand advanced 0.1 percent in November following a 0.4-percent decrease in October. In November, prices for total services inputs to stage 1 intermediate demand rose 0.2 percent, and the index for total goods inputs moved up 0.1 percent. Price increases for gross rents for retail properties, diesel fuel, traveler accommodation services, electric power, and carbon steel scrap outweighed decreases in the indexes for industrial chemicals, chemicals and allied products wholesaling, corn, and gasoline. For the 12 months ended in November, prices for stage 1 intermediate demand declined 1.5 percent.

Table D. Monthly percent changes in selected intermediate demand price indexes by production flow, seasonally adjusted

Month	Stage 4 intermediate demand			Stage 3 intermediate demand			Stage 2 intermediate demand			Stage 1 intermediate demand		
	Total	Goods inputs	Ser-vices inputs	Total	Goods inputs	Ser-vices inputs	Total	Goods inputs	Ser-vices inputs	Total	Goods inputs	Ser-vices inputs
2022												
Nov.....	0.4	-0.2	1.0	-0.4	-1.1	0.3	-1.0	-2.9	0.8	0.1	-0.6	0.9
Dec.....	-0.4	-0.7	0.0	-2.0	-3.8	0.0	1.0	1.5	0.6	-1.8	-3.0	-0.4
2023												
Jan.....	1.0	0.8	1.2	0.2	-0.5	0.9	-0.9	-2.9	0.9	0.7	0.8	0.7
Feb.....	0.0	-0.1	0.2	-0.2	-0.6	0.1	-1.4	-4.6	1.2	-0.3	-0.4	-0.2
Mar.....	-0.3	-0.5	-0.1	-0.7	-1.1	-0.4	-2.5	-4.9	-0.7	-0.4	-1.0	0.2
Apr.....	0.3	-0.2	0.7	-0.2	-1.2	0.7	0.9	1.2	0.7	-0.1	-0.7	0.5
May.....	-0.2	-0.6	0.2	-1.4	-3.0	-0.1	-1.4	-4.1	0.6	-1.0	-1.8	-0.2
June.....	0.0	0.0	0.1	-0.1	-0.1	-0.2	-1.0	-2.2	-0.2	-0.1	-0.6	0.3
July ¹	0.3	-0.1	0.7	-0.4	-1.4	0.5	1.9	4.0	0.4	0.1	-0.7	0.8
Aug. ¹	0.5	0.7	0.4	1.1	3.3	-0.6	0.6	2.2	-0.5	1.4	2.6	0.4
Sept. ¹	0.2	0.3	0.2	0.6	1.2	0.0	1.1	3.1	-0.4	0.3	0.3	0.3
Oct. ¹	-0.3	-0.5	-0.1	-0.5	-1.9	0.6	-0.2	-1.0	0.5	-0.4	-0.8	0.1
Nov.....	0.1	0.1	0.2	-0.1	-0.6	0.3	-0.5	-1.4	0.3	0.1	0.1	0.2

¹ Some of the figures shown above and elsewhere in this release may differ from those previously reported because data for July 2023 through October 2023 have been revised to reflect the availability of late reports and corrections by respondents.

Recalculated Seasonal Adjustment Factors and Relative Importance Figures to be Available on February 14, 2024

Each year with the release of PPI data for January, seasonal adjustment factors and relative importance figures are recalculated to reflect price movements from the just-completed calendar year. The following information relating to the seasonal-factor update will be available on February 14, 2024 (2 workdays prior to the release of PPI data for January 2024 on February 16, 2024):

- Direct seasonal factors for PPI commodity indexes for the year 2024,
- Recalculated seasonal factors for the last 5 years (2019-2023) for PPI commodity indexes,
- Recalculated seasonal factors for the last 5 years (2019-2023) for PPI Final Demand-Intermediate Demand indexes,
- Recalculated seasonal index data for the last 5 years (2019-2023) for Final Demand-Intermediate Demand and commodity indexes. This revision to seasonally adjusted indexes for the previous 5 years will be posted to the PPI database on the BLS website.

In addition, the following relative importance tables, which include values for December 2023, will be available on February 14, 2024:

- Final demand by individual commodities
- Final demand by component series
- Individual commodities of intermediate demand by commodity type
- Component series of intermediate demand by commodity type
- Individual commodities of intermediate demand by production flow
- Component series of intermediate demand by production flow
- Commodities, all levels
- Wherever-provided services and construction

This information will be available on the PPI website at www.bls.gov/ppi or by contacting the PPI Section of Index Analysis and Public Information at ppi-info@bls.gov or (202) 691-7705.

Chart 1. The Final Demand Index and its component indexes, January 2019 through November 2023, 12-month percentage changes

Percent change

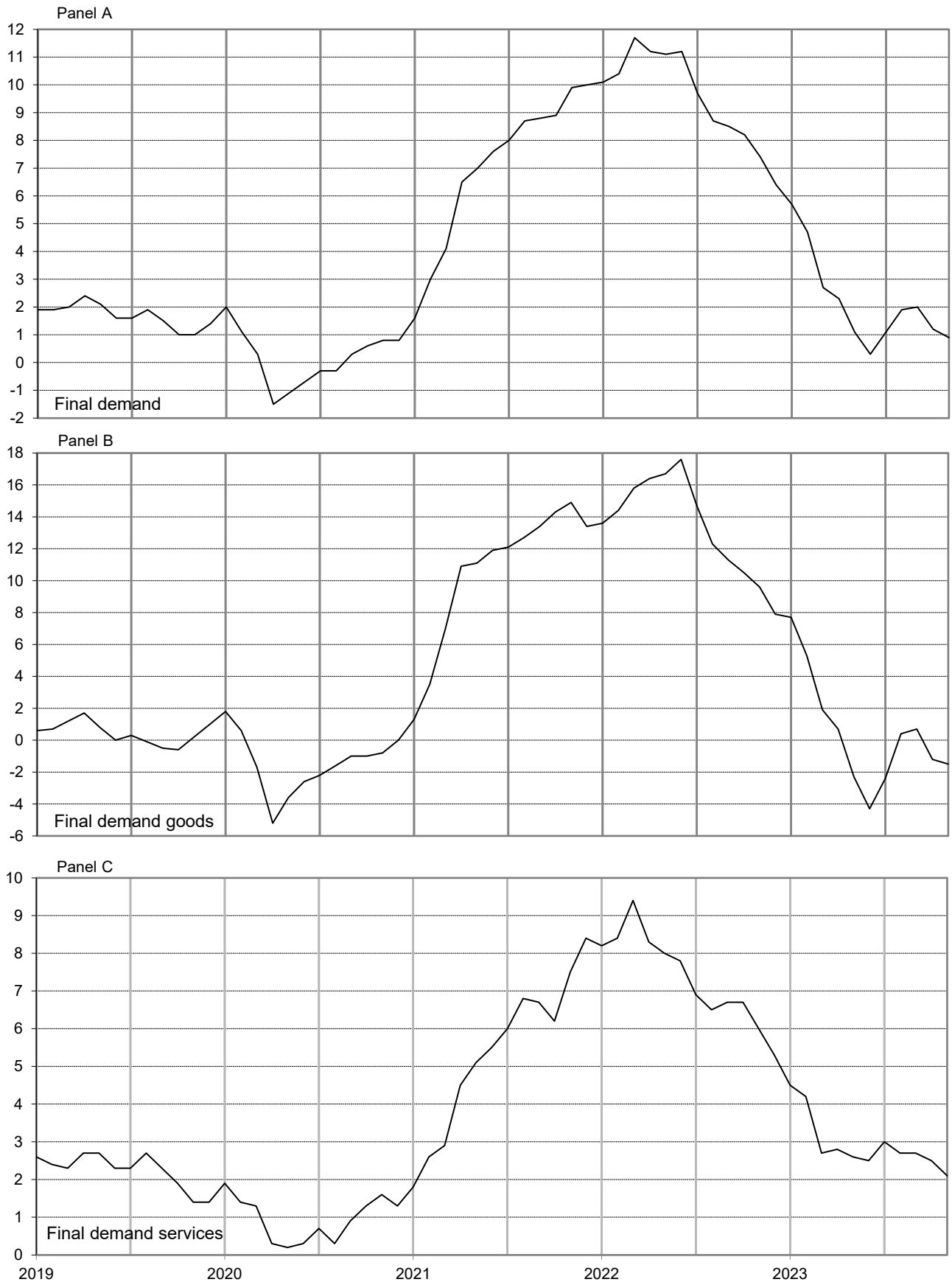


Chart 2. The Processed Goods for Intermediate Demand Index and its component indexes, January 2019 through November 2023, 12-month percentage changes

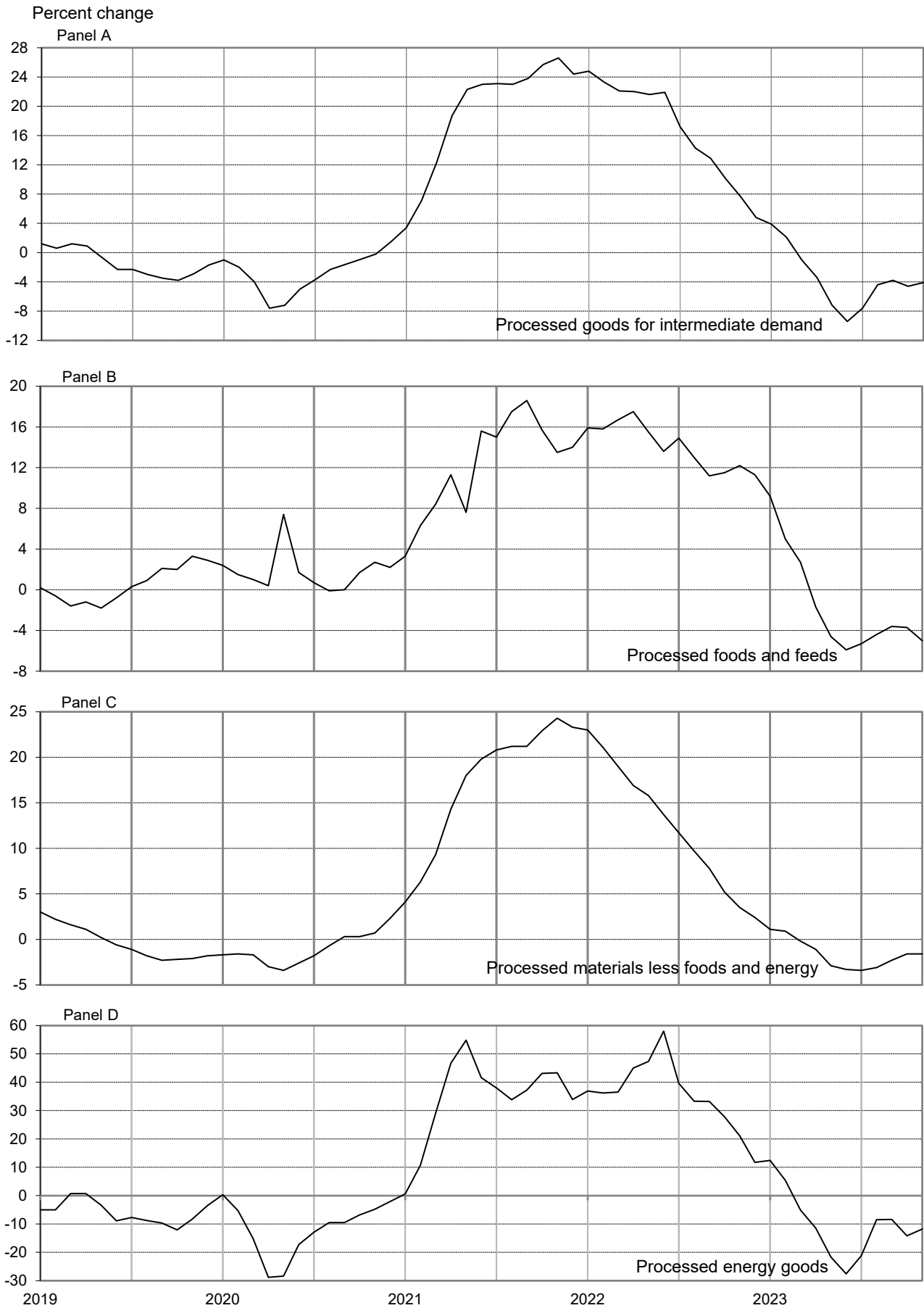


Chart 3. The Unprocessed Goods for Intermediate Demand Index and its component indexes, January 2019 through November 2023, 12-month percentage changes

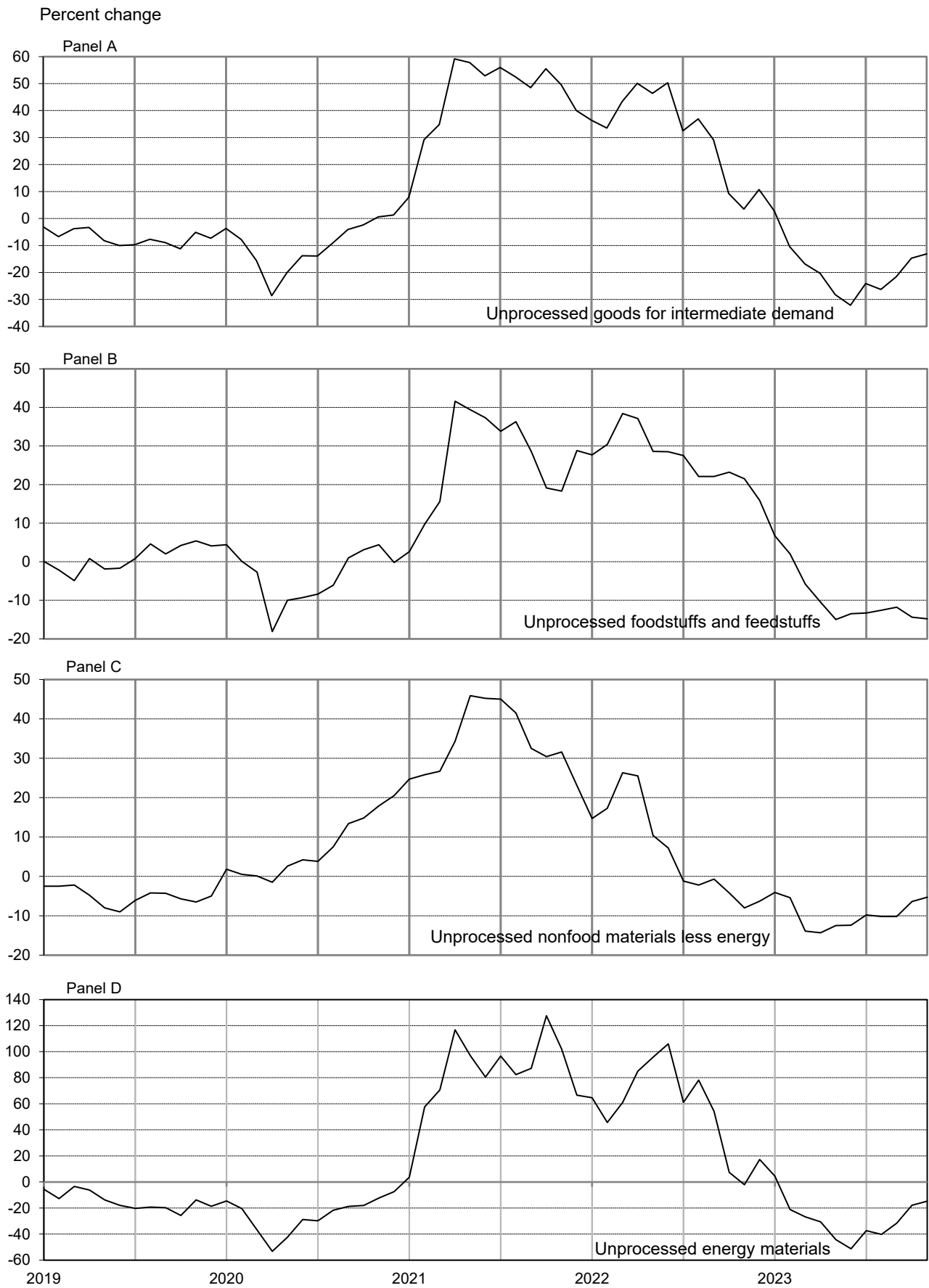
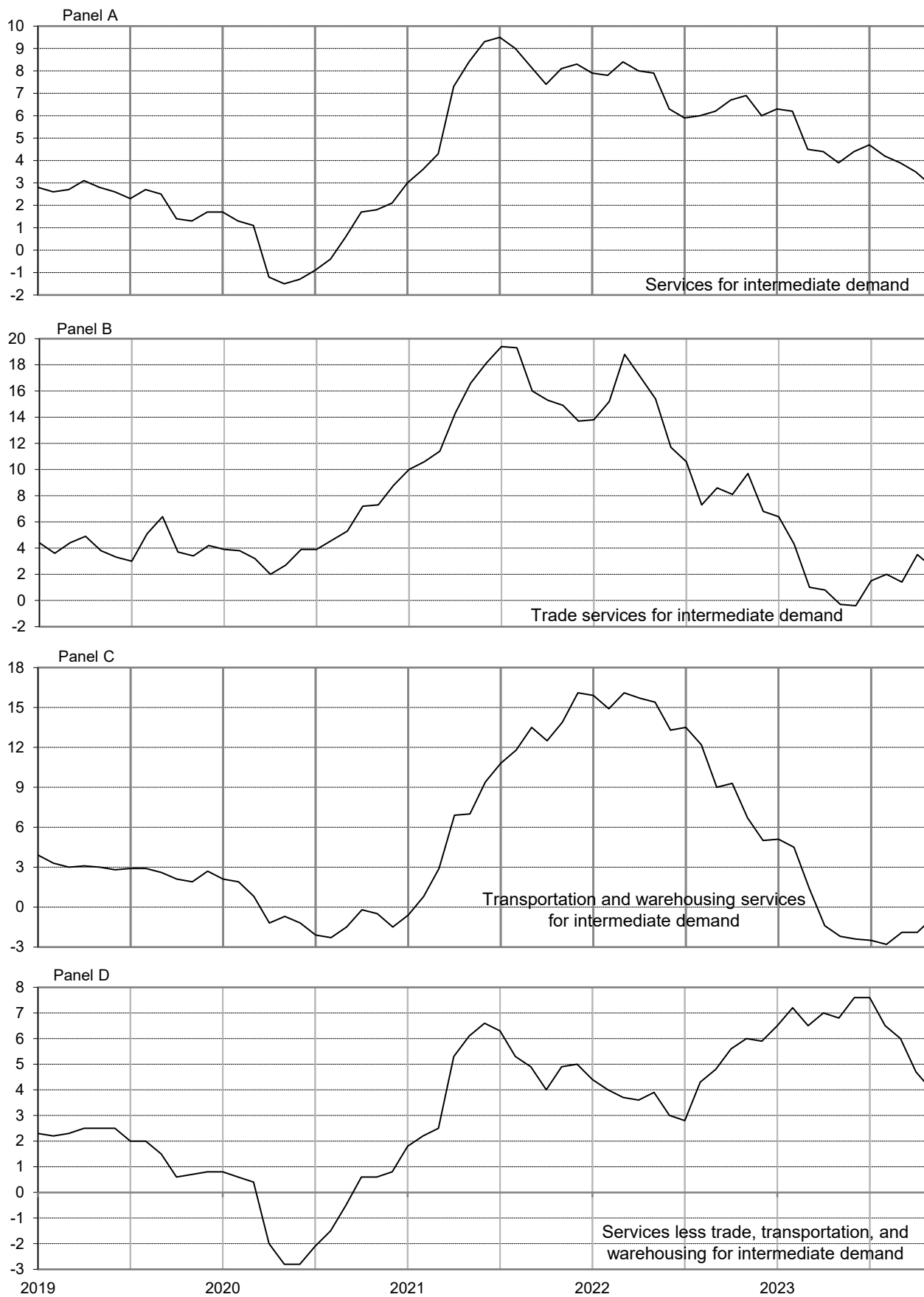


Chart 4. The Services for Intermediate Demand Index and its component indexes, January 2019 through November 2023, 12-month percentage changes

Percent change



Source: U.S. Bureau of Labor Statistics, Producer Price Index Program

Table 1. Producer price index percentage changes and weights for Final Demand-Intermediate Demand groupings, seasonally adjusted
[November 2023]

Grouping	Commodity code		Relative Importance Dec. 2022 ¹	Unadjusted 12-month percent change ² Nov. 2022 to Nov. 2023 ^P	Seasonally adjusted 1-month percent change ²				
	Group code	Item code			June to July	July to Aug. ^P	Aug. to Sept. ^P	Sept. to Oct. ^P	Oct. to Nov. ^P
Final Demand									
Final demand.....	FD	4	100.000	0.9	0.5	0.7	0.4	-0.4	0.0
Final demand goods.....	FD	41	30.653	-1.5	0.3	1.9	0.8	-1.4	0.0
Final demand foods.....	FD	411	5.940	-4.9	0.4	-0.4	0.6	-0.1	0.6
Finished consumer foods ³	FD	4111	4.511	-4.3	0.0	-0.2	0.5	0.1	0.6
Finished consumer foods, crude.....	FD	41113	0.606	-38.0	-2.1	-5.6	-3.6	-3.1	19.3
Finished consumer foods, processed.....	FD	41112	3.905	0.9	0.2	0.3	0.9	0.4	-0.9
Government purchased foods.....	FD	4112	0.406	1.3	1.3	0.2	1.3	0.9	-0.1
Foods for export.....	FD	4113	1.023	-10.0	1.3	-1.5	0.6	-1.7	1.1
Final demand energy.....	FD	412	5.853	-8.4	0.9	10.2	3.0	-6.7	-1.2
Finished consumer energy goods ³	FD	4121	4.451	-6.3	0.9	8.7	2.9	-7.6	-1.3
Government purchased energy.....	FD	4122	0.942	-14.4	0.3	15.7	3.3	-4.5	0.0
Energy for export.....	FD	4123	0.460	-15.8	1.9	15.1	3.9	-1.8	-1.9
Final demand goods less foods and energy.....	FD	413	18.859	1.8	0.0	0.1	0.2	0.0	0.2
Finished goods less foods and energy ³	FD	4131	10.768	2.9	0.2	0.2	0.2	0.0	0.3
Finished consumer goods less foods and energy.....	FD	41311	5.731	2.7	0.2	0.2	0.2	0.0	0.3
Nondurable consumer goods less foods and energy.....	FD	413111	3.441	3.4	0.2	0.2	0.1	0.2	0.2
Durable consumer goods.....	FD	413112	2.290	1.6	0.1	0.2	0.2	-0.3	0.4
Private capital equipment.....	FD	41312	5.037	3.1	0.3	0.2	0.2	0.0	0.2
Private capital equipment for manufacturing industries.....	FD	413121	1.222	3.9	0.3	0.2	0.1	0.0	0.2
Private capital equipment for nonmanufacturing industries.....	FD	413122	3.815	2.9	0.3	0.1	0.2	0.0	0.2
Government purchased goods, excluding foods and energy.....	FD	4132	1.967	0.7	0.0	0.1	0.2	0.1	0.0
Government purchased goods excluding foods, energy, and capital equipment.....	FD	41321	1.160	-0.1	-0.2	0.1	0.2	0.2	-0.2
Government purchased capital equipment.....	FD	41322	0.807	2.0	0.3	0.1	0.1	0.1	0.2
Goods for export, excluding foods and energy.....	FD	4133	6.124	0.3	-0.3	0.0	0.1	0.0	0.1
Final demand services.....	FD	42	66.677	2.1	0.7	0.2	0.2	0.0	0.0
Final demand trade services ⁴	FD	423	19.700	0.3	1.6	0.1	-0.1	-0.2	-0.2
Trade of finished goods ³	FD	4231	17.049	-0.1	1.2	0.2	-0.1	-0.4	-0.2
Trade of personal consumption goods.....	FD	42311	13.855	0.1	0.6	0.1	-0.3	-0.2	-0.3
Trade of private capital equipment.....	FD	42312	3.194	-1.0	3.8	0.3	0.5	-1.3	-0.1
Trade of government purchased goods.....	FD	4232	0.750	3.2	4.1	-0.3	0.0	0.4	0.3
Trade of government purchased goods, excluding capital equipment.....	FD	42321	0.457	4.1	3.3	-0.7	-0.3	1.4	0.3
Trade of government purchased capital equipment.....	FD	42322	0.293	1.7	5.5	0.4	0.6	-1.2	0.4
Trade of exports.....	FD	4233	1.901	2.4	3.8	-0.3	-0.2	1.0	-0.1
Final demand transportation and warehousing services.....	FD	422	5.213	-4.0	0.3	0.0	0.2	1.1	-0.5
Transportation of passengers for final demand.....	FD	4221	1.275	1.9	1.7	-1.9	-3.0	2.5	-0.6
Transportation of private passengers.....	FD	42211	0.860	1.9	1.7	-1.9	-3.0	2.5	-0.6
Transportation of government passengers.....	FD	42212	0.103	1.8	1.7	-1.9	-3.0	2.5	-0.6
Transportation of passengers for export.....	FD	42213	0.312	1.9	1.7	-1.9	-3.1	2.5	-0.6
Transportation and warehousing of goods for final demand.....	FD	4222	3.938	-5.9	-0.2	0.6	1.3	0.6	-0.5
Transportation and warehousing of finished goods ³	FD	42221	2.567	-6.5	-0.3	0.6	1.3	0.6	-0.5
Transportation and warehousing of personal consumption goods.....	FD	422211	2.063	-6.3	-0.3	0.6	1.3	0.6	-0.5
Transportation and warehousing of private capital equipment.....	FD	422212	0.504	-7.5	-0.6	0.6	1.4	0.7	-0.5
Transportation and warehousing of government purchased goods.....	FD	42222	0.233	-4.6	0.2	0.4	1.2	0.5	-0.4
Transportation and warehousing of exports.....	FD	42223	1.138	-4.8	-0.2	0.8	1.2	0.7	-0.4
Final demand services less trade, transportation, and warehousing.....	FD	421	41.763	3.7	0.4	0.3	0.4	0.0	0.1
Finished services less trade, transportation, and warehousing ³	FD	4211	36.505	3.6	0.4	0.3	0.4	0.1	0.2
Finished consumer services less trade, transportation, and warehousing.....	FD	42111	32.158	3.6	0.4	0.2	0.4	0.0	0.2
Private capital investment services less trade, transportation, and warehousing.....	FD	42112	4.347	3.6	0.2	0.7	0.2	0.3	-0.1
Government purchased services less trade, transportation, and warehousing.....	FD	4212	2.674	3.4	0.4	0.4	0.2	-0.4	0.1
Gov. purchased services less trade, transportation, and warehousing, excl. capital investment.....	FD	42121	2.515	3.5	0.4	0.4	0.3	-0.4	0.2
Government purchased capital investment services less trade, transportation, and warehousing.....	FD	42122	0.159	2.6	0.1	0.6	-0.2	0.4	-1.1
Services for export less trade, transportation, and warehousing.....	FD	4213	2.584	5.6	0.3	0.2	0.6	-0.6	-0.3
Final demand construction.....	FD	43	2.670	0.4	-1.2	0.1	0.1	-0.4	-0.2
Construction for private capital investment.....	FD	431	1.856	0.3	-1.3	0.1	0.1	-0.4	-0.2
Construction for government.....	FD	432	0.814	0.6	-1.0	0.1	0.0	-0.3	-0.1
Special Groupings of Final Demand									
Final demand less exports.....	FD	49101	86.458	1.0	0.5	0.8	0.4	-0.5	0.0
Final demand less government.....	FD	49102	92.111	1.0	0.5	0.6	0.4	-0.4	0.0

See footnotes at end of table.

Table 1. Producer price index percentage changes and weights for Final Demand-Intermediate Demand groupings, seasonally adjusted — Continued
[November 2023]

Grouping	Commodity code		Relative Importance Dec. 2022 ¹	Unadjusted 12-month percent change ² Nov. 2022 to Nov. 2023 ^P	Seasonally adjusted 1-month percent change ²				
	Group code	Item code			June to July	July to Aug. ^P	Aug. to Sept. ^P	Sept. to Oct. ^P	Oct. to Nov. ^P
Final demand less foods, food and nonalcoholic beverages for immediate consumption, and energy ⁵	FD	49103	87.791	1.9	0.5	0.2	0.2	0.0	0.0
Final demand less foods and energy ⁵	FD	49104	88.207	2.0	0.5	0.2	0.2	0.0	0.0
Final demand less foods and food and nonalcoholic beverages for immediate consumption ⁵	FD	49105	93.644	1.1	0.6	0.8	0.4	-0.5	0.0
Final demand less foods ⁵	FD	49106	94.060	1.2	0.5	0.8	0.4	-0.5	0.0
Final demand less energy.....	FD	49107	94.147	1.5	0.5	0.2	0.2	0.0	0.1
Final demand less trade services.....	FD	49108	80.300	1.0	0.3	0.9	0.5	-0.5	0.0
Final demand less distributive services ⁶	FD	49109	76.362	1.4	0.3	0.9	0.5	-0.5	0.1
Final demand goods less energy.....	FD	49111	24.799	0.2	0.1	0.0	0.3	0.0	0.3
Final demand goods less foods.....	FD	49112	24.712	-0.7	0.2	2.4	0.9	-1.7	-0.2
Final demand services less trade services.....	FD	49113	46.976	2.8	0.4	0.3	0.4	0.1	0.1
Final demand distributive services ⁶	FD	49114	23.638	-0.7	1.3	0.2	0.1	-0.1	-0.2
Final demand goods plus final demand distributive services ⁶	FD	49115	54.290	-1.2	0.7	1.2	0.5	-0.9	-0.1
Final demand less foods, energy, and trade services ⁵	FD	49116	68.507	2.5	0.2	0.2	0.3	0.1	0.1
Private and government purchased capital equipment.....	FD	49117	5.844	2.9	0.3	0.1	0.2	0.0	0.2
Private and government purchased capital investment services.....	FD	49118	8.497	1.1	1.7	0.5	0.4	-0.3	-0.1
Total private and government purchased capital investment.....	FD	49119	14.341	1.7	0.7	0.3	0.3	-0.2	0.0
Total finished ³	FD	49201	78.567	1.2	0.5	0.7	0.4	-0.5	0.0
Total finished less foods, food and nonalcoholic beverages for immediate consumption, and energy ^{3,5}	FD	49202	69.193	2.1	0.5	0.2	0.2	0.0	0.1
Total finished less foods and energy ^{3,5}	FD	49203	69.605	2.1	0.5	0.2	0.2	0.0	0.1
Total finished less foods and food and nonalcoholic beverages for immediate consumption ^{3,5}	FD	49204	73.644	1.5	0.5	0.7	0.4	-0.5	0.0
Total finished less foods ^{3,5}	FD	49205	74.056	1.5	0.5	0.7	0.4	-0.5	0.0
Total finished less energy ³	FD	49206	74.116	1.7	0.5	0.2	0.2	0.0	0.1
Finished goods ³	FD	49207	19.730	-0.9	0.3	2.1	0.9	-1.9	0.0
Finished goods less energy ³	FD	49208	15.279	0.7	0.2	0.1	0.3	0.0	0.4
Finished goods, excluding foods ^{3,5}	FD	49209	15.219	0.1	0.4	2.7	1.0	-2.4	-0.2
Finished services ³	FD	49210	56.981	2.0	0.6	0.2	0.2	0.0	0.0
Private capital investment services.....	FD	49211	8.045	1.1	1.6	0.5	0.4	-0.3	-0.1
Finished distributive services ^{3,6}	FD	49212	19.616	-0.9	1.0	0.2	0.0	-0.3	-0.3
Finished services less trade services ³	FD	49213	39.932	2.9	0.4	0.3	0.4	0.1	0.1
Finished services less distributive services ^{3,6}	FD	49214	37.365	3.6	0.4	0.2	0.3	0.1	0.2
Total private capital investment (goods, services, and construction).....	FD	49215	14.938	1.7	0.8	0.4	0.3	-0.2	0.0
Finished goods plus finished distributive services ^{3,6}	FD	49216	39.346	-0.9	0.7	1.1	0.5	-1.1	-0.1
Total exports.....	FD	49301	13.542	-0.1	0.6	0.4	0.3	0.0	-0.1
Goods for export.....	FD	49302	7.607	-2.0	0.0	0.6	0.4	-0.3	0.1
Services for export.....	FD	49303	5.935	2.4	1.4	0.1	0.3	0.3	-0.3
Total government purchases.....	FD	49401	7.889	-0.4	0.6	1.8	0.6	-0.6	0.0
Government purchased goods.....	FD	49402	3.315	-3.6	0.2	4.2	1.2	-1.1	-0.1
Government purchased services.....	FD	49403	3.760	2.8	1.1	0.2	0.2	-0.1	0.1
Total government purchased capital investment (goods, services, construction).....	FD	49404	2.073	1.5	0.5	0.2	0.1	-0.2	0.0
Government purchases, defense.....	FD	49405	2.344	-0.3	1.2	2.1	0.9	-0.4	-0.1
Government purchases, non-defense.....	FD	49406	5.545	-0.5	0.3	1.7	0.5	-0.6	0.1
Personal consumption.....	FD	49501	63.629	1.0	0.4	0.8	0.4	-0.6	0.0
Personal consumption goods (finished consumer goods).....	FD	49502	14.693	-2.3	0.3	2.7	1.2	-2.5	-0.1
Personal consumption goods less energy.....	FD	49503	10.242	-0.4	0.1	0.0	0.3	0.1	0.4
Personal consumption goods less foods.....	FD	49504	10.182	-1.4	0.5	3.9	1.4	-3.5	-0.4
Personal consumption nondurable goods less foods.....	FD	49508	7.892	-2.1	0.6	5.0	1.7	-4.4	-0.7
Personal consumption services.....	FD	49505	48.936	2.1	0.5	0.2	0.2	0.0	0.0
Personal consumption less trade services.....	FD	49506	49.774	1.3	0.4	0.9	0.6	-0.7	0.1
Personal consumption less distributive services ⁶	FD	49507	47.711	1.6	0.4	1.0	0.6	-0.7	0.1
Personal consumption less foods and energy.....	FD	49510	54.667	2.2	0.4	0.2	0.2	0.0	0.1
Personal consumption less foods, energy, and trade services ⁴	FD	49511	40.812	2.9	0.4	0.2	0.3	0.1	0.2
Personal consumption less foods, energy, and distributive services ⁶	FD	49512	38.749	3.4	0.4	0.2	0.3	0.1	0.2
Personal consumption goods plus personal consumption distributive services ⁶	FD	49509	30.611	-1.5	0.4	1.4	0.5	-1.3	-0.2
Intermediate Demand by Commodity Type									
Processed goods									
Processed goods for intermediate demand.....	ID6	1	100.000	-4.1	-0.3	2.1	0.5	-1.0	0.0
Materials and components for manufacturing.....	ID6	11	42.908	-3.1	-0.8	-0.2	0.0	-0.1	-0.4
Materials for manufacturing.....	ID6	111	26.996	-5.9	-1.3	-0.3	0.0	-0.3	-0.7
Materials for food manufacturing.....	ID6	1111	4.432	-5.1	0.9	0.9	0.8	0.3	-0.6
Materials for nondurable manufacturing.....	ID6	1112	12.302	-7.7	-1.7	-0.1	0.7	0.6	-0.9
Materials for durable manufacturing.....	ID6	1113	10.262	-4.1	-1.8	-1.0	-1.1	-1.5	-0.5
Components for manufacturing.....	ID6	112	15.912	1.7	0.1	0.0	0.1	0.1	0.1

See footnotes at end of table.

Table 1. Producer price index percentage changes and weights for Final Demand-Intermediate Demand groupings, seasonally adjusted — Continued
[November 2023]

Grouping	Commodity code		Relative Importance Dec. 2022 ¹	Unadjusted 12-month percent change ² Nov. 2022 to Nov. 2023 ^P	Seasonally adjusted 1-month percent change ²				
	Group code	Item code			June to July	July to Aug. ^P	Aug. to Sept. ^P	Sept. to Oct. ^P	Oct. to Nov. ^P
Components for nondurable manufacturing.....	ID6	1121	0.793	-2.1	-0.4	-0.1	-0.4	0.0	0.0
Components for durable manufacturing.....	ID6	1122	15.119	1.9	0.1	0.0	0.1	0.1	0.1
Materials and components for construction.....	ID6	12	10.348	0.8	0.3	0.1	0.3	0.0	0.2
Materials for construction.....	ID6	121	4.574	0.4	0.6	0.2	0.6	-0.3	0.1
Components for construction.....	ID6	122	5.774	1.1	0.1	0.1	0.2	0.3	0.2
Processed fuels and lubricants for intermediate demand.....	ID6	13	19.830	-11.8	-0.1	11.8	2.3	-4.6	1.0
Processed fuels and lubricants to manufacturing industries.....	ID6	131	5.016	-8.6	-0.8	6.9	1.6	-0.8	1.9
Processed fuels and lubricants to nonmanufacturing industries.....	ID6	132	14.814	-12.8	0.2	13.5	2.6	-5.8	0.7
Containers for intermediate demand.....	ID6	14	3.107	-3.3	-0.4	-0.5	-0.4	-0.2	-0.3
Supplies for intermediate demand.....	ID6	15	23.807	-1.0	0.1	0.1	0.1	-0.1	-0.2
Supplies to manufacturing industries.....	ID6	151	3.173	-1.0	-0.4	-0.2	0.0	0.0	0.0
Supplies to nonmanufacturing industries.....	ID6	152	20.634	-0.9	0.2	0.1	0.2	-0.1	-0.2
Supplies to nonmanufacturing industries, feeds.....	ID6	1521	2.363	-8.5	2.6	0.7	0.1	-1.7	-0.3
Supplies to nonmanufacturing industries, other than feeds.....	ID6	1522	18.271	0.0	0.0	0.0	0.2	0.1	-0.2
Unprocessed goods									
Unprocessed goods for intermediate demand.....	ID6	2	100.000	-13.1	2.4	2.2	3.3	-1.8	-1.4
Unprocessed foodstuffs and feedstuffs.....	ID6	21	36.058	-14.8	-0.9	0.1	2.3	-3.1	-1.0
Unprocessed nonfood materials.....	ID6	22	63.942	-12.2	4.5	3.5	3.9	-1.0	-1.7
Unprocessed nonfood materials except fuel.....	ID6	221	45.514	-7.3	2.6	4.3	5.2	-2.0	-5.0
Unprocessed nonfood materials except fuel to manufacturing industries.....	ID6	2211	43.610	-8.0	2.8	4.4	5.4	-2.1	-5.3
Unprocessed nonfood materials except fuel to nonmanufacturing industries.....	ID6	2212	1.904	-8.4	-0.3	1.2	0.4	0.3	0.4
Unprocessed fuel.....	ID6	222	18.428	-34.8	15.5	-0.3	-2.9	4.7	16.1
Unprocessed fuel to manufacturing industries.....	ID6	2221	0.982	-18.0	3.8	1.1	-3.3	2.8	2.2
Unprocessed fuel to nonmanufacturing industries.....	ID6	2222	17.446	-36.0	16.8	-0.4	-2.9	4.9	17.5
Services									
Services for intermediate demand.....	ID6	3	100.000	2.9	0.6	-0.1	0.2	0.1	0.2
Trade services for intermediate demand ⁴	ID6	33	18.127	2.5	2.1	-0.5	-0.6	2.1	-0.1
Trade services for manufacturing industries.....	ID6	331	8.929	2.3	1.8	-0.7	-0.9	2.4	-0.2
Trade services for nonmanufacturing industries.....	ID6	332	9.198	2.7	2.4	-0.3	-0.2	1.8	0.0
Transportation and warehousing services for intermediate demand.....	ID6	32	14.516	-0.8	0.9	-0.6	0.5	0.7	-0.2
Transportation of passengers for intermediate demand.....	ID6	321	1.069	1.8	1.7	-1.9	-3.0	2.5	-0.6
Transportation of passengers for manufacturing industries.....	ID6	3211	0.127	1.9	1.7	-1.9	-3.1	2.5	-0.6
Transportation of passengers for nonmanufacturing industries.....	ID6	3212	0.942	1.8	1.7	-1.9	-3.0	2.4	-0.6
Transportation and warehousing of goods for intermediate demand.....	ID6	322	13.447	-1.0	0.8	-0.5	0.8	0.6	-0.2
Transportation and warehousing of goods for manufacturing industries.....	ID6	3221	2.941	-4.1	0.2	0.6	0.9	0.5	-0.2
Transportation and warehousing of goods for nonmanufacturing industries.....	ID6	3222	10.506	-0.2	1.0	-0.8	0.8	0.6	-0.2
Services less trade, transportation, and warehousing for intermediate demand.....	ID6	31	67.357	4.0	0.1	0.1	0.3	-0.5	0.4
Services less trade, transportation, and warehousing for manufacturing industries.....	ID6	311	2.068	3.8	0.3	0.2	0.2	0.4	0.0
Services less trade, transportation, and warehousing for nonmanufacturing industries.....	ID6	312	65.288	4.0	0.1	0.1	0.3	-0.6	0.4
Construction									
Construction for intermediate demand.....	ID6	4	100.000	3.6	0.1	0.0	0.0	0.2	0.1
Special Groupings of Intermediate Demand by Commodity Type									
Processed materials less foods and feeds.....	ID6	9111	90.968	-4.0	-0.4	2.3	0.5	-1.1	0.0
Processed foods and feeds.....	ID6	9112	9.032	-5.0	1.2	0.8	0.7	-0.3	-0.6
Processed energy goods.....	ID6	9113	19.830	-11.8	-0.1	11.8	2.3	-4.6	1.0
Processed materials less energy.....	ID6	9118	80.170	-2.0	-0.3	-0.1	0.1	-0.1	-0.3
Processed materials less foods and energy.....	ID6	9115	71.138	-1.6	-0.5	-0.2	0.0	-0.1	-0.2
Intermediate distributive services ⁷	ID6	9116	31.574	0.9	1.6	-0.5	0.0	1.4	-0.1
Processed goods plus intermediate distributive services.....	ID6	9117	-	-2.7	0.3	1.3	0.4	-0.3	0.0
Unprocessed materials less agricultural products.....	ID6	9211	58.389	-9.9	6.0	4.0	4.8	-0.8	-1.7
Unprocessed energy materials ⁸	ID6	9212	43.623	-14.8	10.1	5.8	6.8	-1.5	-3.2
Unprocessed materials less energy.....	ID6	9213	56.377	-11.3	-1.7	0.1	1.1	-2.0	-0.3
Unprocessed nonfood materials less energy ⁹	ID6	9216	20.319	-5.3	-3.1	0.1	-0.7	-0.1	0.7
Intermediate Demand by Production Flow									
Stage 4 Intermediate Demand									
Stage 4 intermediate demand.....	ID5	4	100.000	1.5	0.3	0.5	0.2	-0.3	0.1
Inputs to stage 4 goods producers.....	ID5	41	30.237	-0.5	0.0	-0.1	-0.2	0.2	0.0
Goods.....	ID5	411	22.423	-1.8	-0.3	-0.1	-0.1	-0.3	0.0

See footnotes at end of table.

Table 1. Producer price index percentage changes and weights for Final Demand-Intermediate Demand groupings, seasonally adjusted — Continued
[November 2023]

Grouping	Commodity code		Relative Importance Dec. 2022 ¹	Unadjusted 12-month percent change ² Nov. 2022 to Nov. 2023 ^P	Seasonally adjusted 1-month percent change ²				
	Group code	Item code			June to July	July to Aug. ^P	Aug. to Sept. ^P	Sept. to Oct. ^P	Oct. to Nov. ^P
Foods.....	ID5	4111	3.300	-10.2	-1.4	0.7	-0.8	-1.5	0.5
Energy.....	ID5	4112	0.220	-9.5	-0.3	4.8	4.6	4.2	0.3
Goods excluding foods and energy.....	ID5	4113	18.903	-0.2	-0.2	-0.3	-0.1	-0.1	-0.1
Services.....	ID5	412	7.814	3.2	1.1	0.0	-0.4	1.4	0.2
Trade services.....	ID5	4123	5.817	3.5	1.3	0.0	-0.7	1.7	0.3
Transportation and warehousing services.....	ID5	4122	0.515	-2.3	0.1	0.1	0.4	1.2	-0.1
Transportation of passengers.....	ID5	41221	0.077	1.9	1.7	-1.9	-3.1	2.5	-0.6
Transportation and warehousing of goods.....	ID5	41222	0.438	-3.0	-0.2	0.5	1.0	1.0	0.0
Services less trade, transportation, and warehousing.....	ID5	4121	1.482	4.0	0.2	-0.1	0.7	0.3	0.1
Inputs to stage 4 services producers.....	ID5	42	54.970	3.0	0.5	0.7	0.3	-0.5	0.2
Goods.....	ID5	421	13.984	-0.2	0.1	1.2	0.6	-0.6	0.4
Foods.....	ID5	4211	2.360	-3.4	0.9	0.6	1.3	-0.1	-1.3
Energy.....	ID5	4212	4.133	-0.4	-0.3	4.0	1.0	-2.0	2.0
Goods excluding foods and energy.....	ID5	4213	7.491	0.8	0.1	-0.1	0.1	0.0	0.0
Services.....	ID5	422	40.934	4.2	0.7	0.5	0.2	-0.5	0.2
Trade services.....	ID5	4223	4.078	2.2	2.6	-0.4	-0.6	1.6	-0.2
Transportation and warehousing services.....	ID5	4222	3.742	1.8	1.4	-0.7	0.5	0.5	-0.3
Transportation of passengers.....	ID5	42221	0.490	1.9	1.7	-1.9	-3.1	2.5	-0.6
Transportation and warehousing of goods.....	ID5	42222	3.252	1.8	1.3	-0.5	1.0	0.3	-0.3
Services less trade, transportation, and warehousing.....	ID5	4221	33.114	4.8	0.4	0.7	0.3	-0.8	0.3
Construction.....	ID5	423	0.052	3.6	0.1	0.0	0.0	0.2	0.1
Inputs to stage 4 construction producers.....	ID5	43	14.792	-0.1	0.2	1.2	0.6	-0.4	-0.1
Goods.....	ID5	431	10.801	-0.3	0.2	1.7	0.7	-1.0	0.0
Energy.....	ID5	4312	0.855	-17.3	-1.0	18.7	4.5	-11.5	-1.9
Goods excluding foods and energy.....	ID5	4313	9.946	1.5	0.2	0.3	0.4	0.0	0.2
Services.....	ID5	432	3.991	0.5	0.4	0.0	0.4	1.4	-0.3
Trade services.....	ID5	4323	1.692	1.2	0.9	-0.3	0.1	2.3	-0.4
Transportation and warehousing services.....	ID5	4322	0.725	-6.7	-0.5	0.5	1.3	0.8	-0.4
Transportation of passengers.....	ID5	43221	0.015	1.9	1.7	-1.9	-3.1	2.5	-0.6
Transportation and warehousing of goods.....	ID5	43222	0.710	-6.9	-0.6	0.5	1.4	0.8	-0.4
Services less trade, transportation, and warehousing.....	ID5	4321	1.574	3.3	0.3	0.0	0.3	0.6	0.0
Stage 3 Intermediate Demand									
Stage 3 intermediate demand.....	ID5	3	100.000	-3.7	-0.4	1.1	0.6	-0.5	-0.1
Inputs to stage 3 goods producers.....	ID5	31	45.352	-6.9	-1.2	0.3	0.6	-0.5	-0.7
Goods.....	ID5	311	35.807	-8.5	-1.7	0.5	0.8	-1.2	-0.8
Foods.....	ID5	3111	11.906	-15.9	-2.0	2.2	2.6	-2.9	-2.4
Energy.....	ID5	3112	1.292	-18.4	-2.2	8.4	3.7	1.0	1.7
Goods excluding foods and energy.....	ID5	3113	22.609	-3.8	-1.6	-0.6	-0.2	-0.5	-0.1
Services.....	ID5	312	9.545	-0.9	0.4	-0.5	-0.3	2.0	-0.5
Trade services.....	ID5	3123	5.175	0.4	0.8	-1.2	-1.1	3.1	-0.7
Transportation and warehousing services.....	ID5	3122	3.002	-5.3	-0.2	0.5	0.9	0.7	-0.3
Transportation of passengers.....	ID5	31221	0.144	1.9	1.7	-1.9	-3.1	2.5	-0.6
Transportation and warehousing of goods.....	ID5	31222	2.858	-5.6	-0.3	0.6	1.1	0.6	-0.3
Services less trade, transportation, and warehousing.....	ID5	3121	1.368	4.3	0.4	0.3	0.1	0.6	0.0
Inputs to stage 3 services producers.....	ID5	32	53.518	-1.2	0.3	1.8	0.6	-0.6	0.3
Goods.....	ID5	321	10.628	-12.9	-0.4	13.2	2.4	-4.1	-0.1
Foods.....	ID5	3211	0.090	-3.2	0.1	1.1	-0.5	0.0	0.6
Energy.....	ID5	3212	6.619	-19.1	-0.5	22.6	3.8	-6.5	-0.2
Goods excluding foods and energy.....	ID5	3213	3.919	-0.4	-0.2	0.1	0.1	0.0	0.0
Services.....	ID5	322	42.317	2.6	0.5	-0.7	0.1	0.3	0.5
Trade services.....	ID5	3223	2.614	4.2	2.8	-0.5	-0.2	1.4	0.2
Transportation and warehousing services.....	ID5	3222	10.018	1.1	1.1	-1.2	0.6	0.7	-0.1
Transportation of passengers.....	ID5	32221	0.021	0.1	0.2	0.1	-0.2	0.0	0.0
Transportation and warehousing of goods.....	ID5	32222	9.997	1.1	1.1	-1.2	0.6	0.7	-0.1
Services less trade, transportation, and warehousing.....	ID5	3221	29.685	3.0	0.1	-0.5	0.0	0.1	0.7
Construction.....	ID5	323	0.573	3.6	0.1	0.0	0.0	0.2	0.1
Inputs to stage 3 construction producers.....	ID5	33	1.131	-0.7	1.5	0.6	0.8	0.0	0.0
Goods.....	ID5	331	0.566	-2.0	0.3	0.0	0.2	-0.8	0.1
Goods excluding foods and energy.....	ID5	3313	0.566	-2.0	0.3	0.0	0.2	-0.8	0.1
Services.....	ID5	332	0.565	0.9	2.6	1.1	1.4	0.7	0.0
Trade services.....	ID5	3323	0.521	0.8	2.8	1.2	1.6	0.7	0.0
Transportation and warehousing services.....	ID5	3322	0.015	0.6	0.6	0.8	0.5	0.6	0.3
Transportation and warehousing of goods.....	ID5	33222	0.015	0.6	0.6	0.8	0.5	0.6	0.3
Services less trade, transportation, and warehousing.....	ID5	3321	0.029	3.9	0.5	0.1	-0.1	0.5	-0.2
Stage 2 Intermediate Demand									

See footnotes at end of table.

Table 1. Producer price index percentage changes and weights for Final Demand-Intermediate Demand groupings, seasonally adjusted — Continued
 [November 2023]

Grouping	Commodity code		Relative Importance Dec. 2022 ¹	Unadjusted 12-month percent change ² Nov. 2022 to Nov. 2023 ^P	Seasonally adjusted 1-month percent change ²				
	Group code	Item code			June to July	July to Aug. ^P	Aug. to Sept. ^P	Sept. to Oct. ^P	Oct. to Nov. ^P
Stage 2 intermediate demand.....	ID5	2	100.000	-2.4	1.9	0.6	1.1	-0.2	-0.5
Inputs to stage 2 goods producers.....	ID5	21	54.274	-6.9	3.8	1.5	2.3	-0.6	-1.1
Goods.....	ID5	211	40.812	-10.2	4.6	2.4	3.4	-1.1	-1.6
Foods.....	ID5	2111	4.355	-9.5	4.3	-1.3	1.6	-2.6	1.3
Energy.....	ID5	2112	21.042	-15.3	10.7	5.9	6.9	-1.8	-3.3
Goods excluding foods and energy.....	ID5	2113	15.415	-3.7	-1.1	-0.2	0.1	0.1	-0.3
Services.....	ID5	212	13.197	2.7	1.9	-0.9	-0.5	1.0	0.3
Trade services.....	ID5	2123	5.150	2.2	3.6	-2.0	-1.2	1.8	0.4
Transportation and warehousing services.....	ID5	2122	4.488	0.8	1.6	0.1	0.0	0.3	0.1
Transportation of passengers.....	ID5	21221	0.168	1.8	1.6	-1.8	-2.9	2.4	-0.5
Transportation and warehousing of goods.....	ID5	21222	4.320	0.7	1.6	0.2	0.1	0.3	0.1
Services less trade, transportation, and warehousing.....	ID5	2121	3.559	5.8	-0.1	-0.4	-0.3	0.4	0.2
Construction.....	ID5	213	0.265	3.6	0.1	0.0	0.0	0.2	0.1
Inputs to stage 2 services producers.....	ID5	22	45.725	2.8	-0.1	-0.3	-0.3	0.3	0.2
Goods.....	ID5	221	5.072	-2.2	-0.1	0.8	0.3	-0.3	-0.3
Foods.....	ID5	2211	0.055	-13.6	-0.4	-1.1	0.0	-0.7	1.2
Energy.....	ID5	2212	0.357	-17.5	0.8	15.6	2.0	-7.7	1.2
Goods excluding foods and energy.....	ID5	2213	4.660	-0.8	-0.1	-0.1	0.2	0.2	-0.4
Services.....	ID5	222	39.767	3.5	-0.1	-0.4	-0.4	0.4	0.3
Trade services.....	ID5	2223	2.238	3.7	-0.4	1.3	-1.0	5.2	-0.8
Transportation and warehousing services.....	ID5	2222	2.862	-6.8	0.0	-4.6	0.3	1.3	0.0
Transportation of passengers.....	ID5	22221	0.390	1.9	1.7	-1.9	-3.0	2.5	-0.6
Transportation and warehousing of goods.....	ID5	22222	2.472	-8.2	-0.2	-5.1	0.9	1.1	0.0
Services less trade, transportation, and warehousing.....	ID5	2221	34.667	4.2	-0.1	-0.2	-0.4	0.0	0.4
Construction.....	ID5	223	0.886	3.6	0.1	0.0	0.0	0.2	0.1
Stage 1 Intermediate Demand									
Stage 1 intermediate demand.....	ID5	1	100.000	-1.5	0.1	1.4	0.3	-0.4	0.1
Inputs to stage 1 goods producers.....	ID5	11	33.533	-4.8	-0.4	0.5	-0.3	0.5	-0.5
Goods.....	ID5	111	24.780	-6.8	-1.0	1.0	-0.1	-0.2	-0.4
Foods.....	ID5	1111	3.351	-18.6	-2.7	-0.2	-2.7	-1.6	-1.1
Energy.....	ID5	1112	3.963	-10.2	0.8	6.8	2.0	-0.4	1.3
Goods excluding foods and energy.....	ID5	1113	17.466	-3.8	-1.1	0.0	-0.1	0.1	-0.6
Services.....	ID5	112	8.752	1.0	1.4	-0.9	-0.6	2.2	-0.6
Trade services.....	ID5	1123	5.298	0.2	1.9	-1.5	-1.2	3.9	-1.2
Transportation and warehousing services.....	ID5	1122	0.599	0.2	2.0	0.7	-0.5	-0.1	0.1
Transportation of passengers.....	ID5	11221	0.103	1.9	1.7	-1.9	-3.1	2.5	-0.6
Transportation and warehousing of goods.....	ID5	11222	0.496	0.0	2.0	1.3	0.0	-0.6	0.2
Services less trade, transportation, and warehousing.....	ID5	1121	2.855	2.8	0.4	-0.2	0.4	-0.5	0.4
Construction.....	ID5	113	0.001	3.6	0.1	0.0	0.0	0.2	0.1
Inputs to stage 1 services producers.....	ID5	12	53.646	0.7	0.3	1.8	0.5	-0.9	0.4
Goods.....	ID5	121	16.434	-4.7	-0.4	4.8	0.8	-1.8	0.5
Foods.....	ID5	1211	0.115	-39.5	-0.1	0.4	-0.9	-2.7	0.6
Energy.....	ID5	1212	5.528	-14.8	-1.4	15.4	2.1	-5.5	1.4
Goods excluding foods and energy.....	ID5	1213	10.791	1.9	0.0	0.1	0.2	0.2	0.0
Services.....	ID5	122	37.209	3.5	0.6	0.6	0.4	-0.5	0.4
Trade services.....	ID5	1223	3.617	4.0	1.6	-0.1	-0.3	1.6	0.3
Transportation and warehousing services.....	ID5	1222	4.373	1.2	1.4	-0.3	-0.4	1.1	-0.4
Transportation of passengers.....	ID5	12221	1.342	1.9	1.7	-1.9	-3.1	2.5	-0.6
Transportation and warehousing of goods.....	ID5	12222	3.031	0.9	1.3	0.5	0.8	0.5	-0.3
Services less trade, transportation, and warehousing.....	ID5	1221	29.219	3.8	0.4	0.8	0.6	-1.0	0.5
Construction.....	ID5	123	0.003	3.6	0.1	0.0	0.0	0.2	0.1
Inputs to stage 1 construction producers.....	ID5	13	12.821	-1.8	0.3	2.2	0.8	-0.2	0.2
Goods.....	ID5	131	9.208	-2.2	-0.3	2.7	0.6	-0.7	0.4
Energy.....	ID5	1312	0.934	-26.8	-3.5	30.2	2.7	-8.2	1.8
Goods excluding foods and energy.....	ID5	1313	8.274	1.6	0.0	0.4	0.4	0.1	0.2
Services.....	ID5	132	3.613	-1.0	1.6	1.0	1.2	0.9	-0.2
Trade services.....	ID5	1323	2.667	1.5	2.2	1.1	1.2	1.1	-0.1
Transportation and warehousing services.....	ID5	1322	0.854	-8.3	-0.6	0.6	1.5	0.6	-0.6
Transportation and warehousing of goods.....	ID5	13222	0.854	-8.3	-0.6	0.6	1.5	0.6	-0.6
Services less trade, transportation, and warehousing.....	ID5	1321	0.092	4.3	0.5	-0.1	1.0	-0.2	0.2
Special Groupings of Intermediate Demand by Production Flow									
Total goods inputs to stage 4 intermediate demand.....	ID5	9411	47.208	-0.9	-0.1	0.7	0.3	-0.5	0.1
Total services inputs to stage 4 intermediate demand.....	ID5	9412	52.739	3.7	0.7	0.4	0.2	-0.1	0.2
Total construction inputs to stage 4 intermediate demand.....	ID5	9413	0.052	3.6	0.1	0.0	0.0	0.2	0.1
Total foods inputs to stage 4 intermediate demand.....	ID5	9414	5.660	-7.3	-0.4	0.6	0.1	-0.9	-0.3

See footnotes at end of table.

Table 1. Producer price index percentage changes and weights for Final Demand-Intermediate Demand groupings, seasonally adjusted — Continued
 [November 2023]

Grouping	Commodity code		Relative Importance Dec. 2022 ¹	Unadjusted 12-month percent change ² Nov. 2022 to Nov. 2023 ^p	Seasonally adjusted 1-month percent change ²				
	Group code	Item code			June to July	July to Aug. ^p	Aug. to Sept. ^p	Sept. to Oct. ^p	Oct. to Nov. ^p
Total energy goods inputs to stage 4 intermediate demand.....	ID5	9415	5.208	-4.0	-0.4	6.5	1.8	-3.5	1.3
Total goods less foods and energy inputs to stage 4 intermediate demand.	ID5	9416	36.340	0.5	0.0	-0.1	0.1	0.0	0.0
Total goods inputs to stage 3 intermediate demand.....	ID5	9311	47.001	-9.5	-1.4	3.3	1.2	-1.9	-0.6
Total services inputs to stage 3 intermediate demand.....	ID5	9312	52.427	1.9	0.5	-0.6	0.0	0.6	0.3
Total construction inputs to stage 3 intermediate demand.....	ID5	9313	0.573	3.6	0.1	0.0	0.0	0.2	0.1
Total foods inputs to stage 3 intermediate demand.....	ID5	9314	11.996	-15.8	-1.9	2.2	2.6	-2.8	-2.3
Total energy goods inputs to stage 3 intermediate demand.....	ID5	9315	7.911	-19.0	-0.8	20.2	3.8	-5.4	0.1
Total goods less foods and energy inputs to stage 3 intermediate demand.	ID5	9316	27.094	-3.3	-1.3	-0.5	-0.1	-0.5	-0.1
Total goods inputs to stage 2 intermediate demand.....	ID5	9211	45.884	-9.3	4.0	2.2	3.1	-1.0	-1.4
Total services inputs to stage 2 intermediate demand.....	ID5	9212	52.964	3.3	0.4	-0.5	-0.4	0.5	0.3
Total construction inputs to stage 2 intermediate demand.....	ID5	9213	1.151	3.6	0.1	0.0	0.0	0.2	0.1
Total foods inputs to stage 2 intermediate demand.....	ID5	9214	4.410	-9.6	4.2	-1.3	1.6	-2.6	1.3
Total energy goods inputs to stage 2 intermediate demand.....	ID5	9215	21.399	-15.3	10.5	6.0	6.8	-1.9	-3.2
Total goods less foods and energy inputs to stage 2 intermediate demand.	ID5	9216	20.075	-3.0	-0.8	-0.2	0.1	0.2	-0.3
Total goods inputs to stage 1 intermediate demand.....	ID5	9111	50.422	-5.3	-0.7	2.6	0.3	-0.8	0.1
Total services inputs to stage 1 intermediate demand.....	ID5	9112	49.574	2.6	0.8	0.4	0.3	0.1	0.2
Total construction inputs to stage 1 intermediate demand.....	ID5	9117	0.004	3.6	0.1	0.0	0.0	0.2	0.1
Total foods inputs to stage 1 intermediate demand.....	ID5	9114	3.466	-19.3	-2.6	-0.2	-2.7	-1.6	-1.0
Total energy goods inputs to stage 1 intermediate demand.....	ID5	9115	10.425	-14.7	-0.7	13.3	2.1	-3.9	1.4
Total goods less foods and energy inputs to stage 1 intermediate demand.	ID5	9116	36.531	-0.9	-0.5	0.1	0.1	0.2	-0.2

¹ Comprehensive relative importance figures are initially computed after the publication of December indexes and are recalculated after final December indexes are available. Individual items and subtotals may not add exactly to totals because of rounding differences.

² All indexes are subject to revision for 4 months after their originally scheduled publication to incorporate late reports and corrections by survey respondents. In addition, seasonally adjusted indexes are subject to change for up to 5 years due to the recalculation of seasonal factors published each January.

³ PPI defines Total finished as including only the personal consumption and private capital investment portions of final demand.

⁴ Trade indexes measure changes in margins received by wholesalers and retailers.

⁵ The PPI definition of foods does not include food and beverages for immediate consumption. PPI defines food and beverages for immediate consumption as the service of preparing meals, snacks, and beverages to customer order for immediate on-premises and off-premises consumption.

⁶ Distributive services include transportation, warehousing, and trade of goods.

⁷ Includes intermediate trade, transportation, and warehousing services.

⁸ Includes crude petroleum.

⁹ Excludes crude petroleum.

^p Preliminary

"/" Data not available.

Table 2. Producer price index percentage changes for selected commodity groupings by Final Demand-Intermediate Demand category, seasonally adjusted
[November 2023]

Grouping	Commodity code		Unadjusted 12-month percent change ¹	Seasonally adjusted 1-month percent change ¹				
	Group code	Item code		Nov. 2022 to Nov. 2023 ^P	June to July	July to Aug. ^P	Aug. to Sept. ^P	Sept. to Oct. ^P
Final Demand								
Final demand.....	FD	4	0.9	0.5	0.7	0.4	-0.4	0.0
Final demand goods.....	FD	41	-1.5	0.3	1.9	0.8	-1.4	0.0
Final demand foods.....	FD	411	-4.9	0.4	-0.4	0.6	-0.1	0.6
Fresh fruits and melons ²	01	11	-6.1	-10.2	4.7	0.2	-6.2	18.3
Fresh and dry vegetables ²	01	13	-53.2	3.5	-11.5	-13.9	-1.7	11.2
Grains.....	01	2	-32.0	-8.7	-2.7	-6.3	-3.0	-3.3
Eggs for fresh use ²	01	7107	-39.7	0.3	9.8	8.1	-12.9	71.2
Oilseeds.....	01	8301	-8.1	9.0	-4.3	4.3	-4.7	5.0
Bakery products ²	02	11	3.6	0.1	0.1	1.0	0.0	0.1
Milled rice ²	02	13	-2.8	-0.4	-0.9	-2.7	-1.6	-2.1
Pasta products ²	02	1402	0.1	-2.0	0.0	0.0	1.2	0.0
Beef and veal.....	02	2101	25.6	3.0	-4.5	2.9	1.8	1.8
Pork.....	02	2104	-6.7	10.8	-0.8	0.9	0.9	-0.7
Processed young chickens.....	02	2203	-10.6	-1.6	2.2	7.2	1.3	-8.5
Processed turkeys ²	02	2206	-39.2	-3.1	-3.2	-2.5	-1.4	-1.6
Finfish and shellfish.....	02	23	-6.4	-1.7	-0.7	-1.7	-0.9	0.6
Dairy products.....	02	3	-6.2	-1.4	2.2	1.2	1.3	-0.4
Processed fruits and vegetables ²	02	4	9.6	0.5	0.4	2.0	0.7	0.0
Confectionery end products ²	02	55	1.3	0.7	-0.5	-0.6	-0.1	0.7
Soft drinks ²	02	62	4.5	-1.8	0.9	-0.8	0.3	-0.8
Roasted coffee ²	02	6301	6.4	0.4	5.8	0.3	-0.2	0.0
Shortening and cooking oils ²	02	78	-9.9	7.4	-0.1	-3.7	-2.0	3.1
Frozen specialty food ²	02	85	3.3	-0.1	0.1	-0.2	0.0	0.2
Final demand energy.....	FD	412	-8.4	0.9	10.2	3.0	-6.7	-1.2
Liquefied petroleum gas ²	05	32	-27.3	25.4	4.7	7.5	-6.8	-6.1
Residential electric power.....	05	41	4.9	0.0	-0.1	0.9	0.1	0.5
Residential natural gas.....	05	51	-8.2	1.6	-0.9	-0.1	-1.2	3.0
Gasoline.....	05	71	-12.8	0.3	18.7	5.1	-15.5	-4.1
Home heating oil and distillates.....	05	7302	-22.4	15.8	20.8	9.0	-11.1	-7.9
No. 2 diesel fuel.....	05	7303	-29.7	-4.8	39.2	2.6	-11.7	2.6
Final demand goods less foods and energy.....	FD	413	1.8	0.0	0.1	0.2	0.0	0.2
Alcoholic beverages.....	02	61	1.4	0.1	0.2	0.5	0.2	0.0
Pet food ²	02	9402	6.0	0.0	0.0	0.0	0.0	0.0
Women's, girls', and infants' apparel ²	03	8106	-2.2	0.1	0.0	0.0	-1.0	0.0
Men's and boys' apparel ²	03	8107	1.7	-0.5	0.1	0.0	-0.1	0.0
Textile housefurnishings ²	03	82	-0.1	0.1	-0.4	0.0	0.0	0.0
Footwear.....	04	3	1.3	0.1	-0.1	-0.3	0.1	-0.1
Industrial chemicals.....	06	1	-9.2	-2.3	-0.1	1.2	1.9	-3.0
Pharmaceutical preparations.....	06	38	2.5	0.3	0.1	0.2	0.2	0.1
Soaps and detergents ²	06	71	4.7	0.1	0.0	-0.1	0.1	-0.2
Cleaning and polishing products ²	06	72	1.9	-0.2	0.0	0.0	0.1	-0.1
Cosmetics and other toiletries ²	06	75	4.8	0.0	0.0	-0.1	0.3	0.0
Tires ²	07	1201	2.7	-0.1	0.0	-0.2	0.0	-0.1
Consumer, institutional, and commercial products, n.e.c. ²	07	2B	0.3	0.1	0.1	-0.3	0.2	0.0
Sanitary paper products ²	09	1501	-1.5	0.0	-0.6	0.1	-0.8	-1.9
Iron and steel scrap.....	10	12	14.1	2.6	2.9	0.8	0.8	7.7
Agricultural machinery and equipment.....	11	1	1.1	0.5	0.1	0.3	-0.1	-0.6
Construction machinery and equipment ²	11	2	6.9	1.6	-0.3	0.0	0.0	1.0
Metal cutting machine tools ²	11	37	2.5	0.4	0.0	0.0	0.0	0.0
Metal forming machine tools.....	11	38	10.6	0.2	0.1	7.9	0.3	-0.1
Tools, dies, jigs, fixtures, and industrial molds ²	11	39	5.6	0.1	0.5	0.1	0.2	0.6
Pumps, compressors, and equipment.....	11	41	5.9	1.4	0.5	-0.3	0.4	0.3
Industrial material handling equipment ²	11	44	3.4	0.3	0.0	-0.1	0.3	0.0
Electronic computers and computer equipment ²	11	5	-0.2	-0.2	1.4	-0.1	-0.9	0.3
Textile machinery and equipment ²	11	62	0.0	0.0	0.0	0.0	0.0	0.0
Paper industries machinery ²	11	64	3.3	0.0	-0.3	-0.1	0.0	0.0
Printing trades machinery and equipment ²	11	65	3.7	0.1	0.5	-0.4	2.4	0.4
Transformers and power regulators ²	11	74	2.5	0.5	0.4	0.0	0.2	0.0
Communication and related equipment.....	11	76	2.1	-0.1	0.1	0.1	0.1	0.2
Electronic components and accessories.....	11	78	-0.7	0.3	0.3	-0.1	0.0	0.1
X-ray and electromedical equipment ²	11	7905	2.6	1.1	0.0	0.0	0.0	0.0
Oil field and gas field machinery ²	11	91	2.6	0.0	0.0	0.7	0.0	0.4
Mining machinery and equipment ²	11	92	9.8	1.2	0.6	0.3	0.2	1.9
Internal combustion engines ²	11	94	6.4	1.8	0.0	0.1	-0.1	0.1

See footnotes at end of table.

Table 2. Producer price index percentage changes for selected commodity groupings by Final Demand-Intermediate Demand category, seasonally adjusted — Continued
 [November 2023]

Grouping	Commodity code		Unadjusted 12-month percent change ¹	Seasonally adjusted 1-month percent change ¹				
	Group code	Item code		Nov. 2022 to Nov. 2023 ^P	June to July	July to Aug. ^P	Aug. to Sept. ^P	Sept. to Oct. ^P
Household furniture ²	12	1	-0.5	0.1	0.0	-0.2	-1.2	-0.1
Commercial furniture ²	12	2	2.5	0.7	-0.3	0.2	0.1	0.5
Floor coverings ²	12	3	0.3	-0.1	1.0	1.6	-0.9	0.0
Household appliances ²	12	4	2.8	-0.3	0.7	0.0	0.1	0.8
Home electronic equipment ²	12	5	1.2	0.0	0.0	0.0	0.0	0.2
Lawn and garden equipment excl. garden tractors ²	12	66	2.2	0.0	0.1	0.0	0.5	0.0
Passenger cars.....	14	1101	0.0	0.2	0.3	0.1	0.5	0.1
Light motor trucks.....	14	1105	2.0	0.3	0.1	0.4	-0.5	0.6
Heavy motor trucks ²	14	1106	1.9	0.4	0.0	0.0	0.0	0.1
Motor vehicles parts ²	14	12	1.6	0.3	0.0	0.1	0.1	0.1
Truck trailers ²	14	14	-2.7	-0.8	0.0	-0.2	-0.3	0.0
Travel trailers and campers ²	14	16	0.6	0.5	0.2	0.1	-0.2	0.0
Aircraft.....	14	21	3.6	0.1	0.0	0.1	0.1	0.1
Ships ²	14	31	2.7	0.7	0.0	0.0	0.3	0.0
Railroad equipment ²	14	4	1.3	0.3	0.0	0.0	0.0	0.0
Toys, games, and children's vehicles ²	15	11	1.4	0.0	0.0	0.0	0.0	0.0
Sporting and athletic goods ²	15	12	9.7	-0.1	2.2	1.1	0.0	2.5
Cigarettes ²	15	21	11.8	1.1	1.3	0.4	1.2	1.5
Mobile homes ²	15	5	-2.8	-0.1	0.0	-1.3	0.0	0.1
Medical, surgical & personal aid devices.....	15	6	2.7	-0.1	0.1	0.1	0.0	0.2
Jewelry, platinum and karat gold ²	15	9402	1.2	-0.5	-0.9	0.5	-2.3	2.4
Costume jewelry and novelties ²	15	9404	7.1	0.0	0.0	0.0	0.0	0.0
Final demand services.....	FD	42	2.1	0.7	0.2	0.2	0.0	0.0
Final demand trade services ³	FD	423	0.3	1.6	0.1	-0.1	-0.2	-0.2
Machinery and equipment parts and supplies wholesaling ²	57	1102	7.2	0.5	2.3	0.0	0.9	0.8
Machinery and vehicle wholesaling ²	57	1103	0.6	7.3	0.3	0.7	-1.8	0.6
Professional and commercial equipment wholesaling ²	57	1104	7.1	-1.6	0.8	0.6	0.9	-0.5
Furnishings wholesaling ²	57	2	-8.8	0.5	-1.1	2.1	-5.6	0.0
Chemicals and allied products wholesaling ²	57	5	-5.6	8.3	-2.8	-2.4	6.2	-4.6
Paper and plastics products wholesaling ²	57	6	-0.2	-1.8	2.7	-1.0	0.6	-0.5
Apparel wholesaling ²	57	7	11.4	-2.3	5.7	2.3	0.8	2.9
Food and alcohol wholesaling ²	57	8	1.3	3.8	-3.3	-1.3	0.3	1.9
Food and alcohol retailing.....	58	1	1.9	-2.2	0.4	-0.8	-0.6	-0.3
Health, beauty, and optical goods retailing ²	58	2	9.3	0.4	0.5	1.3	-2.2	1.7
Apparel, jewelry, footwear, and accessories retailing.....	58	3	3.6	-1.6	4.1	1.9	-6.2	3.1
Computer hardware, software, and supplies retailing ²	58	4	-19.5	-0.2	-0.3	1.4	-2.6	-0.1
TV, video, and photographic equipment and supplies retailing.....	58	5	13.9	-8.2	-6.5	5.9	6.5	16.4
Automobiles retailing (partial).....	58	6101	-30.8	-2.3	-0.4	-2.8	-5.4	-5.1
Automotive parts, including tires, retailing ²	58	6102	-1.6	0.6	0.7	-1.0	-1.4	2.1
RVs, trailers, and campers retailing ²	58	8	-1.0	1.7	-6.4	-4.8	-0.3	-1.5
Sporting goods, including boats, retailing.....	58	9	-7.3	-1.9	0.1	1.1	-0.3	-1.5
Lawn, garden, and farm equipment and supplies retailing ²	58	A	13.1	2.5	-0.1	1.8	-0.4	-0.4
Furniture retailing ²	58	B	3.8	-2.8	-2.4	-0.3	0.3	-5.3
Flooring and floor coverings retailing ²	58	C	-0.4	-0.4	-1.4	0.5	0.8	0.9
Hardware, building materials, and supplies retailing.....	58	D	3.4	6.8	2.3	4.0	0.8	-0.4
Major household appliances retailing.....	58	E	10.3	-0.1	7.4	3.5	-7.0	4.5
Fuels and lubricants retailing.....	58	F	-4.0	-8.3	4.6	-3.6	15.9	-3.8
Cleaning supplies and paper products retailing ²	58	G	15.4	-3.7	4.1	0.9	0.1	-2.0
Book retailing ²	58	H	-6.2	0.9	-0.6	0.7	0.5	-3.7
Final demand transportation and warehousing services.....	FD	422	-4.0	0.3	0.0	0.2	1.1	-0.5
Rail transportation of freight and mail ²	30	11	1.1	-0.1	0.4	0.7	1.2	0.4
Truck transportation of freight ²	30	12	-8.7	-0.7	0.6	1.6	0.7	-0.6
Air transportation of freight ²	30	14	-0.9	1.2	0.3	1.3	1.3	-0.1
Courier, messenger, and U.S. postal services.....	30	16	5.1	1.7	1.0	0.6	0.6	-0.3
Rail transportation of passengers.....	30	21	0.0	0.1	0.2	0.0	-0.1	0.1
Airline passenger services.....	30	22	1.9	1.7	-1.9	-3.1	2.5	-0.6
Final demand services less trade, transportation, and warehousing.....	FD	421	3.7	0.4	0.3	0.4	0.0	0.1
Sales of books.....	33	11	8.1	0.6	-0.1	0.8	0.8	1.3
Sales and subscriptions of periodicals and newspapers.....	33	12	0.9	0.2	0.9	0.1	-0.1	0.0
Application software publishing ²	34	2	0.0	-1.5	0.0	2.8	-0.4	-3.1
Advertising space sales in periodicals, newspapers, directories, and mailing lists ²	36	1	1.8	0.0	-0.4	-0.4	-0.3	-0.2
Residential wired telecommunication services ²	37	11	4.7	-0.1	0.5	0.5	0.1	0.1
Wireless telecommunication services.....	37	2	1.2	0.1	-0.6	0.2	0.1	0.2
Cable and satellite subscriber services.....	37	3	9.5	0.1	1.1	0.7	0.5	0.4
Internet access services ²	37	4	0.4	-0.8	-0.4	-1.4	0.0	1.0

See footnotes at end of table.

Table 2. Producer price index percentage changes for selected commodity groupings by Final Demand-Intermediate Demand category, seasonally adjusted — Continued
 [November 2023]

Grouping	Commodity code		Unadjusted 12-month percent change ¹	Seasonally adjusted 1-month percent change ¹				
	Group code	Item code		Nov. 2022 to Nov. 2023 ^P	June to July	July to Aug. ^P	Aug. to Sept. ^P	Sept. to Oct. ^P
Bundled wired telecommunications access services ²	37	5	0.9	-0.3	1.0	-2.9	0.2	-0.2
Consumer loans (partial).....	39	12	-3.4	-0.7	3.3	1.0	-0.6	0.4
Deposit services (partial) ²	39	2	31.1	-0.6	-2.5	5.2	0.9	5.3
Other credit intermediation, incl. trust services (partial) ²	39	3	2.0	0.0	2.5	0.0	0.0	-3.7
Securities brokerage, dealing, investment advice, and related services ² ...	40	1	8.7	1.7	0.9	-0.1	-1.9	0.4
Portfolio management ²	40	2	3.1	2.4	2.0	-0.5	-3.0	-1.8
Life insurance ²	41	1101	-1.7	-0.3	0.0	-0.4	0.0	0.0
Disability insurance, including accidental death ²	41	1102	0.0	0.0	0.0	0.0	0.0	0.0
Health and medical insurance.....	41	1103	3.2	0.0	0.5	0.2	0.2	0.2
Property and casualty insurance ²	41	1104	7.5	0.2	0.2	0.8	0.0	0.0
Annuities ²	41	2	0.4	0.3	0.0	0.0	-0.3	0.0
Residential property sales and leases, brokerage fees and commissions..	43	21	5.7	0.5	1.4	0.3	0.5	0.2
Passenger car rental.....	44	1	-6.0	0.5	0.8	1.0	1.8	-2.5
Legal services.....	45	1	6.0	0.7	0.2	0.3	0.9	0.3
Tax preparation and planning.....	45	2102	0.7	1.7	-2.6	2.2	-4.2	0.0
Architectural and engineering services.....	45	3	3.3	0.3	0.1	0.2	0.9	0.0
Management, scientific, and technical consulting services.....	45	4	3.0	-1.6	-2.3	5.1	-3.4	0.2
Arrangement of flights (partial).....	47	1	3.4	10.3	0.1	-0.3	-1.3	0.3
Arrangement of vehicle rentals and lodging ²	47	2	1.2	-1.3	0.3	-0.2	-0.7	-0.1
Arrangement of cruises and tours ²	47	3	8.9	1.6	0.9	-0.4	0.8	-0.7
Physician care.....	51	1101	0.4	0.2	0.0	0.0	0.2	0.0
Medical laboratory and diagnostic imaging care ²	51	1102	0.7	0.1	0.0	0.0	0.0	0.0
Home health and hospice care.....	51	1103	5.4	0.5	0.7	0.5	0.1	0.1
Hospital outpatient care ²	51	1104	3.5	1.4	0.0	0.2	0.4	-0.4
Dental care.....	51	1105	3.0	0.1	0.5	0.0	0.1	0.3
Hospital inpatient care.....	51	2101	4.6	0.0	-0.3	1.3	0.9	0.2
Nursing home care.....	51	2102	4.1	1.0	0.1	0.0	0.4	0.0
Traveler accommodation services.....	53	11	2.4	-0.7	-0.1	2.5	-3.1	4.0
Food and beverages for immediate consumption services (partial) ²	54	1	3.3	0.2	0.8	0.3	0.0	0.3
Motor vehicle repair and maintenance (partial).....	55	2	4.6	-0.3	3.7	-2.2	0.4	0.1
Membership dues and admissions and recreation facility use fees (partial) ²	56	1	5.6	0.5	-1.4	0.0	1.8	1.5
Recreational activity instruction fees (partial) ²	56	2	0.3	0.2	0.0	0.0	0.0	0.0
Gaming receipts (partial) ²	56	3	1.8	-1.0	-0.7	0.6	1.7	-0.2
Mining services ²	60	1	2.1	0.0	-0.3	0.8	-0.9	1.5
Final demand construction.....	FD	43	0.4	-1.2	0.1	0.1	-0.4	-0.2
New warehouse building construction ²	80	1101	-1.5	-0.7	0.1	0.0	-0.1	-0.2
New school building construction ²	80	1102	0.0	-1.1	0.0	0.1	-0.3	0.0
New office building construction ²	80	1103	1.8	-1.9	0.2	-0.1	-1.1	-0.1
New industrial building construction ²	80	1104	0.3	-1.5	0.1	0.7	0.0	-0.2
New health care building construction ²	80	1105	0.3	-0.8	0.1	0.0	0.0	-0.5
Intermediate Demand by Commodity Type								
Processed goods for intermediate demand.....	ID6	1	-4.1	-0.3	2.1	0.5	-1.0	0.0
Processed foods and feeds.....	ID6	9112	-5.0	1.2	0.8	0.7	-0.3	-0.6
Meats.....	02	21	9.1	4.8	-2.4	1.5	1.1	0.4
Processed poultry.....	02	22	-19.6	-2.9	1.9	6.2	0.6	-9.4
Dairy products.....	02	3	-6.2	-1.4	2.2	1.2	1.3	-0.4
Processed fruits and vegetables ²	02	4	9.6	0.5	0.4	2.0	0.7	0.0
Refined sugar and byproducts ²	02	53	10.2	0.8	1.1	-2.3	0.9	3.3
Fats and oils ²	02	7	-18.5	3.2	4.9	-0.7	0.3	0.4
Prepared animal feeds.....	02	9	-5.7	1.7	0.3	0.6	-1.1	-0.2
Processed materials less foods and feeds.....	ID6	9111	-4.0	-0.4	2.3	0.5	-1.1	0.0
Synthetic fibers ²	03	1	0.4	1.3	-2.4	2.4	2.3	-0.6
Processed yarns and threads ²	03	2	-7.6	0.3	-0.2	0.3	-0.6	0.4
Finished fabrics ²	03	4	-1.6	-0.2	-0.1	0.0	-0.1	-0.1
Liquefied petroleum gas ²	05	32	-27.3	25.4	4.7	7.5	-6.8	-6.1
Commercial electric power.....	05	42	6.6	-0.2	0.2	0.7	-0.4	2.2
Industrial electric power.....	05	43	9.3	-0.7	0.3	0.2	0.1	2.6
Commercial natural gas.....	05	52	-13.4	3.4	-0.1	-1.8	2.2	5.1
Industrial natural gas.....	05	53	-14.2	9.6	0.3	-2.4	-6.4	8.6
Natural gas to electric utilities.....	05	54	-9.5	4.8	0.1	-1.9	-0.8	4.3
Gasoline.....	05	71	-12.8	0.3	18.7	5.1	-15.5	-4.1
Jet fuel ²	05	7203	-13.0	4.6	22.7	7.1	-1.9	-3.8
No. 2 diesel fuel.....	05	7303	-29.7	-4.8	39.2	2.6	-11.7	2.6
Residual fuels ²	05	74	1.3	6.1	7.3	5.7	4.0	-4.7

See footnotes at end of table.

Table 2. Producer price index percentage changes for selected commodity groupings by Final Demand-Intermediate Demand category, seasonally adjusted — Continued
 [November 2023]

Grouping	Commodity code		Unadjusted 12-month percent change ¹	Seasonally adjusted 1-month percent change ¹				
	Group code	Item code		Nov. 2022 to Nov. 2023 ^P	June to July	July to Aug. ^P	Aug. to Sept. ^P	Sept. to Oct. ^P
Finished lubricants ²	05	76	-1.1	-0.3	-0.1	-1.1	-0.2	0.2
Lubricating oil base stocks ²	05	78	-24.6	-1.7	1.9	-0.1	6.8	-3.4
Asphalt.....	05	8102	-16.3	-5.8	0.0	5.0	2.4	2.2
Basic inorganic chemicals ²	06	13	-9.8	-3.6	-1.5	0.2	-2.1	-0.4
Basic organic chemicals.....	06	14	-9.0	-2.1	0.2	1.4	2.8	-3.5
Prepared paint ²	06	21	-0.4	-0.5	0.0	-0.2	-0.1	0.0
Paint materials ²	06	22	-2.7	-3.8	5.0	-0.8	-4.1	0.0
Medicinal and botanical chemicals ²	06	31	1.1	0.0	-0.2	0.0	1.0	0.1
Biological products, including diagnostics.....	06	37	5.0	1.1	-0.1	0.3	0.2	0.3
Fats and oils, inedible ²	06	4	-23.0	7.1	3.4	0.0	-6.0	-5.6
Nitrogenates.....	06	5201	-39.9	2.7	2.2	-0.5	5.5	4.1
Phosphates.....	06	5202	-22.9	-18.7	7.4	1.5	6.2	1.4
Other agricultural chemicals ²	06	53	-17.4	-1.3	-1.1	-4.3	0.3	-0.1
Plastic resins and materials.....	06	6	-7.4	-4.3	-1.7	0.4	-2.5	1.6
Industrial gases ²	06	7903	4.6	1.5	-1.5	1.5	0.8	-1.1
Adhesives and sealants ²	06	7904	2.0	-0.1	-0.3	0.1	0.1	0.0
Synthetic rubber ²	07	1102	-10.6	-5.6	0.1	1.1	2.4	-0.3
Tires ²	07	1201	2.7	-0.1	0.0	-0.2	0.0	-0.1
Plastic construction products ²	07	21	-3.7	-0.1	-0.1	0.2	-0.4	0.1
Unsupported plastic film, sheet, other shapes ²	07	22	-7.8	-1.4	-0.8	-1.5	0.4	0.3
Parts for manufacturing from plastics ²	07	26	-4.0	-0.1	-0.2	-0.2	-0.2	-0.5
Plastic packaging products ²	07	2A	-4.5	-1.0	-0.2	0.0	-0.3	0.4
Softwood lumber.....	08	11	-19.7	8.6	-5.5	1.3	-2.9	-5.8
Hardwood lumber ²	08	12	-1.4	7.6	-8.4	3.5	-4.9	1.4
Millwork.....	08	2	-3.7	-0.1	-0.9	0.3	0.3	0.2
Plywood ²	08	3	-4.5	-0.8	1.4	1.4	1.7	-0.3
Paper ²	09	13	-1.2	-0.8	-0.6	0.7	-0.5	-0.4
Paperboard ²	09	14	-6.9	-2.1	-0.3	0.5	0.0	0.3
Paper boxes and containers ²	09	1503	-3.4	-0.4	-0.5	-0.2	-0.1	-0.2
Building paper and board ²	09	2	-4.6	6.5	13.5	-0.2	-17.9	0.5
Commercial printing ²	09	47	2.8	0.0	0.2	0.2	0.0	0.1
Foundry and forge shop products ²	10	15	1.8	-0.7	0.5	-0.1	-0.6	-0.2
Steel mill products ²	10	17	-8.4	-4.7	-2.0	-3.5	-2.5	-1.5
Primary nonferrous metals ²	10	22	3.3	2.0	-3.9	1.9	-2.0	0.9
Secondary nonferrous metals ²	10	24	-4.0	-1.2	-1.4	-0.1	-1.5	0.4
Aluminum mill shapes ²	10	2501	-0.3	-1.3	-0.3	-0.9	-0.4	-0.2
Copper and brass mill shapes ²	10	2502	-1.9	0.1	0.1	-0.1	-1.8	-0.2
Nonferrous wire and cable ²	10	26	-3.5	1.4	0.5	-1.5	-0.4	0.3
Nonferrous foundry shop products.....	10	28	1.8	0.2	0.3	-0.2	0.6	-0.4
Metal containers ²	10	3	-5.2	0.0	-1.6	-0.2	-0.9	-0.5
Hardware ²	10	4	2.2	0.1	0.0	0.0	0.0	0.1
Plumbing fixtures and brass fittings.....	10	5	1.3	0.6	0.3	0.0	0.1	0.6
Heating equipment ²	10	6	2.4	0.0	0.1	-0.2	0.7	0.0
Fabricated structural metal products.....	10	7	0.7	0.4	0.1	0.4	0.8	0.3
Bolts, nuts, screws, rivets, and washers ²	10	81	6.3	0.2	0.2	0.0	0.0	0.8
Lighting fixtures ²	10	83	3.1	0.3	-0.1	0.2	0.0	0.1
Fabricated ferrous wire products ²	10	88	-8.5	-1.3	-0.6	-0.3	-1.4	0.2
Other miscellaneous metal products ²	10	89	1.4	0.2	-0.4	0.0	0.2	0.3
Fluid power equipment.....	11	43	11.3	0.4	-0.3	0.8	2.3	-1.4
Mechanical power transmission equipment ²	11	45	4.1	0.0	0.2	0.3	0.4	0.7
Air conditioning and refrigeration equipment.....	11	48	4.9	0.5	0.5	0.2	0.4	0.8
Metal valves, except fluid power.....	11	4902	4.4	0.1	0.6	0.2	1.1	0.3
Ball and roller bearings ²	11	4905	2.0	0.0	-0.1	0.1	0.0	-0.1
Wiring devices ²	11	71	5.0	-0.8	0.6	0.0	0.4	0.0
Motors, generators, motor generator sets ²	11	73	5.1	1.4	1.0	0.1	0.1	-0.3
Switchgear, switchboard, and industrial controls equip. ²	11	75	7.5	0.7	0.4	0.1	0.4	1.0
Electronic components and accessories.....	11	78	-0.7	0.3	0.3	-0.1	0.0	0.1
Internal combustion engines ²	11	94	6.4	1.8	0.0	0.1	-0.1	0.1
Machine shop products ²	11	95	1.3	0.1	0.0	0.0	-0.2	0.0
Flat glass ²	13	11	1.1	-0.7	-0.8	0.3	0.2	0.0
Cement.....	13	22	8.3	0.5	0.3	1.0	-0.4	0.7
Concrete products.....	13	3	8.3	0.1	0.9	1.1	0.7	0.3
Asphalt felts and coatings ²	13	6	2.7	0.9	-1.0	0.6	0.6	-0.3
Paving mixtures and blocks.....	13	94	0.7	-0.9	0.8	0.9	1.0	1.5
Motor vehicle parts ²	14	12	1.6	0.3	0.0	0.1	0.1	0.1
Aircraft engines and engine parts.....	14	23	3.1	0.0	0.3	0.0	0.2	0.9

See footnotes at end of table.

Table 2. Producer price index percentage changes for selected commodity groupings by Final Demand-Intermediate Demand category, seasonally adjusted — Continued
 [November 2023]

Grouping	Commodity code		Unadjusted 12-month percent change ¹	Seasonally adjusted 1-month percent change ¹				
	Group code	Item code		Nov. 2022 to Nov. 2023 ^P	June to July	July to Aug. ^P	Aug. to Sept. ^P	Sept. to Oct. ^P
Aircraft parts and auxiliary equipment, n.e.c.....	14	25	4.3	0.1	0.2	-0.1	0.0	0.1
Medical, surgical, and personal aid devices.....	15	6	2.7	-0.1	0.1	0.1	0.0	0.2
Unprocessed goods for intermediate demand.....	ID6	2	-13.1	2.4	2.2	3.3	-1.8	-1.4
Unprocessed foodstuffs and feedstuffs.....	ID6	21	-14.8	-0.9	0.1	2.3	-3.1	-1.0
Wheat ²	01	21	-31.5	1.7	-7.9	-5.2	-6.0	-1.2
Corn.....	01	2202	-32.7	-10.7	-2.0	-6.2	-2.7	-3.5
Slaughter cattle.....	01	31	17.9	2.4	1.6	1.7	-0.6	-7.2
Slaughter hogs.....	01	32	-24.9	8.5	-2.4	-0.5	-9.0	-4.0
Slaughter chickens.....	01	4102	-10.0	-7.1	0.8	13.5	-3.8	-2.4
Slaughter turkeys.....	01	42	-33.5	-8.3	-10.4	-4.0	-13.8	7.0
Raw milk.....	01	6	-14.4	-0.4	14.0	5.4	-1.5	-1.2
Hay and hayseeds ²	01	81	-8.7	0.3	-18.2	5.4	-4.7	7.1
Oilseeds.....	01	8301	-8.1	9.0	-4.3	4.3	-4.7	5.0
Raw cane sugar and byproducts ²	02	5201	14.4	-1.8	0.6	-0.3	4.1	-0.7
Unprocessed nonfood materials.....	ID6	22	-12.2	4.5	3.5	3.9	-1.0	-1.7
Raw cotton ²	01	51	-14.8	-1.1	4.6	1.6	-1.5	-6.2
Hides and skins.....	04	1	-7.2	-6.0	1.5	-0.2	-8.6	2.6
Coal.....	05	1	-9.1	1.1	1.5	-3.4	2.3	-1.5
Natural gas ²	05	31	-40.3	23.6	-1.1	-2.7	5.8	24.1
Crude petroleum ²	05	61	-10.6	8.5	8.1	10.3	-3.4	-9.5
Logs, bolts, timber, pulpwood, and woodchips ²	08	5	-3.9	-0.7	0.4	0.1	0.1	-1.3
Recyclable paper ²	09	12	74.7	-0.2	2.2	9.6	11.4	7.9
Iron ores ²	10	11	-6.1	-0.7	1.1	0.5	-1.1	-1.9
Iron and steel scrap.....	10	12	14.1	2.6	2.9	0.8	0.8	7.7
Nonferrous metal ores ²	10	21	0.3	-4.2	-3.0	0.5	1.8	-0.5
Copper base scrap ²	10	2301	-0.3	-0.1	-0.7	-0.6	-3.4	1.4
Aluminum base scrap.....	10	2302	12.1	-0.2	0.3	0.1	1.5	3.6
Construction sand, gravel, and crushed stone.....	13	21	8.4	-0.3	1.2	0.5	0.3	0.4
Services for intermediate demand.....	ID6	3	2.9	0.6	-0.1	0.2	0.1	0.2
Trade services for intermediate demand ³	ID6	33	2.5	2.1	-0.5	-0.6	2.1	-0.1
Machinery and equipment parts and supplies wholesaling ²	57	1102	7.2	0.5	2.3	0.0	0.9	0.8
Building materials, paint, and hardware wholesaling.....	57	3	-6.8	-1.6	1.3	1.2	0.3	-1.0
Metals, minerals, and ores wholesaling ²	57	4	6.8	-3.3	-4.4	-3.1	9.8	-1.2
Chemicals and allied products wholesaling ²	57	5	-5.6	8.3	-2.8	-2.4	6.2	-4.6
Paper and plastics products wholesaling ²	57	6	-0.2	-1.8	2.7	-1.0	0.6	-0.5
Food wholesaling ²	57	8101	1.0	4.3	-3.8	-1.5	0.1	2.1
Automotive parts, including tires, retailing ²	58	6102	-1.6	0.6	0.7	-1.0	-1.4	2.1
Hardware, building material, and supplies retailing.....	58	D	3.4	6.8	2.3	4.0	0.8	-0.4
Transportation and warehousing services for intermediate demand.....	ID6	32	-0.8	0.9	-0.6	0.5	0.7	-0.2
Rail transportation of freight and mail ²	30	11	1.1	-0.1	0.4	0.7	1.2	0.4
Truck transportation of freight ²	30	12	-8.7	-0.7	0.6	1.6	0.7	-0.6
Water transportation of freight ²	30	13	-0.4	2.5	2.5	-0.8	-2.3	0.4
Air transportation of freight ²	30	14	-0.9	1.2	0.3	1.3	1.3	-0.1
U.S. Postal Service ²	30	1601	8.0	3.8	0.0	0.0	0.0	0.0
Courier and messenger services, except air mail.....	30	1602	4.1	0.6	1.1	0.7	0.4	0.0
Air mail and package delivery services, excluding by USPS.....	30	1603	1.9	0.6	2.2	1.3	1.5	-1.0
Pipeline transportation ²	30	17	1.6	3.8	0.1	-0.2	-0.2	-0.1
Transportation of passengers (partial).....	30	2	1.9	1.7	-1.9	-3.0	2.5	-0.6
Services related to water transportation.....	31	1	2.7	0.1	0.5	0.3	0.4	0.4
Arrangement of freight and cargo ²	31	31	-22.9	-2.1	-12.8	3.3	2.0	-0.5
Warehousing, storage, and related services ²	32	1	3.8	1.5	-1.1	1.8	-0.4	-0.6
Services less trade, transportation, and warehousing for intermediate demand.....	ID6	31	4.0	0.1	0.1	0.3	-0.5	0.4
Network compensation from broadcast TV, cable TV, radio ²	35	-	0.7	0.0	0.2	0.0	0.0	0.0
Advertising space sales in periodicals and newspapers ²	36	11	1.2	0.0	-0.5	-0.4	-0.4	-0.2
Advertising space sales in directories and mail lists ²	36	12	5.4	0.0	0.0	0.0	0.0	0.0
Television advertising time sales.....	36	2	-26.2	-1.1	-8.0	-4.2	0.5	6.5
Radio advertising time sales.....	36	3	-4.3	-7.2	4.6	-2.3	-0.8	5.4
Internet advertising sales ²	36	6	-	-4.9	0.0	0.0	0.0	0.0
Business wired telecommunication services ²	37	12	3.4	1.1	1.0	0.2	-0.5	0.2
Wireless telecommunication services.....	37	2	1.2	0.1	-0.6	0.2	0.1	0.2
Cable and satellite subscriber services.....	37	3	9.5	0.1	1.1	0.7	0.5	0.4
Bundled wired telecommunication access services ²	37	5	0.9	-0.3	1.0	-2.9	0.2	-0.2
Data processing and related services ²	38	1	2.3	0.3	0.1	-0.2	0.2	0.2
Business loans (partial).....	39	11	12.7	-1.8	-1.7	-2.7	0.9	-0.8

See footnotes at end of table.

Table 2. Producer price index percentage changes for selected commodity groupings by Final Demand-Intermediate Demand category, seasonally adjusted — Continued
 [November 2023]

Grouping	Commodity code		Unadjusted 12-month percent change ¹	Seasonally adjusted 1-month percent change ¹				
	Group code	Item code		Nov. 2022 to Nov. 2023 ^P	June to July	July to Aug. ^P	Aug. to Sept. ^P	Sept. to Oct. ^P
Deposit services (partial) ²	39	2	31.1	-0.6	-2.5	5.2	0.9	5.3
Other credit intermediation, incl. trust services (partial) ²	39	3	2.0	0.0	2.5	0.0	0.0	-3.7
Securities brokerage, dealing, investment advice, and related services ²	40	1	8.7	1.7	0.9	-0.1	-1.9	0.4
Portfolio management ²	40	2	3.1	2.4	2.0	-0.5	-3.0	-1.8
Investment banking ²	40	3	6.9	0.5	1.9	2.9	-0.1	-1.1
Life insurance ²	41	1101	-1.7	-0.3	0.0	-0.4	0.0	0.0
Health and medical insurance.....	41	1103	3.2	0.0	0.5	0.2	0.2	0.2
Property and casualty insurance ²	41	1104	7.5	0.2	0.2	0.8	0.0	0.0
Annuities ²	41	2	0.4	0.3	0.0	0.0	-0.3	0.0
Commissions from sales of insurance ²	42	1	0.6	-0.4	0.0	0.0	0.0	0.0
Nonresidential real estate rents ²	43	11	3.4	-0.7	2.9	2.0	-3.0	1.3
Nonresidential property sales and leases ²	43	12	-2.8	-0.7	0.4	0.0	-0.3	-0.2
Residential property management fees ²	43	22	1.1	0.8	0.1	-0.5	-1.0	1.5
Passenger car rental.....	44	1	-6.0	0.5	0.8	1.0	1.8	-2.5
Truck, utility trailer, and RV rental and leasing ²	44	2	-0.3	-0.9	-0.6	0.9	-0.6	0.3
Construction, mining, and forestry machinery and equipment rental and leasing ²	44	3	3.3	0.1	-0.2	0.2	0.2	-0.1
Legal services.....	45	1	6.0	0.7	0.2	0.3	0.9	0.3
Accounting services (partial).....	45	2	6.7	2.6	0.2	1.3	-2.3	-0.1
Architectural and engineering services.....	45	3	3.3	0.3	0.1	0.2	0.9	0.0
Management, scientific, and technical consulting services.....	45	4	3.0	-1.6	-2.3	5.1	-3.4	0.2
Advertising and related services (partial) ²	45	5	0.5	0.0	-0.2	0.0	0.0	0.0
Permanent placement services ²	46	1	1.7	2.2	-1.1	0.4	-0.4	0.8
Executive search services ²	46	2	7.6	0.3	2.8	1.6	1.0	1.5
Staffing services.....	46	3	0.3	-0.1	-0.3	-0.7	0.4	0.2
Security guard services ²	48	1	7.2	0.2	2.6	-0.1	0.8	-0.2
Janitorial services ²	49	1	-0.1	-0.1	0.0	-2.6	-0.1	0.2
Waste collection.....	50	1	9.8	-0.1	1.1	0.9	-0.5	1.0
Traveler accommodation services.....	53	11	2.4	-0.7	-0.1	2.5	-3.1	4.0
Commercial and industrial machinery and equipment repair and maintenance.....	55	1	5.0	0.9	0.0	1.9	-0.6	0.6
Aircraft repair and maintenance.....	55	4	8.6	0.5	0.3	3.5	0.4	0.2
Metal treatment services ²	59	1	4.7	0.9	0.2	-0.4	0.7	-0.3
Construction for intermediate demand.....	ID6	4	3.6	0.1	0.0	0.0	0.2	0.1
Maintenance and repair of non-residential buildings (partial) ²	80	2	3.6	0.1	0.0	0.0	0.2	0.1
Intermediate Demand by Production Flow								
Stage 4 intermediate demand.....	ID5	4	1.5	0.3	0.5	0.2	-0.3	0.1
Stage 4 intermediate demand goods.....	ID5	9411	-0.9	-0.1	0.7	0.3	-0.5	0.1
Grains.....	01	2	-32.0	-8.7	-2.7	-6.3	-3.0	-3.3
Meats.....	02	21	9.1	4.8	-2.4	1.5	1.1	0.4
Unprocessed and packaged fish.....	02	23	-6.4	-1.7	-0.7	-1.7	-0.9	0.6
Dairy products.....	02	3	-6.2	-1.4	2.2	1.2	1.3	-0.4
Commercial electric power.....	05	42	6.6	-0.2	0.2	0.7	-0.4	2.2
Industrial electric power.....	05	43	9.3	-0.7	0.3	0.2	0.1	2.6
Gasoline.....	05	71	-12.8	0.3	18.7	5.1	-15.5	-4.1
No. 2 diesel fuel.....	05	7303	-29.7	-4.8	39.2	2.6	-11.7	2.6
Basic organic chemicals.....	06	14	-9.0	-2.1	0.2	1.4	2.8	-3.5
Prepared paint ²	06	21	-0.4	-0.5	0.0	-0.2	-0.1	0.0
Medicinal and botanical chemicals ²	06	31	1.1	0.0	-0.2	0.0	1.0	0.1
Biological products, including diagnostics.....	06	37	5.0	1.1	-0.1	0.3	0.2	0.3
Pharmaceutical preparations.....	06	38	2.5	0.3	0.1	0.2	0.2	0.1
Plastic construction products ²	07	21	-3.7	-0.1	-0.1	0.2	-0.4	0.1
Unsupported plastic film, sheet, and other shapes ²	07	22	-7.8	-1.4	-0.8	-1.5	0.4	0.3
Parts for manufacturing from plastics ²	07	26	-4.0	-0.1	-0.2	-0.2	-0.2	-0.5
Plastic packaging products ²	07	2A	-4.5	-1.0	-0.2	0.0	-0.3	0.4
Lumber.....	08	1	-13.1	8.2	-6.7	2.1	-3.7	-3.0
Millwork.....	08	2	-3.7	-0.1	-0.9	0.3	0.3	0.2
Paper boxes and containers ²	09	1503	-3.4	-0.4	-0.5	-0.2	-0.1	-0.2
Commercial printing ²	09	47	2.8	0.0	0.2	0.2	0.0	0.1
Steel mill products ²	10	17	-8.4	-4.7	-2.0	-3.5	-2.5	-1.5
Nonferrous wire and cable ²	10	26	-3.5	1.4	0.5	-1.5	-0.4	0.3
Fabricated structural metal products.....	10	7	0.7	0.4	0.1	0.4	0.8	0.3
Other miscellaneous metal products ²	10	89	1.4	0.2	-0.4	0.0	0.2	0.3
Air conditioning and refrigeration equipment.....	11	48	4.9	0.5	0.5	0.2	0.4	0.8
Wiring devices ²	11	71	5.0	-0.8	0.6	0.0	0.4	0.0

See footnotes at end of table.

Table 2. Producer price index percentage changes for selected commodity groupings by Final Demand-Intermediate Demand category, seasonally adjusted — Continued
 [November 2023]

Grouping	Commodity code		Unadjusted 12-month percent change ¹	Seasonally adjusted 1-month percent change ¹				
	Group code	Item code		Nov. 2022 to Nov. 2023 ^P	June to July	July to Aug. ^P	Aug. to Sept. ^P	Sept. to Oct. ^P
Electronic components and accessories.....	11	78	-0.7	0.3	0.3	-0.1	0.0	0.1
Miscellaneous electrical machinery and equipment ²	11	79	1.2	0.6	0.0	0.0	-0.1	-0.1
Internal combustion engines ²	11	94	6.4	1.8	0.0	0.1	-0.1	0.1
Machine shop products ²	11	95	1.3	0.1	0.0	0.0	-0.2	0.0
Concrete ingredients and related products.....	13	2	8.4	-0.1	0.9	0.6	0.1	0.5
Concrete products.....	13	3	8.3	0.1	0.9	1.1	0.7	0.3
Prepared asphalt, tar roofing and siding products ²	13	61	2.8	1.1	-1.2	0.7	0.7	-0.3
Paving mixtures and blocks.....	13	94	0.7	-0.9	0.8	0.9	1.0	1.5
Motor vehicle parts ²	14	12	1.6	0.3	0.0	0.1	0.1	0.1
Aircraft engines and engine parts.....	14	23	3.1	0.0	0.3	0.0	0.2	0.9
Aircraft parts and auxiliary equipment, n.e.c.....	14	25	4.3	0.1	0.2	-0.1	0.0	0.1
Medical, surgical and personal aid devices.....	15	6	2.7	-0.1	0.1	0.1	0.0	0.2
Stage 4 intermediate demand services.....	ID5	9412	3.7	0.7	0.4	0.2	-0.1	0.2
Truck transportation of freight ²	30	12	-8.7	-0.7	0.6	1.6	0.7	-0.6
Courier, messenger, and U.S. postal services.....	30	16	5.1	1.7	1.0	0.6	0.6	-0.3
Airline passenger services.....	30	22	1.9	1.7	-1.9	-3.1	2.5	-0.6
Warehousing, storage, and related services ²	32	1	3.8	1.5	-1.1	1.8	-0.4	-0.6
Advertising space sales in periodicals and newspapers ²	36	11	1.2	0.0	-0.5	-0.4	-0.4	-0.2
Data processing and related services ²	38	1	2.3	0.3	0.1	-0.2	0.2	0.2
Business loans (partial).....	39	11	12.7	-1.8	-1.7	-2.7	0.9	-0.8
Deposit services (partial) ²	39	2	31.1	-0.6	-2.5	5.2	0.9	5.3
Securities brokerage, dealing, investment advice, and related services ²	40	1	8.7	1.7	0.9	-0.1	-1.9	0.4
Portfolio management ²	40	2	3.1	2.4	2.0	-0.5	-3.0	-1.8
Investment banking ²	40	3	6.9	0.5	1.9	2.9	-0.1	-1.1
Insurance.....	41	11	4.2	-0.2	0.3	0.4	0.2	0.1
Annuities ²	41	2	0.4	0.3	0.0	0.0	-0.3	0.0
Nonresidential real estate rents ²	43	11	3.4	-0.7	2.9	2.0	-3.0	1.3
Nonresidential property sales and leases ²	43	12	-2.8	-0.7	0.4	0.0	-0.3	-0.2
Nonresidential property management fees ²	43	13	8.0	2.7	0.8	0.1	1.5	0.3
Residential property management fees ²	43	22	1.1	0.8	0.1	-0.5	-1.0	1.5
Construction, mining, and forestry machinery and equipment rental and leasing ²	44	3	3.3	0.1	-0.2	0.2	0.2	-0.1
Legal services.....	45	1	6.0	0.7	0.2	0.3	0.9	0.3
Advertising agency services ²	45	51	0.5	0.0	-0.2	0.0	0.0	0.0
Accounting services (partial).....	45	2	6.7	2.6	0.2	1.3	-2.3	-0.1
Architectural and engineering services.....	45	3	3.3	0.3	0.1	0.2	0.9	0.0
Management, scientific, and technical consulting services.....	45	4	3.0	-1.6	-2.3	5.1	-3.4	0.2
Staffing services.....	46	3	0.3	-0.1	-0.3	-0.7	0.4	0.2
Janitorial services ²	49	1	-0.1	-0.1	0.0	-2.6	-0.1	0.2
Commercial and industrial machinery and equipment repair and maintenance.....	55	1	5.0	0.9	0.0	1.9	-0.6	0.6
Machinery and equipment parts and supplies wholesaling ²	57	1102	7.2	0.5	2.3	0.0	0.9	0.8
Building materials, paint, and hardware wholesaling.....	57	3	-6.8	-1.6	1.3	1.2	0.3	-1.0
Metals, minerals, and ores wholesaling ²	57	4	6.8	-3.3	-4.4	-3.1	9.8	-1.2
Chemicals and allied products wholesaling ²	57	5	-5.6	8.3	-2.8	-2.4	6.2	-4.6
Paper and plastics products wholesaling ²	57	6	-0.2	-1.8	2.7	-1.0	0.6	-0.5
Food and alcohol wholesaling ²	57	8	1.3	3.8	-3.3	-1.3	0.3	1.9
Hardware and building materials and supplies retailing.....	58	D	3.4	6.8	2.3	4.0	0.8	-0.4
Metal treatment services ²	59	1	4.7	0.9	0.2	-0.4	0.7	-0.3
Stage 3 intermediate demand.....	ID5	3	-3.7	-0.4	1.1	0.6	-0.5	-0.1
Stage 3 intermediate demand goods.....	ID5	9311	-9.5	-1.4	3.3	1.2	-1.9	-0.6
Slaughter cattle.....	01	31	17.9	2.4	1.6	1.7	-0.6	-7.2
Slaughter hogs.....	01	32	-24.9	8.5	-2.4	-0.5	-9.0	-4.0
Slaughter poultry.....	01	4	-13.7	-7.2	-0.9	10.9	-4.9	-1.4
Raw milk.....	01	6	-14.4	-0.4	14.0	5.4	-1.5	-1.2
Commercial electric power.....	05	42	6.6	-0.2	0.2	0.7	-0.4	2.2
Industrial electric power.....	05	43	9.3	-0.7	0.3	0.2	0.1	2.6
Gasoline.....	05	71	-12.8	0.3	18.7	5.1	-15.5	-4.1
Jet fuel ²	05	7203	-13.0	4.6	22.7	7.1	-1.9	-3.8
No. 2 diesel fuel.....	05	7303	-29.7	-4.8	39.2	2.6	-11.7	2.6
Finished lubricants ²	05	76	-1.1	-0.3	-0.1	-1.1	-0.2	0.2
Lubricating oil base stocks ²	05	78	-24.6	-1.7	1.9	-0.1	6.8	-3.4
Asphalt.....	05	8102	-16.3	-5.8	0.0	5.0	2.4	2.2
Basic inorganic chemicals ²	06	13	-9.8	-3.6	-1.5	0.2	-2.1	-0.4
Basic organic chemicals.....	06	14	-9.0	-2.1	0.2	1.4	2.8	-3.5
Paints and allied products ²	06	2	-0.9	-1.1	0.9	-0.5	-1.0	0.1

See footnotes at end of table.

Table 2. Producer price index percentage changes for selected commodity groupings by Final Demand-Intermediate Demand category, seasonally adjusted — Continued
 [November 2023]

Grouping	Commodity code		Unadjusted 12-month percent change ¹	Seasonally adjusted 1-month percent change ¹				
	Group code	Item code		Nov. 2022 to Nov. 2023 ^P	June to July	July to Aug. ^P	Aug. to Sept. ^P	Sept. to Oct. ^P
Agricultural chemicals and chemical products.....	06	5	-23.7	-4.2	2.5	-1.0	1.7	0.7
Plastic resins and materials.....	06	6	-7.4	-4.3	-1.7	0.4	-2.5	1.6
Synthetic rubber ²	07	1102	-10.6	-5.6	0.1	1.1	2.4	-0.3
Unsupported plastic film, sheet, and other shapes ²	07	22	-7.8	-1.4	-0.8	-1.5	0.4	0.3
Paper ²	09	13	-1.2	-0.8	-0.6	0.7	-0.5	-0.4
Paperboard ²	09	14	-6.9	-2.1	-0.3	0.5	0.0	0.3
Converted paper and paperboard products ²	09	15	-1.5	-0.2	-0.5	0.0	-0.3	-0.6
Commercial printing ²	09	47	2.8	0.0	0.2	0.2	0.0	0.1
Foundry and forge shop products ²	10	15	1.8	-0.7	0.5	-0.1	-0.6	-0.2
Steel mill products ²	10	17	-8.4	-4.7	-2.0	-3.5	-2.5	-1.5
Nonferrous mill shapes ²	10	25	-0.3	-0.9	-0.2	-0.5	-0.8	-0.2
Nonferrous foundry shop products.....	10	28	1.8	0.2	0.3	-0.2	0.6	-0.4
Metal containers ²	10	3	-5.2	0.0	-1.6	-0.2	-0.9	-0.5
Structural, architectural, and pre-engineered metal products.....	10	74	-0.2	0.3	-0.3	0.3	1.1	0.7
Bolts, nuts, screws, rivets, and washers ²	10	81	6.3	0.2	0.2	0.0	0.0	0.8
Other miscellaneous metal products ²	10	89	1.4	0.2	-0.4	0.0	0.2	0.3
General purpose machinery and equipment.....	11	4	5.6	0.3	0.4	0.6	0.6	0.2
Electrical machinery and equipment.....	11	7	2.0	0.3	0.2	0.0	0.1	0.2
Construction sand, gravel, and crushed stone.....	13	21	8.4	-0.3	1.2	0.5	0.3	0.4
Cement.....	13	22	8.3	0.5	0.3	1.0	-0.4	0.7
Motor vehicle parts ²	14	12	1.6	0.3	0.0	0.1	0.1	0.1
Aircraft and aircraft equipment.....	14	2	3.6	0.1	0.1	0.1	0.1	0.3
Stage 3 intermediate demand services.....	ID5	9312	1.9	0.5	-0.6	0.0	0.6	0.3
Rail transportation of freight and mail ²	30	11	1.1	-0.1	0.4	0.7	1.2	0.4
Courier, messenger, and U.S. postal services.....	30	16	5.1	1.7	1.0	0.6	0.6	-0.3
Arrangement of freight and cargo ²	31	31	-22.9	-2.1	-12.8	3.3	2.0	-0.5
Freight forwarding ²	31	3201	2.1	0.0	0.0	0.0	0.0	0.0
Warehousing, storage, and related services ²	32	1	3.8	1.5	-1.1	1.8	-0.4	-0.6
Advertising space sales in periodicals, newspapers, directories, and mailing lists ²	36	1	1.8	0.0	-0.4	-0.4	-0.3	-0.2
Wired telephone services ²	37	1	3.5	0.5	0.7	0.3	-0.2	0.1
Bundled wired telecommunications access services ²	37	5	0.9	-0.3	1.0	-2.9	0.2	-0.2
Data processing and related services ²	38	1	2.3	0.3	0.1	-0.2	0.2	0.2
Business loans (partial).....	39	11	12.7	-1.8	-1.7	-2.7	0.9	-0.8
Deposit services (partial) ²	39	2	31.1	-0.6	-2.5	5.2	0.9	5.3
Securities brokerage, dealing, investment advice, and related services ²	40	1	8.7	1.7	0.9	-0.1	-1.9	0.4
Insurance.....	41	11	4.2	-0.2	0.3	0.4	0.2	0.1
Nonresidential real estate rents ²	43	11	3.4	-0.7	2.9	2.0	-3.0	1.3
Legal services.....	45	1	6.0	0.7	0.2	0.3	0.9	0.3
Accounting services (partial).....	45	2	6.7	2.6	0.2	1.3	-2.3	-0.1
Architectural and engineering services.....	45	3	3.3	0.3	0.1	0.2	0.9	0.0
Management, scientific, and technical consulting services.....	45	4	3.0	-1.6	-2.3	5.1	-3.4	0.2
Advertising agency services ²	45	51	0.5	0.0	-0.2	0.0	0.0	0.0
Staffing services.....	46	3	0.3	-0.1	-0.3	-0.7	0.4	0.2
Aircraft repair maintenance.....	55	4	8.6	0.5	0.3	3.5	0.4	0.2
Machinery and equipment parts and supplies wholesaling ²	57	1102	7.2	0.5	2.3	0.0	0.9	0.8
Building materials, paint, and hardware wholesaling.....	57	3	-6.8	-1.6	1.3	1.2	0.3	-1.0
Metals, minerals, and ores wholesaling ²	57	4	6.8	-3.3	-4.4	-3.1	9.8	-1.2
Chemicals and allied products wholesaling ²	57	5	-5.6	8.3	-2.8	-2.4	6.2	-4.6
Paper and plastics products wholesaling ²	57	6	-0.2	-1.8	2.7	-1.0	0.6	-0.5
Food wholesaling ²	57	8101	1.0	4.3	-3.8	-1.5	0.1	2.1
Metal treatment services ²	59	1	4.7	0.9	0.2	-0.4	0.7	-0.3
Stage 2 intermediate demand.....	ID5	2	-2.4	1.9	0.6	1.1	-0.2	-0.5
Stage 2 intermediate demand goods.....	ID5	9211	-9.3	4.0	2.2	3.1	-1.0	-1.4
Corn.....	01	2202	-32.7	-10.7	-2.0	-6.2	-2.7	-3.5
Oilseeds.....	01	83	-8.1	9.0	-4.3	4.3	-4.7	5.0
Prepared animal feeds.....	02	9	-5.7	1.7	0.3	0.6	-1.1	-0.2
Coal.....	05	1	-9.1	1.1	1.5	-3.4	2.3	-1.5
Natural gas ²	05	31	-40.3	23.6	-1.1	-2.7	5.8	24.1
Liquefied petroleum gas ²	05	32	-27.3	25.4	4.7	7.5	-6.8	-6.1
Crude petroleum ²	05	61	-10.6	8.5	8.1	10.3	-3.4	-9.5
No. 2 diesel fuel.....	05	7303	-29.7	-4.8	39.2	2.6	-11.7	2.6
Industrial chemicals.....	06	1	-9.2	-2.3	-0.1	1.2	1.9	-3.0
Plastic resins and materials.....	06	6	-7.4	-4.3	-1.7	0.4	-2.5	1.6
Plastic products ²	07	2	-3.3	-0.4	-0.2	-0.3	-0.2	0.0
Logs, bolts, timber, pulpwood, and wood chips ²	08	5	-3.9	-0.7	0.4	0.1	0.1	-1.3

See footnotes at end of table.

Table 2. Producer price index percentage changes for selected commodity groupings by Final Demand-Intermediate Demand category, seasonally adjusted — Continued
 [November 2023]

Grouping	Commodity code		Unadjusted 12-month percent change ¹	Seasonally adjusted 1-month percent change ¹				
	Group code	Item code		Nov. 2022 to Nov. 2023 ^P	June to July	July to Aug. ^P	Aug. to Sept. ^P	Sept. to Oct. ^P
Paper ²	09	13	-1.2	-0.8	-0.6	0.7	-0.5	-0.4
Paperboard, excluding corrugated paperboard ²	09	1411	-6.0	-2.0	-0.6	0.9	-0.2	0.4
Commercial printing ²	09	47	2.8	0.0	0.2	0.2	0.0	0.1
Iron and steel scrap.....	10	12	14.1	2.6	2.9	0.8	0.8	7.7
Steel mill products ²	10	17	-8.4	-4.7	-2.0	-3.5	-2.5	-1.5
Nonferrous mill shapes ²	10	25	-0.3	-0.9	-0.2	-0.5	-0.8	-0.2
Electrical machinery and equipment.....	11	7	2.0	0.3	0.2	0.0	0.1	0.2
Electronic components and accessories.....	11	78	-0.7	0.3	0.3	-0.1	0.0	0.1
Stage 2 intermediate demand services.....	ID5	9212	3.3	0.4	-0.5	-0.4	0.5	0.3
Rail transportation of freight and mail ²	30	11	1.1	-0.1	0.4	0.7	1.2	0.4
Truck transportation of freight ²	30	12	-8.7	-0.7	0.6	1.6	0.7	-0.6
U.S. Postal Service ²	30	1601	8.0	3.8	0.0	0.0	0.0	0.0
Courier and messenger services, except air.....	30	1602	4.1	0.6	1.1	0.7	0.4	0.0
Air mail and package delivery services, excluding by USPS.....	30	1603	1.9	0.6	2.2	1.3	1.5	-1.0
Pipeline transportation ²	30	17	1.6	3.8	0.1	-0.2	-0.2	-0.1
Airline passenger services.....	30	22	1.9	1.7	-1.9	-3.1	2.5	-0.6
Arrangement of freight and cargo ²	31	31	-22.9	-2.1	-12.8	3.3	2.0	-0.5
Television advertising time sales.....	36	21	-26.2	-1.1	-8.0	-4.2	0.5	6.5
Wireless telecommunication services.....	37	2	1.2	0.1	-0.6	0.2	0.1	0.2
Data processing and related services ²	38	1	2.3	0.3	0.1	-0.2	0.2	0.2
Securities brokerage, dealing, investment advice, and related services ²	40	1	8.7	1.7	0.9	-0.1	-1.9	0.4
Portfolio management ²	40	2	3.1	2.4	2.0	-0.5	-3.0	-1.8
Investment banking ²	40	31	6.9	0.5	1.9	2.9	-0.1	-1.1
Insurance.....	41	11	4.2	-0.2	0.3	0.4	0.2	0.1
Commissions from sales of insurance ²	42	11	0.6	-0.4	0.0	0.0	0.0	0.0
Legal services.....	45	1	6.0	0.7	0.2	0.3	0.9	0.3
Accounting services (partial).....	45	2	6.7	2.6	0.2	1.3	-2.3	-0.1
Management, scientific, and technical consulting services.....	45	4	3.0	-1.6	-2.3	5.1	-3.4	0.2
Advertising agency services ²	45	51	0.5	0.0	-0.2	0.0	0.0	0.0
Staffing services.....	46	3	0.3	-0.1	-0.3	-0.7	0.4	0.2
Security guard services ²	48	1	7.2	0.2	2.6	-0.1	0.8	-0.2
Janitorial services ²	49	1	-0.1	-0.1	0.0	-2.6	-0.1	0.2
Traveler accommodation services.....	53	1	2.4	-0.7	-0.1	2.5	-3.1	4.0
Commercial and industrial machinery and equipment repair and maintenance.....	55	1	5.0	0.9	0.0	1.9	-0.6	0.6
Hardware and building materials and supplies retailing.....	58	D	3.4	6.8	2.3	4.0	0.8	-0.4
Stage 1 intermediate demand.....	ID5	1	-1.5	0.1	1.4	0.3	-0.4	0.1
Stage 1 intermediate demand goods.....	ID5	9111	-5.3	-0.7	2.6	0.3	-0.8	0.1
Prepared animal feeds.....	02	9	-5.7	1.7	0.3	0.6	-1.1	-0.2
Commercial electric power.....	05	42	6.6	-0.2	0.2	0.7	-0.4	2.2
Industrial electric power.....	05	43	9.3	-0.7	0.3	0.2	0.1	2.6
Commercial natural gas.....	05	52	-13.4	3.4	-0.1	-1.8	2.2	5.1
Industrial natural gas.....	05	53	-14.2	9.6	0.3	-2.4	-6.4	8.6
Gasoline.....	05	71	-12.8	0.3	18.7	5.1	-15.5	-4.1
No. 2 diesel fuel.....	05	7303	-29.7	-4.8	39.2	2.6	-11.7	2.6
Industrial chemicals.....	06	1	-9.2	-2.3	-0.1	1.2	1.9	-3.0
Prepared paint ²	06	21	-0.4	-0.5	0.0	-0.2	-0.1	0.0
Plastic construction products ²	07	21	-3.7	-0.1	-0.1	0.2	-0.4	0.1
Recyclable paper ²	09	12	74.7	-0.2	2.2	9.6	11.4	7.9
Paper ²	09	13	-1.2	-0.8	-0.6	0.7	-0.5	-0.4
Converted paper and paperboard products ²	09	15	-1.5	-0.2	-0.5	0.0	-0.3	-0.6
Iron and steel scrap.....	10	12	14.1	2.6	2.9	0.8	0.8	7.7
Steel mill products ²	10	17	-8.4	-4.7	-2.0	-3.5	-2.5	-1.5
Primary nonferrous metals ²	10	22	3.3	2.0	-3.9	1.9	-2.0	0.9
Nonferrous scrap.....	10	23	-8.5	-1.9	0.2	-0.7	-1.0	-0.5
Nonferrous wire and cable ²	10	26	-3.5	1.4	0.5	-1.5	-0.4	0.3
Fabricated structural metal products.....	10	7	0.7	0.4	0.1	0.4	0.8	0.3
General purpose machinery and equipment.....	11	4	5.6	0.3	0.4	0.6	0.6	0.2
Construction sand, gravel, and crushed stone.....	13	21	8.4	-0.3	1.2	0.5	0.3	0.4
Stage 1 intermediate demand services.....	ID5	9112	2.6	0.8	0.4	0.3	0.1	0.2
Truck transportation of freight ²	30	12	-8.7	-0.7	0.6	1.6	0.7	-0.6
Airline passenger services.....	30	22	1.9	1.7	-1.9	-3.1	2.5	-0.6
Advertising space sales in periodicals, newspapers, directories, and mailing lists ²	36	1	1.8	0.0	-0.4	-0.4	-0.3	-0.2
Business wired telecommunication services ²	37	12	3.4	1.1	1.0	0.2	-0.5	0.2
Wireless telecommunication services.....	37	2	1.2	0.1	-0.6	0.2	0.1	0.2

See footnotes at end of table.

Table 2. Producer price index percentage changes for selected commodity groupings by Final Demand-Intermediate Demand category, seasonally adjusted — Continued
 [November 2023]

Grouping	Commodity code		Unadjusted 12-month percent change ¹	Seasonally adjusted 1-month percent change ¹				
	Group code	Item code		Nov. 2022 to Nov. 2023 ^p	June to July	July to Aug. ^p	Aug. to Sept. ^p	Sept. to Oct. ^p
Bundled wired telecommunications access services ²	37	5	0.9	-0.3	1.0	-2.9	0.2	-0.2
Business loans (partial).....	39	11	12.7	-1.8	-1.7	-2.7	0.9	-0.8
Deposit services (partial) ²	39	2	31.1	-0.6	-2.5	5.2	0.9	5.3
Securities brokerage, dealing, investment advice, and related services ²	40	1	8.7	1.7	0.9	-0.1	-1.9	0.4
Portfolio management ²	40	2	3.1	2.4	2.0	-0.5	-3.0	-1.8
Investment banking ²	40	3	6.9	0.5	1.9	2.9	-0.1	-1.1
Insurance.....	41	11	4.2	-0.2	0.3	0.4	0.2	0.1
Nonresidential real estate rents ²	43	11	3.4	-0.7	2.9	2.0	-3.0	1.3
Architectural and engineering services.....	45	3	3.3	0.3	0.1	0.2	0.9	0.0
Management consulting services.....	45	41	3.0	-1.6	-2.3	5.1	-3.4	0.2
Waste collection.....	50	1	9.8	-0.1	1.1	0.9	-0.5	1.0
Traveler accommodation services.....	53	11	2.4	-0.7	-0.1	2.5	-3.1	4.0
Commercial and industrial machinery and equipment repair and maintenance.....	55	1	5.0	0.9	0.0	1.9	-0.6	0.6
Machinery and equipment parts and supplies wholesaling ²	57	1102	7.2	0.5	2.3	0.0	0.9	0.8
Building materials, paint, and hardware wholesaling.....	57	3	-6.8	-1.6	1.3	1.2	0.3	-1.0
Metals, minerals, and ores wholesaling ²	57	4	6.8	-3.3	-4.4	-3.1	9.8	-1.2
Chemicals and allied products wholesaling ²	57	5	-5.6	8.3	-2.8	-2.4	6.2	-4.6
Paper and plastics products wholesaling ²	57	6	-0.2	-1.8	2.7	-1.0	0.6	-0.5
Hardware and building materials and supplies retailing.....	58	D	3.4	6.8	2.3	4.0	0.8	-0.4
Mining services ²	60	1	2.1	0.0	-0.3	0.8	-0.9	1.5

¹ All indexes are subject to revision for 4 months after their originally scheduled publication to incorporate late reports and corrections by survey respondents. In addition, seasonally adjusted indexes are subject to change for up to 5 years due to the recalculation of seasonal factors published each January.

² Seasonal tests did not indicate the presence of seasonality. Data shown is not seasonally adjusted.

³ Trade indexes measure changes in margins received by wholesalers and retailers.

p Preliminary

"-" Data not available.

NOTE: The term "(partial)" denotes incomplete coverage of the index category.

Table 3. Producer price indexes for Final Demand-Intermediate Demand groupings, seasonally adjusted
 [November 2023, Index base Nov. 2009=100, unless otherwise indicated]

Grouping	Other index base	Commodity code		Seasonally adjusted index ¹				
		Group code	Item code	July 2023	Aug. 2023 ^p	Sept. 2023 ^p	Oct. 2023 ^p	Nov. 2023 ^p
Final Demand								
Final demand.....		FD	4	141.407	142.439	143.011	142.378	142.370
Final demand goods.....		FD	41	141.248	143.963	145.155	143.102	143.091
Final demand foods.....		FD	411	149.549	149.009	149.916	149.699	150.637
Finished consumer foods ²	00/82	FD	4111	263.584	263.136	264.559	264.800	266.377
Finished consumer foods, crude.....	00/82	FD	411113	251.728	237.530	229.064	221.927	264.716
Finished consumer foods, processed.....	00/82	FD	411112	263.570	264.435	266.794	267.737	265.380
Government purchased foods.....		FD	4112	153.052	153.424	155.444	156.913	156.684
Foods for export.....		FD	4113	151.483	149.253	150.168	147.633	149.273
Final demand energy.....		FD	412	136.212	150.046	154.596	144.244	142.585
Finished consumer energy goods ²	00/82	FD	4121	215.833	234.682	241.504	223.236	220.327
Government purchased energy.....		FD	4122	139.734	161.679	166.950	159.420	159.346
Energy for export.....		FD	4123	122.884	141.414	146.997	144.410	141.723
Final demand goods less foods and energy.....		FD	413	140.614	140.768	140.989	141.014	141.254
Finished goods less foods and energy ²	00/82	FD	4131	247.597	248.003	248.433	248.503	249.132
Finished consumer goods less foods and energy.....	00/82	FD	41311	275.055	275.541	276.016	276.094	276.817
Nondurable consumer goods less foods and energy.....	00/82	FD	413111	356.871	357.536	357.988	358.796	359.460
Durable consumer goods.....	00/82	FD	413112	191.152	191.461	191.927	191.401	192.128
Private capital equipment.....	00/82	FD	41312	212.663	212.982	213.352	213.412	213.931
Private capital equipment for manufacturing industries.....	00/82	FD	413121	228.346	228.754	229.040	229.138	229.659
Private capital equipment for nonmanufacturing industries.....	00/82	FD	413122	207.972	208.265	208.659	208.708	209.226
Government purchased goods, excluding foods and energy.....		FD	4132	136.178	136.358	136.584	136.757	136.703
Government purchased goods excluding foods, energy, and capital equipment.....		FD	41321	145.079	145.265	145.620	145.860	145.515
Government purchased capital equipment.....		FD	41322	122.996	123.167	123.234	123.323	123.619
Goods for export, excluding foods and energy.....		FD	4133	136.772	136.777	136.951	136.902	137.024
Final demand services.....		FD	42	140.303	140.608	140.917	140.922	140.924
Final demand trade services ³		FD	423	153.210	153.352	153.135	152.766	152.471
Trade of finished goods ²		FD	4231	151.489	151.717	151.508	150.881	150.532
Trade of personal consumption goods.....		FD	42311	150.977	151.164	150.744	150.429	150.038
Trade of private capital equipment.....		FD	42312	152.036	152.442	153.169	151.172	151.007
Trade of government purchased goods.....		FD	4232	165.451	165.030	165.093	165.757	166.288
Trade of government purchased goods, excluding capital equipment.....		FD	42321	170.554	169.436	168.869	171.277	171.752
Trade of government purchased capital equipment.....		FD	42322	156.239	156.865	157.868	155.919	156.530
Trade of exports.....		FD	4233	164.741	164.276	163.879	165.567	165.465
Final demand transportation and warehousing services.....		FD	422	149.079	149.049	149.305	150.956	150.231
Transportation of passengers for final demand.....		FD	4221	139.126	136.498	132.342	135.626	134.856
Transportation of private passengers.....		FD	42211	139.120	136.498	132.350	135.628	134.859
Transportation of government passengers.....		FD	42212	138.867	136.270	132.160	135.406	134.645
Transportation of passengers for export.....		FD	42213	139.160	136.507	132.315	135.630	134.852
Transportation and warehousing of goods for final demand.....		FD	4222	152.142	153.126	155.103	156.108	155.405
Transportation and warehousing of finished goods ²		FD	42221	150.157	151.071	153.074	154.059	153.344
Transportation and warehousing of personal consumption goods.....		FD	422211	150.719	151.637	153.617	154.596	153.884
Transportation and warehousing of private capital equipment.....		FD	422212	147.881	148.778	150.871	151.885	151.154
Transportation and warehousing of government purchased goods.....		FD	42222	151.393	152.012	153.780	154.521	153.938
Transportation and warehousing of exports.....		FD	42223	158.014	159.247	161.223	162.335	161.632
Final demand services less trade, transportation, and warehousing.....		FD	421	133.568	133.971	134.497	134.481	134.677
Finished services less trade, transportation, and warehousing ²		FD	4211	133.788	134.185	134.706	134.783	135.030
Finished consumer services less trade, transportation, and warehousing.....		FD	42111	133.116	133.431	133.983	134.022	134.318
Private capital investment services less trade, transportation, and warehousing.....		FD	42112	140.153	141.195	141.475	141.848	141.716
Government purchased services less trade, transportation, and warehousing.....		FD	4212	124.719	125.265	125.572	125.082	125.188
Gov. purchased services less trade, transportation, and warehousing, excl. capital investment.....		FD	42121	125.333	125.869	126.216	125.666	125.861
Government purchased capital investment services less trade, transportation, and warehousing.....		FD	42122	109.936	110.590	110.314	110.714	109.539
Services for export less trade, transportation, and warehousing.....		FD	4213	141.324	141.663	142.511	141.706	141.271
Final demand construction.....		FD	43	174.615	174.791	174.903	174.211	173.906
Construction for private capital investment.....		FD	431	178.756	178.963	179.097	178.326	177.922
Construction for government.....		FD	432	166.901	167.011	167.078	166.549	166.454
Final Demand Special Groupings								
Final demand less exports.....	04/10	FD	49101	139.069	140.166	140.742	140.034	140.038
Final demand less government.....	04/10	FD	49102	139.540	140.430	140.973	140.362	140.351
Final demand less foods, food and nonalcoholic beverages for immediate consumption, and energy ¹	04/10	FD	49103	139.807	140.044	140.297	140.291	140.346
Final demand less foods and energy ⁴	04/10	FD	49104	139.540	139.806	140.089	140.081	140.125
Final demand less foods and food and nonalcoholic beverages for immediate consumption ⁴	04/10	FD	49105	139.138	140.265	140.799	140.116	140.058

See footnotes at end of table.

Table 3. Producer price indexes for Final Demand-Intermediate Demand groupings, seasonally adjusted — Continued

[November 2023, Index base Nov. 2009=100, unless otherwise indicated]

Grouping	Other index base	Commodity code		Seasonally adjusted index ¹				
		Group code	Item code	July 2023	Aug. 2023 ^P	Sept. 2023 ^P	Oct. 2023 ^P	Nov. 2023 ^P
Final demand less foods ⁴	04/10	FD	49106	138.856	139.960	140.505	139.858	139.797
Final demand less energy.....	04/10	FD	49107	139.855	140.076	140.393	140.373	140.468
Final demand less trade services.....	01/10	FD	49108	137.061	138.274	139.012	138.329	138.383
Final demand less distributive services ⁵	01/10	FD	49109	136.577	137.802	138.488	137.733	137.819
Final demand goods less energy.....	01/10	FD	49111	141.063	141.065	141.433	141.405	141.794
Final demand goods less foods.....	04/10	FD	49112	136.458	139.792	141.017	138.626	138.418
Final demand services less trade services.....	04/10	FD	49113	133.849	134.209	134.705	134.845	134.953
Final demand distributive services ⁵	04/10	FD	49114	149.952	150.220	150.345	150.196	149.844
Final demand goods plus final demand distributive services ⁵	04/10	FD	49115	142.812	144.475	145.207	143.972	143.820
Final demand less foods, energy, and trade services ⁴	08/13	FD	49116	128.187	128.467	128.852	128.930	129.053
Private and government purchased capital equipment.....	08/13	FD	49117	128.158	128.348	128.550	128.594	128.906
Private and government purchased capital investment services.....	08/13	FD	49118	134.181	134.911	135.415	134.947	134.782
Total private and government purchased capital investment.....	08/13	FD	49119	134.594	135.048	135.386	135.086	135.080
Total finished ²	01/10	FD	49201	140.157	141.120	141.676	140.970	140.973
Total finished less foods, food and nonalcoholic beverages for immediate consumption, and energy ^{2, 4}	12/10	FD	49202	139.284	139.584	139.875	139.840	139.910
Total finished less foods and energy ^{2, 4}	01/10	FD	49203	140.123	140.430	140.724	140.688	140.761
Total finished less foods and food and nonalcoholic beverages for immediate consumption ^{2, 4}	12/10	FD	49204	138.344	139.362	139.901	139.152	139.104
Total finished less foods ^{2, 4}	01/10	FD	49205	139.734	140.763	141.306	140.554	140.508
Total finished less energy ²	01/10	FD	49206	140.561	140.837	141.158	141.132	141.250
Finished goods ²	00/82	FD	49207	252.015	257.206	259.574	254.764	254.666
Finished goods less energy ²	00/82	FD	49208	251.038	251.212	251.908	252.024	252.907
Finished goods, excluding foods ^{2, 4}	00/82	FD	49209	248.318	254.980	257.590	251.463	250.924
Finished services ²	01/10	FD	49210	138.651	138.974	139.280	139.248	139.281
Private capital investment services.....	04/10	FD	49211	144.304	145.096	145.642	145.165	144.988
Finished distributive services ^{2, 5}	04/10	FD	49212	148.209	148.514	148.575	148.156	147.769
Finished services less trade services ²	04/10	FD	49213	133.673	134.031	134.527	134.717	134.891
Finished services less distributive services ^{2, 5}	04/10	FD	49214	133.031	133.359	133.774	133.920	134.144
Total private capital investment (goods, services, and construction).....	04/10	FD	49215	142.660	143.172	143.559	143.244	143.229
Finished goods plus finished distributive services ²	04/10	FD	49216	144.201	145.848	146.561	144.970	144.755
Total exports.....	04/10	FD	49301	139.525	140.014	140.493	140.423	140.334
Goods for export.....	00/82	FD	49302	230.906	232.266	233.225	232.411	232.642
Services for export.....	04/10	FD	49303	150.839	150.922	151.305	151.795	151.393
Total government purchases.....	04/10	FD	49401	135.315	137.763	138.562	137.790	137.810
Government purchased goods.....	00/82	FD	49402	225.805	235.212	238.017	235.327	235.198
Government purchased services.....	04/10	FD	49403	133.395	133.711	133.938	133.788	133.905
Total government purchased capital investment (goods, services, construction).....	08/13	FD	49404	132.098	132.338	132.480	132.161	132.217
Government purchases, defense.....	05/15	FD	49405	121.999	124.602	125.699	125.199	125.088
Government purchases, non-defense.....	05/15	FD	49406	129.954	132.134	132.736	131.896	131.975
Personal consumption.....	01/10	FD	49501	139.503	140.567	141.162	140.368	140.375
Personal consumption goods (finished consumer goods).....	00/82	FD	49502	268.659	275.980	279.221	272.281	271.912
Personal consumption goods less energy.....	00/82	FD	49503	270.638	270.716	271.607	271.757	272.856
Personal consumption goods less foods.....	00/82	FD	49504	268.929	279.506	283.498	273.548	272.354
Personal consumption nondurable goods less foods.....	00/82	FD	49508	302.900	318.063	323.629	309.471	307.415
Personal consumption services.....	04/10	FD	49505	137.258	137.508	137.775	137.813	137.878
Personal consumption less trade services.....	04/10	FD	49506	136.055	137.334	138.178	137.268	137.373
Personal consumption less distributive services ⁵	04/10	FD	49507	135.757	137.050	137.855	136.877	137.012
Personal consumption less foods and energy.....	04/14	FD	49510	128.630	128.863	129.111	129.146	129.236
Personal consumption less foods, energy, and trade services ³	04/14	FD	49511	125.400	125.651	126.090	126.224	126.449
Personal consumption less foods, energy, and distributive services ⁵	04/14	FD	49512	125.363	125.590	125.971	126.072	126.337
Personal consumption goods plus personal consumption distributive services ⁵	08/13	FD	49509	132.417	134.281	134.991	133.271	132.989
Intermediate Demand by Commodity Type								
Processed goods								
Processed goods for intermediate demand.....	00/82	ID6	1	253.324	258.705	260.114	257.423	257.382
Materials and components for manufacturing.....	00/82	ID6	11	232.573	232.130	232.198	231.900	230.982
Materials for manufacturing.....		ID6	111	144.207	143.747	143.758	143.364	142.363
Materials for food manufacturing.....	00/82	ID6	1111	245.224	247.496	249.561	250.258	248.698
Materials for nondurable manufacturing.....	00/82	ID6	1112	260.318	259.949	261.684	263.187	260.740
Materials for durable manufacturing.....	00/82	ID6	1113	284.452	281.566	278.564	274.489	273.213
Components for manufacturing.....	00/82	ID6	112	187.765	187.797	187.919	188.119	188.293
Components for nondurable manufacturing.....		ID6	1121	145.937	145.721	145.116	145.085	145.116
Components for durable manufacturing.....		ID6	1122	132.521	132.554	132.673	132.823	132.950
Materials and components for construction.....	00/82	ID6	12	350.810	351.244	352.453	352.477	353.068
Materials for construction.....		ID6	121	167.275	167.588	168.553	167.970	168.129
Components for construction.....		ID6	122	177.967	178.097	178.381	178.896	179.299
Processed fuels and lubricants for intermediate demand.....	00/82	ID6	13	232.873	260.398	266.487	254.233	256.669
Processed fuels and lubricants to manufacturing industries.....	00/82	ID6	131	242.416	259.067	263.243	261.170	266.074

See footnotes at end of table.

Table 3. Producer price indexes for Final Demand-Intermediate Demand groupings, seasonally adjusted — Continued

[November 2023, Index base Nov. 2009=100, unless otherwise indicated]

Grouping	Other index base	Commodity code		Seasonally adjusted index ¹				
		Group code	Item code	July 2023	Aug. 2023 ^P	Sept. 2023 ^P	Oct. 2023 ^P	Nov. 2023 ^P
Processed fuels and lubricants to nonmanufacturing industries.....	00/82	ID6	132	230.126	261.127	267.829	252.344	254.003
Containers for intermediate demand.....	00/82	ID6	14	308.955	307.316	306.180	305.650	304.651
Supplies for intermediate demand.....	00/82	ID6	15	250.903	251.050	251.383	251.125	250.637
Supplies to manufacturing industries.....	00/82	ID6	151	246.063	245.553	245.489	245.456	245.431
Supplies to nonmanufacturing industries.....	00/82	ID6	152	249.663	249.911	250.303	250.012	249.456
Supplies to nonmanufacturing industries, feeds.....	00/82	ID6	1521	238.239	240.005	240.345	236.348	235.594
Supplies to nonmanufacturing industries, other than feeds.....	00/82	ID6	1522	253.156	253.209	253.611	253.800	253.266
Unprocessed goods								
Unprocessed goods for intermediate demand.....	00/82	ID6	2	248.330	253.769	262.150	257.460	253.780
Unprocessed foodstuffs and feedstuffs.....	00/82	ID6	21	223.088	223.337	228.467	221.300	219.176
Unprocessed nonfood materials.....	00/82	ID6	22	255.869	264.859	275.246	272.569	267.914
Unprocessed nonfood materials except fuel.....	00/82	ID6	221	321.209	334.897	352.358	345.430	328.067
Unprocessed nonfood materials except fuel to manufacturing industries.....	00/82	ID6	2211	296.818	309.934	326.820	320.049	303.130
Unprocessed nonfood materials except fuel to nonmanufacturing industries.....	00/82	ID6	2212	348.813	352.826	354.388	355.421	356.838
Unprocessed fuel.....	00/82	ID6	222	120.103	119.784	116.300	121.789	141.382
Unprocessed fuel to manufacturing industries.....	00/82	ID6	2221	217.423	219.866	212.663	218.692	223.434
Unprocessed fuel to nonmanufacturing industries.....	00/82	ID6	2222	118.045	117.560	114.187	119.801	140.791
Services								
Services for intermediate demand.....		ID6	3	146.465	146.333	146.575	146.748	147.072
Trade services for intermediate demand ⁵		ID6	33	173.361	172.476	171.520	175.098	174.959
Trade services for manufacturing industries.....	12/12	ID6	331	158.037	156.877	155.449	159.124	158.808
Trade services for nonmanufacturing industries.....	12/12	ID6	332	154.604	154.152	153.830	156.627	156.683
Transportation and warehousing services for intermediate demand.....		ID6	32	155.329	154.420	155.210	156.305	155.989
Transportation of passengers for intermediate demand.....		ID6	321	138.929	136.333	132.224	135.469	134.708
Transportation of passengers for manufacturing industries.....		ID6	3211	139.135	136.483	132.295	135.607	134.830
Transportation of passengers for nonmanufacturing industries.....		ID6	3212	138.966	136.376	132.277	135.514	134.755
Transportation and warehousing of goods for intermediate demand.....		ID6	322	157.185	156.432	157.681	158.578	158.302
Transportation and warehousing of goods for manufacturing industries.....	12/12	ID6	3221	128.847	129.562	130.724	131.400	131.172
Transportation and warehousing of goods for nonmanufacturing industries.....	12/12	ID6	3222	140.927	139.865	140.945	141.767	141.520
Services less trade, transportation, and warehousing for intermediate demand.....		ID6	31	137.673	137.845	138.239	137.516	138.053
Services less trade, transportation, and warehousing for manufacturing industries.....		ID6	311	128.548	128.764	129.051	129.564	129.558
Services less trade, transportation, and warehousing for nonmanufacturing industries.....		ID6	312	137.966	138.136	138.533	137.768	138.324
Construction								
Construction for intermediate demand.....		ID6	4	145.736	145.804	145.826	146.167	146.361
Intermediate Demand by Commodity Type Special Groupings								
Processed materials less foods and feeds.....	00/82	ID6	9111	254.475	260.207	261.586	258.686	258.795
Processed foods and feeds.....	00/82	ID6	9112	242.345	244.280	245.977	245.319	243.828
Processed energy goods.....	00/82	ID6	9113	233.954	261.606	267.724	255.419	257.867
Processed materials less energy.....	00/82	ID6	9118	255.106	254.882	255.103	254.836	254.177
Processed materials less foods and energy.....	00/82	ID6	9115	256.260	255.757	255.786	255.570	255.022
Intermediate distributive services ⁶	04/10	ID6	9116	163.868	163.053	163.067	165.431	165.234
Processed goods plus intermediate distributive services.....	04/10	ID6	9117	144.764	146.679	147.242	146.812	146.743
Unprocessed materials less agricultural products.....	00/82	ID6	9211	258.810	269.139	281.928	279.671	274.998
Unprocessed energy materials ⁷	00/82	ID6	9212	194.324	205.546	219.494	216.217	209.248
Unprocessed materials less energy.....	00/82	ID6	9213	276.069	276.317	279.493	273.896	273.032
Unprocessed nonfood materials less energy ⁸	00/82	ID6	9216	433.864	434.103	431.108	430.546	433.637
Intermediate Demand by Production Flow								
Stage 4 Intermediate Demand								
Stage 4 intermediate demand.....		ID5	4	148.166	148.951	149.284	148.849	149.033
Inputs to stage 4 goods producers.....		ID5	41	145.871	145.772	145.498	145.753	145.790
Goods.....		ID5	411	139.302	139.175	138.996	138.637	138.571
Foods.....		ID5	4111	146.427	147.402	146.157	143.908	144.577
Energy.....		ID5	4112	142.016	148.898	155.745	162.359	162.918
Goods excluding foods and energy.....		ID5	4113	138.294	137.934	137.854	137.719	137.535
Services.....		ID5	412	167.736	167.732	167.137	169.441	169.820
Trade services.....		ID5	4123	179.657	179.696	178.468	181.466	181.998
Transportation and warehousing services.....		ID5	4122	134.661	134.771	135.258	136.868	136.746
Transportation of passengers.....		ID5	41221	139.159	136.506	132.314	135.629	134.851
Transportation and warehousing of goods.....		ID5	41222	142.697	143.356	144.792	146.174	146.172
Services less trade, transportation, and warehousing.....		ID5	4121	130.208	130.048	130.967	131.320	131.390
Inputs to stage 4 services producers.....		ID5	42	145.657	146.629	147.117	146.368	146.701

See footnotes at end of table.

Table 3. Producer price indexes for Final Demand-Intermediate Demand groupings, seasonally adjusted — Continued

[November 2023, Index base Nov. 2009=100, unless otherwise indicated]

Grouping	Other index base	Commodity code		Seasonally adjusted index ¹				
		Group code	Item code	July 2023	Aug. 2023 ^P	Sept. 2023 ^P	Oct. 2023 ^P	Nov. 2023 ^P
Goods.....		ID5	421	144.760	146.545	147.417	146.530	147.068
Foods.....		ID5	4211	146.564	147.385	149.267	149.176	147.280
Energy.....		ID5	4212	137.978	143.553	145.038	142.198	145.017
Goods excluding foods and energy.....		ID5	4213	147.316	147.170	147.364	147.381	147.334
Services.....		ID5	422	145.737	146.438	146.798	146.095	146.359
Trade services.....		ID5	4223	162.721	162.090	161.173	163.797	163.523
Transportation and warehousing services.....		ID5	4222	151.251	150.207	150.922	151.743	151.237
Transportation of passengers.....		ID5	42221	138.605	135.978	131.827	135.109	134.339
Transportation and warehousing of goods.....		ID5	42222	154.032	153.251	154.794	155.202	154.738
Services less trade, transportation, and warehousing.....		ID5	4221	142.304	143.324	143.780	142.569	142.969
Construction.....		ID5	423	145.736	145.804	145.826	146.167	146.361
Inputs to stage 4 construction producers.....		ID5	43	161.229	163.202	164.246	163.581	163.471
Goods.....		ID5	431	165.322	168.109	169.354	167.582	167.584
Energy.....		ID5	4312	142.809	169.546	177.094	156.741	153.761
Goods excluding foods and energy.....		ID5	4313	171.375	171.815	172.455	172.512	172.814
Services.....		ID5	432	150.684	150.631	151.174	153.260	152.873
Trade services.....		ID5	4323	169.363	168.863	168.993	172.960	172.215
Transportation and warehousing services.....		ID5	4322	144.596	145.302	147.186	148.408	147.773
Transportation of passengers.....		ID5	43221	145.052	142.292	137.931	141.379	140.570
Transportation and warehousing of goods.....		ID5	43222	145.353	146.147	148.190	149.365	148.731
Services less trade, transportation, and warehousing.....		ID5	4321	131.685	131.720	132.081	132.846	132.867
Stage 3 Intermediate Demand								
Stage 3 intermediate demand.....		ID5	3	144.801	146.452	147.274	146.468	146.296
Inputs to stage 3 goods producers.....		ID5	31	153.880	154.374	155.243	154.456	153.379
Goods.....		ID5	311	149.147	149.963	151.176	149.363	148.227
Foods.....		ID5	3111	161.054	164.671	168.914	164.091	160.222
Energy.....		ID5	3112	130.184	141.101	146.378	147.853	150.362
Goods excluding foods and energy.....		ID5	3113	149.351	148.402	148.115	147.326	147.134
Services.....		ID5	312	161.775	161.001	160.486	163.709	162.930
Trade services.....		ID5	3123	169.104	167.068	165.190	170.318	169.137
Transportation and warehousing services.....		ID5	3122	147.541	148.289	149.665	150.716	150.274
Transportation of passengers.....		ID5	31221	148.163	145.340	140.879	144.406	143.579
Transportation and warehousing of goods.....		ID5	31222	147.299	148.243	149.939	150.843	150.424
Services less trade, transportation, and warehousing.....		ID5	3121	134.388	134.749	134.951	135.755	135.722
Inputs to stage 3 services producers.....		ID5	32	136.946	139.432	140.205	139.374	139.852
Goods.....		ID5	321	118.394	134.013	137.254	131.560	131.373
Foods.....		ID5	3211	155.255	157.000	156.209	156.250	157.197
Energy.....		ID5	3212	113.693	139.349	144.598	135.191	134.888
Goods excluding foods and energy.....		ID5	3213	135.250	135.398	135.578	135.640	135.611
Services.....		ID5	322	141.629	140.687	140.818	141.252	141.909
Trade services.....		ID5	3223	198.791	197.722	197.347	200.199	200.585
Transportation and warehousing services.....		ID5	3222	162.724	160.747	161.669	162.869	162.780
Transportation of passengers.....		ID5	32221	104.496	104.566	104.363	104.360	104.385
Transportation and warehousing of goods.....		ID5	32222	163.226	161.240	162.166	163.373	163.283
Services less trade, transportation, and warehousing.....		ID5	3221	132.902	132.248	132.194	132.274	133.155
Construction.....		ID5	323	145.736	145.804	145.826	146.167	146.361
Inputs to stage 3 construction producers.....		ID5	33	140.293	141.087	142.272	142.280	142.351
Goods.....		ID5	331	134.375	134.361	134.638	133.617	133.787
Goods excluding foods and energy.....		ID5	3313	171.226	171.207	171.561	170.261	170.476
Services.....		ID5	332	165.945	167.809	170.235	171.451	171.414
Trade services.....		ID5	3323	170.684	172.714	175.406	176.681	176.643
Transportation and warehousing services.....		ID5	3322	113.763	114.704	115.245	115.884	116.266
Transportation and warehousing of goods.....		ID5	33222	120.081	121.075	121.646	122.320	122.723
Services less trade, transportation, and warehousing.....		ID5	3321	126.216	126.336	126.230	126.907	126.651
Stage 2 Intermediate Demand								
Stage 2 intermediate demand.....		ID5	2	134.632	135.494	136.937	136.722	136.096
Inputs to stage 2 goods producers.....		ID5	21	122.497	124.333	127.254	126.543	125.184
Goods.....		ID5	211	117.399	120.252	124.398	123.012	121.072
Foods.....		ID5	2111	161.558	159.527	162.040	157.866	159.905
Energy.....		ID5	2112	86.173	91.224	97.477	95.701	92.525
Goods excluding foods and energy.....		ID5	2113	142.280	142.012	142.201	142.401	141.985
Services.....		ID5	212	151.339	150.020	149.230	150.658	151.052
Trade services.....		ID5	2123	171.505	168.062	166.117	169.180	169.854
Transportation and warehousing services.....		ID5	2122	168.126	168.278	168.279	168.852	169.047
Transportation of passengers.....		ID5	21221	139.407	136.878	132.862	136.027	135.286
Transportation and warehousing of goods.....		ID5	21222	169.840	170.122	170.318	170.762	171.003
Services less trade, transportation, and warehousing.....		ID5	2121	136.852	136.300	135.925	136.514	136.840
Construction.....		ID5	213	145.736	145.804	145.826	146.167	146.361

See footnotes at end of table.

Table 3. Producer price indexes for Final Demand-Intermediate Demand groupings, seasonally adjusted — Continued

[November 2023, Index base Nov. 2009=100, unless otherwise indicated]

Grouping	Other index base	Commodity code		Seasonally adjusted index ¹				
		Group code	Item code	July 2023	Aug. 2023 ^P	Sept. 2023 ^P	Oct. 2023 ^P	Nov. 2023 ^P
Inputs to stage 2 services producers.....		ID5	22	144.976	144.605	144.172	144.578	144.880
Goods.....		ID5	221	143.600	144.801	145.272	144.784	144.358
Foods.....		ID5	2211	115.218	113.964	113.962	113.117	114.431
Energy.....		ID5	2212	143.090	165.390	168.745	155.769	157.643
Goods excluding foods and energy.....		ID5	2213	144.322	144.168	144.456	144.796	144.195
Services.....		ID5	222	144.707	144.134	143.581	144.097	144.489
Trade services.....		ID5	2223	182.108	184.564	182.637	192.080	190.554
Transportation and warehousing services.....		ID5	2222	146.719	139.978	140.449	142.311	142.246
Transportation of passengers.....		ID5	22221	139.568	136.928	132.754	136.053	135.279
Transportation and warehousing of goods.....		ID5	22222	148.613	141.092	142.418	144.019	144.084
Services less trade, transportation, and warehousing.....		ID5	2221	143.676	143.414	142.847	142.851	143.369
Construction.....		ID5	223	145.736	145.804	145.826	146.167	146.361
Stage 1 Intermediate Demand								
Stage 1 intermediate demand.....		ID5	1	144.042	146.115	146.553	146.016	146.188
Inputs to stage 1 goods producers.....		ID5	11	143.421	144.080	143.690	144.353	143.701
Goods.....		ID5	111	140.958	142.340	142.136	141.896	141.345
Foods.....		ID5	1111	150.439	150.076	146.001	143.689	142.165
Energy.....		ID5	1112	121.262	129.533	132.096	131.553	133.305
Goods excluding foods and energy.....		ID5	1113	147.708	147.762	147.545	147.724	146.768
Services.....		ID5	112	154.159	152.751	151.813	155.100	154.140
Trade services.....		ID5	1123	168.277	165.748	163.799	170.200	168.079
Transportation and warehousing services.....		ID5	1122	158.257	159.384	158.530	158.366	158.483
Transportation of passengers.....		ID5	11221	139.133	136.480	132.289	135.603	134.826
Transportation and warehousing of goods.....		ID5	11222	161.194	163.248	163.233	162.206	162.544
Services less trade, transportation, and warehousing.....		ID5	1121	110.675	110.497	110.926	110.389	110.840
Construction.....		ID5	113	145.736	145.804	145.826	146.167	146.361
Inputs to stage 1 services producers.....		ID5	12	143.519	146.170	146.939	145.640	146.275
Goods.....		ID5	121	141.728	148.567	149.800	147.150	147.900
Foods.....		ID5	1211	131.423	131.905	130.760	127.281	128.002
Energy.....		ID5	1212	142.520	164.456	167.865	158.665	160.945
Goods excluding foods and energy.....		ID5	1213	149.202	149.329	149.619	149.922	149.992
Services.....		ID5	122	143.611	144.489	145.059	144.333	144.917
Trade services.....		ID5	1223	175.103	174.999	174.480	177.289	177.909
Transportation and warehousing services.....		ID5	1222	144.039	143.647	143.127	144.663	144.093
Transportation of passengers.....		ID5	12221	139.050	136.398	132.210	135.522	134.745
Transportation and warehousing of goods.....		ID5	12222	162.067	162.823	164.180	164.945	164.423
Services less trade, transportation, and warehousing.....		ID5	1221	138.784	139.928	140.754	139.367	140.104
Construction.....		ID5	123	145.736	145.804	145.826	146.167	146.361
Inputs to stage 1 construction producers.....		ID5	13	159.612	163.129	164.390	164.011	164.345
Goods.....		ID5	131	160.758	165.105	166.078	164.930	165.551
Energy.....		ID5	1312	117.627	153.146	157.297	144.464	147.007
Goods excluding foods and energy.....		ID5	1313	168.587	169.241	169.846	170.090	170.489
Services.....		ID5	132	157.816	159.319	161.293	162.801	162.433
Trade services.....		ID5	1323	167.395	169.203	171.203	173.024	172.770
Transportation and warehousing services.....		ID5	1322	119.653	120.403	122.176	122.924	122.232
Transportation and warehousing of goods.....		ID5	13222	123.766	124.542	126.375	127.149	126.433
Services less trade, transportation, and warehousing.....		ID5	1321	138.398	138.262	139.645	139.369	139.714
Intermediate Demand by Production Flow Special Groupings								
Total goods inputs to stage 4 intermediate demand.....	04/10	ID5	9411	143.121	144.142	144.562	143.773	143.900
Total services inputs to stage 4 intermediate demand.....	04/10	ID5	9412	149.071	149.622	149.869	149.771	150.003
Total construction inputs to stage 4 intermediate demand.....	04/10	ID5	9413	144.528	144.597	144.618	144.956	145.148
Total foods inputs to stage 4 intermediate demand.....	04/10	ID5	9414	143.275	144.164	144.261	142.968	142.544
Total energy goods inputs to stage 4 intermediate demand.....	04/10	ID5	9415	127.441	135.686	138.101	133.234	134.905
Total goods less foods and energy inputs to stage 4 intermediate demand.....	04/10	ID5	9416	146.607	146.482	146.629	146.572	146.532
Total goods inputs to stage 3 intermediate demand.....	04/10	ID5	9311	134.219	138.588	140.224	137.565	136.732
Total services inputs to stage 3 intermediate demand.....	04/10	ID5	9312	144.092	143.211	143.257	144.149	144.562
Total construction inputs to stage 3 intermediate demand.....	04/10	ID5	9313	144.528	144.597	144.618	144.956	145.148
Total foods inputs to stage 3 intermediate demand.....	04/10	ID5	9314	143.303	146.508	150.246	145.990	142.584
Total energy goods inputs to stage 3 intermediate demand.....	04/10	ID5	9315	113.964	136.940	142.093	134.482	134.603
Total goods less foods and energy inputs to stage 3 intermediate demand.....	04/10	ID5	9316	141.267	140.542	140.348	139.713	139.561
Total goods inputs to stage 2 intermediate demand.....	04/10	ID5	9211	114.334	116.886	120.466	119.236	117.540
Total services inputs to stage 2 intermediate demand.....	04/10	ID5	9212	146.756	146.004	145.394	146.127	146.521
Total construction inputs to stage 2 intermediate demand.....	04/10	ID5	9213	144.528	144.597	144.618	144.956	145.148
Total foods inputs to stage 2 intermediate demand.....	04/10	ID5	9214	161.894	159.862	162.351	158.204	160.244
Total energy goods inputs to stage 2 intermediate demand.....	04/10	ID5	9215	85.008	90.145	96.236	94.372	91.318
Total goods less foods and energy inputs to stage 2 intermediate demand.....	04/10	ID5	9216	134.611	134.383	134.584	134.803	134.370
Total goods inputs to stage 1 intermediate demand.....	04/10	ID5	9111	128.440	131.735	132.158	131.092	131.164

See footnotes at end of table.

Table 3. Producer price indexes for Final Demand-Intermediate Demand groupings, seasonally adjusted — Continued

[November 2023, Index base Nov. 2009=100, unless otherwise indicated]

Grouping	Other index base	Commodity code		Seasonally adjusted index ¹				
		Group code	Item code	July 2023	Aug. 2023 ^p	Sept. 2023 ^p	Oct. 2023 ^p	Nov. 2023 ^p
Total services inputs to stage 1 intermediate demand.....	04/10	ID5	9112	145.600	146.122	146.522	146.633	146.887
Total construction inputs to stage 1 intermediate demand.....	04/10	ID5	9117	144.528	144.597	144.618	144.956	145.148
Total foods inputs to stage 1 intermediate demand.....	04/10	ID5	9114	141.036	140.714	136.951	134.749	133.368
Total energy goods inputs to stage 1 intermediate demand.....	04/10	ID5	9115	127.106	144.032	147.052	141.283	143.298
Total goods less foods and energy inputs to stage 1 intermediate demand.....	04/10	ID5	9116	126.398	126.564	126.654	126.845	126.546

¹ All indexes are subject to revision for 4 months after their originally scheduled publication to incorporate late reports and corrections by survey respondents. In addition, seasonally adjusted indexes are subject to change for up to 5 years due to the recalculation of seasonal factors published each January.

² PPI defines Total finished as including only the personal consumption and private capital investment portions of final demand.

³ Trade indexes measure changes in margins received by wholesalers and retailers.

⁴ The PPI definition of foods does not include food and beverages for immediate consumption. PPI defines food and beverages for immediate consumption as the service of preparing meals, snacks, and beverages to customer order for immediate on-premises and off-premises consumption.

⁵ Distributive services include transportation, warehousing, and trade of goods.

⁶ Includes intermediate trade, transportation, and warehousing services.

⁷ Includes crude petroleum.

⁸ Excludes crude petroleum.

p Preliminary

“-” Data not available.

Table 4. Producer price index percentage changes and weights for Final Demand-Intermediate Demand groupings, not seasonally adjusted
[November 2023]

Title	Commodity code		Relative Importance Dec. 2022 ¹	Unadjusted 12-month percent change ² Nov. 2022 to Nov. 2023 ^P	Unadjusted 1-month percent change ²				
	Group code	Item code			June to July	July to Aug. ^P	Aug. to Sept. ^P	Sept. to Oct. ^P	Oct. to Nov. ^P
Final Demand									
Final demand.....	FD	4	100.000	0.9	0.5	0.6	0.2	-0.3	-0.3
Final demand goods.....	FD	41	30.653	-1.5	0.2	1.4	0.2	-1.5	-0.4
Final demand foods.....	FD	411	5.940	-4.9	-0.4	-0.3	0.0	-0.6	0.6
Finished consumer goods ³	FD	4111	4.511	-4.3	-0.5	0.1	0.2	-0.3	0.4
Finished consumer foods, crude.....	FD	41113	0.606	-38.0	-1.7	-3.2	-5.0	-4.6	20.4
Finished consumer foods, processed.....	FD	41112	3.905	0.9	-0.4	0.4	0.7	0.1	-1.2
Government purchased foods.....	FD	4112	0.406	1.3	0.0	0.5	0.9	0.5	-0.5
Foods for export.....	FD	4113	1.023	-10.0	0.1	-2.8	-1.2	-2.2	1.8
Final demand energy.....	FD	412	5.853	-8.4	1.2	7.5	0.9	-7.0	-2.9
Finished consumer energy goods ³	FD	4121	4.451	-6.3	1.4	5.9	0.3	-7.9	-3.2
Government purchased energy.....	FD	4122	0.942	-14.4	0.2	13.5	3.0	-4.8	-1.3
Energy for export.....	FD	4123	0.460	-15.8	1.7	13.5	3.9	-1.0	-2.4
Final demand goods less foods and energy.....	FD	413	18.859	1.8	0.0	0.0	0.0	0.1	0.1
Finished goods less foods and energy ³	FD	4131	10.768	2.9	0.2	0.1	0.1	0.2	0.2
Finished consumer goods less foods and energy.....	FD	41311	5.731	2.7	0.1	0.1	0.1	0.2	0.2
Nondurable consumer goods less foods and energy.....	FD	413111	3.441	3.4	0.2	0.1	0.1	0.2	0.2
Durable consumer goods.....	FD	413112	2.290	1.6	0.1	0.1	0.1	0.2	0.3
Private capital equipment.....	FD	41312	5.037	3.1	0.3	0.1	0.1	0.3	0.2
Private capital equipment for manufacturing industries.....	FD	413121	1.222	3.9	0.3	0.1	0.0	0.1	0.2
Private capital equipment for nonmanufacturing industries.....	FD	413122	3.815	2.9	0.3	0.1	0.1	0.3	0.2
Government purchased goods, excluding foods and energy.....	FD	4132	1.967	0.7	-0.1	0.1	0.1	0.1	-0.1
Government purchased goods excluding foods, energy, and capital equipment.....	FD	41321	1.160	-0.1	-0.3	0.0	0.2	0.1	-0.3
Government purchased capital equipment.....	FD	41322	0.807	2.0	0.3	0.1	0.0	0.1	0.2
Goods for export, excluding foods and energy.....	FD	4133	6.124	0.3	-0.4	-0.1	0.0	-0.1	0.0
Final demand services.....	FD	42	66.677	2.1	0.7	0.2	0.2	0.2	-0.3
Final demand trade services ⁴	FD	423	19.700	0.3	1.6	0.2	0.2	0.1	-0.7
Trade of finished goods ³	FD	4231	17.049	-0.1	1.2	0.3	0.3	0.0	-0.8
Trade of personal consumption goods.....	FD	42311	13.855	0.1	0.6	0.3	0.2	0.3	-0.9
Trade of private capital equipment.....	FD	42312	3.194	-1.0	3.8	0.3	0.5	-1.4	-0.1
Trade of government purchased goods.....	FD	4232	0.750	3.2	4.2	-0.3	0.0	0.4	0.3
Trade of government purchased goods, excluding capital equipment.....	FD	42321	0.457	4.1	3.3	-0.7	-0.4	1.4	0.3
Trade of government purchased capital equipment.....	FD	42322	0.293	1.7	5.5	0.4	0.6	-1.2	0.4
Trade of exports.....	FD	4233	1.901	2.4	3.8	-0.3	-0.3	1.0	-0.1
Final demand transportation and warehousing services.....	FD	422	5.213	-4.0	-0.3	-0.7	-0.4	2.1	-0.9
Transportation of passengers for final demand.....	FD	4221	1.275	1.9	-0.3	-4.1	-5.1	6.7	-2.3
Transportation of private passengers.....	FD	42211	0.860	1.9	-0.3	-4.1	-5.1	6.7	-2.3
Transportation of government passengers.....	FD	42212	0.103	1.8	-0.3	-4.0	-5.0	6.7	-2.3
Transportation of passengers for export.....	FD	42213	0.312	1.9	-0.3	-4.1	-5.1	6.8	-2.3
Transportation and warehousing of goods for final demand.....	FD	4222	3.938	-5.9	-0.3	0.6	1.2	0.6	-0.5
Transportation and warehousing of finished goods ³	FD	42221	2.567	-6.5	-0.3	0.6	1.3	0.6	-0.5
Transportation and warehousing of personal consumption goods.....	FD	422211	2.063	-6.3	-0.3	0.6	1.3	0.6	-0.5
Transportation and warehousing of private capital equipment.....	FD	422212	0.504	-7.5	-0.6	0.6	1.4	0.7	-0.5
Transportation and warehousing of government purchased goods.....	FD	42222	0.233	-4.6	0.3	0.4	1.2	0.5	-0.4
Transportation and warehousing of exports.....	FD	42223	1.138	-4.8	-0.2	0.6	1.1	0.5	-0.5
Final demand services less trade, transportation, and warehousing.....	FD	421	41.763	3.7	0.4	0.3	0.2	0.1	0.0
Finished services less trade, transportation, and warehousing ³	FD	4211	36.505	3.6	0.5	0.2	0.2	0.2	0.0
Finished consumer services less trade, transportation, and warehousing.....	FD	42111	32.158	3.6	0.5	0.1	0.2	0.2	0.0
Private capital investment services less trade, transportation, and warehousing.....	FD	42112	4.347	3.6	0.4	0.9	0.2	0.1	-0.2
Government purchased services less trade, transportation, and warehousing.....	FD	4212	2.674	3.4	0.3	0.4	0.2	-0.3	0.0
Gov. purchased services less trade, transportation, and warehousing, excl. capital investment.....	FD	42121	2.515	3.5	0.4	0.4	0.2	-0.4	0.0
Government purchased capital investment services less trade, transportation, and warehousing.....	FD	42122	0.159	2.6	0.1	0.6	-0.2	0.4	-1.1
Services for export less trade, transportation, and warehousing.....	FD	4213	2.584	5.6	0.2	0.5	0.5	-0.8	-0.1
Final demand construction.....	FD	43	2.670	0.4	-1.2	0.1	0.1	-0.4	-0.2
Construction for private capital investment.....	FD	431	1.856	0.3	-1.3	0.1	0.1	-0.4	-0.2
Construction for government.....	FD	432	0.814	0.6	-1.0	0.1	0.0	-0.3	-0.1
Special Groupings of Final Demand									
Final demand less exports.....	FD	49101	86.458	1.0	0.5	0.6	0.2	-0.4	-0.4
Final demand less government.....	FD	49102	92.111	1.0	0.5	0.5	0.2	-0.3	-0.3

See footnotes at end of table.

Table 4. Producer price index percentage changes and weights for Final Demand-Intermediate Demand groupings, not seasonally adjusted — Continued
[November 2023]

Title	Commodity code		Relative Importance Dec. 2022 ¹	Unadjusted 12-month percent change ² Nov. 2022 to Nov. 2023 ^P	Unadjusted 1-month percent change ²				
	Group code	Item code			June to July	July to Aug. ^P	Aug. to Sept. ^P	Sept. to Oct. ^P	Oct. to Nov. ^P
Final demand less foods, food and nonalcoholic beverages for immediate consumption, and energy ⁵	FD	49103	87.791	1.9	0.5	0.1	0.1	0.2	-0.2
Final demand less foods and energy ⁵	FD	49104	88.207	2.0	0.5	0.1	0.1	0.2	-0.2
Final demand less foods and food and nonalcoholic beverages for immediate consumption ⁵	FD	49105	93.644	1.1	0.6	0.6	0.2	-0.3	-0.4
Final demand less foods ⁵	FD	49106	94.060	1.2	0.5	0.6	0.2	-0.3	-0.4
Final demand less energy.....	FD	49107	94.147	1.5	0.4	0.1	0.1	0.1	-0.2
Final demand less trade services.....	FD	49108	80.300	1.0	0.2	0.6	0.2	-0.4	-0.2
Final demand less distributive services ⁶	FD	49109	76.362	1.4	0.3	0.6	0.1	-0.5	-0.2
Final demand goods less energy.....	FD	49111	24.799	0.2	-0.1	-0.1	0.0	0.0	0.2
Final demand goods less foods.....	FD	49112	24.712	-0.7	0.3	1.8	0.3	-1.7	-0.6
Final demand services less trade services.....	FD	49113	46.976	2.8	0.4	0.2	0.1	0.3	-0.1
Final demand distributive services ⁶	FD	49114	23.638	-0.7	1.3	0.3	0.4	0.2	-0.6
Final demand goods plus final demand distributive services ⁶	FD	49115	54.290	-1.2	0.6	0.9	0.3	-0.8	-0.5
Final demand less foods, energy, and trade services ⁵	FD	49116	68.507	2.5	0.2	0.1	0.1	0.2	-0.1
Private and government purchased capital equipment.....	FD	49117	5.844	2.9	0.3	0.1	0.0	0.3	0.2
Private and government purchased capital investment services.....	FD	49118	8.497	1.1	1.7	0.6	0.4	-0.5	-0.2
Total private and government purchased capital investment.....	FD	49119	14.341	1.7	0.8	0.3	0.2	-0.2	-0.1
Total finished ³	FD	49201	78.567	1.2	0.5	0.5	0.2	-0.3	-0.4
Total finished less foods, food and nonalcoholic beverages for immediate consumption, and energy ^{3, 5}	FD	49202	69.193	2.1	0.5	0.2	0.2	0.2	-0.2
Total finished less foods and energy ^{3, 5}	FD	49203	69.605	2.1	0.5	0.2	0.2	0.2	-0.2
Total finished less foods and food and nonalcoholic beverages for immediate consumption ^{3, 5}	FD	49204	73.644	1.5	0.6	0.5	0.2	-0.3	-0.4
Total finished less foods ^{3, 5}	FD	49205	74.056	1.5	0.6	0.5	0.2	-0.3	-0.4
Total finished less energy ³	FD	49206	74.116	1.7	0.5	0.2	0.2	0.2	-0.2
Finished goods ³	FD	49207	19.730	-0.9	0.3	1.5	0.1	-1.9	-0.6
Finished goods less energy ³	FD	49208	15.279	0.7	0.0	0.1	0.1	0.1	0.3
Finished goods, excluding foods ^{3, 5}	FD	49209	15.219	0.1	0.6	1.9	0.1	-2.4	-0.8
Finished services ³	FD	49210	56.981	2.0	0.6	0.2	0.2	0.2	-0.3
Private capital investment services.....	FD	49211	8.045	1.1	1.6	0.6	0.4	-0.4	-0.2
Finished distributive services ^{3, 6}	FD	49212	19.616	-0.9	1.0	0.3	0.4	0.1	-0.7
Finished services less trade services ³	FD	49213	39.932	2.9	0.4	0.2	0.1	0.3	-0.1
Finished services less distributive services ^{3, 6}	FD	49214	37.365	3.6	0.4	0.1	0.1	0.3	-0.1
Total private capital investment (goods, services, and construction).....	FD	49215	14.938	1.7	0.8	0.4	0.2	-0.2	-0.1
Finished goods plus finished distributive services ^{3, 6}	FD	49216	39.346	-0.9	0.7	0.9	0.3	-0.9	-0.6
Total exports.....	FD	49301	13.542	-0.1	0.4	0.1	0.1	-0.1	-0.1
Goods for export.....	FD	49302	7.607	-2.0	-0.3	0.2	0.1	-0.4	0.0
Services for export.....	FD	49303	5.935	2.4	1.3	0.0	0.1	0.4	-0.3
Total government purchases.....	FD	49401	7.889	-0.4	0.4	1.6	0.4	-0.6	-0.2
Government purchased goods.....	FD	49402	3.315	-3.6	0.0	3.7	1.0	-1.3	-0.5
Government purchased services.....	FD	49403	3.760	2.8	1.1	0.1	0.1	0.0	0.0
Total government purchased capital investment (goods, services, construction).....	FD	49404	2.073	1.5	0.4	0.2	0.1	-0.2	0.0
Government purchases, defense.....	FD	49405	2.344	-0.3	0.9	2.0	0.8	-0.3	-0.3
Government purchases, non-defense.....	FD	49406	5.545	-0.5	0.2	1.4	0.3	-0.7	-0.2
Personal consumption.....	FD	49501	63.629	1.0	0.4	0.6	0.1	-0.4	-0.4
Personal consumption goods (finished consumer goods).....	FD	49502	14.693	-2.3	0.3	2.0	0.2	-2.7	-0.8
Personal consumption goods less energy.....	FD	49503	10.242	-0.4	-0.1	0.1	0.1	0.0	0.3
Personal consumption goods less foods.....	FD	49504	10.182	-1.4	0.7	2.7	0.2	-3.6	-1.3
Personal consumption nondurable goods less foods.....	FD	49508	7.892	-2.1	0.9	3.5	0.2	-4.6	-1.8
Personal consumption services.....	FD	49505	48.936	2.1	0.5	0.1	0.1	0.3	-0.3
Personal consumption less trade services.....	FD	49506	49.774	1.3	0.4	0.6	0.1	-0.5	-0.3
Personal consumption less distributive services ⁶	FD	49507	47.711	1.6	0.4	0.6	0.1	-0.6	-0.3
Personal consumption less foods and energy.....	FD	49510	54.667	2.2	0.4	0.1	0.1	0.3	-0.3
Personal consumption less foods, energy, and trade services ⁴	FD	49511	40.812	2.9	0.4	0.1	0.1	0.3	-0.1
Personal consumption less foods, energy, and distributive services ⁶	FD	49512	38.749	3.4	0.4	0.0	0.0	0.3	0.0
Personal consumption goods plus personal consumption distributive services ⁶	FD	49509	30.611	-1.5	0.4	1.1	0.3	-1.1	-0.8
Intermediate Demand by Commodity Type									
Processed goods									
Processed goods for intermediate demand.....	ID6	1	100.000	-4.1	-0.4	1.7	0.4	-1.4	-0.5
Materials and components for manufacturing.....	ID6	11	42.908	-3.1	-0.9	-0.2	-0.2	-0.2	-0.5
Materials for manufacturing.....	ID6	111	26.996	-5.9	-1.5	-0.4	-0.3	-0.3	-0.9
Materials for food manufacturing.....	ID6	1111	4.432	-5.1	0.0	1.1	0.6	-0.1	-1.0
Materials for nondurable manufacturing.....	ID6	1112	12.302	-7.7	-1.8	-0.3	0.4	0.7	-1.1
Materials for durable manufacturing.....	ID6	1113	10.262	-4.1	-1.9	-1.1	-1.3	-1.6	-0.6
Components for manufacturing.....	ID6	112	15.912	1.7	0.1	0.0	0.0	0.0	0.1

See footnotes at end of table.

Table 4. Producer price index percentage changes and weights for Final Demand-Intermediate Demand groupings, not seasonally adjusted — Continued
[November 2023]

Title	Commodity code		Relative Importance Dec. 2022 ¹	Unadjusted 12-month percent change ² Nov. 2022 to Nov. 2023 ^P	Unadjusted 1-month percent change ²				
	Group code	Item code			June to July	July to Aug. ^P	Aug. to Sept. ^P	Sept. to Oct. ^P	Oct. to Nov. ^P
Components for nondurable manufacturing.....	ID6	1121	0.793	-2.1	-0.5	-0.2	-0.4	0.0	0.0
Components for durable manufacturing.....	ID6	1122	15.119	1.9	0.1	0.0	0.1	0.1	0.1
Materials and components for construction.....	ID6	12	10.348	0.8	0.3	0.1	0.2	-0.2	0.1
Materials for construction.....	ID6	121	4.574	0.4	0.7	0.1	0.3	-0.6	-0.1
Components for construction.....	ID6	122	5.774	1.1	0.1	0.1	0.1	0.0	0.2
Processed fuels and lubricants for intermediate demand.....	ID6	13	19.830	-11.8	0.1	9.7	2.0	-5.7	-0.9
Processed fuels and lubricants to manufacturing industries.....	ID6	131	5.016	-8.6	0.0	6.0	1.8	-3.5	0.3
Processed fuels and lubricants to nonmanufacturing industries.....	ID6	132	14.814	-12.8	0.1	10.9	2.1	-6.3	-1.3
Containers for intermediate demand.....	ID6	14	3.107	-3.3	-0.4	-0.5	-0.4	-0.2	-0.3
Supplies for intermediate demand.....	ID6	15	23.807	-1.0	-0.1	0.0	0.0	-0.3	-0.2
Supplies to manufacturing industries.....	ID6	151	3.173	-1.0	-0.4	-0.2	0.0	0.0	0.0
Supplies to nonmanufacturing industries.....	ID6	152	20.634	-0.9	-0.1	0.0	0.0	-0.3	-0.3
Supplies to nonmanufacturing industries, feeds.....	ID6	1521	2.363	-8.5	0.9	-0.1	-0.7	-2.5	-0.1
Supplies to nonmanufacturing industries, other than feeds.....	ID6	1522	18.271	0.0	-0.2	0.0	0.0	0.0	-0.3
Unprocessed goods									
Unprocessed goods for intermediate demand.....	ID6	2	100.000	-13.1	1.0	0.7	1.7	-1.6	-0.9
Unprocessed foodstuffs and feedstuffs.....	ID6	21	36.058	-14.8	-3.0	-2.7	-1.6	-2.4	0.6
Unprocessed nonfood materials.....	ID6	22	63.942	-12.2	3.8	3.0	3.8	-1.2	-1.7
Unprocessed nonfood materials except fuel.....	ID6	221	45.514	-7.3	1.7	3.6	5.1	-2.2	-5.0
Unprocessed nonfood materials except fuel to manufacturing industries.....	ID6	2211	43.610	-8.0	1.8	3.8	5.3	-2.3	-5.3
Unprocessed nonfood materials except fuel to nonmanufacturing industries.....	ID6	2212	1.904	-8.4	-0.3	1.0	0.1	-0.1	0.1
Unprocessed fuel.....	ID6	222	18.428	-34.8	15.5	-0.3	-2.9	4.7	16.1
Unprocessed fuel to manufacturing industries.....	ID6	2221	0.982	-18.0	3.8	1.1	-3.3	2.8	2.2
Unprocessed fuel to nonmanufacturing industries.....	ID6	2222	17.446	-36.0	16.8	-0.4	-2.9	4.9	17.5
Services									
Services for intermediate demand.....	ID6	3	100.000	2.9	0.5	0.1	0.0	0.0	0.3
Trade services for intermediate demand ⁴	ID6	33	18.127	2.5	2.0	-0.7	-0.7	2.1	-0.1
Trade services for manufacturing industries.....	ID6	331	8.929	2.3	1.8	-0.8	-1.0	2.4	-0.2
Trade services for nonmanufacturing industries.....	ID6	332	9.198	2.7	2.3	-0.5	-0.5	1.8	0.0
Transportation and warehousing services for intermediate demand.....	ID6	32	14.516	-0.8	0.8	-0.9	0.2	0.9	-0.4
Transportation of passengers for intermediate demand.....	ID6	321	1.069	1.8	-0.3	-4.0	-5.0	6.7	-2.3
Transportation of passengers for manufacturing industries.....	ID6	3211	0.127	1.9	-0.3	-4.1	-5.1	6.8	-2.3
Transportation of passengers for nonmanufacturing industries.....	ID6	3212	0.942	1.8	-0.3	-4.0	-5.0	6.6	-2.3
Transportation and warehousing of goods for intermediate demand.....	ID6	322	13.447	-1.0	0.9	-0.6	0.6	0.5	-0.3
Transportation and warehousing of goods for manufacturing industries.....	ID6	3221	2.941	-4.1	0.4	0.6	0.9	0.5	-0.2
Transportation and warehousing of goods for nonmanufacturing industries.....	ID6	3222	10.506	-0.2	1.0	-0.9	0.5	0.4	-0.3
Services less trade, transportation, and warehousing for intermediate demand.....	ID6	31	67.357	4.0	0.1	0.5	0.2	-0.7	0.6
Services less trade, transportation, and warehousing for manufacturing industries.....	ID6	311	2.068	3.8	0.4	0.1	0.0	0.4	-0.2
Services less trade, transportation, and warehousing for nonmanufacturing industries.....	ID6	312	65.288	4.0	0.1	0.5	0.2	-0.8	0.6
Construction									
Construction for intermediate demand.....	ID6	4	100.000	3.6	0.1	0.0	0.0	0.2	0.1
Special Groupings of Intermediate Demand by Commodity Type									
Processed materials less foods and feeds.....	ID6	9111	90.968	-4.0	-0.4	1.8	0.4	-1.4	-0.4
Processed foods and feeds.....	ID6	9112	9.032	-5.0	0.1	0.7	0.3	-0.7	-0.8
Processed energy goods.....	ID6	9113	19.830	-11.8	0.1	9.7	2.0	-5.7	-0.9
Processed materials less energy.....	ID6	9118	80.170	-2.0	-0.5	-0.2	-0.1	-0.2	-0.3
Processed materials less foods and energy.....	ID6	9115	71.138	-1.6	-0.6	-0.3	-0.1	-0.2	-0.3
Intermediate distributive services ⁷	ID6	9116	31.574	0.9	1.6	-0.6	-0.2	1.4	-0.2
Processed goods plus intermediate distributive services.....	ID6	9117	-	-2.7	0.2	1.0	0.2	-0.5	-0.4
Unprocessed materials less agricultural products.....	ID6	9211	58.389	-9.9	5.6	3.8	4.7	-1.1	-1.9
Unprocessed energy materials ⁸	ID6	9212	43.623	-14.8	10.1	5.8	6.8	-1.5	-3.2
Unprocessed materials less energy.....	ID6	9213	56.377	-11.3	-3.7	-2.2	-1.4	-1.7	0.7
Unprocessed nonfood materials less energy ⁹	ID6	9216	20.319	-5.3	-4.9	-1.3	-1.1	-0.6	0.8
Intermediate Demand by Production Flow									
Stage 4 Intermediate Demand									
Stage 4 intermediate demand.....	ID5	4	100.000	1.5	0.3	0.5	0.0	-0.6	0.0
Inputs to stage 4 goods producers.....	ID5	41	30.237	-0.5	-0.1	-0.2	-0.3	0.2	0.0
Goods.....	ID5	411	22.423	-1.8	-0.6	-0.3	-0.3	-0.3	0.0

See footnotes at end of table.

Table 4. Producer price index percentage changes and weights for Final Demand-Intermediate Demand groupings, not seasonally adjusted — Continued
 [November 2023]

Title	Commodity code		Relative Importance Dec. 2022 ¹	Unadjusted 12-month percent change ² Nov. 2022 to Nov. 2023 ^P	Unadjusted 1-month percent change ²				
	Group code	Item code			June to July	July to Aug. ^P	Aug. to Sept. ^P	Sept. to Oct. ^P	Oct. to Nov. ^P
Foods.....	ID5	4111	3.300	-10.2	-2.7	-0.4	-1.5	-1.6	0.7
Energy.....	ID5	4112	0.220	-9.5	0.1	3.3	3.3	4.6	-0.3
Goods excluding foods and energy.....	ID5	4113	18.903	-0.2	-0.2	-0.3	-0.1	-0.1	-0.2
Services.....	ID5	412	7.814	3.2	1.1	-0.1	-0.5	1.4	0.2
Trade services.....	ID5	4123	5.817	3.5	1.4	0.0	-0.7	1.7	0.3
Transportation and warehousing services.....	ID5	4122	0.515	-2.3	-0.2	-0.3	0.1	1.8	-0.4
Transportation of passengers.....	ID5	41221	0.077	1.9	-0.3	-4.1	-5.1	6.8	-2.3
Transportation and warehousing of goods.....	ID5	41222	0.438	-3.0	-0.2	0.5	1.0	1.0	0.0
Services less trade, transportation, and warehousing.....	ID5	4121	1.482	4.0	0.2	-0.2	0.4	0.3	-0.1
Inputs to stage 4 services producers.....	ID5	42	54.970	3.0	0.5	0.8	0.2	-0.9	0.1
Goods.....	ID5	421	13.984	-0.2	0.1	1.0	0.4	-1.9	-0.5
Foods.....	ID5	4211	2.360	-3.4	-0.3	0.6	0.5	-0.5	-1.9
Energy.....	ID5	4212	4.133	-0.4	0.4	3.3	0.8	-5.8	-0.5
Goods excluding foods and energy.....	ID5	4213	7.491	0.8	0.0	-0.1	0.1	0.0	0.0
Services.....	ID5	422	40.934	4.2	0.7	0.7	0.1	-0.6	0.3
Trade services.....	ID5	4223	4.078	2.2	2.6	-0.4	-0.6	1.6	-0.2
Transportation and warehousing services.....	ID5	4222	3.742	1.8	1.1	-1.1	0.1	1.0	-0.6
Transportation of passengers.....	ID5	42221	0.490	1.9	-0.3	-4.1	-5.1	6.8	-2.3
Transportation and warehousing of goods.....	ID5	42222	3.252	1.8	1.3	-0.6	0.9	0.1	-0.4
Services less trade, transportation, and warehousing.....	ID5	4221	33.114	4.8	0.4	1.0	0.2	-1.0	0.5
Construction.....	ID5	423	0.052	3.6	0.1	0.0	0.0	0.2	0.1
Inputs to stage 4 construction producers.....	ID5	43	14.792	-0.1	0.3	0.8	0.2	-0.5	-0.3
Goods.....	ID5	431	10.801	-0.3	0.2	1.2	0.2	-1.2	-0.3
Energy.....	ID5	4312	0.855	-17.3	0.3	12.4	0.9	-10.6	-4.5
Goods excluding foods and energy.....	ID5	4313	9.946	1.5	0.2	0.2	0.2	-0.3	0.1
Services.....	ID5	432	3.991	0.5	0.4	-0.3	0.1	1.3	-0.3
Trade services.....	ID5	4323	1.692	1.2	0.9	-0.8	-0.4	2.2	-0.5
Transportation and warehousing services.....	ID5	4322	0.725	-6.7	-0.6	0.4	1.3	0.9	-0.5
Transportation of passengers.....	ID5	43221	0.015	1.9	-0.3	-4.1	-5.1	6.8	-2.3
Transportation and warehousing of goods.....	ID5	43222	0.710	-6.9	-0.6	0.5	1.4	0.8	-0.4
Services less trade, transportation, and warehousing.....	ID5	4321	1.574	3.3	0.2	0.0	0.1	0.6	0.0
Stage 3 Intermediate Demand									
Stage 3 intermediate demand.....	ID5	3	100.000	-3.7	-0.7	0.7	0.0	-0.5	0.0
Inputs to stage 3 goods producers.....	ID5	31	45.352	-6.9	-1.8	-0.5	-0.5	-0.2	-0.4
Goods.....	ID5	311	35.807	-8.5	-2.5	-0.5	-0.5	-0.8	-0.4
Foods.....	ID5	3111	11.906	-15.9	-4.5	-0.9	-1.2	-1.6	-0.8
Energy.....	ID5	3112	1.292	-18.4	-1.0	6.7	2.3	0.0	0.9
Goods excluding foods and energy.....	ID5	3113	22.609	-3.8	-1.5	-0.6	-0.3	-0.6	-0.3
Services.....	ID5	312	9.545	-0.9	0.4	-0.6	-0.4	2.1	-0.6
Trade services.....	ID5	3123	5.175	0.4	0.9	-1.3	-1.2	3.1	-0.8
Transportation and warehousing services.....	ID5	3122	3.002	-5.3	-0.3	0.4	0.8	0.9	-0.4
Transportation of passengers.....	ID5	31221	0.144	1.9	-0.3	-4.1	-5.1	6.8	-2.3
Transportation and warehousing of goods.....	ID5	31222	2.858	-5.6	-0.3	0.6	1.1	0.6	-0.3
Services less trade, transportation, and warehousing.....	ID5	3121	1.368	4.3	0.4	0.2	-0.1	0.7	-0.1
Inputs to stage 3 services producers.....	ID5	32	53.518	-1.2	0.3	1.7	0.4	-0.7	0.3
Goods.....	ID5	321	10.628	-12.9	-0.6	11.4	2.5	-3.7	-1.0
Foods.....	ID5	3211	0.090	-3.2	0.1	1.1	-0.5	0.0	0.6
Energy.....	ID5	3212	6.619	-19.1	-0.8	19.3	4.0	-5.8	-1.6
Goods excluding foods and energy.....	ID5	3213	3.919	-0.4	-0.2	0.1	0.1	0.1	0.0
Services.....	ID5	322	42.317	2.6	0.5	-0.5	-0.1	0.1	0.6
Trade services.....	ID5	3223	2.614	4.2	2.8	-0.6	-0.3	1.4	0.1
Transportation and warehousing services.....	ID5	3222	10.018	1.1	1.2	-1.4	0.1	0.6	-0.2
Transportation of passengers.....	ID5	32221	0.021	0.1	0.0	-0.2	-0.3	0.3	-0.1
Transportation and warehousing of goods.....	ID5	32222	9.997	1.1	1.2	-1.4	0.1	0.6	-0.2
Services less trade, transportation, and warehousing.....	ID5	3221	29.685	3.0	0.0	-0.1	-0.1	-0.2	1.0
Construction.....	ID5	323	0.573	3.6	0.1	0.0	0.0	0.2	0.1
Inputs to stage 3 construction producers.....	ID5	33	1.131	-0.7	1.1	0.0	0.3	-0.1	-0.1
Goods.....	ID5	331	0.566	-2.0	0.1	-0.1	0.0	-0.8	0.0
Goods excluding foods and energy.....	ID5	3313	0.566	-2.0	0.1	-0.1	0.0	-0.8	0.0
Services.....	ID5	332	0.565	0.9	2.1	0.1	0.5	0.5	-0.2
Trade services.....	ID5	3323	0.521	0.8	2.2	0.1	0.5	0.5	-0.2
Transportation and warehousing services.....	ID5	3322	0.015	0.6	0.6	0.8	0.5	0.6	0.3
Transportation and warehousing of goods.....	ID5	33222	0.015	0.6	0.6	0.8	0.5	0.6	0.3
Services less trade, transportation, and warehousing.....	ID5	3321	0.029	3.9	0.6	0.0	-0.1	0.5	-0.2
Stage 2 Intermediate Demand									

See footnotes at end of table.

Table 4. Producer price index percentage changes and weights for Final Demand-Intermediate Demand groupings, not seasonally adjusted — Continued
[November 2023]

Title	Commodity code		Relative Importance Dec. 2022 ¹	Unadjusted 12-month percent change ² Nov. 2022 to Nov. 2023 ^P	Unadjusted 1-month percent change ²				
	Group code	Item code			June to July	July to Aug. ^P	Aug. to Sept. ^P	Sept. to Oct. ^P	Oct. to Nov. ^P
Stage 2 intermediate demand.....	ID5	2	100.000	-2.4	1.7	0.8	0.9	-0.4	-0.2
Inputs to stage 2 goods producers.....	ID5	21	54.274	-6.9	3.6	1.3	2.1	-0.7	-1.0
Goods.....	ID5	211	40.812	-10.2	4.2	2.0	3.1	-1.3	-1.5
Foods.....	ID5	2111	4.355	-9.5	2.9	-3.7	-0.9	-3.6	2.7
Energy.....	ID5	2112	21.042	-15.3	10.7	5.8	6.9	-1.8	-3.3
Goods excluding foods and energy.....	ID5	2113	15.415	-3.7	-1.5	-0.5	-0.1	-0.1	-0.4
Services.....	ID5	212	13.197	2.7	2.0	-0.6	-0.6	0.8	0.4
Trade services.....	ID5	2123	5.150	2.2	3.6	-2.0	-1.1	1.9	0.3
Transportation and warehousing services.....	ID5	2122	4.488	0.8	2.0	0.0	-0.1	0.4	0.0
Transportation of passengers.....	ID5	21221	0.168	1.8	-0.3	-3.9	-4.9	6.5	-2.2
Transportation and warehousing of goods.....	ID5	21222	4.320	0.7	2.1	0.2	0.1	0.2	0.1
Services less trade, transportation, and warehousing.....	ID5	2121	3.559	5.8	-0.1	0.6	-0.4	-0.3	1.0
Construction.....	ID5	213	0.265	3.6	0.1	0.0	0.0	0.2	0.1
Inputs to stage 2 services producers.....	ID5	22	45.725	2.8	-0.2	0.3	-0.4	0.0	0.6
Goods.....	ID5	221	5.072	-2.2	-0.2	0.5	0.1	-0.3	-0.4
Foods.....	ID5	2211	0.055	-13.6	-1.2	-1.8	-0.4	-1.3	1.4
Energy.....	ID5	2212	0.357	-17.5	-0.2	12.8	1.5	-6.1	-0.4
Goods excluding foods and energy.....	ID5	2213	4.660	-0.8	-0.2	-0.3	0.0	0.1	-0.4
Services.....	ID5	222	39.767	3.5	-0.2	0.2	-0.5	0.0	0.7
Trade services.....	ID5	2223	2.238	3.7	-0.4	1.4	-1.2	5.3	-0.9
Transportation and warehousing services.....	ID5	2222	2.862	-6.8	-0.1	-4.9	-0.3	2.0	-0.4
Transportation of passengers.....	ID5	22221	0.390	1.9	-0.3	-4.1	-5.1	6.7	-2.3
Transportation and warehousing of goods.....	ID5	22222	2.472	-8.2	0.0	-5.1	0.6	1.2	-0.1
Services less trade, transportation, and warehousing.....	ID5	2221	34.667	4.2	-0.2	0.5	-0.5	-0.4	0.9
Construction.....	ID5	223	0.886	3.6	0.1	0.0	0.0	0.2	0.1
Stage 1 Intermediate Demand									
Stage 1 intermediate demand.....	ID5	1	100.000	-1.5	-0.1	1.0	0.1	-0.4	-0.2
Inputs to stage 1 goods producers.....	ID5	11	33.533	-4.8	-0.8	0.0	-0.5	0.3	-0.6
Goods.....	ID5	111	24.780	-6.8	-1.6	0.4	-0.5	-0.4	-0.6
Foods.....	ID5	1111	3.351	-18.6	-4.6	-2.1	-3.7	-1.4	-0.3
Energy.....	ID5	1112	3.963	-10.2	0.3	6.1	2.0	-0.7	0.2
Goods excluding foods and energy.....	ID5	1113	17.466	-3.8	-1.4	-0.3	-0.4	-0.1	-0.8
Services.....	ID5	112	8.752	1.0	1.5	-1.1	-0.8	2.2	-0.7
Trade services.....	ID5	1123	5.298	0.2	2.0	-1.7	-1.4	3.8	-1.3
Transportation and warehousing services.....	ID5	1122	0.599	0.2	1.8	0.3	-0.9	0.6	-0.3
Transportation of passengers.....	ID5	11221	0.103	1.9	-0.3	-4.1	-5.1	6.8	-2.3
Transportation and warehousing of goods.....	ID5	11222	0.496	0.0	2.2	1.3	0.0	-0.6	0.2
Services less trade, transportation, and warehousing.....	ID5	1121	2.855	2.8	0.4	-0.2	0.3	-0.4	0.3
Construction.....	ID5	113	0.001	3.6	0.1	0.0	0.0	0.2	0.1
Inputs to stage 1 services producers.....	ID5	12	53.646	0.7	0.3	1.5	0.3	-0.8	0.0
Goods.....	ID5	121	16.434	-4.7	-0.5	4.0	0.9	-2.0	-0.1
Foods.....	ID5	1211	0.115	-39.5	-0.1	0.4	-0.9	-2.7	0.6
Energy.....	ID5	1212	5.528	-14.8	-1.4	12.6	2.3	-6.1	-0.5
Goods excluding foods and energy.....	ID5	1213	10.791	1.9	0.0	0.1	0.2	0.2	0.0
Services.....	ID5	122	37.209	3.5	0.6	0.4	0.0	-0.3	0.1
Trade services.....	ID5	1223	3.617	4.0	1.6	-0.1	-0.5	1.6	0.2
Transportation and warehousing services.....	ID5	1222	4.373	1.2	0.7	-1.1	-1.1	2.2	-1.0
Transportation of passengers.....	ID5	12221	1.342	1.9	-0.3	-4.1	-5.1	6.8	-2.3
Transportation and warehousing of goods.....	ID5	12222	3.031	0.9	1.1	0.2	0.6	0.2	-0.4
Services less trade, transportation, and warehousing.....	ID5	1221	29.219	3.8	0.5	0.7	0.3	-0.8	0.2
Construction.....	ID5	123	0.003	3.6	0.1	0.0	0.0	0.2	0.1
Inputs to stage 1 construction producers.....	ID5	13	12.821	-1.8	0.1	1.7	0.6	-0.3	0.0
Goods.....	ID5	131	9.208	-2.2	-0.3	2.3	0.6	-0.7	0.1
Energy.....	ID5	1312	0.934	-26.8	-4.7	25.5	4.1	-5.7	0.5
Goods excluding foods and energy.....	ID5	1313	8.274	1.6	0.1	0.3	0.2	-0.1	0.1
Services.....	ID5	132	3.613	-1.0	1.2	0.2	0.6	0.8	-0.5
Trade services.....	ID5	1323	2.667	1.5	1.7	0.1	0.3	0.9	-0.5
Transportation and warehousing services.....	ID5	1322	0.854	-8.3	-0.6	0.6	1.5	0.6	-0.6
Transportation and warehousing of goods.....	ID5	13222	0.854	-8.3	-0.6	0.6	1.5	0.6	-0.6
Services less trade, transportation, and warehousing.....	ID5	1321	0.092	4.3	0.5	-0.1	0.9	-0.1	0.0
Special Groupings of Intermediate Demand by Production Flow									
Total goods inputs to stage 4 intermediate demand.....	ID5	9411	47.208	-0.9	-0.2	0.5	0.0	-1.0	-0.2
Total services inputs to stage 4 intermediate demand.....	ID5	9412	52.739	3.7	0.7	0.5	0.0	-0.2	0.2
Total construction inputs to stage 4 intermediate demand.....	ID5	9413	0.052	3.6	0.1	0.0	0.0	0.2	0.1
Total foods inputs to stage 4 intermediate demand.....	ID5	9414	5.660	-7.3	-1.7	0.1	-0.7	-1.1	-0.4

See footnotes at end of table.

Table 4. Producer price index percentage changes and weights for Final Demand-Intermediate Demand groupings, not seasonally adjusted — Continued
[November 2023]

Title	Commodity code		Relative Importance Dec. 2022 ¹	Unadjusted 12-month percent change ² Nov. 2022 to Nov. 2023 ^p	Unadjusted 1-month percent change ²				
	Group code	Item code			June to July	July to Aug. ^p	Aug. to Sept. ^p	Sept. to Oct. ^p	Oct. to Nov. ^p
Total energy goods inputs to stage 4 intermediate demand.....	ID5	9415	5.208	-4.0	0.4	4.8	0.9	-6.3	-1.2
Total goods less foods and energy inputs to stage 4 intermediate demand.	ID5	9416	36.340	0.5	0.0	-0.1	0.0	-0.2	-0.1
Total goods inputs to stage 3 intermediate demand.....	ID5	9311	47.001	-9.5	-2.0	2.1	0.2	-1.5	-0.5
Total services inputs to stage 3 intermediate demand.....	ID5	9312	52.427	1.9	0.5	-0.5	-0.1	0.4	0.4
Total construction inputs to stage 3 intermediate demand.....	ID5	9313	0.573	3.6	0.1	0.0	0.0	0.2	0.1
Total foods inputs to stage 3 intermediate demand.....	ID5	9314	11.996	-15.8	-4.5	-0.9	-1.2	-1.6	-0.8
Total energy goods inputs to stage 3 intermediate demand.....	ID5	9315	7.911	-19.0	-0.8	17.2	3.7	-4.9	-1.2
Total goods less foods and energy inputs to stage 3 intermediate demand.	ID5	9316	27.094	-3.3	-1.3	-0.5	-0.3	-0.5	-0.3
Total goods inputs to stage 2 intermediate demand.....	ID5	9211	45.884	-9.3	3.6	1.8	2.7	-1.2	-1.4
Total services inputs to stage 2 intermediate demand.....	ID5	9212	52.964	3.3	0.3	0.0	-0.5	0.2	0.6
Total construction inputs to stage 2 intermediate demand.....	ID5	9213	1.151	3.6	0.1	0.0	0.0	0.2	0.1
Total foods inputs to stage 2 intermediate demand.....	ID5	9214	4.410	-9.6	2.9	-3.7	-0.9	-3.5	2.7
Total energy goods inputs to stage 2 intermediate demand.....	ID5	9215	21.399	-15.3	10.5	6.0	6.8	-1.9	-3.3
Total goods less foods and energy inputs to stage 2 intermediate demand.	ID5	9216	20.075	-3.0	-1.2	-0.4	-0.1	0.0	-0.4
Total goods inputs to stage 1 intermediate demand.....	ID5	9111	50.422	-5.3	-1.0	2.0	0.2	-1.0	-0.3
Total services inputs to stage 1 intermediate demand.....	ID5	9112	49.574	2.6	0.8	0.1	-0.1	0.2	-0.1
Total construction inputs to stage 1 intermediate demand.....	ID5	9117	0.004	3.6	0.1	0.0	0.0	0.2	0.1
Total foods inputs to stage 1 intermediate demand.....	ID5	9114	3.466	-19.3	-4.6	-2.0	-3.6	-1.5	-0.2
Total energy goods inputs to stage 1 intermediate demand.....	ID5	9115	10.425	-14.7	-1.0	11.2	2.3	-4.1	-0.1
Total goods less foods and energy inputs to stage 1 intermediate demand.	ID5	9116	36.531	-0.9	-0.7	0.0	-0.1	0.0	-0.3

¹ Comprehensive relative importance figures are initially computed after the publication of December indexes and are recalculated after final December indexes are available. Individual items and subtotals may not add exactly to totals because of rounding differences.

² All indexes are subject to revision for 4 months after their originally scheduled publication to incorporate late reports and corrections by survey respondents. In addition, seasonally adjusted indexes are subject to change for up to 5 years due to the recalculation of seasonal factors published each January.

³ PPI defines Total finished as including only the personal consumption and private capital investment portions of final demand.

⁴ Trade indexes measure changes in margins received by wholesalers and retailers.

⁵ The PPI definition of foods does not include food and beverages for immediate consumption. PPI defines food and beverages for immediate consumption as the service of preparing meals, snacks, and beverages to customer order for immediate on-premises and off-premises consumption.

⁶ Distributive services include transportation, warehousing, and trade of goods.

⁷ Includes intermediate trade, transportation, and warehousing services.

⁸ Includes crude petroleum.

⁹ Excludes crude petroleum.

p Preliminary

"/" Data not available.

Table 5. Producer price indexes for Final Demand-Intermediate Demand groupings, not seasonally adjusted
 [November 2023, Index base Nov. 2009=100, unless otherwise indicated]

Title	Other index base	Commodity code		Unadjusted index ¹				
		Group code	Item code	July 2023	Aug. 2023 ^p	Sept. 2023 ^p	Oct. 2023 ^p	Nov. 2023 ^p
Final Demand								
Final demand.....		FD	4	141.871	142.653	142.905	142.459	142.001
Final demand goods.....		FD	41	142.594	144.626	144.940	142.788	142.209
Final demand foods.....		FD	411	150.112	149.611	149.642	148.813	149.676
Finished consumer foods ²	00/82	FD	4111	264.197	264.571	265.101	264.314	265.422
Finished consumer foods, crude.....	00/82	FD	41113	250.957	242.953	230.715	220.207	265.193
Finished consumer foods, processed.....	00/82	FD	41112	264.313	265.483	267.228	267.371	264.292
Government purchased foods.....		FD	4112	153.600	154.327	155.665	156.368	155.662
Foods for export.....		FD	4113	153.046	148.777	147.034	143.808	146.414
Final demand energy.....		FD	412	142.541	153.232	154.620	143.828	139.727
Finished consumer energy goods ²	00/82	FD	4121	227.150	240.659	241.271	222.102	214.971
Government purchased energy.....		FD	4122	143.888	163.339	168.167	160.124	158.046
Energy for export.....		FD	4123	124.312	141.069	146.590	145.085	141.636
Final demand goods less foods and energy.....		FD	413	140.622	140.658	140.717	140.893	141.011
Finished goods less foods and energy ²	00/82	FD	4131	247.537	247.778	247.937	248.543	249.009
Finished consumer goods less foods and energy.....	00/82	FD	41311	274.974	275.279	275.478	276.054	276.641
Nondurable consumer goods less foods and energy.....	00/82	FD	413111	356.873	357.295	357.491	358.210	358.791
Durable consumer goods.....	00/82	FD	413112	191.007	191.198	191.387	191.812	192.368
Private capital equipment.....	00/82	FD	41312	212.624	212.799	212.915	213.521	213.861
Private capital equipment for manufacturing industries.....	00/82	FD	413121	228.381	228.709	228.799	229.099	229.467
Private capital equipment for nonmanufacturing industries.....	00/82	FD	413122	207.912	208.041	208.165	208.861	209.193
Government purchased goods, excluding foods and energy.....		FD	4132	136.215	136.294	136.422	136.565	136.441
Government purchased goods excluding foods, energy, and capital equipment.....		FD	41321	145.188	145.238	145.466	145.644	145.241
Government purchased capital equipment.....		FD	41322	122.947	123.058	123.065	123.163	123.377
Goods for export, excluding foods and energy.....		FD	4133	136.844	136.690	136.669	136.558	136.494
Final demand services.....		FD	42	140.387	140.628	140.856	141.182	140.774
Final demand trade services ³		FD	423	152.799	153.095	153.444	153.605	152.605
Trade of finished goods ²		FD	4231	151.003	151.415	151.861	151.845	150.688
Trade of personal consumption goods.....		FD	42311	150.362	150.779	151.136	151.602	150.224
Trade of private capital equipment.....		FD	42312	152.128	152.516	153.350	151.197	151.032
Trade of government purchased goods.....		FD	4232	165.552	165.081	165.091	165.733	166.264
Trade of government purchased goods, excluding capital equipment.....		FD	42321	170.721	169.520	168.866	171.238	171.712
Trade of government purchased capital equipment.....		FD	42322	156.241	156.866	157.868	155.919	156.529
Trade of exports.....		FD	4233	164.845	164.332	163.884	165.550	165.449
Final demand transportation and warehousing services.....		FD	422	149.717	148.730	148.153	151.247	149.827
Transportation of passengers for final demand.....		FD	4221	141.312	135.556	128.667	137.330	134.187
Transportation of private passengers.....		FD	42211	141.302	135.557	128.682	137.328	134.192
Transportation of government passengers.....		FD	42212	141.029	135.336	128.524	137.091	133.983
Transportation of passengers for export.....		FD	42213	141.365	135.558	128.609	137.348	134.178
Transportation and warehousing of goods for final demand.....		FD	4222	152.173	153.053	154.944	155.846	155.107
Transportation and warehousing of finished goods ²		FD	42221	150.173	151.042	153.008	153.949	153.217
Transportation and warehousing of personal consumption goods.....		FD	422211	150.739	151.601	153.535	154.458	153.726
Transportation and warehousing of private capital equipment.....		FD	422212	147.881	148.778	150.871	151.885	151.154
Transportation and warehousing of government purchased goods.....		FD	42222	151.435	152.054	153.821	154.553	153.957
Transportation and warehousing of exports.....		FD	42223	158.078	159.046	160.802	161.657	160.865
Final demand services less trade, transportation, and warehousing.....		FD	421	133.792	134.138	134.400	134.504	134.441
Finished services less trade, transportation, and warehousing ²		FD	4211	134.058	134.367	134.600	134.834	134.773
Finished consumer services less trade, transportation, and warehousing.....		FD	42111	133.393	133.586	133.818	134.060	134.026
Private capital investment services less trade, transportation, and warehousing.....		FD	42112	140.367	141.594	141.829	142.007	141.734
Government purchased services less trade, transportation, and warehousing.....		FD	4212	124.736	125.220	125.421	124.990	124.952
Gov. purchased services less trade, transportation, and warehousing, excl. capital investment.....		FD	42121	125.351	125.821	126.056	125.568	125.610
Government purchased capital investment services less trade, transportation, and warehousing.....		FD	42122	109.936	110.590	110.314	110.714	109.539
Services for export less trade, transportation, and warehousing.....		FD	4213	141.143	141.860	142.616	141.448	141.320
Final demand construction.....		FD	43	174.615	174.791	174.903	174.211	173.906
Construction for private capital investment.....		FD	431	178.756	178.963	179.097	178.326	177.922
Construction for government.....		FD	432	166.901	167.011	167.078	166.549	166.454
Final Demand Special Groupings								
Final demand less exports.....	04/10	FD	49101	139.563	140.421	140.690	140.195	139.696
Final demand less government.....	04/10	FD	49102	139.993	140.645	140.860	140.450	139.987
Final demand less foods, food and nonalcoholic beverages for immediate consumption, and energy ¹	04/10	FD	49103	139.864	140.013	140.166	140.464	140.170
Final demand less foods and energy ⁴	04/10	FD	49104	139.605	139.798	139.985	140.251	139.961
Final demand less foods and food and nonalcoholic beverages for immediate consumption ⁴	04/10	FD	49105	139.606	140.446	140.680	140.249	139.706

See footnotes at end of table.

Table 5. Producer price indexes for Final Demand-Intermediate Demand groupings, not seasonally adjusted — Continued

[November 2023, Index base Nov. 2009=100, unless otherwise indicated]

Title	Other index base	Commodity code		Unadjusted index ¹				
		Group code	Item code	July 2023	Aug. 2023 ^P	Sept. 2023 ^P	Oct. 2023 ^P	Nov. 2023 ^P
Final demand less foods ⁴	04/10	FD	49106	139.308	140.150	140.410	139.991	139.467
Final demand less energy.....	04/10	FD	49107	139.948	140.102	140.280	140.484	140.259
Final demand less trade services.....	01/10	FD	49108	137.710	138.589	138.816	138.243	137.910
Final demand less distributive services ⁵	01/10	FD	49109	137.254	138.134	138.291	137.654	137.337
Final demand goods less energy.....	01/10	FD	49111	141.191	141.111	141.163	141.120	141.398
Final demand goods less foods.....	04/10	FD	49112	137.937	140.453	140.819	138.438	137.572
Final demand services less trade services.....	04/10	FD	49113	134.111	134.329	134.510	134.893	134.703
Final demand distributive services ⁵	04/10	FD	49114	149.617	149.997	150.576	150.848	149.908
Final demand goods plus final demand distributive services ⁵	04/10	FD	49115	143.442	144.760	145.180	144.063	143.343
Final demand less foods, energy, and trade services ⁴	08/13	FD	49116	128.361	128.519	128.656	128.932	128.828
Private and government purchased capital equipment.....	08/13	FD	49117	128.131	128.237	128.299	128.628	128.835
Private and government purchased capital investment services.....	08/13	FD	49118	134.318	135.134	135.651	135.035	134.799
Total private and government purchased capital investment.....	08/13	FD	49119	134.652	135.119	135.412	135.141	135.063
Total finished ²	01/10	FD	49201	140.653	141.385	141.620	141.150	140.629
Total finished less foods, food and nonalcoholic beverages for immediate consumption, and energy ^{2, 4}	12/10	FD	49202	139.348	139.585	139.804	140.106	139.780
Total finished less foods and energy ^{2, 4}	01/10	FD	49203	140.187	140.431	140.652	140.954	140.631
Total finished less foods and food and nonalcoholic beverages for immediate consumption ^{2, 4}	12/10	FD	49204	138.847	139.597	139.825	139.356	138.772
Total finished less foods ^{2, 4}	01/10	FD	49205	140.238	140.999	141.230	140.759	140.176
Total finished less energy ²	01/10	FD	49206	140.640	140.882	141.108	141.369	141.097
Finished goods ²	00/82	FD	49207	255.145	258.982	259.346	254.381	252.961
Finished goods less energy ²	00/82	FD	49208	251.160	251.436	251.694	251.922	252.560
Finished goods, excluding foods ^{2, 4}	00/82	FD	49209	252.102	256.841	257.160	251.108	249.027
Finished services ²	01/10	FD	49210	138.734	138.999	139.246	139.566	139.136
Private capital investment services.....	04/10	FD	49211	144.460	145.349	145.910	145.264	145.008
Finished distributive services ^{2, 5}	04/10	FD	49212	147.793	148.252	148.871	148.970	147.888
Finished services less trade services ²	04/10	FD	49213	133.967	134.177	134.350	134.794	134.635
Finished services less distributive services ^{2, 5}	04/10	FD	49214	133.341	133.515	133.590	134.008	133.879
Total private capital investment (goods, services, and construction).....	04/10	FD	49215	142.733	143.264	143.601	143.322	143.224
Finished goods plus finished distributive services ²	04/10	FD	49216	144.905	146.235	146.638	145.252	144.320
Total exports.....	04/10	FD	49301	139.741	139.941	140.048	139.976	139.838
Goods for export.....	00/82	FD	49302	231.450	232.019	232.181	231.251	231.340
Services for export.....	04/10	FD	49303	150.921	150.944	151.073	151.650	151.243
Total government purchases.....	04/10	FD	49401	135.813	137.931	138.550	137.775	137.467
Government purchased goods.....	00/82	FD	49402	227.678	236.006	238.400	235.322	234.198
Government purchased services.....	04/10	FD	49403	133.482	133.662	133.730	133.759	133.704
Total government purchased capital investment (goods, services, construction).....	08/13	FD	49404	132.078	132.293	132.409	132.094	132.116
Government purchases, defense.....	05/15	FD	49405	122.144	124.548	125.489	125.144	124.815
Government purchases, non-defense.....	05/15	FD	49406	130.569	132.388	132.815	131.900	131.630
Personal consumption.....	01/10	FD	49501	140.095	140.872	141.083	140.571	139.954
Personal consumption goods (finished consumer goods).....	00/82	FD	49502	273.176	278.614	279.086	271.682	269.492
Personal consumption goods less energy.....	00/82	FD	49503	270.861	271.196	271.541	271.522	272.338
Personal consumption goods less foods.....	00/82	FD	49504	275.075	282.631	283.075	272.906	269.327
Personal consumption nondurable goods less foods.....	00/82	FD	49508	311.857	322.703	323.260	308.357	302.928
Personal consumption services.....	04/10	FD	49505	137.330	137.498	137.695	138.163	137.708
Personal consumption less trade services.....	04/10	FD	49506	136.945	137.809	137.982	137.229	136.804
Personal consumption less distributive services ⁵	04/10	FD	49507	136.679	137.544	137.655	136.842	136.427
Personal consumption less foods and energy.....	04/14	FD	49510	128.686	128.842	129.017	129.438	129.085
Personal consumption less foods, energy, and trade services ³	04/14	FD	49511	125.644	125.730	125.859	126.277	126.201
Personal consumption less foods, energy, and distributive services ⁵	04/14	FD	49512	125.618	125.674	125.732	126.133	126.083
Personal consumption goods plus personal consumption distributive services ⁵	08/13	FD	49509	133.245	134.750	135.111	133.590	132.479
Intermediate Demand by Commodity Type								
Processed goods								
Processed goods for intermediate demand.....	00/82	ID6	1	255.530	259.941	260.867	257.315	256.124
Materials and components for manufacturing.....	00/82	ID6	11	233.066	232.494	232.137	231.686	230.487
Materials for manufacturing.....		ID6	111	144.660	144.083	143.692	143.197	141.936
Materials for food manufacturing.....	00/82	ID6	1111	245.953	248.743	250.218	250.070	247.593
Materials for nondurable manufacturing.....	00/82	ID6	1112	261.493	260.599	261.514	263.218	260.408
Materials for durable manufacturing.....	00/82	ID6	1113	284.937	281.857	278.135	273.716	272.024
Components for manufacturing.....	00/82	ID6	112	187.852	187.859	187.928	188.020	188.147
Components for nondurable manufacturing.....		ID6	1121	145.940	145.718	145.101	145.064	145.092
Components for durable manufacturing.....		ID6	1122	132.585	132.601	132.680	132.750	132.843
Materials and components for construction.....	00/82	ID6	12	351.340	351.684	352.298	351.435	351.697
Materials for construction.....		ID6	121	167.438	167.667	168.210	167.231	167.136
Components for construction.....		ID6	122	178.312	178.431	178.530	178.572	178.890
Processed fuels and lubricants for intermediate demand.....	00/82	ID6	13	242.052	265.441	270.862	255.515	253.137
Processed fuels and lubricants to manufacturing industries.....	00/82	ID6	131	251.086	266.086	270.805	261.224	261.973

See footnotes at end of table.

Table 5. Producer price indexes for Final Demand-Intermediate Demand groupings, not seasonally adjusted — Continued
 [November 2023, Index base Nov. 2009=100, unless otherwise indicated]

Title	Other index base	Commodity code		Unadjusted index ¹				
		Group code	Item code	July 2023	Aug. 2023 ^p	Sept. 2023 ^p	Oct. 2023 ^p	Nov. 2023 ^p
Processed fuels and lubricants to nonmanufacturing industries.....	00/82	ID6	132	239.478	265.550	271.201	254.014	250.647
Containers for intermediate demand.....	00/82	ID6	14	308.865	307.194	306.091	305.531	304.645
Supplies for intermediate demand.....	00/82	ID6	15	251.229	251.105	251.022	250.382	249.800
Supplies to manufacturing industries.....	00/82	ID6	151	246.091	245.566	245.473	245.437	245.387
Supplies to nonmanufacturing industries.....	00/82	ID6	152	250.032	249.972	249.891	249.163	248.503
Supplies to nonmanufacturing industries, feeds.....	00/82	ID6	1521	238.900	238.558	236.907	230.937	230.600
Supplies to nonmanufacturing industries, other than feeds.....	00/82	ID6	1522	253.491	253.467	253.588	253.541	252.833
Unprocessed goods								
Unprocessed goods for intermediate demand.....	00/82	ID6	2	249.746	251.594	255.968	251.797	249.637
Unprocessed foodstuffs and feedstuffs.....	00/82	ID6	21	227.086	220.943	217.405	212.091	213.358
Unprocessed nonfood materials.....	00/82	ID6	22	255.338	262.939	272.897	269.743	265.177
Unprocessed nonfood materials except fuel.....	00/82	ID6	221	320.411	332.011	348.825	341.180	323.951
Unprocessed nonfood materials except fuel to manufacturing industries.....	00/82	ID6	2211	295.987	307.097	323.409	315.995	299.259
Unprocessed nonfood materials except fuel to nonmanufacturing industries.....	00/82	ID6	2212	350.098	353.636	353.959	353.734	353.936
Unprocessed fuel.....	00/82	ID6	222	120.103	119.784	116.300	121.789	141.382
Unprocessed fuel to manufacturing industries.....	00/82	ID6	2221	217.423	219.866	212.663	218.692	223.434
Unprocessed fuel to nonmanufacturing industries.....	00/82	ID6	2222	118.045	117.560	114.187	119.801	140.791
Services								
Services for intermediate demand.....		ID6	3	146.429	146.531	146.572	146.561	147.038
Trade services for intermediate demand ⁵		ID6	33	173.587	172.444	171.220	174.758	174.508
Trade services for manufacturing industries.....	12/12	ID6	331	158.257	156.984	155.478	159.151	158.767
Trade services for nonmanufacturing industries.....	12/12	ID6	332	154.791	153.993	153.274	156.003	155.928
Transportation and warehousing services for intermediate demand.....		ID6	32	155.749	154.365	154.621	156.013	155.353
Transportation of passengers for intermediate demand.....		ID6	321	141.090	135.400	128.590	137.154	134.047
Transportation of passengers for manufacturing industries.....		ID6	3211	141.337	135.535	128.591	137.324	134.156
Transportation of passengers for nonmanufacturing industries.....		ID6	3212	141.122	135.445	128.650	137.195	134.095
Transportation and warehousing of goods for intermediate demand.....		ID6	322	157.444	156.459	157.375	158.100	157.667
Transportation and warehousing of goods for manufacturing industries.....	12/12	ID6	3221	128.930	129.652	130.819	131.494	131.232
Transportation and warehousing of goods for nonmanufacturing industries.....	12/12	ID6	3222	141.197	139.870	140.570	141.197	140.782
Services less trade, transportation, and warehousing for intermediate demand.....		ID6	31	137.497	138.137	138.407	137.383	138.218
Services less trade, transportation, and warehousing for manufacturing industries.....		ID6	311	128.724	128.888	128.910	129.471	129.253
Services less trade, transportation, and warehousing for nonmanufacturing industries.....		ID6	312	137.778	138.434	138.713	137.634	138.505
Construction								
Construction for intermediate demand.....		ID6	4	145.736	145.804	145.826	146.167	146.361
Intermediate Demand by Commodity Type Special Groupings								
Processed materials less foods and feeds.....	00/82	ID6	9111	256.831	261.512	262.458	258.729	257.628
Processed foods and feeds.....	00/82	ID6	9112	243.077	244.834	245.555	243.745	241.688
Processed energy goods.....	00/82	ID6	9113	243.176	266.673	272.120	256.705	254.318
Processed materials less energy.....	00/82	ID6	9118	255.541	255.149	254.939	254.382	253.503
Processed materials less foods and energy.....	00/82	ID6	9115	256.655	255.986	255.657	255.263	254.541
Intermediate distributive services ⁶	04/10	ID6	9116	164.104	163.047	162.769	165.036	164.710
Processed goods plus intermediate distributive services.....	04/10	ID6	9117	145.703	147.168	147.460	146.663	146.102
Unprocessed materials less agricultural products.....	00/82	ID6	9211	258.206	268.126	280.745	277.768	272.611
Unprocessed energy materials ⁷	00/82	ID6	9212	194.324	205.546	219.494	216.217	209.248
Unprocessed materials less energy.....	00/82	ID6	9213	278.548	272.447	268.562	263.869	265.675
Unprocessed nonfood materials less energy ⁸	00/82	ID6	9216	431.547	425.735	420.871	418.233	421.675
Intermediate Demand by Production Flow								
Stage 4 Intermediate Demand								
Stage 4 intermediate demand.....		ID5	4	148.651	149.352	149.413	148.583	148.610
Inputs to stage 4 goods producers.....		ID5	41	146.056	145.716	145.239	145.462	145.489
Goods.....		ID5	411	139.484	139.082	138.694	138.282	138.233
Foods.....		ID5	4111	146.902	146.367	144.171	141.862	142.909
Energy.....		ID5	4112	145.276	150.138	155.024	162.127	161.577
Goods excluding foods and energy.....		ID5	4113	138.403	137.973	137.813	137.622	137.410
Services.....		ID5	412	167.934	167.796	167.022	169.360	169.640
Trade services.....		ID5	4123	179.858	179.805	178.483	181.439	181.956
Transportation and warehousing services.....		ID5	4122	134.978	134.612	134.688	137.179	136.675
Transportation of passengers.....		ID5	41221	141.364	135.557	128.608	137.347	134.177
Transportation and warehousing of goods.....		ID5	41222	142.664	143.340	144.798	146.230	146.215
Services less trade, transportation, and warehousing.....		ID5	4121	130.346	130.049	130.633	130.968	130.796
Inputs to stage 4 services producers.....		ID5	42	146.173	147.271	147.558	146.182	146.332

See footnotes at end of table.

Table 5. Producer price indexes for Final Demand-Intermediate Demand groupings, not seasonally adjusted — Continued

[November 2023, Index base Nov. 2009=100, unless otherwise indicated]

Title	Other index base	Commodity code		Unadjusted index ¹				
		Group code	Item code	July 2023	Aug. 2023 ^P	Sept. 2023 ^P	Oct. 2023 ^P	Nov. 2023 ^P
Goods.....		ID5	421	147.072	148.592	149.146	146.301	145.596
Foods.....		ID5	4211	147.745	148.644	149.314	148.553	145.742
Energy.....		ID5	4212	144.683	149.475	150.732	142.051	141.365
Goods excluding foods and energy.....		ID5	4213	147.392	147.180	147.282	147.227	147.167
Services.....		ID5	422	145.654	146.612	146.810	145.922	146.358
Trade services.....		ID5	4223	162.858	162.147	161.127	163.724	163.419
Transportation and warehousing services.....		ID5	4222	151.589	149.906	150.071	151.506	150.589
Transportation of passengers.....		ID5	42221	140.788	135.038	128.157	136.810	133.671
Transportation and warehousing of goods.....		ID5	42222	154.058	153.058	154.418	154.635	154.091
Services less trade, transportation, and warehousing.....		ID5	4221	142.154	143.558	143.888	142.393	143.046
Construction.....		ID5	423	145.736	145.804	145.826	146.167	146.361
Inputs to stage 4 construction producers.....		ID5	43	162.254	163.614	163.933	163.040	162.550
Goods.....		ID5	431	166.630	168.699	169.108	167.043	166.532
Energy.....		ID5	4312	154.293	173.477	175.030	156.535	149.547
Goods excluding foods and energy.....		ID5	4313	171.689	172.083	172.386	171.928	172.056
Services.....		ID5	432	151.005	150.599	150.695	152.714	152.276
Trade services.....		ID5	4323	170.391	169.052	168.330	172.012	171.190
Transportation and warehousing services.....		ID5	4322	144.649	145.279	147.096	148.450	147.757
Transportation of passengers.....		ID5	43221	147.346	141.304	134.074	143.167	139.868
Transportation and warehousing of goods.....		ID5	43222	145.353	146.147	148.190	149.365	148.731
Services less trade, transportation, and warehousing.....		ID5	4321	131.507	131.502	131.627	132.436	132.430
Stage 3 Intermediate Demand								
Stage 3 intermediate demand.....		ID5	3	145.392	146.415	146.457	145.769	145.731
Inputs to stage 3 goods producers.....		ID5	31	154.824	154.049	153.279	152.957	152.285
Goods.....		ID5	311	150.240	149.533	148.764	147.502	146.905
Foods.....		ID5	3111	163.623	162.125	160.145	157.595	156.379
Energy.....		ID5	3112	135.175	144.267	147.652	147.722	149.002
Goods excluding foods and energy.....		ID5	3113	149.616	148.656	148.143	147.328	146.873
Services.....		ID5	312	162.082	161.099	160.378	163.708	162.796
Trade services.....		ID5	3123	169.598	167.312	165.236	170.339	169.045
Transportation and warehousing services.....		ID5	3122	147.652	148.231	149.461	150.832	150.251
Transportation of passengers.....		ID5	31221	150.509	144.330	136.935	146.235	142.861
Transportation and warehousing of goods.....		ID5	31222	147.287	148.237	149.941	150.863	150.440
Services less trade, transportation, and warehousing.....		ID5	3121	134.436	134.680	134.578	135.475	135.293
Inputs to stage 3 services producers.....		ID5	32	137.285	139.615	140.234	139.277	139.699
Goods.....		ID5	321	120.297	134.025	137.423	132.335	131.041
Foods.....		ID5	3211	155.250	156.981	156.176	156.202	157.133
Energy.....		ID5	3212	116.816	139.382	144.913	136.497	134.376
Goods excluding foods and energy.....		ID5	3213	135.278	135.375	135.517	135.588	135.553
Services.....		ID5	322	141.560	140.916	140.811	140.925	141.801
Trade services.....		ID5	3223	198.980	197.822	197.323	200.150	200.432
Transportation and warehousing services.....		ID5	3222	163.282	160.923	161.120	162.114	161.718
Transportation of passengers.....		ID5	32221	104.619	104.390	104.115	104.461	104.335
Transportation and warehousing of goods.....		ID5	32222	163.787	161.417	161.615	162.614	162.216
Services less trade, transportation, and warehousing.....		ID5	3221	132.646	132.501	132.337	132.048	133.312
Construction.....		ID5	323	145.736	145.804	145.826	146.167	146.361
Inputs to stage 3 construction producers.....		ID5	33	140.524	140.561	140.931	140.721	140.612
Goods.....		ID5	331	134.404	134.299	134.305	133.174	133.218
Goods excluding foods and energy.....		ID5	3313	171.263	171.129	171.137	169.695	169.751
Services.....		ID5	332	166.448	166.659	167.512	168.365	168.061
Trade services.....		ID5	3323	171.234	171.425	172.367	173.244	172.912
Transportation and warehousing services.....		ID5	3322	113.763	114.704	115.245	115.884	116.266
Transportation and warehousing of goods.....		ID5	33222	120.081	121.075	121.646	122.320	122.723
Services less trade, transportation, and warehousing.....		ID5	3321	126.352	126.415	126.245	126.858	126.552
Stage 2								
Stage 2 intermediate demand.....		ID5	2	134.606	135.633	136.805	136.270	135.957
Inputs to stage 2 goods producers.....		ID5	21	122.657	124.191	126.761	125.836	124.600
Goods.....		ID5	211	117.622	119.967	123.664	122.052	120.215
Foods.....		ID5	2111	163.708	157.693	156.278	150.716	154.847
Energy.....		ID5	2112	86.182	91.217	97.477	95.719	92.532
Goods excluding foods and energy.....		ID5	2113	142.377	141.660	141.514	141.377	140.765
Services.....		ID5	212	151.306	150.336	149.480	150.702	151.300
Trade services.....		ID5	2123	171.453	167.987	166.144	169.352	169.924
Transportation and warehousing services.....		ID5	2122	168.601	168.621	168.496	169.253	169.216
Transportation of passengers.....		ID5	21221	141.520	135.961	129.308	137.675	134.639
Transportation and warehousing of goods.....		ID5	21222	170.235	170.526	170.718	171.103	171.212
Services less trade, transportation, and warehousing.....		ID5	2121	136.336	137.093	136.505	136.067	137.416
Construction.....		ID5	213	145.736	145.804	145.826	146.167	146.361

See footnotes at end of table.

Table 5. Producer price indexes for Final Demand-Intermediate Demand groupings, not seasonally adjusted — Continued

[November 2023, Index base Nov. 2009=100, unless otherwise indicated]

Title	Other index base	Commodity code		Unadjusted index ¹				
		Group code	Item code	July 2023	Aug. 2023 ^P	Sept. 2023 ^P	Oct. 2023 ^P	Nov. 2023 ^P
Inputs to stage 2 services producers.....		ID5	22	144.721	145.088	144.491	144.458	145.298
Goods.....		ID5	221	144.253	144.998	145.170	144.714	144.100
Foods.....		ID5	2211	115.427	113.343	112.881	111.430	113.034
Energy.....		ID5	2212	147.129	165.890	168.345	158.054	157.470
Goods excluding foods and energy.....		ID5	2213	144.759	144.357	144.387	144.593	143.946
Services.....		ID5	222	144.335	144.661	143.957	143.968	144.998
Trade services.....		ID5	2223	181.910	184.465	182.276	191.862	190.086
Transportation and warehousing services.....		ID5	2222	147.509	140.232	139.871	142.662	142.043
Transportation of passengers.....		ID5	22221	141.763	135.982	129.063	137.764	134.608
Transportation and warehousing of goods.....		ID5	22222	149.148	141.567	142.409	144.119	143.967
Services less trade, transportation, and warehousing.....		ID5	2221	143.207	143.994	143.330	142.690	143.978
Construction.....		ID5	223	145.736	145.804	145.826	146.167	146.361
Stage 1 Intermediate Demand								
Stage 1 intermediate demand.....		ID5	1	144.768	146.245	146.328	145.794	145.510
Inputs to stage 1 goods producers.....		ID5	11	144.019	144.028	143.242	143.723	142.879
Goods.....		ID5	111	141.636	142.215	141.570	141.066	140.282
Foods.....		ID5	1111	150.828	147.689	142.266	140.221	139.849
Energy.....		ID5	1112	123.397	130.867	133.433	132.495	132.818
Goods excluding foods and energy.....		ID5	1113	148.102	147.667	147.045	146.895	145.753
Services.....		ID5	112	154.541	152.910	151.696	155.028	153.990
Trade services.....		ID5	1123	168.927	166.094	163.827	170.088	167.959
Transportation and warehousing services.....		ID5	1122	158.802	159.303	157.900	158.823	158.419
Transportation of passengers.....		ID5	11221	141.337	135.531	128.584	137.321	134.151
Transportation and warehousing of goods.....		ID5	11222	161.320	163.383	163.374	162.344	162.632
Services less trade, transportation, and warehousing.....		ID5	1121	110.646	110.438	110.727	110.303	110.668
Construction.....		ID5	113	145.736	145.804	145.826	146.167	146.361
Inputs to stage 1 services producers.....		ID5	12	144.395	146.509	146.933	145.754	145.758
Goods.....		ID5	121	143.423	149.225	150.561	147.509	147.289
Foods.....		ID5	1211	131.423	131.905	130.760	127.281	128.002
Energy.....		ID5	1212	147.895	166.533	170.390	160.044	159.224
Goods excluding foods and energy.....		ID5	1213	149.263	149.359	149.594	149.823	149.867
Services.....		ID5	122	144.138	144.691	144.731	144.344	144.443
Trade services.....		ID5	1223	175.164	174.993	174.126	176.989	177.393
Transportation and warehousing services.....		ID5	1222	144.790	143.136	141.525	144.572	143.155
Transportation of passengers.....		ID5	12221	141.252	135.450	128.508	137.239	134.071
Transportation and warehousing of goods.....		ID5	12222	162.134	162.487	163.513	163.891	163.245
Services less trade, transportation, and warehousing.....		ID5	1221	139.319	140.249	140.612	139.423	139.706
Construction.....		ID5	123	145.736	145.804	145.826	146.167	146.361
Inputs to stage 1 construction producers.....		ID5	13	160.049	162.802	163.746	163.335	163.263
Goods.....		ID5	131	161.222	164.952	165.897	164.795	164.998
Energy.....		ID5	1312	119.632	150.145	156.342	147.505	148.225
Goods excluding foods and energy.....		ID5	1313	168.871	169.428	169.756	169.569	169.713
Services.....		ID5	132	158.192	158.564	159.510	160.794	160.044
Trade services.....		ID5	1323	167.920	168.148	168.719	170.224	169.451
Transportation and warehousing services.....		ID5	1322	119.653	120.403	122.176	122.924	122.232
Transportation and warehousing of goods.....		ID5	13222	123.766	124.542	126.375	127.149	126.433
Services less trade, transportation, and warehousing.....		ID5	1321	138.415	138.287	139.530	139.327	139.310
Intermediate Demand by Production Flow Special Groupings								
Total goods inputs to stage 4 intermediate demand.....	04/10	ID5	9411	144.153	144.820	144.878	143.426	143.092
Total services inputs to stage 4 intermediate demand.....	04/10	ID5	9412	149.055	149.766	149.828	149.583	149.933
Total construction inputs to stage 4 intermediate demand.....	04/10	ID5	9413	144.528	144.597	144.618	144.956	145.148
Total foods inputs to stage 4 intermediate demand.....	04/10	ID5	9414	144.036	144.116	143.173	141.565	140.967
Total energy goods inputs to stage 4 intermediate demand.....	04/10	ID5	9415	134.184	140.684	141.994	133.089	131.544
Total goods less foods and energy inputs to stage 4 intermediate demand.....	04/10	ID5	9416	146.756	146.569	146.574	146.349	146.251
Total goods inputs to stage 3 intermediate demand.....	04/10	ID5	9311	135.443	138.292	138.585	136.455	135.725
Total services inputs to stage 3 intermediate demand.....	04/10	ID5	9312	144.090	143.404	143.209	143.852	144.420
Total construction inputs to stage 3 intermediate demand.....	04/10	ID5	9313	144.528	144.597	144.618	144.956	145.148
Total foods inputs to stage 3 intermediate demand.....	04/10	ID5	9314	145.570	144.261	142.507	140.258	139.192
Total energy goods inputs to stage 3 intermediate demand.....	04/10	ID5	9315	117.304	137.439	142.545	135.549	133.974
Total goods less foods and energy inputs to stage 3 intermediate demand.....	04/10	ID5	9316	141.481	140.737	140.354	139.697	139.334
Total goods inputs to stage 2 intermediate demand.....	04/10	ID5	9211	114.589	116.662	119.830	118.411	116.784
Total services inputs to stage 2 intermediate demand.....	04/10	ID5	9212	146.463	146.483	145.742	146.038	146.969
Total construction inputs to stage 2 intermediate demand.....	04/10	ID5	9213	144.528	144.597	144.618	144.956	145.148
Total foods inputs to stage 2 intermediate demand.....	04/10	ID5	9214	164.028	158.036	156.627	151.096	155.213
Total energy goods inputs to stage 2 intermediate demand.....	04/10	ID5	9215	85.061	90.144	96.232	94.415	91.323
Total goods less foods and energy inputs to stage 2 intermediate demand.....	04/10	ID5	9216	134.777	134.171	134.072	134.018	133.434
Total goods inputs to stage 1 intermediate demand.....	04/10	ID5	9111	129.313	131.853	132.107	130.812	130.431

See footnotes at end of table.

Table 5. Producer price indexes for Final Demand-Intermediate Demand groupings, not seasonally adjusted — Continued

[November 2023, Index base Nov. 2009=100, unless otherwise indicated]

Title	Other index base	Commodity code		Unadjusted index ¹				
		Group code	Item code	July 2023	Aug. 2023 ^p	Sept. 2023 ^p	Oct. 2023 ^p	Nov. 2023 ^p
Total services inputs to stage 1 intermediate demand.....	04/10	ID5	9112	146.090	146.254	146.137	146.499	146.347
Total construction inputs to stage 1 intermediate demand.....	04/10	ID5	9117	144.528	144.597	144.618	144.956	145.148
Total foods inputs to stage 1 intermediate demand.....	04/10	ID5	9114	141.393	138.525	133.524	131.568	131.243
Total energy goods inputs to stage 1 intermediate demand.....	04/10	ID5	9115	130.731	145.316	148.727	142.582	142.372
Total goods less foods and energy inputs to stage 1 intermediate demand.....	04/10	ID5	9116	126.621	126.566	126.431	126.396	125.971

¹ All indexes are subject to revision for 4 months after their originally scheduled publication to incorporate late reports and corrections by survey respondents. In addition, seasonally adjusted indexes are subject to change for up to 5 years due to the recalculation of seasonal factors published each January.

² PPI defines Total finished as including only the personal consumption and private capital investment portions of final demand.

³ Trade indexes measure changes in margins received by wholesalers and retailers.

⁴ The PPI definition of foods does not include food and beverages for immediate consumption. PPI defines food and beverages for immediate consumption as the service of preparing meals, snacks, and beverages to customer order for immediate on-premises and off-premises consumption.

⁵ Distributive services include transportation, warehousing, and trade of goods.

⁶ Includes intermediate trade, transportation, and warehousing services.

⁷ Includes crude petroleum.

⁸ Excludes crude petroleum.

p Preliminary

"/" Data not available.

Table 6. Producer price index percentage changes for selected aggregate commodity and service groupings, not seasonally adjusted [November 2023]

Title	Commodity code		Unadjusted 12-month percent change ¹ Nov. 2022 to Nov. 2023 ^P	Unadjusted 1-month percent change ¹				
	Group code	Item code		June to July	July to Aug. ^P	Aug. to Sept. ^P	Sept. to Oct. ^P	Oct. to Nov. ^P
Goods								
All commodities.....	00	000000	-3.6	0.0	1.5	0.4	-1.5	-0.5
Farm products, processed foods and feeds.....	PFF	PLUS02	-6.3	-1.0	-0.6	-0.2	-1.0	0.2
Farm products.....	01	—	-16.8	-2.9	-3.0	-1.8	-3.0	2.9
Processed foods and feeds.....	02	—	-1.2	-0.2	0.5	0.5	-0.2	-0.9
Industrial commodities.....	IND	THRU15	-2.9	0.2	2.0	0.6	-1.6	-0.6
Textile products and apparel.....	03	—	-1.1	0.2	-0.6	0.9	0.4	-0.1
Hides, skins, leather, and related products.....	04	—	0.9	0.9	0.5	0.1	-1.2	0.3
Fuels and related products and power.....	05	—	-10.8	2.0	8.1	2.2	-5.6	-2.1
Chemicals and allied products.....	06	—	-4.5	-1.3	-0.3	0.0	0.4	-0.9
Rubber and plastic products.....	07	—	-2.6	-0.5	-0.2	-0.2	-0.1	0.0
Lumber and wood products.....	08	—	-5.8	0.9	-1.6	0.2	-0.7	-0.7
Pulp, paper, and allied products.....	09	—	-0.8	-0.2	0.2	0.2	-0.5	0.0
Metals and metal products.....	10	—	-1.3	-1.5	-0.6	-0.8	-0.8	0.0
Machinery and equipment.....	11	—	3.7	0.3	0.2	0.1	0.1	0.2
Furniture and household durables.....	12	—	1.7	0.1	0.1	0.3	-0.3	0.3
Nonmetallic mineral products.....	13	—	5.2	0.1	0.3	0.3	0.1	0.1
Transportation equipment.....	14	—	2.1	0.2	0.0	0.1	0.4	0.1
Miscellaneous products.....	15	—	5.0	0.3	0.5	0.2	0.3	0.5
Industrial commodities less fuels.....	ILF	T15M05	0.1	-0.4	-0.1	0.0	0.0	-0.1
Other commodity groupings								
Petroleum products, refined.....	05	7	-19.1	-0.1	17.4	2.2	-9.7	-4.0
Industrial chemicals.....	06	1	-9.2	-2.6	-0.8	0.7	2.0	-2.9
Rubber and rubber products.....	07	1	-0.2	-0.8	0.0	0.1	0.3	0.0
Lumber.....	08	1	-13.1	5.7	-6.1	0.3	-3.9	-2.5
Iron and steel.....	10	1	-3.6	-3.9	-1.1	-2.3	-2.3	-0.1
Nonferrous metals.....	10	2	-2.1	-1.2	-0.8	-0.4	-0.4	-0.2
General purpose machinery and equipment.....	11	4	5.6	0.4	0.1	0.3	0.4	0.0
Electrical machinery and equipment.....	11	7	2.0	0.3	0.2	0.0	0.1	0.2
Electronic components and accessories.....	11	78	-0.7	0.3	0.2	0.0	0.0	0.1
Aircraft and aircraft equipment.....	14	2	3.6	0.1	0.1	0.0	0.0	0.2
Services and construction								
Transportation services.....	30	—	-2.3	0.2	-0.4	-0.2	1.6	-0.8
Services related to transportation activities.....	31	—	-5.2	0.4	-4.0	0.1	1.3	0.0
Warehousing, storage, and related activities.....	32	—	3.8	1.5	-1.1	1.8	-0.4	-0.6
Publishing sales, excluding software.....	33	—	4.3	0.2	-0.4	0.2	0.2	0.4
Software publishing.....	34	—	3.9	-0.1	0.8	0.4	0.6	-2.1
Network compensation from broadcast and cable television and radio.....	35	—	0.7	0.0	0.2	0.0	0.0	0.0
Advertising space and time sales.....	36	—	-8.1	-4.0	-1.9	-0.4	1.1	1.6
Telecommunication, cable, and internet user services.....	37	—	2.4	-0.1	0.5	-0.9	0.0	0.1
Data processing and related services.....	38	—	2.3	0.3	0.1	-0.2	0.2	0.2
Credit intermediation services (partial).....	39	—	12.6	-1.5	1.9	0.1	-1.4	3.5
Investment services.....	40	—	6.1	1.8	1.4	0.0	-2.1	-0.6
Insurance and annuities.....	41	—	3.9	0.0	0.2	0.3	0.0	0.0
Commissions and fees from sales and administration of insurance policies (partial).....	42	—	0.6	-0.4	0.0	0.0	0.0	0.0
Real estate services (partial).....	43	—	3.5	0.1	1.9	1.0	-1.4	0.7
Rental and leasing of goods (partial).....	44	—	-1.6	1.4	-0.5	-2.1	1.8	-2.6
Professional services (partial).....	45	—	4.8	0.4	-0.4	1.0	-0.4	0.0
Employment services.....	46	—	0.5	0.1	-0.3	-0.7	0.4	0.3
Travel arrangement services.....	47	—	5.1	4.4	2.4	-0.5	-0.7	0.0
Selected security services (partial).....	48	—	7.2	0.2	2.6	-0.1	0.8	-0.2
Cleaning and building maintenance services (partial).....	49	—	-0.1	-0.1	0.0	-2.6	-0.1	0.2
Waste collection and remediation services (partial).....	50	—	9.8	-0.1	1.3	0.8	0.0	0.5
Health care services.....	51	—	3.2	0.6	0.1	0.4	0.6	-0.1
Accommodation services.....	53	—	2.4	0.2	-3.0	-1.2	-1.7	-0.1
Food and beverages for immediate consumption services (partial).....	54	—	3.3	0.2	0.8	0.3	0.0	0.3
Repair and maintenance services (partial).....	55	—	5.7	0.4	1.3	0.5	-0.1	0.2
Entertainment services (partial).....	56	—	3.9	-0.1	-1.1	0.2	1.7	0.8
Wholesale trade services.....	57	—	2.8	3.7	-0.7	-0.3	1.2	0.1
Retail trade services.....	58	—	-2.3	-1.4	1.1	0.5	-0.3	-1.5
Metal treatment services.....	59	—	4.7	0.9	0.2	-0.4	0.7	-0.3

See footnotes at end of table.

Table 6. Producer price index percentage changes for selected aggregate commodity and service groupings, not seasonally adjusted — Continued
 [November 2023]

Title	Commodity code		Unadjusted 12-month percent change ¹	Unadjusted 1-month percent change ¹				
	Group code	Item code		Nov. 2022 to Nov. 2023 ^p	June to July	July to Aug. ^p	Aug. to Sept. ^p	Sept. to Oct. ^p
Mining services.....	60	—	2.1	0.0	-0.3	0.8	-0.9	1.5
Contract work on textile products, apparel, and leather.....	61	—	3.2	-0.1	-0.1	0.0	-0.1	0.0
Construction (partial).....	80	—	0.7	-1.1	0.1	0.1	-0.3	-0.1

¹ All indexes are subject to revision for 4 months after their originally scheduled publication to incorporate late reports and corrections by survey respondents.

^p Preliminary

“—” Data not available.

NOTE: The term “(partial)” denotes incomplete coverage of the index category.

Table 7. Producer price index percentage changes for commodity and service groupings and individual items, not seasonally adjusted
 [November 2023]

Title	Commodity code		Unadjusted 12-month percent change ¹ Nov. 2022 to Nov. 2023 ^P	Unadjusted 1-month percent change ¹				
	Group code	Item code		June to July	July to Aug. ^P	Aug. to Sept. ^P	Sept. to Oct. ^P	Oct. to Nov. ^P
Goods								
All commodities.....	00	000000	-3.6	0.0	1.5	0.4	-1.5	-0.5
Industrial commodities.....	IND	THRU15	-2.9	0.2	2.0	0.6	-1.6	-0.6
Farm products, processed foods and feeds.....	PFF	PLUS02	-6.3	-1.0	-0.6	-0.2	-1.0	0.2
Farm products.....	01	—	-16.8	-2.9	-3.0	-1.8	-3.0	2.9
Fruits & melons, fresh/dry vegs. & nuts.....	01	1	-32.6	-2.6	-3.3	-6.3	-3.4	12.5
Fresh fruits and melons.....	01	11	-6.1	-10.2	4.7	0.2	-6.2	18.3
Citrus fruits.....	01	1101	15.2	6.4	1.3	11.3	-10.8	5.4
Grapefruits.....	01	110101	0.3	-7.0	-2.4	-2.9	29.8	5.9
Lemons.....	01	110104	21.7	10.9	3.4	12.6	6.8	-11.9
Valencia oranges.....	01	110105	—	2.6	0.9	16.0	5.8	—
Navel oranges.....	01	110106	19.3	9.3	—	—	—	19.0
Tangerines.....	01	110108	-19.3	—	—	—	—	0.3
Other fruits and berries.....	01	1102	-9.0	-12.2	6.7	-2.7	-6.0	22.1
Plums and fresh prunes.....	01	110201	—	—	-21.0	9.5	-4.6	—
Nectarines.....	01	110202	—	-20.8	-3.5	8.7	—	—
Cherries.....	01	110203	—	46.7	—	—	—	—
Apricots.....	01	110204	—	—	—	—	—	—
Avocados.....	01	110205	-23.0	65.1	15.5	23.0	17.1	-31.9
Granny Smith apples.....	01	110208	-10.7	15.1	—	—	—	4.3
Golden delicious apples.....	01	110211	—	0.0	—	—	—	-11.1
Red delicious apples.....	01	110215	-15.8	0.6	1.1	1.8	-7.3	-12.5
McIntosh apples.....	01	110216	11.1	3.9	0.0	-6.7	-0.7	-2.0
Peaches.....	01	110219	—	-6.6	-0.9	0.6	-12.3	—
Gala apples.....	01	110220	-25.8	-0.6	3.6	-7.7	-13.3	-6.4
Pears.....	01	110221	-7.3	0.0	-2.3	-11.8	-4.9	-4.6
Strawberries.....	01	110222	-27.4	-11.8	80.0	-48.1	28.6	133.3
Raspberries.....	01	110224	—	—	-19.0	23.5	-42.9	—
Blackberries.....	01	110225	—	-33.3	63.6	-27.8	23.1	—
Blueberries.....	01	110227	—	-63.0	-0.7	—	—	—
Grapes.....	01	110228	17.6	-15.1	-2.1	10.9	-2.5	0.5
Table grapes.....	01	1102281	50.3	-37.8	-7.2	38.8	-7.1	1.6
Wine grapes.....	01	1102283	5.6	0.0	0.0	0.0	0.0	0.0
Juice grapes.....	01	1102284	15.2	15.2	0.0	0.0	0.0	0.0
Fuji apples.....	01	110229	-23.6	0.0	3.4	18.2	-6.4	-11.8
Empire apples.....	01	110230	3.7	0.0	—	—	—	0.0
Melons.....	01	1103	—	-24.8	-20.3	15.8	11.8	—
Cantaloupes.....	01	110301	—	-44.6	-32.6	86.5	17.5	—
Honeydews.....	01	110302	—	—	—	15.4	63.8	—
Watermelons.....	01	110303	—	-13.9	-10.8	-3.3	2.5	—
Fresh and dry vegetables.....	01	13	-53.2	3.5	-11.5	-13.9	-1.7	11.2
Dry vegetables.....	01	1301	2.6	-1.4	1.0	1.7	1.0	4.0
Dry beans.....	01	13011	2.8	-0.1	-0.1	1.6	0.4	2.3
Dry pinto beans.....	01	130110	9.2	0.0	-0.5	2.7	3.1	3.8
Dry great northern beans.....	01	130111	5.0	0.0	0.0	5.0	0.0	0.0
Dry pea beans.....	01	130113	-15.0	0.0	2.9	-1.6	-8.0	-0.4
Dry kidney beans.....	01	130114	-11.4	0.0	-3.8	0.7	-4.2	2.4
Dry small red beans.....	01	130115	—	—	—	—	—	3.2
Dry garbanzo beans.....	01	130116	9.0	0.0	0.0	2.4	0.0	0.0
Dry black beans.....	01	130117	-0.3	-0.7	0.0	0.0	1.8	3.0
Dry peas and lentils.....	01	13012	2.3	-3.2	2.7	1.9	2.0	6.5
Dry peas.....	01	130120	-6.8	-5.5	-0.7	0.3	2.9	6.9
Dry lentils.....	01	130121	22.5	1.1	9.0	4.4	0.7	5.9
Fresh vegetables, except potatoes.....	01	1302	-57.6	6.5	-9.2	-3.5	3.5	16.7
Cabbage.....	01	130211	18.2	-11.7	-10.7	16.1	32.3	3.5
Carrots.....	01	130212	23.2	0.0	4.0	0.0	22.2	-0.3
Celery.....	01	130213	-27.3	56.5	-80.3	14.8	18.1	42.2
Sweet corn.....	01	130214	-10.9	26.5	-39.2	6.4	14.8	67.6
Lettuce.....	01	130215	-81.2	4.4	21.3	-35.6	16.4	28.7
Dry onions.....	01	130216	-14.7	0.4	-24.7	1.9	-16.0	7.3
Tomatoes.....	01	130217	-57.7	-18.2	-15.6	54.5	-33.9	13.4
Snap beans.....	01	130218	5.2	—	—	—	—	—
Broccoli.....	01	130222	-4.3	34.0	-16.4	3.9	17.9	10.2

See footnotes at end of table.

Table 7. Producer price index percentage changes for commodity and service groupings and individual items, not seasonally adjusted — Continued
 [November 2023]

Title	Commodity code		Unadjusted 12-month percent change ¹	Unadjusted 1-month percent change ¹				
	Group code	Item code		Nov. 2022 to Nov. 2023 ^P	June to July	July to Aug. ^P	Aug. to Sept. ^P	Sept. to Oct. ^P
Cauliflower.....	01	130223	-79.6	27.4	-30.7	92.4	76.1	-53.1
Spinach.....	01	130224	-39.3	-5.7	25.7	-10.7	-14.9	-19.6
Greens.....	01	130225	-0.6	-7.1	5.8	-7.5	5.8	-4.4
Endive.....	01	130226	24.7	-3.4	-19.4	-9.1	64.5	4.0
Green peppers.....	01	130228	-22.3	-10.2	41.5	-29.2	-1.2	35.3
Eggplant.....	01	130229	36.7	—	—	—	0.6	-17.7
Squash.....	01	130231	7.6	4.6	10.2	52.3	-58.1	37.8
Beets.....	01	130232	-42.7	0.0	-5.1	0.4	10.1	2.8
Cucumbers.....	01	130234	-38.7	68.9	-7.6	13.6	-11.2	-10.7
Artichokes.....	01	130235	10.6	-12.8	-4.9	10.4	31.9	52.4
Pumpkins.....	01	130236	—	—	—	—	2.2	—
Sweet potatoes.....	01	1303	9.1	-5.6	3.3	-0.5	3.6	9.9
Sweet potatoes.....	01	130301	9.1	-5.6	3.3	-0.5	3.6	9.9
Potatoes.....	01	1306	-48.3	0.9	-17.6	-34.0	-15.0	-1.5
Long white potatoes.....	01	130601	—	6.8	—	—	—	—
Round white potatoes.....	01	130602	—	—	0.0	—	—	—
Russet potatoes.....	01	130603	-51.9	0.5	-20.0	-34.6	-16.9	-1.5
Round red potatoes.....	01	130604	-18.7	-7.3	-25.3	-23.9	5.9	-1.5
Round yellow potatoes.....	01	130605	-8.6	—	—	-32.9	-4.1	-1.5
Tree nuts.....	01	19	-1.8	0.7	2.1	-2.5	0.0	0.7
Tree nuts.....	01	1901	-1.8	0.7	2.1	-2.5	0.0	0.7
Pecans.....	01	190101	0.0	0.0	0.0	0.0	0.0	0.0
Almonds.....	01	190102	-1.0	0.0	3.2	-1.0	0.0	1.0
Filberts.....	01	190103	-1.1	0.0	0.0	0.0	0.0	0.0
Walnuts.....	01	190104	6.7	6.7	0.0	0.0	0.0	0.0
Macadamias.....	01	190105	-26.7	-26.7	0.0	0.0	0.0	0.0
Pistachios.....	01	190106	-16.7	0.0	0.0	-16.7	0.0	0.0
Grains.....	01	2	-32.0	-11.9	-6.9	-7.6	-2.3	-0.9
Wheat.....	01	21	-31.5	1.7	-7.9	-5.2	-6.0	-1.2
Wheat.....	01	2101	-31.5	1.7	-7.9	-5.2	-6.0	-1.2
Hard red winter wheat.....	01	210101	-37.2	2.3	-10.2	-3.7	-9.0	-5.0
Hard red spring wheat.....	01	210102	-24.4	3.9	-7.2	-9.1	-7.1	6.9
Soft white wheat.....	01	210103	-23.1	-2.0	-8.0	-1.4	0.7	-1.5
Soft red winter wheat.....	01	210104	-31.4	-1.7	-7.5	-7.8	0.7	3.7
Hard amber durum wheat.....	01	210105	0.3	10.2	34.8	-8.8	-1.4	-4.1
Other grains.....	01	22	-32.6	-14.7	-7.2	-7.8	-1.6	-0.5
Barley.....	01	2201	-27.6	-7.0	2.7	-7.0	-4.5	-2.9
Barley.....	01	220101	-27.6	-7.0	2.7	-7.0	-4.5	-2.9
Corn.....	01	2202	-32.7	-14.6	-7.4	-8.0	-1.8	-0.5
Corn.....	01	220205	-32.7	-14.6	-7.4	-8.0	-1.8	-0.5
Oats.....	01	2203	-2.7	1.4	5.4	2.4	-3.1	-2.2
Oats.....	01	220311	-2.7	1.4	5.4	2.4	-3.1	-2.2
Sorghum.....	01	2205	-31.9	-20.6	-6.1	-0.8	5.6	0.7
Sorghum.....	01	220501	-31.9	-20.6	-6.1	-0.8	5.6	0.7
Rough rice.....	01	23	-13.3	1.6	1.4	-13.1	-0.9	-7.4
Rough rice.....	01	2301	-13.3	1.6	1.4	-13.1	-0.9	-7.4
Rough rice.....	01	230103	-13.3	1.6	1.4	-13.1	-0.9	-7.4
Long grain rough rice.....	01	2301031	-6.7	1.2	0.6	-7.7	-1.3	0.0
Medium/short grain rough rice.....	01	2301032	-25.7	2.2	2.8	-22.2	0.0	-21.9
Livestock.....	01	3	14.8	2.1	0.5	-2.2	-2.7	-4.5
Slaughter cattle.....	01	31	17.9	-0.1	1.6	-0.2	-1.5	-4.7
Slaughter steers and heifers.....	01	3101	16.0	-1.2	1.5	-0.3	0.0	-3.9
Slaughter steers and heifers.....	01	310199	16.0	-1.2	1.5	-0.3	0.0	-3.9
Slaughter cows and bulls.....	01	3102	29.3	4.7	1.9	0.1	-7.5	-8.5
Slaughter cows and bulls.....	01	310299	29.3	4.7	1.9	0.1	-7.5	-8.5
Slaughter vealers.....	01	3103	1.4	1.3	1.3	2.4	0.4	0.5
Slaughter vealers.....	01	310399	1.4	1.3	1.3	2.4	0.4	0.5
Slaughter hogs.....	01	32	-24.9	7.7	-3.1	-18.1	-6.5	-12.2
Slaughter barrows and gilts.....	01	3201	-25.6	7.1	-4.0	-18.1	-5.7	-14.0
Slaughter barrows and gilts.....	01	320199	-25.6	7.1	-4.0	-18.1	-5.7	-14.0
Slaughter sows.....	01	3202	-2.8	64.7	55.3	-20.1	-36.4	88.8
Slaughter sows.....	01	320299	-2.8	64.7	55.3	-20.1	-36.4	88.8
Slaughter lambs.....	01	33	20.3	-0.2	1.5	3.2	4.5	5.5

See footnotes at end of table.

Table 7. Producer price index percentage changes for commodity and service groupings and individual items, not seasonally adjusted — Continued
 [November 2023]

Title	Commodity code		Unadjusted 12-month percent change ¹	Unadjusted 1-month percent change ¹				
	Group code	Item code		Nov. 2022 to Nov. 2023 ^P	June to July	July to Aug. ^P	Aug. to Sept. ^P	Sept. to Oct. ^P
Slaughter lambs.....	01	3301	20.3	-0.2	1.5	3.2	4.5	5.5
Slaughter lambs.....	01	330199	20.3	-0.2	1.5	3.2	4.5	5.5
Feeder and replacement cattle.....	01	34	39.4	1.3	1.5	4.7	-2.4	-1.1
Feeder and replacement cattle.....	01	3401	39.4	1.3	1.5	4.7	-2.4	-1.1
Feeder and replacement cattle.....	01	340199	39.4	1.3	1.5	4.7	-2.4	-1.1
Slaughter poultry.....	01	4	-13.7	-11.1	-9.8	3.8	-4.0	1.3
Slaughter chickens.....	01	41	-10.0	-12.2	-10.1	5.1	-3.0	0.7
Broilers and other meat type chickens.....	01	4102	-10.0	-12.2	-10.1	5.1	-3.0	0.7
Slaughter chickens.....	01	410299	-10.0	-12.2	-10.1	5.1	-3.0	0.7
Slaughter turkeys.....	01	42	-33.5	-6.0	-8.9	-3.1	-11.4	5.9
Slaughter turkeys.....	01	4201	-33.5	-6.0	-8.9	-3.1	-11.4	5.9
Slaughter turkeys.....	01	420199	-33.5	-6.0	-8.9	-3.1	-11.4	5.9
Slaughter ducks.....	01	43	2.9	0.0	0.0	0.0	-0.3	0.0
Slaughter ducks.....	01	4301	2.9	0.0	0.0	0.0	-0.3	0.0
Slaughter ducks.....	01	430199	2.9	0.0	0.0	0.0	-0.3	0.0
Raw cotton.....	01	5	-14.8	-1.1	4.6	1.6	-1.5	-6.2
Raw cotton.....	01	51	-14.8	-1.1	4.6	1.6	-1.5	-6.2
Raw cotton.....	01	5101	-14.8	-1.1	4.6	1.6	-1.5	-6.2
Raw cotton.....	01	510101	-14.8	-1.1	4.6	1.6	-1.5	-6.2
Upland cotton.....	01	5101011	-12.6	-1.1	4.1	1.7	-1.7	-6.6
Pima cotton.....	01	5101012	-35.6	0.0	10.8	0.0	0.0	-0.1
Raw milk.....	01	6	-14.4	-2.8	13.2	6.6	2.9	1.4
Raw milk.....	01	61	-14.4	-2.8	13.2	6.6	2.9	1.4
Raw milk.....	01	6101	-14.4	-2.8	13.2	6.6	2.9	1.4
Raw milk.....	01	610102	-14.4	-2.8	13.2	6.6	2.9	1.4
Chicken eggs.....	01	7	-46.5	5.0	6.3	7.4	-10.8	58.8
Chicken eggs.....	01	71	-46.5	5.0	6.3	7.4	-10.8	58.8
Eggs for fresh use.....	01	7107	-39.7	0.3	9.8	8.1	-12.9	71.2
Eggs, jumbo.....	01	710701	-37.7	0.4	11.3	11.6	-2.7	37.5
Eggs, extra large.....	01	710702	-39.0	0.5	8.4	10.0	-17.2	71.3
Eggs, large.....	01	710703	-41.0	0.5	12.4	7.5	-14.7	74.0
Eggs, medium.....	01	710704	-35.0	-0.7	0.6	7.1	-0.5	67.3
Eggs, small.....	01	710705	-38.1	0.0	0.0	9.6	0.0	42.9
Breaker stock and checks and undergrades.....	01	7108	-57.5	14.7	0.0	6.1	-6.5	35.8
Breaker stock.....	01	710801	-57.1	13.9	0.0	6.1	-6.3	35.4
Checks and undergrades.....	01	710802	-60.1	21.0	0.0	6.1	-8.3	38.4
Hay, hayseeds, and oilseeds.....	01	8	-7.8	6.7	-9.9	-0.2	-5.7	8.3
Hay and hayseeds.....	01	81	-8.7	0.3	-18.2	5.4	-4.7	7.1
Hay and hayseeds.....	01	8101	-8.7	0.3	-18.2	5.4	-4.7	7.1
Alfalfa hay.....	01	810101	-28.8	-5.7	-14.5	9.0	-1.7	-4.6
All other hay.....	01	810102	24.9	6.4	-21.6	1.8	-7.8	20.2
Oilseeds.....	01	83	-8.1	7.8	-8.5	-1.0	-5.9	8.5
Oilseeds.....	01	8301	-8.1	7.8	-8.5	-1.0	-5.9	8.5
Peanuts.....	01	830111	9.9	0.7	-1.2	-6.3	-3.0	11.2
Cottonseed.....	01	830121	-27.2	0.4	2.5	1.9	2.1	-0.6
Soybeans.....	01	830131	-7.7	8.4	-9.2	-1.0	-6.3	9.1
Flaxseed.....	01	830151	-18.8	-	8.2	5.7	3.6	-4.8
Sunflower.....	01	830161	-35.6	0.5	-6.0	7.6	-6.9	-9.0
Canola.....	01	830171	-20.6	8.9	-5.1	-4.9	-3.9	2.7
Miscellaneous oil crops.....	01	830181	6.0	-0.5	-0.1	0.5	0.0	0.0
Processed foods and feeds.....	02	-	-1.2	-0.2	0.5	0.5	-0.2	-0.9
Cereal and bakery products.....	02	1	1.3	-0.1	-0.1	0.3	-0.3	-0.4
Bakery products.....	02	11	3.6	0.1	0.1	1.0	0.0	0.1
Bread (white, wheat, rye, etc.), including frozen.....	02	1102	4.0	1.4	-0.5	1.1	-0.2	-0.1
Bread (white, wheat, rye, etc.), including frozen.....	02	110201	4.0	1.4	-0.5	1.1	-0.2	-0.1
White pan bread.....	02	11020111	3.2	2.0	-1.3	1.0	-0.6	-0.1
White hearth bread (French, Italian, etc.).....	02	11020112	3.0	0.3	0.3	0.0	0.6	0.2
Dark wheat breads (whole wheat, cracked wheat, multigrain, etc.)....	02	11020113	6.6	3.2	0.0	-0.6	-0.3	-0.1
Other variety breads (rye, unleavened, raisin, potato, self-rising, salt-free, canned, etc.).....	02	11020114	3.8	-0.7	-0.1	3.3	0.0	-0.1

See footnotes at end of table.

Table 7. Producer price index percentage changes for commodity and service groupings and individual items, not seasonally adjusted — Continued
[November 2023]

Title	Commodity code		Unadjusted 12-month percent change ¹	Unadjusted 1-month percent change ¹				
	Group code	Item code		Nov. 2022 to Nov. 2023 ^P	June to July	July to Aug. ^P	Aug. to Sept. ^P	Sept. to Oct. ^P
Rolls (bread-type), muffins, bagels, and croissants.....	02	1105	1.0	-1.6	0.9	1.6	0.2	0.5
Rolls (bread-type), muffins, bagels, and croissants.....	02	110505	1.0	-1.6	0.9	1.6	0.2	0.5
Rolls, hamburger and wiener.....	02	11050501	-2.9	-2.3	0.0	2.8	0.3	0.5
All other rolls, bread-type (incl. muffins, bagels, and croissants).....	02	11050502	4.4	-1.0	1.6	0.7	0.2	0.5
Other sweet goods, excluding frozen.....	02	1107	6.6	0.0	0.0	0.2	0.0	0.2
Other sweet goods, excluding frozen.....	02	110703	6.6	0.0	0.0	0.2	0.0	0.2
Soft cakes, excluding frozen.....	02	1108	5.6	-0.4	0.7	2.3	-0.1	-0.6
Soft cakes, excluding frozen.....	02	110803	5.6	-0.4	0.7	2.3	-0.1	-0.6
Pies (fruit, cream, and custard), excluding frozen.....	02	1109	—	—	—	—	—	0.4
Pies (fruit, cream, and custard), excluding frozen.....	02	110903	—	—	—	—	—	0.4
Cookies, crackers, and related products.....	02	1121	2.7	0.0	0.0	0.0	0.0	0.0
Cookies, wafers, and ice cream cones and cups (excluding frozen).....	02	112103	3.8	0.0	0.0	0.0	0.0	0.0
Crackers, biscuits, and related products.....	02	112104	0.8	0.1	0.0	0.0	0.0	0.0
Saltines and all other crackers, cracker meal and crumbs, and biscuits.....	02	1121042	0.8	0.1	0.0	0.0	0.0	0.0
Retail bakery products, excluding retail trade.....	02	1130	6.2	1.8	-0.3	0.9	0.0	0.3
Retail bakery products, excluding retail trade.....	02	113001	6.2	1.8	-0.3	0.9	0.0	0.3
Flour and flour base mixes and doughs.....	02	12	-6.1	0.1	-0.5	0.1	-0.7	-0.2
Wheat flour.....	02	1203	-13.0	0.1	-2.4	0.7	-1.5	-0.3
Wheat flour.....	02	120301	-13.0	0.1	-2.4	0.7	-1.5	-0.3
Flour base mixes and doughs.....	02	1204	-1.3	0.1	0.6	-0.2	-0.2	-0.2
Flour base mixes and doughs.....	02	120401	-1.3	0.1	0.6	-0.2	-0.2	-0.2
Prepared flour mixes, including refrigerated and frozen doughs and batters, made in flour mills.....	02	1204011	-0.1	-0.7	-0.2	0.0	-0.3	0.0
Flour mixes, excluding cake mixes, made from purchased flour.....	02	1204013	-1.6	0.2	0.8	-0.3	-0.2	-0.3
Milled rice and byproducts.....	02	13	-2.8	-0.4	-0.9	-2.7	-1.6	-2.1
Head rice.....	02	1301	-0.8	-0.6	-0.3	-2.3	-0.6	-2.2
Head rice.....	02	130106	-0.8	-0.6	-0.3	-2.3	-0.6	-2.2
Head rice not packaged with other ingredients.....	02	1301066	-3.0	-0.8	-0.4	-2.9	-0.8	-2.2
Milled rice (incl second heads, screenings, brewers, bran, sharps, rice flour, and byproducts).....	02	1302	-5.7	-0.2	-1.7	-3.2	-2.8	-2.0
Milled rice (incl second heads, screenings, brewers, bran, sharps, rice flour, and byproducts).....	02	130201	-5.7	-0.2	-1.7	-3.2	-2.8	-2.0
Cereal and pasta products.....	02	14	3.5	-0.4	-0.1	-0.5	-0.2	-1.4
Dry macaroni, spaghetti, and egg noodle products, made from purchased flour.....	02	1402	0.1	-2.0	0.0	0.0	1.2	0.0
Dry macaroni, spaghetti, and egg noodle products, made from purchased flour.....	02	140203	0.1	-2.0	0.0	0.0	1.2	0.0
Dry macaroni, spaghetti, and egg noodle products, made from purchased flour.....	02	14020303	0.1	-2.0	0.0	0.0	1.2	0.0
Cereal and mill products, other than flour.....	02	1409	4.2	-0.1	-0.2	-0.6	-0.5	-1.7
Manufactured starch, made by wet milling.....	02	140907	38.4	-2.8	0.7	-1.3	1.6	-3.1
Wheat mill products, corn mill products, and other grain mill products except flour.....	02	140908	-15.0	-1.2	-1.0	-1.2	-2.6	-3.6
Wheat mill products, except flour.....	02	1409081	-20.2	-0.1	-5.8	-1.1	-3.8	-2.6
Corn mill products.....	02	1409082	-11.5	-1.0	2.7	-1.8	-2.0	-5.2
Other grain mill products.....	02	1409083	-10.9	-3.5	-2.5	0.1	-2.5	-1.2
Breakfast cereal.....	02	140909	9.3	1.8	0.0	0.0	0.0	0.0
Meats, poultry, and fish.....	02	2	-1.2	-0.4	-0.7	1.4	-0.5	-3.3
Meats.....	02	21	9.1	0.8	-1.3	0.3	-0.4	-0.5
Beef and veal products, fresh or frozen.....	02	2101	25.6	-4.1	-3.4	1.1	-0.4	1.7
Beef, fresh/frozen variety meats, not canned or made into sausage, made in slaughtering plants.....	02	210126	9.4	-1.6	1.0	1.2	-1.8	-1.1
Beef, fresh/frozen whole/half carcass, not canned or made into sausage, misp.....	02	210131	7.7	-8.7	5.0	0.6	3.7	-4.5
Beef, fresh/frozen, primal and subprimal cuts, made in slaughtering plants.....	02	210133	28.5	-3.9	-4.6	1.2	-0.7	2.8
Lamb/mutton, fresh or frozen, not canned or made into sausage, made in slaughtering plants.....	02	2103	-0.7	-0.2	0.1	0.8	1.3	-1.6
Lamb/mutton, fresh or frozen, not canned or made into sausage, made in slaughtering plants.....	02	210321	-0.7	-0.2	0.1	0.8	1.3	-1.6
Pork products, fresh, frozen, or processed, except sausage.....	02	2104	-6.7	8.0	0.0	0.0	0.8	-3.2
Pork, fresh/frozen, unprocessed, all cuts, except sausage, made in slaughtering plants.....	02	210444	-8.1	12.8	-2.8	-2.3	2.3	-1.6
Pork, processed or cured, not canned or made into sausage.....	02	210447	-5.2	3.1	3.1	2.4	-0.7	-4.9
Pork, processed or cured, not canned or made into sausage, made in slaughtering plants.....	02	2104471	7.3	-1.9	5.8	2.1	-0.4	-1.7
Pork, processed or cured, not canned or made into sausage, mfpc.....	02	2104472	-9.0	4.8	2.1	2.5	-0.8	-6.0

See footnotes at end of table.

Table 7. Producer price index percentage changes for commodity and service groupings and individual items, not seasonally adjusted — Continued
 [November 2023]

Title	Commodity code		Unadjusted 12-month percent change ¹	Unadjusted 1-month percent change ¹				
	Group code	Item code		Nov. 2022 to Nov. 2023 ^P	June to July	July to Aug. ^P	Aug. to Sept. ^P	Sept. to Oct. ^P
Pork, sweet-pickled, dry-cured, or dry salt, not canned or made into sausage, mfpc.....	02	21044721	-0.4	0.2	-0.1	-0.3	-0.7	0.5
Smoked hams and picnics, excluding canned, made from purchased carcasses.....	02	21044722	-1.5	21.6	-1.4	1.5	-0.7	-2.9
Smoked slab bacon, made from purchased carcasses.....	02	21044723	-17.3	-1.1	10.8	-3.7	-5.7	-1.1
Smoked sliced bacon, made from purchased carcasses.....	02	21044724	-15.6	-1.5	3.8	5.6	0.0	-12.5
Other smoked pork, not canned or made into sausage, made from purchased carcasses.....	02	21044725	-6.7	-2.1	-0.2	0.5	-0.1	-0.3
Boiled ham, barbecue pork, and other cooked pork, excluding canned meats and sausage, mfpc.....	02	21044726	-6.3	5.9	3.5	1.1	-1.2	-1.5
Other meats, fresh, frozen, or canned.....	02	2105	2.8	2.7	0.6	-0.5	-1.3	-1.4
Fresh/processed sausage, deli & cooked meats, etc.....	02	210503	-0.7	1.8	3.3	-1.6	-1.0	1.2
Fresh and processed sausage, deli, and cooked meats, made in slaughtering plants.....	02	2105031	-5.6	0.4	-0.2	4.2	2.7	-2.4
Fresh and processed sausage, deli, and cooked meats, mfpc.....	02	2105032	0.3	2.0	3.8	-2.4	-1.5	1.7
Fresh sausage (pork sausage, breakfast links, etc.), excluding canned, mfpc.....	02	21050321	-4.0	4.8	6.9	-3.8	-7.2	4.7
Dry or semidry sausage (salami, cervelat, pepperoni, summer sausage, pork roll, etc), mfpc.....	02	21050322	0.8	-0.2	4.3	0.7	-0.8	-0.6
Frankfurters, including wieners, excluding canned, made from purchased carcasses.....	02	21050323	2.3	0.8	-0.1	0.3	0.2	0.0
Other sausage (smoked or cooked) & jellied goods & similar preparations, excluding canned, mfpc.....	02	21050324	4.3	2.1	1.0	-7.3	6.0	2.4
Boxed meat (beef, pork, lamb, etc.), made from purchased carcasses.....	02	210504	5.3	3.3	0.3	0.4	-0.5	0.5
Canned meats, excluding dog, cat, and baby food.....	02	210579	1.7	-0.4	0.2	-0.4	-1.8	1.0
Frozen ground meat patties and other processed, frozen, or cooked meats, mfpc.....	02	210586	5.3	3.7	-1.7	0.2	-1.9	-4.8
Processed poultry.....	02	22	-19.6	-3.2	1.1	4.8	-0.6	-10.9
Young chickens, including bulk, chilled, frozen, whole, and in parts.....	02	2203	-10.6	-2.1	0.6	4.6	-0.8	-11.3
Young chickens, including bulk, chilled, frozen, whole, and in parts.....	02	220333	-10.6	-2.1	0.6	4.6	-0.8	-11.3
Turkeys, including frozen, whole, and in parts.....	02	2206	-39.2	-3.1	-3.2	-2.5	-1.4	-1.6
Turkeys, including frozen, whole, and in parts.....	02	220611	-39.2	-3.1	-3.2	-2.5	-1.4	-1.7
Canned, cooked, smoked or prepared poultry.....	02	2208	-25.6	-5.9	4.2	9.3	-0.2	-15.6
Canned, cooked, smoked or prepared poultry.....	02	220811	-25.6	-5.9	4.2	9.3	-0.2	-15.6
Chicken hens and other poultry/small game.....	02	2209	6.7	-0.3	0.0	0.0	0.6	-1.0
Other poultry/small game (duck, goose, rabbit, etc.).....	02	220911	-1.2	-1.1	0.0	0.0	0.6	-1.0
Unprocessed and prepared seafood.....	02	23	-6.4	-0.8	-1.8	-0.8	-0.8	0.4
Unprocessed finfish.....	02	2301	-23.2	-7.4	-1.2	-8.0	-1.1	1.6
Haddock.....	02	230101	-53.2	38.7	-18.8	-4.4	6.7	-43.0
Halibut.....	02	230102	-33.1	32.3	-10.3	-9.1	-12.6	26.3
Salmon.....	02	230103	-	-	2.6	-	-	-
Flounder.....	02	230131	6.5	-28.3	71.8	-44.5	-11.7	19.9
Cod.....	02	230132	7.8	12.9	37.3	-38.7	-6.9	7.6
Pollock.....	02	230133	33.9	55.2	-23.7	10.4	3.2	-2.9
Rockfish.....	02	230135	-	-	-	-	-	-
Tuna.....	02	230136	-21.7	16.5	-28.6	15.2	-13.9	-3.9
Other finfish.....	02	230199	-33.0	-11.8	15.2	-11.1	1.5	1.8
Unprocessed shellfish.....	02	2305	-6.8	-0.8	-4.4	0.7	1.7	-2.5
Shrimp.....	02	230501	-22.1	7.1	-0.7	-2.0	-0.7	-0.5
Crabs.....	02	230502	-	-7.7	-14.4	-	-	-
Lobsters.....	02	230503	6.8	10.1	3.1	3.5	0.0	-7.7
Clams.....	02	230504	-0.4	0.0	0.0	0.0	-1.0	0.0
Oysters.....	02	230505	0.0	0.0	0.0	0.0	0.0	0.0
Sea scallops.....	02	230506	-11.1	-2.0	0.6	0.3	7.0	-0.7
Mussels.....	02	230507	8.3	0.0	0.0	0.0	0.0	0.0
Prepared fresh and frozen seafood.....	02	2306	-2.8	0.3	-1.4	-0.1	-0.9	1.0
Prepared fresh fish/seafood, inc. surimi/surimi-based products.....	02	230601	-1.2	0.6	-0.8	1.1	-1.1	2.7
Prepared frozen fish.....	02	230602	-10.1	-1.0	-1.2	-0.7	-2.2	0.1
Prepared frozen shellfish.....	02	230603	-13.2	-1.4	-4.5	-0.9	1.9	3.3
Other prepared fresh and frozen seafood.....	02	230604	32.9	4.2	-0.2	0.0	0.7	-1.4
Dairy products.....	02	3	-6.2	-1.4	2.4	1.6	1.6	-0.5
Fluid milk products.....	02	31	-0.7	-0.3	-0.1	2.9	3.2	0.4
Packaged fluid milk and related products.....	02	3103	-4.3	-1.0	-1.1	3.7	2.8	-0.4
Fluid whole milk.....	02	310301	-3.7	-1.1	-1.5	4.5	2.3	1.2
Reduced fat and lowfat milk (1/2-2).....	02	310302	-5.5	-1.6	-1.6	4.4	2.0	-1.7
Fat free or skim milk.....	02	310303	-4.1	-2.0	-1.7	3.9	3.4	-3.6

See footnotes at end of table.

Table 7. Producer price index percentage changes for commodity and service groupings and individual items, not seasonally adjusted — Continued
 [November 2023]

Title	Commodity code		Unadjusted 12-month percent change ¹ Nov. 2022 to Nov. 2023 ^P	Unadjusted 1-month percent change ¹				
	Group code	Item code		June to July	July to Aug. ^P	Aug. to Sept. ^P	Sept. to Oct. ^P	Oct. to Nov. ^P
Other fluid milk related products, packaged, incl. cartons, bottles, cans, and dispenser cans.....	02	310304	-3.6	0.4	0.3	1.6	4.2	0.3
Cottage cheese.....	02	3104	-0.1	-0.3	0.4	0.1	0.9	1.3
Cottage cheese.....	02	310401	-0.1	-0.3	0.4	0.1	0.9	1.3
Other milk products.....	02	3105	2.7	-0.2	-0.2	0.8	0.7	-0.3
Other milk products.....	02	310501	2.7	-0.2	-0.2	0.8	0.7	-0.3
Yogurt, excluding frozen.....	02	3105011	3.0	0.2	0.0	-0.1	-0.2	-0.2
Other packaged milk products.....	02	3105012	2.2	-0.7	-0.6	2.4	2.1	-0.5
Bulk fluid milk and cream.....	02	3106	3.6	1.2	2.5	4.1	8.1	3.1
Bulk fluid milk and cream.....	02	310601	3.6	1.2	2.5	4.1	8.1	3.1
Butter.....	02	32	-3.1	3.1	8.8	0.7	24.1	-16.6
Butter.....	02	3201	-3.1	3.1	8.8	0.7	24.1	-16.6
Butter.....	02	320114	-3.1	3.1	8.8	0.7	24.1	-16.6
Natural, processed, and imitation cheese.....	02	33	-7.1	-2.7	6.7	1.3	-1.8	-0.5
Natural cheese, except cottage cheese.....	02	3302	-6.7	-2.2	6.5	1.3	-1.7	-0.8
Natural cheese, except cottage cheese.....	02	330212	-6.7	-2.2	6.5	1.3	-1.7	-0.8
Natural cheese, except lowfat, shipped in consumer packages or containers (3 lbs or less).....	02	3302121	-2.3	0.0	-0.6	0.0	0.3	0.0
Natural cheese, except lowfat, shipped in packages or containers (more than 3 lbs) or bulk.....	02	3302122	-10.8	-4.1	13.0	2.3	-3.6	-1.7
Lowfat natural cheese, except cottage cheese, shipped in consumer packages (3 lbs. or less).....	02	3302123	0.6	0.2	0.2	0.4	-0.1	0.0
Lowfat natural cheese, except cottage cheese, shipped in packages (more than 3 lbs.) or in bulk.....	02	3302124	-11.9	-6.2	20.8	3.5	-4.3	-1.9
Processed cheese and related products.....	02	3303	-8.2	-5.2	8.5	1.2	-2.3	0.7
Process cheese and related products.....	02	330312	-8.2	-5.2	8.5	1.2	-2.3	0.7
Process cheese, shipped in consumer packages or containers (3 lbs. or less).....	02	3303121	-7.1	-4.1	7.6	0.8	-4.0	0.8
All other process cheese and related products.....	02	3303122	-9.2	-6.2	9.2	1.6	-0.8	0.6
Process cheese shipped in packages or containers (more than 3 lbs.) or in bulk.....	02	33031221	-9.1	-4.4	-0.8	1.2	10.5	-0.9
Cheese food, spread, and other related products.....	02	33031225	-9.4	-8.0	19.2	1.9	-10.2	2.2
Cheese substitutes and imitations.....	02	3304	-	0.0	0.0	0.0	0.0	-
Cheese substitutes and imitations.....	02	330401	-	0.0	0.0	0.0	0.0	-
Raw liquid whey.....	02	3307	-20.5	-3.9	-0.7	1.3	4.5	4.0
Raw liquid whey.....	02	330701	-20.5	-3.9	-0.7	1.3	4.5	4.0
Ice cream and frozen desserts.....	02	34	1.4	0.1	0.0	0.1	0.2	0.0
Ice cream and frozen desserts.....	02	3402	1.4	0.1	0.0	0.1	0.2	0.0
Ice cream and frozen desserts.....	02	340201	1.4	0.1	0.0	0.1	0.2	0.0
Ice cream, excl. lowfat and nonfat (incl. custards), shipped in bulk (containers 3 gal or more).....	02	3402011	0.9	-0.1	-0.1	0.2	1.3	0.0
Ice cream, incl. custards (excl. lowfat and nonfat) shipped in sizes less than 3 gallons.....	02	3402012	1.2	0.1	0.2	0.0	0.1	0.1
Ice cream, including custards (excluding lowfat and nonfat), novelty forms.....	02	3402013	1.1	0.0	0.0	0.1	0.3	0.0
Ice cream, including custards, lowfat and nonfat.....	02	3402014	1.3	0.0	0.0	0.0	0.0	0.0
Frozen desserts containing fats other than butterfat (incl. soy, rice, almond, oats, etc.).....	02	3402016	-	0.0	0.1	-0.2	0.1	0.0
Other frozen desserts (yogurt, sherbet, water ices, mellorine, frozen pudding, gelato, etc.).....	02	3402019	3.3	0.5	-0.4	0.2	0.2	0.0
Dry, condensed, and evaporated milk products.....	02	35	-19.3	-2.9	-3.5	0.4	-0.3	4.1
Dry milk products, including feed grade.....	02	3502	-24.1	-4.0	-5.1	0.3	-0.7	5.7
Dry milk products, including feed grade.....	02	350201	-24.1	-4.0	-5.1	0.3	-0.7	5.7
Liquid milk products.....	02	3503	-10.6	-0.5	0.3	-0.3	0.5	0.2
Consumer-type canned milk products.....	02	350301	1.4	0.0	0.0	0.3	0.1	0.7
Bulk liquid milk products, including feed grade.....	02	350303	-32.6	-1.8	1.1	-1.6	1.4	-1.0
Ice cream mixes and related products.....	02	3505	0.3	0.2	0.0	2.2	0.6	2.0
Ice cream mixes and related products.....	02	350502	0.3	0.2	0.0	2.2	0.6	2.0
Processed fruits and vegetables.....	02	4	9.6	0.5	0.4	2.0	0.7	0.0
Canned fruits and juices.....	02	41	10.4	0.9	0.1	1.2	0.7	0.9
Canned fruits, excluding baby foods.....	02	4101	4.8	2.1	0.0	0.3	0.1	-0.1
Canned fruits, excluding baby foods.....	02	410105	4.8	2.1	0.0	0.3	0.1	-0.1
Canned and fresh fruit juices, nectars, and concentrates.....	02	4102	13.9	0.1	0.2	1.8	1.1	1.6
Canned and fresh fruit juices, nectars, and concentrates.....	02	410239	13.9	0.1	0.2	1.8	1.1	1.6
Frozen fruits, juices and ades.....	02	42	18.3	-0.7	1.0	6.8	5.0	1.8
Frozen fruits.....	02	4202	-10.6	-1.3	2.2	0.2	-3.0	0.0

See footnotes at end of table.

Table 7. Producer price index percentage changes for commodity and service groupings and individual items, not seasonally adjusted — Continued
 [November 2023]

Title	Commodity code		Unadjusted 12-month percent change ¹ Nov. 2022 to Nov. 2023 ^P	Unadjusted 1-month percent change ¹				
	Group code	Item code		June to July	July to Aug. ^P	Aug. to Sept. ^P	Sept. to Oct. ^P	Oct. to Nov. ^P
Frozen fruits.....	02	420209	-10.6	-1.3	2.2	0.2	-3.0	0.0
Canned vegetables and juices.....	02	44	6.1	0.8	0.5	1.4	0.2	0.2
Canned vegetables and juices.....	02	4401	6.1	0.8	0.5	1.4	0.2	0.2
Canned vegetables.....	02	440102	2.9	1.3	0.2	0.3	-0.7	0.3
Canned catsup and other tomato based sauces.....	02	440127	9.3	0.4	0.8	2.3	0.9	0.0
Frozen vegetables.....	02	45	12.3	0.2	0.6	3.1	0.0	-0.7
Frozen potato products (French-fried, patties, puffs, etc.).....	02	4502	22.4	0.4	0.7	5.4	0.0	-0.8
Frozen potato products (French-fried, patties, puffs, etc.).....	02	450202	22.4	0.4	0.7	5.4	0.0	-0.8
Frozen vegetables, other than potato products.....	02	4505	-0.3	-0.1	0.6	-0.1	0.0	-0.6
Frozen vegetables, other than potato products.....	02	450509	-0.3	-0.1	0.6	-0.1	0.0	-0.6
Dried and dehydrated food.....	02	48	7.7	0.2	0.1	0.0	0.9	-1.4
Dried and dehydrated food.....	02	4801	7.7	0.2	0.1	0.0	0.9	-1.4
Dried and dehydrated food.....	02	480101	7.7	0.2	0.1	0.0	0.9	-1.4
Soup mixes (including dried/dehydrated/freeze-dried) and bouillon.....	02	48010101	-0.1	-0.6	-4.6	0.0	0.0	0.0
Dried and dehydrated fruits and vegetables, including freeze-dried.....	02	48010102	8.6	0.4	1.9	0.0	0.1	-0.7
Sugar and confectionery.....	02	5	5.7	0.7	0.2	-1.1	0.1	0.5
Raw cane sugar and sugarcane mill products and byproducts.....	02	52	14.4	-1.8	0.6	-0.3	4.1	-0.7
Raw cane sugar and sugarcane mill products and byproducts.....	02	5201	14.4	-1.8	0.6	-0.3	4.1	-0.7
Raw cane sugar and sugarcane mill products and byproducts.....	02	520106	14.4	-1.8	0.6	-0.3	4.1	-0.7
Refined sugar products and byproducts.....	02	53	10.2	0.8	1.1	-2.3	0.9	3.3
Refined sugar products and byproducts.....	02	5307	10.2	0.8	1.1	-2.3	0.9	3.3
Refined granulated cane sugar and byproducts.....	02	530701	7.9	1.5	0.2	1.1	0.0	0.6
Beet sugar.....	02	530702	12.7	0.1	2.0	-5.7	1.9	6.2
Confectionery materials.....	02	54	16.2	1.1	1.5	-2.0	-0.6	-2.3
Confectionery materials.....	02	5401	16.2	1.1	1.5	-2.0	-0.6	-2.3
Corn sweeteners, made by wet milling.....	02	540107	15.1	0.5	0.9	-4.0	-0.1	-5.6
Chocolate coatings, made from cacao beans.....	02	540108	13.3	1.4	2.2	1.2	-0.6	2.5
Other chocolate and cocoa products, made from cacao beans.....	02	540109	19.6	2.2	2.7	1.6	-1.7	3.6
Confectionery end products.....	02	55	1.3	0.7	-0.5	-0.6	-0.1	0.7
Candy and nuts.....	02	5503	1.1	0.8	-0.6	-0.6	-0.2	0.7
Chocolate and chocolate-type confectionery products.....	02	550301	2.9	-0.3	0.1	0.4	-0.5	1.5
Chocolate/chocolate-type confectionery prods, cacao beans.....	02	5503011	7.4	0.0	0.0	0.1	0.0	0.0
Chocolate/confectionery products, made from purchased chocolate, not retailed.....	02	5503014	2.0	-0.4	0.2	0.5	-0.6	1.8
Nonchocolate-type confectioneries.....	02	550302	4.6	0.0	0.4	0.5	0.0	0.5
Nuts and seeds (salted, roasted, cooked or blanched).....	02	550304	-4.0	2.9	-2.2	-2.8	0.1	0.0
Nuts (salted, roasted, cooked, or blanched), sold in bulk.....	02	5503041	-5.4	3.1	-2.4	-3.3	0.2	0.0
Canned nuts (salted, roasted, cooked, or blanched).....	02	5503042	-1.6	3.9	-3.4	4.1	-1.3	1.1
All other packaged nuts, including all types of seeds (salted, roasted, cooked, or blanched).....	02	5503043	-1.5	-1.4	1.6	0.4	-0.2	0.1
Other confectionery-type products.....	02	550305	4.8	0.0	0.0	0.0	0.0	0.0
Beverages and beverage materials.....	02	6	3.5	-0.7	1.0	-0.2	0.2	-0.3
Alcoholic beverages.....	02	61	1.4	-0.2	0.1	0.3	0.2	0.1
Malt beverages.....	02	6101	1.2	-0.1	0.0	0.4	0.6	0.0
Bottled beer and ale.....	02	610101	1.4	-0.3	-0.1	0.0	1.4	0.0
Canned beer and ale.....	02	610103	0.4	0.0	-0.1	0.1	0.0	0.0
Beer and ale in barrels and kegs.....	02	610105	2.2	0.0	0.0	1.0	0.8	0.0
All other malt beverages and brewing products.....	02	610108	0.0	-0.2	0.3	-0.8	0.1	0.4
Distilled and bottled liquor, excluding brandy.....	02	6102	0.3	-0.4	0.0	-0.3	-0.1	0.0
Distilled liquor, excluding brandy.....	02	610202	-0.6	-0.9	0.0	-0.7	0.0	0.0
Distilled whiskey, all other distilled liquor, excluding brandy.....	02	6102022	-4.3	-0.9	0.0	-0.7	0.0	0.0
Bottled liquor, excluding brandy.....	02	610204	1.0	0.0	0.0	0.0	-0.2	0.0
Bottled whiskey.....	02	6102041	0.7	0.0	0.0	0.0	0.0	0.0
Bottled gin, vodka, rum, cordials, cocktails, and similar compounds.....	02	6102042	1.8	0.0	0.0	0.0	-0.5	0.0
Wines, brandy, and brandy spirits.....	02	6104	2.3	-0.2	0.3	0.5	0.0	0.2
Wines, brandy, and brandy spirits.....	02	610441	2.3	-0.2	0.3	0.5	0.0	0.2
Wines, white, red & rose grape, and other fruit, 14 percent or less alcohol.....	02	6104411	2.1	-0.3	0.2	0.6	-0.1	0.3
Wines, white grape, 14 percent or less alcohol content.....	02	61044111	2.9	0.0	0.0	1.2	0.3	0.0
Wines, red grape, 14 percent or less alcohol content.....	02	61044112	1.6	-0.5	0.4	0.0	-0.6	0.6
Wines, rose grape & other fruits & berries, 14 percent or less alcohol.....	02	61044113	-0.6	0.0	0.0	0.0	0.0	-0.9
Wines, dessert, effervescent, and wine coolers.....	02	6104412	8.8	0.0	1.9	-0.2	4.2	0.0

See footnotes at end of table.

Table 7. Producer price index percentage changes for commodity and service groupings and individual items, not seasonally adjusted — Continued
 [November 2023]

Title	Commodity code		Unadjusted 12-month percent change ¹ Nov. 2022 to Nov. 2023 ^P	Unadjusted 1-month percent change ¹				
	Group code	Item code		June to July	July to Aug. ^P	Aug. to Sept. ^P	Sept. to Oct. ^P	Oct. to Nov. ^P
Other wines, brandy, and brandy spirits.....	02	6104413	0.9	0.2	0.0	0.0	-0.8	-0.4
Soft drinks.....	02	62	4.5	-1.8	0.9	-0.8	0.3	-0.8
Soft drinks, non-carbonated and bottled water.....	02	6206	3.9	-3.8	1.6	-0.9	0.3	-0.7
Bottled water, non-carb, processed or pasteurized.....	02	620608	4.9	-0.5	2.7	-0.4	-1.8	1.3
Soft drinks, non-carbonated.....	02	620609	3.7	-5.5	1.0	-1.2	1.4	-1.7
Soft drinks, non-carbonated, all other types.....	02	6206093	5.0	-0.2	-0.1	0.6	0.4	-0.8
Soft drinks, non-carbonated, fruit drinks, cocktails, ades.....	02	6206094	1.1	-8.1	1.7	-2.1	2.0	-2.2
Soft drinks, bottle/can, carbonated, all types.....	02	6210	5.0	-0.2	0.4	-0.7	0.3	-0.9
Soft drinks, bottle/can, carbonated, all types.....	02	621001	5.0	-0.2	0.4	-0.7	0.3	-0.9
Packaged beverage materials.....	02	63	7.0	0.3	5.3	0.3	-0.2	0.0
Coffee (whole bean, ground, & instant).....	02	6301	6.4	0.4	5.8	0.3	-0.2	0.0
Coffee, concentrated, including coffee substitutes.....	02	630103	2.9	0.0	2.9	0.0	0.0	0.0
Roasted coffee.....	02	630104	6.5	0.4	5.9	0.3	-0.2	0.0
Tea in consumer packages, exc. canned ice tea.....	02	6303	13.3	0.2	0.8	0.1	-0.3	-0.3
Tea in consumer packages, exc. canned ice tea.....	02	630313	13.3	0.2	0.8	0.1	-0.3	-0.3
Other beverage materials.....	02	64	5.6	1.7	0.0	0.0	0.0	-0.7
Other beverage materials.....	02	6401	5.6	1.7	0.0	0.0	0.0	-0.7
Malt and malt byproducts.....	02	640101	10.2	0.0	0.0	0.0	0.1	0.0
Liquid beverage bases, excluding use by soft drink bottlers.....	02	640109	0.9	0.0	0.0	0.0	0.0	-2.3
Fats and oils.....	02	7	-18.5	3.2	4.9	-0.7	0.3	0.4
Shortening, cooking oil, and margarine.....	02	78	-9.9	7.4	-0.1	-3.7	-2.0	3.1
Shortening, cooking oil, and margarine.....	02	7801	-9.9	7.4	-0.1	-3.7	-2.0	3.1
Margarine, butter blends, and butter substitutes.....	02	780109	-	-0.7	-4.0	-1.0	-	-
Shortening and cooking oils.....	02	780115	-10.5	9.5	0.8	-4.4	-2.5	3.8
Other oilseed processing.....	02	7A	-23.7	-0.5	4.3	0.0	3.7	0.0
Other oilseed processing.....	02	7A01	-23.7	-0.5	4.3	0.0	3.7	0.0
Cotton linters.....	02	7A0104	-51.2	-1.3	-12.7	-35.4	-1.9	0.0
Cottonseed cake, meal, hulls, and other byproducts.....	02	7A0105	-17.9	0.3	-2.0	-1.3	-0.3	1.0
Cottonseed cake and meal.....	02	7A01051	-19.7	0.4	-2.6	-6.5	-0.5	2.9
Other crude and refined vegetable oils and other vegetable mill products.....	02	7A0106	-1.3	-0.4	0.8	0.4	0.0	0.0
Other crude vegetable oils, including linseed, peanut, sunflower, safflower, etc.....	02	7A01061	-1.5	-0.2	0.9	0.1	0.0	0.0
Other vegetable oil mill products, including all oil seed cake and meal.....	02	7A01063	-1.3	-0.7	0.7	0.6	0.0	0.1
Corn oil, crude and refined.....	02	7B	-22.8	-	-	8.4	-2.3	-7.3
Corn oil, made by wet milling.....	02	7B01	-22.8	-	-	8.4	-2.3	-7.3
Corn oil, made by wet milling.....	02	7B0101	-22.8	-	-	8.4	-2.3	-7.3
Miscellaneous processed foods.....	02	8	-1.2	-0.3	0.9	0.0	-0.4	0.2
Canned jams, jellies, and preserves.....	02	81	1.9	0.1	0.1	0.1	-0.2	0.0
Canned jams, jellies, and preserves.....	02	8101	1.9	0.1	0.1	0.1	-0.2	0.0
Canned jams, jellies, and preserves.....	02	810102	1.9	0.1	0.1	0.1	-0.2	0.0
Pickles and other pickled products, including horseradish.....	02	82	-1.4	0.0	0.6	0.0	-1.2	0.0
Pickles and other pickled products.....	02	8201	-1.4	0.0	0.6	0.0	-1.2	0.0
Pickles and other pickled products, including horseradish.....	02	820106	-1.4	0.0	0.6	0.0	-1.2	0.0
Specialty canning.....	02	84	7.8	-4.2	9.8	0.0	0.0	-0.1
Specialty canning.....	02	8401	7.8	-4.2	9.8	0.0	0.0	-0.1
Canned dry beans.....	02	840102	10.7	0.0	0.0	0.2	0.0	0.1
Canned soups and stews, excluding frozen and seafood.....	02	840104	0.2	0.0	-0.1	0.0	0.0	-0.2
Canned baby foods and other canned specialties/nationality foods.....	02	840105	27.0	-17.5	47.6	0.0	0.0	0.0
Frozen specialty food.....	02	85	3.3	-0.1	0.1	-0.2	0.0	0.2
Frozen specialty food.....	02	8501	3.3	-0.1	0.1	-0.2	0.0	0.2
Frozen cakes, pies, and other pastries.....	02	850109	6.7	-0.2	0.5	-0.2	0.0	0.1
Frozen dinners (beef, pork, and poultry pies) and nationality foods, incl. frozen pizza.....	02	850111	2.1	0.0	0.0	-0.1	0.0	0.0
Other frozen specialties, incl. all whipped topping, waffles, soups, etc., excluding seafood.....	02	850113	2.9	-0.5	0.2	-0.7	0.0	0.8
Prepared sauces, except tomato.....	02	86	12.3	7.1	0.0	0.0	0.0	1.3
Prepared sauces, excluding tomato-based sauces and sauces comprised of 20 percent or more meat.....	02	8601	12.3	7.1	0.0	0.0	0.0	1.3
Prepared sauces, excluding tomato-based sauces and sauces comprised of 20 percent or more meat.....	02	860103	12.3	7.1	0.0	0.0	0.0	1.3

See footnotes at end of table.

Table 7. Producer price index percentage changes for commodity and service groupings and individual items, not seasonally adjusted — Continued
 [November 2023]

Title	Commodity code		Unadjusted 12-month percent change ¹	Unadjusted 1-month percent change ¹				
	Group code	Item code		Nov. 2022 to Nov. 2023 ^P	June to July	July to Aug. ^P	Aug. to Sept. ^P	Sept. to Oct. ^P
Other miscellaneous processed foods.....	02	89	2.1	-0.5	0.4	0.2	-0.3	0.1
Other miscellaneous processed foods.....	02	8901	2.1	-0.5	0.4	0.2	-0.3	0.1
Mayonnaise, salad dressings, and sandwich spreads.....	02	890102	1.2	0.7	0.0	-0.2	0.0	0.6
Dry mix food preparations.....	02	890148	3.3	0.0	0.7	0.5	0.0	0.0
Perishable non-frozen prepared food, including tortillas.....	02	890149	-8.8	-2.1	0.7	1.1	-1.6	0.3
Perishable prepared foods.....	02	8901492	-11.5	-2.7	0.7	1.0	-2.2	0.4
Flavoring extracts, emulsions, liquid flavors, and food colorings.....	02	890151	1.9	0.0	0.0	0.0	0.0	0.0
Other flavoring agents, except chocolate syrup.....	02	890154	4.5	0.1	0.2	-1.3	0.0	0.0
Soft drink flavoring syrup, sold in bulk.....	02	89015411	7.8	0.0	0.0	0.0	0.0	0.0
Other flavoring agents (except chocolate syrups).....	02	89015412	2.5	0.0	0.0	0.0	0.0	0.0
Table salt (evaporated), pepper (white and black), and other spices.....	02	890156	0.3	-0.1	-0.2	-0.3	0.2	-0.1
Pepper and other spices in commercial sizes (1 lb or more).....	02	8901566	-	-0.2	0.0	-1.3	0.8	-
Peanut butter.....	02	890158	6.2	-2.0	0.4	1.8	0.2	-0.3
Ice.....	02	890161	11.0	-3.4	0.0	0.2	5.5	0.0
Dairy product alternatives, including plant-based.....	02	890162	6.6	0.0	0.0	0.0	0.3	0.0
Dry, condensed, and evaporated dairy product alternatives, including plant-based.....	02	8901621	-	0.0	0.0	0.0	0.6	0.0
Liquid dairy product alternatives, including plant-based.....	02	8901622	8.4	0.0	0.0	0.0	0.0	0.1
Perishable beverage dairy milk alternatives, including plant-based.....	02	89016221	-	-	-	-	0.0	0.0
All other liquid dairy product alternatives, including plant-based.....	02	89016222	-	-	-	-	0.0	0.5
Chips (potato, corn, etc.).....	02	890172	10.3	-0.1	0.4	0.0	-0.1	0.0
Potato chips and sticks, plain and flavored.....	02	8901721	13.4	-0.1	0.0	0.0	-0.1	0.0
Corn chips and related products.....	02	8901722	5.4	0.0	1.3	0.0	-0.3	0.0
Other chips, sticks (hard pretzels, bacon rinds, popcorn (except candied), etc.).....	02	8901723	12.2	0.0	0.0	0.1	0.0	0.0
Vinegar and cider.....	02	890174	4.5	0.0	0.0	0.0	0.0	0.0
Other food preparations.....	02	890175	-	0.8	-0.1	-0.1	0.0	0.0
Prepared animal feeds.....	02	9	-5.7	0.8	-0.1	-0.5	-2.1	-0.1
Soybean cake, meal, and other byproducts.....	02	92	-0.8	2.7	0.5	-2.4	-2.8	3.7
Soybean cake, meal, and byproducts.....	02	9201	-0.8	2.7	0.5	-2.4	-2.8	3.7
Soybean cake, meal, and byproducts.....	02	920112	-0.8	2.7	0.5	-2.4	-2.8	3.7
Soybean cake and meal.....	02	9201121	3.3	0.5	1.5	-2.5	-1.9	4.5
Other soybean products, including isolates and concentrates.....	02	9201122	-27.6	21.2	-6.6	-1.3	-9.2	-2.0
Formula feeds.....	02	93	-10.5	-0.8	-1.6	-1.3	-1.7	0.2
Formula feeds.....	02	9301	-10.5	-0.8	-1.6	-1.3	-1.7	0.2
Chicken and turkey feed, supplements, concentrates, and premixes.....	02	930102	-11.8	-0.7	-2.9	-1.9	-3.5	0.8
Dairy cattle feed, supplements, concentrates, and premixes.....	02	930110	-14.8	-2.5	-0.9	-1.6	-0.3	1.2
Swine feed, supplements, concentrates, and premixes.....	02	930115	-6.6	0.0	-0.5	-0.1	-0.4	-2.4
Beef cattle feed, supplements, concentrates, and premixes.....	02	930117	-12.5	-0.1	-1.2	-1.4	-1.6	-0.2
Poultry, exc. chicken and turkey, and livestock, exc. cattle and swine, feed.....	02	930118	-1.8	0.0	-0.1	0.0	0.0	0.4
Miscellaneous feedstuffs.....	02	94	-4.1	1.2	0.7	0.4	-2.1	-1.3
Pet food.....	02	9402	6.0	0.0	0.0	0.0	0.0	0.0
Dog and cat food.....	02	940202	6.6	0.0	0.0	0.0	0.0	0.0
Dog food.....	02	9402021	5.4	0.0	0.0	0.0	0.0	0.0
Canned dog food.....	02	94020211	14.3	0.0	0.0	0.0	0.0	0.0
Dry and semi moist dog food.....	02	94020214	3.5	0.0	0.0	0.0	0.0	0.0
Cat food.....	02	9402022	9.6	0.0	0.2	0.0	0.0	0.0
Canned cat food.....	02	94020224	5.6	0.0	0.0	0.0	0.0	0.0
Dry and semi moist cat food.....	02	94020225	10.6	0.0	0.2	0.0	0.0	0.0
Pet (excluding dog and cat), laboratory, and fur animal feed.....	02	940203	-3.0	-0.7	0.0	-0.3	-0.5	-0.5
Miscellaneous feedstuffs other than pet food.....	02	9403	-13.7	2.6	1.4	0.8	-4.2	-2.7
Meat meal and meat and bone meal.....	02	940301	-2.6	-1.8	4.2	2.4	-3.0	-11.2
Wet process corn byproducts.....	02	940317	-15.1	-3.7	-3.2	0.6	-11.7	3.8
Other animal feeds, including fertilizer byproducts and feather.....	02	940325	-4.6	-1.6	-0.1	-0.1	-1.1	-2.0
Animal and marine feed and fertilizer byproducts, except meat and bone meal.....	02	9403252	7.8	-0.9	2.3	2.3	0.3	-3.7
Other prepared animal feeds, including feeding materials and adjuncts.....	02	9403253	-12.8	-2.1	-1.8	-1.9	-2.2	-0.7
Miscellaneous byproducts of slaughtering plants.....	02	940333	-20.2	10.1	2.7	1.3	-4.0	-5.2
Distillers' dried grains (dark and light) and dried solubles.....	02	940334	-	-9.0	3.4	-1.9	-0.8	8.8
Textile products and apparel.....	03	-	-1.1	0.2	-0.6	0.9	0.4	-0.1
Synthetic fibers.....	03	1	0.4	1.3	-2.4	2.4	2.3	-0.6
Unprocessed filament yarns.....	03	15	0.4	1.3	-2.4	2.4	2.3	-0.6
Noncellulosic and cellulosic organic fibers.....	03	1504	0.4	1.3	-2.4	2.4	2.3	-0.6

See footnotes at end of table.

Table 7. Producer price index percentage changes for commodity and service groupings and individual items, not seasonally adjusted — Continued
 [November 2023]

Title	Commodity code		Unadjusted 12-month percent change ¹	Unadjusted 1-month percent change ¹				
	Group code	Item code		Nov. 2022 to Nov. 2023 ^P	June to July	July to Aug. ^P	Aug. to Sept. ^P	Sept. to Oct. ^P
Noncellulosic fibers.....	03	150401	1.3	1.2	-2.4	2.4	3.7	-1.3
Noncellulosic organic fibers.....	03	1504014	-1.9	1.5	-3.1	3.1	4.9	-1.7
Polyester manufactured fibers.....	03	15040147	-10.5	0.8	0.2	0.2	0.9	0.0
Other noncellulosic organic fibers, incl. polyamide, polyolefin, and producer-textured.....	03	15040149	2.4	1.9	-4.8	4.7	6.9	-2.4
Processed yarns and threads.....	03	2	-7.6	0.3	-0.2	0.3	-0.6	0.4
Yarns.....	03	26	-7.8	0.3	-0.2	0.3	-0.6	0.4
Spun cotton yarns.....	03	2601	-11.4	0.0	0.0	0.0	0.1	0.0
Spun cotton yarns.....	03	260115	-11.4	0.0	0.0	0.0	0.1	0.0
Spun synthetic yarns.....	03	2603	-9.6	0.0	0.0	0.0	-0.7	0.0
Spun synthetic yarns.....	03	260304	-9.6	0.0	0.0	0.0	-0.7	0.0
Textured and twisted yarns.....	03	2604	-4.2	0.6	-0.6	0.6	-1.1	0.9
Textured and twisted yarns.....	03	260405	-4.2	0.6	-0.6	0.6	-1.1	0.9
Other spun noncellulosic and natural fiber (excluding cotton and wool) yarns.....	03	2607	-8.0	-0.2	1.4	0.0	-0.1	0.0
Other spun noncellulosic and natural fiber (excluding cotton and wool) yarns.....	03	260701	-8.0	-0.2	1.4	0.0	-0.1	0.0
Greige fabrics.....	03	3	-1.1	-0.7	0.1	0.1	0.0	-0.6
Greige broadwoven fabrics.....	03	37	2.8	-0.5	0.0	0.1	0.4	-0.2
Greige manmade, silk, and other natural fiber (exc cotton/wool) broadwoven fabrics.....	03	3703	0.5	-0.1	-0.1	0.1	0.3	-0.4
Greige manmade, silk, and other natural fiber (exc cotton/wool) broadwoven fabrics.....	03	370304	0.5	-0.1	-0.1	0.1	0.3	-0.4
Greige knit fabrics.....	03	38	-1.8	-0.6	0.0	0.0	0.0	-1.0
Weft (circular) knit fabrics, greige goods (excluding hosiery).....	03	3803	-3.4	-1.3	0.0	0.0	0.0	-1.5
Weft (circular) knit fabrics, greige goods (excluding hosiery).....	03	380301	-3.4	-1.3	0.0	0.0	0.0	-1.5
Warp knit fabrics, greige goods (excluding hosiery).....	03	3804	-0.5	0.0	0.0	0.0	0.0	-0.7
Warp knit fabrics, greige goods (excluding hosiery).....	03	380401	-0.5	0.0	0.0	0.0	0.0	-0.7
Tire cord and tire fabric.....	03	39	-11.8	-1.4	0.7	0.0	-1.2	-1.7
Tire cord and tire fabrics.....	03	3901	-11.8	-1.4	0.7	0.0	-1.2	-1.7
Tire cord and tire fabrics.....	03	390101	-11.8	-1.4	0.7	0.0	-1.2	-1.7
Finished fabrics.....	03	4	-1.6	-0.2	-0.1	0.0	-0.1	-0.1
Finished broadwoven fabrics.....	03	42	-10.9	-1.1	-0.1	-0.9	-0.1	-0.4
Finished cotton broadwoven fabrics.....	03	4201	-5.9	-0.3	-0.1	0.2	-0.3	0.3
Finished cotton broadwoven fabrics.....	03	420104	-5.9	-0.3	-0.1	0.2	-0.3	0.3
Finished manmade, silk, and other natural fiber (exc. cotton and wool) broadwoven fabrics.....	03	4203	-13.1	-1.6	-0.1	-1.4	0.1	-0.8
Finished manmade, silk, and other natural fiber (exc. cotton and wool) broadwoven fabrics.....	03	420306	-13.1	-1.6	-0.1	-1.4	0.1	-0.8
Finished manmade, silk, & natural fiber (exc cotton/wool) broadwoven, finished in weaving mills.....	03	4203061	0.8	-0.2	0.1	-0.1	0.2	0.0
Finished manmade fiber, silk and other natural fiber broadwoven fabrics, finishing mill.....	03	4203062	-20.2	-2.5	-0.2	-2.2	0.0	-1.3
Woven and braided narrow fabrics.....	03	44	1.7	-0.3	1.0	0.1	0.1	-0.2
Woven and braided narrow fabrics.....	03	4402	1.7	-0.3	1.0	0.1	0.1	-0.2
Woven narrow fabrics (12 inches or less in width).....	03	440204	2.6	-0.4	1.1	0.2	0.2	0.0
Braided narrow fabrics (12 inches or less in width).....	03	440205	-1.5	0.0	0.0	0.0	-0.2	-1.1
Nonwoven fabrics and felts.....	03	45	-2.2	-0.1	-0.7	0.0	-0.1	0.0
Nonwoven fabrics and felts.....	03	4503	-2.2	-0.1	-0.7	0.0	-0.1	0.0
Nonwoven fabrics.....	03	450321	-2.0	-0.1	-0.7	0.0	-0.2	0.1
Pressed, punched, or needled felts, excluding hats.....	03	450333	-5.5	-0.8	0.3	-0.3	0.7	-0.6
Coated fabrics, not rubberized.....	03	46	2.9	-0.1	0.2	0.7	-0.6	0.3
Coated fabrics, not rubberized.....	03	4601	2.9	-0.1	0.2	0.7	-0.6	0.3
Vinyl coated fabrics, including expanded vinyl coated.....	03	460102	0.5	0.0	0.7	1.4	-2.3	1.3
Coated or laminated fabrics and coated yarns, incl. impregnated fabrics.....	03	460103	3.8	-0.1	0.1	0.5	0.0	0.0
Screen printed textile materials, embroideries, and lace goods.....	03	47	1.1	0.2	0.0	0.2	0.0	-0.2
Screen printed textile and apparel materials and embroideries.....	03	4701	1.1	0.2	0.0	0.2	0.0	-0.2
Embroideries (excluding Schiffli machine products) and embroidery contractors.....	03	470103	2.3	1.6	0.4	-1.5	0.1	0.0
Screen printing on garments, apparel accessories, and other fabric articles, excluding labels.....	03	470108	0.7	-0.1	0.0	0.6	0.0	-0.2
Knit fabrics, finished in knitting mills.....	03	48	2.2	0.0	-0.1	0.4	0.0	-0.4

See footnotes at end of table.

Table 7. Producer price index percentage changes for commodity and service groupings and individual items, not seasonally adjusted — Continued
[November 2023]

Title	Commodity code		Unadjusted 12-month percent change ¹ Nov. 2022 to Nov. 2023 ^P	Unadjusted 1-month percent change ¹				
	Group code	Item code		June to July	July to Aug. ^P	Aug. to Sept. ^P	Sept. to Oct. ^P	Oct. to Nov. ^P
Weft (circular) knit fabrics, knit and finished in the same establishment (excluding hosiery).....	03	4801	-0.3	0.0	0.0	0.2	0.0	-0.6
Weft (circular) knit fabrics, knit and finished in the same establishment (excluding hosiery).....	03	480101	-0.3	0.0	0.0	0.2	0.0	-0.6
Warp knit goods, knit and finished in the same establishment.....	03	4802	5.2	0.0	-0.2	0.7	-0.1	-0.1
Warp knit goods, knit and finished in the same establishment.....	03	480201	5.2	0.0	-0.2	0.7	-0.1	-0.1
Warp knit fabrics, knit and finished in same establishment.....	03	4802011	5.4	0.0	-0.2	0.7	-0.1	-0.1
Apparel & other fabricated textile prods.....	03	8	2.7	0.2	-0.5	1.3	0.3	0.1
Apparel.....	03	81	0.8	0.0	0.0	0.3	-0.4	0.0
Miscellaneous apparel and accessories.....	03	8104	3.7	0.0	0.1	1.2	0.0	0.0
Men's and boys' fabric, straw, and felt hats, made from purchased materials.....	03	810414	6.3	0.0	0.0	6.3	0.0	0.0
Hat bodies and fabric caps, made from purchased materials.....	03	810416	4.7	0.0	0.0	0.0	0.0	0.0
Gloves and mittens, made from purchased materials.....	03	810424	3.8	0.0	0.0	0.0	0.0	0.0
Leather and sheep-lined apparel, made from purchased materials.....	03	810428	3.1	-0.5	0.0	1.7	0.0	0.0
Apparel and accessories, n.e.c.....	03	810441	3.0	0.0	0.0	0.1	0.0	0.0
All other cut and sew apparel, made from purchased materials.....	03	81044118	-	0.0	0.0	0.2	0.0	0.0
Fabricated apparel accessories.....	03	8104412	2.1	0.0	0.0	0.0	0.0	0.0
All other apparel accessories, made from purchased materials.....	03	81044125	2.6	0.0	0.0	0.0	0.0	0.0
Women's, girls', and infants' cut and sew apparel.....	03	8106	-2.2	0.1	0.0	0.0	-1.0	0.0
Women's and girls' blouses and shirts, made from purchased fabrics.....	03	810603	-	0.1	0.0	0.0	-3.4	0.0
Women's and girls' dresses, made from purchased fabrics.....	03	810611	-4.0	0.2	0.0	0.0	0.0	0.0
Women's and girls' lingerie and nightwear, made from purchased fabrics.....	03	810647	-	0.0	0.0	0.0	0.0	0.0
Women's and girls' other outerwear, made from purchased fabrics.....	03	810661	-	0.0	0.0	0.1	0.0	0.0
Men's and boys' cut and sew apparel.....	03	8107	1.7	-0.5	0.1	0.0	-0.1	0.0
Men's and boys' pants, except work pants, made from purchased fabrics.....	03	810703	-	-7.1	0.0	0.0	0.0	-
Men's and boys' work clothing, made from purchased fabrics.....	03	810713	-	-0.1	0.0	0.0	0.0	0.0
Men's and boys' shirts, except work shirts, made from purchased fabrics.....	03	810723	-	0.0	0.4	0.0	0.2	0.0
Men's and boys' suits, coats, and overcoats, made from purchased fabrics.....	03	810735	5.7	0.0	0.0	0.0	1.4	0.0
Men's and boys' other outerwear, made from purchased fabrics.....	03	810744	-	0.2	0.0	0.1	-6.3	0.0
Men's and boys' nightwear, robes, and underwear, made from purchased fabrics.....	03	810761	0.3	0.0	0.0	0.0	0.3	0.0
Apparel made in knitting mills.....	03	8108	1.5	0.6	0.0	0.0	0.0	-0.1
Knit outerwear, underwear, and nightwear, made in knitting mills.....	03	810808	-	0.0	0.0	0.0	0.0	-
Hosiery and socks.....	03	810831	0.6	0.9	0.0	0.0	0.0	-0.1
Textile house furnishings.....	03	82	-0.1	0.1	-0.4	0.0	0.0	0.0
Textile house furnishings.....	03	8203	-0.1	0.1	-0.4	0.0	0.0	0.0
Curtains and draperies, made from purchased materials.....	03	820304	0.8	0.8	0.0	0.0	0.0	0.0
Other textiles, including towels and bed textiles.....	03	820312	-0.4	-0.2	-0.5	0.0	0.0	0.1
Fabricated textile products, made in weaving mills.....	03	8203121	-4.5	1.8	-3.7	-0.2	-0.4	0.6
Other household textile products.....	03	8203122	0.0	-0.4	-0.2	0.0	0.0	0.0
Bedspreads, made from purchased materials.....	03	82031221	0.0	0.0	0.0	0.0	0.0	0.0
Sheets and pillowcases, made from purchased materials.....	03	82031223	0.0	0.0	0.0	0.0	0.0	0.0
Other household furnishings, made from purchased materials.....	03	82031226	0.0	-0.4	-0.3	0.0	0.0	0.0
Industrial and other fabricated products.....	03	83	5.3	0.4	-0.9	2.6	1.0	0.2
Industrial and other fabricated products.....	03	8303	5.3	0.4	-0.9	2.6	1.0	0.2
Rope, cordage, and twine.....	03	830321	7.2	0.2	0.3	-0.2	-0.2	1.8
All other textile bags.....	03	830334	-	0.0	0.0	0.0	0.0	-
Canvas and related products.....	03	830345	3.4	0.8	0.0	2.1	0.1	0.0
All other fabricated textile products, excluding trimming and findings.....	03	830351	6.9	0.0	-2.4	4.1	2.5	0.0
All other miscellaneous fabricated textile products.....	03	8303516	4.6	0.0	0.0	0.3	0.2	0.0
Trimming and findings, excluding automobile and apparel.....	03	830361	11.3	0.0	0.0	0.0	0.0	3.3
Miscellaneous textile products/services.....	03	9	-8.7	-0.6	-0.3	0.2	-0.6	0.0
Miscellaneous textile products/services.....	03	94	-8.7	-0.6	-0.3	0.2	-0.6	0.0
Miscellaneous textile products/services.....	03	9401	-8.7	-0.6	-0.3	0.2	-0.6	0.0
Textile and fabric finishing, except broadwoven.....	03	940103	-14.3	-1.8	-0.8	0.0	-3.3	0.0
Hides, skins, leather, and related products.....	04	-	0.9	0.9	0.5	0.1	-1.2	0.3
Hides and skins, incl. cattle.....	04	1	-7.2	-1.8	2.4	0.7	-7.1	1.7
Hides and skins, incl. cattle.....	04	19	-7.3	-1.8	2.4	0.7	-7.1	1.7
Hides, skins, and pelts, made in slaughtering plants.....	04	1901	-7.3	-1.8	2.4	0.7	-7.1	1.7
Hides, skins, and pelts, made in slaughtering plants.....	04	190108	-7.3	-1.8	2.4	0.7	-7.1	1.7

See footnotes at end of table.

Table 7. Producer price index percentage changes for commodity and service groupings and individual items, not seasonally adjusted — Continued
 [November 2023]

Title	Commodity code		Unadjusted 12-month percent change ¹	Unadjusted 1-month percent change ¹				
	Group code	Item code		Nov. 2022 to Nov. 2023 ^P	June to July	July to Aug. ^P	Aug. to Sept. ^P	Sept. to Oct. ^P
Leather.....	04	2	0.3	0.0	0.8	-0.1	0.0	0.1
Finished and unfinished leather.....	04	27	0.3	0.0	0.8	-0.1	0.0	0.1
Finished and unfinished leather.....	04	2701	0.3	0.0	0.8	-0.1	0.0	0.1
Finished and unfinished leather.....	04	270102	0.3	0.0	0.8	-0.1	0.0	0.1
Footwear.....	04	3	1.3	0.1	0.0	0.0	0.0	0.1
Men's nonathletic footwear.....	04	31	1.6	0.1	0.0	0.0	0.0	0.0
Men's footwear (size 6 and larger), excluding athletic.....	04	3105	1.6	0.1	0.0	0.0	0.0	0.0
Men's footwear (size 6 and larger), excluding athletic.....	04	310501	1.6	0.1	0.0	0.0	0.0	0.0
Women's nonathletic footwear.....	04	32	1.2	0.3	0.0	0.0	-0.2	0.6
Women's footwear (size 4 and larger), excluding athletic.....	04	3205	1.2	0.3	0.0	0.0	-0.2	0.6
Women's footwear (size 4 and larger), excluding athletic.....	04	320501	1.2	0.3	0.0	0.0	-0.2	0.6
Other footwear including slippers.....	04	39	0.0	0.0	0.0	0.0	0.0	0.0
Other footwear, excluding rubber and plastic soled footwear.....	04	3901	0.0	0.0	0.0	0.0	0.0	0.0
Other footwear, excluding rubber and plastic soled footwear.....	04	390104	0.0	0.0	0.0	0.0	0.0	0.0
Other leather and related products.....	04	4	5.4	3.5	0.0	0.1	0.1	0.0
Luggage and small leather goods.....	04	41	7.4	6.2	0.0	0.2	0.1	0.0
Luggage and small leather goods.....	04	4101	7.4	6.2	0.0	0.2	0.1	0.0
Luggage (including suitcases, travel bags, backpacks, and other types).....	04	410112	14.0	12.3	0.0	0.3	0.0	0.0
Women's and children's handbags and purses.....	04	410128	0.6	0.0	0.0	0.0	0.2	0.0
Personal leather goods (excluding women's handbags and purses).....	04	410132	2.3	0.0	0.0	0.0	1.1	0.0
Leather and leather-like goods, n.e.c.....	04	45	3.0	0.5	0.0	0.0	0.2	0.0
Leather and leather-like goods, n.e.c.....	04	4501	3.0	0.5	0.0	0.0	0.2	0.0
All other leather goods.....	04	450101	3.3	0.5	0.0	0.0	0.2	0.0
Boot and shoe cut stock and findings.....	04	4501011	2.1	0.0	0.0	0.0	0.0	0.0
All other miscellaneous leather goods.....	04	4501014	3.5	0.6	0.0	0.0	0.2	0.0
Leather belts, made from purchased materials.....	04	450111	0.0	0.0	0.0	0.0	0.0	0.0
Fuels and related products and power.....	05	—	-10.8	2.0	8.1	2.2	-5.6	-2.1
Coal.....	05	1	-9.1	1.1	1.5	-3.4	2.3	-1.5
Coal.....	05	13	-9.1	1.1	1.5	-3.4	2.3	-1.5
Coal.....	05	1301	-9.1	1.1	1.5	-3.4	2.3	-1.5
Unprepared bituminous coal and lignite (utility sold).....	05	130101	-2.6	0.0	1.9	-0.8	0.0	-1.3
Unprepared bituminous coal and lignite from surface mine (utility sold).....	05	1301011	-13.4	0.2	3.8	-2.5	-1.1	-3.1
Unprepared bituminous coal and lignite from underground mine (utility sold).....	05	1301012	—	-0.3	-0.3	1.2	1.2	0.7
Prepared bituminous coal and lignite (utility sold).....	05	130102	-9.6	1.5	1.6	-4.8	3.5	-2.7
Prepared bituminous coal & lignite, from surface mine (utility sold).....	05	1301021	-8.9	-6.5	6.8	-10.9	9.0	-8.4
Prepared bituminous coal & lignite, from underground mine (utility sold).....	05	1301022	-14.1	5.9	-0.9	-1.6	0.9	0.2
Coal exports.....	05	130103	—	-1.0	0.8	-1.7	0.8	0.5
Coal non-utility sold (including anthracite).....	05	130104	6.7	3.1	0.5	3.1	-2.0	6.2
Gas fuels.....	05	3	-33.6	24.2	1.1	1.3	0.5	12.3
Natural gas.....	05	31	-40.3	23.6	-1.1	-2.7	5.8	24.1
Natural gas.....	05	3101	-40.3	23.6	-1.1	-2.7	5.8	24.1
Natural gas.....	05	310105	-40.3	23.6	-1.1	-2.7	5.8	24.1
Natural gas from the wellhead.....	05	3101051	-40.1	24.3	-1.7	-2.5	8.0	23.3
Natural gas from processing facilities.....	05	3101052	-41.7	19.5	2.6	-3.9	-6.2	29.0
Liquefied petroleum gas.....	05	32	-27.3	25.4	4.7	7.5	-6.8	-6.1
Liquefied petroleum gas.....	05	3201	-27.3	25.4	4.7	7.5	-6.8	-6.1
Isopentane and natural gasoline.....	05	320102	-8.2	8.2	11.5	9.7	-8.1	-8.2
Propane.....	05	320104	-30.5	13.1	12.2	9.7	-6.9	-9.1
Butane.....	05	320105	-14.8	23.1	16.7	5.2	-9.8	10.4
Plant condensate, ethane, gas mixtures, and other natural gas liquids.....	05	320108	-32.1	33.7	-0.1	6.8	-6.0	-7.5
Electric power.....	05	4	6.3	0.5	0.2	0.2	-4.6	-0.6
Residential electric power.....	05	41	4.9	0.3	0.2	0.0	-3.0	-0.7
Residential electric power.....	05	4121	4.9	0.3	0.2	0.0	-3.0	-0.7
Residential electric power.....	05	412101	4.9	0.3	0.2	0.0	-3.0	-0.7
Residential electric power, New England.....	05	4121011	4.7	-11.0	0.0	0.2	4.8	0.0
Residential electric power, Middle Atlantic.....	05	4121012	-0.5	0.8	0.2	0.0	-2.0	0.6
Residential electric power, East North Central.....	05	4121013	12.9	0.0	0.1	0.0	-5.1	0.8

See footnotes at end of table.

Table 7. Producer price index percentage changes for commodity and service groupings and individual items, not seasonally adjusted — Continued
 [November 2023]

Title	Commodity code		Unadjusted 12-month percent change ¹	Unadjusted 1-month percent change ¹				
	Group code	Item code		Nov. 2022 to Nov. 2023 ^P	June to July	July to Aug. ^P	Aug. to Sept. ^P	Sept. to Oct. ^P
Residential electric power, West North Central	05	4121014	-2.5	-0.8	1.2	-3.0	-8.5	0.4
Residential electric power, South Atlantic	05	4121015	7.9	0.4	0.9	1.0	-5.3	-0.2
Residential electric power, East South Central	05	4121016	4.1	-0.1	-0.3	-1.5	0.2	-0.5
Residential electric power, West South Central	05	4121017	-3.6	4.2	-0.9	0.4	-1.8	-4.6
Residential electric power, Mountain	05	4121018	3.3	0.8	0.0	-1.6	0.1	-3.3
Residential electric power, Pacific	05	4121019	10.6	1.5	0.0	0.5	-2.9	0.0
Commercial electric power	05	42	6.6	0.6	0.1	0.5	-5.8	-1.0
Commercial electric power	05	4221	6.6	0.6	0.1	0.5	-5.8	-1.0
Commercial electric power	05	422101	6.6	0.6	0.1	0.5	-5.8	-1.0
Commercial electric power, New England	05	4221011	-1.3	-13.7	0.0	0.4	2.1	0.0
Commercial electric power, Middle Atlantic	05	4221012	-6.0	3.5	-1.0	1.8	-9.6	0.1
Commercial electric power, East North Central	05	4221013	14.6	-0.1	0.4	0.0	-6.7	0.6
Commercial electric power, West North Central	05	4221014	-3.9	1.8	3.0	-3.4	-6.8	-0.3
Commercial electric power, South Atlantic	05	4221015	6.2	-1.4	0.6	1.8	-1.5	-1.1
Commercial electric power, East South Central	05	4221016	3.8	2.1	-0.4	-1.1	-1.6	-0.1
Commercial electric power, West South Central	05	4221017	-6.0	3.5	-0.7	1.2	-4.7	-5.1
Commercial electric power, Mountain	05	4221018	8.0	2.2	0.0	-2.9	0.4	-2.1
Commercial electric power, Pacific	05	4221019	27.2	2.1	0.0	0.8	-11.2	-0.5
Industrial electric power	05	43	9.3	1.1	0.6	0.4	-6.3	0.4
Industrial electric power	05	4321	9.3	1.1	0.6	0.4	-6.3	0.4
Industrial electric power	05	432101	9.3	1.1	0.6	0.4	-6.3	0.4
Industrial electric power, New England	05	4321011	-23.5	7.1	-3.0	-6.0	-9.1	6.9
Industrial electric power, Middle Atlantic	05	4321012	-12.7	-0.7	0.8	1.0	4.3	-0.7
Industrial electric power, East North Central	05	4321013	50.8	-0.2	1.5	-0.8	-7.5	3.2
Industrial electric power, West North Central	05	4321014	-3.3	2.2	0.9	-5.6	-6.3	-4.1
Industrial electric power, South Atlantic	05	4321015	5.0	-1.7	0.8	1.8	-0.2	-0.1
Industrial electric power, East South Central	05	4321016	3.1	2.5	0.6	-1.0	-3.2	-0.5
Industrial electric power, West South Central	05	4321017	-8.1	0.3	-0.7	-0.4	-2.1	-4.5
Industrial electric power, Mountain	05	4321018	4.7	6.9	2.4	11.6	-23.2	12.2
Industrial electric power, Pacific	05	4321019	23.4	1.0	0.0	0.4	-8.2	-1.8
Transportation electric power	05	46	7.2	-2.3	0.0	1.6	-5.1	-0.8
Transportation electric power	05	4621	7.2	-2.3	0.0	1.6	-5.1	-0.8
Transportation electric power	05	462111	7.2	-2.3	0.0	1.6	-5.1	-0.8
Utility natural gas	05	5	-9.7	1.4	1.5	-0.8	0.2	4.3
Residential natural gas	05	51	-8.2	0.5	1.0	-0.9	0.1	3.6
Residential natural gas	05	5121	-8.2	0.5	1.0	-0.9	0.1	3.6
Residential natural gas	05	512101	-8.2	0.5	1.0	-0.9	0.1	3.6
Residential natural gas, New England	05	5121011	-11.3	-9.8	-0.4	-0.9	1.2	24.6
Residential natural gas, Middle Atlantic	05	5121012	-4.3	-0.4	1.4	-0.1	-2.0	0.7
Residential natural gas, East North Central	05	5121013	-19.8	1.5	-0.4	-1.9	0.1	3.9
Residential natural gas, West North Central	05	5121014	-11.5	0.4	-1.4	-0.1	0.0	0.5
Residential natural gas, South Atlantic	05	5121015	-6.5	2.7	-0.6	-0.3	1.8	2.2
Residential natural gas, East South Central	05	5121016	-19.4	4.2	-0.5	-11.6	1.0	5.8
Residential natural gas, West South Central	05	5121017	-10.2	2.9	0.9	0.7	3.7	3.0
Residential natural gas, Mountain	05	5121018	2.9	-2.2	0.9	0.1	-0.1	-0.9
Residential natural gas, Pacific	05	5121019	3.0	2.6	5.1	-0.8	0.3	6.1
Commercial natural gas	05	52	-13.4	1.9	1.8	-2.2	2.0	8.0
Commercial natural gas	05	5221	-13.4	1.9	1.8	-2.2	2.0	8.0
Commercial natural gas	05	522101	-13.4	1.9	1.8	-2.2	2.0	8.0
Commercial natural gas, New England	05	5221011	-9.9	-1.9	-1.4	-3.2	1.7	56.5
Commercial natural gas, Middle Atlantic	05	5221012	-9.6	0.1	4.1	-0.3	-0.7	1.8
Commercial natural gas, East North Central	05	5221013	-26.8	2.5	-1.0	-8.2	9.1	5.3
Commercial natural gas, West North Central	05	5221014	-13.4	5.5	-1.1	-0.5	-0.2	2.2
Commercial natural gas, South Atlantic	05	5221015	-18.2	2.0	0.6	-1.5	2.0	0.0
Commercial natural gas, East South Central	05	5221016	-23.6	3.0	2.7	-5.7	-2.9	2.8
Commercial natural gas, West South Central	05	5221017	-14.1	2.6	2.3	0.6	5.1	3.7
Commercial natural gas, Mountain	05	5221018	4.1	-1.1	1.7	0.7	-0.6	-2.1
Commercial natural gas, Pacific	05	5221019	-2.2	5.4	6.7	-0.5	-0.2	20.9
Industrial natural gas	05	53	-14.2	3.9	3.8	-1.4	0.1	6.3
Industrial natural gas	05	5321	-14.2	3.9	3.8	-1.4	0.1	6.3
Industrial natural gas	05	532101	-14.2	3.9	3.8	-1.4	0.1	6.3
Industrial natural gas, New England	05	5321011	-14.0	-6.4	-1.5	-3.5	2.5	62.6
Industrial natural gas, Middle Atlantic	05	5321012	-31.7	10.5	0.8	-0.4	-15.8	2.8

See footnotes at end of table.

Table 7. Producer price index percentage changes for commodity and service groupings and individual items, not seasonally adjusted — Continued
 [November 2023]

Title	Commodity code		Unadjusted 12-month percent change ¹	Unadjusted 1-month percent change ¹				
	Group code	Item code		Nov. 2022 to Nov. 2023 ^P	June to July	July to Aug. ^P	Aug. to Sept. ^P	Sept. to Oct. ^P
Industrial natural gas, East North Central.....	05	5321013	-32.5	8.3	0.4	0.3	-1.3	10.1
Industrial natural gas, West North Central.....	05	5321014	-0.5	7.2	1.3	1.1	-0.8	0.6
Industrial natural gas, South Atlantic.....	05	5321015	-9.2	1.3	0.1	0.3	-0.4	6.0
Industrial natural gas, East South Central.....	05	5321016	-35.6	5.6	3.0	-6.7	-2.8	3.7
Industrial natural gas, West South Central.....	05	5321017	-14.3	4.2	10.6	-3.1	6.7	5.8
Industrial natural gas, Mountain.....	05	5321018	20.1	-1.1	4.7	0.2	-0.4	-2.2
Industrial natural gas, Pacific.....	05	5321019	9.9	-0.5	1.4	-1.2	-1.5	6.0
Natural gas to electric power.....	05	54	-9.5	2.0	1.8	-0.2	-0.4	3.2
Natural gas to electric power.....	05	5421	-9.5	2.0	1.8	-0.2	-0.4	3.2
Natural gas to electric power.....	05	542101	-9.5	2.0	1.8	-0.2	-0.4	3.2
Crude petroleum (domestic production).....	05	6	-10.6	8.5	8.1	10.3	-3.4	-9.5
Crude petroleum (domestic production).....	05	61	-10.6	8.5	8.1	10.3	-3.4	-9.5
Crude petroleum (domestic production).....	05	6101	-10.6	8.5	8.1	10.3	-3.4	-9.5
Crude petroleum (domestic production).....	05	610102	-10.6	8.5	8.1	10.3	-3.4	-9.5
Petroleum products, refined.....	05	7	-19.1	-0.1	17.4	2.2	-9.7	-4.0
Gasoline.....	05	71	-12.8	1.9	11.0	-0.2	-14.5	-7.7
Unleaded premium gasoline.....	05	7103	-15.3	1.4	9.3	0.7	-13.0	-8.6
Unleaded premium gasoline.....	05	710304	-15.3	1.4	9.3	0.7	-13.0	-8.6
Unleaded regular gasoline.....	05	7104	-12.6	2.2	11.3	-0.5	-15.1	-7.4
Unleaded regular gasoline.....	05	710404	-12.6	2.2	11.3	-0.5	-15.1	-7.4
Unleaded mid-premium gasoline.....	05	7105	-7.9	0.5	16.3	-1.0	-15.3	-5.9
Unleaded mid-premium gasoline.....	05	710504	-7.9	0.5	16.3	-1.0	-15.3	-5.9
Kerosene and jet fuels.....	05	72	-13.6	4.5	22.7	7.0	-1.8	-4.2
Kerosene.....	05	7202	-23.4	3.3	23.5	5.7	0.2	-9.6
Kerosene.....	05	720201	-23.4	3.3	23.5	5.7	0.2	-9.6
Jet fuel.....	05	7203	-13.0	4.6	22.7	7.1	-1.9	-3.8
Jet fuel.....	05	720301	-13.0	4.6	22.7	7.1	-1.9	-3.8
Light fuel oils.....	05	73	-29.2	-5.2	31.9	4.6	-8.6	0.3
Home heating oil and distillates.....	05	7302	-22.4	9.1	17.7	7.9	-5.7	-9.4
Home heating oil and distillates.....	05	730201	-22.4	9.1	17.7	7.9	-5.7	-9.4
No. 2 diesel fuel.....	05	7303	-29.7	-6.1	32.9	4.4	-8.8	0.9
No. 2 diesel fuel.....	05	730302	-29.7	-6.1	32.9	4.4	-8.8	0.9
Residual fuels (heavy fuel oils, incl. #5, #6, & other residual fuels).....	05	74	1.3	6.1	7.3	5.7	4.0	-4.7
Residual fuels (heavy fuel oils, incl. #5, #6, & other residual fuels).....	05	7407	1.3	6.1	7.3	5.7	4.0	-4.7
Residual fuels (heavy fuel oils, incl. #5, #6, & other residual fuels).....	05	740703	1.3	6.1	7.3	5.7	4.0	-4.7
Finished lubricants.....	05	76	-1.1	-0.3	-0.1	-1.1	-0.2	0.2
Lubricating and similar oils.....	05	7604	-4.7	-0.4	-0.1	-1.4	-0.1	0.1
Lubricating and similar oils not from petroleum refineries.....	05	760401	-4.7	-0.4	-0.1	-1.4	-0.1	0.1
Lubricating oil base stocks.....	05	78	-24.6	-1.7	1.9	-0.1	6.8	-3.4
Lubricating oil base stocks.....	05	7801	-24.6	-1.7	1.9	-0.1	6.8	-3.4
Lubricating oil base stocks.....	05	780121	-24.6	-1.7	1.9	-0.1	6.8	-3.4
Asphalt and other petroleum and coal products, n.e.c.....	05	8	-17.4	-0.8	1.0	6.2	13.3	2.2
Asphalt and other petroleum and coal products, n.e.c.....	05	81	-17.4	-0.8	1.0	6.2	13.3	2.2
Asphalt.....	05	8102	-16.3	-0.2	-0.7	-0.5	-4.2	1.2
Asphalt.....	05	810212	-16.3	-0.2	-0.7	-0.5	-4.2	1.2
Other petroleum and coal products, including coke oven products, n.e.c.....	05	8103	-9.9	-1.0	1.5	8.2	17.9	2.4
Other petroleum and coal products, including coke oven products, n.e.c.....	05	810319	-9.9	-1.0	1.5	8.2	17.9	2.4
Other petroleum and coal products, made in coke oven establishments.....	05	8103191	-6.6	-0.8	-0.1	-0.1	-2.3	-0.2
Chemicals and allied products.....	06	—	-4.5	-1.3	-0.3	0.0	0.4	-0.9
Industrial chemicals.....	06	1	-9.2	-2.6	-0.8	0.7	2.0	-2.9
Basic inorganic chemicals.....	06	13	-9.8	-3.6	-1.5	0.2	-2.1	-0.4
Inorganic chemicals, other than alkalis and chlorine.....	06	1302	-2.4	-0.8	-1.5	1.3	-1.0	-0.4
Aluminum compounds.....	06	130209	-2.5	0.2	-2.4	0.0	-0.1	-6.0
Inorganic acids, inc. hydrochloric, sulfuric acid, and other.....	06	13020T	-7.4	-0.9	-0.2	0.3	1.4	-0.5
Sulfuric acid.....	06	13020T1	-11.0	-0.7	-1.4	0.9	0.0	0.0
Lime.....	06	130213	16.8	-0.1	0.5	0.0	0.2	0.1
Potassium and sodium compounds, excluding bleaches, alkalis, and alum.....	06	130217	-3.1	-3.3	-1.4	-1.1	-0.5	-0.7
Rock salt.....	06	130271	—	0.0	1.8	0.0	0.0	—

See footnotes at end of table.

Table 7. Producer price index percentage changes for commodity and service groupings and individual items, not seasonally adjusted — Continued
 [November 2023]

Title	Commodity code		Unadjusted 12-month percent change ¹ Nov. 2022 to Nov. 2023 ^P	Unadjusted 1-month percent change ¹				
	Group code	Item code		June to July	July to Aug. ^P	Aug. to Sept. ^P	Sept. to Oct. ^P	Oct. to Nov. ^P
Other inorganic chemicals, nec.....	06	130283	-0.3	-0.9	-0.2	1.5	-1.8	0.1
All other inorganic chemicals.....	06	1302833	1.8	-0.9	-0.3	1.9	-1.8	0.1
Alkalies and chlorine, including natural sodium carbonate and sulfate.....	06	1303	-25.9	-10.3	-1.4	-2.6	-5.1	-0.4
Chlorine, sodium hydroxide, and other alkalies.....	06	130302	-29.6	-10.9	-1.8	-2.8	-5.4	-0.4
Sodium hydroxide (caustic soda).....	06	1303024	-40.7	-12.8	-3.1	-4.8	-10.0	-0.7
Other alkalies.....	06	1303028	-13.0	-7.2	0.3	0.3	-5.2	-0.1
Basic organic chemicals.....	06	14	-9.0	-2.4	-0.6	0.7	2.9	-3.4
Primary basic organic chemicals.....	06	1401	-11.7	-7.5	-0.6	3.5	9.0	-1.5
Aromatics.....	06	140197	2.9	-5.0	-0.2	8.6	11.2	-8.0
Liquid refinery gases.....	06	140198	-16.1	-8.5	-0.8	1.5	8.1	1.5
Cyclic intermediate chemicals and dyes.....	06	1402	-10.3	-1.6	-0.5	-0.4	-0.5	-7.5
Cyclic intermediate chemicals.....	06	140281	-11.1	-1.7	-0.2	0.1	-0.5	-8.8
Synthetic organic dyes.....	06	140282	-3.9	-1.0	-2.8	-3.9	-0.7	2.6
Other basic organics.....	06	1403	-7.6	-0.1	-0.6	-0.3	0.5	-4.1
Ethanol (ethyl alcohol).....	06	140341	-15.1	-1.0	-4.6	-0.2	0.4	-9.6
Other basic organics, n.e.c.....	06	140399	-5.1	0.2	0.9	-0.4	0.5	-2.1
Fatty acids.....	06	1403991	-14.8	2.5	5.9	4.3	-0.6	-6.2
Bulk pesticides and other bulk synthetic organic agricultural chemicals, excluding preparation.....	06	1403992	-3.0	0.0	0.1	0.0	0.0	-0.1
Industrial organic flavor oil mixtures and blends.....	06	1403993	3.1	0.0	-1.0	0.4	-0.4	-1.0
Natural organic chemicals.....	06	1403995	-0.7	-0.1	-0.4	-3.1	0.0	0.3
Synthetic organic chemicals for use as flavor and perfume materials.....	06	1403997	-	0.0	0.0	0.0	0.0	-
Synthetic organic rubber-processing chemicals.....	06	1403998	-	-0.2	-2.5	-	-	-
Synthetic organic plasticizers.....	06	1403999	-6.9	-2.5	3.9	-3.5	2.6	2.8
Other synthetic organic chemicals.....	06	140399A	-13.3	-0.8	-2.1	-1.8	0.3	-2.0
Miscellaneous end use chemicals and chemical products, excluding urea.....	06	140399B	3.6	0.4	3.3	0.0	0.2	-1.1
Miscellaneous cyclic and acyclic chemicals and chemical products, excluding fatty acid esters.....	06	140399C	-14.0	0.4	-1.8	-1.7	2.7	-4.5
Paints and allied products.....	06	2	-0.9	-1.1	0.9	-0.5	-1.0	0.1
Prepared paint.....	06	21	-0.4	-0.5	0.0	-0.2	-0.1	0.0
Architectural coatings.....	06	2101	0.2	0.0	0.0	0.0	-0.4	0.0
Architectural coatings.....	06	210104	0.2	0.0	0.0	0.0	-0.4	0.0
Exterior architectural coatings.....	06	2101041	1.6	0.0	0.0	0.0	0.0	0.0
Interior architectural coatings.....	06	2101042	-0.6	0.0	0.0	0.0	-0.6	0.0
OEM finishes excluding marine coatings.....	06	2102	-1.3	-1.9	0.2	0.3	-0.5	0.0
OEM finishes excluding marine coatings.....	06	210201	-1.3	-1.9	0.2	0.3	-0.5	0.0
Transportation finishes, except powdered and high-solids coatings.....	06	2102011	-2.8	-1.4	0.6	0.2	-2.3	1.0
All other product finishes for original equipment manufacturers (OEM), excluding marine coating.....	06	2102012	-1.0	-2.0	0.1	0.4	0.0	-0.3
Special purpose coatings, incl. marine, industrial & construction coatings.....	06	2103	-0.9	-0.2	-0.1	-1.3	0.9	-0.2
Special purpose coatings, incl. marine, industrial & construction coatings.....	06	210301	-0.9	-0.2	-0.1	-1.3	0.9	-0.2
Paint materials.....	06	22	-2.7	-3.8	5.0	-0.8	-4.1	0.0
Paint colors.....	06	2202	-4.6	-4.3	5.7	-1.0	-4.7	0.0
All other inorganic pigments, including TiO2, chrome colors, and other white opaque pigments.....	06	22020N	-6.7	-4.5	6.0	-1.7	-4.4	-1.5
Synthetic organic pigments, lakes, and toners.....	06	220298	8.4	-3.6	3.5	4.2	-6.8	10.0
Kaolin and ball clay.....	06	2204	-	0.0	0.0	0.0	-	-
Kaolin and ball clay.....	06	220407	-	0.0	0.0	0.0	-	-
Allied and miscellaneous paint products.....	06	23	-2.5	-0.1	-0.1	-2.3	-1.9	2.1
Allied and miscellaneous paint products.....	06	2301	-2.5	-0.1	-0.1	-2.3	-1.9	2.1
Allied and miscellaneous paint products.....	06	230104	-2.5	-0.1	-0.1	-2.3	-1.9	2.1
Drugs and pharmaceuticals.....	06	3	3.1	0.5	-0.2	0.0	0.2	0.0
Medicinal and botanical chemicals, drugs, and other products.....	06	31	1.1	0.0	-0.2	0.0	1.0	0.1
Medicinal and botanical chemicals, drugs, and other products.....	06	3102	1.1	0.0	-0.2	0.0	1.0	0.1
Synthetic organic medicinal chemicals, medicinal & botanical drugs, & other products.....	06	310203	1.1	0.0	-0.2	0.0	1.0	0.1
Veterinary pharmaceutical preparations.....	06	34	-	0.0	0.0	0.0	0.0	0.0
Pharmaceuticals for veterinary use.....	06	3403	-	0.0	0.0	0.0	0.0	0.0
Pharmaceuticals for veterinary use.....	06	340303	-	0.0	0.0	0.0	0.0	0.0
Biological products, including diagnostics.....	06	37	5.0	1.0	-0.3	-0.1	0.2	0.0

See footnotes at end of table.

Table 7. Producer price index percentage changes for commodity and service groupings and individual items, not seasonally adjusted — Continued
 [November 2023]

Title	Commodity code		Unadjusted 12-month percent change ¹	Unadjusted 1-month percent change ¹				
	Group code	Item code		Nov. 2022 to Nov. 2023 ^P	June to July	July to Aug. ^P	Aug. to Sept. ^P	Sept. to Oct. ^P
Biological products, excluding diagnostic, for veterinary, industrial, and all other misc. uses.....	06	3717	15.5	1.0	-1.3	1.0	1.7	0.0
Biological products, excluding diagnostic, for veterinary, industrial, and all other misc. uses.....	06	371705	—	1.0	-1.3	1.0	1.7	0.0
Diagnostics.....	06	3718	2.4	0.5	-0.2	-0.7	-0.4	0.1
In-vitro diagnostic substances.....	06	371801	0.0	-0.3	-0.5	-1.1	-0.2	0.3
Biological products, excluding diagnostic, for human use.....	06	3719	2.7	1.4	0.0	0.0	0.0	0.0
Biological products, excluding diagnostic, for human use.....	06	371904	—	1.4	0.0	0.0	0.0	0.0
Pharmaceutical preparations.....	06	38	2.5	0.3	-0.2	0.0	0.1	0.0
Pharmaceuticals affecting neoplasms, the endocrine system, & metabolic diseases.....	06	3801	1.3	0.3	0.0	0.0	0.0	0.0
Cancer therapy products.....	06	380102	2.5	1.3	0.0	0.0	0.0	0.0
Insulin/antidiabetes products.....	06	380103	2.8	0.3	0.0	0.0	0.0	0.0
Other neoplasms, endocrine system, and metabolic diseases.....	06	380104	1.1	0.2	0.0	0.0	0.0	0.0
Hormones and oral contraceptives.....	06	380105	0.7	0.0	0.0	0.0	0.0	0.0
Pharmaceuticals acting on the central nervous system and the sense organs.....	06	3802	4.7	0.1	0.0	0.0	0.0	0.0
Analgesics.....	06	380202	4.6	0.4	0.0	0.0	0.0	0.0
Analgesics, over-the-counter.....	06	380202OC	5.5	4.4	0.0	0.0	0.0	0.0
Analgesics, prescription.....	06	380202RX	4.6	0.0	0.0	0.0	0.0	0.0
Psychotherapeutics.....	06	380203	9.2	0.0	0.0	0.0	0.0	0.0
Antidepressants.....	06	3802031	10.0	0.0	0.0	0.0	0.0	0.0
Other psychotherapeutics, including tranquilizers.....	06	3802032	4.3	0.0	0.1	0.0	0.0	0.0
Anticonvulsants.....	06	380204	-9.6	0.0	0.0	0.0	0.0	0.0
Other central nervous system and sense organs.....	06	380205	4.8	0.0	0.0	0.0	0.0	0.0
Pharmaceuticals acting on the cardiovascular system.....	06	3803	5.1	0.0	0.0	0.0	0.0	0.0
Other cardiovascular preparations.....	06	380305	3.9	0.1	0.0	0.0	0.0	0.0
Pharmaceuticals acting on the respiratory system.....	06	3804	-3.7	0.1	-3.3	0.0	0.0	0.0
Antihistamines and bronchodilators, including antiasthmatics.....	06	380402	2.7	0.0	0.0	0.0	0.0	0.0
Other respiratory preparations.....	06	380403	-10.2	0.3	-8.2	0.0	0.0	0.0
Other respiratory preparations, over-the-counter.....	06	380403OC	1.9	0.0	0.0	0.0	0.0	0.0
Other respiratory preparations, prescription.....	06	380403RX	-19.4	0.7	-16.7	0.0	0.0	0.0
Pharmaceuticals acting on the digestive or the genito-urinary systems.....	06	3805	-0.4	0.0	0.0	0.0	0.4	0.0
Other digestive or genito-urinary preparations.....	06	380503	-0.4	0.0	0.0	0.0	0.4	0.0
Other digestive or genito-urinary preparations, prescription.....	06	380503RX	-0.3	0.0	0.0	0.0	0.5	0.0
Pharmaceuticals acting on the skin.....	06	3806	0.8	0.0	0.0	0.0	0.0	0.0
Other pharmaceutical preparations acting on the skin.....	06	380603	0.9	0.0	0.0	0.0	0.0	0.0
Anti-acne preparations.....	06	380606	0.1	0.0	0.0	0.0	0.0	0.0
Vitamin, nutrient, and hematonic preparations.....	06	3807	4.8	1.4	1.5	-0.1	0.9	0.2
Multivitamins.....	06	380702	8.6	8.3	0.0	0.0	0.0	0.0
Other vitamins and nutrients.....	06	380703	2.2	0.0	0.0	-0.1	1.3	0.3
Pharmaceuticals affecting parasitic and infective diseases.....	06	3808	1.8	0.2	0.0	0.0	0.0	0.0
Broad and medium spectrum antibiotics.....	06	380802	0.0	0.0	0.0	0.0	0.0	0.0
Systemic antivirals.....	06	380803	3.2	0.0	0.0	0.0	0.0	0.0
Other parasitic and infective diseases.....	06	380804	3.3	0.5	0.0	0.0	0.0	0.0
Fats and oils, inedible.....	06	4	-23.0	7.1	3.4	0.0	-6.0	-5.6
Fats and oils, inedible.....	06	41	-23.0	7.1	3.4	0.0	-6.0	-5.6
Fats and oils, inedible.....	06	4101	-23.0	7.1	3.4	0.0	-6.0	-5.6
Soybean oil, processed for inedible purposes.....	06	410131	-22.2	8.8	3.1	-0.9	-7.1	-4.6
Crude soybean oil, degummed, made from soybeans crushed in the same establishment.....	06	4101311	-7.4	3.5	3.0	-0.7	-1.2	-0.8
Soybean oil, all other types.....	06	4101312	-28.8	11.8	3.2	-1.0	-10.2	-6.8
Lard, inedible tallow, and grease, except wool grease.....	06	410132	-26.6	-0.1	4.6	4.1	-1.5	-9.3
Agricultural chemicals and chemical products.....	06	5	-23.7	-6.1	0.5	-1.9	2.8	1.4
Mixed fertilizers.....	06	51	-9.9	-2.5	-0.8	-1.1	-0.3	0.0
Mixed fertilizers.....	06	5105	-9.9	-2.5	-0.8	-1.1	-0.3	0.0
Mixed fertilizers.....	06	510501	-9.9	-2.5	-0.8	-1.1	-0.3	0.0
Mixed fertilizers, made in plants which manufacture fertilizer materials.....	06	5105011	-5.9	-2.9	2.6	0.9	0.9	0.0
Mixed fertilizers, dry, mixing only.....	06	5105012	-8.0	-1.6	-2.4	-0.2	-1.3	0.0
Mixed fertilizers, liquid, mixing only.....	06	5105013	-29.2	-5.1	-3.6	-12.4	0.4	0.0
Fertilizer materials.....	06	52	-32.8	-12.5	3.0	0.2	6.8	3.4
Nitrogenates.....	06	5201	-39.9	-0.8	-1.4	-0.7	7.9	5.2
Fertilizer materials of organic origin.....	06	520137	-0.4	0.0	0.0	0.0	0.0	0.0
Synthetic ammonia, nitric acid, ammonium compounds, and urea.....	06	52013A	-42.1	-0.9	-1.6	-0.8	8.8	5.7

See footnotes at end of table.

Table 7. Producer price index percentage changes for commodity and service groupings and individual items, not seasonally adjusted — Continued
 [November 2023]

Title	Commodity code		Unadjusted 12-month percent change ¹	Unadjusted 1-month percent change ¹				
	Group code	Item code		Nov. 2022 to Nov. 2023 ^P	June to July	July to Aug. ^P	Aug. to Sept. ^P	Sept. to Oct. ^P
Phosphates.....	06	5202	-22.9	-22.3	7.7	1.2	5.7	1.6
Phosphoric acid, 52-54 percent APA, superphosphates and other phosphate fertilizer materials.....	06	52026A	-22.9	-22.3	7.7	1.2	5.7	1.6
Other agricultural chemicals.....	06	53	-17.4	-1.3	-1.1	-4.3	0.3	-0.1
Other agricultural chemicals.....	06	5301	-17.4	-1.3	-1.1	-4.3	0.3	-0.1
Lawn and garden pesticides and chemicals.....	06	530107	0.9	0.0	0.0	-3.0	0.0	0.0
Household and institutional pesticides and chemicals.....	06	530108	5.1	0.0	0.2	0.0	0.0	0.0
Agricultural and commercial pesticides and chemicals.....	06	530109	-19.3	-1.4	-1.2	-4.6	0.4	-0.1
Plastic resins and materials.....	06	6	-7.4	-3.4	-1.2	-0.1	-1.9	0.3
Thermoplastic resins and plastics materials.....	06	62	-6.5	-3.2	-1.5	-0.2	-1.8	0.5
Thermoplastic resins and plastics materials.....	06	6212	-6.5	-3.2	-1.5	-0.2	-1.8	0.5
Thermoplastic resins and plastics materials.....	06	621201	-6.5	-3.2	-1.5	-0.2	-1.8	0.5
Thermosetting resins and plastics materials.....	06	63	-13.2	-5.0	1.1	0.5	-2.8	-0.8
Thermosetting resins and plastics materials.....	06	6306	-13.2	-5.0	1.1	0.5	-2.8	-0.8
Thermosetting resins and plastics materials.....	06	630601	-13.2	-5.0	1.1	0.5	-2.8	-0.8
Other chemicals and allied products.....	06	7	3.0	0.2	-0.1	-0.1	0.3	-0.2
Soaps and detergents.....	06	71	4.7	0.1	0.0	-0.1	0.1	-0.2
Soaps and other detergents.....	06	7104	4.7	0.1	0.0	-0.1	0.1	-0.2
Soaps and detergents, commercial, industrial, and institutional.....	06	710401	10.3	0.3	0.0	-0.2	0.0	0.1
Commercial, industrial, and institutional hard surface cleaners.....	06	71040101	6.7	0.0	0.0	0.0	0.0	0.0
Commercial, industrial, and institutional laundry detergents.....	06	71040102	5.7	0.0	0.0	0.0	0.0	0.0
Commercial, industrial, and institutional dishwashing detergents.....	06	71040103	20.9	0.0	0.0	0.0	0.0	0.0
Commercial, industrial, and institutional metal cleaners.....	06	71040104	2.8	0.0	0.0	0.0	0.0	0.0
Dairy, farm, and food plant cleaners, sanitizers, etc.....	06	71040106	0.0	0.0	0.0	0.0	0.0	0.0
Commercial, industrial, and institutional soaps, excluding specialty cleaners.....	06	71040107	1.7	0.0	0.0	-0.8	0.0	0.0
Household detergents.....	06	710402	1.2	0.2	0.3	0.1	0.1	0.1
Household alkaline detergents and cleaners.....	06	7104021	1.4	0.3	0.3	0.1	0.1	0.1
Household dry and liquid laundry detergents.....	06	7104022	0.0	0.0	0.0	0.0	0.0	0.0
Soaps, excluding specialty cleaners, household.....	06	710403	0.0	-0.4	0.0	-0.1	0.2	-0.7
Polish and other sanitation goods.....	06	72	1.9	-0.2	0.0	0.0	0.1	-0.1
Polish and other sanitation goods.....	06	7201	1.9	-0.2	0.0	0.0	0.1	-0.1
Polishing preparations and related products.....	06	720103	0.6	-0.6	0.1	0.0	0.6	-1.0
Specialty cleaning and sanitation products.....	06	720105	1.0	-0.2	0.0	0.0	0.0	0.0
Disinfectants, nonagricultural, industrial and institutional.....	06	7201051	0.7	0.0	0.0	0.0	0.0	0.0
Air and room fresheners.....	06	7201053	0.4	0.0	0.0	0.0	0.0	0.0
Laundry fabric softeners and rinses, liquid and dry.....	06	7201058	3.4	0.9	0.0	0.0	0.0	0.0
Other specialty cleaning and sanitation products.....	06	7201059	1.1	-0.7	0.0	0.0	0.0	0.0
Cosmetics and other toilet preparations.....	06	75	4.8	0.0	0.0	-0.1	0.3	0.0
Shaving preparations.....	06	7502	0.2	0.2	0.0	0.0	0.0	0.0
Shaving preparations.....	06	750206	0.2	0.2	0.0	0.0	0.0	0.0
Perfumes, toilet waters, and colognes.....	06	7503	3.0	0.0	0.0	0.0	0.0	0.0
Perfumes, toilet waters, and colognes.....	06	750306	3.0	0.0	0.0	0.0	0.0	0.0
Hair preparations (including shampoos).....	06	7504	1.4	0.1	0.0	0.0	0.0	0.0
Hair preparations (including shampoos).....	06	750407	1.4	0.1	0.0	0.0	0.0	0.0
Hair preparations incl professional, consumer, and cream/gel shampoos.....	06	75040701	1.5	0.1	0.0	0.0	0.0	0.0
Hair tonics and hair dressings incl professional and consumer use.....	06	75040702	1.3	0.0	0.0	0.0	0.0	0.0
Toothpastes, denture cleaners, and mouthwashes.....	06	7505	9.7	0.0	-0.1	0.0	2.0	0.0
Denture cleaners, mouthwashes, gargles, and rinses.....	06	750504	10.2	0.0	-0.1	0.0	3.0	0.0
Creams, lotions, and oils, excluding shaving, hair, and deodorant.....	06	7514	5.5	0.0	0.0	0.0	0.0	0.0
Creams, lotions, and oils, excluding shaving, hair, and deodorant.....	06	751401	5.5	0.0	0.0	0.0	0.0	0.0
Other cosmetics and toilet preparations.....	06	7515	4.7	0.0	0.0	-0.3	0.1	0.0
Other cosmetics and toilet preparations.....	06	751501	4.7	0.0	0.0	-0.3	0.1	0.0
Misc. chemical prod. and preparations.....	06	79	1.6	0.3	-0.2	-0.1	0.3	-0.3
Explosives and blasting accessories.....	06	7902	1.4	0.2	-0.6	0.2	0.0	0.3
Explosives and blasting accessories.....	06	790234	1.4	0.2	-0.6	0.2	0.0	0.3
Industrial gases.....	06	7903	4.6	1.5	-1.5	1.5	0.8	-1.1
Carbon dioxide.....	06	790302	5.8	2.2	-1.3	-2.3	-0.5	0.6
Nitrogen.....	06	790303	-25.9	1.4	-1.5	0.2	0.0	-27.2
Oxygen.....	06	790304	5.4	-1.2	0.0	0.0	-0.9	-0.5
Argon and hydrogen.....	06	790309	10.5	-0.6	0.4	6.1	-1.3	2.3
Other industrial gases (including fluorocarbon and acetylene).....	06	790312	13.3	2.9	-2.4	2.6	2.3	6.4

See footnotes at end of table.

Table 7. Producer price index percentage changes for commodity and service groupings and individual items, not seasonally adjusted — Continued
 [November 2023]

Title	Commodity code		Unadjusted 12-month percent change ¹	Unadjusted 1-month percent change ¹				
	Group code	Item code		Nov. 2022 to Nov. 2023 ^P	June to July	July to Aug. ^P	Aug. to Sept. ^P	Sept. to Oct. ^P
Adhesives and sealants.....	06	7904	2.0	-0.1	-0.3	0.1	0.1	0.0
Synthetic resin and rubber adhesives.....	06	790402	1.8	-0.2	-0.5	0.2	-0.1	0.0
Epoxy adhesives.....	06	7904021	3.0	0.0	0.0	0.1	0.0	0.3
Other synthetic resin and rubber adhesives.....	06	7904026	-1.0	-0.4	-0.9	0.5	-0.2	0.0
Structural sealants (load bearing).....	06	790407	-2.6	0.0	0.0	0.0	0.0	0.0
Nonstructural caulking compounds and sealants.....	06	79040A	2.6	0.0	0.0	0.0	0.0	0.0
Surface active agents.....	06	7905	0.4	0.0	0.0	-0.6	0.9	0.0
Surfactants (bulk surface active agents).....	06	790502	4.0	0.0	0.0	-0.8	1.2	0.0
Gum and wood chemicals, including wood distillation products.....	06	7906	-6.7	0.0	-4.8	0.9	0.0	-2.7
Gum and wood chemicals, including wood distillation products.....	06	790607	-6.7	0.0	-4.8	0.9	0.0	-2.7
Other miscellaneous chemical products.....	06	7909	0.6	0.2	0.5	-0.8	0.2	-0.2
Carbon black, all processes.....	06	790918	3.3	2.3	0.9	3.3	2.3	0.0
Printing ink.....	06	790919	1.6	0.4	-0.9	-0.1	0.0	-0.2
Gravure printing inks.....	06	7909192	0.0	0.0	0.0	0.0	0.0	0.0
Lithographic and offset inks.....	06	7909193	4.3	0.0	0.5	-0.3	-0.2	0.0
News and nonheat web offset printing inks.....	06	79091931	2.1	0.0	0.2	-2.9	0.0	0.0
Publication and commercial web inks.....	06	79091932	7.5	0.0	0.5	0.0	0.0	0.0
Sheet-fed general inks.....	06	79091933	-0.3	0.1	-0.3	0.0	-0.5	0.0
Sheet-fed packaging inks.....	06	79091934	0.6	0.0	1.3	-0.3	-0.4	0.0
Flexographic printing inks.....	06	7909194	-3.7	0.0	-3.6	0.0	-0.2	0.0
Nonimpact/digital inks.....	06	7909195	3.4	1.3	-0.6	0.0	0.5	-0.7
All other printing inks.....	06	7909196	5.5	0.4	0.9	1.6	-0.3	-0.5
Water-treating compounds.....	06	790961	-5.6	0.6	2.9	-4.1	0.0	-2.2
Automotive chemicals.....	06	790991	-2.1	-0.9	0.0	0.0	0.5	-0.1
All other chemical preparations, including essential oils, matches, and gelatin.....	06	790999	2.1	0.3	0.4	-0.2	-0.1	0.3
Rubber and plastic products.....	07	—	-2.6	-0.5	-0.2	-0.2	-0.1	0.0
Rubber and rubber products.....	07	1	-0.2	-0.8	0.0	0.1	0.3	0.0
Synthetic rubber, inc. styrene-butadiene rubber (SBR) and ethylene propylene.....	07	11	-10.6	-5.6	0.1	1.1	2.4	-0.3
Synthetic rubber.....	07	1102	-10.6	-5.6	0.1	1.1	2.4	-0.3
Synthetic rubber, inc. sbr and ethylene propylene.....	07	110224	-10.6	-5.6	0.1	1.1	2.4	-0.3
Tires, tubes, tread, & repair materials.....	07	12	2.7	-0.1	0.0	-0.2	0.0	-0.1
Tires.....	07	1201	2.7	-0.1	0.0	-0.2	0.0	-0.1
Pneumatic tires (including passenger, truck, bus, tractor, industrial, and other tires).....	07	12010	2.8	-0.1	0.0	-0.2	0.0	-0.1
Passenger car pneumatic tires.....	07	120104	4.6	-0.2	0.0	0.0	0.0	0.0
Truck and bus (including off-the-highway) pneumatic tires.....	07	120105	-3.5	0.0	0.0	0.0	0.0	-0.1
Tread rubber, tire sundries, and repair materials.....	07	1203	—	0.1	0.0	-0.1	0.0	—
Tread rubber, tire sundries, and repair materials.....	07	120354	—	0.1	0.0	-0.1	0.0	—
Miscellaneous rubber products.....	07	13	1.4	0.5	-0.1	0.1	-0.2	0.2
Rubber and plastics footwear, including athletic footwear.....	07	1301	1.0	0.1	0.0	0.0	0.0	0.0
Rubber and plastics footwear, including athletic footwear.....	07	130109	1.0	0.1	0.0	0.0	0.0	0.0
Rubber and plastic belts and belting.....	07	1303	1.0	0.0	0.0	0.0	-0.3	-0.1
Flat rubber and plastics belts and belting.....	07	130371	0.2	0.0	0.0	0.0	-0.5	0.0
Rubber and plastics transmission belts and belting (excluding flat).....	07	130372	2.5	0.1	0.1	0.0	0.0	-0.2
Rubber and plastics hose.....	07	1304	-3.5	0.5	-0.1	0.1	-0.4	0.0
Rubber and plastics hose.....	07	130411	-3.5	0.5	-0.1	0.1	-0.4	0.0
Industrial rubber and plastics hose without fittings.....	07	1304116	-2.7	0.0	0.0	0.0	0.0	0.0
Rubber and plastics water hose (incl. fire, irrigation, etc.).....	07	1304117	-17.5	-1.8	-1.2	0.8	-2.0	0.0
Rubber and plastics hose for on- and off-highway motor vehicles.....	07	1304118	3.2	2.3	0.9	0.0	0.0	0.0
Miscellaneous rubber products, n.e.c.....	07	1306	2.4	0.6	-0.1	0.1	-0.2	0.2
All other industrial rubber products.....	07	130604	1.5	1.9	0.2	0.0	-0.4	0.4
All other miscellaneous rubber goods.....	07	130606	3.1	0.0	-0.1	0.0	0.0	0.1
Rubber compounds or mixtures for sale or interplant transfer.....	07	130612	-5.6	-0.3	-0.7	0.3	-0.6	-0.5
Rubber products for mechanical use.....	07	130617	8.6	0.8	0.0	0.0	0.0	0.7
Molded rubber mechanical goods automotive.....	07	1306171	13.3	1.3	0.0	0.0	0.0	0.1
Molded rubber mechanical goods, transportation/off-highway.....	07	1306172	3.5	0.0	-0.1	0.0	0.0	0.0
Other molded rubber mechanical goods (excluding tubing).....	07	1306179	8.5	0.9	0.1	0.0	0.0	2.3
Other extruded rubber mechanical goods (excl. auto)(excl. tubing).....	07	130617C	0.7	0.0	0.0	0.0	0.0	0.0
Rubber coated fabrics, garments, and footwear.....	07	130618	4.8	0.0	2.1	0.0	0.0	0.0
Plastic products.....	07	2	-3.3	-0.4	-0.2	-0.3	-0.2	0.0
Plastic construction products.....	07	21	-3.7	-0.1	-0.1	0.2	-0.4	0.1
Plastics construction products.....	07	2106	-3.7	-0.1	-0.1	0.2	-0.4	0.1

See footnotes at end of table.

Table 7. Producer price index percentage changes for commodity and service groupings and individual items, not seasonally adjusted — Continued
[November 2023]

Title	Commodity code		Unadjusted 12-month percent change ¹	Unadjusted 1-month percent change ¹				
	Group code	Item code		Nov. 2022 to Nov. 2023 ^P	June to July	July to Aug. ^P	Aug. to Sept. ^P	Sept. to Oct. ^P
Plastics pipe.....	07	210603	-11.9	-1.1	-1.1	-0.4	-1.3	-1.7
Plastics drain, waste, and vent pipe.....	07	2106031	-22.3	-0.3	-0.5	0.1	-8.3	-3.0
Plastics water pipe.....	07	2106033	-7.9	-0.9	-2.0	-0.4	2.1	-2.2
Plastics sewer, stormdrain, and water main pipe.....	07	2106038	-11.4	-0.7	-1.4	-1.3	0.8	-0.6
Other plastics pipe.....	07	210603B	-8.5	-8.9	0.0	0.0	0.0	0.0
Plastics pipe fittings and unions.....	07	210604	-3.4	-1.0	1.1	-0.4	-0.4	-0.5
Plastics plumbing fixtures.....	07	210605	2.3	0.3	0.7	0.0	0.0	-0.7
Other plastics construction products.....	07	210606	0.8	0.6	0.1	0.7	0.0	1.4
Building and construction polystyrene foam products.....	07	2106061	-8.5	-0.9	-0.4	0.0	0.0	-0.1
Building & construction fabricated plastics products (excl foam, plumbing fixtures, hardware).....	07	2106063	2.1	0.8	0.2	0.8	0.0	1.6
Unsupported plastic film, sheet and other shapes.....	07	22	-7.8	-1.4	-0.8	-1.5	0.4	0.3
Unsupported plastics film, sheet, and other shapes.....	07	2205	-7.8	-1.4	-0.8	-1.5	0.4	0.3
Unsupported plastics film, sheet, and other shapes.....	07	220501	-7.8	-1.4	-0.8	-1.5	0.4	0.3
Unlaminated polyethylene film and sheet.....	07	2205011	-9.0	-0.2	-0.4	-2.6	0.2	0.0
Unlaminated vinyl and vinyl copolymer film and sheet.....	07	2205013	-4.6	0.0	0.0	-0.7	0.0	0.0
Miscellaneous unlaminated plastics film and sheet.....	07	2205014	-13.3	-0.4	-0.2	-2.8	-0.7	0.0
Unlaminated plastics profile shapes.....	07	2205015	-0.6	-3.8	-1.7	0.6	1.4	0.6
Laminated plastic sheets, rods, and tubes.....	07	23	4.1	0.0	0.1	0.0	0.0	0.0
Laminated plastics plates, sheet (except packaging), and shapes.....	07	2304	4.1	0.0	0.1	0.0	0.0	0.0
Laminated plastics plates, sheet (except packaging), and shapes.....	07	230401	4.1	0.0	0.1	0.0	0.0	0.0
Parts for manufacturing from plastics.....	07	26	-4.0	-0.1	-0.2	-0.2	-0.2	-0.5
Parts for transportation equipment.....	07	2601	-3.1	0.0	0.0	-0.3	-0.3	-0.8
Parts for transportation equipment.....	07	260105	-3.1	0.0	0.0	-0.3	-0.3	-0.8
Transportation polyurethane foam products.....	07	2601051	0.0	0.0	0.0	0.0	0.0	0.0
Transportation fabricated plastic parts (excluding foam and reinforced plastics).....	07	2601052	-3.4	0.0	0.0	-0.3	-0.3	-0.9
Other parts and components for manufacturing.....	07	2602	-0.5	0.5	-0.5	0.3	-0.2	0.5
Other parts and components for manufacturing.....	07	260205	-0.5	0.5	-0.5	0.3	-0.2	0.5
All other miscellaneous polyurethane foam products.....	07	2602051	-0.8	0.0	0.0	0.0	0.0	-0.3
Electrical & electronic fabricated plastics (excl. foam and reinforced plastics).....	07	2602052	-2.6	1.4	-1.4	0.9	-0.6	0.7
All other polystyrene foam products incl. transportation application uses.....	07	2602053	-2.1	0.0	0.0	0.0	0.0	0.0
Industrial machinery plastics products, excl foam (incl gears, bearings, bushings, cams).....	07	2602054	2.1	0.0	0.0	0.0	0.0	0.7
Foam components for furniture.....	07	2603	-14.3	-1.6	-1.1	-0.4	0.0	-0.8
Foam components for furniture.....	07	260305	-14.3	-1.6	-1.1	-0.4	0.0	-0.8
Other plastic products.....	07	29	1.0	-0.6	0.9	-0.1	-0.4	-0.1
Other plastics products.....	07	2901	1.0	-0.6	0.9	-0.1	-0.4	-0.1
Custom compounding of purchased resins and color concentrates.....	07	290196	-3.6	-1.4	1.5	-0.3	-0.6	-0.1
All other reinforced and fiberglass plastics products.....	07	290197	9.1	0.6	0.0	0.1	0.0	0.0
Products made of foam other than polystyrene or polyurethane.....	07	290198	1.9	0.0	0.0	0.0	0.0	0.0
Plastic packaging products.....	07	2A	-4.5	-1.0	-0.2	0.0	-0.3	0.4
Plastics packaging products.....	07	2A01	-4.5	-1.0	-0.2	0.0	-0.3	0.4
Plastics packaging products.....	07	2A0101	-4.5	-1.0	-0.2	0.0	-0.3	0.4
Other plastics packaging products, excluding film, sheet, foam and bottles.....	07	2A01012	-4.3	-1.7	-0.1	0.2	-0.6	0.5
Packaging polyurethane foam products.....	07	2A01013	0.7	0.0	-0.1	0.0	0.0	0.0
Plastics bottles.....	07	2A01014	-3.8	-0.2	-0.4	-0.1	0.0	0.3
Polystyrene foam food containers.....	07	2A01015	-7.8	-0.3	-0.4	0.0	0.3	0.7
Polystyrene foam protective shipping pads, shaped cushioning, etc....	07	2A01016	-7.0	0.0	-0.6	-1.1	0.0	-1.2
Consumer, institutional, and commercial products, n.e.c.....	07	2B	0.3	0.1	0.1	-0.3	0.2	0.0
All other consumer, institutional, and commercial products.....	07	2B01	0.3	0.1	0.1	-0.3	0.2	0.0
All other consumer, institutional, and commercial products.....	07	2B0101	0.3	0.1	0.1	-0.3	0.2	0.0
Consumer and institutional polystyrene foam products.....	07	2B01011	-4.5	0.6	0.0	-1.0	0.9	0.3
Consumer and institutional polyurethane foam products.....	07	2B01013	-	-	-	-	-	-
Consumer/institutional/commercial fabricated plastics products.....	07	2B01015	0.8	0.0	0.1	-0.1	0.0	0.0
Recyclable plastics.....	07	2C	-	0.4	-5.5	-2.9	0.6	-
Recyclable plastics.....	07	2C01	-	0.4	-5.5	-2.9	0.6	-
Recyclable plastics.....	07	2C0101	-	0.4	-5.5	-2.9	0.6	-
Lumber and wood products.....	08	-	-5.8	0.9	-1.6	0.2	-0.7	-0.7
Lumber.....	08	1	-13.1	5.7	-6.1	0.3	-3.9	-2.5
Softwood lumber.....	08	11	-19.7	4.5	-4.6	-1.7	-3.3	-5.1

See footnotes at end of table.

Table 7. Producer price index percentage changes for commodity and service groupings and individual items, not seasonally adjusted — Continued
 [November 2023]

Title	Commodity code		Unadjusted 12-month percent change ¹ Nov. 2022 to Nov. 2023 ^P	Unadjusted 1-month percent change ¹				
	Group code	Item code		June to July	July to Aug. ^P	Aug. to Sept. ^P	Sept. to Oct. ^P	Oct. to Nov. ^P
Softwood cut stock and dimension.....	08	1105	-19.0	0.4	-3.6	-0.3	-2.9	-1.9
Softwood cut stock and dimension.....	08	110503	-19.0	0.4	-3.6	-0.3	-2.9	-1.9
Softwood lumber, not edge worked.....	08	1106	-21.2	5.1	-5.0	-2.0	-3.5	-5.8
Softwood lumber, not edge worked.....	08	110601	-21.2	5.1	-5.0	-2.0	-3.5	-5.8
Softwood dressed lumber, less than 2 inches in nominal thickness, not edge worked.....	08	1106012	-42.1	-5.1	-4.9	-5.1	-5.9	-6.9
Softwood dressed 2-inch lumber, 2 inches in nominal thickness only, not edge worked.....	08	1106013	-23.3	11.1	-7.3	-1.8	-5.6	-7.8
Softwood dressed lumber and timbers, more than 2 inches in nominal thickness, not edge worked.....	08	1106014	-21.2	-1.9	2.7	-5.3	0.2	-9.9
Softwood lumber, made from purchased lumber.....	08	1107	-4.0	1.2	-0.4	0.4	-0.4	-0.2
Softwood lumber, made from purchased lumber.....	08	110701	-4.0	1.2	-0.4	0.4	-0.4	-0.2
Hardwood lumber.....	08	12	-1.4	7.6	-8.4	3.5	-4.9	1.4
Hardwood cut stock and dimension.....	08	1203	-1.7	-0.2	-0.1	0.2	0.2	0.0
Hardwood cut stock and dimension.....	08	120311	-1.7	-0.2	-0.1	0.2	0.2	0.0
Hardwood flooring.....	08	1204	1.2	0.1	-0.5	0.3	0.1	-0.2
Oak and maple hardwood flooring.....	08	120401	1.3	0.1	-0.5	0.3	0.1	-0.2
Hardwood flooring, other than oak and maple.....	08	120402	0.2	0.0	0.0	0.0	0.0	0.0
Hardwood lumber, not edge worked.....	08	1205	-1.4	14.2	-13.2	6.0	-9.1	2.4
Hardwood lumber, not edge worked.....	08	120501	-1.4	14.2	-13.2	6.0	-9.1	2.4
Millwork.....	08	2	-3.7	-0.1	-1.1	0.2	0.2	0.0
General millwork.....	08	21	-0.7	-0.2	-1.0	-0.1	0.3	0.1
General millwork.....	08	2101	-0.7	-0.2	-1.0	-0.1	0.3	0.1
Stock wood kitchen cabinets, related cabinetwork and countertops.....	08	210102	0.0	0.0	-0.5	0.0	0.2	-0.3
Stock wood kitchen cabinets and related cabinetwork for permanent installation.....	08	2101021	0.0	0.0	-0.7	0.0	0.3	-0.4
Custom wood kitchen cabinets, bathroom vanities, and related cabinetwork.....	08	210105	3.1	0.2	-0.8	0.0	0.3	0.6
Custom wood kitchen cabinets and related cabinetwork not sold direct to customer at retail.....	08	2101051	4.5	0.3	-0.3	0.0	0.1	0.3
Custom wood kitchen cabinets, bathroom vanities, and related cabinet work sold at retail.....	08	2101052	1.9	0.0	-1.7	0.0	0.7	1.2
Wood window units.....	08	210112	4.5	0.0	0.0	0.0	0.0	0.0
Double hung wood window units.....	08	2101121	4.3	0.0	0.0	0.0	0.0	0.0
Casement wood window units.....	08	2101122	4.8	0.0	0.0	0.0	0.0	0.0
All other wood window units, including horizontal sliding, awning and single hung.....	08	2101123	4.4	0.0	0.0	0.0	0.0	0.0
Wood sash, excluding sash shipped in window units.....	08	210122	4.6	0.0	0.0	0.0	0.0	0.0
Wood window & door frames, incl. door frames in door units, excl. window frames in window units.....	08	210132	-22.0	-3.6	-10.9	1.4	4.4	1.0
Wood panel, flush, & molded face doors, interior & exterior, incl. doors with glazed sections.....	08	210142	1.6	0.1	-0.5	0.2	-0.2	-0.1
Other wood doors, incl. garage, patio, bifold, cabinet, screen, storm and louver.....	08	210152	1.6	0.1	0.0	-0.2	0.0	0.0
Wood moldings.....	08	210162	-6.3	-0.7	-0.1	-0.2	-0.5	-0.4
Mirror and picture frames and framed pictures.....	08	210175	-	1.1	0.0	0.0	0.0	-
Other wood millwork products, including stairwork, exterior millwork, and softwood flooring.....	08	210183	-1.7	0.0	0.0	-1.6	-0.3	0.0
Prefabricated structural members.....	08	22	-11.7	0.3	-1.3	1.1	0.1	-0.3
Prefabricated structural members.....	08	2201	-11.7	0.3	-1.3	1.1	0.1	-0.3
Laminated veneer lumber.....	08	220107	-15.1	-	-5.3	-0.9	-0.6	-0.6
Other engineered structural wood members, excluding trusses & laminated veneer lumber.....	08	220108	-7.3	0.0	-1.6	0.0	0.0	-0.3
Wood trusses.....	08	220109	-12.2	0.5	-0.7	1.6	0.1	-0.3
Plywood.....	08	3	-4.5	-0.8	1.4	1.4	1.7	-0.3
Softwood veneer and plywood.....	08	31	-2.9	-1.2	2.5	3.3	3.0	-0.3
Softwood veneer and plywood.....	08	3103	-2.9	-1.2	2.5	3.3	3.0	-0.3
Softwood veneer and plywood.....	08	310303	-2.9	-1.2	2.5	3.3	3.0	-0.3
Softwood veneer, incl. veneer backed w/ paper, cloth, or other flexible material.....	08	3103031	-11.3	0.4	1.8	1.7	1.6	-0.2
Softwood plywood products: rough, sanded, and specialties.....	08	3103035	1.5	-2.0	2.9	4.1	3.7	-0.4
Hardwood veneer and plywood.....	08	35	-6.4	-0.3	0.0	-1.1	-0.1	-0.2
Hardwood veneer and plywood.....	08	3501	-6.4	-0.3	0.0	-1.1	-0.1	-0.2
Hardwood veneer, including veneer backed with paper, cloth, or other flexible material.....	08	350102	-2.9	0.2	-0.1	-0.1	-0.5	-0.6
Hardwood plywood.....	08	350104	-12.1	-1.0	0.3	-2.0	0.4	-0.3
Hardwood veneered panels, including two-ply veneers.....	08	350107	-2.0	0.0	-0.3	-1.9	0.0	1.0

See footnotes at end of table.

Table 7. Producer price index percentage changes for commodity and service groupings and individual items, not seasonally adjusted — Continued
 [November 2023]

Title	Commodity code		Unadjusted 12-month percent change ¹	Unadjusted 1-month percent change ¹				
	Group code	Item code		Nov. 2022 to Nov. 2023 ^P	June to July	July to Aug. ^P	Aug. to Sept. ^P	Sept. to Oct. ^P
Other wood products.....	08	4	-4.9	-1.3	-0.1	-0.2	-1.1	0.0
Wood pallets and pallet containers, wood and metal combination.....	08	41	-12.7	-1.4	-1.1	-0.8	-1.9	-1.4
Wood pallets and pallet containers.....	08	4101	-12.7	-1.4	-1.1	-0.8	-1.9	-1.4
Wood pallets and pallet containers, wood and metal combination.....	08	410101	-12.7	-1.4	-1.1	-0.8	-1.9	-1.4
Wood boxes.....	08	42	-5.9	0.2	0.0	-0.3	-3.2	-1.5
Wood boxes.....	08	4201	-5.9	0.2	0.0	-0.3	-3.2	-1.5
Nailed and lock-corner wood boxes.....	08	420101	-1.4	0.0	0.0	0.0	0.0	0.0
Wood box and crate shook.....	08	420102	-8.1	0.4	0.0	-0.6	-0.1	-3.5
Other wood container parts and wood containers.....	08	420127	-4.8	0.0	0.0	0.0	-6.8	0.0
Miscellaneous wood products.....	08	49	6.4	-1.5	1.1	0.7	0.2	2.0
Wood ties, siding, shingles, and shakes, and contract sawing of logs owned by others.....	08	4903	12.2	1.2	6.6	0.0	0.3	-1.3
Wood ties, siding, shingles, and shakes, and contract sawing of logs owned by others.....	08	490301	12.2	1.2	6.6	0.0	0.3	-1.3
Sawn wood fence stock, wood lath, and contract resawing and planing. ...	08	4904	0.0	0.0	0.0	0.0	0.0	0.0
Sawn wood fence stock, wood lath, and contract resawing and planing.....	08	490401	0.0	0.0	0.0	0.0	0.0	0.0
All other miscellaneous wood products.....	08	4909	6.6	-1.9	0.8	0.8	0.2	2.4
All other miscellaneous wood products.....	08	490901	6.6	-1.9	0.8	0.8	0.2	2.4
Logs, bolts, timber, pulpwood and wood chips.....	08	5	-3.9	-0.7	0.4	0.1	0.1	-1.3
Logs, bolts, timber, pulpwood and wood chips.....	08	51	-3.9	-0.7	0.4	0.1	0.1	-1.3
Logs, bolts, timber, pulpwood and wood chips.....	08	5105	-3.9	-0.7	0.4	0.1	0.1	-1.3
Logs, bolts, timber and pulpwood.....	08	510502	-4.5	-0.8	0.9	0.0	0.2	-1.4
Wood chips, excluding field chips.....	08	510505	-1.4	-0.6	-1.4	0.2	-0.7	-1.1
Prefabricated wood buildings & components.....	08	6	-1.8	-0.2	0.0	-0.1	0.4	-0.4
Prefabricated wood buildings & components.....	08	61	-1.8	-0.2	0.0	-0.1	0.4	-0.4
Prefabricated wood buildings and components.....	08	6101	-1.8	-0.2	0.0	-0.1	0.4	-0.4
Prefabricated stationary wood buildings, components (not sold as complete units).....	08	610101	1.0	2.6	-1.5	0.2	-0.2	-0.1
Prefabricated stationary wood buildings, precut packages (complete units).....	08	610102	0.4	0.0	0.2	0.1	-0.3	-0.6
Prefabricated stationary wood buildings, shipped in panel form (complete units).....	08	610103	-4.9	0.3	0.1	-0.3	1.4	-0.7
Prefabricated stationary wood buildings, shipped in three-dimensional assemblies.....	08	610104	0.8	-1.6	0.0	0.0	-0.1	0.0
Prefabricated stationary wood buildings, three-dimensional assemblies, residential.....	08	6101041	1.8	-1.8	0.0	0.0	-0.1	0.0
Prefabricated stationary wood buildings, three-dimensional assemblies, nonresidential.....	08	6101042	-7.6	0.0	0.0	0.0	0.0	0.0
Treated wood and contract wood preserving.....	08	7	1.0	1.1	-0.4	-0.9	0.6	-0.9
Treated wood and contract wood preserving.....	08	71	1.0	1.1	-0.4	-0.9	0.6	-0.9
Treated wood.....	08	7101	1.0	1.2	-0.4	-1.0	0.6	-1.0
Wood poles, piles, and posts owned and treated by the same establishment.....	08	710101	5.4	0.9	0.8	-1.9	1.4	-1.2
Other wood products owned and treated by the same establishment. ...	08	710102	-2.5	1.5	-1.8	0.2	-0.4	-0.6
Contract wood preservation.....	08	7102	1.1	0.2	0.2	0.1	0.0	-0.1
Receipts for treating wood owned by others w/ arsenical chemicals, creosote, & other chemicals.....	08	710201	1.1	0.2	0.2	0.1	0.0	-0.1
Pulp, paper, and allied products.....	09	—	-0.8	-0.2	0.2	0.2	-0.5	0.0
Pulp, paper, and prod., ex. bldg. paper.....	09	1	-2.0	-0.7	-0.4	0.2	0.2	-0.1
Wood pulp.....	09	11	-23.2	0.4	-2.1	-5.7	5.4	2.2
Wood pulp.....	09	1105	-23.2	0.4	-2.1	-5.7	5.4	2.2
Wood pulp.....	09	110501	-23.2	0.4	-2.1	-5.7	5.4	2.2
Special alpha and dissolving wood pulp, incl. sulfite and sulfate and other wood pulp.....	09	1105012	-23.9	1.2	-2.5	-6.5	8.8	2.5
All other miscellaneous pulp, other than wood, and pulp mill byproducts incl. turpentine.....	09	1105017	-19.5	-4.6	0.0	0.0	-15.0	0.2
Recyclable paper.....	09	12	74.7	-0.2	2.2	9.6	11.4	7.9
News and other low grade recyclable paper.....	09	1201	1.9	-1.4	-7.7	9.2	7.8	0.4
News and other low grade recyclable paper.....	09	120125	1.9	-1.4	-7.7	9.2	7.8	0.4
Corrugated recyclable paper.....	09	1203	156.6	2.0	5.4	8.4	13.0	11.3
Corrugated recyclable paper.....	09	120325	156.6	2.0	5.4	8.4	13.0	11.3
High grade recyclable paper (including pulp substitutes and deinking).....	09	1207	-11.7	-6.2	-4.1	13.5	7.4	-1.2
High grade recyclable (including pulp substitutes and deinking).....	09	120725	-11.7	-6.2	-4.1	13.5	7.4	-1.2

See footnotes at end of table.

Table 7. Producer price index percentage changes for commodity and service groupings and individual items, not seasonally adjusted — Continued
 [November 2023]

Title	Commodity code		Unadjusted 12-month percent change ¹	Unadjusted 1-month percent change ¹				
	Group code	Item code		Nov. 2022 to Nov. 2023 ^P	June to July	July to Aug. ^P	Aug. to Sept. ^P	Sept. to Oct. ^P
Paper.....	09	13	-1.2	-0.8	-0.6	0.7	-0.5	-0.4
Writing and printing papers.....	09	1301	-1.5	-1.3	-0.7	0.7	-1.6	-0.2
Bleached bristol, clay-coated, uncoated, and industrial converted paper.....	09	130119	-0.7	-1.7	0.0	0.9	-1.6	-0.1
Newsprint.....	09	1302	-19.2	-5.6	-3.0	2.2	-4.8	-3.1
Newsprint.....	09	130291	-19.2	-5.6	-3.0	2.2	-4.8	-3.1
Packaging and industrial converting paper.....	09	1303	-0.5	-0.5	-0.4	0.5	0.7	-0.1
Coated and laminated single and multi-web paper.....	09	130321	-1.5	-0.8	0.0	0.0	-0.2	0.0
Single-web paper, rolls and sheets, including waxed, for flexible packaging uses.....	09	1303211	3.4	0.0	0.0	0.0	0.0	0.0
Multiweb laminated rolls and sheets, except foil, for flexible packaging uses.....	09	1303213	-6.3	-1.7	0.0	0.0	-0.4	0.0
Coated and laminated single and multi-web film.....	09	130322	0.5	-0.5	-0.4	0.7	0.4	-0.2
Single-web film, rolls, and sheets, including coextruded, for flexible packaging uses.....	09	130322A	3.7	-0.4	-0.1	0.9	0.9	-0.1
Single-web film, rolls, and sheets for flexible packaging uses.....	09	130322A1	4.4	-0.3	0.1	0.7	0.5	0.2
Coextruded single-web film, for flexible packaging uses.....	09	130322A2	0.8	-1.1	-0.7	1.8	2.6	-1.0
All other coated and processed papers.....	09	1305	0.8	1.0	-0.4	1.1	0.8	-2.8
Converted foil for nonpackaging applications.....	09	130505	-0.9	0.0	0.9	0.0	0.0	0.0
Other coated and processed papers, except for packaging uses.....	09	130506	1.2	1.3	-0.7	1.3	1.0	-3.5
Paperboard.....	09	14	-6.9	-2.1	-0.3	0.5	0.0	0.3
Corrugated paperboard in sheets and rolls, lined and unlined.....	09	1405	-10.6	-2.7	1.0	-1.7	1.2	0.0
Corrugated paperboard in sheets and rolls, lined and unlined.....	09	140551	-10.6	-2.7	1.0	-1.7	1.2	0.0
Paperboard, excluding corrugated paperboard in sheets and rolls.....	09	1411	-6.0	-2.0	-0.6	0.9	-0.2	0.4
Recycled paperboard.....	09	141105	-11.3	-1.6	-0.2	-0.8	0.1	0.0
Unbleached kraft packaging and industrial converting paperboard.....	09	141107	-4.8	-3.2	-0.2	2.2	-0.5	0.8
Bleached packaging and industrial converting paperboard.....	09	141112	-2.0	0.0	-2.0	0.0	0.0	0.0
Converted paper and paperboard products.....	09	15	-1.5	-0.2	-0.5	0.0	-0.3	-0.6
Sanitary paper products, including stock.....	09	1501	-1.5	0.0	-0.6	0.1	-0.8	-1.9
Sanitary paper products, including stock.....	09	150123	-1.5	0.0	-0.6	0.1	-0.8	-1.9
Sanitary tissue paper products, made in paper mills.....	09	1501233	-4.3	-0.2	-0.6	0.0	-1.5	-3.4
Disposable diapers and similar disposable products, purchased sanitary paper stock and wadding.....	09	1501234	0.0	0.0	0.0	0.0	0.0	0.0
Sanitary tissue paper products, made from purchased sanitary paper stock or wadding.....	09	1501235	4.2	0.6	-1.2	0.5	0.1	0.1
Paper, plastic, and foil bags.....	09	1502	1.0	0.0	-0.1	0.0	0.0	-0.1
Uncoated single-web paper grocers' bags and sacks and variety and shopping bags.....	09	150214	15.5	0.2	0.0	0.0	-0.6	0.0
Specialty bags, pouches and liners.....	09	150216	-0.1	0.0	-0.2	0.0	0.1	-0.1
Plastics, foil, and coated paper bags.....	09	1502161	0.6	-0.1	0.0	0.1	0.0	0.0
Specialty bags, pouches, and liners, multiweb laminations and foil, except film-film.....	09	15021612	1.0	-0.2	-0.1	0.1	0.0	0.0
Single-web film specialty bags, pouches, and liners.....	09	1502162	-0.1	0.0	-0.2	0.0	0.1	-0.1
Polyethylene grocery and variety bags and pouches.....	09	15021621	-2.4	-0.1	0.1	0.1	0.2	0.0
Polyethylene refuse bags.....	09	15021622	-2.4	-0.3	-0.3	-0.3	-0.6	0.4
Other polyethylene bags, pouches, and liners.....	09	15021625	2.6	0.3	-0.3	0.0	0.6	-0.7
Coextruded single-web film specialty bags, pouches, & liners.....	09	15021626	-0.5	0.0	-0.1	0.0	0.0	0.0
Multiweb film/film combination specialty bags, pouches and liners.....	09	1502163	-1.4	-0.3	-1.5	1.3	0.5	0.0
Paper boxes and containers.....	09	1503	-3.4	-0.4	-0.5	-0.2	-0.1	-0.2
Corrugated shipping containers.....	09	150301	-6.6	-0.4	-0.9	-0.1	0.0	0.0
Corrugated shipping containers for food and beverages and carryout boxes for retail food.....	09	1503011	-5.7	-0.4	-1.4	-0.1	-0.2	0.0
Corrugated shipping containers for paper and allied products.....	09	1503012	-15.6	-0.7	-2.0	-0.1	0.5	0.0
Corrugated shipping containers for metal and electrical machinery.....	09	1503013	-3.5	-0.5	0.0	-0.1	0.2	0.0
Corrugated shipping containers for all other end uses.....	09	1503014	-4.4	-0.3	-0.1	-0.1	0.0	0.0
Setup (rigid) paperboard boxes.....	09	150322	10.5	0.0	0.0	0.0	-0.1	1.0
Folding paperboard boxes, packaging, and packaging components.....	09	150336	2.5	-0.1	0.0	-0.3	-0.1	-1.2
Folding paperboard boxes, packaging, and packaging components.....	09	15033601	2.5	-0.1	0.0	-0.3	-0.1	-1.2
Paperboard fiber drums with ends of any material.....	09	150337	-2.9	0.0	2.5	-0.1	0.2	-2.4
Other corrugated and solid fiber products, including containers, pallets, pads, etc.....	09	1504	-2.7	-0.3	-0.4	0.0	0.0	0.0
Other corrugated and solid fiber products, including containers, pallets, pads, etc.....	09	150441	-2.7	-0.3	-0.4	0.0	0.0	0.0
Office supplies and accessories.....	09	1506	4.1	0.3	-0.8	0.5	-0.6	0.7
Envelopes.....	09	150636	-1.9	0.2	-0.2	-0.1	0.1	1.1
Die-cut paper and paperboard office supplies.....	09	150646	16.2	0.0	0.0	0.0	0.0	7.3
Paper supplies for business machines and other misc. unprinted office supplies.....	09	150655	9.2	1.1	-2.8	2.7	-2.2	-2.4

See footnotes at end of table.

Table 7. Producer price index percentage changes for commodity and service groupings and individual items, not seasonally adjusted — Continued
 [November 2023]

Title	Commodity code		Unadjusted 12-month percent change ¹	Unadjusted 1-month percent change ¹				
	Group code	Item code		Nov. 2022 to Nov. 2023 ^P	June to July	July to Aug. ^P	Aug. to Sept. ^P	Sept. to Oct. ^P
Tablets, pads, and related products.....	09	150657	3.9	0.0	-0.8	-0.3	-0.4	0.0
Fiber cans, tubes, and similar fiber products.....	09	1507	1.6	0.3	0.1	0.1	-0.1	-0.2
Fiber cans, all fiber and composite.....	09	150731	6.8	1.0	0.2	0.4	-0.2	0.3
Fiber cores and tubes.....	09	150732	-1.2	0.0	0.0	0.0	0.0	-0.5
Paperboard cones, reels, spools, bobbins, blocks, and all vulcanized fiber products.....	09	150733	8.4	0.0	0.0	0.0	0.0	0.0
Molded pulp goods, including egg cartons, florists pots, food trays, etc....	09	1508	-1.9	-0.8	0.1	-2.1	-0.2	-1.3
Molded pulp goods, including egg cartons, florists pots, food trays, etc.....	09	150814	-1.9	-0.8	0.1	-2.1	-0.2	-1.3
Miscellaneous converted paper and paperboard products.....	09	1509	-0.3	0.0	-0.4	-0.4	0.2	-0.4
Pasted, lined, laminated, or surface-coated paperboard.....	09	150901	-3.3	0.0	0.0	-1.3	0.0	0.0
Wallcoverings.....	09	150902	1.7	0.0	0.0	0.0	0.0	0.0
Other sanitary paper products & misc. converted paper & paperboard products.....	09	150999	0.3	0.1	-0.5	-0.2	0.2	-0.5
Miscellaneous converted paper and paperboard products.....	09	1509992	0.8	0.1	-0.8	-0.2	0.2	-0.5
Pressure-sensitive products.....	09	16	-0.1	-0.5	0.1	-0.2	0.3	-0.4
Pressure-sensitive products.....	09	1601	-0.1	-0.5	0.1	-0.2	0.3	-0.4
Pressure-sensitive products.....	09	160101	-0.1	-0.5	0.1	-0.2	0.3	-0.4
Building paper & building board mill prods.....	09	2	-4.6	6.5	13.5	-0.2	-17.9	0.5
Hardboard, particleboard & fiberboard prods.....	09	22	-4.6	6.5	13.5	-0.2	-17.9	0.5
Particleboard and fiberboard.....	09	2201	-5.3	6.8	14.0	-0.2	-18.6	0.5
Particleboard made from particleboard produced at the same location...	09	220125	-11.3	0.2	-1.9	-1.4	-0.2	-0.8
Prefinished particleboard and medium density fiberboard (MDF) made from purchased materials.....	09	220141	-6.8	1.9	-0.2	-2.6	0.0	0.0
Hardboard products.....	09	2202	-0.6	0.0	-0.2	0.0	0.0	0.0
Hardboard products.....	09	220206	-0.6	0.0	-0.2	0.0	0.0	0.0
Publications, printed matter and printing material.....	09	4	2.9	0.1	0.2	0.2	0.0	0.2
Books printing.....	09	44	6.6	0.8	-1.1	0.5	0.0	1.5
Books printing.....	09	4401	6.6	0.8	-1.1	0.5	0.0	1.5
Books printing.....	09	440114	6.6	0.8	-1.1	0.5	0.0	1.5
Textbook printing and binding.....	09	4401141	-2.2	0.0	-0.3	-1.0	0.0	0.0
Technical, scientific, & professional book printing & binding.....	09	4401143	-0.4	-1.0	-0.1	-0.2	0.5	0.0
Religious book printing and binding.....	09	4401145	0.8	0.4	-1.6	0.0	0.0	0.9
General book (trade, etc.) printing and binding.....	09	4401147	17.9	2.0	-2.1	1.8	0.0	3.6
Other book and pamphlet printing and binding.....	09	440114E	1.7	0.0	0.0	0.1	0.0	0.0
Manifold business forms printing.....	09	45	0.1	0.0	0.0	0.0	0.0	0.0
Manifold business forms printing.....	09	4501	0.1	0.0	0.0	0.0	0.0	0.0
Manifold business forms printing, excluding checkbooks.....	09	450105	0.1	0.0	0.0	0.0	0.0	0.0
Commercial printing.....	09	47	2.8	0.0	0.2	0.2	0.0	0.1
Magazine and periodical printing.....	09	4701	0.1	-0.4	0.0	0.0	-0.2	0.0
Magazine and periodical printing (lithographic).....	09	470102	0.1	-0.4	0.0	0.0	-0.2	0.0
Label and wrapper printing for packaging.....	09	4702	2.2	0.0	0.0	0.0	0.0	0.0
Label and wrapper printing (lithographic).....	09	470202	-2.0	0.0	0.0	0.0	0.0	0.0
Label and wrapper printing (flexographic).....	09	470205	3.6	0.0	0.0	0.0	0.0	0.0
Catalog and directory printing.....	09	4703	-0.4	-0.1	0.0	0.0	-0.4	0.0
Catalog and directory printing (lithographic).....	09	470302	-0.4	-0.1	0.0	0.0	-0.4	0.0
Advertising printing.....	09	4705	0.4	0.2	0.0	0.0	0.0	0.1
Advertising printing (lithographic).....	09	470506	0.6	0.2	0.0	0.0	0.0	0.1
Other general job printing.....	09	4706	3.9	-0.1	0.0	0.6	-0.1	0.0
Quick printing.....	09	470604	-	0.0	0.0	3.9	0.0	-
Other commercial and general job printing.....	09	470609	3.3	-0.1	0.0	0.1	-0.2	0.0
Other commercial and general job printing (lithographic).....	09	4706091	3.5	-0.1	0.0	0.0	-0.2	0.0
All other commercial and general job printing.....	09	4706094	1.4	0.0	0.0	1.4	0.0	0.0
Other commercial printing, incl. screen, engraving, digital, & general job exc. labels/wrappers.....	09	4711	5.3	0.1	0.7	0.3	0.0	0.2
Commercial screen printing, excluding on garments, apparel accessories, & other fabric articles.....	09	471101	5.4	0.0	0.0	0.0	0.0	0.0
Screen printing (excluding on textiles, apparel, apparel accessories, and labels).....	09	4711012	5.4	0.0	0.0	0.0	0.0	0.0
Other commercial and general job screen printing.....	09	47110123	2.5	0.0	-0.1	0.0	0.0	0.0
Digital printing.....	09	471103	5.7	0.2	0.9	0.4	0.0	0.2
Blankbooks, binders, and bookbinding work.....	09	48	2.9	-0.2	-0.1	-0.1	-0.1	0.2
Tradebinding and related work.....	09	4802	1.5	-0.3	-0.1	-0.1	-0.1	0.3
Miscellaneous binding and postpress work, incl collating, perforating, folding, gluing, etc.....	09	480203	-1.0	-0.7	-0.3	-0.3	0.0	0.0

See footnotes at end of table.

Table 7. Producer price index percentage changes for commodity and service groupings and individual items, not seasonally adjusted — Continued
 [November 2023]

Title	Commodity code		Unadjusted 12-month percent change ¹	Unadjusted 1-month percent change ¹				
	Group code	Item code		Nov. 2022 to Nov. 2023 ^P	June to July	July to Aug. ^P	Aug. to Sept. ^P	Sept. to Oct. ^P
Softcover, pamphlet, sample book, and other binding of books and materials printed elsewhere.....	09	480204	4.7	0.2	0.0	0.0	-0.4	0.1
Services for the printing trade.....	09	49	1.0	0.0	1.0	0.0	0.0	0.0
Prepress services, including platemaking.....	09	4905	1.0	0.0	1.0	0.0	0.0	0.0
Prepress services, excl platemaking (incl film, assembled flats, color sep., typesetting, etc.).....	09	490501	0.8	-	-	0.0	0.0	0.0
Printing plates and cylinders, prepared for printing (excl blank plates and blank cylinders).....	09	490502	1.4	0.0	1.4	0.0	0.0	0.0
Metals and metal products.....	10	-	-1.3	-1.5	-0.6	-0.8	-0.8	0.0
Iron and steel.....	10	1	-3.6	-3.9	-1.1	-2.3	-2.3	-0.1
Iron ores.....	10	11	-6.1	-0.7	1.1	0.5	-1.1	-1.9
Iron ores.....	10	1105	-6.1	-0.7	1.1	0.5	-1.1	-1.9
Iron ores.....	10	110555	-6.1	-0.7	1.1	0.5	-1.1	-1.9
Iron and steel scrap.....	10	12	14.1	-3.2	0.8	0.7	-3.1	6.0
Carbon steel scrap.....	10	1211	16.0	-3.7	1.0	0.6	-3.2	6.6
Heavy melting scrap.....	10	121191	17.7	-	2.2	4.3	-1.0	2.6
Carbon steel scrap bundles.....	10	121192	20.3	-5.9	-0.8	-10.5	-1.6	7.5
Shredded carbon steel scrap.....	10	121193	14.5	-4.7	-0.1	0.8	-4.6	8.5
Cut plate and structural scrap.....	10	121194	18.2	-0.8	2.4	0.9	-1.6	4.4
Stainless and other alloy steel scrap.....	10	1212	1.0	3.1	-0.3	0.8	-3.6	-1.8
Stainless and other alloy steel scrap.....	10	121208	1.0	3.1	-0.3	0.8	-3.6	-1.8
Cast iron scrap.....	10	1213	-11.5	-4.5	-0.1	-3.7	-0.9	1.0
Cast iron scrap.....	10	121308	-11.5	-4.5	-0.1	-3.7	-0.9	1.0
Other ferrous scrap.....	10	1215	-	1.4	-4.5	-	-	-
Other ferrous scrap.....	10	121501	-	1.4	-4.5	-	-	-
Foundry and forge shop products.....	10	15	1.8	-0.7	0.5	-0.1	-0.6	-0.2
Pressure and soil pipe and fittings, cast iron.....	10	1502	0.8	0.6	-1.7	-0.1	-0.1	0.4
Ductile iron pressure pipe and fittings.....	10	150211	-	1.3	-3.0	-0.3	-	-
Cast iron pressure and soil pipe and fittings, except ductile pressure pipe.....	10	150227	-	-	-	-	-	0.6
Other gray and ductile iron castings.....	10	1504	0.1	0.0	-0.4	-0.4	0.0	-0.1
Ductile iron castings (excluding pressure pipe & fittings).....	10	150413	0.3	-0.5	-0.2	-0.4	0.2	-0.3
Gray iron castings (including molds and stools for heavy steel ingots).....	10	150419	0.2	0.7	-0.7	-0.3	-0.3	0.1
Standard and pearlitic malleable iron castings.....	10	1505	-	-	-	-	-	-0.3
Standard and pearlitic malleable iron castings.....	10	150501	-	-	-	-	-	-0.3
Steel investment castings.....	10	1506	1.4	-1.7	0.0	0.0	-1.1	0.0
Steel investment castings.....	10	150624	1.4	-1.7	0.0	0.0	-1.1	0.0
Carbon steel castings, except investment.....	10	1507	8.8	0.0	1.2	1.3	0.1	0.0
Carbon steel castings, except investment.....	10	150701	8.8	0.0	1.2	1.3	0.1	0.0
High alloy steel castings, excluding investment.....	10	1508	8.1	0.0	7.1	0.0	-5.6	0.0
High alloy steel castings, excluding investment.....	10	150801	8.1	0.0	7.1	0.0	-5.6	0.0
Other alloy steel castings, except investment.....	10	1509	11.8	0.0	8.0	0.2	0.0	1.2
Other alloy steel castings, except investment.....	10	150901	11.8	0.0	8.0	0.2	0.0	1.2
Other forge shop products.....	10	1513	0.3	-1.6	-0.5	-0.2	0.0	-0.8
Closed die forgings, ferrous.....	10	151359	-0.5	-2.2	-0.2	0.0	0.2	-1.0
Hot impression die impact, press and upset steel forgings.....	10	15135912	-0.2	-2.4	-0.3	0.0	0.2	-1.0
Hot impression die impact, press, and upset carbon steel forgings.....	10	151359121	-2.0	-	0.0	0.2	0.0	-1.9
Hot impression die impact, press, & upset alloy steel forgings, except stainless and high temp.....	10	151359122	0.0	-0.9	-0.5	-0.2	0.4	-0.3
Steel mill products.....	10	17	-8.4	-4.7	-2.0	-3.5	-2.5	-1.5
Semifinished steel mill products.....	10	1702	-2.7	-1.8	-0.9	-1.0	-1.3	-0.5
Hot rolled steel bars, plates, and structural shapes.....	10	1704	-8.4	-2.2	0.2	-2.5	-1.3	-1.1
Hot rolled steel bars, plates, & structural shapes, alloy.....	10	170406	-	-2.2	-	-	-	-
Hot rolled steel bars, plates, and structural shapes, carbon.....	10	170410	-9.3	-2.3	0.2	-2.6	-1.3	-1.0
Steel wire.....	10	1705	-9.8	-2.4	-1.0	-1.8	-1.2	-1.0
Steel wire, carbon.....	10	170501	-10.9	-2.2	-1.3	-1.2	-1.3	-1.4
Steel wire, stainless steel.....	10	170502	-	0.0	-	-	-	-
Steel pipe and tube.....	10	1706	-18.0	-2.9	-1.4	-1.7	-0.1	0.2
Steel pipe and tube, carbon.....	10	170652	-17.9	-3.1	-0.9	-2.3	-0.4	0.3
Steel pipe and tube, stainless steel.....	10	170674	-7.8	-1.3	-2.3	-0.5	-0.6	-1.0
Cold rolled steel sheet and strip.....	10	1707	1.4	-3.2	-1.9	-7.0	-0.2	0.0
Cold rolled steel sheet and strip.....	10	170710	1.4	-3.2	-1.9	-7.0	-0.2	0.0
Cold finished steel bars and bar shapes.....	10	1708	-9.9	-1.1	-1.8	-0.5	-1.7	-0.9
Cold finished steel bars and bar shapes.....	10	170810	-9.9	-1.1	-1.8	-0.5	-1.7	-0.9

See footnotes at end of table.

Table 7. Producer price index percentage changes for commodity and service groupings and individual items, not seasonally adjusted — Continued
 [November 2023]

Title	Commodity code		Unadjusted 12-month percent change ¹	Unadjusted 1-month percent change ¹				
	Group code	Item code		Nov. 2022 to Nov. 2023 ^P	June to July	July to Aug. ^P	Aug. to Sept. ^P	Sept. to Oct. ^P
Electrometallurgical ferroalloy products.....	10	1712	-27.4	-1.9	-1.3	-2.9	-2.0	-1.9
Electrometallurgical ferroalloy products.....	10	171201	-27.4	-1.9	-1.3	-2.9	-2.0	-1.9
Nonferrous metals.....	10	2	-2.1	-1.2	-0.8	-0.4	-0.4	-0.2
Nonferrous metal ores.....	10	21	0.3	-4.2	-3.0	0.5	1.8	-0.5
Other metal ores.....	10	2112	-	-10.3	-	-	-	-
Other metal ores.....	10	211201	-	-10.3	-	-	-	-
Primary nonferrous metals.....	10	22	3.3	2.0	-3.9	1.9	-2.0	0.9
Primary nonferrous metals.....	10	2201	3.3	2.0	-3.9	1.9	-2.0	0.9
Other nonferrous metals, unalloyed.....	10	220181	-	4.5	-6.5	2.7	-	-
Nonferrous scrap.....	10	23	-8.5	-2.5	0.5	-1.4	-1.5	-1.0
Copper base scrap.....	10	2301	-0.3	-0.1	-0.7	-0.6	-3.4	1.4
No. 1 copper scrap, including wire.....	10	230101	-3.3	-0.6	-0.4	-0.1	-4.6	1.2
No. 2 copper scrap, including wire.....	10	230102	-2.6	0.2	-0.9	-2.2	-3.3	1.5
Yellow brass scrap.....	10	230103	-	1.1	-1.4	-0.9	-0.4	-
Aluminum base scrap.....	10	2302	12.1	-2.1	1.2	-1.8	0.4	2.5
Used beverage can scrap.....	10	230205	-12.0	-7.0	1.7	-5.5	-0.2	0.6
Other nonferrous scrap (including lead, zinc and precious metals).....	10	2303	-30.7	-5.5	1.1	-1.7	-1.2	-7.3
Other nonferrous scrap (including lead, zinc and precious metals).....	10	230309	-30.7	-5.5	1.1	-1.7	-1.2	-7.3
Secondary nonferrous metals.....	10	24	-4.0	-1.2	-1.4	-0.1	-1.5	0.4
Secondary aluminum.....	10	2402	-10.9	-2.2	-1.9	-1.8	-1.6	-2.3
Secondary aluminum.....	10	240229	-10.9	-2.2	-1.9	-1.8	-1.6	-2.3
Secondary copper, alloyed and unalloyed.....	10	2403	3.9	2.6	-0.4	0.4	-1.1	0.5
Secondary copper, alloyed and unalloyed.....	10	240339	3.9	2.6	-0.4	0.4	-1.1	0.5
Secondary precious metals.....	10	2406	7.4	-1.4	-1.3	0.2	-2.2	5.1
Secondary precious metals.....	10	240669	7.4	-1.4	-1.3	0.2	-2.2	5.1
All other miscellaneous secondary nonferrous metals, including lead and zinc.....	10	2408	-1.1	-0.3	-0.8	4.1	-0.6	2.3
All other miscellaneous secondary nonferrous metals, including lead and zinc.....	10	240801	-	-0.3	-0.8	4.1	-0.6	2.3
Nonferrous mill shapes.....	10	25	-0.3	-0.9	-0.2	-0.5	-0.8	-0.2
Aluminum mill shapes.....	10	2501	-0.3	-1.3	-0.3	-0.9	-0.4	-0.2
Extruded aluminum shapes, including rod, bar, and wire.....	10	250162	2.0	-1.2	-1.2	-0.9	-0.4	-0.4
Copper and brass mill shapes.....	10	2502	-1.9	0.1	0.1	-0.1	-1.8	-0.2
Copper and copper alloy sheet, strip and plate.....	10	250237	-	0.0	-0.9	0.4	-	-
Copper and copper alloy rod, bar and shapes.....	10	250238	-1.3	0.2	1.9	-0.3	-2.2	0.0
Copper and copper alloy pipe and tube.....	10	250239	-7.8	-0.2	-3.0	0.0	-2.4	-0.5
Nickel and nickel-base alloy mill shapes.....	10	2504	-4.1	-5.0	-0.8	0.1	-2.5	0.0
Nickel and nickel-base alloy mill shapes.....	10	250466	-4.1	-5.0	-0.8	0.1	-2.5	0.0
Titanium and titanium-base alloy mill shapes.....	10	2505	6.2	0.0	0.6	0.7	0.0	-0.1
Titanium and titanium-base alloy mill shapes.....	10	250505	6.2	0.0	0.6	0.7	0.0	-0.1
Other nonferrous mill shapes.....	10	2519	5.7	0.0	-1.3	-0.2	0.1	0.0
All other nonferrous metal mill shapes, except precious metal.....	10	251935	5.8	0.0	-1.3	-0.4	1.1	0.0
Nonferrous wire and cable.....	10	26	-3.5	1.4	0.5	-1.5	-0.4	0.3
Nonferrous wire and cable.....	10	2603	-3.5	1.4	0.5	-1.5	-0.4	0.3
Electronic wire and cable.....	10	260301	1.5	-0.1	0.0	0.0	0.0	0.0
Copper wire and cable.....	10	260314	0.5	0.3	-0.4	-0.8	-1.2	0.4
Power wire and cable.....	10	260332	20.3	15.5	4.2	-7.8	3.5	0.3
Fiber optic cable.....	10	260333	-3.9	-6.3	0.0	0.0	-2.4	0.0
Other wire and cable.....	10	260398	6.9	-0.4	1.4	1.3	0.5	0.9
Nonferrous forge shop products.....	10	27	6.9	2.1	0.0	0.0	0.7	0.0
Nonferrous forge shop products.....	10	2701	6.9	2.1	0.0	0.0	0.7	0.0
Nonferrous forge shop products.....	10	270111	6.9	2.1	0.0	0.0	0.7	0.0
Hot impression die, impact, press and upset aluminum and other nonferrous forgings.....	10	27011111	7.6	2.3	0.0	0.0	0.8	0.0
Hot impression die, impact, press and upset aluminum and aluminum alloy forgings.....	10	270111111	0.0	-0.1	0.0	0.0	1.6	0.0
Hot impression die, impact, press and upset titanium and titanium alloy forgings.....	10	270111112	13.9	1.3	0.0	0.0	0.0	0.0
Other nonferrous hot impression die impact, press, and upset forgings.....	10	270111113	-	32.1	-	-	-	-
Nonferrous foundry shop products.....	10	28	1.8	-0.2	0.0	-0.1	0.0	-0.3
Aluminum castings.....	10	2802	-0.5	-0.1	0.0	-0.2	-0.3	-0.4
Aluminum die-castings.....	10	280207	-2.8	-0.2	-0.3	-0.3	-0.6	-0.7
Aluminum castings, excluding die-castings.....	10	280208	3.6	0.0	0.4	0.0	0.2	0.0

See footnotes at end of table.

Table 7. Producer price index percentage changes for commodity and service groupings and individual items, not seasonally adjusted — Continued
 [November 2023]

Title	Commodity code		Unadjusted 12-month percent change ¹	Unadjusted 1-month percent change ¹				
	Group code	Item code		Nov. 2022 to Nov. 2023 ^P	June to July	July to Aug. ^P	Aug. to Sept. ^P	Sept. to Oct. ^P
Castings, nonferrous (except aluminum).....	10	2807	6.7	-0.3	0.0	0.0	0.8	-0.2
Castings, nonferrous (except aluminum).....	10	280701	6.7	-0.3	0.0	0.0	0.8	-0.2
Nonferrous die-castings (except aluminum).....	10	2807011	-1.4	-0.2	-0.3	0.0	-0.2	0.0
Copper base castings (excluding die-castings).....	10	2807013	-0.3	-0.6	0.3	0.0	-0.8	-0.7
Metal containers.....	10	3	-5.2	0.0	-1.6	-0.2	-0.9	-0.5
Metal cans and can components.....	10	31	-5.4	-0.1	-2.1	-0.3	-1.0	0.0
Steel cans and tinware end products.....	10	3102	-1.2	0.0	0.0	-0.7	0.0	0.0
Steel cans and tinware end products.....	10	310231	-1.2	0.0	0.0	-0.7	0.0	0.0
Aluminum cans and can components.....	10	3103	-8.1	-0.2	-3.5	0.0	-1.8	0.0
Aluminum cans and can components.....	10	310331	-8.1	-0.2	-3.5	0.0	-1.8	0.0
Barrels, drums, pails and other metal containers.....	10	32	-4.2	0.6	0.6	0.0	-0.4	-2.4
Barrels, drums, pails and other metal containers.....	10	3201	-4.2	0.6	0.6	0.0	-0.4	-2.4
Steel shipping barrels and drums (excl. beer barrels) (more than 12-gallon capacity).....	10	320106	-7.7	2.2	2.0	0.0	-1.3	-6.5
All other metal containers.....	10	320107	-3.2	0.0	-1.0	0.0	0.0	0.0
Hardware.....	10	4	2.2	0.1	0.0	0.0	0.0	0.1
Hardware, n.e.c.....	10	41	1.3	0.1	0.0	0.0	0.0	0.2
Builders' hardware.....	10	4101	0.8	0.0	0.0	0.0	0.0	0.0
Builders' hardware (lock units, key blanks, door & window hardware, cabinet hardware, etc.).....	10	410104	0.8	0.0	0.0	0.0	0.0	0.0
Transportation equipment hardware.....	10	4103	4.2	0.2	0.0	0.0	0.0	0.6
Motor vehicle hardware.....	10	410311	-	0.0	0.0	-	-	-
Other transportation equipment hardware, incl. marine & aircraft (excl. motor vehicle hardware).....	10	410341	-	1.0	0.0	-	-	-
Furniture hardware.....	10	4104	-3.1	0.0	-0.2	0.0	0.0	0.0
Furniture hardware.....	10	410411	-3.1	0.0	-0.2	0.0	0.0	0.0
Other miscellaneous hardware.....	10	4105	-1.5	0.1	0.0	0.0	0.0	0.0
Other miscellaneous hardware.....	10	410502	-1.5	0.1	0.0	0.0	0.0	0.0
Hand and edge tools.....	10	42	4.0	0.1	-0.1	0.0	0.0	0.0
Hand and edge tools.....	10	4201	4.0	0.1	-0.1	0.0	0.0	0.0
Mechanics hand service tools.....	10	420135	2.2	0.4	-0.4	-0.2	0.0	-0.2
Edge tools, hand operated.....	10	420145	6.5	0.0	0.0	0.0	0.0	0.0
All other misc handtools, including cutting dies, machine & power-driven (except metal cutting).....	10	420155	4.6	0.0	0.0	0.0	0.0	0.1
Plumbing fixtures and fittings.....	10	5	1.3	0.2	-0.3	0.0	-0.1	0.4
Plumbing fixture fittings and trim.....	10	54	1.7	0.0	0.0	0.0	0.0	0.0
Plumbing fixtures, fittings, and trim.....	10	5402	1.7	0.0	0.0	0.0	0.0	0.0
Lavatory and sink fittings.....	10	540218	3.7	0.0	0.0	0.0	0.0	0.0
Miscellaneous plumbing fixtures, fittings, and trim.....	10	540223	0.3	0.0	0.0	0.0	0.0	0.0
Enameled iron & metal sanitary ware.....	10	56	0.8	1.2	-2.1	-0.3	-0.7	3.2
Enameled iron and metal sanitary ware.....	10	5601	0.8	1.2	-2.1	-0.3	-0.7	3.2
Enameled iron and metal sanitary ware.....	10	560102	0.8	1.2	-2.1	-0.3	-0.7	3.2
Heating equipment.....	10	6	2.4	0.0	0.1	-0.2	0.7	0.0
Steam and hot water equipment.....	10	61	5.1	0.0	0.0	0.0	0.0	0.0
Steam and hot water equipment.....	10	6101	5.1	0.0	0.0	0.0	0.0	0.0
Cast iron heating boilers, radiators and convectors.....	10	610106	3.8	0.0	0.0	0.0	0.0	0.0
Furnaces and heaters, including parts.....	10	62	1.6	0.1	0.3	-0.4	1.9	-0.1
Furnaces and heaters, including parts.....	10	6201	1.6	0.1	0.3	-0.4	1.9	-0.1
Furnaces and heaters, including parts.....	10	620146	1.6	0.1	0.3	-0.4	1.9	-0.1
Warm air furnaces, including parts.....	10	6201461	1.7	-0.5	0.4	-0.6	2.6	-0.2
Warm air furnaces.....	10	62014611	2.9	-0.3	0.2	-0.6	2.7	-0.2
Floor and wall furnaces, unit heaters, infrared heaters, & mechanical stokers, including parts.....	10	6201462	1.4	1.4	0.0	0.0	0.0	0.0
Other heating equipment, non-electric, including parts.....	10	63	5.1	-0.1	0.0	0.0	0.0	0.2
Other heating equipment, non-electric, including parts.....	10	6301	5.1	-0.1	0.0	0.0	0.0	0.2
Other heating equipment, non-electric, including parts.....	10	630161	5.1	-0.1	0.0	0.0	0.0	0.2
Domestic heating stoves.....	10	64	1.7	0.0	0.0	0.0	0.0	0.0
Domestic heating stoves.....	10	6401	1.7	0.0	0.0	0.0	0.0	0.0
Domestic heating stoves.....	10	640141	1.7	0.0	0.0	0.0	0.0	0.0
Domestic water heaters.....	10	66	0.2	0.0	0.0	0.0	0.0	0.0
Domestic water heaters.....	10	6601	0.2	0.0	0.0	0.0	0.0	0.0
Household water heaters, electric, for permanent installation.....	10	660101	0.1	0.0	0.0	0.0	0.0	0.0

See footnotes at end of table.

Table 7. Producer price index percentage changes for commodity and service groupings and individual items, not seasonally adjusted — Continued
 [November 2023]

Title	Commodity code		Unadjusted 12-month percent change ¹	Unadjusted 1-month percent change ¹				
	Group code	Item code		Nov. 2022 to Nov. 2023 ^P	June to July	July to Aug. ^P	Aug. to Sept. ^P	Sept. to Oct. ^P
Household water heaters, except electric.....	10	660114	0.3	0.0	0.0	0.0	0.0	0.0
Fabricated structural metal products.....	10	7	0.7	0.0	0.1	-0.1	0.0	0.2
Metal doors, sash, and trim.....	10	71	1.7	-0.1	0.3	0.4	0.0	-0.1
Metal doors and frames (except storm).....	10	7102	2.1	0.0	0.4	0.6	0.0	-0.1
Metal doors and frames (except storm).....	10	710209	2.1	0.0	0.4	0.6	0.0	-0.1
Metal windows (except storm sash).....	10	7103	-0.5	-0.2	0.0	0.0	0.0	-0.1
Metal windows (except storm sash).....	10	710313	-0.5	-0.2	0.0	0.0	0.0	-0.1
Metal molding and trim and store fronts.....	10	7104	-0.1	0.0	0.0	0.0	0.0	0.0
Metal molding and trim and store fronts.....	10	710413	-0.1	0.0	0.0	0.0	0.0	0.0
Metal combination screen, storm sash, and storm doors.....	10	7105	11.9	0.0	0.0	0.0	0.0	0.0
Metal combination screen, storm sash, and storm doors.....	10	710515	11.9	0.0	0.0	0.0	0.0	0.0
Metal window and door screens (except combination screens) and metal weather strip.....	10	7107	-0.1	0.0	0.0	0.0	0.0	0.0
Metal window and door screens (except combination screens) and metal weather strip.....	10	710717	-0.1	0.0	0.0	0.0	0.0	0.0
Metal tanks.....	10	72	2.0	0.0	0.0	0.0	-0.2	0.0
Metal tanks.....	10	7201	2.0	0.0	0.0	0.0	-0.2	0.0
Metal tanks, heavy gauge, including field-erected.....	10	720123	2.0	0.0	0.0	0.0	-0.2	0.0
Sheet metal products.....	10	73	0.0	0.2	0.3	-0.4	0.0	-0.2
Sheet metal products.....	10	7301	0.0	0.2	0.3	-0.4	0.0	-0.2
Sheet metal air-conditioning ducts and stove pipe.....	10	730120	0.2	0.0	-0.5	0.0	0.0	0.0
Sheet metal roofing and roof drainage equipment.....	10	730170	1.2	-0.4	-0.1	-1.2	0.6	-1.4
Sheet metal electronic enclosures.....	10	7301C	6.4	0.5	0.6	0.1	-0.1	0.4
Steel sheet metal computer & peripheral equipment enclosures.....	10	7301C1	11.8	0.7	1.5	0.2	-0.1	0.6
Aluminum sheet metal computer & peripheral equipment enclosures.....	10	7301C2	6.8	0.3	0.0	0.0	0.0	0.0
Other sheet metal electronic enclosures (excl. computers).....	10	7301C3	1.2	0.4	0.0	0.1	-0.1	0.3
Other sheet metal work.....	10	7301G	-0.1	-0.1	0.4	0.0	0.2	-0.3
Aluminum and other sheet metal work.....	10	7301G3	-1.8	-0.2	0.7	0.1	0.4	-0.5
Structural, architectural, and pre-engineered metal products.....	10	74	-0.2	-0.3	-0.2	0.0	0.1	0.4
Fabricated structural metal.....	10	7405	1.3	0.0	0.2	0.0	0.4	0.5
Fabricated structural metal bar joists and concrete reinforcing bars.....	10	74051	4.7	0.6	-0.3	-0.9	0.4	1.1
Fabricated structural iron & steel for industrial bldgs metal bar joists, short span.....	10	740510	-0.2	-0.4	0.0	0.2	-0.3	0.7
Fabricated structural iron & steel for commercial, residential, institutional, & public bldgs.....	10	740514	5.8	0.9	-0.4	-1.1	0.6	1.2
Other fabricated structural metal, including for bridges.....	10	74055	-2.2	-0.6	0.6	0.8	0.3	-0.1
Fabricated structural metal for bridges.....	10	740553	-3.7	-5.5	3.5	2.2	0.4	-0.9
Other fabricated structural iron and steel, aluminum, and other metals.....	10	740554	-2.1	-0.1	0.3	0.6	0.3	0.0
Custom roll form products.....	10	7407	-15.1	-2.2	-2.1	-2.1	-2.7	0.0
Custom roll form products.....	10	740775	-15.1	-2.2	-2.1	-2.1	-2.7	0.0
Ornamental and architectural metal work.....	10	7408	1.0	-0.1	-0.2	0.8	0.0	0.1
Iron, steel, and aluminum stairs, staircases and fire escapes.....	10	740803	0.4	-0.1	-0.3	0.0	0.0	0.2
Steel and aluminum fences, gates (not wire), and railings and window guards.....	10	740813	-2.4	-0.5	-0.3	0.1	0.0	0.0
Open metal flooring, grating and studs.....	10	740814	-	0.0	-0.2	0.0	-	-
Other architectural and ornamental metal work.....	10	74082	0.1	0.0	0.0	0.0	0.0	0.0
Other aluminum and metal architectural and ornamental work.....	10	740821	0.1	0.0	0.0	0.0	0.0	0.0
Metal stalls and corrals.....	10	740824	-	0.0	0.0	0.0	-	-
Fabricated metal pipe, tube, and fittings.....	10	7411	7.2	0.0	-0.2	0.2	1.7	0.9
Fabricated metal pipe, tube, and fittings.....	10	741151	7.2	0.0	-0.2	0.2	1.7	0.9
Heat exchangers and steam condensers.....	10	75	3.1	1.3	1.4	0.0	0.1	0.0
Heat exchangers and steam condensers.....	10	7501	3.1	1.3	1.4	0.0	0.1	0.0
Heat exchangers and steam condensers (except for nuclear applications).....	10	750103	0.5	0.0	0.2	0.0	0.1	0.0
Fabricated steel plate.....	10	76	-0.8	0.0	0.0	0.0	0.0	0.0
Fabricated steel plate.....	10	7601	-0.8	0.0	0.0	0.0	0.0	0.0
Fabricated steel plate.....	10	760102	-0.8	0.0	0.0	0.0	0.0	0.0
Prefabricated metal buildings.....	10	79	5.3	1.0	0.0	-0.7	-0.4	0.2
Prefabricated metal building systems (excl. farm service bldgs, residential bldgs, and parts).....	10	7901	8.2	1.2	-0.4	-0.6	0.0	0.2
Prefabricated metal building systems (excl. farm service bldgs, residential bldgs, and parts).....	10	790101	8.2	1.2	-0.4	-0.6	0.0	0.2
Farm service buildings and other prefabricated and portable buildings, steel and aluminum.....	10	7902	-1.8	-0.4	-0.4	-0.6	-0.3	0.2

See footnotes at end of table.

Table 7. Producer price index percentage changes for commodity and service groupings and individual items, not seasonally adjusted — Continued
 [November 2023]

Title	Commodity code		Unadjusted 12-month percent change ¹	Unadjusted 1-month percent change ¹				
	Group code	Item code		Nov. 2022 to Nov. 2023 ^P	June to July	July to Aug. ^P	Aug. to Sept. ^P	Sept. to Oct. ^P
Farm service buildings and other prefabricated and portable buildings, steel and aluminum.....	10	790201	-1.8	-0.4	-0.4	-0.6	-0.3	0.2
Panels, parts, and sections for prefabricated buildings, steel and aluminum.....	10	7903	-1.2	1.0	2.4	-1.6	-2.7	0.6
Panels, parts, and sections for prefabricated buildings, steel and aluminum.....	10	790354	-1.2	1.0	2.4	-1.6	-2.7	0.6
Miscellaneous metal products.....	10	8	1.2	0.1	-0.3	0.0	0.1	0.3
Bolts, nuts, screws, rivets, and washers.....	10	81	6.3	0.2	0.2	0.0	0.0	0.8
Externally threaded fasteners, except aircraft types.....	10	8102	5.5	0.1	-0.6	0.1	-0.2	0.0
Hex bolts, including heavy, tap-and-joint.....	10	810206	7.3	0.5	0.4	0.0	-0.2	1.9
Cap, set, machine, lag, flange, and self-locking screws, except aircraft types.....	10	810231	5.7	0.2	-0.9	0.0	-0.4	-0.4
Other metal bolts, incl. square, round, plow, high-strength structural, and bent.....	10	810262	12.7	-0.2	0.0	0.0	0.0	0.0
Other externally threaded metal fasteners, including studs, except aircraft types.....	10	810263	2.0	0.0	-0.8	0.2	-0.1	0.0
Internally threaded fasteners, except aircraft types.....	10	8103	3.6	-0.2	-0.1	0.0	0.0	0.0
Internally threaded fasteners, except aircraft types.....	10	810312	3.6	-0.2	-0.1	0.0	0.0	0.0
Nonthreaded metal fasteners, except aircraft types.....	10	8104	3.1	0.0	-0.3	0.0	1.6	0.0
Nonthreaded metal fasteners, except aircraft types.....	10	810424	3.1	0.0	-0.3	0.0	1.6	0.0
Aircraft fasteners, except plastics (including aerospace).....	10	8105	10.9	0.0	1.7	0.0	0.0	2.8
Aircraft fasteners, except plastics (including aerospace).....	10	810536	10.9	0.0	1.7	0.0	0.0	2.8
Formed products, except fasteners, made by cold-, warm-, or hot-heading processes.....	10	8106	-	1.5	0.0	0.0	0.0	-
Formed products, except fasteners, made by cold-, warm-, or hot-heading processes.....	10	810648	-	1.5	0.0	0.0	0.0	-
Lighting fixtures.....	10	83	3.1	0.3	-0.1	0.2	0.0	0.1
Residential electric lighting fixtures, except portable.....	10	8302	0.3	0.0	0.0	0.0	0.0	0.0
Residential electric lighting fixtures, except portable.....	10	830225	0.4	0.0	0.0	0.0	0.0	0.0
Commercial, institutional and industrial electric lighting fixtures.....	10	8303	3.0	0.3	-0.1	0.4	0.1	0.2
Commercial and institutional electric lighting fixtures, including parts and accessories.....	10	830302	3.1	0.1	-0.2	0.5	0.1	0.3
Industrial electric lighting fixtures, including parts and accessories.....	10	830304	2.7	1.6	0.0	0.0	0.0	-0.1
Other lighting equipment.....	10	8305	3.8	0.2	0.0	0.0	0.0	0.0
Outdoor lighting equipment (including parts and accessories).....	10	830522	0.7	0.0	0.0	0.0	0.0	0.0
All other miscellaneous electric and nonelectric lighting equipment, incl parts and accessories.....	10	830524	6.2	0.4	0.0	0.0	0.0	0.0
Ammunition, except for small arms.....	10	85	-1.0	0.2	0.0	-2.4	0.0	0.0
Ammunition, except for small arms.....	10	8501	-1.0	0.2	0.0	-2.4	0.0	0.0
Ammunition, except for small arms.....	10	850101	-1.0	0.2	0.0	-2.4	0.0	0.0
Ordnance and ordnance accessories, n.e.c.....	10	86	11.9	11.3	0.0	0.0	0.0	0.0
Ordnance and ordnance accessories, n.e.c.....	10	8601	11.9	11.3	0.0	0.0	0.0	0.0
Ordnance and ordnance accessories, n.e.c.....	10	860101	11.9	11.3	0.0	0.0	0.0	0.0
Fabricated ferrous wire products.....	10	88	-8.5	-1.3	-0.6	-0.3	-1.4	0.2
Ferrous wire rope, cable, forms and strand.....	10	8801	-16.6	-0.5	-2.1	-0.1	0.2	0.2
Ferrous wire rope, cable, forms and strand.....	10	880101	-16.6	-0.5	-2.1	-0.1	0.2	0.2
Ferrous wire cloth, other woven wire products.....	10	8807	0.1	0.0	0.0	0.0	0.0	0.0
Ferrous wire cloth, other woven wire products.....	10	880701	0.1	0.0	0.0	0.0	0.0	0.0
Other fabricated ferrous wire products.....	10	8809	-4.7	-1.2	-0.2	-0.4	-1.6	0.2
Steel fencing and fence gates.....	10	880993	-5.1	0.1	0.5	-0.6	-0.3	0.1
Other fabricated ferrous wire products, n.e.c.....	10	880996	-4.7	-1.4	-0.3	-0.3	-1.8	0.2
Steel nails, staples, tacks, spikes and brads.....	10	8812	-17.3	-6.6	-0.1	0.0	-5.5	0.0
Steel nails, staples, tacks, spikes and brads.....	10	881201	-17.3	-6.6	-0.1	0.0	-5.5	0.0
Other miscellaneous metal products.....	10	89	1.4	0.2	-0.4	0.0	0.2	0.3
Wire springs.....	10	8904	0.9	0.6	0.0	0.0	-0.4	0.1
Precision mechanical wire springs.....	10	890424	8.1	1.2	-0.2	0.0	0.1	0.2
Precision mechanical extension- and torsion-type wire springs.....	10	8904241	-0.1	1.5	-0.4	0.2	0.1	0.8
Precision mechanical compression-type springs.....	10	8904242	13.9	1.0	0.0	0.0	0.0	-0.1
Other metal products.....	10	8905	1.0	0.1	-0.4	-0.1	0.4	0.2
Automotive job stampings.....	10	890507	1.0	0.4	-0.3	0.1	1.5	0.1
Precision turned products, automotive.....	10	890521	5.5	0.3	0.1	0.0	-1.6	0.0
Precision turned products, except automotive.....	10	890522	1.9	-0.6	-1.3	0.0	-0.7	0.4
Metal powders, paste, and flake.....	10	890564	-3.0	-0.3	0.1	0.3	-0.8	0.8
Powder metallurgy parts, except bearings, gears, etc.....	10	890571	-	1.1	-0.1	0.2	0.0	-
Other fabricated metal products.....	10	890589	-1.1	-0.2	0.2	-1.4	-0.1	0.0
Metal stampings n.e.c.....	10	8907	5.2	0.5	-0.6	0.9	-0.2	1.4

See footnotes at end of table.

Table 7. Producer price index percentage changes for commodity and service groupings and individual items, not seasonally adjusted — Continued
 [November 2023]

Title	Commodity code		Unadjusted 12-month percent change ¹	Unadjusted 1-month percent change ¹				
	Group code	Item code		Nov. 2022 to Nov. 2023 ^P	June to July	July to Aug. ^P	Aug. to Sept. ^P	Sept. to Oct. ^P
Metal job stampings, except automotive.....	10	890701	5.4	0.4	-0.8	1.2	0.0	1.9
Recreational vehicle metal job stamping.....	10	8907011	—	0.0	0.0	10.7	0.0	—
Motor and generator metal job stamping.....	10	8907012	-0.7	3.2	-0.9	0.0	-3.4	-0.2
Other metal job stampings.....	10	8907013	3.5	0.5	-1.1	-0.1	0.1	2.7
Metal foil and leaf.....	10	8908	2.5	0.7	-0.1	-0.3	0.0	0.0
Flexible packaging foil.....	10	890811	2.5	0.7	-0.1	-0.3	0.0	0.0
Heavy gauge springs.....	10	8909	-0.4	0.0	0.0	-0.3	-1.5	0.2
Cold formed steel springs, except wire.....	10	890913	0.9	0.0	0.0	-0.1	0.0	0.2
Machinery and equipment.....	11	—	3.7	0.3	0.2	0.1	0.1	0.2
Agricultural machinery and equipment.....	11	1	1.1	0.3	0.1	0.4	0.4	-0.5
Agricultural machinery and equipment.....	11	14	1.1	0.3	0.1	0.4	0.4	-0.5
Commercial turf and grounds care equipment, including parts and attachments.....	11	1401	1.0	0.0	0.1	0.8	0.0	-0.2
Commercial turf and grounds care equipment, including parts and attachments.....	11	140111	1.0	0.0	0.1	0.8	0.0	-0.2
Farm plows, harrows, rollers, pulverizers, etc., and attachments.....	11	1402	1.1	0.0	0.0	0.0	0.0	-1.0
Farm plows, harrows, rollers, pulverizers, etc., and attachments.....	11	140211	1.1	0.0	0.0	0.0	0.0	-1.0
Farm dairy equipment, sprayers and dusters, farm blowers, and attachments.....	11	1404	0.9	0.0	0.0	0.1	0.0	0.0
Farm dairy equipment, sprayers and dusters, farm blowers, and attachments.....	11	140411	0.9	0.0	0.0	0.1	0.0	0.0
Planting, seeding, and fertilizing machinery and attachments.....	11	1405	0.9	-0.3	-1.4	0.0	1.7	-2.6
Planting, seeding, and fertilizing machinery and attachments.....	11	140511	0.9	-0.3	-1.4	0.0	1.7	-2.6
Harvesting machinery (except hay and straw) and attachments.....	11	1406	2.4	0.3	0.8	1.7	0.7	-1.2
Harvesting machinery (except hay and straw) and attachments.....	11	140611	2.4	0.3	0.8	1.7	0.7	-1.2
Haying machinery and attachments.....	11	1407	5.2	4.9	0.0	0.0	0.0	-0.2
Haying machinery and attachments.....	11	140711	5.2	4.9	0.0	0.0	0.0	-0.2
All other farm machinery and equipment, excluding parts, including attachments.....	11	1408	-0.9	0.0	0.2	0.0	0.1	0.0
All other farm machinery and equipment, excluding parts, including attachments.....	11	140811	-0.9	0.0	0.2	0.0	0.1	0.0
Parts for farm machinery, for sale separately.....	11	1409	3.7	0.1	0.5	0.1	0.0	0.8
Parts for farm machinery, for sale separately.....	11	140911	3.7	0.1	0.5	0.1	0.0	0.8
Construction machinery and equipment.....	11	2	6.9	1.6	-0.3	0.0	0.0	1.0
Tractors and attachments, ex. parts.....	11	2A	7.5	1.8	-1.0	0.0	0.0	0.1
Construction machinery for mounting (excluding parts, winches, snow clearing attachments).....	11	2A03	10.2	1.7	-2.2	0.0	0.0	0.0
Construction machinery for mounting (excluding parts, winches, snow clearing attachments).....	11	2A0302	10.2	1.7	-2.2	0.0	0.0	0.0
Tractor shovel loaders (skid steer, wheel, crawler, and integral design backhoes).....	11	2A04	5.6	1.2	-1.4	0.0	0.0	0.2
Tractor shovel loaders (skid steer, wheel, crawler, and integral design backhoes).....	11	2A0406	5.6	1.2	-1.4	0.0	0.0	0.2
Construction wheel and crawler tractors, dozers, self-propelled log skidders, etc.....	11	2A05	9.5	3.0	0.0	0.0	0.0	0.0
Construction wheel and crawler tractors, dozers, self-propelled log skidders, etc.....	11	2A0501	9.5	3.0	0.0	0.0	0.0	0.0
Power cranes, draglines, & shovels (excavators) (incl. surface mining equipment) (excl. parts).....	11	2B	8.3	3.5	-0.2	0.0	0.0	0.0
Power cranes, draglines, & shovels (excavators) (incl. surface mining equip.) (excluding parts).....	11	2B05	8.3	3.5	-0.2	0.0	0.0	0.0
Power cranes, draglines, & shovels (excavators) (incl. surface mining equip.) (excluding parts).....	11	2B0504	8.3	3.5	-0.2	0.0	0.0	0.0
Mixers, pavers, and related equipment (excluding parts).....	11	2C	9.8	0.7	0.0	0.0	0.0	0.8
Mixers, pavers, and related equipment (excluding parts).....	11	2C01	9.8	0.7	0.0	0.0	0.0	0.8
Mixers, pavers, and related equipment (excluding parts).....	11	2C0109	9.8	0.7	0.0	0.0	0.0	0.8
Off-highway, equipment, ex. parts.....	11	2D	6.5	2.6	0.0	0.0	0.0	0.0
Graders, rollers & compactors, rough-terrain forklifts, scrapers, trenchers, etc. (excl. parts).....	11	2D03	6.3	1.9	0.0	0.0	0.0	0.0
Graders, rollers & compactors, rough-terrain forklifts, scrapers, trenchers, etc. (excl. parts).....	11	2D0301	6.3	1.9	0.0	0.0	0.0	0.0
Misc. construction machinery and equipment.....	11	2J	2.6	0.0	0.0	0.0	0.0	0.7
Winches, aerial work platforms, and automotive wrecker hoists, including parts and attachments.....	11	2J01	4.2	0.0	0.0	0.0	0.0	0.0
Winches, aerial work platforms, and automotive wrecker hoists, including parts and attachments.....	11	2J0101	4.2	0.0	0.0	0.0	0.0	0.0
Other construction machinery and equipment (excluding parts).....	11	2J03	1.3	0.0	0.0	0.0	0.0	1.3

See footnotes at end of table.

Table 7. Producer price index percentage changes for commodity and service groupings and individual items, not seasonally adjusted — Continued
 [November 2023]

Title	Commodity code		Unadjusted 12-month percent change ¹	Unadjusted 1-month percent change ¹				
	Group code	Item code		Nov. 2022 to Nov. 2023 ^P	June to July	July to Aug. ^P	Aug. to Sept. ^P	Sept. to Oct. ^P
Other construction machinery and equipment (excluding parts).....	11	2J0301	1.3	0.0	0.0	0.0	0.0	1.3
Parts for construction machinery and equipment, sold separately.....	11	2K	12.8	-0.1	0.1	0.0	0.0	10.3
Parts for construction machinery and equipment, sold separately.....	11	2K01	12.8	-0.1	0.1	0.0	0.0	10.3
Parts for cranes, draglines, and shovels (including surface mining equipment) (sold separately).....	11	2K0101	20.0	-0.1	0.2	0.0	-0.1	17.4
Parts for off-highway wheel tractors and shovel loaders (sold separately).....	11	2K0102	-3.5	0.0	0.0	0.0	0.0	0.0
Parts for other construction machinery (sold separately).....	11	2K0103	9.4	0.0	0.0	0.0	0.0	6.0
Metalworking machinery and equipment.....	11	3	5.1	0.1	0.2	0.3	0.2	0.3
Power-driven handtools, including parts and attachments.....	11	32	7.3	0.0	0.0	0.0	0.0	0.0
Power-driven handtools, including parts and attachments.....	11	3211	7.3	0.0	0.0	0.0	0.0	0.0
Power-driven handtools, including parts and attachments.....	11	321101	7.3	0.0	0.0	0.0	0.0	0.0
Power-driven handtools, pneumatic, hydraulic, and powder-actuated.....	11	3211011	7.1	0.0	0.0	0.0	0.0	0.0
Power-driven handtools, electric (except battery powered), including parts.....	11	3211014	7.1	0.0	0.0	0.0	0.0	0.0
Welding machines and equipment.....	11	33	2.7	0.1	0.0	0.0	0.0	0.0
Arc welding machines, components, and accessories, excluding electrodes and stud welding equip.....	11	3301	3.0	0.0	0.0	0.0	0.0	0.0
Arc welding machines, components, and accessories, excluding electrodes and stud welding equip.....	11	330175	3.0	0.0	0.0	0.0	0.0	0.0
Resistance welders, components, accessories, and electrodes.....	11	3302	3.5	0.0	0.0	0.0	0.0	0.0
Resistance welders, components, accessories, and electrodes.....	11	330276	3.5	0.0	0.0	0.0	0.0	0.0
Gas welding and cutting equipment, parts, attachments, and accessories.....	11	3304	4.5	1.1	0.0	0.0	0.0	0.0
Gas welding and cutting equipment, parts, attachments, and accessories.....	11	330461	4.5	1.1	0.0	0.0	0.0	0.0
Other welding equipment, components, and accessories (excluding arc, resistance, and gas).....	11	3306	2.4	0.0	0.0	0.0	0.0	0.0
Other welding equipment, components, and accessories (excluding arc, resistance, and gas).....	11	330629	2.4	0.0	0.0	0.0	0.0	0.0
Industrial process furnaces and ovens.....	11	34	5.5	0.5	0.8	0.0	0.0	0.1
Industrial process furnaces and ovens, except parts and attachments.....	11	3407	5.2	0.6	0.3	0.0	0.0	0.4
Industrial process furnaces and ovens, except parts and attachments.....	11	340711	5.2	0.6	0.3	0.0	0.0	0.4
Parts and attachments for industrial process furnaces and ovens.....	11	3409	6.4	0.0	2.3	0.0	0.0	-0.8
Parts and attachments for industrial process furnaces and ovens.....	11	340901	6.4	0.0	2.3	0.0	0.0	-0.8
Cutting tools and accessories.....	11	35	5.0	0.4	0.0	0.2	1.2	0.8
Small cutting tools.....	11	3501	4.0	0.6	0.0	0.1	0.0	0.9
End mills and milling cutters.....	11	350144	4.4	0.9	0.0	0.2	0.1	0.2
Threading tools, including blanks, tips and inserts.....	11	350145	1.9	0.0	0.0	0.0	0.0	0.0
Carbon and high-speed steel, shank, solid, tipped carbide twist drills.....	11	350146	6.6	0.2	0.0	1.2	0.0	0.9
Taps, carbide indexable, and throwaway inserts for machine tools.....	11	350147	1.2	0.0	0.6	0.0	0.0	-0.1
Other cutting tools for machine tools, excluding tips and blanks.....	11	350149	4.3	0.6	0.0	0.0	0.0	1.1
Other machine tool attachments and accessories.....	11	3505	6.9	0.0	0.1	0.5	0.0	1.1
Other machine tool attachments and accessories.....	11	350501	6.9	0.0	0.1	0.5	0.0	1.1
Abrasive products.....	11	36	3.1	-0.4	0.1	0.7	-0.5	0.2
Nonmetallic sized grains, powders, and flour abrasives (incl. graded only).....	11	3601	3.4	0.0	0.4	2.9	0.0	0.0
Nonmetallic sized grains, powders, and flour abrasives (incl. graded only).....	11	360105	3.4	0.0	0.4	2.9	0.0	0.0
Nonmetallic abrasive products (including diamond abrasives).....	11	3603	2.6	0.3	0.1	0.2	0.0	0.1
Nonmetallic abrasive products (including diamond abrasives).....	11	360311	2.6	0.3	0.1	0.2	0.0	0.1
Nonmetallic coated abrasive products and buffing wheels, polishing wheels, and laps.....	11	3605	2.8	0.0	0.0	0.0	0.0	0.3
Nonmetallic coated abrasive products and buffing wheels, polishing wheels, and laps.....	11	360505	2.8	0.0	0.0	0.0	0.0	0.3
Metal cutting machine tools.....	11	37	2.5	0.4	0.0	0.0	0.0	0.0
Other metal-cutting machine tools.....	11	3720	1.4	0.6	0.0	0.0	0.0	0.0
Other metal-cutting machine tools.....	11	372041	1.4	0.6	0.0	0.0	0.0	0.0
Metal machining centers.....	11	3721	4.8	0.0	0.0	0.0	0.0	0.0
Metal machining centers.....	11	372121	4.8	0.0	0.0	0.0	0.0	0.0
Rebuilt metal-cutting machine tools and parts for metal-cutting machine tools.....	11	3753	3.2	1.0	0.0	0.0	0.0	0.0
Rebuilt metal-cutting machine tools and parts for metal-cutting machine tools.....	11	375311	3.2	1.0	0.0	0.0	0.0	0.0
Metal forming machine tools.....	11	38	10.6	-0.1	0.0	7.9	0.0	0.0
Metal-forming machine tools (except rebuilt and parts).....	11	3826	13.9	-0.1	0.0	12.0	0.0	0.0

See footnotes at end of table.

Table 7. Producer price index percentage changes for commodity and service groupings and individual items, not seasonally adjusted — Continued
 [November 2023]

Title	Commodity code		Unadjusted 12-month percent change ¹	Unadjusted 1-month percent change ¹				
	Group code	Item code		Nov. 2022 to Nov. 2023 ^P	June to July	July to Aug. ^P	Aug. to Sept. ^P	Sept. to Oct. ^P
Metal punching and shearing (power & manual), and bending and forming machines (power only).....	11	382611	1.0	-0.7	0.3	0.0	0.3	0.0
Rebuilt metal-forming machine tools and parts for metal-forming machine tools.....	11	3852	4.1	0.0	0.0	0.0	0.0	0.0
Rebuilt metal-forming machine tools and parts for metal-forming machine tools.....	11	385205	4.1	0.0	0.0	0.0	0.0	0.0
Tools, dies, jigs, fixtures & ind. molds.....	11	39	5.6	0.1	0.5	0.1	0.2	0.6
Special tools, dies, jigs, and fixtures.....	11	3901	3.3	0.1	0.7	0.0	0.0	0.0
Special tools, dies, jigs, and fixtures.....	11	390135	3.3	0.1	0.7	0.0	0.0	0.0
Jigs and fixtures, including parts.....	11	3901351	3.4	0.3	0.1	0.0	0.0	0.0
Metalworking dies and die sets.....	11	3901353	3.9	0.1	0.7	0.0	0.0	0.0
Standard punches, industrial prototypes, die parts & other special tooling for dies.....	11	3901357	2.7	0.0	1.2	0.0	0.0	0.0
Industrial molds and mold boxes.....	11	3903	9.5	0.0	0.1	0.2	0.6	1.7
Industrial injection-type molds made of metal for plastics.....	11	390312	1.4	0.0	0.0	0.0	1.9	-0.4
Other industrial molds and mold boxes.....	11	390331	13.8	0.0	0.1	0.2	0.0	2.7
Metalworking machinery n. e. c.....	11	3A	8.5	0.0	0.4	0.4	0.2	0.0
Rolling mill and other metalworking machinery, including assembly machines.....	11	3A03	-	-	-	-	0.2	0.0
Rolling mill and other metalworking machinery, including assembly machines.....	11	3A0310	-	-	-	-	0.2	0.0
Other metalworking machinery.....	11	3A03102	-	0.0	1.9	1.5	-	-
General purpose machinery and equipment.....	11	4	5.6	0.4	0.1	0.3	0.4	0.0
Pumps, compressors, and equipment.....	11	41	5.9	1.8	0.1	-0.3	0.0	0.1
Industrial pumps, except hydraulic fluid power pumps.....	11	4102	12.0	4.3	0.0	-1.3	0.0	0.0
Industrial pumps, except hydraulic fluid power pumps.....	11	410212	12.0	4.3	0.0	-1.3	0.0	0.0
Parts and attachments for air and gas compressors and vacuum pumps.....	11	4107	4.7	1.4	0.6	0.0	0.0	0.0
Parts and attachments for air and gas compressors, ex. refrigeration, ice making, & a/c.....	11	410701	4.7	1.4	0.6	0.0	0.0	0.0
Domestic water systems.....	11	4113	4.2	0.0	0.0	0.0	0.1	0.0
Domestic water systems.....	11	411311	4.2	0.0	0.0	0.0	0.1	0.0
Air and gas compressors and vacuum pumps.....	11	4115	4.1	1.3	0.1	0.3	0.0	0.0
Air and gas compressors and vacuum pumps.....	11	411501	4.1	1.3	0.1	0.3	0.0	0.0
Other pumps, including parts and attachments.....	11	4119	2.0	0.6	0.1	0.0	0.0	0.0
Parts and attachments for pumps.....	11	411911	4.9	2.0	0.0	0.0	0.0	0.0
All other pumps, including domestic sump, oil well, and oil field pumps.....	11	411915	0.7	0.0	0.1	0.0	0.0	0.0
Oil-well and oil-field pumps.....	11	4119153	-	0.0	0.3	0.0	0.0	0.0
Other pumps, except automotive circulating pumps, and measuring & dispensing pumps.....	11	4119155	0.8	0.0	0.1	0.0	0.0	0.0
Elevators, escalators, and other lifts.....	11	42	5.1	0.0	0.0	0.0	0.0	0.0
Elevators and moving stairways.....	11	4201	3.9	0.0	0.0	0.0	0.0	0.0
Elevators and moving stairways.....	11	420112	3.9	0.0	0.0	0.0	0.0	0.0
Parts and attachments for elevators and moving stairs (sold separately).....	11	4202	12.6	0.0	-0.1	0.0	0.0	0.0
Parts and attachments for elevators and moving stairs (sold separately).....	11	420221	12.6	0.0	-0.1	0.0	0.0	0.0
Fluid power equipment.....	11	43	11.3	0.5	-0.2	0.5	2.1	-1.5
Fluid power pumps and parts.....	11	4301	4.6	0.3	0.1	0.9	0.0	-0.1
Nonaerospace-type reciprocating fluid power pumps.....	11	430112	8.2	-0.1	0.0	1.5	0.0	-0.1
Nonaerospace-type fluid power motors.....	11	430115	3.4	0.0	0.4	0.2	0.0	0.0
Parts for fluid power pumps, motors, and hydrostatic transmissions.....	11	430119	1.6	0.0	0.0	1.1	0.0	0.0
Fluid power valves.....	11	4302	2.7	-0.1	0.5	0.2	0.3	0.0
Fluid power valves.....	11	430201	2.7	-0.1	0.5	0.2	0.3	0.0
Nonaerospace type hydraulic directional control valves.....	11	4302013	4.8	0.0	2.0	0.0	0.0	0.0
Nonaerospace type pneumatic directional control valves.....	11	4302015	4.4	0.1	0.0	0.0	0.0	0.0
Aerospace type fluid power valves.....	11	430201A	1.5	0.0	0.0	0.4	0.7	0.0
Fluid power cylinders, actuators, accumulators, cushions, & parts.....	11	4303	5.2	0.0	0.2	1.1	-0.1	1.8
Non-aerospace hydraulic & all aerospace-type fluid power cylinders.....	11	430312	3.6	0.0	0.2	1.5	-0.2	0.0
Parts for hydraulic & pneumatic cylinders and actuators.....	11	430315	11.0	0.0	0.0	0.0	0.0	7.7
Fluid power hose and tube fittings.....	11	4304	35.1	1.6	-1.4	0.0	7.5	-7.0
Fluid power hose and tube fittings.....	11	430406	35.1	1.6	-1.4	0.0	7.5	-7.0
Nonaerospace type flared (metal) fittings, couplings, and assemblies.....	11	4304062	2.1	0.0	1.2	0.0	0.0	0.0
Parts for fluid power valves.....	11	4305	0.7	0.0	0.2	0.0	0.0	0.0
Parts for fluid power valves.....	11	430501	0.7	0.0	0.2	0.0	0.0	0.0
Industrial material handling equipment.....	11	44	3.4	0.3	0.0	-0.1	0.3	0.0

See footnotes at end of table.

Table 7. Producer price index percentage changes for commodity and service groupings and individual items, not seasonally adjusted — Continued
 [November 2023]

Title	Commodity code		Unadjusted 12-month percent change ¹	Unadjusted 1-month percent change ¹				
	Group code	Item code		Nov. 2022 to Nov. 2023 ^P	June to July	July to Aug. ^P	Aug. to Sept. ^P	Sept. to Oct. ^P
Conveying equipment, except parts and accessories.....	11	4402	4.3	0.5	0.1	0.0	0.7	-0.1
Unit handling conveyors and conveying systems.....	11	440212	0.9	0.8	0.2	0.0	-0.2	0.0
Unit handling gravity and trolley conveyors and conveying systems....	11	4402122	-0.5	0.0	0.0	-0.1	0.0	0.0
All other unit handling conveyors, including tow, belt, roller, pneumatic, portable, etc.....	11	4402124	2.9	2.1	0.4	0.2	-0.4	0.0
Bulk material handling conveyors and conveying systems.....	11	440216	9.3	0.0	0.0	0.0	1.8	-0.3
Industrial trucks, trailers, and stackers.....	11	4403	2.9	0.1	0.0	-0.2	0.1	0.1
Industrial trucks, tractors, mobile straddle carriers & cranes, & automatic stacking machines.....	11	44035	2.6	0.1	0.0	-0.2	0.0	0.0
Work trucks with lifting & handling equipment, riding, electric, self-propelled.....	11	440353	2.1	0.0	0.0	0.0	0.0	0.0
Work trucks with lifting & handling equipment, non-riding electric or any non-electric.....	11	440356	1.1	0.0	0.0	-0.1	0.0	0.0
Work trucks not fitted with lifting & handling equipment, electric or non-electric.....	11	440357	4.2	0.3	0.0	-0.1	0.0	0.0
Bulk powered material moving equipment, dock boards, and metal pallets and skids.....	11	440358	-1.1	0.0	0.0	-1.4	0.0	0.0
Parts and attachments for industrial trucks and tractors.....	11	440378	4.1	0.0	0.0	0.0	0.4	0.4
Hoists, overhead cranes, and monorail systems.....	11	4404	2.8	0.2	0.0	0.0	0.0	0.4
Hoists and parts and attachments for hoists (sold separately).....	11	440481	2.9	0.0	0.0	0.0	0.0	0.4
Overhead traveling cranes and monorail systems, including parts and attachments sold separately.....	11	440485	2.7	0.4	0.0	0.0	0.0	0.5
Parts and accessories for conveyors and conveying systems.....	11	4406	3.6	0.0	-0.3	0.0	0.0	0.0
Parts and accessories for unit handling conveyors and conveying systems.....	11	440601	0.5	0.0	0.0	-0.1	0.0	0.0
Parts and accessories for bulk material handling conveyors and conveying systems.....	11	440602	5.4	0.0	-0.5	0.0	0.0	0.0
Mechanical power transmission equipment.....	11	45	4.1	0.0	0.2	0.3	0.4	0.7
Speed changers, drives, gears.....	11	4501	2.7	0.0	0.0	0.0	0.0	0.0
Loose gear, pinions and racks.....	11	450108	-	0.0	0.0	0.0	0.0	0.0
Speed changers and industrial high speed drives & parts other than loose gearing.....	11	450117	2.2	0.0	0.0	0.0	0.0	0.0
Other power transmission equipment.....	11	4502	4.7	0.0	0.3	0.6	0.6	1.1
Mechanical power transmission equipment, excl. speed changers, drives, & gears.....	11	450212	4.8	0.0	0.4	0.5	0.7	1.0
Scales and balances.....	11	46	4.5	0.2	-0.1	-0.1	0.0	0.0
Vehicle and industrial scales.....	11	4611	3.1	0.1	-0.2	-0.2	0.0	0.0
Vehicle and industrial scales.....	11	461101	3.1	0.1	-0.2	-0.2	0.0	0.0
Motor truck and railroad track scales.....	11	4611011	0.0	0.0	-0.4	-0.3	0.0	0.0
Industrial scales (including automatic checkweigher and bulkweigher scales).....	11	4611012	6.2	0.5	0.1	0.0	0.0	0.0
Miscellaneous non-vehicle scales (crane, susp., tank, hopper, measuring dev, lab, bulk conveyer).....	11	4611013	-	0.0	0.0	0.0	0.0	0.0
Retail, commercial, household, and mailing scales and balances.....	11	4612	7.7	0.2	0.0	0.0	0.0	0.0
Retail, commercial, household, and mailing scales and balances.....	11	461201	7.7	0.2	0.0	0.0	0.0	0.0
Parts, attachments, and accessories for scales and balances.....	11	4613	7.8	0.4	0.2	0.4	0.1	0.0
Parts, attachments, and accessories for scales and balances.....	11	461301	7.8	0.4	0.2	0.4	0.1	0.0
Air purification equipment and industrial and commercial fans and blowers...	11	47	2.2	0.1	-0.1	-0.1	0.0	0.0
Fan, blower, air purification equipment.....	11	4701	2.2	0.1	-0.1	-0.1	0.0	0.0
Dust collection and other air purification equipment for cleaning incoming air.....	11	470143	4.2	0.2	-0.3	-0.4	0.0	0.0
Air filters for air-conditioners and furnaces, etc., of 2400 CFM or less, except parts.....	11	4701431	3.9	0.3	-0.4	-0.1	0.0	0.0
Other dust collection and air purification equipment, except parts.....	11	4701432	9.0	0.0	-0.3	0.0	0.0	0.0
Parts for dust collection and air purification equipment.....	11	4701433	-0.2	0.0	0.0	-1.5	0.0	0.0
Industrial and commercial fans and blowers.....	11	470145	1.5	0.0	0.0	0.0	0.0	0.0
Centrifugal blower filter units, and classes I-IV centrifugal fans, except parts.....	11	4701452	3.2	0.0	0.0	0.0	0.0	0.0
Other centrifugal fans and blowers, except parts.....	11	4701453	1.1	0.0	0.0	0.0	0.0	0.0
Axial fans and industrial propeller fans, except parts.....	11	4701457	1.7	0.0	0.0	0.0	0.0	0.0
Power roof ventilators, except parts.....	11	4701458	1.6	0.0	0.0	0.0	0.0	0.0
Parts and accessories for fans and blowers.....	11	4701459	-0.5	0.0	0.0	0.0	0.0	0.0
Air conditioning and refrigeration equip.....	11	48	4.9	0.3	0.1	0.1	0.2	0.5
Unitary air-conditioners, except air source heat pumps.....	11	4802	9.5	1.0	0.8	0.3	-0.2	1.4
Unitary air-conditioners, except air source heat pumps.....	11	480222	9.5	1.0	0.8	0.3	-0.2	1.4
Commercial refrigeration equipment.....	11	4803	2.9	0.0	0.0	0.0	0.5	0.0
Commercial refrigeration equipment.....	11	480331	2.9	0.0	0.0	0.0	0.5	0.0
All other miscellaneous refrigeration and air-conditioning equipment.....	11	4806	2.5	0.0	0.0	0.0	0.4	0.0
All other miscellaneous refrigeration and air-conditioning equipment.....	11	480631	2.5	0.0	0.0	0.0	0.4	0.0

See footnotes at end of table.

Table 7. Producer price index percentage changes for commodity and service groupings and individual items, not seasonally adjusted — Continued
[November 2023]

Title	Commodity code		Unadjusted 12-month percent change ¹	Unadjusted 1-month percent change ¹				
	Group code	Item code		Nov. 2022 to Nov. 2023 ^P	June to July	July to Aug. ^P	Aug. to Sept. ^P	Sept. to Oct. ^P
Heat transfer equipment, including heat pumps.	11	4807	4.8	0.1	-0.4	0.3	0.3	0.3
Heat transfer equipment, except dehumidifiers.	11	480732	5.7	0.1	-0.5	-0.2	1.1	0.2
Heat pumps.	11	480734	0.1	0.0	0.0	2.6	-3.7	0.7
Parts and accessories for air conditioning and heat transfer equipment.	11	4809	2.7	-0.3	0.0	0.0	0.2	0.1
Parts and accessories for air conditioning and heat transfer equipment.	11	480901	2.7	-0.3	0.0	0.0	0.2	0.1
Refrigeration condensing units.	11	4815	2.7	0.0	0.0	0.0	0.3	0.3
Refrigeration condensing units.	11	481511	2.7	0.0	0.0	0.0	0.3	0.3
Miscellaneous general purpose equipment.	11	49	5.3	-0.1	0.4	1.2	0.1	0.3
Metal valves, except fluid power.	11	4902	4.4	0.0	0.5	0.0	1.2	0.0
Gates, globes, angles, and checks.	11	490201	3.3	0.0	0.0	0.0	0.5	0.0
Gates, globes, angles, straightway (Y-type) checks, stop & check, 3- & 4-way, etc.	11	4902011	3.9	0.0	0.0	0.0	0.0	0.0
Industrial valves for water works and municipal equipment.	11	4902012	2.8	0.0	0.0	0.0	0.9	0.0
Industrial ball valves, incl. manual and power operated.	11	490202	—	—	—	0.0	—	—
Industrial butterfly valves, incl. manual and power operated.	11	490203	4.8	0.0	0.0	0.0	0.0	0.0
Industrial plug valves.	11	490204	3.7	0.0	0.0	0.0	0.0	0.0
Plumbing and heating valves and specialties, except plumbers' brass goods.	11	490205	—	-0.9	—	—	—	—
Other industrial valves, including nuclear.	11	490209	5.7	0.0	0.6	0.0	2.1	0.0
Automatic regulating and control valves.	11	490211	4.8	0.0	0.0	0.0	4.7	0.0
Metal pipe fittings, flanges, and unions.	11	4903	0.2	0.0	-1.5	0.1	0.0	0.0
Metal pipe fittings, flanges, and unions.	11	490301	0.2	0.0	-1.5	0.1	0.0	0.0
Ball and roller bearings.	11	4905	2.0	0.0	-0.1	0.1	0.0	-0.1
Ball bearings, complete, unmounted.	11	490531	1.1	0.0	-0.1	0.0	0.0	0.0
Mounted bearings, except plain.	11	490534	1.5	0.0	0.0	1.7	0.0	0.0
Parts and components for ball and roller bearings, incl. balls and rollers.	11	490535	-3.2	0.0	-1.4	0.4	0.0	-1.1
Tapered roller bearings (including cups & cones), unmounted.	11	490537	—	0.0	0.0	0.1	0.0	—
Other roller bearings, unmounted.	11	490538	2.4	0.0	0.0	0.0	0.0	0.0
Industrial patterns.	11	4907	4.4	0.0	0.0	0.0	0.0	0.0
Industrial patterns.	11	490701	4.4	0.0	0.0	0.0	0.0	0.0
Filters and strainers.	11	4908	16.7	-0.2	0.2	9.8	-1.3	1.8
Filters and strainers, except fluid power.	11	490805	10.1	-0.3	0.3	0.6	0.0	0.0
Industrial filters and strainers and reusable media, except fluid power.	11	4908051	—	-0.2	0.3	-0.3	0.0	—
Nonreusable media for filters and strainers, except fluid power.	11	4908052	8.5	0.0	-0.1	6.9	0.0	0.0
Parts and accessories for filters and strainers, except fluid power.	11	4908053	—	-1.3	0.3	0.0	0.0	—
Other miscellaneous general purpose equipment.	11	4911	5.5	-0.1	1.5	-0.1	-0.3	0.1
Other miscellaneous general purpose equipment.	11	491102	5.6	-0.1	1.5	-0.1	-0.3	0.1
Electronic computers and computer equipment.	11	5	-0.2	-0.2	1.4	-0.1	-0.9	0.3
Electronic computers.	11	51	1.8	-0.1	3.3	-0.5	-2.5	-0.1
Electronic computers.	11	5101	1.8	-0.1	3.3	-0.5	-2.5	-0.1
Personal computers and workstations (excluding portable computers).	11	510114	6.1	-0.6	0.0	-0.1	0.3	-1.4
Portable computers, laptops, tablets and other single user computers.	11	510115	-0.5	0.1	-0.2	0.1	0.0	0.1
Host computers, multiusers (mainframes, UNIX and PC servers).	11	510116	-0.9	0.0	4.3	-0.6	-3.2	0.0
Computer storage devices.	11	52	-3.5	-0.9	0.0	0.2	0.1	1.3
Computer storage devices (except parts, attachments and accessories).	11	5201	-4.6	-0.9	0.0	0.2	0.1	1.3
Computer storage devices (except parts, attachments and accessories).	11	520101	-4.6	-0.9	0.0	0.2	0.1	1.3
Computer peripheral equipment and parts.	11	54	1.2	0.1	0.4	0.0	0.0	0.0
Parts, attachments, and accessories for computer terminals and peripherals.	11	5405	—	0.3	0.8	0.0	0.0	0.0
Parts, attachments, and accessories for computer terminals and peripherals.	11	540501	—	0.3	0.8	0.0	0.0	0.0
Computer terminals (including POS and funds-transfer devices) and other computer peripherals.	11	5406	-5.3	0.0	0.0	0.0	0.0	0.0
Computer terminals (including POS and funds-transfer devices) and other computer peripherals.	11	540602	-5.3	0.0	0.0	0.0	0.0	0.0
Special industry machinery and equipment.	11	6	3.8	-0.1	0.0	0.1	-0.1	0.0
Food products machinery.	11	61	4.8	0.4	0.0	0.0	0.5	0.0
Dairy and milk products plant machinery and equipment.	11	6101	5.2	0.2	0.0	0.0	2.5	0.0
Dairy and milk products plant machinery and equipment.	11	610111	5.2	0.2	0.0	0.0	2.5	0.0
Commercial food products machinery (except packaging and cooking equipment).	11	6104	5.1	0.7	0.0	0.0	0.0	0.0

See footnotes at end of table.

Table 7. Producer price index percentage changes for commodity and service groupings and individual items, not seasonally adjusted — Continued
 [November 2023]

Title	Commodity code		Unadjusted 12-month percent change ¹	Unadjusted 1-month percent change ¹				
	Group code	Item code		Nov. 2022 to Nov. 2023 ^P	June to July	July to Aug. ^P	Aug. to Sept. ^P	Sept. to Oct. ^P
Commercial food products machinery (except packaging and cooking equipment).....	11	610409	5.1	0.7	0.0	0.0	0.0	0.0
Industrial food products machinery for processing foods, beverages, & animal & fowl feed.....	11	6105	4.4	0.1	0.0	0.0	0.5	0.0
Industrial food products machinery for processing foods, beverages, & animal & fowl feed.....	11	610501	4.4	0.1	0.0	0.0	0.5	0.0
Other industrial food and feed machinery.....	11	6105012	1.0	0.3	0.0	0.0	0.8	0.0
Machinery for sorting, grading, and cleaning fruits, vegetables, eggs, and for processing meat.....	11	6105013	6.7	0.0	0.0	0.0	0.0	0.0
Parts and attachments for industrial food and feed products machinery.....	11	6105014	3.7	-0.2	0.2	0.0	2.7	0.0
Textile machinery and equipment.....	11	62	0.0	0.0	0.0	0.0	0.0	0.0
Textile machinery (except parts, attachments, and accessories).....	11	6212	0.0	0.0	0.0	0.0	0.0	0.0
Textile machinery (except parts, attachments, and accessories).....	11	621201	0.0	0.0	0.0	0.0	0.0	0.0
Textile machinery parts and attachments.....	11	6277	0.0	0.0	0.0	0.0	0.0	0.0
Textile machinery parts and attachments.....	11	627701	0.0	0.0	0.0	0.0	0.0	0.0
Sawmill and woodworking machinery.....	11	63	7.1	0.2	-0.1	0.1	0.1	-0.1
Sawmill and woodworking machinery.....	11	6306	7.1	0.2	-0.1	0.1	0.1	-0.1
Sawmill and woodworking machinery, excluding parts and attachments (sold separately).....	11	630602	8.1	0.1	-0.1	0.1	0.2	-0.2
Parts, attachments, & accessories for sawmill & woodworking machinery.....	11	630603	2.1	0.3	0.0	0.0	0.0	0.0
Paper industries machinery.....	11	64	3.3	0.0	-0.3	-0.1	0.0	0.0
Paper industries machinery.....	11	6401	3.3	0.0	-0.3	-0.1	0.0	0.0
Paper industries machinery, excluding parts & attachments (sold separately).....	11	640114	4.0	0.0	0.0	0.0	0.0	0.0
Parts and attachments for paper industries machinery.....	11	640115	1.9	0.1	-0.8	-0.2	0.0	0.0
Printing trades machinery and equipment.....	11	65	3.7	0.1	0.5	-0.4	2.4	0.4
Other printing machinery and equipment.....	11	6509	4.6	0.1	0.6	-0.5	3.1	0.5
Other printing machinery and equipment, incl. pre-press preparation equipment & plates.....	11	650912	8.1	0.3	1.3	-1.1	6.3	0.9
Parts, attachments, & accessories for printing trades machinery.....	11	650913	0.9	0.0	0.0	0.0	0.2	0.0
Other special industry machinery.....	11	66	3.1	-0.4	0.0	0.2	-0.6	0.0
Plastics and rubber working machinery.....	11	6603	1.6	-0.1	0.0	0.0	0.0	0.0
Plastics working machinery and equipment, excluding patterns and molds, including parts.....	11	66039	1.4	-0.1	0.0	0.0	0.0	0.0
Plasticworking machinery (excluding parts).....	11	660391	1.4	0.0	0.0	0.0	0.0	0.0
Parts for plasticworking machinery.....	11	660395	1.6	-0.6	0.0	-0.1	0.0	0.0
Miscellaneous special industry machinery.....	11	6606	3.4	-0.5	0.0	0.2	-0.7	0.0
Semiconductor manufacturing machinery and parts.....	11	660638	2.6	0.0	0.0	0.0	0.0	0.1
Packing, packaging, and bottling machinery and parts.....	11	67	8.4	0.0	0.0	0.5	0.0	0.2
Packing, packaging, and bottling machinery and parts.....	11	6705	8.4	0.0	0.0	0.5	0.0	0.2
Packing, packaging, and bottling machinery, excluding parts.....	11	670501	8.8	0.0	0.0	0.5	0.0	-0.1
Parts for packing, packaging, and bottling machinery.....	11	670502	7.1	0.1	0.0	0.4	0.0	1.3
Service industry machinery and parts.....	11	68	2.4	0.0	0.0	0.0	0.1	0.0
Service industry machinery and parts.....	11	6801	2.4	0.0	0.0	0.0	0.1	0.0
Commercial cooking and food warming equipment (incl. parts).....	11	68013	1.0	0.0	0.0	0.0	0.0	0.0
Commercial cooking equipment incl. ranges, deep-fat fryers, etc. except electric.....	11	680131	2.1	0.0	0.0	0.0	0.0	0.0
Commercial electric cooking equipment, incl. ranges, deep-fat fryers, etc.....	11	680132	0.4	0.0	0.0	0.0	0.0	0.0
Parts and accessories for commercial cooking and food warming equipment.....	11	680133	0.0	0.0	0.0	0.0	0.0	0.0
Other service industry machinery, incl. electronic teaching mach. & auto. maintenance equipment.....	11	68014	-	0.0	0.0	0.0	0.1	0.0
Coin-operated machines and mechanisms (incl. parts).....	11	680141	0.0	0.0	0.0	0.0	0.0	0.0
Commercial laundry and drycleaning machinery products (incl. parts) ..	11	680143	5.5	0.0	0.0	0.0	0.0	0.0
Commercial and industrial floor & carpet cleaning machines, ex. vacuum cleaners (incl. parts).....	11	680145	7.5	0.7	0.0	-0.2	0.0	0.0
Electronic teaching machines, teaching aids, etc., (incl. kits and parts).....	11	680147	1.2	0.0	0.0	0.0	0.0	0.0
All other parts and attachments for service industry equipment.....	11	680148	8.4	0.0	0.0	0.2	0.4	0.0
Other service industry equipment.....	11	680149	3.1	0.0	0.0	0.1	0.2	0.0
Electrical machinery and equipment.....	11	7	2.0	0.3	0.2	0.0	0.1	0.2
Wiring devices.....	11	71	5.0	-0.8	0.6	0.0	0.4	0.0
Current-carrying wiring devices.....	11	7101	24.5	0.0	1.2	0.2	0.4	-0.1
Current-carrying switches for electrical circuitry (including vehicular switches).....	11	710143	4.7	0.1	0.1	-0.2	0.2	0.0

See footnotes at end of table.

Table 7. Producer price index percentage changes for commodity and service groupings and individual items, not seasonally adjusted — Continued
 [November 2023]

Title	Commodity code		Unadjusted 12-month percent change ¹	Unadjusted 1-month percent change ¹				
	Group code	Item code		Nov. 2022 to Nov. 2023 ^P	June to July	July to Aug. ^P	Aug. to Sept. ^P	Sept. to Oct. ^P
Current-carrying wire connectors for electrical circuitry.....	11	710144	5.9	-0.5	2.6	0.0	2.2	-0.4
Current-carrying wiring devices n.e.c.....	11	710147	43.9	0.1	1.2	0.4	-0.2	0.0
Noncurrent-carrying wiring devices.....	11	7102	-10.6	-1.5	-0.1	-0.2	0.4	0.0
Noncurrent-carrying electrical conduit and conduit fittings, incl.plastic conduit & fittings.....	11	710216	-21.5	-3.7	-0.2	-0.6	1.0	0.0
Other noncurrent-carrying wiring devices and supplies (boxes, covers, bar hangers, etc.).....	11	710217	0.8	-0.1	-0.1	0.7	0.2	-0.3
Porcelain, steatite, and other ceramic electrical products.....	11	710252	3.6	1.8	0.0	-0.1	-0.5	0.1
Integrating and measuring instruments.....	11	72	5.2	0.2	0.2	0.0	0.6	0.5
Test equipment for electrical, radio, & communication circuits & motors. ...	11	7205	5.2	0.2	0.2	0.0	0.6	0.5
Test equipment for electrical, radio, & communication circuits & motors.....	11	720501	5.2	0.2	0.2	0.0	0.6	0.5
Motors, generators, motor generator sets.....	11	73	5.1	1.4	1.0	0.1	0.1	-0.3
Fractional horsepower motors and generators.....	11	7303	2.3	0.0	0.2	0.0	0.0	0.0
Fractional horsepower motors and generators.....	11	730312	2.3	0.0	0.2	0.0	0.0	0.0
Integral horsepower motors and generators (excluding land transportation types).....	11	7304	0.0	0.0	0.0	0.0	0.0	0.0
Integral horsepower motors and generators (excluding land transportation types).....	11	730405	0.0	0.0	0.0	0.0	0.0	0.0
Parts and supplies for motors and generators.....	11	7309	10.3	0.5	2.7	0.5	0.0	0.0
Parts and supplies for motors and generators.....	11	730901	10.3	0.5	2.7	0.5	0.0	0.0
Other motors and generators.....	11	7311	7.5	2.8	1.1	0.0	0.2	-0.5
Other motors and generators.....	11	731101	7.5	2.8	1.1	0.0	0.2	-0.5
Prime mover generator sets, except steam & hydraulic turbine.....	11	7311012	12.7	5.7	0.3	0.0	0.0	0.0
Transformers and power regulators.....	11	74	2.5	0.5	0.4	0.0	0.2	0.0
Power and distribution transformers, except parts.....	11	7409	-	0.6	0.0	0.0	0.0	-
Other transformers and parts for transformers.....	11	7411	-0.1	0.0	2.5	0.0	0.9	0.0
Switchgear, switchboard, industrial controls equipment.....	11	75	7.5	0.7	0.4	0.1	0.4	1.0
Industrial controls and related parts and accessories.....	11	7507	7.6	0.1	0.0	0.0	0.2	0.2
Industrial controls and related parts and accessories.....	11	750799	7.6	0.1	0.0	0.0	0.2	0.2
General-purpose industrial controls.....	11	7507991	8.9	0.2	0.0	0.0	0.1	0.3
Parts for industrial controls and motor-control accessories.....	11	7507992	4.6	0.0	0.0	0.0	0.6	0.0
Specific-purpose industrial controls.....	11	7507993	5.9	0.0	0.0	0.0	0.2	0.0
Switchgear and switchboard apparatus.....	11	7522	7.2	1.1	0.6	0.2	0.6	1.5
Switchgear and switchboard apparatus.....	11	752201	7.2	1.1	0.6	0.2	0.6	1.5
Low voltage panelboards and distribution boards, 1000 volts or less..	11	7522013	9.1	3.1	0.0	0.2	0.0	0.0
Switchgear, except relays and ducts.....	11	752201A	6.7	0.7	0.9	0.3	0.5	1.8
Communications and related equipment and miscellaneous electronic systems & equipment.....	11	76	2.1	-0.1	0.1	0.0	0.1	0.3
Telephone and wireline data networking equipment.....	11	7601	2.9	-0.8	0.3	0.0	0.0	-0.3
Other communications and related equipment, including broadcast and wireless.....	11	7603	1.9	-0.2	0.0	0.0	0.2	0.6
Broadcast, studio, and related electronic equipment.....	11	760301	-0.3	0.1	-0.1	0.3	0.2	-1.2
Radio station and wireless communication equipment.....	11	760302	1.9	-0.4	0.0	0.0	0.0	0.8
Radio station equipment.....	11	7603022	5.6	0.0	0.0	0.0	0.0	0.0
Other broadcast and wireless communications systems and equipment.....	11	7603023	1.1	-0.5	0.0	0.0	0.0	0.9
Intercommunications, alarm and traffic control systems.....	11	760303	3.1	0.4	0.0	0.0	1.1	0.4
Alarm systems, including electric sirens and horns.....	11	7603031	4.6	0.6	0.0	0.0	1.8	0.0
Intercommunications systems, including inductive paging systems....	11	7603033	2.4	0.0	0.0	0.8	0.0	0.0
Electronic systems and equipment, n.e.c.....	11	7605	6.0	0.7	0.0	0.0	0.0	0.0
Electronic systems and equipment, n.e.c.....	11	760512	6.0	0.7	0.0	0.0	0.0	0.0
Search, detection, navigation & guidance systems and equipment.....	11	7606	1.7	0.0	0.1	0.0	0.0	0.2
Search, detection, navigation & guidance systems and equipment.....	11	760613	1.7	0.0	0.1	0.0	0.0	0.2
Electric lamp bulbs, tubes, and components.....	11	77	7.6	1.0	0.0	0.5	0.0	0.0
Electric lamp bulbs, tubes, and components.....	11	7704	7.6	1.0	0.0	0.5	0.0	0.0
Electric lamp bulbs, tubes, and components.....	11	770401	7.6	1.0	0.0	0.5	0.0	0.0
Electronic components and accessories.....	11	78	-0.7	0.3	0.2	0.0	0.0	0.1
Relays for electronic circuitry, industrial control overload, and switchgear type.....	11	7821	8.3	0.0	0.0	0.0	0.7	0.0
Relays for electronic circuitry, industrial control overload, and switchgear type.....	11	782119	8.3	0.0	0.0	0.0	0.7	0.0
Switches, mechanical, for electronic circuitry.....	11	7822	3.5	0.4	0.0	0.0	0.0	0.0
Switches, mechanical, for electronic circuitry.....	11	782299	3.5	0.4	0.0	0.0	0.0	0.0
Connectors for electronic circuitry.....	11	7824	5.7	0.7	0.5	0.0	1.1	0.0
Connectors for electronic circuitry.....	11	782481	5.7	0.7	0.5	0.0	1.1	0.0

See footnotes at end of table.

Table 7. Producer price index percentage changes for commodity and service groupings and individual items, not seasonally adjusted — Continued
 [November 2023]

Title	Commodity code		Unadjusted 12-month percent change ¹	Unadjusted 1-month percent change ¹				
	Group code	Item code		Nov. 2022 to Nov. 2023 ^P	June to July	July to Aug. ^P	Aug. to Sept. ^P	Sept. to Oct. ^P
Filters, crystals, and transducers.....	11	7828	2.3	0.0	0.0	0.0	0.6	1.8
Filters, crystals, and transducers.....	11	782890	2.3	0.0	0.0	0.0	0.6	1.8
Crystal, filter, piezoelectric, and other related electronic devices (exc. microwave filters).....	11	7828901	2.3	0.0	0.0	0.0	0.6	1.8
Integrated microcircuits.....	11	7839	-4.3	-1.7	0.1	-0.2	-0.8	0.6
Integrated microcircuits.....	11	783911	-4.3	-1.7	0.1	-0.2	-0.8	0.6
Other semiconductor and related devices.....	11	7847	4.0	2.1	0.5	0.0	0.3	-0.9
Other semiconductor devices, including parts (such as chips, wafers and heat sinks).....	11	784711	4.0	2.1	0.5	0.0	0.3	-0.9
Bare printed circuit boards.....	11	7849	3.9	0.0	0.2	0.0	0.0	0.0
Bare printed circuit boards.....	11	784901	3.9	0.0	0.2	0.0	0.0	0.0
Electronic coils, transformers, and other inductors.....	11	7853	6.9	0.0	0.0	0.0	0.6	0.8
Electronic coils, transformers, and other inductors.....	11	785399	6.9	0.0	0.0	0.0	0.6	0.8
Capacitors and resistors for electronic circuitry.....	11	7854	-	0.0	0.0	0.0	0.0	2.2
Capacitors for electronic circuitry.....	11	785411	7.7	0.0	0.0	0.0	0.0	2.6
Microwave components, electron tubes, and other electronic components, n.e.c.....	11	7856	6.1	2.8	0.4	0.1	0.5	0.0
Printed circuit assemblies, loaded boards, modules and consumer external modems.....	11	7861	-12.8	-0.4	-0.2	0.0	0.0	-0.1
Printed circuit assemblies, loaded boards, modules and consumer external modems.....	11	786199	-12.8	-0.4	-0.2	0.0	0.0	-0.1
Miscellaneous electrical machinery and equipment.....	11	79	1.2	0.6	0.0	0.0	-0.1	-0.1
Storage batteries.....	11	7901	0.6	-0.1	0.0	0.0	-0.2	0.0
Storage batteries, lead acid type, BCI dimensional group 8D or smaller.....	11	790103	0.6	-0.2	0.0	0.0	-0.3	0.0
Storage batteries, lead acid type, larger than BCI dimensional group 8D.....	11	790104	1.1	0.0	0.0	0.0	0.0	0.0
Storage batteries (excluding lead acid), including parts for all storage batteries.....	11	790105	0.0	0.0	0.0	0.0	0.0	0.0
Primary batteries.....	11	7902	-0.2	0.2	0.2	0.0	-0.2	-0.4
Primary batteries.....	11	790229	-0.2	0.2	0.2	0.0	-0.2	-0.4
Carbon and graphite products.....	11	7903	1.0	0.0	0.3	-0.1	-0.1	-0.2
X-ray and electromedical equipment.....	11	7905	2.6	1.1	0.0	0.0	0.0	0.0
Irradiation equipment.....	11	790512	0.8	0.0	0.0	0.0	0.0	0.0
Electromedical equipment, including diagnostic, therapeutic and patient monitoring equipment.....	11	790541	3.3	1.5	0.0	0.0	0.0	0.0
Miscellaneous electrical industrial apparatus.....	11	7929	-7.0	-0.4	0.0	0.0	-0.7	-0.6
Rectifying apparatus.....	11	792902	3.0	0.0	0.0	0.0	0.0	0.0
Other electrical equipment for industrial use, except for electronic circuitry.....	11	792904	-11.2	-0.5	0.0	0.0	-0.9	-0.8
All other electrical equipment and components, except industrial.....	11	7939	0.9	0.0	0.9	0.0	0.0	0.0
All other electrical equipment and components, except industrial.....	11	793901	0.9	0.0	0.9	0.0	0.0	0.0
Miscellaneous instruments.....	11	8	5.5	0.3	0.3	-0.1	0.2	0.1
Automatic environmental controls for monitoring residential, commercial, and appliance use.....	11	81	5.5	0.0	0.2	0.0	0.0	0.0
Automatic environmental controls for monitoring residential, commercial, and appliance use.....	11	8105	5.5	0.0	0.2	0.0	0.0	0.0
Automatic environmental controls for monitoring residential, commercial, and appliance use.....	11	810501	5.5	0.0	0.2	0.0	0.0	0.0
Industrial process control instruments.....	11	82	5.4	-0.2	0.4	0.0	0.7	0.3
Industrial process control instruments.....	11	8201	5.4	-0.2	0.4	0.0	0.7	0.3
Industrial process control instruments.....	11	820171	5.4	-0.2	0.4	0.0	0.7	0.3
Fluid meters and counting devices.....	11	84	9.6	0.6	0.0	-2.6	0.1	-0.3
Fluid meters and counting devices.....	11	8401	9.6	0.6	0.0	-2.6	0.1	-0.3
Engineering and scientific instruments.....	11	85	6.0	1.5	0.3	0.0	0.0	0.1
Aeronautical, nautical, and navigational instruments.....	11	8501	4.9	1.8	0.4	0.0	0.0	0.1
Aeronautical, nautical, and navigational instruments.....	11	850111	4.9	1.8	0.4	0.0	0.0	0.1
Hospital beds and specialized hospital furniture.....	11	8504	12.8	0.0	0.0	0.0	0.0	0.2
Hospital beds and specialized hospital furniture.....	11	850404	12.8	0.0	0.0	0.0	0.0	0.2
Measuring instruments and lenses.....	11	86	4.6	-0.3	0.2	0.2	0.0	0.1
Sighting, tracking, and fire-control equipment, optical type.....	11	8601	2.1	-2.3	2.2	0.1	1.2	0.0
Sighting, tracking, and fire-control equipment, optical type.....	11	860111	2.1	-2.3	2.2	0.1	1.2	0.0
All other miscellaneous optical instruments and lenses.....	11	8602	3.3	0.4	0.5	0.0	0.0	0.5
All other miscellaneous optical instruments and lenses.....	11	860211	3.3	0.4	0.5	0.0	0.0	0.5
Laboratory analytical instruments.....	11	8603	5.1	-0.3	0.0	0.3	0.0	0.0
Laboratory analytical instruments.....	11	860311	5.1	-0.3	0.0	0.3	0.0	0.0

See footnotes at end of table.

Table 7. Producer price index percentage changes for commodity and service groupings and individual items, not seasonally adjusted — Continued
[November 2023]

Title	Commodity code		Unadjusted 12-month percent change ¹	Unadjusted 1-month percent change ¹				
	Group code	Item code		Nov. 2022 to Nov. 2023 ^P	June to July	July to Aug. ^P	Aug. to Sept. ^P	Sept. to Oct. ^P
Measuring & controlling devices, n.e.c.	11	89	5.1	0.3	0.7	0.1	0.4	0.2
Aircraft engine instruments	11	8901	3.5	2.2	0.0	0.2	0.0	0.0
Aircraft engine instruments	11	890199	3.5	2.2	0.0	0.2	0.0	0.0
Nuclear radiation detection & monitoring instruments	11	8904	4.2	0.0	0.0	0.0	0.0	0.0
Nuclear radiation detection & monitoring instruments	11	890499	4.2	0.0	0.0	0.0	0.0	0.0
Physical properties and kinematic testing equipment	11	8905	4.3	0.0	0.2	0.0	0.0	0.0
Physical properties and kinematic testing equipment	11	890599	4.3	0.0	0.2	0.0	0.0	0.0
Commercial, geophysical, meteorological, surveying, drafting & general-purpose instruments	11	8906	6.9	0.0	2.0	0.2	1.3	0.7
Commercial, geophysical, meteorological & general-purpose instruments	11	890699	6.9	0.0	2.0	0.2	1.3	0.7
Miscellaneous machinery	11	9	3.8	0.5	0.3	0.2	-0.1	0.2
Oil field and gas field machinery	11	91	2.6	0.0	0.0	0.7	0.0	0.4
Oil and gas field drilling, surveying, and cementing machinery (except parts sold separately)	11	9102	1.8	0.0	0.0	1.0	0.0	0.0
Oil and gas field drilling, surveying, and cementing machinery (except parts sold separately)	11	910201	1.8	0.0	0.0	1.0	0.0	0.0
Oil field and gas field production machinery (except pumps and parts sold separately)	11	9104	3.8	0.0	0.0	0.9	0.0	0.5
Oil field and gas field production machinery (except pumps and parts sold separately)	11	910456	3.8	0.0	0.0	0.9	0.0	0.5
Parts and attachments for oil and gas field machinery and equipment	11	9106	3.0	0.0	0.0	0.0	0.0	1.1
Parts and attachments for oil and gas field drilling machinery and equipment	11	910602	-	0.0	-	-	-	-
Parts and attachments for oil and gas field production machinery and equipment	11	910604	4.6	0.0	0.0	0.0	0.0	2.8
Mining machinery and equipment	11	92	9.8	1.2	0.6	0.3	0.2	1.9
Mining machinery and equipment (except parts sold separately)	11	9207	10.2	0.4	0.8	0.5	0.2	2.3
Underground mining machinery (except parts sold separately)	11	920701	-	0.0	0.0	0.2	0.0	-
Crushing, pulverizing, & screening machinery (except parts sold separately)	11	920702	6.7	0.0	0.0	0.0	0.0	6.7
Drills and other mining machinery (except parts sold separately)	11	920703	-	1.3	2.5	1.3	0.7	-
Mineral processing & beneficiation machinery (except parts sold separately)	11	920704	8.6	0.0	0.0	0.0	0.0	8.6
Parts and attachments for mining machinery and equipment (sold separately)	11	9253	8.0	3.7	0.0	0.0	0.0	0.4
Parts and attachments for mining machinery and equipment (sold separately)	11	925303	8.0	3.7	0.0	0.0	0.0	0.4
Internal combustion engines	11	94	6.4	1.8	0.0	0.1	-0.1	0.1
Diesel, semidiesel, and dual-fuel engines (except automotive)	11	9407	-	5.6	0.0	0.0	0.0	-
Diesel, semidiesel, and dual-fuel engines (except automotive)	11	940725	-	5.6	0.0	0.0	0.0	-
Diesel, semidiesel, and dual-fuel engines for automobiles, trucks, and buses	11	9408	4.0	0.0	0.0	0.0	0.0	0.0
Diesel, semidiesel, and dual-fuel engines for automobiles, trucks, and buses	11	940811	4.0	0.0	0.0	0.0	0.0	0.0
Parts & accessories for internal combustion engines, ex. aircraft & gasoline automotive engines	11	9413	4.8	0.0	0.0	0.4	0.0	0.1
Parts & accessories for internal combustion engines, ex. aircraft & gasoline automotive engines	11	941301	4.8	0.0	0.0	0.4	0.0	0.1
Machine shop products	11	95	1.3	0.1	0.0	0.0	-0.2	0.0
Machine shop products	11	9505	1.3	0.1	0.0	0.0	-0.2	0.0
Machine shop job work and job order repairs	11	950501	1.3	0.1	0.0	0.0	-0.2	0.0
Turbines and turbine generator sets	11	97	7.6	-1.3	2.2	0.4	0.5	0.6
Turbines and turbine generator sets (excluding parts)	11	9701	7.6	-1.3	2.2	0.4	0.5	0.6
Steam, gas, and other turbines and turbine generators	11	970103	3.6	-1.2	1.4	0.3	0.4	0.8
Parts & accessories for turbines, turbine generators, and turbine generator sets	11	98	0.6	0.1	0.0	0.0	0.0	0.0
Parts & accessories for turbines, turbine generators, and turbine generator sets	11	9801	0.6	0.1	0.0	0.0	0.0	0.0
Parts & accessories for turbines, turbine generators, and turbine generator sets	11	980101	0.6	0.1	0.0	0.0	0.0	0.0
Furniture and household durables	12	-	1.7	0.1	0.1	0.3	-0.3	0.3
Household furniture	12	1	-0.5	0.1	0.0	-0.2	-1.2	-0.1
Metal household furniture	12	11	-0.3	0.0	0.1	-0.2	-0.2	0.1
Metal household furniture	12	1101	-0.3	0.0	0.1	-0.2	-0.2	0.1
Metal household dining room and kitchen furniture	12	110102	6.5	0.3	0.4	-1.1	-1.2	0.7
Other metal household furniture	12	110104	-4.2	0.0	0.0	0.0	0.0	0.0

See footnotes at end of table.

Table 7. Producer price index percentage changes for commodity and service groupings and individual items, not seasonally adjusted — Continued
 [November 2023]

Title	Commodity code		Unadjusted 12-month percent change ¹	Unadjusted 1-month percent change ¹				
	Group code	Item code		Nov. 2022 to Nov. 2023 ^P	June to July	July to Aug. ^P	Aug. to Sept. ^P	Sept. to Oct. ^P
Metal household furniture, beds, nonupholstered.....	12	1101041	-5.2	0.0	0.0	0.0	0.0	0.0
Wood household furniture (nonupholstered).....	12	12	3.5	2.1	0.1	0.0	-3.7	0.0
Wood household furniture (nonupholstered).....	12	1206	—	2.1	0.1	0.0	-3.7	0.0
Wood living room furniture (nonupholstered).....	12	120602	3.9	0.4	0.0	0.0	0.0	0.0
Wood dining room, outdoor, and ready-to-assemble furniture (nonupholstered).....	12	120603	—	0.6	0.2	0.0	-5.7	0.0
Wood bedroom furniture, including infants' and children's, (nonupholstered).....	12	120605	2.0	0.1	0.0	0.0	-0.1	0.0
Upholstered household furniture.....	12	13	-1.8	0.0	0.1	-0.1	-1.8	-0.1
Upholstered household furniture.....	12	1301	-1.8	0.0	0.1	-0.1	-1.8	-0.1
Dual purpose sleep furniture, incl. convertible sofa.....	12	130123	-0.4	0.0	0.0	0.0	0.5	0.0
Upholstered household furniture.....	12	130141	-2.3	0.0	0.1	-0.1	-2.3	-0.2
Upholstered household davenports, sofas, loveseats, and settees.....	12	1301411	-4.2	0.0	0.0	-0.1	-3.1	-0.3
Upholstered household sectional sofa pieces.....	12	1301412	0.0	0.0	0.3	-0.1	-1.4	-0.1
Upholstered household rocking chairs, including swivel rockers.....	12	1301413	-2.0	0.0	0.0	-0.1	0.0	0.0
Other upholstered household furniture, including custom.....	12	1301415	0.8	0.0	0.2	-0.1	0.0	0.0
Bedding.....	12	14	0.2	-0.6	-0.2	-0.5	0.1	-0.2
Bedding.....	12	1401	0.2	-0.6	-0.2	-0.5	0.1	-0.2
Innerspring mattresses, excluding crib size.....	12	140104	-0.4	-2.3	0.8	-0.9	0.0	-0.4
Mattress foundations.....	12	140107	-6.8	0.4	0.0	-1.6	0.4	0.0
Mattresses, other types, including crib, foam, waterbed mattresses and mattress inserts.....	12	140114	2.5	0.0	0.1	0.0	0.0	0.0
Sleep system ensembles and mattresses, excluding conventional waterbeds.....	12	140122	-13.8	0.0	-13.8	0.0	0.0	0.0
Mattress and foundation sets.....	12	140134	1.8	0.6	0.0	-0.3	0.4	0.0
Metal porch, lawn, outdoor & casual furniture.....	12	15	-2.2	0.0	0.0	0.0	0.9	0.0
Porch and lawn furniture.....	12	1501	-2.2	0.0	0.0	0.0	0.9	0.0
Metal porch, lawn, outdoor & casual furniture.....	12	150112	-2.2	0.0	0.0	0.0	0.9	0.0
Nonupholstered household furniture, except wood and metal.....	12	16	—	0.0	0.0	0.0	0.0	—
Nonupholstered household furniture, except wood and metal.....	12	1601	—	0.0	0.0	0.0	0.0	—
Nonupholstered household furniture, except wood and metal.....	12	160101	—	0.0	0.0	0.0	0.0	—
Commercial furniture.....	12	2	2.5	0.7	-0.3	0.2	0.1	0.5
Wood office furniture and store fixtures.....	12	21	3.3	1.6	-0.1	-0.1	-0.1	0.0
Wood office furniture and store fixtures.....	12	2101	3.3	1.6	-0.1	-0.1	-0.1	0.0
Wood office seating, including upholstered.....	12	210112	4.5	0.9	0.0	0.0	0.0	0.0
Wood office desks and extensions.....	12	210113	4.5	1.0	0.0	0.0	0.0	0.0
Wood office files, storage units, and tables.....	12	210114	1.1	-0.2	0.0	0.0	0.0	0.0
Wood office furniture, other types (incl. panel/desking systems).....	12	210116	0.7	0.4	0.0	0.0	0.0	0.0
Fixtures for stores, banks and offices.....	12	210161	3.5	1.8	-0.1	-0.1	-0.1	0.0
Custom architectural woodwork, millwork, and fixtures.....	12	2101611	5.3	2.2	0.1	0.0	1.2	0.0
Wood lockers, partitions, and shelving (except custom).....	12	2101612	-5.0	1.2	-1.4	-1.4	1.0	-1.5
Wood furniture dimensions and nonwood furniture parts and frames..	12	2101615	14.3	2.4	-2.0	-0.7	—	—
Nonwood furniture and store fixtures.....	12	22	1.4	0.0	-0.7	0.3	0.3	0.8
Nonwood commercial storage units, files, and tables.....	12	2202	7.0	1.3	0.2	-0.6	-0.5	-0.2
Nonwood commercial storage units, files, and tables.....	12	220202	7.0	1.3	0.2	-0.6	-0.5	-0.2
Nonwood commercial furniture.....	12	2203	-0.8	0.0	-0.5	-0.1	0.4	-0.8
Nonwood commercial desks and extensions.....	12	220321	—	0.0	0.0	0.0	-0.1	0.0
Nonwood office seating.....	12	220325	1.8	0.0	0.0	0.0	0.0	0.0
Nonwood office furniture panel systems, and other nonwood office furniture.....	12	220326	-2.0	0.0	-1.1	-0.3	0.8	-1.6
Nonwood partitions and fixtures.....	12	2204	2.2	-0.5	-1.2	1.1	0.5	2.9
Storage racks and accessories, except wood.....	12	220407	-11.8	-2.2	-5.0	-0.1	0.0	0.0
Fixtures (bank, office, and store) except wood.....	12	220409	21.0	0.0	0.0	3.2	2.8	6.9
Public building furniture.....	12	23	4.4	0.0	0.1	0.8	0.1	1.8
Public building furniture.....	12	2301	4.4	0.0	0.1	0.8	0.1	1.8
School furniture (except stone and concrete), excluding library furniture.....	12	230101	5.3	0.0	0.4	2.2	0.4	0.4
Public building and related furniture, excluding school & restaurant furniture.....	12	230102	4.0	0.0	0.0	0.0	0.0	2.6
Commercial furniture and fixtures, n.e.c.....	12	24	2.8	0.7	-0.2	0.1	0.2	0.1
Commercial furniture and fixtures, n.e.c.....	12	2401	2.8	0.7	-0.2	0.1	0.2	0.1
Bar, bowling center, cafeteria, and restaurant furniture.....	12	240104	1.4	0.0	0.0	0.5	0.0	0.0
Other commercial and institutional furniture and fixtures, n.e.c.....	12	240108	3.4	1.1	-0.2	-0.1	0.2	0.2
Floor coverings.....	12	3	0.3	-0.1	1.0	1.6	-0.9	0.0

See footnotes at end of table.

Table 7. Producer price index percentage changes for commodity and service groupings and individual items, not seasonally adjusted — Continued
 [November 2023]

Title	Commodity code		Unadjusted 12-month percent change ¹ Nov. 2022 to Nov. 2023 ^P	Unadjusted 1-month percent change ¹				
	Group code	Item code		June to July	July to Aug. ^P	Aug. to Sept. ^P	Sept. to Oct. ^P	Oct. to Nov. ^P
Carpets and rugs.....	12	31	0.1	-0.1	1.2	1.8	-1.1	0.0
Carpet and rugs.....	12	3101	0.1	-0.1	1.2	1.8	-1.1	0.0
Carpet and rugs.....	12	310101	0.1	-0.1	1.2	1.8	-1.1	0.0
Resilient floor coverings.....	12	32	1.4	0.0	0.0	0.0	0.0	0.0
Resilient floor coverings.....	12	3201	1.4	0.0	0.0	0.0	0.0	0.0
Resilient floor coverings.....	12	320170	1.4	0.0	0.0	0.0	0.0	0.0
Household appliances.....	12	4	2.8	-0.3	0.7	0.0	0.1	0.8
Major appliances.....	12	41	2.9	-0.4	0.8	0.0	0.1	0.9
Household cooking appliances.....	12	4101	6.4	-0.5	2.1	0.3	0.1	1.1
Electric household ranges, ovens (including microwave), surface cooking units, and equipment.....	12	410105	5.0	-0.5	0.9	-0.4	0.5	1.1
Gas household ranges, ovens, surface cooking units and equipment. . .	12	410139	6.2	-0.7	2.0	0.3	-0.3	2.4
Other household ranges and cooking equipment, including outdoor equipment.....	12	410169	9.8	-0.3	3.7	1.0	0.1	0.0
Household refrigeration equipment.....	12	4103	0.4	-0.3	-0.6	-0.1	-0.2	1.2
Household refrigerators, including refrigerator-freezer combinations.....	12	410329	0.2	-0.6	-0.5	-0.1	-0.3	1.2
Other major household appliances including room air-conditioners.....	12	4104	1.7	-0.3	0.1	-0.5	0.2	0.9
Room air-conditioners.....	12	410445	-	0.0	0.0	0.0	0.0	0.0
Household vacuum cleaners, including parts and attachments.....	12	43	6.1	0.0	0.9	-0.7	0.2	0.6
Household vacuum cleaners and other floor care machines (including parts and attachments).....	12	4301	6.1	0.0	0.9	-0.7	0.2	0.6
Household vacuum cleaners and other floor care machines (including parts and attachments).....	12	430114	6.1	0.0	0.9	-0.7	0.2	0.6
Electric housewares and fans.....	12	44	1.0	0.0	0.0	0.0	-0.1	0.3
Parts and attachments for small electric household appliances, including fan parts.....	12	4403	3.1	0.0	-0.1	0.0	0.0	0.0
Parts and attachments for small electric household appliances, including fan parts.....	12	440311	3.1	0.0	-0.1	0.0	0.0	0.0
Small electric household appliances, including fans.....	12	4404	0.9	0.0	0.0	0.0	-0.1	0.4
Small electric household appliances, including fans.....	12	440401	0.9	0.0	0.0	0.0	-0.1	0.4
Portable residential lighting fixtures, including parts and accessories.....	12	45	3.7	0.4	0.0	0.0	0.0	0.0
Portable residential lighting fixtures, including parts and accessories.....	12	4501	3.7	0.4	0.0	0.0	0.0	0.0
Portable residential lighting fixtures, including parts and accessories.....	12	450135	3.7	0.4	0.0	0.0	0.0	0.0
Home electronic equipment.....	12	5	1.2	0.0	0.0	0.0	0.0	0.2
Speakers and commercial sound equipment.....	12	57	2.5	0.0	0.0	0.0	0.0	0.3
Speakers and commercial sound equipment.....	12	5707	2.5	0.0	0.0	0.0	0.0	0.3
Speakers and commercial sound equipment.....	12	570708	2.5	0.0	0.0	0.0	0.0	0.3
Other home electronic equipment.....	12	58	0.0	0.0	0.0	0.0	0.0	0.0
Other home electronic equipment, including television receivers and automotive A/V equipment.....	12	5803	0.0	0.0	0.0	0.0	0.0	0.0
All other consumer audio and video equipment, excluding TV receivers and automotive A/V equip.....	12	580301	0.0	0.0	0.0	0.0	0.0	0.0
Other household durable goods.....	12	6	2.9	-0.5	-0.4	1.3	0.0	0.1
Vitreous china, fine earthenware, and other pottery products.....	12	61	2.6	-0.6	0.0	0.0	0.0	0.0
Vitreous china, porcelain, and earthenware table and kitchenware and other pottery products.....	12	6101	2.6	-0.6	0.0	0.0	0.0	0.0
Vitreous china, porcelain, and earthenware (semivitreous) table and kitchenware.....	12	610104	-2.6	-4.1	0.0	0.0	0.0	0.0
All other pottery products (including china decorated for the trade).....	12	610105	3.6	0.0	0.0	0.0	0.0	0.0
Mirrors (decorated and undecorated).....	12	65	8.8	-2.2	-2.8	8.0	-1.2	0.7
Mirrors (decorated and undecorated), made from purchased glass.....	12	6501	8.8	-2.2	-2.8	8.0	-1.2	0.7
Mirrors (decorated and undecorated), made from purchased glass.....	12	650104	8.8	-2.2	-2.8	8.0	-1.2	0.7
Lawn/garden equipment.....	12	66	2.2	0.0	0.1	0.0	0.5	0.0
Parts and attachments for consumer lawn, garden, and snow equipment.....	12	6605	0.1	0.5	0.3	0.0	1.2	-0.6
Parts and attachments for consumer lawn, garden, and snow equipment.....	12	660503	0.1	0.5	0.3	0.0	1.2	-0.6
Consumer lawn, garden, and snow equipment.....	12	6607	2.6	-0.1	0.1	0.0	0.4	0.1
Consumer lawn, garden, and snow equipment.....	12	660701	2.6	-0.1	0.1	0.0	0.4	0.1
Consumer riding lawn, garden, and snow equipment.....	12	6607011	1.0	0.0	0.0	0.0	0.8	0.0
Consumer nonriding lawn, garden, and snow equipment.....	12	6607012	3.7	-0.1	0.2	0.0	0.0	0.2
Cutlery, flatware (except precious), razors and razor blades.....	12	67	0.3	-0.9	0.0	0.0	-0.1	0.0
Cutlery, flatware (except precious), razors and razor blades.....	12	6701	0.3	-0.9	0.0	0.0	-0.1	0.0
Cutlery, scissors, shears, trimmers, and snips.....	12	670141	2.8	-2.0	0.0	0.0	-0.3	0.0

See footnotes at end of table.

Table 7. Producer price index percentage changes for commodity and service groupings and individual items, not seasonally adjusted — Continued
 [November 2023]

Title	Commodity code		Unadjusted 12-month percent change ¹	Unadjusted 1-month percent change ¹				
	Group code	Item code		Nov. 2022 to Nov. 2023 ^P	June to July	July to Aug. ^P	Aug. to Sept. ^P	Sept. to Oct. ^P
Metal kitchen utensil, pots, and pans.....	12	68	1.3	0.0	0.0	0.0	0.3	0.0
Metal kitchen utensil, pots, and pans.....	12	6801	1.3	0.0	0.0	0.0	0.3	0.0
Stamped and spun kitchen utensils, aluminum.....	12	680101	—	0.0	0.0	0.0	0.0	0.0
Window shades, blinds, and accessories.....	12	69	0.6	0.0	0.0	0.0	0.0	0.0
Window shades, blinds, and accessories.....	12	6901	0.6	0.0	0.0	0.0	0.0	0.0
Window shades and window shade accessories and rollers.....	12	690101	0.0	0.0	0.0	0.0	0.0	0.0
Other shades and blinds, including curtain and drapery fixtures, poles, & rods.....	12	690103	—	0.0	0.0	0.0	0.0	0.0
Nonmetallic mineral products.....	13	—	5.2	0.1	0.3	0.3	0.1	0.1
Glass.....	13	1	1.7	-0.6	-0.7	0.3	0.1	0.0
Flat glass.....	13	11	1.1	-0.7	-0.8	0.3	0.2	0.0
Specialty glass.....	13	1107	4.4	0.1	-0.9	0.8	0.2	0.1
Specialty glass.....	13	110703	4.4	0.1	-0.9	0.8	0.2	0.1
Other glass products, made by flat glass producers.....	13	1107034	-0.1	0.0	0.0	0.0	0.0	0.0
Flat glass (float, sheet, and plate process).....	13	1108	—	-3.9	-0.5	-1.5	0.3	—
Flat glass (float, sheet, and plate process).....	13	110811	—	-3.9	-0.5	-1.5	0.3	—
Other finished glassware.....	13	13	3.8	-0.1	-0.1	0.3	-0.3	0.0
Pressed and blown glassware.....	13	1301	3.8	-0.1	-0.1	0.3	-0.3	0.0
Machine-made pressed & blown table, kitchen, art, & novelty glassware.....	13	130116	3.7	0.0	0.0	0.0	0.0	0.0
All other machine-made pressed and blown glassware.....	13	130117	4.1	-0.2	-0.2	0.7	-0.7	0.0
Handmade pressed and blown glassware.....	13	130118	7.9	0.0	0.0	0.0	0.0	0.0
Concrete ingredients and related products.....	13	2	8.4	-0.1	0.8	0.2	-0.2	0.0
Construction sand, gravel, and crushed stone.....	13	21	8.4	-0.4	1.0	0.1	0.0	0.0
Construction sand, gravel and crushed stone.....	13	2101	8.4	-0.4	1.0	0.1	0.0	0.0
Construction sand and gravel (run of pit/bank, washed, screened, etc.)..	13	210120	5.9	0.1	0.8	0.1	-0.1	0.2
Construction sand and gravel, Northeast.....	13	2101201	5.9	0.0	0.0	0.0	0.0	0.0
Construction sand and gravel, Midwest.....	13	2101202	8.2	-0.3	0.8	0.0	-0.3	0.4
Construction sand and gravel, West.....	13	2101204	7.8	0.5	1.4	0.1	0.0	0.1
Crushed and broken stone.....	13	210121	9.5	-0.7	1.1	0.1	0.0	-0.1
Crushed and broken limestone.....	13	2101212	9.0	0.2	0.8	0.2	0.0	-0.1
Crushed and broken granite.....	13	2101213	9.3	-3.9	0.3	-0.3	0.0	0.0
Bituminous limestone, sandstone, & other crushed & broken stone. ..	13	2101219	11.9	-0.5	3.5	0.0	0.0	0.0
Cement, hydraulic.....	13	22	8.3	0.8	0.2	0.6	-0.5	0.0
Cement, hydraulic.....	13	2201	8.3	0.8	0.2	0.6	-0.5	0.0
Cement, hydraulic.....	13	220161	8.3	0.8	0.2	0.6	-0.5	0.0
Concrete products.....	13	3	8.3	0.5	0.8	0.9	0.2	0.2
Concrete block and brick.....	13	31	8.8	0.1	0.5	-0.3	1.2	0.0
Structural concrete block.....	13	3111	10.8	0.3	0.7	-1.1	2.4	0.0
Structural concrete block.....	13	311135	10.8	0.3	0.7	-1.1	2.4	0.0
Structural concrete block, lightweight units (weighing less than 105 lb/cubic ft.) (dry weight).....	13	3111351	9.0	0.0	0.5	0.0	0.3	0.0
Structural concrete block, mediumweight units (weighing 105 - 124 lb/cubic ft.) (dry weight).....	13	3111352	13.2	0.0	0.0	0.3	2.1	0.0
Structural concrete block, normalweight units (weighing 125 lb or more/cubic ft.) (dry weight).....	13	3111353	11.6	0.8	1.1	-2.9	4.6	0.0
Decorative concrete block.....	13	3121	10.4	0.0	1.4	0.0	1.4	0.0
Decorative concrete block (including screen, split, slump, shadowal block, etc.).....	13	312101	10.4	0.0	1.4	0.0	1.4	0.0
Concrete brick.....	13	3131	7.8	0.0	0.0	0.0	0.0	0.0
Concrete brick.....	13	313101	7.8	0.0	0.0	0.0	0.0	0.0
Concrete pavers.....	13	3141	6.7	0.0	0.0	0.0	0.6	0.0
Concrete pavers (including grid, interlocking, etc.).....	13	314101	6.7	0.0	0.0	0.0	0.6	0.0
Concrete pipe.....	13	32	7.1	-1.0	-1.9	2.8	0.5	0.1
Concrete pipe.....	13	3201	7.1	-1.0	-1.9	2.8	0.5	0.1
Concrete pipe.....	13	320108	7.1	-1.0	-1.9	2.8	0.5	0.1
Concrete storm sewer pipe.....	13	3201082	14.4	0.0	-0.6	7.4	1.0	0.1
Concrete pipe, except concrete culvert and storm sewer pipe.....	13	3201083	5.8	0.0	0.0	0.0	0.0	0.0
Ready-mix concrete.....	13	33	9.4	0.7	1.2	1.1	0.2	0.2
Ready-mix concrete.....	13	3301	9.4	0.7	1.2	1.1	0.2	0.2
Ready-mix concrete.....	13	330101	9.4	0.7	1.2	1.1	0.2	0.2
Northeast region ready-mix concrete.....	13	330101A	11.7	0.0	2.6	0.3	0.0	-0.6
Midwest region ready-mix concrete.....	13	330101B	14.2	2.2	3.3	1.1	-0.9	-0.6

See footnotes at end of table.

Table 7. Producer price index percentage changes for commodity and service groupings and individual items, not seasonally adjusted — Continued
 [November 2023]

Title	Commodity code		Unadjusted 12-month percent change ¹	Unadjusted 1-month percent change ¹				
	Group code	Item code		Nov. 2022 to Nov. 2023 ^P	June to July	July to Aug. ^P	Aug. to Sept. ^P	Sept. to Oct. ^P
South region ready-mix concrete.....	13	330101C	9.8	0.6	0.6	1.8	0.7	0.5
West region ready-mix concrete.....	13	330101D	3.9	-0.1	-0.2	0.1	0.4	0.7
Precast concrete products.....	13	34	6.1	0.3	0.3	0.6	0.0	0.0
Precast concrete products.....	13	3401	6.1	0.3	0.3	0.6	0.0	0.0
Precast concrete products.....	13	340106	6.1	0.3	0.3	0.6	0.0	0.0
Precast concrete slabs and tile, roof and floor units.....	13	3401061	3.2	0.0	0.0	0.0	0.0	0.0
Precast concrete architectural wall panels.....	13	3401062	4.9	0.0	0.2	2.3	0.0	-0.3
Burial vaults and boxes, precast concrete.....	13	3401063	5.8	0.0	0.0	0.0	0.8	0.0
Precast concrete products (excl burial vaults and boxes, slabs and tile, and arch. wall panels).....	13	3401064	6.8	0.4	0.3	0.4	0.0	0.1
Prestressed concrete products.....	13	35	2.5	0.0	0.4	0.0	0.1	1.7
Prestressed concrete products.....	13	3501	2.5	0.0	0.4	0.0	0.1	1.7
Prestressed concrete products.....	13	350107	2.5	0.0	0.4	0.0	0.1	1.7
Prestressed concrete bridge beams and solid and hollow cored slabs and panels.....	13	3501071	-2.7	0.0	-0.5	0.0	0.2	-1.0
Prestressed concrete bridge beams.....	13	35010711	-2.7	0.0	-0.4	0.0	0.3	-1.4
Prestressed concrete solid and hollow cored slabs and panels.....	13	35010712	-3.0	0.0	-0.7	0.0	0.0	0.0
Prestressed concrete products (excl bridge beams and solid and hollow cored slabs and panels).....	13	3501072	8.8	0.0	1.5	0.0	0.0	4.9
Clay construction products ex. refractories.....	13	4	6.6	0.0	0.0	0.4	0.1	0.5
Brick and structural clay tile.....	13	42	5.6	0.0	0.0	0.0	0.2	0.0
Building or common brick.....	13	4201	5.5	0.0	0.0	0.0	0.2	0.0
Building or common brick.....	13	420101	5.5	0.0	0.0	0.0	0.2	0.0
Glazed brick and other brick (paving, floor, and sewer).....	13	4202	9.0	0.0	0.0	0.6	0.0	0.0
Glazed brick and other brick (paving, floor, and sewer).....	13	420201	9.0	0.0	0.0	0.6	0.0	0.0
Clay floor and wall tile, glazed and unglazed.....	13	44	7.8	0.0	0.0	0.9	0.0	1.1
Clay floor and wall tile, glazed and unglazed (including quarry tile and ceramic mosaic tile).....	13	4401	7.8	0.0	0.0	0.9	0.0	1.1
Clay floor and wall tile, glazed and unglazed (including quarry tile and ceramic mosaic tile).....	13	440131	7.8	0.0	0.0	0.9	0.0	1.1
Structural clay products, n.e.c.....	13	45	6.4	0.0	0.0	0.0	0.0	0.2
Structural clay products, n.e.c.....	13	4501	6.4	0.0	0.0	0.0	0.0	0.2
All other structural clay products, excluding clay refractories.....	13	450199	8.0	0.0	0.0	0.0	0.0	0.2
Refractories.....	13	5	3.5	-0.1	-0.1	0.4	-0.3	-0.1
Clay refractories.....	13	52	4.5	0.0	0.0	0.0	0.0	0.0
Clay refractories.....	13	5201	4.5	0.0	0.0	0.0	0.0	0.0
Clay refractories.....	13	520181	4.5	0.0	0.0	0.0	0.0	0.0
Nonclay refractories.....	13	53	3.4	-0.5	-0.2	1.4	-1.1	-0.4
Nonclay refractories (excluding dead-burned magnesia).....	13	5301	3.4	-0.5	-0.2	1.4	-1.1	-0.4
Nonclay refractories (excluding dead-burned magnesia).....	13	530112	3.4	-0.5	-0.2	1.4	-1.1	-0.4
Asphalt felts and coatings.....	13	6	2.7	0.9	-1.0	0.6	0.6	-0.3
Prepared asphalt and tar roofing and siding products.....	13	61	2.8	1.1	-1.2	0.7	0.7	-0.3
Prepared asphalt and tar roofing and siding products.....	13	6101	2.8	1.1	-1.2	0.7	0.7	-0.3
Prepared asphalt and tar roofing and siding products.....	13	610131	2.8	1.1	-1.2	0.7	0.7	-0.3
Asphalt smooth-surfaced roll roofing and cap sheets, organic and fiberglass base.....	13	6101311	17.1	1.7	0.2	-2.6	0.1	3.1
Asphalt mineral-surfaced roll roofing and cap sheets, organic and fiberglass base.....	13	6101312	3.1	-0.3	-0.2	0.0	0.0	0.0
Other prepared asphalt and tar products for roofing and siding.....	13	6101317	1.2	0.4	0.1	0.3	-0.6	0.0
Roofing asphalts, pitches, coatings, and cement.....	13	62	1.9	0.0	0.0	-0.2	0.0	0.2
Roofing asphalts, pitches, coatings, and cement.....	13	6201	1.9	0.0	0.0	-0.2	0.0	0.2
Roofing asphalts, pitches, coatings, and cement.....	13	620121	1.9	0.0	0.0	-0.2	0.0	0.2
Gypsum products.....	13	7	-1.5	-0.2	-0.2	-0.5	0.0	0.0
Gypsum products.....	13	71	-1.5	-0.2	-0.2	-0.5	0.0	0.0
Gypsum products.....	13	7101	-1.5	-0.2	-0.2	-0.5	0.0	0.0
Gypsum building materials.....	13	710102	-1.8	-0.3	-0.2	-0.6	0.0	0.0
Other gypsum products.....	13	710116	0.0	0.0	0.0	0.0	0.0	0.0
Glass containers.....	13	8	6.3	-0.2	0.4	-2.1	0.0	-0.7
Glass containers.....	13	81	6.3	-0.2	0.4	-2.1	0.0	-0.7
Glass containers (including value of packaging).....	13	8101	6.3	-0.2	0.4	-2.1	0.0	-0.7
Glass containers (including value of packaging).....	13	810104	6.3	-0.2	0.4	-2.1	0.0	-0.7

See footnotes at end of table.

Table 7. Producer price index percentage changes for commodity and service groupings and individual items, not seasonally adjusted — Continued
 [November 2023]

Title	Commodity code		Unadjusted 12-month percent change ¹	Unadjusted 1-month percent change ¹				
	Group code	Item code		Nov. 2022 to Nov. 2023 ^P	June to July	July to Aug. ^P	Aug. to Sept. ^P	Sept. to Oct. ^P
Other nonmetallic minerals.....	13	9	3.0	-0.1	0.3	0.0	0.0	0.3
Insulation materials.....	13	92	1.2	0.2	-0.5	-0.3	-0.3	-0.1
Mineral wool for thermal and acoustical envelope insulation.....	13	9201	-1.1	0.3	-0.9	-0.6	-0.3	-0.1
Mineral wool for thermal and acoustical envelope insulation.....	13	920105	-1.1	0.3	-0.9	-0.6	-0.3	-0.1
Mineral wool for industrial, equipment, and appliance insulation.....	13	9202	4.8	0.1	0.0	0.1	-0.2	-0.1
Mineral wool for industrial, equipment, and appliance insulation.....	13	920201	4.8	0.1	0.0	0.1	-0.2	-0.1
Paving mixtures and blocks.....	13	94	0.7	-0.3	0.7	0.3	0.2	0.3
Paving mixtures and blocks.....	13	9401	0.7	-0.3	0.7	0.3	0.2	0.3
Paving mixtures and blocks.....	13	940113	0.7	-0.3	0.7	0.3	0.2	0.3
Emulsified asphalt, including liquid additives.....	13	940113A	2.4	-0.2	0.8	0.6	0.1	0.2
Other liquid asphalt and tar paving materials, including cut-backs.....	13	940113B	-9.0	0.7	0.4	0.3	0.0	-0.2
Asphalt and tar paving mixtures (excluding liquid).....	13	940113C	-0.2	-0.6	0.3	-0.1	0.4	0.6
Cut stone and stone products.....	13	95	2.2	0.0	0.0	-0.5	0.4	0.0
Cut stone and stone products.....	13	9501	2.2	0.0	0.0	-0.5	0.4	0.0
Dressed dimension granite (including gneiss, syenite, diorite, and cut granite).....	13	950111	2.0	0.0	0.0	-0.9	0.8	0.0
Dressed dimension limestone (including dolomite, travertine, calcareous, tufa, & cut limestone).....	13	950121	0.0	0.0	0.0	0.0	0.0	0.0
Dressed dimension marble and other stone.....	13	950151	2.9	0.0	0.0	0.0	0.0	0.0
Gaskets, packing, and sealing devices.....	13	98	4.1	-1.4	0.0	0.1	0.0	0.3
Gaskets and gasketing material.....	13	9801	2.9	-2.1	0.0	0.0	0.0	0.5
Nonmetallic gaskets and gasketing.....	13	980111	3.6	-3.7	0.1	0.0	0.0	0.9
Metallic gaskets and machined seals.....	13	980112	1.9	0.0	0.0	0.0	0.0	0.0
Packing and sealing.....	13	9802	5.7	-0.3	0.0	0.1	0.0	0.0
Compression packing.....	13	980211	-	0.0	0.0	0.0	0.0	-
Molded packing and sealing devices.....	13	980212	4.0	-0.6	0.0	0.0	0.0	0.0
Rotary oil seals.....	13	980214	11.7	0.0	0.0	0.5	0.0	0.0
Nonmetallic minerals and products, n.e.c.....	13	99	6.6	0.8	0.6	0.2	-0.3	0.7
Clay and stone mining and quarrying.....	13	9902	8.3	1.0	1.0	0.3	-0.6	1.2
Ground or treated minerals and earths.....	13	990209	5.4	0.2	1.1	0.3	-0.1	0.0
Treated lightweight aggregate and crushed slag, minerals and earths.....	13	9902094	6.2	0.1	0.3	0.8	0.0	0.0
Other minerals and earths, treated.....	13	9902096	6.1	0.0	2.2	0.0	-0.2	0.0
Dimension stone mining and quarrying.....	13	990211	28.5	10.6	0.0	0.0	0.0	0.0
Clay, excluding kaolin and ball clay.....	13	990214	5.5	0.1	-0.1	0.1	0.4	0.8
Bentonite.....	13	990214C	5.4	0.0	0.0	0.0	1.5	0.5
All other nonmetallic minerals, including talc and gypsum.....	13	990299	12.8	-0.9	2.8	0.3	-4.3	8.1
All other nonmetallic mineral products.....	13	9903	4.4	0.5	0.0	0.0	0.0	0.0
Other nonmetallic mineral products.....	13	990319	5.0	0.2	0.0	0.0	0.0	0.0
Transportation equipment.....	14	-	2.1	0.2	0.0	0.1	0.4	0.1
Motor vehicles and equipment.....	14	1	1.5	0.2	0.0	0.0	0.5	0.1
Motor vehicles.....	14	11	1.5	0.1	-0.1	0.0	1.0	0.2
Passenger cars and chassis.....	14	1101	0.0	0.1	0.1	0.0	1.9	0.0
Passenger cars and chassis.....	14	110131	0.0	0.1	0.1	0.0	1.9	0.0
Motorcycles, including three-wheel motorbikes, motorscooters, mopeds, and parts.....	14	1104	3.3	0.0	0.0	0.0	0.0	0.0
Motorcycles, including three-wheel motorbikes, motorscooters, mopeds, and parts.....	14	110401	3.3	0.0	0.0	0.0	0.0	0.0
Trucks, truck tractors, & bus chassis 14,000 lb or less, incl. minivans & suvs.....	14	1105	2.0	0.1	-0.1	0.0	1.0	0.3
Trucks, truck tractors, & bus chassis 14,000 lb or less, incl. minivans & suvs.....	14	110571	2.0	0.1	-0.1	0.0	1.0	0.3
Trucks, over 14,000 lbs GVW.....	14	1106	1.9	0.4	0.0	0.0	0.0	0.1
Trucks, over 14,000 lbs GVW.....	14	110684	1.9	0.4	0.0	0.0	0.0	0.1
Truck, truck tractors, and bus chassis (chassis of own manufacture) 14,001 to 33,000 lbs.....	14	1106841	3.3	0.0	0.0	0.0	0.0	0.3
Buses, including military and firefighting vehicles (chassis of own manufacture).....	14	1106843	3.9	1.0	0.0	0.0	0.1	0.0
Motor vehicles parts.....	14	12	1.6	0.3	0.0	0.1	0.1	0.1
Motor vehicles parts.....	14	1205	1.6	0.3	0.0	0.1	0.1	0.1
Gasoline engines and engine parts, excl. carburetors, pistons, and valves.....	14	120501	0.4	0.1	0.3	0.3	0.1	0.0
Motor vehicle steering and suspension parts.....	14	120502	1.0	0.6	0.0	0.0	1.1	0.0
Motor vehicle transmission and power train.....	14	120503	1.9	0.6	0.0	0.1	0.5	0.0

See footnotes at end of table.

Table 7. Producer price index percentage changes for commodity and service groupings and individual items, not seasonally adjusted — Continued
 [November 2023]

Title	Commodity code		Unadjusted 12-month percent change ¹	Unadjusted 1-month percent change ¹				
	Group code	Item code		Nov. 2022 to Nov. 2023 ^P	June to July	July to Aug. ^P	Aug. to Sept. ^P	Sept. to Oct. ^P
Motor vehicle drive train components, except wheels and brakes, new.....	14	1205031	1.8	0.6	0.0	0.0	0.5	0.0
Motor vehicle transmissions except auxiliary and parts, new.....	14	12050310	4.1	-0.4	0.2	0.0	-0.4	0.0
Parts for manual and automatic transmissions, new.....	14	12050313	0.6	1.3	0.0	0.0	-0.1	-0.5
Other motor vehicle drive train components, except wheels and brakes, new.....	14	12050315	1.9	0.4	-0.2	0.0	-0.3	0.6
Motor vehicle drive train components, rebuilt.....	14	1205033	3.9	0.0	0.0	2.2	0.0	0.0
Motor vehicle brake systems.....	14	120504	2.5	-0.6	0.3	0.0	-0.6	-0.4
Motor vehicle brake parts and assemblies, new.....	14	1205041	1.8	-0.7	0.3	0.0	-0.6	-0.4
Motor vehicle drum brake assemblies and parts, new.....	14	1205041A	-1.6	0.6	0.3	0.0	-1.3	0.0
Other motor vehicle brake parts and assemblies, new.....	14	1205041B	0.9	0.4	0.5	0.1	-0.3	-0.8
Motor vehicle disc brake assemblies and parts, new.....	14	1205041C	6.7	-3.6	0.0	0.0	-0.3	0.0
Filters for internal combustion engines and motor vehicles.....	14	120505	1.9	0.0	0.0	0.0	0.0	0.4
Other motor vehicle parts.....	14	120508	4.6	0.3	0.0	0.0	0.1	-0.1
Vehicle seating and interior trim.....	14	120511	0.2	0.0	0.0	0.3	-0.1	0.2
Automobile trimmings.....	14	1205111	-0.6	0.0	-0.1	0.0	0.0	0.5
Seats for public conveyance and aircraft.....	14	1205113	0.8	-0.1	0.1	0.0	0.2	0.2
Motor vehicle air conditioning systems and compressors.....	14	120512	-	-0.2	-	-	-	-
Carburetors, pistons, piston rings, and valves.....	14	120513	6.4	0.3	0.7	0.2	-0.5	2.5
Motor vehicle electrical and electronic equipment.....	14	120514	2.1	0.4	0.0	0.0	0.1	0.0
Vehicular lighting equipment.....	14	1205141	1.5	0.0	0.0	0.0	0.2	0.1
Other motor vehicle electrical and electronic equipment.....	14	1205142	2.2	0.5	0.0	0.0	0.0	0.0
Battery charging alternators, generators, and regulators.....	14	12051422	1.9	-0.1	0.0	0.0	0.6	0.0
Parts for electrical and electronic engine equipment.....	14	12051424	1.8	0.5	0.0	0.0	0.0	0.0
All other miscellaneous non-engine electrical and electronic equipment.....	14	12051425	1.6	0.0	0.0	0.0	0.0	0.0
All other miscellaneous complete engine electrical equipment, including spark plugs.....	14	12051426	3.8	0.7	0.0	0.0	0.0	0.0
Truck and bus bodies.....	14	13	3.2	0.5	0.1	0.1	0.4	0.0
Truck and bus bodies sold separately.....	14	1301	3.7	0.6	0.1	0.0	0.5	-0.1
Other truck and vehicle bodies, sold separately.....	14	13015	1.2	0.0	0.0	0.0	0.0	0.0
Dump truck bodies, sold separately.....	14	130151	-	0.0	0.0	0.0	0.0	-
All other truck and vehicle bodies, sold separately.....	14	130152	4.4	0.0	0.0	0.0	0.0	0.0
Service truck bodies, sold separately.....	14	130153	3.4	0.0	0.0	0.0	0.0	0.0
Complete vehicles on purchased chassis.....	14	1302	1.6	0.0	0.1	0.2	0.0	0.3
Buses and firefighting vehicles, complete, produced on purchased chassis.....	14	13027	1.1	0.0	0.1	0.1	0.0	0.1
Buses and firefighting vehicles, complete, produced on purchased chassis.....	14	130275	1.1	0.0	0.1	0.1	0.0	0.1
Other trucks and vehicles, complete, produced on purchased chassis, except upfitting trucks.....	14	130294	4.2	0.1	0.1	0.7	0.1	0.9
Truck trailers.....	14	14	-2.7	-0.8	0.0	-0.2	-0.3	0.0
Truck trailers.....	14	1406	-2.7	-0.8	0.0	-0.2	-0.3	0.0
Truck trailers and chassis, axle rating 10,000 lb or more.....	14	140602	-2.9	-0.9	0.0	-0.2	-0.3	0.0
Truck trailers and chassis, axle rating less than 10,000 lb.....	14	140603	0.0	0.0	0.0	0.0	0.0	0.0
Motor homes, built on purchased chassis.....	14	15	1.2	0.6	0.0	0.0	0.1	0.0
Motor homes, built on purchased chassis.....	14	1501	1.2	0.6	0.0	0.0	0.1	0.0
Motor homes, built on purchased chassis.....	14	150101	1.2	0.6	0.0	0.0	0.1	0.0
Travel trailers and campers.....	14	16	0.6	0.5	0.2	0.1	-0.2	0.0
Travel trailers.....	14	1601	0.4	0.6	0.2	-0.3	-0.2	0.0
Travel trailers.....	14	160101	0.4	0.6	0.2	-0.3	-0.2	0.0
Conventional travel trailers.....	14	1601016	0.7	0.9	0.3	-0.3	-0.2	0.0
Fifth wheel travel trailers.....	14	1601017	-	0.0	0.0	-	-	-
Camping trailers, campers, pick-up covers, and parts.....	14	1602	1.8	0.0	0.0	1.8	0.0	0.0
Camping trailers, campers, pick-up covers, and parts.....	14	160201	1.8	0.0	0.0	1.8	0.0	0.0
Other parts and components, excluding appliances and furnishings.....	14	1602013	2.2	0.0	-	-	0.0	0.0
Truck campers, caps, box covers, and fold-down camping trailers.....	14	1602014	1.1	0.0	0.0	0.9	0.0	0.0
Aircraft and aircraft equipment.....	14	2	3.6	0.1	0.1	0.0	0.0	0.2
Aircraft.....	14	21	3.6	0.1	0.0	0.1	0.0	0.0
Civilian aircraft.....	14	2102	5.1	0.2	0.0	0.1	0.1	0.0
Civilian aircraft.....	14	210206	5.1	0.2	0.0	0.1	0.1	0.0
Military aircraft.....	14	2104	0.2	0.0	0.0	0.0	0.0	0.2
Military aircraft.....	14	210401	0.2	0.0	0.0	0.0	0.0	0.2
Aircraft engine and engine parts.....	14	23	3.1	-0.1	0.4	-0.1	0.0	0.8
Aircraft engine and engine parts.....	14	2301	3.1	-0.1	0.4	-0.1	0.0	0.8

See footnotes at end of table.

Table 7. Producer price index percentage changes for commodity and service groupings and individual items, not seasonally adjusted — Continued
 [November 2023]

Title	Commodity code		Unadjusted 12-month percent change ¹	Unadjusted 1-month percent change ¹				
	Group code	Item code		Nov. 2022 to Nov. 2023 ^P	June to July	July to Aug. ^P	Aug. to Sept. ^P	Sept. to Oct. ^P
Aircraft engine and engine parts.....	14	230101	3.1	-0.1	0.4	-0.1	0.0	0.8
Aeronautical services on aircraft engines.....	14	2301015	9.6	0.0	0.0	0.0	0.0	5.7
Aircraft engine parts and accessories.....	14	2301017	3.7	0.2	0.9	-0.2	0.1	0.0
Parts and accessories for military aircraft engines.....	14	23010175	1.6	0.2	0.0	0.0	0.0	0.0
Parts and accessories for civilian aircraft engines.....	14	23010177	4.6	0.2	1.4	-0.3	0.2	0.0
Other aircraft parts and equipment.....	14	25	4.3	0.0	0.2	0.0	0.0	0.1
Other aircraft parts and equipment.....	14	2501	4.3	0.0	0.2	0.0	0.0	0.1
Aircraft propellers and helicopter rotors.....	14	250102	1.3	0.1	0.0	0.0	0.0	0.9
Aircraft parts and auxiliary equipment.....	14	250103	4.5	0.0	0.2	0.0	0.0	0.1
Aircraft landing gear for civilian and military aircraft.....	14	2501032	10.8	0.0	0.0	0.0	-0.1	0.0
Other aircraft subassemblies and parts for military aircraft.....	14	2501033	2.1	0.1	0.3	-0.3	0.2	0.6
Other aircraft subassemblies and parts for civilian aircraft.....	14	2501034	4.7	0.0	0.2	0.0	0.0	0.0
Ships and boats.....	14	3	3.1	0.6	-0.1	0.4	0.2	0.1
Ships.....	14	31	2.7	0.7	0.0	0.0	0.3	0.0
Military self-propelled ships, new construction.....	14	3102	1.2	0.8	0.0	0.0	0.4	0.1
Military self-propelled ships, new construction.....	14	310201	1.2	0.8	0.0	0.0	0.4	0.1
Nonmilitary self-propelled ships, new construction.....	14	3103	1.8	0.8	0.0	0.4	0.0	0.0
Nonmilitary self-propelled ships, new construction.....	14	310301	1.8	0.8	0.0	0.4	0.0	0.0
Boats.....	14	32	3.6	0.6	-0.2	0.9	0.2	0.1
Outboard motorboats, including commercial and military (except sailboats and lifeboats).....	14	3201	3.1	0.7	-0.3	1.1	0.2	0.1
Outboard motorboats, wood or metal, incl. comm. and military (exc. sailboats and lifeboats).....	14	320107	2.0	0.8	-1.3	0.6	0.2	0.2
Outboard motorboats, plastics/fiberglass, incl. comm. and mil. (exc. sailboats and lifeboats).....	14	320108	3.7	0.6	0.2	1.4	0.1	0.0
Inboard motorboats, including commercial and military (except sailboats and lifeboats).....	14	3202	5.2	1.1	0.3	0.6	0.2	0.1
Inboard cabin cruisers, including commercial and military (except sailboats and lifeboats).....	14	320206	7.0	0.6	0.0	1.1	0.3	0.2
Other inboard motorboats, including commercial and military (except sailboats and lifeboats).....	14	320207	2.1	2.1	0.9	-0.6	0.0	0.0
Inboard-outdrive boats, including commercial and military (except sailboats and lifeboats).....	14	3203	4.0	0.0	0.0	0.0	0.7	0.0
All other inboard-outdrive boats, incl. comm. and military (except sailboats and lifeboats).....	14	320310	3.9	0.0	0.0	0.0	0.7	0.0
All other boats (excluding military and commercial).....	14	3204	8.3	0.0	0.0	0.0	0.0	0.7
All other boats (excluding military and commercial).....	14	320406	8.3	0.0	0.0	0.0	0.0	0.7
Railroad equipment.....	14	4	1.3	0.3	0.0	0.0	0.0	0.0
Railroad cars and locomotives.....	14	44	-	0.0	0.0	0.0	0.0	-
Railroad cars and locomotives.....	14	4401	-	0.0	0.0	0.0	0.0	-
Railroad cars.....	14	440102	-	-0.1	0.0	0.0	0.0	-
Railway maintenance of way equipment and parts.....	14	45	2.6	1.2	0.0	0.0	0.1	0.0
Railway maintenance of way equipment and parts.....	14	4501	2.6	1.2	0.0	0.0	0.1	0.0
Air brake and other brake equipment.....	14	450101	1.5	0.0	0.0	0.0	0.5	0.0
Railway maintenance of way & all other railroad and streetcar equipment, parts and accessories.....	14	450102	-	1.7	0.0	0.0	-0.1	-
Transportation equipment, n.e.c.....	14	9	1.4	-0.4	0.1	0.6	-0.1	-0.1
Transportation equipment, n.e.c.....	14	91	1.4	-0.4	0.1	0.6	-0.1	-0.1
Other transportation equipment, incl. golf carts, vehicle trailers, and all-terrain vehicles.....	14	9111	1.4	-0.4	0.1	0.6	-0.1	-0.1
Automobile and light truck trailers.....	14	911104	-1.0	-0.2	0.3	1.9	-0.3	-0.4
All other miscellaneous transportation equipment, including all-terrain vehicles.....	14	911105	3.3	-0.5	0.0	0.0	0.0	0.0
All-terrain vehicles and parts.....	14	9111051	6.2	-0.1	0.0	0.0	0.0	0.0
All other miscellaneous transportation equipment and parts.....	14	9111052	2.1	-0.7	0.0	0.0	0.0	0.0
Miscellaneous products.....	15	-	5.0	0.3	0.5	0.2	0.3	0.5
Toys, sporting goods, small arms, etc.....	15	1	5.9	0.0	1.2	0.7	0.0	1.5
Toys, games, and children's vehicles.....	15	11	1.4	0.0	0.0	0.0	0.0	0.0
Toys, games, and children's vehicles.....	15	1101	1.4	0.0	0.0	0.0	0.0	0.0
Nonelectronic games and puzzles (excl. toys), and electronic toys (incl. parts).....	15	110152	0.0	0.0	0.0	0.0	0.0	0.0
Nonelectronic games and puzzles, including parts.....	15	1101521	0.0	0.0	0.0	0.0	0.0	0.0
Other nonelectronic toys, including parts.....	15	110154	3.2	0.0	0.0	0.0	0.0	0.0
Models, science & craft kits/supply, & collectors' miniatures.....	15	110155	1.6	0.0	0.0	0.0	0.0	0.0

See footnotes at end of table.

Table 7. Producer price index percentage changes for commodity and service groupings and individual items, not seasonally adjusted — Continued
 [November 2023]

Title	Commodity code		Unadjusted 12-month percent change ¹	Unadjusted 1-month percent change ¹				
	Group code	Item code		Nov. 2022 to Nov. 2023 ^P	June to July	July to Aug. ^P	Aug. to Sept. ^P	Sept. to Oct. ^P
Sporting and athletic goods.....	15	12	9.7	-0.1	2.2	1.1	0.0	2.5
Sporting and athletic goods.....	15	1201	9.7	-0.1	2.2	1.1	0.0	2.5
Golf equipment, excluding apparel and shoes.....	15	120127	—	0.0	8.2	3.8	0.1	—
Bicycles, adult tricycles, unicycles and parts.....	15	120182	-9.9	-0.8	0.0	0.0	0.0	0.8
Playground equipment.....	15	120185	6.7	0.0	0.0	0.7	0.0	0.0
Gymnasium and exercise equipment.....	15	120192	-0.2	0.0	0.0	0.0	-0.3	0.0
Other sporting and athletic goods.....	15	120193	1.9	0.0	0.0	0.0	0.0	0.0
Small arms and ammunition.....	15	13	0.2	0.0	-0.3	0.0	0.0	0.0
Small arms.....	15	1301	0.3	0.0	0.0	0.0	0.0	0.0
Single barrel shotguns, other small firearms n.e.c., and parts & attachments for small arms.....	15	130128	0.5	0.0	0.0	0.0	0.0	0.0
Small arms ammunition.....	15	1302	0.2	0.0	-0.9	0.0	0.0	0.0
Small arms cartridges and shells.....	15	130281	-0.1	0.0	-1.1	0.0	0.0	0.0
Other ammunition products.....	15	130282	—	0.0	0.0	0.0	0.0	—
Tobacco products, incl. stemmed & redried.....	15	2	10.7	0.9	1.1	0.2	1.1	1.4
Cigarettes, excluding electronic.....	15	21	11.8	1.1	1.3	0.4	1.2	1.5
Cigarettes, excluding electronic.....	15	2101	11.8	1.1	1.3	0.4	1.2	1.5
Cigarettes, excluding electronic.....	15	210105	11.8	1.1	1.3	0.4	1.2	1.5
Stemmed and redried tobacco.....	15	24	0.2	0.0	0.0	0.0	0.0	0.0
Stemmed and redried tobacco.....	15	2402	0.2	0.0	0.0	0.0	0.0	0.0
Stemmed and redried tobacco.....	15	240208	0.2	0.0	0.0	0.0	0.0	0.0
Tobacco, unstemmed leaf, redried before packing.....	15	2402081	0.2	0.0	0.1	0.0	0.1	0.1
Tobacco, stemmed.....	15	2402084	0.2	0.0	-0.2	0.0	0.0	0.0
Other tobacco products.....	15	25	5.7	0.2	0.0	-0.5	0.2	0.8
Other tobacco products.....	15	2501	5.7	0.2	0.0	-0.5	0.2	0.8
Other tobacco products.....	15	250101	5.7	0.2	0.0	-0.5	0.2	0.8
Cigars.....	15	2501011	7.3	1.0	0.0	0.0	0.0	0.0
Chewing and smoking tobacco.....	15	2501014	5.4	0.0	0.0	-0.6	0.3	0.9
Notions.....	15	3	3.4	0.0	0.0	1.8	0.0	0.0
Fasteners, zippers, buttons, needles, pins, and buckles.....	15	32	3.4	0.0	0.0	1.8	0.0	0.0
Fasteners, zippers, buttons, needles, pins, and buckles.....	15	3201	3.4	0.0	0.0	1.8	0.0	0.0
Fasteners, zippers, buttons, needles, pins, and buckles (except precious metal).....	15	320100	3.4	0.0	0.0	1.8	0.0	0.0
Photographic equipment and supplies.....	15	4	-0.7	0.1	0.9	2.2	0.8	-6.5
Photographic supplies.....	15	42	-1.5	0.1	1.1	3.0	0.9	-8.4
Photographic supplies.....	15	4206	-1.5	0.1	1.1	3.0	0.9	-8.4
Photographic supplies.....	15	420601	-1.5	0.1	1.1	3.0	0.9	-8.4
Prepared photographic chemicals.....	15	4206011	0.3	0.0	-0.1	-1.7	-0.1	0.0
Photographic sensitized film, plates, paper, & cloth.....	15	4206012	-2.1	0.2	1.7	4.9	1.3	-11.6
Photographic sensitized film, plates, paper, & cloth, silver-halide-type (excl X-ray).....	15	42060121	-3.1	1.0	1.9	5.8	1.5	-13.5
Photographic sensitized film, plates, paper & cloth, other than silver-halide-type (incl X-ray).....	15	42060122	-2.7	-3.9	0.2	-0.4	0.0	0.0
Mobile homes.....	15	5	-2.8	-0.1	0.0	-1.3	0.0	0.1
Manufactured homes (mobile homes), all sizes (incl. multisection).....	15	53	-2.8	-0.1	0.0	-1.3	0.0	0.1
Manufactured mobile homes and nonresidential mobile buildings.....	15	5303	-2.8	-0.1	0.0	-1.3	0.0	0.1
Manufactured homes (mobile homes), all width sizes (incl. multisection).....	15	530301	-2.8	-0.1	0.0	-1.3	0.0	0.1
Medical, surgical & personal aid devices.....	15	6	2.7	-0.1	0.1	0.0	0.1	0.3
Surgical and medical instruments.....	15	62	2.0	0.0	0.0	-0.1	0.2	0.0
Surgical and medical instruments.....	15	6201	2.0	0.0	0.0	-0.1	0.2	0.0
Surgical and medical instruments.....	15	620103	2.0	0.0	0.0	-0.1	0.2	0.0
Surgical and medical catheters.....	15	6201031	-0.2	0.0	0.0	0.0	0.1	0.1
Orthopedic and surgical instruments.....	15	6201033	1.8	-0.1	0.1	0.0	0.0	0.0
Other surgical and medical apparatus and instruments, excluding parts.....	15	6201037	2.6	0.0	0.0	-0.3	0.0	0.0
Parts for surgical and medical apparatus and instruments.....	15	6201038	2.2	0.0	0.1	0.0	0.0	0.0
Medical and surgical appliances and supplies.....	15	63	2.4	-0.1	0.2	0.2	-0.3	0.7
Medical and surgical appliances and supplies.....	15	6301	2.4	-0.1	0.2	0.2	-0.3	0.7
Medical and surgical appliances and supplies.....	15	630104	2.4	-0.1	0.2	0.2	-0.3	0.7
Artificial joints and limbs.....	15	6301041	—	0.2	0.3	0.1	-0.4	-0.4
Other orthopedic and prosthetic appliances.....	15	6301042	0.3	0.1	0.0	0.3	0.0	0.0

See footnotes at end of table.

Table 7. Producer price index percentage changes for commodity and service groupings and individual items, not seasonally adjusted — Continued
 [November 2023]

Title	Commodity code		Unadjusted 12-month percent change ¹	Unadjusted 1-month percent change ¹				
	Group code	Item code		Nov. 2022 to Nov. 2023 ^P	June to July	July to Aug. ^P	Aug. to Sept. ^P	Sept. to Oct. ^P
All other surgical and medical items	15	6301044	3.4	-0.2	0.2	0.2	-0.3	1.0
Ophthalmic goods	15	64	6.4	0.0	0.0	0.0	0.0	0.0
Ophthalmic goods	15	6401	6.4	0.0	0.0	0.0	0.0	0.0
Dental equipment and supplies	15	65	5.0	0.0	0.2	0.0	1.4	0.0
Dental equipment and supplies	15	6501	5.0	0.0	0.2	0.0	1.4	0.0
Dental equipment and supplies	15	650107	5.0	0.0	0.2	0.0	1.4	0.0
Professional dental equipment and supplies	15	6501071	4.0	0.0	0.1	0.0	0.6	0.0
Professional dental equipment	15	65010713	5.7	0.0	0.0	0.0	0.9	0.0
Professional dental supplies	15	65010714	—	0.0	0.3	0.0	-0.2	0.1
Other industrial safety equipment	15	7	3.0	0.3	0.8	0.4	-0.2	0.1
Personal safety equipment and clothing	15	71	3.0	0.3	0.8	0.4	-0.2	0.1
Personal safety equipment and clothing	15	7108	3.0	0.3	0.8	0.4	-0.2	0.1
Personal safety equipment and clothing	15	710802	3.0	0.3	0.8	0.4	-0.2	0.1
Other miscellaneous products	15	9	2.8	0.2	-0.1	0.0	-0.2	0.3
Burial caskets	15	91	-0.1	0.0	0.0	-1.8	0.0	0.0
Burial caskets	15	9101	-0.1	0.0	0.0	-1.8	0.0	0.0
Burial caskets	15	910109	-0.1	0.0	0.0	-1.8	0.0	0.0
Metal burial caskets & coffins, completely lined & trimmed, adult sizes	15	9101091	-3.7	0.0	0.0	-1.1	0.0	0.0
Musical instruments	15	93	1.5	0.6	0.0	0.0	0.3	0.0
Musical instruments	15	9301	1.5	0.6	0.0	0.0	0.3	0.0
Nonelectronic pianos, organs, and nonelectronic piano and organ parts, excluding benches	15	930113	—	0.2	0.0	0.0	0.0	—
Other musical instruments and parts	15	930117	1.4	0.6	0.0	0.0	0.4	0.0
Other nonelectronic musical instruments	15	9301172	3.2	0.4	0.0	0.0	0.0	0.0
Other musical instrument parts & accessories, sold separately, excl. benches & instrument cases	15	9301173	5.0	—	0.0	0.0	0.0	0.0
Jewelry and jewelry products	15	94	3.5	-0.3	-0.5	0.3	-1.0	1.5
Jewelry (gold and platinum) and silverware	15	9402	1.2	-0.5	-0.9	0.5	-2.3	2.4
Jewelry, gold and platinum	15	940222	1.2	-0.5	-0.9	0.5	-2.3	2.4
Costume jewelry and novelties	15	9404	7.1	0.0	0.0	0.0	0.0	0.0
Costume jewelry and novelties	15	940415	7.1	0.0	0.0	0.0	0.0	0.0
All other jewelry and personal goods (excluding costume)	15	9407	2.5	-0.3	0.0	0.0	-0.1	1.1
All other jewelry and personal goods (excluding costume)	15	940714	2.5	-0.3	0.0	0.0	-0.1	1.1
Jewelers' material and lapidary work	15	9408	10.6	-0.1	-0.1	0.2	2.7	0.2
Pens, pencils, and marking devices	15	95	3.7	0.0	-0.1	-0.1	0.5	0.0
Pens, markers, mechanical pencils, and associated parts	15	9502	4.8	0.0	-0.5	0.0	0.0	0.0
Pens, markers, mechanical pencils, and associated parts	15	950210	4.8	0.0	-0.5	0.0	0.0	0.0
Lead pencils, art goods, office supplies and small office equipment, excluding paper	15	9503	2.6	0.0	0.0	0.0	0.0	0.0
Lead pencils, art goods, office supplies and small office equipment, excluding paper	15	950307	2.6	0.0	0.0	0.0	0.0	0.0
Marking devices	15	9504	5.2	0.0	0.0	-0.5	2.7	0.0
Marking devices	15	950406	5.2	0.0	0.0	-0.5	2.7	0.0
Brooms and brushes	15	97	2.8	0.0	0.0	0.0	0.1	0.9
Brooms, brushes and mops	15	9705	2.8	0.0	0.0	0.0	0.1	0.9
Brooms, mops, and dusters	15	970501	3.7	0.0	0.0	0.0	0.0	3.2
Brooms	15	9705011	8.1	0.0	0.0	0.0	0.0	7.0
Mops and dusters, including refills	15	9705012	0.0	0.0	0.0	0.0	0.0	0.0
Paint and varnish brushes and rollers	15	970502	3.2	0.0	0.0	0.0	0.0	0.0
Paint and varnish brushes	15	9705021	4.9	0.0	0.0	0.0	0.0	0.0
Paint holders, pads, roller frames, and rollers	15	9705022	1.8	0.0	0.0	0.0	0.0	0.0
Other brushes, excl. paint and varnish brushes	15	970503	2.2	0.0	0.0	0.0	0.2	0.0
Personal brushes	15	9705031	—	0.0	0.0	0.0	0.0	—
Brushes, other than personal	15	9705032	3.4	0.0	0.0	0.0	0.3	0.0
Miscellaneous products, n.e.c.	15	9A	2.8	0.4	0.0	0.0	0.0	0.0
Candles	15	9A01	0.0	0.0	0.0	0.0	0.0	0.0
Candles	15	9A0101	0.0	0.0	0.0	0.0	0.0	0.0
Signs and advertising displays	15	9A04	4.6	0.1	0.0	0.0	0.5	0.0
Non-electric signs and displays	15	9A0402	4.8	0.2	0.0	0.0	0.8	0.0
All other miscellaneous fabricated products and recyclable materials	15	9A09	0.6	1.0	0.0	-0.1	-0.9	0.0
Other miscellaneous fabricated products	15	9A0901	2.2	0.1	0.0	-0.1	0.1	0.0
Reproduction of audio and video media and software	15	9D	1.6	0.0	0.5	0.2	-0.5	0.2

See footnotes at end of table.

Table 7. Producer price index percentage changes for commodity and service groupings and individual items, not seasonally adjusted — Continued
 [November 2023]

Title	Commodity code		Unadjusted 12-month percent change ¹	Unadjusted 1-month percent change ¹				
	Group code	Item code		Nov. 2022 to Nov. 2023 ^P	June to July	July to Aug. ^P	Aug. to Sept. ^P	Sept. to Oct. ^P
Reproduction of audio and video media and software.	15	9D01	1.6	0.0	0.5	0.2	-0.5	0.2
Services²								
Transportation services.	30	—	-2.3	0.2	-0.4	-0.2	1.6	-0.8
Transportation of freight and mail.	30	1	-3.3	0.3	0.6	0.9	0.5	-0.4
Rail transportation of freight and mail.	30	11	1.1	-0.1	0.4	0.7	1.2	0.4
Rail transportation of freight and mail.	30	1101	1.1	-0.1	0.4	0.7	1.2	0.4
Rail transportation of freight and mail.	30	110101	1.1	-0.1	0.4	0.7	1.2	0.4
Truck transportation of freight.	30	12	-8.7	-0.7	0.6	1.6	0.7	-0.6
Local motor carrying.	30	1201	-10.0	0.6	0.4	0.0	0.1	-0.3
Local motor carrying.	30	120101	-10.0	0.6	0.4	0.0	0.1	-0.3
Long-distance motor carrying.	30	1202	-8.2	-1.2	0.6	2.1	0.9	-0.7
Long-distance motor carrying.	30	120201	-8.2	-1.2	0.6	2.1	0.9	-0.7
Water transportation of freight.	30	13	-0.4	2.5	2.5	-0.8	-2.3	0.4
Deep sea water transportation of freight.	30	1301	-10.1	6.1	3.6	-4.5	-5.5	1.6
Deep sea water transportation of freight.	30	130101	-10.1	6.1	3.6	-4.5	-5.5	1.6
Coastal and intercoastal water transportation of freight.	30	1302	4.2	0.0	3.0	2.4	-0.6	-0.6
Coastal and intercoastal water transportation of freight.	30	130201	4.2	0.0	3.0	2.4	-0.6	-0.6
Great Lakes-St Lawrence Seaway water transportation of freight.	30	1303	-5.1	-0.2	1.8	2.0	0.3	-0.6
Great Lakes-St Lawrence Seaway water transportation of freight.	30	130301	-5.1	-0.2	1.8	2.0	0.3	-0.6
Inland waterways transportation of freight.	30	1304	15.3	0.0	0.1	1.4	0.7	0.1
Inland waterways transportation of freight.	30	130401	15.3	0.0	0.1	1.4	0.7	0.1
Air transportation of freight.	30	14	-0.9	1.2	0.3	1.3	1.3	-0.1
Air transportation of freight.	30	1401	-0.9	1.2	0.3	1.3	1.3	-0.1
Air transportation of freight, domestic.	30	140102	0.0	1.5	0.6	-0.7	0.9	-1.3
Air transportation of freight, international.	30	140103	-1.4	0.6	-0.1	5.0	2.0	2.1
Courier, messenger, and U.S. postal services.	30	16	5.1	1.5	0.5	0.2	0.1	-0.4
U.S. Postal Service.	30	1601	8.0	3.8	0.0	0.0	0.0	0.0
Mailing services (market dominant services).	30	160107	10.5	5.8	0.0	0.0	0.0	0.0
First class mail.	30	1601071	9.4	5.1	0.0	0.0	0.0	0.0
Periodicals mail.	30	1601072	12.0	8.1	0.0	0.0	0.0	0.0
Standard class mail.	30	1601073	12.2	6.6	0.0	0.0	0.0	0.0
Package services mail.	30	1601074	9.2	5.3	0.0	0.0	0.0	0.0
Special services and fees.	30	1601075	10.7	6.1	0.0	0.0	0.0	0.0
Shipping services (competitive services).	30	160108	2.2	-0.7	0.0	0.0	0.0	0.0
Courier and messenger services, except air.	30	1602	4.1	0.1	0.4	0.2	0.1	-0.3
Courier and messenger services, except air.	30	160201	4.1	0.1	0.4	0.2	0.1	-0.3
Air mail and package delivery services, excluding by USPS.	30	1603	1.9	0.5	1.5	0.7	0.4	-1.1
Air mail and package delivery services, excluding by USPS.	30	160301	1.9	0.5	1.5	0.7	0.4	-1.1
Pipeline transportation.	30	17	1.6	3.8	0.1	-0.2	-0.2	-0.1
Pipeline transportation of petroleum products.	30	1701	8.0	9.2	0.2	0.1	0.0	0.1
Pipeline transportation of crude petroleum.	30	170101	5.0	8.1	0.4	0.0	0.0	0.0
Pipeline transportation of refined petroleum products.	30	170102	11.5	10.3	0.0	0.1	0.0	0.2
Pipeline transportation of natural gas.	30	1702	-2.9	0.0	0.0	-0.3	-0.4	-0.3
Pipeline transportation of natural gas.	30	170201	-2.9	0.0	0.0	-0.3	-0.4	-0.3
Transportation of passengers (partial).	30	2	1.9	-0.3	-4.1	-5.1	6.7	-2.3
Rail transportation of passengers.	30	21	0.0	0.0	0.0	0.0	0.0	0.0
Rail transportation of passengers.	30	2101	0.0	0.0	0.0	0.0	0.0	0.0
Rail transportation of passengers.	30	210101	0.0	0.0	0.0	0.0	0.0	0.0
Airline passenger services.	30	22	1.9	-0.3	-4.1	-5.1	6.8	-2.3
Airline passenger services.	30	2201	1.9	-0.3	-4.1	-5.1	6.8	-2.3
Airline passenger services, domestic.	30	220101	6.6	-1.6	-4.1	-0.8	7.8	-1.1
Airline passenger services, international.	30	220102	-10.2	3.1	-4.2	-15.8	3.8	-6.0
Services related to transportation activities.	31	—	-5.2	0.4	-4.0	0.1	1.3	0.0
Services related to water transportation.	31	1	2.7	0.1	0.3	0.1	0.9	0.2
Towing, tugging, docking, and related services.	31	11	5.7	0.1	0.0	0.6	1.0	-0.3
Towing, tugging, docking and related services.	31	1101	5.7	0.1	0.0	0.6	1.0	-0.3
Towing, tugging, docking and related services.	31	110101	5.7	0.1	0.0	0.6	1.0	-0.3
Operation of port waterfront terminals.	31	12	2.7	0.6	1.2	-0.8	0.9	0.0
Operation of port waterfront terminals.	31	1201	2.7	0.6	1.2	-0.8	0.9	0.0
Operation of port waterfront terminals.	31	120101	2.7	0.6	1.2	-0.8	0.9	0.0

See footnotes at end of table.

Table 7. Producer price index percentage changes for commodity and service groupings and individual items, not seasonally adjusted — Continued
 [November 2023]

Title	Commodity code		Unadjusted 12-month percent change ¹	Unadjusted 1-month percent change ¹				
	Group code	Item code		Nov. 2022 to Nov. 2023 ^P	June to July	July to Aug. ^P	Aug. to Sept. ^P	Sept. to Oct. ^P
Marine cargo handling.....	31	13	0.4	0.0	0.2	0.0	0.9	0.8
Marine cargo handling.....	31	1301	0.4	0.0	0.2	0.0	0.9	0.8
Marine cargo handling.....	31	130101	0.4	0.0	0.2	0.0	0.9	0.8
Services related to air transportation.....	31	2	10.2	4.2	0.0	-3.4	2.0	0.3
Other airport operations, excluding aircraft maintenance and repair.....	31	21	10.2	4.2	0.0	-3.4	2.0	0.3
Other airport operations, excluding aircraft maintenance and repair.....	31	2101	10.2	4.2	0.0	-3.4	2.0	0.3
Other airport operations, excluding aircraft maintenance and repair.....	31	210101	10.2	4.2	0.0	-3.4	2.0	0.3
Other services related to transportation activities (partial).....	31	3	-13.1	-1.2	-7.2	1.7	1.1	-0.3
Arrangement of freight and cargo.....	31	31	-22.9	-2.1	-12.8	3.3	2.0	-0.5
Arrangement of freight and cargo.....	31	3101	-22.9	-2.1	-12.8	3.3	2.0	-0.5
Arrangement of freight and cargo.....	31	310101	-22.9	-2.1	-12.8	3.3	2.0	-0.5
Freight forwarding.....	31	32	2.1	0.0	0.0	0.0	0.0	0.0
Freight forwarding.....	31	3201	2.1	0.0	0.0	0.0	0.0	0.0
Freight forwarding.....	31	320101	2.1	0.0	0.0	0.0	0.0	0.0
Warehousing, storage, and related services.....	32	—	3.8	1.5	-1.1	1.8	-0.4	-0.6
Warehousing, storage, and related services.....	32	1	3.8	1.5	-1.1	1.8	-0.4	-0.6
Warehousing, storage, and related services.....	32	11	3.8	1.5	-1.1	1.8	-0.4	-0.6
Warehousing, storage, and related services.....	32	1101	3.8	1.5	-1.1	1.8	-0.4	-0.6
Warehousing, storage, and related services.....	32	110101	3.8	1.5	-1.1	1.8	-0.4	-0.6
Publishing sales, excluding software.....	33	—	4.3	0.2	-0.4	0.2	0.2	0.4
Book, periodical, and newspaper publishing sales and subscriptions.....	33	1	4.2	-0.1	-0.3	0.0	0.4	0.4
Sales of books.....	33	11	8.1	-0.1	-0.6	0.1	0.8	0.8
Sales of textbooks.....	33	1101	8.1	-1.3	-1.1	0.7	5.4	0.0
Sales of textbooks.....	33	110101	8.1	-1.3	-1.1	0.7	5.4	0.0
Sales of technical, scientific, and professional books.....	33	1102	10.0	0.0	0.0	0.0	-0.1	0.5
Sales of technical, scientific, and professional books.....	33	110201	10.0	0.0	0.0	0.0	-0.1	0.5
Sales of religious books.....	33	1103	5.7	-0.9	0.4	0.0	0.3	-0.3
Sales of religious books.....	33	110301	5.7	-0.9	0.4	0.0	0.3	-0.3
Sales of general adult and juvenile books.....	33	1104	5.5	0.5	-1.8	0.3	-1.1	2.5
Sales of general adult and juvenile books.....	33	110402	5.5	0.5	-1.8	0.3	-1.1	2.5
Sales of general adult books.....	33	1104021	—	0.4	-0.2	0.1	-0.7	0.2
Sales of juvenile books.....	33	1104022	—	0.7	-3.9	0.6	-1.6	5.9
Sales of general reference books.....	33	1105	1.0	0.0	0.7	-1.5	2.0	-0.6
Sales of general reference books.....	33	110501	1.0	0.0	0.7	-1.5	2.0	-0.6
Sales and subscriptions of periodicals and newspapers.....	33	12	0.9	0.0	0.0	0.0	0.0	0.0
Sales and subscriptions of periodicals.....	33	1201	0.3	0.0	0.0	0.0	0.0	0.0
Sales and subscriptions of periodicals.....	33	120101	0.3	0.0	0.0	0.0	0.0	0.0
Newspaper subscription and single copy sales.....	33	1202	1.4	0.0	0.0	0.0	0.0	0.0
Newspaper subscription and single copy sales.....	33	120205	1.4	0.0	0.0	0.0	0.0	0.0
Newspaper subscriptions, print and online bundled.....	33	1202051	2.9	0.3	0.2	0.3	0.5	0.4
Newspaper subscriptions, print only.....	33	1202052	1.3	0.0	0.0	0.0	0.0	0.0
Greeting card publishing sales.....	33	3	0.0	0.1	-0.1	0.0	0.0	0.0
Greeting card publishing sales.....	33	31	0.0	0.1	-0.1	0.0	0.0	0.0
Greeting card publishing sales.....	33	3101	0.0	0.1	-0.1	0.0	0.0	0.0
Greeting card publishing sales.....	33	310101	0.0	0.1	-0.1	0.0	0.0	0.0
Calendars, yearbooks, and other miscellaneous publishing sales.....	33	4	6.3	-0.1	-1.2	0.8	0.0	0.1
Calendars, yearbooks, and other miscellaneous publishing sales.....	33	41	6.3	-0.1	-1.2	0.8	0.0	0.1
Calendars, yearbooks, and other miscellaneous publishing sales.....	33	4101	6.3	-0.1	-1.2	0.8	0.0	0.1
Calendars, yearbooks, and other miscellaneous publishing sales.....	33	410101	6.3	-0.1	-1.2	0.8	0.0	0.1
Directory, mailing list, and related compilations publishing sales.....	33	6	—	1.2	-0.6	0.6	-0.5	0.3
Directory, mailing list, and related compilations publishing sales.....	33	61	—	1.2	-0.6	0.6	-0.5	0.3
Directory, mailing list, and related compilations publishing sales.....	33	6101	—	1.2	-0.6	0.6	-0.5	0.3
Directory, mailing list, and related compilations publishing sales.....	33	610101	—	1.2	-0.6	0.6	-0.5	0.3
Software publishing.....	34	—	3.9	-0.1	0.8	0.4	0.6	-2.1
System software publishing.....	34	1	7.4	1.1	1.5	-1.8	1.6	-1.3
System software publishing.....	34	11	7.4	1.1	1.5	-1.8	1.6	-1.3
System software publishing.....	34	1101	7.4	1.1	1.5	-1.8	1.6	-1.3
System software publishing.....	34	110101	7.4	1.1	1.5	-1.8	1.6	-1.3

See footnotes at end of table.

Table 7. Producer price index percentage changes for commodity and service groupings and individual items, not seasonally adjusted — Continued
 [November 2023]

Title	Commodity code		Unadjusted 12-month percent change ¹	Unadjusted 1-month percent change ¹				
	Group code	Item code		Nov. 2022 to Nov. 2023 ^P	June to July	July to Aug. ^P	Aug. to Sept. ^P	Sept. to Oct. ^P
Application software publishing.....	34	2	0.0	-1.5	0.0	2.8	-0.4	-3.1
Application software publishing.....	34	21	0.0	-1.5	0.0	2.8	-0.4	-3.1
Desktop and portable device application software publishing.....	34	2101	0.4	-1.6	-0.7	3.6	-1.9	-1.7
Desktop and portable device application software publishing.....	34	210101	0.4	-1.6	-0.7	3.6	-1.9	-1.7
Application software publishing, cross-industry, vertical market, utilities, and other.....	34	2103	-2.9	-2.4	0.7	0.1	0.5	-5.3
Application software publishing, cross-industry, vertical market, utilities, and other.....	34	210301	-2.9	-2.4	0.7	0.1	0.5	-5.3
Application software publishing, game software.....	34	2104	11.6	2.1	-0.8	10.5	-0.1	1.3
Application software publishing, game software.....	34	210401	11.6	2.1	-0.8	10.5	-0.1	1.3
Network compensation from broadcast and cable television and radio.....	35	—	0.7	0.0	0.2	0.0	0.0	0.0
Affiliate agreements, programming sales, and retransmission fees for cable and broadcast tv.....	35	1	1.1	0.0	0.3	0.0	0.0	0.0
Affiliate agreements, programming sales, and retransmission fees for cable and broadcast tv.....	35	11	1.1	0.0	0.3	0.0	0.0	0.0
Affiliate agreements, programming sales, and retransmission fees for cable and broadcast tv.....	35	1101	1.1	0.0	0.3	0.0	0.0	0.0
Affiliate agreements, programming sales, and retransmission fees for cable and broadcast tv.....	35	110101	1.1	0.0	0.3	0.0	0.0	0.0
Affiliate agreements, programming sales, and retransmission fees for radio.....	35	2	0.4	0.0	0.0	0.0	0.0	0.0
Affiliate agreements, programming sales, and retransmission fees for radio.....	35	21	0.4	0.0	0.0	0.0	0.0	0.0
Affiliate agreements, programming sales, and network compensation for radio.....	35	2101	0.4	0.0	0.0	0.0	0.0	0.0
Affiliate agreements, programming sales, and network compensation for radio.....	35	210101	0.4	0.0	0.0	0.0	0.0	0.0
Advertising space and time sales.....	36	—	-8.1	-4.0	-1.9	-0.4	1.1	1.6
Advertising space sales in periodicals, newspapers, directories, and mailing lists.....	36	1	1.8	0.0	-0.4	-0.4	-0.3	-0.2
Advertising space sales in periodicals and newspapers.....	36	11	1.2	0.0	-0.5	-0.4	-0.4	-0.2
Advertising space sales in periodicals.....	36	1101	5.6	0.0	0.0	0.0	0.0	0.0
Advertising space sales in newspapers.....	36	1102	-4.3	0.0	-1.1	-1.0	-0.9	-0.5
Advertising space sales in newspapers, print only.....	36	110203	-3.8	0.0	-1.1	-1.0	-0.9	-0.5
Advertising space sales in directories and mailing lists.....	36	12	5.4	0.0	0.0	0.0	0.0	0.0
Print advertising space sales in directories and mailing lists.....	36	1201	5.4	0.0	0.0	0.0	0.0	0.0
Print advertising space sales in directories and mailing lists.....	36	120101	5.4	0.0	0.0	0.0	0.0	0.0
Television advertising time sales.....	36	2	-26.2	-2.9	-8.3	-1.7	4.8	5.4
Television advertising time sales.....	36	21	-26.2	-2.9	-8.3	-1.7	4.8	5.4
Broadcast and network television advertising time sales.....	36	2101	-27.8	-4.7	-0.8	-0.7	4.9	1.2
Broadcast and network television advertising time sales.....	36	210101	-27.8	-4.7	-0.8	-0.7	4.9	1.2
Cable network advertising time sales.....	36	2102	-22.3	-1.6	-16.2	-3.0	5.5	10.7
Cable network advertising time sales.....	36	210201	-22.3	-1.6	-16.2	-3.0	5.5	10.7
Local cable system advertising time sales.....	36	2103	-10.1	0.0	0.0	0.0	0.0	0.1
Local cable system advertising time sales.....	36	210301	-10.1	0.0	0.0	0.0	0.0	0.1
Radio advertising time sales.....	36	3	-4.3	-6.2	4.2	0.4	-0.4	6.3
Radio advertising time sales.....	36	31	-4.3	-6.2	4.2	0.4	-0.4	6.3
Radio advertising time sales.....	36	3101	-4.3	-6.2	4.2	0.4	-0.4	6.3
Radio advertising time sales.....	36	310101	-4.3	-6.2	4.2	0.4	-0.4	6.3
Internet advertising sales.....	36	6	—	-4.9	0.0	0.0	0.0	0.0
Internet advertising sales.....	36	61	—	-4.9	0.0	0.0	0.0	0.0
Internet advertising sales.....	36	6101	—	-4.9	0.0	0.0	0.0	0.0
Internet advertising sales.....	36	610101	—	-4.9	0.0	0.0	0.0	0.0
Telecommunication, cable, and internet user services.....	37	—	2.4	-0.1	0.5	-0.9	0.0	0.1
Wired telephone services.....	37	1	3.5	0.5	0.7	0.3	-0.2	0.1
Residential wired telephone services.....	37	11	4.7	-0.1	0.5	0.5	0.1	0.1
Local residential wired telephone service.....	37	1101	3.1	0.0	0.5	0.1	0.0	0.0
Local residential wired telephone service.....	37	110101	3.1	0.0	0.5	0.1	0.0	0.0
Long distance residential wired telephone service.....	37	1102	7.2	-0.3	0.4	1.1	0.4	0.2
Long distance residential wired telephone service.....	37	110201	7.2	-0.3	0.4	1.1	0.4	0.2
All-distance residential wired telephone service.....	37	1103	7.8	1.4	0.2	0.3	0.6	-0.1
All-distance residential wired telephone service.....	37	110301	7.8	1.4	0.2	0.3	0.6	-0.1

See footnotes at end of table.

Table 7. Producer price index percentage changes for commodity and service groupings and individual items, not seasonally adjusted — Continued
 [November 2023]

Title	Commodity code		Unadjusted 12-month percent change ¹	Unadjusted 1-month percent change ¹				
	Group code	Item code		Nov. 2022 to Nov. 2023 ^P	June to July	July to Aug. ^P	Aug. to Sept. ^P	Sept. to Oct. ^P
Business wired telephone services.....	37	12	3.4	1.1	1.0	0.2	-0.5	0.2
Local business wired telephone service.....	37	1201	0.0	0.0	-0.4	-0.3	-0.6	-0.5
Local business wired telephone service.....	37	120101	0.0	0.0	-0.4	-0.3	-0.6	-0.5
Long distance business wired telephone and other toll service.....	37	1202	0.9	2.9	-1.2	1.0	-1.4	0.4
Long distance business wired telephone and other toll service.....	37	120201	0.9	2.9	-1.2	1.0	-1.4	0.4
Private line wired telephone service.....	37	1204	7.5	0.6	3.1	0.0	0.2	0.3
Private line wired telephone service.....	37	120401	7.5	0.6	3.1	0.0	0.2	0.3
All-distance business wired telephone service (partial).....	37	1205	2.7	1.9	0.1	-0.2	0.2	2.7
All-distance business wired telephone service.....	37	120501	2.7	1.9	0.1	-0.2	0.2	2.7
Other telephone services.....	37	13	0.0	0.0	0.0	0.0	0.0	0.0
Other wired telephone services.....	37	1301	0.0	0.0	0.0	0.0	0.0	0.0
Other wired telephone services.....	37	130104	0.0	0.0	0.0	0.0	0.0	0.0
Wireless telecommunication services.....	37	2	1.2	0.0	0.5	0.0	0.0	0.0
Cellular phone and other wireless telecommunication services.....	37	21	1.2	0.0	0.5	0.0	0.0	0.0
Cellular phone and other wireless telecommunication services.....	37	2101	1.2	0.0	0.5	0.0	0.0	0.0
Cellular phone and other wireless telecommunication services.....	37	210101	1.2	0.0	0.5	0.0	0.0	0.0
Cable and satellite subscriber services.....	37	3	9.5	-0.2	0.3	0.1	0.1	0.2
Cable and satellite subscriber services.....	37	31	9.5	-0.2	0.3	0.1	0.1	0.2
Cable and satellite subscriber services.....	37	3101	9.5	-0.2	0.3	0.1	0.1	0.2
Cable and satellite subscriber services.....	37	310101	9.5	-0.2	0.3	0.1	0.1	0.2
Internet access services.....	37	4	0.4	-0.8	-0.4	-1.4	0.0	1.0
Internet access services.....	37	41	0.4	-0.8	-0.4	-1.4	0.0	1.0
Residential Internet access services.....	37	4102	0.6	-1.0	0.3	-1.7	0.5	1.0
Residential Internet access services.....	37	410201	0.6	-1.0	0.3	-1.7	0.5	1.0
Business Internet access services.....	37	4103	0.3	-0.2	-1.9	-0.6	-1.2	1.2
Business Internet access services.....	37	410301	0.3	-0.2	-1.9	-0.6	-1.2	1.2
Bundled wired telecommunications access services.....	37	5	0.9	-0.3	1.0	-2.9	0.2	-0.2
Bundled wired telecommunications access services.....	37	51	0.9	-0.3	1.0	-2.9	0.2	-0.2
Bundled wired telecommunications access services.....	37	5101	0.9	-0.3	1.0	-2.9	0.2	-0.2
Bundled wired telecommunications access services.....	37	510101	0.9	-0.3	1.0	-2.9	0.2	-0.2
Data processing and related services.....	38	—	2.3	0.3	0.1	-0.2	0.2	0.2
Data processing and related services.....	38	1	2.3	0.3	0.1	-0.2	0.2	0.2
Data processing and related services.....	38	11	2.3	0.3	0.1	-0.2	0.2	0.2
Hosting, ASP and other IT infrastructure provisioning services.....	38	1101	3.6	0.5	0.2	-0.3	0.4	0.4
Hosting, ASP and other IT infrastructure provisioning services.....	38	110101	3.6	0.5	0.2	-0.3	0.4	0.4
Business process management services (partial).....	38	1102	0.3	0.0	0.0	0.1	0.0	0.1
Business process management services (partial).....	38	110201	0.3	0.0	0.0	0.1	0.0	0.1
Data management, information transformation and other services.....	38	1103	0.1	0.1	0.0	0.0	0.0	0.0
Data management, information transformation and other services.....	38	110301	0.1	0.1	0.0	0.0	0.0	0.0
Credit intermediation services (partial).....	39	—	12.6	-1.5	1.9	0.1	-1.4	3.5
Loan services (partial).....	39	1	7.0	-1.9	3.7	-1.9	-2.5	3.2
Business loans (partial).....	39	11	12.7	-2.0	3.8	-2.9	-3.1	4.0
Business loans (partial).....	39	1101	12.7	-2.0	3.8	-2.9	-3.1	4.0
Business loans (partial).....	39	110101	12.7	-2.0	3.8	-2.9	-3.1	4.0
Consumer loans (partial).....	39	12	-3.4	-1.4	4.1	1.1	-1.2	1.1
Residential real estate loans (partial).....	39	1201	-4.9	-0.9	3.7	2.5	-0.9	0.0
Residential real estate loans, except home equity (partial).....	39	120101	-10.4	-0.5	1.0	4.4	0.1	3.3
Home equity loans (partial).....	39	120102	8.5	-1.5	7.7	-0.1	-2.4	-4.8
Vehicle loans (partial).....	39	1202	-19.1	-4.9	9.4	-7.5	-3.6	8.9
Vehicle loans (partial).....	39	120201	-19.1	-4.9	9.4	-7.5	-3.6	8.9
Credit cards, overdraft credit, and related plans (partial).....	39	1203	13.2	-1.5	2.8	-1.9	-1.2	3.3
Credit cards, overdraft credit, and related plans (partial).....	39	120301	13.2	-1.5	2.8	-1.9	-1.2	3.3
Other loans and loan services (partial).....	39	13	1.5	-3.2	1.7	-1.3	-0.5	2.1
Other loans and loan services (partial).....	39	1301	1.5	-3.2	1.7	-1.3	-0.5	2.1
Other loans and loan services (partial).....	39	130101	1.5	-3.2	1.7	-1.3	-0.5	2.1
Deposit services (partial).....	39	2	31.1	-0.6	-2.5	5.2	0.9	5.3
Deposit services (partial).....	39	21	31.1	-0.6	-2.5	5.2	0.9	5.3
Deposit services (partial).....	39	2101	31.1	-0.6	-2.5	5.2	0.9	5.3
Deposit services (partial).....	39	210101	31.1	-0.6	-2.5	5.2	0.9	5.3

See footnotes at end of table.

Table 7. Producer price index percentage changes for commodity and service groupings and individual items, not seasonally adjusted — Continued
 [November 2023]

Title	Commodity code		Unadjusted 12-month percent change ¹	Unadjusted 1-month percent change ¹				
	Group code	Item code		Nov. 2022 to Nov. 2023 ^P	June to July	July to Aug. ^P	Aug. to Sept. ^P	Sept. to Oct. ^P
Other credit intermediation services, including trust services (partial).....	39	3	2.0	0.0	2.5	0.0	0.0	-3.7
Other credit intermediation services, including trust services (partial).....	39	31	2.0	0.0	2.5	0.0	0.0	-3.7
Other credit intermediation services, including trust services (partial).....	39	3101	2.0	0.0	2.5	0.0	0.0	-3.7
Other credit intermediation services, including trust services (partial)....	39	310101	2.0	0.0	2.5	0.0	0.0	-3.7
Investment services.....	40	—	6.1	1.8	1.4	0.0	-2.1	-0.6
Securities brokerage, dealing, investment advice, and related services.....	40	1	8.7	1.7	0.9	-0.1	-1.9	0.4
Securities brokerage, dealing, investment advice, and related services.....	40	11	8.7	1.7	0.9	-0.1	-1.9	0.4
Securities brokerage, dealing, and investment advice.....	40	1101	-0.8	2.0	-0.9	-0.1	-2.8	0.4
Securities brokerage, dealing, and investment advice.....	40	110101	-0.8	2.0	-0.9	-0.1	-2.8	0.4
Securities brokerage and dealing related services (partial).....	40	1102	29.3	1.0	4.0	-0.1	-0.5	0.3
Securities brokerage and dealing related services.....	40	110201	29.3	1.0	4.0	-0.1	-0.5	0.3
Portfolio management.....	40	2	3.1	2.4	2.0	-0.5	-3.0	-1.8
Portfolio management.....	40	21	3.1	2.4	2.0	-0.5	-3.0	-1.8
Portfolio management.....	40	2101	3.1	2.4	2.0	-0.5	-3.0	-1.8
Portfolio management.....	40	210101	3.1	2.4	2.0	-0.5	-3.0	-1.8
Investment banking.....	40	3	6.9	0.5	1.9	2.9	-0.1	-1.1
Investment banking.....	40	31	6.9	0.5	1.9	2.9	-0.1	-1.1
Investment banking.....	40	3101	6.9	0.5	1.9	2.9	-0.1	-1.1
Investment banking.....	40	310101	6.9	0.5	1.9	2.9	-0.1	-1.1
Insurance and annuities.....	41	—	3.9	0.0	0.2	0.3	0.0	0.0
Insurance.....	41	1	4.2	0.0	0.2	0.3	0.0	0.0
Insurance.....	41	11	4.2	0.0	0.2	0.3	0.0	0.0
Life insurance.....	41	1101	-1.7	-0.3	0.0	-0.4	0.0	0.0
Life insurance.....	41	110101	-1.7	-0.3	0.0	-0.4	0.0	0.0
Disability insurance, including accidental death.....	41	1102	0.0	0.0	0.0	0.0	0.0	0.0
Disability insurance, including accidental death.....	41	110201	0.0	0.0	0.0	0.0	0.0	0.0
Health and medical insurance.....	41	1103	3.2	-0.1	0.4	0.0	0.1	0.0
Health and medical insurance.....	41	110301	3.2	-0.1	0.4	0.0	0.1	0.0
Property and casualty insurance.....	41	1104	7.5	0.2	0.2	0.8	0.0	0.0
Property and casualty insurance.....	41	110401	7.5	0.2	0.2	0.8	0.0	0.0
Annuities.....	41	2	0.4	0.3	0.0	0.0	-0.3	0.0
Annuities.....	41	21	0.4	0.3	0.0	0.0	-0.3	0.0
Annuities.....	41	2101	0.4	0.3	0.0	0.0	-0.3	0.0
Annuities.....	41	210101	0.4	0.3	0.0	0.0	-0.3	0.0
Commissions and fees from sales and administration of insurance policies (partial).....	42	—	0.6	-0.4	0.0	0.0	0.0	0.0
Commissions from sales of insurance.....	42	1	0.6	-0.4	0.0	0.0	0.0	0.0
Commissions from sales of insurance.....	42	11	0.6	-0.4	0.0	0.0	0.0	0.0
Commissions from sales of life insurance and annuities.....	42	1101	0.2	0.0	0.0	0.0	0.0	0.0
Commissions from sales of life insurance and annuities.....	42	110101	0.2	0.0	0.0	0.0	0.0	0.0
Commissions from sales of health and medical insurance.....	42	1102	0.7	0.0	0.0	0.0	-0.1	0.0
Commissions from sales of health and medical insurance.....	42	110201	0.7	0.0	0.0	0.0	-0.1	0.0
Commissions from sales of property and casualty insurance.....	42	1103	0.7	-0.6	0.0	0.1	0.0	0.0
Commissions from sales of property and casualty insurance.....	42	110301	0.7	-0.6	0.0	0.1	0.0	0.0
Commissions from sales of other insurance.....	42	1104	0.2	0.1	0.0	0.0	0.0	0.0
Commissions from sales of other insurance.....	42	110401	0.2	0.1	0.0	0.0	0.0	0.0
Real estate services (partial).....	43	—	3.5	0.1	1.9	1.0	-1.4	0.7
Nonresidential real estate services.....	43	1	3.1	-0.4	2.4	1.6	-2.3	1.1
Nonresidential real estate rents.....	43	11	3.4	-0.7	2.9	2.0	-3.0	1.3
Office buildings, gross rents.....	43	1101	5.1	0.7	2.9	0.4	-1.6	2.2
Office buildings, gross rents.....	43	110101	5.1	0.7	2.9	0.4	-1.6	2.2
Retail properties, gross rents.....	43	1102	2.4	-2.5	3.0	3.8	-6.4	4.5
Retail properties, gross rents.....	43	110201	2.4	-2.5	3.0	3.8	-6.4	4.5
Industrial buildings, gross rents.....	43	1103	3.0	0.3	0.2	-0.3	0.6	0.0
Industrial buildings, gross rents.....	43	110301	3.0	0.3	0.2	-0.3	0.6	0.0
Self-service storage and miniwarehouses, gross rents.....	43	1104	2.6	0.3	0.6	0.2	-0.9	1.0
Self-service storage and miniwarehouses, gross rents.....	43	110401	2.6	0.3	0.6	0.2	-0.9	1.0
Other nonresidential buildings, gross rents.....	43	1105	3.1	-1.1	5.8	4.2	-2.1	-6.2
Other nonresidential buildings, gross rents.....	43	110501	3.1	-1.1	5.8	4.2	-2.1	-6.2

See footnotes at end of table.

Table 7. Producer price index percentage changes for commodity and service groupings and individual items, not seasonally adjusted — Continued
 [November 2023]

Title	Commodity code		Unadjusted 12-month percent change ¹	Unadjusted 1-month percent change ¹				
	Group code	Item code		Nov. 2022 to Nov. 2023 ^P	June to July	July to Aug. ^P	Aug. to Sept. ^P	Sept. to Oct. ^P
Nonresidential property sales and leases including land, brokerage fees and commissions.....	43	12	-2.8	-0.7	0.4	0.0	-0.3	-0.2
Nonresidential property sales and leases including land, brokerage fees and commissions.....	43	1201	-2.8	-0.7	0.4	0.0	-0.3	-0.2
Nonresidential property sales and leases including land, brokerage fees and commissions.....	43	120101	-2.8	-0.7	0.4	0.0	-0.3	-0.2
Nonresidential property management fees.....	43	13	8.0	2.7	0.8	0.1	1.5	0.3
Nonresidential property management fees.....	43	1301	8.0	2.7	0.8	0.1	1.5	0.3
Nonresidential property management fees.....	43	130101	8.0	2.7	0.8	0.1	1.5	0.3
Residential real estate services (partial).....	43	2	4.6	1.0	1.4	0.1	-0.1	0.3
Residential property sales and rental, brokerage fees and commissions.....	43	21	5.7	1.0	1.7	0.3	0.2	-0.1
Residential property sales and rental, brokerage fees and commissions.....	43	2101	5.7	1.0	1.7	0.3	0.2	-0.1
Residential property sales and rental, brokerage fees and commissions.....	43	210101	5.7	1.0	1.7	0.3	0.2	-0.1
Residential property management fees.....	43	22	1.1	0.8	0.1	-0.5	-1.0	1.5
Residential property management fees.....	43	2201	1.1	0.8	0.1	-0.5	-1.0	1.5
Residential property management fees.....	43	220101	1.1	0.8	0.1	-0.5	-1.0	1.5
Real estate appraisal fees.....	43	3	-5.4	0.0	0.0	-1.0	-0.4	-0.8
Real estate appraisal fees.....	43	31	-5.4	0.0	0.0	-1.0	-0.4	-0.8
Real estate appraisal fees.....	43	3101	-5.4	0.0	0.0	-1.0	-0.4	-0.8
Real estate appraisal fees.....	43	310101	-5.4	0.0	0.0	-1.0	-0.4	-0.8
Rental and leasing of goods (partial).....	44	—	-1.6	1.4	-0.5	-2.1	1.8	-2.6
Passenger car rental.....	44	1	-6.0	4.0	-0.7	-5.8	4.8	-6.6
Passenger car rental.....	44	11	-6.0	4.0	-0.7	-5.8	4.8	-6.6
Passenger car rental.....	44	1101	-6.0	4.0	-0.7	-5.8	4.8	-6.6
Passenger car rental.....	44	110101	-6.0	4.0	-0.7	-5.8	4.8	-6.6
Truck, trailer, and RV rental and leasing.....	44	2	-0.3	-0.9	-0.6	0.9	-0.6	0.3
Truck, trailer, and RV rental and leasing.....	44	21	-0.3	-0.9	-0.6	0.9	-0.6	0.3
Truck, truck trailer and RV rental.....	44	2101	-4.6	-1.6	-0.8	-0.2	-0.9	0.8
Truck, truck trailer and RV rental.....	44	210101	-4.6	-1.6	-0.8	-0.2	-0.9	0.8
Truck, truck trailer and RV leasing.....	44	2102	3.1	-0.3	-0.4	1.7	-0.3	-0.1
Truck, truck trailer and RV leasing.....	44	210201	3.1	-0.3	-0.4	1.7	-0.3	-0.1
Construction, mining, and forestry machinery and equipment rental and leasing.....	44	3	3.3	0.1	-0.2	0.2	0.2	-0.1
Construction, mining, and forestry machinery and equipment rental and leasing.....	44	31	3.3	0.1	-0.2	0.2	0.2	-0.1
Construction, mining, and forestry machinery and equipment rental and leasing.....	44	3101	3.3	0.1	-0.2	0.2	0.2	-0.1
Construction, mining, and forestry machinery and equipment rental and leasing.....	44	310101	3.3	0.1	-0.2	0.2	0.2	-0.1
Professional services (partial).....	45	—	4.8	0.4	-0.4	1.0	-0.4	0.0
Legal services.....	45	1	6.0	0.6	-0.1	0.0	0.8	-0.2
Legal services.....	45	11	6.0	0.6	-0.1	0.0	0.8	-0.2
Legal services.....	45	1101	6.0	0.6	-0.1	0.0	0.8	-0.2
Legal services.....	45	110101	6.0	0.6	-0.1	0.0	0.8	-0.2
Accounting services (partial).....	45	2	6.7	2.0	0.1	1.4	-2.1	-0.1
Accounting services, excluding payroll.....	45	21	6.7	2.0	0.1	1.4	-2.1	-0.1
Financial auditing.....	45	2101	7.7	4.5	0.8	0.6	-2.8	-0.3
Financial auditing.....	45	210101	7.7	4.5	0.8	0.6	-2.8	-0.3
Tax preparation and planning.....	45	2102	0.7	0.2	-3.1	2.7	-3.7	0.0
Tax preparation and planning.....	45	210201	0.7	0.2	-3.1	2.7	-3.7	0.0
Bookkeeping and compilation.....	45	2103	17.0	1.5	5.5	-1.5	-0.1	0.0
Bookkeeping and compilation.....	45	210301	17.0	1.5	5.5	-1.5	-0.1	0.0
Other accounting services, including billing and review (partial).....	45	2104	5.7	2.5	-0.7	4.3	0.9	0.1
Other accounting services, including billing and review (partial).....	45	210401	5.7	2.5	-0.7	4.3	0.9	0.1
Architectural and engineering services.....	45	3	3.3	0.2	0.0	0.0	0.9	0.0
Architectural services.....	45	31	1.8	0.2	-0.1	0.0	0.7	0.0
Architectural services.....	45	3101	1.8	0.2	-0.1	0.0	0.7	0.0
Architectural services.....	45	310101	1.8	0.2	-0.1	0.0	0.7	0.0
Engineering services.....	45	32	3.6	0.2	0.0	0.0	0.9	0.0

See footnotes at end of table.

Table 7. Producer price index percentage changes for commodity and service groupings and individual items, not seasonally adjusted — Continued
 [November 2023]

Title	Commodity code		Unadjusted 12-month percent change ¹	Unadjusted 1-month percent change ¹				
	Group code	Item code		Nov. 2022 to Nov. 2023 ^P	June to July	July to Aug. ^P	Aug. to Sept. ^P	Sept. to Oct. ^P
Engineering services.....	45	3201	3.6	0.2	0.0	0.0	0.9	0.0
Engineering services.....	45	320101	3.6	0.2	0.0	0.0	0.9	0.0
Management, scientific, and technical consulting services.....	45	4	3.0	-1.3	-2.2	5.1	-3.6	0.2
Management consulting services.....	45	41	3.0	-1.3	-2.2	5.1	-3.6	0.2
Administrative and general management consulting services.....	45	4101	2.0	-2.2	-3.7	8.2	-5.9	0.2
Administrative and general management consulting services.....	45	410101	2.0	-2.2	-3.7	8.2	-5.9	0.2
Human resources consulting services.....	45	4102	10.2	0.1	-0.5	0.9	1.0	0.2
Human resources consulting services.....	45	410201	10.2	0.1	-0.5	0.9	1.0	0.2
Marketing consulting services.....	45	4103	0.1	-0.1	0.0	0.0	0.0	0.0
Marketing consulting services.....	45	410301	0.1	-0.1	0.0	0.0	0.0	0.0
Process, physical distribution, and logistics consulting services.....	45	4104	12.7	1.1	1.5	0.2	0.5	1.0
Process, physical distribution, and logistics consulting services.....	45	410401	12.7	1.1	1.5	0.2	0.5	1.0
Advertising and related services (partial).....	45	5	0.5	0.0	-0.2	0.0	0.0	0.0
Advertising agency services.....	45	51	0.5	0.0	-0.2	0.0	0.0	0.0
Advertising agency services.....	45	5101	0.5	0.0	-0.2	0.0	0.0	0.0
Advertising agency services.....	45	510101	0.5	0.0	-0.2	0.0	0.0	0.0
Information technology (IT) technical support and consulting services (partial).....	45	6	14.1	4.8	1.2	0.1	-0.3	1.5
Information technology (IT) technical support and consulting services (partial).....	45	61	14.1	4.8	1.2	0.1	-0.3	1.5
Information technology (IT) technical support and consulting services (partial).....	45	6101	14.1	4.8	1.2	0.1	-0.3	1.5
Information technology (IT) technical support and consulting services (partial).....	45	610101	14.1	4.8	1.2	0.1	-0.3	1.5
Employment services.....	46	—	0.5	0.1	-0.3	-0.7	0.4	0.3
Permanent placement services.....	46	1	1.7	2.2	-1.1	0.4	-0.4	0.8
Permanent placement services.....	46	11	1.7	2.2	-1.1	0.4	-0.4	0.8
Employment placement services.....	46	1101	1.7	2.2	-1.1	0.4	-0.4	0.8
Employment placement services.....	46	110101	1.7	2.2	-1.1	0.4	-0.4	0.8
Executive search services.....	46	2	7.6	0.3	2.8	1.6	1.0	1.5
Executive search services.....	46	21	7.6	0.3	2.8	1.6	1.0	1.5
Executive search services.....	46	2101	7.6	0.3	2.8	1.6	1.0	1.5
Executive search services.....	46	210101	7.6	0.3	2.8	1.6	1.0	1.5
Staffing services.....	46	3	0.3	0.0	-0.3	-0.7	0.4	0.2
Temporary help services.....	46	31	0.2	0.0	-0.6	-1.3	0.7	0.2
Temporary help services.....	46	3101	0.2	0.0	-0.6	-1.3	0.7	0.2
Temporary help services.....	46	310101	0.2	0.0	-0.6	-1.3	0.7	0.2
Co-employment staffing services.....	46	32	0.4	0.0	0.0	0.0	0.1	0.2
Co-employment staffing services.....	46	3201	0.4	0.0	0.0	0.0	0.1	0.2
Co-employment staffing services.....	46	320101	0.4	0.0	0.0	0.0	0.1	0.2
Travel arrangement services (partial).....	47	—	5.1	4.4	2.4	-0.5	-0.7	0.0
Arrangement of flights (partial).....	47	1	3.4	10.6	0.6	-0.6	-1.8	0.3
Arrangement of international flights.....	47	11	-1.3	2.3	1.0	-1.3	-2.9	0.5
Arrangement of international flights.....	47	1101	-1.3	2.3	1.0	-1.3	-2.9	0.5
Arrangement of international flights.....	47	110101	-1.3	2.3	1.0	-1.3	-2.9	0.5
Arrangement of domestic flights.....	47	12	10.6	24.6	-0.1	0.3	-0.3	0.0
Arrangement of domestic flights (partial).....	47	1201	10.6	24.6	-0.1	0.3	-0.3	0.0
Arrangement of domestic flights.....	47	120101	10.6	24.6	-0.1	0.3	-0.3	0.0
Arrangement of vehicle rentals and lodging.....	47	2	1.2	-1.3	0.3	-0.2	-0.7	-0.1
Arrangement of vehicle rentals and lodging.....	47	21	1.2	-1.3	0.3	-0.2	-0.7	-0.1
Arrangement of vehicle rentals and lodging (partial).....	47	2101	1.2	-1.3	0.3	-0.2	-0.7	-0.1
Arrangement of vehicle rentals and lodging.....	47	210101	1.2	-1.3	0.3	-0.2	-0.7	-0.1
Arrangement of cruises and tours.....	47	3	8.9	1.6	0.9	-0.4	0.8	-0.7
Arrangement of cruises and tours.....	47	31	8.9	1.6	0.9	-0.4	0.8	-0.7
Arrangement of cruises and tours.....	47	3101	8.9	1.6	0.9	-0.4	0.8	-0.7
Arrangement of cruises and tours.....	47	310101	8.9	1.6	0.9	-0.4	0.8	-0.7
Other travel arrangements (partial).....	47	4	6.8	0.0	7.6	-0.4	0.0	0.0
Other travel arrangements (partial).....	47	41	6.8	0.0	7.6	-0.4	0.0	0.0

See footnotes at end of table.

Table 7. Producer price index percentage changes for commodity and service groupings and individual items, not seasonally adjusted — Continued
 [November 2023]

Title	Commodity code		Unadjusted 12-month percent change ¹	Unadjusted 1-month percent change ¹				
	Group code	Item code		Nov. 2022 to Nov. 2023 ^P	June to July	July to Aug. ^P	Aug. to Sept. ^P	Sept. to Oct. ^P
Other travel arrangements (partial).....	47	4101	6.8	0.0	7.6	-0.4	0.0	0.0
Other travel arrangements (partial).....	47	410101	6.8	0.0	7.6	-0.4	0.0	0.0
Selected security services (partial).....	48	—	7.2	0.2	2.6	-0.1	0.8	-0.2
Security guard services.....	48	1	7.2	0.2	2.6	-0.1	0.8	-0.2
Security guard services.....	48	11	7.2	0.2	2.6	-0.1	0.8	-0.2
Security guard services.....	48	1101	7.2	0.2	2.6	-0.1	0.8	-0.2
Security guard services.....	48	110101	7.2	0.2	2.6	-0.1	0.8	-0.2
Cleaning and building maintenance services (partial).....	49	—	-0.1	-0.1	0.0	-2.6	-0.1	0.2
Janitorial services.....	49	1	-0.1	-0.1	0.0	-2.6	-0.1	0.2
Janitorial services.....	49	11	-0.1	-0.1	0.0	-2.6	-0.1	0.2
Janitorial services.....	49	1101	-0.1	-0.1	0.0	-2.6	-0.1	0.2
Janitorial services.....	49	110101	-0.1	-0.1	0.0	-2.6	-0.1	0.2
Waste collection and remediation services (partial).....	50	—	9.8	-0.1	1.3	0.8	0.0	0.5
Waste collection.....	50	1	9.8	-0.1	1.3	0.8	0.0	0.5
Solid waste collection.....	50	11	9.8	-0.1	1.3	0.8	0.0	0.5
Solid waste collection.....	50	1101	9.8	-0.1	1.3	0.8	0.0	0.5
Solid waste collection.....	50	110101	9.8	-0.1	1.3	0.8	0.0	0.5
Health care services.....	51	—	3.2	0.6	0.1	0.4	0.6	-0.1
Outpatient care (partial).....	51	1	2.4	0.7	0.1	0.1	0.2	-0.1
Outpatient care (partial).....	51	11	2.4	0.7	0.1	0.1	0.2	-0.1
Physician care.....	51	1101	0.4	0.2	0.0	0.0	0.1	0.0
Medicare patients: physician care.....	51	110102	-2.5	0.0	0.0	0.0	0.1	0.0
Medicaid patients: physician care.....	51	110103	2.7	0.8	0.0	0.0	0.1	0.0
Private insurance patients: physician care.....	51	110104	1.7	0.3	0.0	0.0	0.1	0.0
All other patients: physician care.....	51	110105	-0.3	0.0	0.1	0.0	0.1	0.0
Medical laboratory and diagnostic imaging center care.....	51	1102	0.7	0.1	0.0	0.0	0.0	0.0
Medical laboratory care.....	51	110201	0.2	0.0	0.1	0.0	0.0	0.0
Medicare patients: medical laboratory care.....	51	1102011	2.6	0.0	0.0	0.0	0.0	0.0
Medicaid patients: medical laboratory care.....	51	1102012	-0.3	0.0	0.0	0.0	0.0	0.0
Private insurance patients: medical laboratory care.....	51	1102013	-0.1	-0.1	0.1	0.1	0.0	0.0
All other patients: medical laboratory care.....	51	1102014	1.0	0.0	0.0	0.0	0.0	0.0
Diagnostic imaging center care.....	51	110202	1.8	0.2	0.0	0.0	0.0	0.0
Medicare and Medicaid patients: diagnostic imaging center care.....	51	1102021	0.5	0.0	0.0	0.1	0.0	0.0
Private insurance and all other patients: diagnostic imaging center care.....	51	1102024	2.2	0.3	0.0	0.0	0.0	0.0
Home health and hospice care.....	51	1103	5.4	0.3	0.6	0.4	0.6	0.0
Home health and hospice care.....	51	110301	5.4	0.3	0.6	0.4	0.6	0.0
Medicare and Medicaid patients: home health and hospice care.....	51	11030101	4.5	0.5	0.6	0.5	0.5	0.0
Medicare patients: home health and hospice care.....	51	110301011	-0.3	0.0	0.0	0.0	1.1	0.0
Medicaid patients: home health and hospice care.....	51	110301012	8.3	0.8	1.0	0.9	0.1	0.0
Private insurance and all other patients: home health and hospice care.....	51	11030102	4.8	-0.1	0.6	0.3	0.0	0.0
Private insurance patients: home health and hospice care.....	51	110301021	6.4	0.0	0.0	3.0	0.0	0.0
All other patients: home health and hospice care.....	51	110301022	4.8	-0.1	0.7	0.0	0.0	0.0
Hospital outpatient care.....	51	1104	3.5	1.4	0.0	0.2	0.4	-0.4
Hospital outpatient care.....	51	110401	3.5	1.4	0.0	0.2	0.4	-0.4
Hospital outpatient care, general medical & surgical hospitals.....	51	1104011	4.2	1.5	0.0	0.3	0.4	-0.4
Medicare patients: hospital outpatient care, general medical and surgical hospitals.....	51	11040111	2.3	0.0	0.0	0.0	0.2	0.0
Medicaid patients: hospital outpatient care, general medical and surgical hospitals.....	51	11040112	9.4	9.6	0.0	0.0	0.0	0.0
Private insurance and all other patients: outpatient care, gen. medical and surgical hospitals.....	51	11040113	4.5	1.3	-0.1	0.4	0.5	-0.6
Dental care.....	51	1105	3.0	0.0	0.5	0.0	0.0	0.1
Private insurance patients: dental care.....	51	110502	2.4	0.0	0.4	0.0	0.0	0.2
Private insurance patients: dental visits and consultations.....	51	1105021	2.6	0.0	0.9	0.0	-0.1	0.6
Private insurance patients: dental surgical intervention services.....	51	1105022	0.6	0.0	0.0	0.0	0.0	0.0
Private insurance patients: dental non-surgical intervention services.....	51	1105023	2.7	0.0	0.2	0.0	0.0	0.0
Medicare, Medicaid and all other patients: dental care.....	51	110503	3.8	0.0	0.5	0.0	0.0	0.0
Medicare, Medicaid and all other patients: dental visits and consultations.....	51	1105031	-0.7	0.0	1.0	0.0	-0.1	0.0
Medicare, Medicaid and all other patients: dental surgical intervention services.....	51	1105032	1.9	0.0	0.0	0.0	0.0	0.0

See footnotes at end of table.

Table 7. Producer price index percentage changes for commodity and service groupings and individual items, not seasonally adjusted — Continued
 [November 2023]

Title	Commodity code		Unadjusted 12-month percent change ¹	Unadjusted 1-month percent change ¹				
	Group code	Item code		Nov. 2022 to Nov. 2023 ^P	June to July	July to Aug. ^P	Aug. to Sept. ^P	Sept. to Oct. ^P
Medicare and Medicaid and all other patients: dental non-surgical intervention services.....	51	1105033	7.4	0.0	0.3	0.0	0.0	0.0
Inpatient care.....	51	2	4.7	0.5	0.0	0.8	1.4	0.0
Inpatient care.....	51	21	4.7	0.5	0.0	0.8	1.4	0.0
Hospital inpatient care.....	51	2101	4.6	0.2	-0.1	1.1	1.6	0.0
Hospital inpatient care.....	51	210101	4.6	0.2	-0.1	1.1	1.6	0.0
Hospital inpatient care, general medical and surgical hospitals.....	51	2101011	4.7	0.1	-0.1	1.2	1.5	-0.1
Medicare patients: hospital inpatient care, general medical and surgical hospitals.....	51	21010111	2.8	0.2	0.0	0.0	3.4	-0.2
Medicaid patients: hospital inpatient care, general medical and surgical hospitals.....	51	21010112	-2.5	-2.5	-0.1	0.0	0.0	0.0
Private insur. & all other patients: hospital inpatient, general medical and surgical hospitals.....	51	21010113	8.2	0.9	-0.1	2.4	0.5	0.0
Private insurance patients: hospital inpatient care, general medical and surgical hospitals.....	51	210101131	5.5	0.9	-0.1	0.1	0.6	0.0
All other patients: hospital inpatient care, general medical and surgical hospitals.....	51	210101132	33.5	0.0	0.0	22.4	0.0	0.0
Hospital inpatient care, psychiatric & substance abuse hospitals.....	51	2101012	2.9	0.4	-0.1	0.0	0.0	0.0
Hospital inpatient care, specialty hospitals.....	51	2101013	6.6	0.7	-0.3	-0.3	4.9	0.3
Medicare patients: hospital inpatient care, specialty hospitals.....	51	21010131	4.6	-0.1	0.0	0.1	1.9	0.3
Medicaid patients: hospital inpatient care, specialty hospitals.....	51	21010132	26.4	0.6	-1.1	-2.1	28.7	0.6
Private insurance and all other patients: hospital inpatient care, specialty hospitals.....	51	21010133	2.2	1.5	-0.3	-0.2	0.5	0.1
Nursing home care.....	51	2102	4.1	1.3	0.3	-0.2	1.0	-0.1
Nursing home care.....	51	210201	4.1	1.3	0.3	-0.2	1.0	-0.1
Medicare and Medicaid patients: Nursing home care.....	51	21020101	4.8	2.3	0.3	-0.4	1.5	0.0
Medicaid patients: Nursing home care.....	51	210201011	6.0	3.7	0.5	-0.7	0.7	-0.1
Medicare patients: Nursing home care.....	51	210201012	3.0	0.0	0.0	0.0	2.9	0.0
Private insurance and all other patients: Nursing home care.....	51	21020102	3.4	0.2	0.4	0.0	0.2	-0.1
Private insurance patients: Nursing home care.....	51	210201021	-0.9	-0.6	0.0	0.0	0.0	0.0
All other patients: Nursing home care.....	51	210201022	4.3	0.4	0.5	0.0	0.3	-0.2
Intellectual and developmental disability center care.....	51	2103	8.6	2.9	0.0	0.1	0.0	0.0
Intellectual and developmental disability center care.....	51	210301	8.6	2.9	0.0	0.1	0.0	0.0
Medicaid patients: Intellectual and developmental disability center care.....	51	21030101	5.2	2.6	0.0	0.1	0.1	0.0
Medicare, private ins. & all other patients: Intellectual & develop. disability center care.....	51	21030102	24.3	4.0	0.0	0.0	0.0	0.0
Sales of blood and blood products, organs, and tissues.....	51	3	4.4	0.6	0.0	-0.8	0.2	0.6
Sales of blood and blood products, organs, and tissues.....	51	31	4.4	0.6	0.0	-0.8	0.2	0.6
Sales of blood and blood products, organs, and tissues.....	51	3101	4.4	0.6	0.0	-0.8	0.2	0.6
Sales of blood and blood products, organs, and tissues.....	51	310101	4.4	0.6	0.0	-0.8	0.2	0.6
Accommodation services.....	53	-	2.4	0.2	-3.0	-1.2	-1.7	-0.1
Traveler accommodation services.....	53	1	2.4	0.2	-3.0	-1.2	-1.7	-0.1
Traveler accommodation services.....	53	11	2.4	0.2	-3.0	-1.2	-1.7	-0.1
Guestroom or unit rental.....	53	1101	2.1	0.2	-3.4	-1.3	-1.8	-0.3
Guestroom or unit rental.....	53	110101	2.1	0.2	-3.4	-1.3	-1.8	-0.3
Other traveler accommodation services.....	53	1102	6.0	-0.1	1.1	0.1	-0.2	1.3
Other traveler accommodation services.....	53	110201	6.0	-0.1	1.1	0.1	-0.2	1.3
Food and beverage for immediate consumption services (partial).....	54	-	3.3	0.2	0.8	0.3	0.0	0.3
Food and beverage for immediate consumption services (partial).....	54	1	3.3	0.2	0.8	0.3	0.0	0.3
Food and nonalcoholic beverages for immediate consumption (partial).....	54	11	3.0	0.2	0.9	0.1	0.0	0.1
Food and nonalcoholic beverages for immediate consumption (partial).....	54	1101	3.0	0.2	0.9	0.1	0.0	0.1
Food and nonalcoholic beverages for immediate consumption (partial).....	54	110101	3.0	0.2	0.9	0.1	0.0	0.1
Alcoholic beverages for immediate consumption (partial).....	54	12	4.8	-0.1	0.1	0.8	0.1	1.1
Alcoholic beverages for immediate consumption (partial).....	54	1201	4.8	-0.1	0.1	0.8	0.1	1.1
Alcoholic beverages for immediate consumption (partial).....	54	120101	4.8	-0.1	0.1	0.8	0.1	1.1
Repair and maintenance services (partial).....	55	-	5.7	0.4	1.3	0.5	-0.1	0.2
Commercial and industrial machinery and equipment repair and maintenance.....	55	1	5.0	0.9	0.0	1.7	-0.5	0.1
Commercial and industrial machinery and equipment repair and maintenance.....	55	11	5.0	0.9	0.0	1.7	-0.5	0.1
Commercial machinery repair and maintenance.....	55	1101	5.0	0.9	0.0	1.7	-0.5	0.1
Commercial machinery repair and maintenance.....	55	110101	5.0	0.9	0.0	1.7	-0.5	0.1

See footnotes at end of table.

Table 7. Producer price index percentage changes for commodity and service groupings and individual items, not seasonally adjusted — Continued
 [November 2023]

Title	Commodity code		Unadjusted 12-month percent change ¹	Unadjusted 1-month percent change ¹				
	Group code	Item code		Nov. 2022 to Nov. 2023 ^P	June to July	July to Aug. ^P	Aug. to Sept. ^P	Sept. to Oct. ^P
Motor vehicle repair and maintenance (partial).....	55	2	4.6	-0.2	3.7	-2.2	0.3	0.1
Motor vehicle repair and maintenance (partial).....	55	21	4.6	-0.2	3.7	-2.2	0.3	0.1
Motor vehicle repair and maintenance (partial).....	55	2101	4.6	-0.2	3.7	-2.2	0.3	0.1
Motor vehicle repair and maintenance (partial).....	55	210101	4.6	-0.2	3.7	-2.2	0.3	0.1
Ship repair and maintenance.....	55	3	8.8	0.0	1.2	0.0	0.0	1.4
Ship repair and maintenance.....	55	31	8.8	0.0	1.2	0.0	0.0	1.4
Ship repair, military.....	55	3101	2.6	0.0	0.3	0.0	0.0	0.2
Ship repair, military.....	55	310101	2.6	0.0	0.3	0.0	0.0	0.2
Ship repair, nonmilitary.....	55	3102	19.3	0.0	2.5	0.0	0.0	3.0
Ship repair, nonmilitary.....	55	310201	19.3	0.0	2.5	0.0	0.0	3.0
Aircraft repair and maintenance.....	55	4	8.6	0.3	0.2	3.6	0.2	0.0
Aircraft repair and maintenance.....	55	41	8.6	0.3	0.2	3.6	0.2	0.0
Aircraft repair and maintenance.....	55	4101	8.6	0.3	0.2	3.6	0.2	0.0
Aircraft repair and maintenance.....	55	410101	8.6	0.3	0.2	3.6	0.2	0.0
Entertainment services (partial).....	56	—	3.9	-0.1	-1.1	0.2	1.7	0.8
Membership dues and admissions and recreation facility use fees (partial)...	56	1	5.6	0.5	-1.4	0.0	1.8	1.5
Membership dues and admissions and recreation facility use fees (partial)...	56	11	5.6	0.5	-1.4	0.0	1.8	1.5
Membership dues.....	56	1101	5.5	0.2	0.0	0.0	0.2	0.3
Membership dues, golf courses and country clubs.....	56	110101	8.7	0.3	0.0	0.0	0.0	0.0
Membership dues, fitness and recreational sports centers.....	56	110102	3.4	0.0	0.0	0.0	0.3	0.6
Admissions and recreational facilities use fees (partial).....	56	1102	5.9	1.0	-3.6	0.1	4.6	3.4
Admissions and recreational facilities use fees, golf courses and country clubs.....	56	110201	2.2	0.1	-0.2	0.0	0.3	8.4
Admissions and recreational facilities use fees, fitness and recreational sports centers.....	56	110202	7.0	1.1	0.0	0.0	0.0	0.0
Admissions and recreational facilities use fees, amusement and theme parks.....	56	110203	6.5	1.5	-6.8	0.2	8.9	2.3
Recreational activity instruction fees (partial).....	56	2	0.3	0.2	0.0	0.0	0.0	0.0
Recreational activity instruction fees (partial).....	56	21	0.3	0.2	0.0	0.0	0.0	0.0
Recreational activity instruction fees (partial).....	56	2101	0.3	0.2	0.0	0.0	0.0	0.0
Recreational activity instruction fees (partial).....	56	210101	0.3	0.2	0.0	0.0	0.0	0.0
Gaming receipts (partial).....	56	3	1.8	-1.0	-0.7	0.6	1.7	-0.2
Gaming receipts (partial).....	56	31	1.8	-1.0	-0.7	0.6	1.7	-0.2
Gaming receipts (partial).....	56	3101	1.8	-1.0	-0.7	0.6	1.7	-0.2
Gaming receipts (partial).....	56	310101	1.8	-1.0	-0.7	0.6	1.7	-0.2
Wholesale trade services.....	57	—	2.8	3.7	-0.7	-0.3	1.2	0.1
Machinery and equipment and parts and supplies wholesaling.....	57	1	3.3	3.6	1.1	0.4	-0.5	0.5
Machinery and equipment and parts and supplies wholesaling.....	57	11	3.3	3.6	1.1	0.4	-0.5	0.5
Parts and supplies for machinery and equipment wholesaling.....	57	1102	7.2	0.5	2.3	0.0	0.9	0.8
Parts and supplies for machinery and equipment wholesaling.....	57	110201	7.2	0.5	2.3	0.0	0.9	0.8
Machinery and vehicle wholesaling.....	57	1103	0.6	7.3	0.3	0.7	-1.8	0.6
Machinery and vehicle wholesaling.....	57	110301	0.6	7.3	0.3	0.7	-1.8	0.6
Professional and commercial equipment wholesaling.....	57	1104	7.1	-1.6	0.8	0.6	0.9	-0.5
Professional and commercial equipment wholesaling.....	57	110401	7.1	-1.6	0.8	0.6	0.9	-0.5
Furnishings wholesaling.....	57	2	-8.8	0.5	-1.1	2.1	-5.6	0.0
Furnishings wholesaling.....	57	21	-8.8	0.5	-1.1	2.1	-5.6	0.0
Furnishings wholesaling.....	57	2101	-8.8	0.5	-1.1	2.1	-5.6	0.0
Furnishings wholesaling.....	57	210101	-8.8	0.5	-1.1	2.1	-5.6	0.0
Building materials, paint, and hardware wholesaling.....	57	3	-6.8	-1.0	0.2	0.1	-0.2	-1.0
Building materials, paint, and hardware wholesaling.....	57	31	-6.8	-1.0	0.2	0.1	-0.2	-1.0
Building materials, paint, and hardware wholesaling.....	57	3101	-6.8	-1.0	0.2	0.1	-0.2	-1.0
Building materials, paint, and hardware wholesaling.....	57	310101	-6.8	-1.0	0.2	0.1	-0.2	-1.0
Metals, minerals, and ores wholesaling.....	57	4	6.8	-3.3	-4.4	-3.1	9.8	-1.2
Metals, minerals, and ores wholesaling.....	57	41	6.8	-3.3	-4.4	-3.1	9.8	-1.2
Metals, minerals, and ores wholesaling.....	57	4101	6.8	-3.3	-4.4	-3.1	9.8	-1.2
Metals, minerals, and ores wholesaling.....	57	410101	6.8	-3.3	-4.4	-3.1	9.8	-1.2
Chemicals and allied products wholesaling.....	57	5	-5.6	8.3	-2.8	-2.4	6.2	-4.6
Chemicals and allied products wholesaling.....	57	51	-5.6	8.3	-2.8	-2.4	6.2	-4.6

See footnotes at end of table.

Table 7. Producer price index percentage changes for commodity and service groupings and individual items, not seasonally adjusted — Continued
 [November 2023]

Title	Commodity code		Unadjusted 12-month percent change ¹	Unadjusted 1-month percent change ¹				
	Group code	Item code		Nov. 2022 to Nov. 2023 ^P	June to July	July to Aug. ^P	Aug. to Sept. ^P	Sept. to Oct. ^P
Chemicals and allied products wholesaling.....	57	5101	-5.6	8.3	-2.8	-2.4	6.2	-4.6
Chemicals and allied products wholesaling.....	57	510101	-5.6	8.3	-2.8	-2.4	6.2	-4.6
Paper and plastics products wholesaling.....	57	6	-0.2	-1.8	2.7	-1.0	0.6	-0.5
Paper and plastics products wholesaling.....	57	61	-0.2	-1.8	2.7	-1.0	0.6	-0.5
Paper and plastics products wholesaling.....	57	6101	-0.2	-1.8	2.7	-1.0	0.6	-0.5
Paper and plastics products wholesaling.....	57	610101	-0.2	-1.8	2.7	-1.0	0.6	-0.5
Apparel wholesaling.....	57	7	11.4	-2.3	5.7	2.3	0.8	2.9
Apparel wholesaling.....	57	71	11.4	-2.3	5.7	2.3	0.8	2.9
Apparel wholesaling.....	57	7101	11.4	-2.3	5.7	2.3	0.8	2.9
Apparel wholesaling.....	57	710101	11.4	-2.3	5.7	2.3	0.8	2.9
Food and alcohol wholesaling.....	57	8	1.3	3.8	-3.3	-1.3	0.3	1.9
Food and alcohol wholesaling.....	57	81	1.3	3.8	-3.3	-1.3	0.3	1.9
Food wholesaling.....	57	8101	1.0	4.3	-3.8	-1.5	0.1	2.1
Food wholesaling.....	57	810101	1.0	4.3	-3.8	-1.5	0.1	2.1
Alcohol wholesaling.....	57	8102	2.6	-0.1	0.2	0.3	1.8	0.2
Alcohol wholesaling.....	57	810201	2.6	-0.1	0.2	0.3	1.8	0.2
Other commodities wholesaling.....	57	9	8.6	5.3	-1.3	0.2	1.4	0.8
Other commodities wholesaling.....	57	91	8.6	5.3	-1.3	0.2	1.4	0.8
Other commodities wholesaling.....	57	9101	8.6	5.3	-1.3	0.2	1.4	0.8
Other commodities wholesaling.....	57	910101	8.6	5.3	-1.3	0.2	1.4	0.8
Retail trade services.....	58	—	-2.3	-1.4	1.1	0.5	-0.3	-1.5
Food and alcohol retailing.....	58	1	1.9	-1.6	1.2	-0.5	-0.2	-1.3
Food and alcohol retailing.....	58	11	1.9	-1.6	1.2	-0.5	-0.2	-1.3
Food retailing.....	58	1102	3.3	-1.5	1.3	-0.5	0.8	-1.4
Food retailing.....	58	110201	3.3	-1.5	1.3	-0.5	0.8	-1.4
Alcohol retailing.....	58	1103	-7.0	-1.9	0.4	-0.1	-7.3	-0.3
Alcohol retailing.....	58	110301	-7.0	-1.9	0.4	-0.1	-7.3	-0.3
Health and beauty care retailing, including optical goods.....	58	2	9.3	0.4	0.5	1.3	-2.2	1.7
Health and beauty care retailing, including optical goods.....	58	21	9.3	0.4	0.5	1.3	-2.2	1.7
Health and beauty care retailing, including optical goods.....	58	2101	9.3	0.4	0.5	1.3	-2.2	1.7
Health and beauty care retailing, including optical goods.....	58	210101	9.3	0.4	0.5	1.3	-2.2	1.7
Apparel, jewelry, footwear, and accessories retailing.....	58	3	3.6	-2.2	4.0	6.7	0.4	-1.3
Apparel, jewelry, footwear, and accessories retailing.....	58	31	3.6	-2.2	4.0	6.7	0.4	-1.3
Apparel, footwear, and accessories retailing.....	58	3101	2.9	-2.8	4.8	8.1	0.0	-1.4
Apparel, footwear, and accessories retailing.....	58	310101	2.9	-2.8	4.8	8.1	0.0	-1.4
Jewelry retailing.....	58	3102	6.8	1.4	-0.8	-2.3	3.3	-0.9
Jewelry retailing.....	58	310201	6.8	1.4	-0.8	-2.3	3.3	-0.9
Computer hardware, software, and supplies retailing.....	58	4	-19.5	-0.2	-0.3	1.4	-2.6	-0.1
Computer hardware, software, and supplies retailing.....	58	41	-19.5	-0.2	-0.3	1.4	-2.6	-0.1
Computer hardware, software, and supplies retailing.....	58	4101	-19.5	-0.2	-0.3	1.4	-2.6	-0.1
Computer hardware, software, and supplies retailing.....	58	410101	-19.5	-0.2	-0.3	1.4	-2.6	-0.1
TV, video, and photographic equipment and supplies retailing.....	58	5	13.9	-4.2	-3.2	2.4	4.4	-8.6
TV, video, and photographic equipment and supplies retailing.....	58	51	13.9	-4.2	-3.2	2.4	4.4	-8.6
TV, video, and photographic equipment and supplies retailing.....	58	5101	13.9	-4.2	-3.2	2.4	4.4	-8.6
TV, video, and photographic equipment and supplies retailing.....	58	510101	13.9	-4.2	-3.2	2.4	4.4	-8.6
Automobiles and automobile parts retailing.....	58	6	-23.6	-1.7	0.0	-1.3	-5.1	-2.5
Automobiles and automobile parts retailing.....	58	61	-23.6	-1.7	0.0	-1.3	-5.1	-2.5
Automobile retailing (Partial).....	58	6101	-30.8	-2.6	-0.3	-1.4	-6.5	-4.3
Automobile retailing (Partial).....	58	610101	-30.8	-2.6	-0.3	-1.4	-6.5	-4.3
Automotive parts, including tires, retailing.....	58	6102	-1.6	0.6	0.7	-1.0	-1.4	2.1
Automotive parts, including tires, retailing.....	58	610201	-1.6	0.6	0.7	-1.0	-1.4	2.1
RVs, trailers, and campers retailing.....	58	8	-1.0	1.7	-6.4	-4.8	-0.3	-1.5
RVs, trailers, and campers retailing.....	58	81	-1.0	1.7	-6.4	-4.8	-0.3	-1.5
RVs, trailers, and campers retailing.....	58	8101	-1.0	1.7	-6.4	-4.8	-0.3	-1.5
RVs, trailers, and campers retailing.....	58	810101	-1.0	1.7	-6.4	-4.8	-0.3	-1.5
Sporting goods, including boats, retailing.....	58	9	-7.3	-1.3	3.2	-1.3	0.9	-5.6
Sporting goods, including boats, retailing.....	58	91	-7.3	-1.3	3.2	-1.3	0.9	-5.6

See footnotes at end of table.

Table 7. Producer price index percentage changes for commodity and service groupings and individual items, not seasonally adjusted — Continued
[November 2023]

Title	Commodity code		Unadjusted 12-month percent change ¹	Unadjusted 1-month percent change ¹				
	Group code	Item code		Nov. 2022 to Nov. 2023 ^P	June to July	July to Aug. ^P	Aug. to Sept. ^P	Sept. to Oct. ^P
Sporting goods, including boats, retailing.....	58	9101	-7.3	-1.3	3.2	-1.3	0.9	-5.6
Sporting goods, including boats, retailing.....	58	910101	-7.3	-1.3	3.2	-1.3	0.9	-5.6
Lawn, garden, and farm equipment and supplies retailing.....	58	A	13.1	2.5	-0.1	1.8	-0.4	-0.4
Lawn, garden, and farm equipment and supplies retailing.....	58	A1	13.1	2.5	-0.1	1.8	-0.4	-0.4
Lawn, garden, and farm equipment and supplies retailing.....	58	A101	13.1	2.5	-0.1	1.8	-0.4	-0.4
Lawn, garden, and farm equipment and supplies retailing.....	58	A10101	13.1	2.5	-0.1	1.8	-0.4	-0.4
Furniture retailing.....	58	B	3.8	-2.8	-2.4	-0.3	0.3	-5.3
Furniture retailing.....	58	B1	3.8	-2.8	-2.4	-0.3	0.3	-5.3
Furniture retailing.....	58	B101	3.8	-2.8	-2.4	-0.3	0.3	-5.3
Furniture retailing.....	58	B10101	3.8	-2.8	-2.4	-0.3	0.3	-5.3
Flooring and floor coverings retailing.....	58	C	-0.4	-0.4	-1.4	0.5	0.8	0.9
Flooring and floor coverings retailing.....	58	C1	-0.4	-0.4	-1.4	0.5	0.8	0.9
Flooring and floor coverings retailing.....	58	C101	-0.4	-0.4	-1.4	0.5	0.8	0.9
Flooring and floor coverings retailing.....	58	C10101	-0.4	-0.4	-1.4	0.5	0.8	0.9
Hardware and building materials and supplies retailing.....	58	D	3.4	5.1	0.2	2.0	0.4	-0.2
Hardware and building materials and supplies retailing.....	58	D1	3.4	5.1	0.2	2.0	0.4	-0.2
Hardware and building materials and supplies retailing.....	58	D101	3.4	5.1	0.2	2.0	0.4	-0.2
Hardware and building materials and supplies retailing.....	58	D10101	3.4	5.1	0.2	2.0	0.4	-0.2
Major household appliance retailing.....	58	E	10.3	-2.0	3.7	2.3	-7.3	4.5
Major household appliance retailing.....	58	E1	10.3	-2.0	3.7	2.3	-7.3	4.5
Major household appliance retailing.....	58	E101	10.3	-2.0	3.7	2.3	-7.3	4.5
Major household appliance retailing.....	58	E10101	10.3	-2.0	3.7	2.3	-7.3	4.5
Fuels and lubricants retailing.....	58	F	-4.0	-8.4	5.0	-4.1	16.4	-4.2
Fuels and lubricants retailing.....	58	F1	-4.0	-8.4	5.0	-4.1	16.4	-4.2
Automotive fuels and lubricants retailing.....	58	F101	-4.8	-8.3	7.3	-3.2	17.4	-5.9
Automotive fuels and lubricants retailing.....	58	F10101	-4.8	-8.3	7.3	-3.2	17.4	-5.9
Household fuels retailing.....	58	F102	-2.8	-9.0	-6.5	-9.5	10.4	7.3
Household fuels retailing.....	58	F10201	-2.8	-9.0	-6.5	-9.5	10.4	7.3
Cleaning supplies and paper products retailing.....	58	G	15.4	-3.7	4.1	0.9	0.1	-2.0
Cleaning supplies and paper products retailing.....	58	G1	15.4	-3.7	4.1	0.9	0.1	-2.0
Cleaning supplies and paper products retailing.....	58	G101	15.4	-3.7	4.1	0.9	0.1	-2.0
Cleaning supplies and paper products retailing.....	58	G10101	15.4	-3.7	4.1	0.9	0.1	-2.0
Book retailing.....	58	H	-6.2	0.9	-0.6	0.7	0.5	-3.7
Book retailing.....	58	H1	-6.2	0.9	-0.6	0.7	0.5	-3.7
Book retailing.....	58	H101	-6.2	0.9	-0.6	0.7	0.5	-3.7
Book retailing.....	58	H10101	-6.2	0.9	-0.6	0.7	0.5	-3.7
Other merchandise retailing (partial).....	58	I	-1.2	-1.5	1.5	-0.7	0.0	-2.6
Other merchandise retailing (partial).....	58	I1	-1.2	-1.5	1.5	-0.7	0.0	-2.6
Other merchandise retailing (partial).....	58	I101	-1.2	-1.5	1.5	-0.7	0.0	-2.6
Other merchandise retailing (partial).....	58	I10101	-1.2	-1.5	1.5	-0.7	0.0	-2.6
Metal treatment services.....	59	-	4.7	0.9	0.2	-0.4	0.7	-0.3
Metal treatment services.....	59	1	4.7	0.9	0.2	-0.4	0.7	-0.3
Metal treatment services.....	59	11	4.7	0.9	0.2	-0.4	0.7	-0.3
Metal plating and polishing.....	59	1101	6.6	-0.4	0.0	0.0	0.0	0.0
Metal plating and polishing.....	59	110111	6.6	-0.4	0.0	0.0	0.0	0.0
Metal coating and allied services.....	59	1102	0.5	1.1	0.4	-0.7	0.0	-0.8
Metal coating and allied services.....	59	110222	0.5	1.1	0.4	-0.7	0.0	-0.8
Metal heat treating.....	59	1103	13.2	2.4	0.0	0.0	3.3	0.4
Metal heat treating.....	59	110349	13.2	2.4	0.0	0.0	3.3	0.4
Mining services.....	60	-	2.1	0.0	-0.3	0.8	-0.9	1.5
Mining services.....	60	1	2.1	0.0	-0.3	0.8	-0.9	1.5
Mining services.....	60	11	2.1	0.0	-0.3	0.8	-0.9	1.5
Support activities for coal mining.....	60	1102	5.8	0.0	2.6	0.1	0.1	-0.2
Support activities for coal mining.....	60	110201	5.8	0.0	2.6	0.1	0.1	-0.2
Drilling oil and gas wells services.....	60	1103	1.5	-0.6	4.5	0.0	0.0	-0.6
Drilling oil and gas wells services.....	60	110301	1.5	-0.6	4.5	0.0	0.0	-0.6
Support activities for oil and gas operations.....	60	1104	2.4	0.3	-1.9	1.2	-1.3	2.3

See footnotes at end of table.

Table 7. Producer price index percentage changes for commodity and service groupings and individual items, not seasonally adjusted — Continued
 [November 2023]

Title	Commodity code		Unadjusted 12-month percent change ¹	Unadjusted 1-month percent change ¹				
	Group code	Item code		Nov. 2022 to Nov. 2023 ^p	June to July	July to Aug. ^p	Aug. to Sept. ^p	Sept. to Oct. ^p
Support activities for oil and gas operations.....	60	110401	2.4	0.3	-1.9	1.2	-1.3	2.3
Metal and nonmetallic minerals mining services.....	60	1106	—	0.0	0.0	0.0	0.0	0.0
Metal and nonmetallic minerals mining services.....	60	110601	—	0.0	0.0	0.0	0.0	0.0
Contract work on textile products, apparel, and leather.....	61	—	3.2	-0.1	-0.1	0.0	-0.1	0.0
Contract work on textile products and apparel.....	61	1	3.2	-0.1	-0.2	0.0	-0.1	0.0
Contract work on textile products and apparel.....	61	11	3.2	-0.1	-0.2	0.0	-0.1	0.0
Contract work on textile products.....	61	1102	5.0	-0.3	-0.3	0.0	0.0	0.0
Commission finishing of broadwoven fabrics.....	61	110201	5.3	-0.3	-0.3	0.0	0.0	0.0
Commission finishing of cotton broadwoven fabrics.....	61	1102011	6.0	-0.1	-0.2	-0.2	0.0	0.0
Other commission finishing of broadwoven fabrics (excl. cotton & wool).....	61	1102012	5.5	-0.3	-0.3	0.1	0.0	0.0
Commission knit or knit & finishing of weft & warp knit fabric.....	61	110204	-0.5	-0.2	0.0	0.1	0.0	0.0
Contract work on apparel.....	61	1103	2.2	0.2	0.0	0.0	0.0	0.0
Contract work on women's, girls' and infants' apparel.....	61	11031	—	0.0	0.0	0.0	0.0	—
Contract work on men's and boys' (including unisex) apparel.....	61	11032	0.6	0.4	0.0	0.0	0.0	0.0
Contract work on men's and boys' pants, work apparel, and other outerwear.....	61	110321	0.0	0.0	0.0	0.0	0.0	0.0
Contract work on men's and boys' shirts, tailored suits/coats/jackets, & underwear/nightwear.....	61	110323	—	0.9	0.0	0.0	0.0	—
Contract & commission receipts for tanning or finishing leather owned by others.....	61	2	1.4	0.0	0.1	0.0	0.2	0.0
Contract & commission receipts for tanning or finishing leather owned by others.....	61	21	1.4	0.0	0.1	0.0	0.2	0.0
Contract and commission receipts for tanning or finishing leather owned by others.....	61	2101	1.4	0.0	0.1	0.0	0.2	0.0
Contract and commission receipts for tanning or finishing leather owned by others.....	61	210101	1.4	0.0	0.1	0.0	0.2	0.0
Construction (partial).....	80	—	0.7	-1.1	0.1	0.1	-0.3	-0.1
New nonresidential building construction.....	80	1	0.3	-1.2	0.1	0.1	-0.4	-0.2
New nonresidential building construction.....	80	11	0.3	-1.2	0.1	0.1	-0.4	-0.2
New warehouse building construction.....	80	1101	-1.5	-0.7	0.1	0.0	-0.1	-0.2
New warehouse building construction.....	80	110101	-1.5	-0.7	0.1	0.0	-0.1	-0.2
New school building construction.....	80	1102	0.0	-1.1	0.0	0.1	-0.3	0.0
New school building construction.....	80	110201	0.0	-1.1	0.0	0.1	-0.3	0.0
New office building construction.....	80	1103	1.8	-1.9	0.2	-0.1	-1.1	-0.1
New office building construction.....	80	110301	1.8	-1.9	0.2	-0.1	-1.1	-0.1
New industrial building construction.....	80	1104	0.3	-1.5	0.1	0.7	0.0	-0.2
New industrial building construction.....	80	110401	0.3	-1.5	0.1	0.7	0.0	-0.2
New health care building construction.....	80	1105	0.3	-0.8	0.1	0.0	0.0	-0.5
New health care building construction.....	80	110501	0.3	-0.8	0.1	0.0	0.0	-0.5
Maintenance and repair of nonresidential buildings (partial).....	80	2	3.6	0.1	0.0	0.0	0.2	0.1
Maintenance and repair of nonresidential buildings (partial).....	80	21	3.6	0.1	0.0	0.0	0.2	0.1
Maintenance and repair of nonresidential buildings (partial).....	80	2101	3.6	0.1	0.0	0.0	0.2	0.1
Maintenance and repair of nonresidential buildings (partial).....	80	210101	3.6	0.1	0.0	0.0	0.2	0.1

¹ All indexes are subject to revision for 4 months after their originally scheduled publication to incorporate late reports and corrections by survey respondents.

² Due to incomplete coverage of the services sector, some services indexes in this table reflect only a portion of their wherever-provided output. These indexes are flagged using the term "partial" at the end of their titles. For more information regarding wherever-provided services indexes, go to <https://www.bls.gov/ppi/wepnotice.htm>. This webpage includes methodology documentation, a table identifying missing coverage areas for those indexes with incomplete coverage, and a concordance table between wherever-provided services indexes and Census product codes.

^p Preliminary

"—" Data not available.

Table 8. Producer price indexes and percentage changes for selected commodity and service groupings and individual items, seasonally adjusted
 [November 2023, Index base 1982=100, unless otherwise indicated]

Title	Commodity code		Other index base	Seasonally adjusted index ¹					Seasonally adjusted 1-month percent change ¹		
	Group code	Item code		July 2023	Aug. 2023 ^P	Sept. 2023 ^P	Oct. 2023 ^P	Nov. 2023 ^P	Aug. to Sept. ^P	Sept. to Oct. ^P	Oct. to Nov. ^P
Goods											
Fruits & melons, fresh/dry vegs. & nuts.	01	1		-	-	-	-	-	-	-	-
Fresh fruits and melons.	01	11		-	-	-	-	-	-	-	-
Citrus fruits.	01	1101		343.376	347.296	366.068	332.614	368.702	5.4	-9.1	10.8
Other fruits and berries.	01	1102		-	-	-	-	-	-	-	-
Melons.			12/91	-	-	-	-	-	-	-	-
Fresh and dry vegetables.	01	13		-	-	-	-	-	-	-	-
Dry vegetables.	01	1301		219.246	229.485	240.897	244.246	245.028	5.0	1.4	0.3
Fresh vegetables, except potatoes.	01	1302		-	-	-	-	-	-	-	-
Sweet potatoes.	01	1303		149.495	144.116	136.610	151.790	174.252	-5.2	11.1	14.8
Potatoes.	01	1306	12/11	239.274	161.335	120.349	117.211	102.527	-25.4	-2.6	-12.5
Tree nuts.				-	-	-	-	-	-	-	-
Tree nuts.				-	-	-	-	-	-	-	-
Grains.	01	2		226.905	220.668	206.832	200.682	194.137	-6.3	-3.0	-3.3
Wheat.	01	21		-	-	-	-	-	-	-	-
Wheat.	01	2101		-	-	-	-	-	-	-	-
Other grains.	01	22		230.723	226.077	212.382	206.976	199.969	-6.1	-2.5	-3.4
Barley.	01	2201		-	-	-	-	-	-	-	-
Corn.	01	2202		226.272	221.802	208.052	202.332	195.192	-6.2	-2.7	-3.5
Oats.	01	2203		-	-	-	-	-	-	-	-
Sorghum.	01	2205	12/91	-	-	-	-	-	-	-	-
Rough rice.			12/91	-	-	-	-	-	-	-	-
Rough rice.			12/91	-	-	-	-	-	-	-	-
Livestock.	01	3		236.639	238.465	244.243	237.516	227.338	2.4	-2.8	-4.3
Slaughter cattle.	01	31		277.825	282.240	287.024	285.436	264.969	1.7	-0.6	-7.2
Slaughter steers and heifers.	01	3101		285.762	291.392	293.274	291.850	268.296	0.6	-0.5	-8.1
Slaughter cows and bulls.	01	3102		222.437	221.981	237.692	243.709	229.346	7.1	2.5	-5.9
Slaughter vealers.	01	3103		96.053	97.154	98.414	98.761	99.963	1.3	0.4	1.2
Slaughter hogs.	01	32		109.888	107.205	106.688	97.085	93.157	-0.5	-9.0	-4.0
Slaughter barrows and gilts.	01	3201		109.798	105.893	106.029	97.206	91.720	0.1	-8.3	-5.6
Slaughter sows.	01	3202		-	-	-	-	-	-	-	-
Slaughter lambs.	01	33		359.986	380.722	401.071	431.250	416.437	5.3	7.5	-3.4
Slaughter lambs.	01	3301		359.986	380.722	401.071	431.250	416.437	5.3	7.5	-3.4
Feeder and replacement cattle.			09/21	-	-	-	-	-	-	-	-
Feeder and replacement cattle.			09/21	-	-	-	-	-	-	-	-
Slaughter poultry.	01	4		320.445	317.683	352.196	334.831	330.175	10.9	-4.9	-1.4
Slaughter chickens.	01	41		328.627	331.381	376.100	361.708	352.886	13.5	-3.8	-2.4
Broilers and other meat type chickens.	01	4102		333.200	335.992	381.333	366.741	357.796	13.5	-3.8	-2.4
Slaughter turkeys.	01	42		291.740	261.294	250.739	216.100	231.309	-4.0	-13.8	7.0
Slaughter turkeys.	01	4201		291.740	261.294	250.739	216.100	231.309	-4.0	-13.8	7.0
Slaughter ducks.	01	43	12/91	-	-	-	-	-	-	-	-
Slaughter ducks.	01	4301	12/91	-	-	-	-	-	-	-	-
Raw cotton.	01	5		-	-	-	-	-	-	-	-
Raw cotton.	01	51		-	-	-	-	-	-	-	-
Raw cotton.	01	5101		-	-	-	-	-	-	-	-
Raw milk.	01	6		136.800	155.995	164.353	161.884	160.006	5.4	-1.5	-1.2
Raw milk.	01	61		137.353	156.626	165.017	162.539	160.653	5.4	-1.5	-1.2
Raw milk.	01	6101		137.353	156.626	165.017	162.539	160.653	5.4	-1.5	-1.2
Chicken eggs.	01	7		-	-	-	-	-	-	-	-
Chicken eggs.	01	71		-	-	-	-	-	-	-	-
Eggs for fresh use.	01	7107	12/91	-	-	-	-	-	-	-	-
Breaker stock and checks and undergrades.	01	7108	12/91	-	-	-	-	-	-	-	-
Hay, hayseeds, and oilseeds.	01	8		297.365	278.540	290.787	277.003	291.527	4.4	-4.7	5.2
Hay and hayseeds.	01	81		-	-	-	-	-	-	-	-
Hay and hayseeds.	01	8101		-	-	-	-	-	-	-	-
Oilseeds.	01	83		264.657	253.217	263.988	251.450	263.953	4.3	-4.7	5.0
Oilseeds.	01	8301		264.657	253.217	263.988	251.450	263.953	4.3	-4.7	5.0
Cereal and bakery products.	02	1		331.344	331.415	332.250	331.194	329.532	0.3	-0.3	-0.5
Bakery products.	02	11		-	-	-	-	-	-	-	-
Bread (white, wheat, rye, etc.), including frozen.			06/06	-	-	-	-	-	-	-	-
Rolls (bread-type), muffins, bagels, and croissants.	02	1105		-	-	-	-	-	-	-	-
Other sweet goods, excluding frozen.				-	-	-	-	-	-	-	-
Soft cakes, excluding frozen.	02	1108		-	-	-	-	-	-	-	-
Pies (fruit, cream, and custard), excluding frozen.				-	-	-	-	-	-	-	-

See footnotes at end of table.

Table 8. Producer price indexes and percentage changes for selected commodity and service groupings and individual items, seasonally adjusted — Continued
 [November 2023, Index base 1982=100, unless otherwise indicated]

Title	Commodity code		Other index base	Seasonally adjusted index ¹					Seasonally adjusted 1-month percent change ¹		
	Group code	Item code		July 2023	Aug. 2023 ^P	Sept. 2023 ^P	Oct. 2023 ^P	Nov. 2023 ^P	Aug. to Sept. ^P	Sept. to Oct. ^P	Oct. to Nov. ^P
Cookies, crackers, and related products.....	02	1121		-	-	-	-	-	-	-	-
Retail bakery products, excluding retail trade.....	02	1130	06/14	161.893	161.017	162.784	162.346	163.007	1.1	-0.3	0.4
Flour and flour base mixes and doughs.....	02	12		-	-	-	-	-	-	-	-
Wheat flour.....	02	1203		-	-	-	-	-	-	-	-
Flour base mixes and doughs.....	02	1204		-	-	-	-	-	-	-	-
Milled rice and byproducts.....	02	13		-	-	-	-	-	-	-	-
Head rice.....	02	1301		-	-	-	-	-	-	-	-
Milled rice (incl second heads, screenings, brewers, bran, sharps, rice flour, and byproducts).....	02	1302	06/84	-	-	-	-	-	-	-	-
Cereal and pasta products.....	02	14		319.003	320.031	318.201	316.736	311.467	-0.6	-0.5	-1.7
Dry macaroni, spaghetti, and egg noodle products, made from purchased flour.....	02	1402	06/85	-	-	-	-	-	-	-	-
Cereal and mill products, other than flour.....	02	1409	06/85	302.916	304.091	301.999	299.578	293.555	-0.7	-0.8	-2.0
Meats, poultry, and fish.....	02	2		229.349	226.825	232.408	234.263	228.853	2.5	0.8	-2.3
Meats.....	02	21		238.627	232.941	236.424	239.125	240.102	1.5	1.1	0.4
Beef and veal products, fresh or frozen.....	02	2101		301.399	287.689	296.034	301.455	306.927	2.9	1.8	1.8
Lamb/mutton, fresh or frozen, not canned or made into sausage, made in slaughtering plants.....	02	2103		-	-	-	-	-	-	-	-
Pork products, fresh, frozen, or processed, except sausage.....	02	2104		159.541	158.294	159.792	161.203	160.118	0.9	0.9	-0.7
Other meats, fresh, frozen, or canned.....	02	2105		228.536	226.960	227.213	228.187	226.700	0.1	0.4	-0.7
Processed poultry.....	02	22		168.137	171.401	181.976	182.977	165.758	6.2	0.6	-9.4
Young chickens, including bulk, chilled, frozen, whole, and in parts.....	02	2203		183.943	188.000	201.478	204.194	186.862	7.2	1.3	-8.5
Turkeys, including frozen, whole, and in parts.....	02	2206		-	-	-	-	-	-	-	-
Canned, cooked, smoked or prepared poultry.....	02	2208		-	-	-	-	-	-	-	-
Chicken hens and other poultry/small game.....	02		12/90	-	-	-	-	-	-	-	-
Unprocessed and prepared seafood.....	02	23		422.484	419.365	412.158	408.508	411.145	-1.7	-0.9	0.6
Unprocessed finfish.....	02	2301		-	-	-	-	-	-	-	-
Unprocessed shellfish.....	02	2305	12/91	277.848	282.765	268.851	272.392	269.404	-4.9	1.3	-1.1
Prepared fresh and frozen seafood.....	02		12/11	-	-	-	-	-	-	-	-
Dairy products.....	02	3		219.866	224.697	227.376	230.244	229.437	1.2	1.3	-0.4
Fluid milk products.....	02	31		-	-	-	-	-	-	-	-
Packaged fluid milk and related products.....	02	3103	12/82	-	-	-	-	-	-	-	-
Cottage cheese.....	02	3104	12/82	-	-	-	-	-	-	-	-
Other milk products.....	02	3105	12/82	-	-	-	-	-	-	-	-
Bulk fluid milk and cream.....	02	3106	12/91	-	-	-	-	-	-	-	-
Butter.....	02	32		-	-	-	-	-	-	-	-
Butter.....	02	3201		-	-	-	-	-	-	-	-
Natural, processed, and imitation cheese.....	02	33		174.556	185.293	185.929	181.053	181.048	0.3	-2.6	0.0
Natural cheese, except cottage cheese.....	02	3302		166.746	176.467	176.742	171.808	171.412	0.2	-2.8	-0.2
Processed cheese and related products.....	02	3303		-	-	-	-	-	-	-	-
Cheese substitutes and imitations.....	02		06/88	-	-	-	-	-	-	-	-
Raw liquid whey.....	02		12/04	-	-	-	-	-	-	-	-
Ice cream and frozen desserts.....	02	34		-	-	-	-	-	-	-	-
Ice cream and frozen desserts.....	02		06/83	-	-	-	-	-	-	-	-
Dry, condensed, and evaporated milk products.....	02	35		-	-	-	-	-	-	-	-
Dry milk products, including feed grade.....	02	3502	12/83	-	-	-	-	-	-	-	-
Liquid milk products.....	02		12/83	-	-	-	-	-	-	-	-
Ice cream mixes and related products.....	02		06/02	-	-	-	-	-	-	-	-
Processed fruits and vegetables.....	02	4		-	-	-	-	-	-	-	-
Canned fruits and juices.....	02	41		-	-	-	-	-	-	-	-
Canned fruits, excluding baby foods.....	02	4101		-	-	-	-	-	-	-	-
Canned and fresh fruit juices, nectars, and concentrates.....	02	4102		-	-	-	-	-	-	-	-
Frozen fruits, juices and ades.....	02	42		-	-	-	-	-	-	-	-
Frozen fruits.....	02	4202		-	-	-	-	-	-	-	-
Canned vegetables and juices.....	02	44		-	-	-	-	-	-	-	-
Canned vegetables and juices.....	02	4401		-	-	-	-	-	-	-	-
Frozen vegetables.....	02	45		-	-	-	-	-	-	-	-
Frozen potato products (French-fried, patties, puffs, etc.).....	02	4502	12/90	328.353	330.309	341.057	338.927	335.984	3.3	-0.6	-0.9
Frozen vegetables, other than potato products.....	02	4505	12/90	-	-	-	-	-	-	-	-
Dried and dehydrated food.....	02		12/03	-	-	-	-	-	-	-	-
Dried and dehydrated food.....	02		12/03	-	-	-	-	-	-	-	-
Sugar and confectionery.....	02	5		-	-	-	-	-	-	-	-
Raw cane sugar and sugar cane mill products and byproducts.....	02			-	-	-	-	-	-	-	-
Raw cane sugar and sugarcane mill products and byproducts.....	02	5201		-	-	-	-	-	-	-	-
Refined sugar products and byproducts.....	02		12/02	-	-	-	-	-	-	-	-
Refined sugar products and byproducts.....	02			-	-	-	-	-	-	-	-
Confectionery materials.....	02	54		-	-	-	-	-	-	-	-
Confectionery materials.....	02	5401		-	-	-	-	-	-	-	-

See footnotes at end of table.

Table 8. Producer price indexes and percentage changes for selected commodity and service groupings and individual items, seasonally adjusted — Continued
 [November 2023, Index base 1982=100, unless otherwise indicated]

Title	Commodity code		Other index base	Seasonally adjusted index ¹					Seasonally adjusted 1-month percent change ¹		
	Group code	Item code		July 2023	Aug. 2023 ^P	Sept. 2023 ^P	Oct. 2023 ^P	Nov. 2023 ^P	Aug. to Sept. ^P	Sept. to Oct. ^P	Oct. to Nov. ^P
Confectionery end products.....	02	55		-	-	-	-	-	-	-	-
Candy and nuts.....			06/83	-	-	-	-	-	-	-	-
Beverages and beverage materials.....	02	6		250.804	253.369	253.170	253.697	252.840	-0.1	0.2	-0.3
Alcoholic beverages.....	02	61		217.763	218.248	219.245	219.646	219.703	0.5	0.2	0.0
Malt beverages.....	02	6101		229.543	229.742	231.538	232.336	232.405	0.8	0.3	0.0
Distilled and bottled liquor, excluding brandy.....	02	6102		197.553	198.403	197.598	197.854	197.150	-0.4	0.1	-0.4
Wines, brandy, and brandy spirits.....			12/83	-	-	-	-	-	-	-	-
Soft drinks.....	02	62		-	-	-	-	-	-	-	-
Soft drinks, non-carbonated and bottled water.....				-	-	-	-	-	-	-	-
Soft drinks, bottle/can, carbonated, all types.....			12/11	-	-	-	-	-	-	-	-
Packaged beverage materials.....	02	63		-	-	-	-	-	-	-	-
Coffee (whole bean, ground, & instant).....	02	6301		-	-	-	-	-	-	-	-
Tea in consumer packages, exc. canned ice tea.....	02	6303		-	-	-	-	-	-	-	-
Other beverage materials.....	02	64		334.849	334.571	335.056	336.382	335.097	0.1	0.4	-0.4
Other beverage materials.....	02	6401		334.849	334.571	335.056	336.382	335.097	0.1	0.4	-0.4
Fats and oils.....	02	7		-	-	-	-	-	-	-	-
Shortening, cooking oil, and margarine.....	02	78		-	-	-	-	-	-	-	-
Shortening, cooking oil, and margarine.....	02	7801		-	-	-	-	-	-	-	-
Other oilseed processing.....	02	7A	12/04	-	-	-	-	-	-	-	-
Other oilseed processing.....	02	7A01	12/04	-	-	-	-	-	-	-	-
Corn oil, crude and refined.....			01/16	-	-	-	-	-	-	-	-
Corn oil, made by wet milling.....			01/16	-	-	-	-	-	-	-	-
Miscellaneous processed foods.....	02	8		-	-	-	-	-	-	-	-
Canned jams, jellies, and preserves.....	02	81		-	-	-	-	-	-	-	-
Canned jams, jellies, and preserves.....				-	-	-	-	-	-	-	-
Pickles and other pickled products, including horseradish.....	02	82		-	-	-	-	-	-	-	-
Pickles and other pickled products.....	02	8201		-	-	-	-	-	-	-	-
Specialty canning.....	02	84		-	-	-	-	-	-	-	-
Specialty canning.....	02	8401		-	-	-	-	-	-	-	-
Frozen specialty food.....	02	85		-	-	-	-	-	-	-	-
Frozen specialty food.....	02	8501		-	-	-	-	-	-	-	-
Prepared sauces, except tomato.....				-	-	-	-	-	-	-	-
Prepared sauces, excluding tomato-based sauces and sauces comprised of 20 percent or more meat.....				-	-	-	-	-	-	-	-
Other miscellaneous processed foods.....				-	-	-	-	-	-	-	-
Other miscellaneous processed foods.....				-	-	-	-	-	-	-	-
Prepared animal feeds.....	02	9		250.192	251.019	252.592	249.928	249.340	0.6	-1.1	-0.2
Soybean cake, meal, and other byproducts.....	02	92		-	-	-	-	-	-	-	-
Soybean cake, meal, and byproducts.....	02	9201		-	-	-	-	-	-	-	-
Formula feeds.....	02	93		274.993	274.493	272.492	270.321	269.138	-0.7	-0.8	-0.4
Formula feeds.....	02	9301		274.993	274.493	272.492	270.321	269.138	-0.7	-0.8	-0.4
Miscellaneous feedstuffs.....	02	94		336.346	339.665	344.972	340.542	336.578	1.6	-1.3	-1.2
Pet food.....	02	9402		-	-	-	-	-	-	-	-
Miscellaneous feedstuffs other than pet food.....	02	9403		308.649	315.907	324.512	315.531	308.108	2.7	-2.8	-2.4
Synthetic fibers.....	03	1		-	-	-	-	-	-	-	-
Unprocessed filament yarns.....	03	15		-	-	-	-	-	-	-	-
Noncellulosic and cellulosic organic fibers.....			05/22	-	-	-	-	-	-	-	-
Processed yarns and threads.....	03	2		-	-	-	-	-	-	-	-
Yarns.....	03	26		-	-	-	-	-	-	-	-
Spun cotton yarns.....	03	2601		150.651	151.174	153.014	155.265	157.138	1.2	1.5	1.2
Spun synthetic yarns.....				-	-	-	-	-	-	-	-
Textured and twisted yarns.....	03	2604	12/88	-	-	-	-	-	-	-	-
Other spun noncellulosic and natural fiber (excluding cotton and wool) yarns.....	03	2607	06/08	-	-	-	-	-	-	-	-
Greige fabrics.....	03	3		-	-	-	-	-	-	-	-
Greige broadwoven fabrics.....	03	37		-	-	-	-	-	-	-	-
Greige manmade, silk, and other natural fiber (exc cotton/wool) broadwoven fabrics.....	03	3703		-	-	-	-	-	-	-	-
Greige knit fabrics.....	03	38		-	-	-	-	-	-	-	-
Weft (circular) knit fabrics, greige goods (excluding hosiery).....	03	3803		-	-	-	-	-	-	-	-
Warp knit fabrics, greige goods (excluding hosiery).....	03	3804		-	-	-	-	-	-	-	-
Tire cord and tire fabric.....	03	39	06/84	-	-	-	-	-	-	-	-
Tire cord and tire fabrics.....	03	3901	06/84	-	-	-	-	-	-	-	-
Finished fabrics.....	03	4		-	-	-	-	-	-	-	-
Finished broadwoven fabrics.....	03	42		-	-	-	-	-	-	-	-
Finished cotton broadwoven fabrics.....	03	4201		-	-	-	-	-	-	-	-

See footnotes at end of table.

Table 8. Producer price indexes and percentage changes for selected commodity and service groupings and individual items, seasonally adjusted — Continued
 [November 2023, Index base 1982=100, unless otherwise indicated]

Title	Commodity code		Other index base	Seasonally adjusted index ¹					Seasonally adjusted 1-month percent change ¹		
	Group code	Item code		July 2023	Aug. 2023 ^P	Sept. 2023 ^P	Oct. 2023 ^P	Nov. 2023 ^P	Aug. to Sept. ^P	Sept. to Oct. ^P	Oct. to Nov. ^P
Finished manmade, silk, and other natural fiber (exc. cotton and wool) broadwoven fabrics.....	03	4203		-	-	-	-	-	-	-	-
Woven and braided narrow fabrics.....	03	44		-	-	-	-	-	-	-	-
Woven and braided narrow fabrics.....	03	4402	06/84	-	-	-	-	-	-	-	-
Nonwoven fabrics and felts.....	03	45		-	-	-	-	-	-	-	-
Nonwoven fabrics and felts.....	03	4503		-	-	-	-	-	-	-	-
Coated fabrics, not rubberized.....	03	46	06/85	-	-	-	-	-	-	-	-
Coated fabrics, not rubberized.....	03	4601	06/85	-	-	-	-	-	-	-	-
Screen printed textile materials, embroideries, and lace goods.....	03	47	06/85	222.384	222.533	222.965	223.186	221.856	0.2	0.1	-0.6
Screen printed textile and apparel materials and embroideries.....	03	4701	06/85	222.619	222.844	223.324	223.462	222.152	0.2	0.1	-0.6
Knit fabrics, finished in knitting mills.....			12/03	-	-	-	-	-	-	-	-
Weft (circular) knit fabrics, knit and finished in the same establishment (excluding hosiery).....			12/03	-	-	-	-	-	-	-	-
Warp knit goods, knit and finished in the same establishment.....			12/03	-	-	-	-	-	-	-	-
Apparel & other fabricated textile prods.....	03	8		-	-	-	-	-	-	-	-
Apparel.....	03	81		-	-	-	-	-	-	-	-
Miscellaneous apparel and accessories.....			12/83	-	-	-	-	-	-	-	-
Women's, girls', and infants' cut and sew apparel.....			12/03	-	-	-	-	-	-	-	-
Men's and boys' cut and sew apparel.....			12/03	-	-	-	-	-	-	-	-
Apparel made in knitting mills.....			12/03	-	-	-	-	-	-	-	-
Textile house furnishings.....	03	82		-	-	-	-	-	-	-	-
Textile house furnishings.....	03	8203	06/83	-	-	-	-	-	-	-	-
Industrial and other fabricated products.....				-	-	-	-	-	-	-	-
Industrial and other fabricated products.....	03	8303		-	-	-	-	-	-	-	-
Miscellaneous textile products/services.....	03	9	06/85	-	-	-	-	-	-	-	-
Miscellaneous textile products/services.....			09/18	-	-	-	-	-	-	-	-
Miscellaneous textile products/services.....			09/18	-	-	-	-	-	-	-	-
Hides and skins, incl. cattle.....	04	1		109.285	110.944	110.706	101.144	103.789	-0.2	-8.6	2.6
Hides and skins, incl. cattle.....	04	19	06/01	50.033	50.792	50.683	46.306	47.517	-0.2	-8.6	2.6
Hides, skins, and pelts, made in slaughtering plants.....	04	1901	06/01	50.033	50.792	50.683	46.306	47.517	-0.2	-8.6	2.6
Leather.....	04	2		204.132	202.029	200.771	201.448	200.705	-0.6	0.3	-0.4
Finished and unfinished leather.....	04	27	12/97	111.906	110.753	110.063	110.434	110.027	-0.6	0.3	-0.4
Finished and unfinished leather.....	04	2701	12/97	111.906	110.753	110.063	110.434	110.027	-0.6	0.3	-0.4
Footwear.....	04	3		251.539	251.340	250.573	250.730	250.492	-0.3	0.1	-0.1
Men's nonathletic footwear.....	04	31		294.281	293.824	292.590	292.473	292.118	-0.4	0.0	-0.1
Men's footwear (size 6 and larger), excluding athletic.....	04	3105	12/93	205.233	204.904	204.025	203.964	203.712	-0.4	0.0	-0.1
Women's nonathletic footwear.....	04	32		-	-	-	-	-	-	-	-
Women's footwear (size 4 and larger), excluding athletic.....	04	3205	12/93	-	-	-	-	-	-	-	-
Other footwear including slippers.....	04	39	12/02	-	-	-	-	-	-	-	-
Other footwear, excluding rubber and plastic soled footwear.....	04	3901	12/02	-	-	-	-	-	-	-	-
Other leather and related products.....	04	4		-	-	-	-	-	-	-	-
Luggage and small leather goods.....	04	41		-	-	-	-	-	-	-	-
Luggage and small leather goods.....	04	4101		-	-	-	-	-	-	-	-
Leather and leather-like goods, n.e.c.....	04	45	06/85	-	-	-	-	-	-	-	-
Leather and leather-like goods, n.e.c.....	04	4501	06/85	-	-	-	-	-	-	-	-
Coal.....	05	1		279.681	283.845	274.276	280.712	276.433	-3.4	2.3	-1.5
Coal.....	05	13		279.681	283.845	274.276	280.712	276.433	-3.4	2.3	-1.5
Coal.....	05	1301		279.681	283.845	274.276	280.712	276.433	-3.4	2.3	-1.5
Gas fuels.....				-	-	-	-	-	-	-	-
Natural gas.....				-	-	-	-	-	-	-	-
Natural gas.....				-	-	-	-	-	-	-	-
Liquefied petroleum gas.....	05	32		-	-	-	-	-	-	-	-
Liquefied petroleum gas.....				-	-	-	-	-	-	-	-
Electric power.....	05	4		265.835	266.024	268.313	267.384	271.432	0.9	-0.3	1.5
Residential electric power.....	05	41	12/90	224.625	224.512	226.535	226.659	227.805	0.9	0.1	0.5
Residential electric power.....	05	4121	12/90	224.625	224.512	226.535	226.659	227.805	0.9	0.1	0.5
Commercial electric power.....	05	42		251.045	251.486	253.366	252.254	257.776	0.7	-0.4	2.2
Commercial electric power.....	05	4221	12/90	219.745	220.116	221.768	220.780	225.629	0.8	-0.4	2.2
Industrial electric power.....	05	43		299.682	300.564	301.208	301.580	309.339	0.2	0.1	2.6
Industrial electric power.....	05	4321	12/90	251.968	252.737	253.293	253.563	260.116	0.2	0.1	2.6
Transportation electric power.....	05	46	12/10	128.639	129.803	132.047	132.978	133.308	1.7	0.7	0.2
Transportation electric power.....	05	4621	12/10	128.639	129.803	132.047	132.978	133.308	1.7	0.7	0.2
Utility natural gas.....	05	5	12/90	263.803	262.737	259.843	257.649	268.003	-1.1	-0.8	4.0
Residential natural gas.....	05	51	12/90	273.162	270.592	270.195	267.023	275.001	-0.1	-1.2	3.0
Residential natural gas.....	05	5121	12/90	273.162	270.592	270.195	267.023	275.001	-0.1	-1.2	3.0

See footnotes at end of table.

Table 8. Producer price indexes and percentage changes for selected commodity and service groupings and individual items, seasonally adjusted — Continued
 [November 2023, Index base 1982=100, unless otherwise indicated]

Title	Commodity code		Other index base	Seasonally adjusted index ¹					Seasonally adjusted 1-month percent change ¹		
	Group code	Item code		July 2023	Aug. 2023 ^P	Sept. 2023 ^P	Oct. 2023 ^P	Nov. 2023 ^P	Aug. to Sept. ^P	Sept. to Oct. ^P	Oct. to Nov. ^P
Commercial natural gas.....	05	52	12/90	251.825	251.541	247.006	252.382	265.374	-1.8	2.2	5.1
Commercial natural gas.....	05	5221	12/90	251.825	251.541	247.006	252.382	265.374	-1.8	2.2	5.1
Industrial natural gas.....	05	53	12/90	215.963	216.588	211.498	197.967	215.046	-2.4	-6.4	8.6
Industrial natural gas.....	05	5321	12/90	215.963	216.588	211.498	197.967	215.046	-2.4	-6.4	8.6
Natural gas to electric power.....	05	54	12/90	225.327	225.520	221.278	219.487	228.848	-1.9	-0.8	4.3
Natural gas to electric power.....	05	5421	12/90	225.327	225.520	221.278	219.487	228.848	-1.9	-0.8	4.3
Crude petroleum (domestic production).....	05	6		-	-	-	-	-	-	-	-
Crude petroleum (domestic production).....	05	61		-	-	-	-	-	-	-	-
Crude petroleum (domestic production).....	05	6101		-	-	-	-	-	-	-	-
Petroleum products, refined.....	05	7		265.921	327.978	341.877	303.379	297.588	4.2	-11.3	-1.9
Gasoline.....	05	71		242.273	287.634	302.334	255.589	245.099	5.1	-15.5	-4.1
Unleaded premium gasoline.....	05	7103		269.230	310.640	331.381	287.530	270.649	6.7	-13.2	-5.9
Unleaded regular gasoline.....	05	7104		235.756	282.131	295.601	247.273	238.214	4.8	-16.3	-3.7
Unleaded mid-premium gasoline.....	05	7105	12/87	405.521	510.156	535.661	445.682	434.754	5.0	-16.8	-2.5
Kerosene and jet fuels.....	05	72		-	-	-	-	-	-	-	-
Kerosene.....	05	7202		-	-	-	-	-	-	-	-
Jet fuel.....	05	7203		-	-	-	-	-	-	-	-
Light fuel oils.....	05	73		298.598	412.083	424.300	374.653	381.958	3.0	-11.7	1.9
Home heating oil and distillates.....	05	7302		248.505	300.105	327.175	290.885	267.770	9.0	-11.1	-7.9
No. 2 diesel fuel.....	05	7303		314.918	438.494	449.844	397.028	407.382	2.6	-11.7	2.6
Residual fuels (heavy fuel oils, incl. #5, #6, & other residual fuels).....	05	74		-	-	-	-	-	-	-	-
Residual fuels (heavy fuel oils, incl. #5, #6, & other residual fuels).....	05	7407	06/85	-	-	-	-	-	-	-	-
Finished lubricants.....				-	-	-	-	-	-	-	-
Lubricating and similar oils.....	05	7604	06/85	-	-	-	-	-	-	-	-
Lubricating oil base stocks.....			06/09	-	-	-	-	-	-	-	-
Lubricating oil base stocks.....			06/09	-	-	-	-	-	-	-	-
Asphalt and other petroleum and coal products, n.e.c.....	05	8	12/84	336.064	345.449	383.049	442.371	447.452	10.9	15.5	1.1
Asphalt and other petroleum and coal products, n.e.c.....	05	81	12/84	336.064	345.449	383.049	442.371	447.452	10.9	15.5	1.1
Asphalt.....	05	8102	06/85	243.691	243.787	255.943	261.999	267.715	5.0	2.4	2.2
Other petroleum and coal products, including coke oven products, n.e.c.....			12/84	-	-	-	-	-	-	-	-
Industrial chemicals.....	06	1		306.567	306.340	310.015	316.036	306.572	1.2	1.9	-3.0
Basic inorganic chemicals.....	06	13		-	-	-	-	-	-	-	-
Inorganic chemicals, other than alkalis and chlorine.....	06	1302		-	-	-	-	-	-	-	-
Alkalis and chlorine, including natural sodium carbonate and sulfate.....	06	1303		-	-	-	-	-	-	-	-
Basic organic chemicals.....	06	14		298.293	299.036	303.274	311.905	300.840	1.4	2.8	-3.5
Primary basic organic chemicals.....				-	-	-	-	-	-	-	-
Cyclic intermediate chemicals and dyes.....				-	-	-	-	-	-	-	-
Other basic organics.....	06	1403		307.345	309.347	311.406	312.834	299.543	0.7	0.5	-4.2
Paints and allied products.....	06	2		-	-	-	-	-	-	-	-
Prepared paint.....	06	21		-	-	-	-	-	-	-	-
Architectural coatings.....	06	2101		-	-	-	-	-	-	-	-
OEM finishes excluding marine coatings.....			06/83	-	-	-	-	-	-	-	-
Special purpose coatings, incl. marine, industrial & construction coatings.....	06	2103	06/83	-	-	-	-	-	-	-	-
Paint materials.....	06	22		-	-	-	-	-	-	-	-
Paint colors.....				-	-	-	-	-	-	-	-
Kaolin and ball clay.....	06	2204		-	-	-	-	-	-	-	-
Allied and miscellaneous paint products.....	06	23	06/83	-	-	-	-	-	-	-	-
Allied and miscellaneous paint products.....	06	2301	06/83	-	-	-	-	-	-	-	-
Drugs and pharmaceuticals.....	06	3		666.534	666.578	667.987	669.760	670.862	0.2	0.3	0.2
Medicinal and botanical chemicals, drugs, and other products.....	06	31		-	-	-	-	-	-	-	-
Medicinal and botanical chemicals, drugs, and other products.....			06/82	-	-	-	-	-	-	-	-
Veterinary pharmaceutical preparations.....				-	-	-	-	-	-	-	-
Pharmaceuticals for veterinary use.....			12/87	-	-	-	-	-	-	-	-
Biological products, including diagnostics.....	06	37		328.384	328.083	329.151	329.968	330.901	0.3	0.2	0.3
Biological products, excluding diagnostic, for veterinary, industrial, and all other misc. uses.....	06	3717	12/04	-	-	-	-	-	-	-	-
Diagnostics.....			06/09	-	-	-	-	-	-	-	-
Biological products, excluding diagnostic, for human use.....	06	3719	06/09	156.539	156.954	157.497	158.048	158.331	0.3	0.3	0.2
Pharmaceutical preparations.....	06	38	06/01	289.728	289.904	290.455	291.125	291.504	0.2	0.2	0.1
Pharmaceuticals affecting neoplasms, the endocrine system, & metabolic diseases.....	06	3801	06/01	314.868	315.197	315.671	316.083	316.537	0.2	0.1	0.1
Pharmaceuticals acting on the central nervous system and the sense organs.....	06	3802	06/01	342.898	344.787	346.267	347.226	347.806	0.4	0.3	0.2
Pharmaceuticals acting on the cardiovascular system.....	06	3803	06/01	448.216	448.887	449.600	449.365	449.944	0.2	-0.1	0.1
Pharmaceuticals acting on the respiratory system.....	06	3804	06/01	231.782	224.392	224.859	225.062	225.305	0.2	0.1	0.1
Pharmaceuticals acting on the digestive or the genito-urinary systems.....			06/01	-	-	-	-	-	-	-	-
Pharmaceuticals acting on the skin.....			06/01	-	-	-	-	-	-	-	-

See footnotes at end of table.

Table 8. Producer price indexes and percentage changes for selected commodity and service groupings and individual items, seasonally adjusted — Continued
 [November 2023, Index base 1982=100, unless otherwise indicated]

Title	Commodity code		Other index base	Seasonally adjusted index ¹					Seasonally adjusted 1-month percent change ¹		
	Group code	Item code		July 2023	Aug. 2023 ^P	Sept. 2023 ^P	Oct. 2023 ^P	Nov. 2023 ^P	Aug. to Sept. ^P	Sept. to Oct. ^P	Oct. to Nov. ^P
Vitamin, nutrient, and hematonic preparations.			06/01	-	-	-	-	-	-	-	-
Pharmaceuticals affecting parasitic and infective diseases.	06	3808	06/01	-	-	-	-	-	-	-	-
Fats and oils, inedible.	06	4		-	-	-	-	-	-	-	-
Fats and oils, inedible.	06	41		-	-	-	-	-	-	-	-
Fats and oils, inedible.	06	4101		-	-	-	-	-	-	-	-
Agricultural chemicals and chemical products.	06	5		273.974	280.728	278.055	282.806	284.908	-1.0	1.7	0.7
Mixed fertilizers.	06	51		-	-	-	-	-	-	-	-
Mixed fertilizers.	06	5105	06/86	-	-	-	-	-	-	-	-
Fertilizer materials.	06	52		271.467	284.267	287.179	303.125	312.566	1.0	5.6	3.1
Nitrogenates.	06	5201		318.749	325.883	324.244	341.990	356.180	-0.5	5.5	4.1
Phosphates.	06	5202		245.222	263.312	267.171	283.811	287.661	1.5	6.2	1.4
Other agricultural chemicals.	06	53		-	-	-	-	-	-	-	-
Other agricultural chemicals.	06	5301		-	-	-	-	-	-	-	-
Plastic resins and materials.	06	6		267.826	263.198	264.314	257.768	261.981	0.4	-2.5	1.6
Thermoplastic resins and plastics materials.	06	62		269.663	263.897	264.999	258.563	263.736	0.4	-2.4	2.0
Thermoplastic resins and plastics materials.	06	6212	12/03	187.388	183.381	184.147	179.675	183.269	0.4	-2.4	2.0
Thermosetting resins and plastics materials.	06	63		-	-	-	-	-	-	-	-
Thermosetting resins and plastics materials.	06		12/98	-	-	-	-	-	-	-	-
Other chemicals and allied products.	06	7		-	-	-	-	-	-	-	-
Soaps and detergents.				-	-	-	-	-	-	-	-
Soaps and other detergents.			06/83	-	-	-	-	-	-	-	-
Polish and other sanitation goods.			06/83	-	-	-	-	-	-	-	-
Polish and other sanitation goods.			06/83	-	-	-	-	-	-	-	-
Cosmetics and other toilet preparations.	06	75		-	-	-	-	-	-	-	-
Shaving preparations.	06	7502		-	-	-	-	-	-	-	-
Perfumes, toilet waters, and colognes.	06	7503		-	-	-	-	-	-	-	-
Hair preparations (including shampoos).	06	7504		-	-	-	-	-	-	-	-
Toothpastes, denture cleaners, and mouthwashes.				-	-	-	-	-	-	-	-
Creams, lotions, and oils, excluding shaving, hair, and deodorant.			06/99	-	-	-	-	-	-	-	-
Other cosmetics and toilet preparations.			06/99	-	-	-	-	-	-	-	-
Misc. chemical prod. and preparations.	06	79		-	-	-	-	-	-	-	-
Explosives and blasting accessories.	06	7902		282.349	281.744	283.609	283.532	284.046	0.7	0.0	0.2
Industrial gases.				-	-	-	-	-	-	-	-
Adhesives and sealants.	06	7904	12/83	-	-	-	-	-	-	-	-
Surface active agents.			12/83	-	-	-	-	-	-	-	-
Gum and wood chemicals, including wood distillation products.			06/84	-	-	-	-	-	-	-	-
Other miscellaneous chemical products.	06	7909		-	-	-	-	-	-	-	-
Rubber and rubber products.	07	1		-	-	-	-	-	-	-	-
Synthetic rubber, inc. styrene-butadiene rubber (SBR) and ethylene propylene.	07	11		-	-	-	-	-	-	-	-
Synthetic rubber.	07	1102		-	-	-	-	-	-	-	-
Tires, tubes, tread, & repair materials.	07	12		-	-	-	-	-	-	-	-
Tires.				-	-	-	-	-	-	-	-
Tread rubber, tire sundries, and repair materials.				-	-	-	-	-	-	-	-
Miscellaneous rubber products.	07	13		-	-	-	-	-	-	-	-
Rubber and plastics footwear, including athletic footwear.	07	1301		-	-	-	-	-	-	-	-
Rubber and plastic belts and belting.	07	1303		352.036	351.929	352.602	352.453	352.713	0.2	0.0	0.1
Rubber and plastics hose.	07	1304		-	-	-	-	-	-	-	-
Miscellaneous rubber products, n.e.c.	07	1306	06/83	-	-	-	-	-	-	-	-
Plastic products.	07	2		-	-	-	-	-	-	-	-
Plastic construction products.	07	21		-	-	-	-	-	-	-	-
Plastics construction products.	07	2106		-	-	-	-	-	-	-	-
Unsupported plastic film, sheet and other shapes.	07	22		-	-	-	-	-	-	-	-
Unsupported plastics film, sheet, and other shapes.	07	2205	12/82	-	-	-	-	-	-	-	-
Laminated plastic sheets, rods, and tubes.	07	23		-	-	-	-	-	-	-	-
Laminated plastics plates, sheet (except packaging), and shapes.	07	2304		-	-	-	-	-	-	-	-
Parts for manufacturing from plastics.				-	-	-	-	-	-	-	-
Parts for transportation equipment.				-	-	-	-	-	-	-	-
Other parts and components for manufacturing.				-	-	-	-	-	-	-	-
Foam components for furniture.	07	2603	12/82	-	-	-	-	-	-	-	-
Other plastic products.			12/82	-	-	-	-	-	-	-	-
Other plastics products.			12/82	-	-	-	-	-	-	-	-
Plastic packaging products.			12/06	-	-	-	-	-	-	-	-
Plastics packaging products.			12/06	-	-	-	-	-	-	-	-
Consumer, institutional, and commercial products, n.e.c.			12/06	-	-	-	-	-	-	-	-
All other consumer, institutional, and commercial products.			12/06	-	-	-	-	-	-	-	-

See footnotes at end of table.

Table 8. Producer price indexes and percentage changes for selected commodity and service groupings and individual items, seasonally adjusted — Continued
 [November 2023, Index base 1982=100, unless otherwise indicated]

Title	Commodity code		Other index base	Seasonally adjusted index ¹					Seasonally adjusted 1-month percent change ¹		
	Group code	Item code		July 2023	Aug. 2023 ^P	Sept. 2023 ^P	Oct. 2023 ^P	Nov. 2023 ^P	Aug. to Sept. ^P	Sept. to Oct. ^P	Oct. to Nov. ^P
Recyclable plastics.....	07	2C	12/11	84.171	81.043	77.455	81.035	—	-4.4	4.6	—
Recyclable plastics.....	07	2C01	12/11	84.171	81.043	77.455	81.035	—	-4.4	4.6	—
Lumber.....	08	1		278.740	260.173	265.683	255.941	248.183	2.1	-3.7	-3.0
Softwood lumber.....	08	11		290.356	274.258	277.762	269.760	254.131	1.3	-2.9	-5.8
Softwood cut stock and dimension.....	08	1105		257.830	251.065	255.225	247.976	242.787	1.7	-2.8	-2.1
Softwood lumber, not edge worked.....	08	1106	12/03	150.802	141.393	143.083	138.510	129.080	1.2	-3.2	-6.8
Softwood lumber, made from purchased lumber.....	08	1107	12/03	255.773	256.658	261.511	263.066	268.777	1.9	0.6	2.2
Hardwood lumber.....	08	12		—	—	—	—	—	—	—	—
Hardwood cut stock and dimension.....	08	1203		—	—	—	—	—	—	—	—
Hardwood flooring.....			06/84	—	—	—	—	—	—	—	—
Hardwood lumber, not edge worked.....	08	1205	12/03	—	—	—	—	—	—	—	—
Millwork.....	08	2		353.329	350.106	351.161	352.145	353.015	0.3	0.3	0.2
General millwork.....	08	21		332.017	329.487	329.602	330.786	332.223	0.0	0.4	0.4
General millwork.....	08	2101		332.017	329.487	329.602	330.786	332.223	0.0	0.4	0.4
Prefabricated structural members.....	08	22		—	—	—	—	—	—	—	—
Prefabricated structural members.....	08	2201		—	—	—	—	—	—	—	—
Plywood.....	08	3		—	—	—	—	—	—	—	—
Softwood veneer and plywood.....	08	31		—	—	—	—	—	—	—	—
Softwood veneer and plywood.....				—	—	—	—	—	—	—	—
Hardwood veneer and plywood.....			12/05	—	—	—	—	—	—	—	—
Hardwood veneer and plywood.....			12/05	—	—	—	—	—	—	—	—
Other wood products.....	08	4		215.942	215.712	215.602	213.029	213.112	-0.1	-1.2	0.0
Wood pallets and pallet containers, wood and metal combination.....	08	41		—	—	—	—	—	—	—	—
Wood pallets and pallet containers.....	08	4101		—	—	—	—	—	—	—	—
Wood boxes.....	08	42		—	—	—	—	—	—	—	—
Wood boxes.....	08	4201		—	—	—	—	—	—	—	—
Miscellaneous wood products.....	08	49		148.323	150.003	151.445	151.467	154.547	1.0	0.0	2.0
Wood ties, siding, shingles, and shakes, and contract sawing of logs owned by others.....			12/03	—	—	—	—	—	—	—	—
Sawn wood fence stock, wood lath, and contract resawing and planing.....			12/03	—	—	—	—	—	—	—	—
All other miscellaneous wood products.....	08	4909	06/84	231.288	233.122	235.780	235.767	241.714	1.1	0.0	2.5
Logs, bolts, timber, pulpwood and wood chips.....	08	5		—	—	—	—	—	—	—	—
Logs, bolts, timber, pulpwood and wood chips.....	08	51		—	—	—	—	—	—	—	—
Logs, bolts, timber, pulpwood and wood chips.....	08	5105	12/11	—	—	—	—	—	—	—	—
Prefabricated wood buildings & components.....	08	6	12/84	379.314	382.809	383.827	386.646	384.972	0.3	0.7	-0.4
Prefabricated wood buildings & components.....	08	61	12/84	379.314	382.809	383.827	386.646	384.972	0.3	0.7	-0.4
Prefabricated wood buildings and components.....	08	6101	12/84	379.314	382.809	383.827	386.646	384.972	0.3	0.7	-0.4
Treated wood and contract wood preserving.....	08	7	06/85	—	—	—	—	—	—	—	—
Treated wood and contract wood preserving.....	08	71	06/85	—	—	—	—	—	—	—	—
Treated wood.....	08	7101	06/85	—	—	—	—	—	—	—	—
Contract wood preservation.....	08	7102	06/85	—	—	—	—	—	—	—	—
Pulp, paper, and prod., ex. bldg. paper.....	09	1		—	—	—	—	—	—	—	—
Wood pulp.....	09	11		—	—	—	—	—	—	—	—
Wood pulp.....	09	1105	06/06	—	—	—	—	—	—	—	—
Recyclable paper.....	09	12		—	—	—	—	—	—	—	—
News and other low grade recyclable paper.....	09	1201		—	—	—	—	—	—	—	—
Corrugated recyclable paper.....	09	1203		—	—	—	—	—	—	—	—
High grade recyclable paper (including pulp substitutes and deinking).....	09	1207	12/86	—	—	—	—	—	—	—	—
Paper.....	09	13		—	—	—	—	—	—	—	—
Writing and printing papers.....	09	1301		—	—	—	—	—	—	—	—
Newsprint.....				—	—	—	—	—	—	—	—
Packaging and industrial converting paper.....	09	1303		—	—	—	—	—	—	—	—
All other coated and processed papers.....			12/82	—	—	—	—	—	—	—	—
Paperboard.....	09	14		—	—	—	—	—	—	—	—
Corrugated paperboard in sheets and rolls, lined and unlined.....	09	1405		—	—	—	—	—	—	—	—
Paperboard, excluding corrugated paperboard in sheets and rolls.....	09	1411	12/82	—	—	—	—	—	—	—	—
Converted paper and paperboard products.....	09	15		—	—	—	—	—	—	—	—
Sanitary paper products, including stock.....	09	1501		—	—	—	—	—	—	—	—
Paper, plastic, and foil bags.....	09	1502		—	—	—	—	—	—	—	—
Paper boxes and containers.....	09	1503		—	—	—	—	—	—	—	—
Other corrugated and solid fiber products, including containers, pallets, pads, etc.....	09	1504		—	—	—	—	—	—	—	—
Office supplies and accessories.....	09	1506		—	—	—	—	—	—	—	—
Fiber cans, tubes, and similar fiber products.....	09	1507		—	—	—	—	—	—	—	—
Molded pulp goods, including egg cartons, florists pots, food trays, etc.....			06/85	—	—	—	—	—	—	—	—
Miscellaneous converted paper and paperboard products.....	09	1509	12/84	—	—	—	—	—	—	—	—

See footnotes at end of table.

Table 8. Producer price indexes and percentage changes for selected commodity and service groupings and individual items, seasonally adjusted — Continued
 [November 2023, Index base 1982=100, unless otherwise indicated]

Title	Commodity code		Other index base	Seasonally adjusted index ¹					Seasonally adjusted 1-month percent change ¹		
	Group code	Item code		July 2023	Aug. 2023 ^P	Sept. 2023 ^P	Oct. 2023 ^P	Nov. 2023 ^P	Aug. to Sept. ^P	Sept. to Oct. ^P	Oct. to Nov. ^P
Pressure-sensitive products.....			12/82	-	-	-	-	-	-	-	-
Pressure-sensitive products.....			12/82	-	-	-	-	-	-	-	-
Building paper & building board mill prods.....	09	2		-	-	-	-	-	-	-	-
Hardboard, particleboard & fiberboard prods.....	09	22		-	-	-	-	-	-	-	-
Particleboard and fiberboard.....				-	-	-	-	-	-	-	-
Hardboard products.....			06/84	-	-	-	-	-	-	-	-
Publications, printed matter and printing material.....			06/09	-	-	-	-	-	-	-	-
Books printing.....	09	44	12/83	-	-	-	-	-	-	-	-
Books printing.....	09	4401	12/83	-	-	-	-	-	-	-	-
Manifold business forms printing.....			12/83	-	-	-	-	-	-	-	-
Manifold business forms printing.....			12/83	-	-	-	-	-	-	-	-
Commercial printing.....	09	47	06/82	-	-	-	-	-	-	-	-
Magazine and periodical printing.....	09	4701	06/82	-	-	-	-	-	-	-	-
Label and wrapper printing for packaging.....			06/82	-	-	-	-	-	-	-	-
Catalog and directory printing.....	09	4703	06/82	-	-	-	-	-	-	-	-
Advertising printing.....	09	4705	06/82	-	-	-	-	-	-	-	-
Other general job printing.....	09	4706	06/82	-	-	-	-	-	-	-	-
Other commercial printing, incl. screen, engraving, digital, & general job exc. labels/wrappers.....			12/88	-	-	-	-	-	-	-	-
Blankbooks, binders, and bookbinding work.....	09	48	06/85	-	-	-	-	-	-	-	-
Tradebinding and related work.....	09	4802	12/85	-	-	-	-	-	-	-	-
Services for the printing trade.....	09	49	06/85	-	-	-	-	-	-	-	-
Prepress services, including platemaking.....	09	4905	12/03	-	-	-	-	-	-	-	-
Iron and steel.....	10	1		330.292	331.186	326.823	322.678	324.989	-1.3	-1.3	0.7
Iron ores.....	10	11		-	-	-	-	-	-	-	-
Iron ores.....	10	1105	12/97	-	-	-	-	-	-	-	-
Iron and steel scrap.....	10	12		559.513	575.740	580.333	584.946	629.718	0.8	0.8	7.7
Carbon steel scrap.....	10	1211	12/86	518.003	536.478	540.379	542.645	586.228	0.7	0.4	8.0
Stainless and other alloy steel scrap.....	10	1212	12/86	-	-	-	-	-	-	-	-
Cast iron scrap.....	10	1213	12/86	279.373	288.527	280.885	285.402	294.116	-2.6	1.6	3.1
Other ferrous scrap.....	10	1215	06/06	-	-	-	-	-	-	-	-
Foundry and forge shop products.....	10	15		-	-	-	-	-	-	-	-
Pressure and soil pipe and fittings, cast iron.....	10	1502		-	-	-	-	-	-	-	-
Other gray and ductile iron castings.....	10	1504		-	-	-	-	-	-	-	-
Standard and pearlitic malleable iron castings.....	10	1505		-	-	-	-	-	-	-	-
Steel investment castings.....	10	1506		-	-	-	-	-	-	-	-
Carbon steel castings, except investment.....	10	1507		-	-	-	-	-	-	-	-
High alloy steel castings, excluding investment.....	10	1508		-	-	-	-	-	-	-	-
Other alloy steel castings, except investment.....	10	1509		-	-	-	-	-	-	-	-
Other forge shop products.....	10	1513	06/82	-	-	-	-	-	-	-	-
Steel mill products.....	10	17		-	-	-	-	-	-	-	-
Semifinished steel mill products.....	10	1702	06/82	445.979	447.883	447.436	445.224	449.092	-0.1	-0.5	0.9
Hot rolled steel bars, plates, and structural shapes.....	10	1704	06/82	290.754	292.869	289.768	289.792	288.832	-1.1	0.0	-0.3
Steel wire.....	10	1705	06/82	-	-	-	-	-	-	-	-
Steel pipe and tube.....	10	1706	06/82	-	-	-	-	-	-	-	-
Cold rolled steel sheet and strip.....	10	1707	06/82	-	-	-	-	-	-	-	-
Cold finished steel bars and bar shapes.....	10	1708	06/82	-	-	-	-	-	-	-	-
Electrometallurgical ferroalloy products.....	10	1712	12/17	135.090	136.048	133.292	130.791	126.944	-2.0	-1.9	-2.9
Nonferrous metals.....	10	2		325.131	322.386	321.400	320.424	320.046	-0.3	-0.3	-0.1
Nonferrous metal ores.....			12/83	-	-	-	-	-	-	-	-
Other metal ores.....			12/03	-	-	-	-	-	-	-	-
Primary nonferrous metals.....	10	22		-	-	-	-	-	-	-	-
Primary nonferrous metals.....				-	-	-	-	-	-	-	-
Nonferrous scrap.....	10	23		445.819	446.614	443.404	438.781	436.578	-0.7	-1.0	-0.5
Copper base scrap.....	10	2301		-	-	-	-	-	-	-	-
Aluminum base scrap.....	10	2302		252.925	253.584	253.820	257.688	267.027	0.1	1.5	3.6
Other nonferrous scrap (including lead, zinc and precious metals).....	10	2303		-	-	-	-	-	-	-	-
Secondary nonferrous metals.....	10	24		-	-	-	-	-	-	-	-
Secondary aluminum.....	10	2402		-	-	-	-	-	-	-	-
Secondary copper, alloyed and unalloyed.....	10	2403		-	-	-	-	-	-	-	-
Secondary precious metals.....				-	-	-	-	-	-	-	-
All other miscellaneous secondary nonferrous metals, including lead and zinc.....			06/11	-	-	-	-	-	-	-	-
Nonferrous mill shapes.....	10	25		-	-	-	-	-	-	-	-
Aluminum mill shapes.....				-	-	-	-	-	-	-	-
Copper and brass mill shapes.....	10	2502		-	-	-	-	-	-	-	-
Nickel and nickel-base alloy mill shapes.....	10	2504		-	-	-	-	-	-	-	-

See footnotes at end of table.

Table 8. Producer price indexes and percentage changes for selected commodity and service groupings and individual items, seasonally adjusted — Continued
 [November 2023, Index base 1982=100, unless otherwise indicated]

Title	Commodity code		Other index base	Seasonally adjusted index ¹					Seasonally adjusted 1-month percent change ¹		
	Group code	Item code		July 2023	Aug. 2023 ^P	Sept. 2023 ^P	Oct. 2023 ^P	Nov. 2023 ^P	Aug. to Sept. ^P	Sept. to Oct. ^P	Oct. to Nov. ^P
Titanium and titanium-base alloy mill shapes.....				-	-	-	-	-	-	-	-
Other nonferrous mill shapes.....				-	-	-	-	-	-	-	-
Nonferrous wire and cable.....	10	26		-	-	-	-	-	-	-	-
Nonferrous wire and cable.....			12/82	-	-	-	-	-	-	-	-
Nonferrous forge shop products.....	10	27	12/83	214.474	214.573	214.405	217.304	217.839	-0.1	1.4	0.2
Nonferrous forge shop products.....	10	2701	12/83	214.474	214.573	214.405	217.304	217.839	-0.1	1.4	0.2
Nonferrous foundry shop products.....	10	28		276.865	277.623	277.129	278.736	277.576	-0.2	0.6	-0.4
Aluminum castings.....	10	2802		232.490	233.292	233.140	233.315	232.424	-0.1	0.1	-0.4
Castings, nonferrous (except aluminum).....			12/11	-	-	-	-	-	-	-	-
Metal containers.....	10	3		-	-	-	-	-	-	-	-
Metal cans and can components.....	10	31		-	-	-	-	-	-	-	-
Steel cans and tinware end products.....	10	3102		-	-	-	-	-	-	-	-
Aluminum cans and can components.....	10	3103		-	-	-	-	-	-	-	-
Barrels, drums, pails and other metal containers.....	10	32		-	-	-	-	-	-	-	-
Barrels, drums, pails and other metal containers.....	10	3201		-	-	-	-	-	-	-	-
Hardware.....	10	4		-	-	-	-	-	-	-	-
Hardware, n.e.c.....	10	41		-	-	-	-	-	-	-	-
Builders' hardware.....	10	4101		-	-	-	-	-	-	-	-
Transportation equipment hardware.....				-	-	-	-	-	-	-	-
Furniture hardware.....				-	-	-	-	-	-	-	-
Other miscellaneous hardware.....			06/85	-	-	-	-	-	-	-	-
Hand and edge tools.....	10	42		-	-	-	-	-	-	-	-
Hand and edge tools.....	10	4201		-	-	-	-	-	-	-	-
Plumbing fixtures and fittings.....	10	5		335.362	336.244	336.305	336.503	338.641	0.0	0.1	0.6
Plumbing fixture fittings and trim.....	10	54		394.781	396.357	398.636	399.758	400.300	0.6	0.3	0.1
Plumbing fixtures, fittings, and trim.....	10	5402		394.557	396.108	398.369	399.392	399.885	0.6	0.3	0.1
Enameled iron & metal sanitary ware.....	10	56	12/86	-	-	-	-	-	-	-	-
Enameled iron and metal sanitary ware.....	10	5601	12/86	-	-	-	-	-	-	-	-
Heating equipment.....	10	6		-	-	-	-	-	-	-	-
Steam and hot water equipment.....	10	61		-	-	-	-	-	-	-	-
Steam and hot water equipment.....	10	6101		-	-	-	-	-	-	-	-
Furnaces and heaters, including parts.....	10	62		-	-	-	-	-	-	-	-
Furnaces and heaters, including parts.....	10	6201		-	-	-	-	-	-	-	-
Other heating equipment, non-electric, including parts.....	10	63		368.736	370.948	373.757	373.100	370.705	0.8	-0.2	-0.6
Other heating equipment, non-electric, including parts.....	10	6301		368.736	370.948	373.757	373.100	370.705	0.8	-0.2	-0.6
Domestic heating stoves.....	10	64		-	-	-	-	-	-	-	-
Domestic heating stoves.....	10	6401		-	-	-	-	-	-	-	-
Domestic water heaters.....	10	66		-	-	-	-	-	-	-	-
Domestic water heaters.....	10	6601		-	-	-	-	-	-	-	-
Fabricated structural metal products.....	10	7		362.053	362.263	363.786	366.563	367.775	0.4	0.8	0.3
Metal doors, sash, and trim.....	10	71		-	-	-	-	-	-	-	-
Metal doors and frames (except storm).....	10	7102	06/83	-	-	-	-	-	-	-	-
Metal windows (except storm sash).....			06/83	-	-	-	-	-	-	-	-
Metal molding and trim and store fronts.....			06/83	-	-	-	-	-	-	-	-
Metal combination screen, storm sash, and storm doors.....			06/83	-	-	-	-	-	-	-	-
Metal window and door screens (except combination screens) and metal weather strip.....			05/16	-	-	-	-	-	-	-	-
Metal tanks.....	10	72		-	-	-	-	-	-	-	-
Metal tanks.....	10	7201		-	-	-	-	-	-	-	-
Sheet metal products.....	10	73		-	-	-	-	-	-	-	-
Sheet metal products.....	10	7301		-	-	-	-	-	-	-	-
Structural, architectural, and pre-engineered metal products.....	10	74		357.120	356.148	357.040	360.831	363.480	0.3	1.1	0.7
Fabricated structural metal.....	10	7405		357.836	357.880	360.700	369.872	372.445	0.8	2.5	0.7
Custom roll form products.....	10	7407		-	-	-	-	-	-	-	-
Ornamental and architectural metal work.....			12/83	-	-	-	-	-	-	-	-
Fabricated metal pipe, tube, and fittings.....			12/11	-	-	-	-	-	-	-	-
Heat exchangers and steam condensers.....				-	-	-	-	-	-	-	-
Heat exchangers and steam condensers.....	10	7501		-	-	-	-	-	-	-	-
Fabricated steel plate.....	10	76		-	-	-	-	-	-	-	-
Fabricated steel plate.....	10	7601		-	-	-	-	-	-	-	-
Prefabricated metal buildings.....	10	79		-	-	-	-	-	-	-	-
Prefabricated metal building systems (excl. farm service bldgs, residential bldgs, and parts).....	10	7901		-	-	-	-	-	-	-	-
Farm service buildings and other prefabricated and portable buildings, steel and aluminum.....	10	7902		-	-	-	-	-	-	-	-
Panels, parts, and sections for prefabricated buildings, steel and aluminum.....				-	-	-	-	-	-	-	-

See footnotes at end of table.

Table 8. Producer price indexes and percentage changes for selected commodity and service groupings and individual items, seasonally adjusted — Continued
 [November 2023, Index base 1982=100, unless otherwise indicated]

Title	Commodity code		Other index base	Seasonally adjusted index ¹					Seasonally adjusted 1-month percent change ¹		
	Group code	Item code		July 2023	Aug. 2023 ^P	Sept. 2023 ^P	Oct. 2023 ^P	Nov. 2023 ^P	Aug. to Sept. ^P	Sept. to Oct. ^P	Oct. to Nov. ^P
Miscellaneous metal products.....	10	8		-	-	-	-	-	-	-	-
Bolts, nuts, screws, rivets, and washers.....	10	81		-	-	-	-	-	-	-	-
Externally threaded fasteners, except aircraft types.....			06/82	-	-	-	-	-	-	-	-
Internally threaded fasteners, except aircraft types.....			06/82	-	-	-	-	-	-	-	-
Nonthreaded metal fasteners, except aircraft types.....			06/82	-	-	-	-	-	-	-	-
Aircraft fasteners, except plastics (including aerospace).....			06/82	-	-	-	-	-	-	-	-
Formed products, except fasteners, made by cold-, warm-, or hot-heading processes.....			06/82	-	-	-	-	-	-	-	-
Lighting fixtures.....	10	83		-	-	-	-	-	-	-	-
Residential electric lighting fixtures, except portable.....				-	-	-	-	-	-	-	-
Commercial, institutional and industrial electric lighting fixtures.....	10	8303		-	-	-	-	-	-	-	-
Other lighting equipment.....	10	8305		-	-	-	-	-	-	-	-
Ammunition, except for small arms.....			12/85	-	-	-	-	-	-	-	-
Ammunition, except for small arms.....			12/85	-	-	-	-	-	-	-	-
Ordnance and ordnance accessories, n.e.c.....			12/85	-	-	-	-	-	-	-	-
Ordnance and ordnance accessories, n.e.c.....			12/85	-	-	-	-	-	-	-	-
Fabricated ferrous wire products.....	10	88		-	-	-	-	-	-	-	-
Ferrous wire rope, cable, forms and strand.....			06/82	-	-	-	-	-	-	-	-
Ferrous wire cloth, other woven wire products.....	10	8807		-	-	-	-	-	-	-	-
Other fabricated ferrous wire products.....	10	8809		-	-	-	-	-	-	-	-
Steel nails, staples, tacks, spikes and brads.....			06/09	-	-	-	-	-	-	-	-
Other miscellaneous metal products.....	10	89		-	-	-	-	-	-	-	-
Wire springs.....				-	-	-	-	-	-	-	-
Other metal products.....	10	8905		-	-	-	-	-	-	-	-
Metal stampings n.e.c.....			06/84	-	-	-	-	-	-	-	-
Metal foil and leaf.....			12/84	-	-	-	-	-	-	-	-
Heavy gauge springs.....	10	8909		-	-	-	-	-	-	-	-
Heavy gauge springs.....			06/04	-	-	-	-	-	-	-	-
Agricultural machinery and equipment.....	11	1		317.725	318.194	319.152	318.706	316.664	0.3	-0.1	-0.6
Agricultural machinery and equipment.....	11	14	12/02	198.913	199.187	199.791	199.538	198.231	0.3	-0.1	-0.7
Commercial turf and grounds care equipment, including parts and attachments.....	11	1401	12/02	-	-	-	-	-	-	-	-
Farm plows, harrows, rollers, pulverizers, etc., and attachments.....			12/02	-	-	-	-	-	-	-	-
Farm dairy equipment, sprayers and dusters, farm blowers, and attachments.....			12/02	-	-	-	-	-	-	-	-
Planting, seeding, and fertilizing machinery and attachments.....	11	1405	12/02	-	-	-	-	-	-	-	-
Harvesting machinery (except hay and straw) and attachments.....	11	1406	12/82	-	-	-	-	-	-	-	-
Haying machinery and attachments.....	11	1407	12/82	336.686	334.848	331.316	330.546	330.939	-1.1	-0.2	0.1
All other farm machinery and equipment, excluding parts, including attachments.....			12/02	-	-	-	-	-	-	-	-
Parts for farm machinery, for sale separately.....			12/02	-	-	-	-	-	-	-	-
Construction machinery and equipment.....	11	2		-	-	-	-	-	-	-	-
Tractors and attachments, ex. parts.....			12/99	-	-	-	-	-	-	-	-
Construction machinery for mounting (excluding parts, winches, snow clearing attachments).....			12/99	-	-	-	-	-	-	-	-
Tractor shovel loaders (skid steer, wheel, crawler, and integral design backhoes).....	11	2A04		-	-	-	-	-	-	-	-
Construction wheel and crawler tractors, dozers, self-propelled log skidders, etc.....			12/03	-	-	-	-	-	-	-	-
Power cranes, draglines, & shovels (excavators) (incl. surface mining equipment) (excl. parts).....	11	2B	12/99	-	-	-	-	-	-	-	-
Power cranes, draglines, & shovels (excavators) (incl. surface mining equip.) (excluding parts).....	11	2B05	12/99	-	-	-	-	-	-	-	-
Mixers, pavers, and related equipment (excluding parts).....	11	2C		-	-	-	-	-	-	-	-
Mixers, pavers, and related equipment (excluding parts).....	11	2C01		-	-	-	-	-	-	-	-
Off-highway, equipment, ex. parts.....			12/99	-	-	-	-	-	-	-	-
Graders, rollers & compactors, rough-terrain forklifts, scrapers, trenchers, etc. (excl. parts).....			12/03	-	-	-	-	-	-	-	-
Misc. construction machinery and equipment.....	11	2J	12/05	-	-	-	-	-	-	-	-
Winches, aerial work platforms, and automotive wrecker hoists, including parts and attachments.....			12/05	-	-	-	-	-	-	-	-
Other construction machinery and equipment (excluding parts).....	11	2J03	12/03	-	-	-	-	-	-	-	-
Parts for construction machinery and equipment, sold separately.....			12/99	-	-	-	-	-	-	-	-
Parts for construction machinery and equipment, sold separately.....			12/99	-	-	-	-	-	-	-	-
Metalworking machinery and equipment.....	11	3		240.495	241.566	242.853	243.232	244.616	0.5	0.2	0.6
Power-driven handtools, including parts and attachments.....	11	32		238.119	239.041	239.626	238.513	239.197	0.2	-0.5	0.3
Power-driven handtools, including parts and attachments.....	11	3211	12/04	162.203	162.839	163.238	162.443	162.903	0.2	-0.5	0.3
Welding machines and equipment.....	11	33		394.162	395.017	395.375	398.022	398.586	0.1	0.7	0.1
Arc welding machines, components, and accessories, excluding electrodes and stud welding equip.....	11	3301		427.068	426.693	427.884	430.110	431.749	0.3	0.5	0.4
Resistance welders, components, accessories, and electrodes.....				-	-	-	-	-	-	-	-

See footnotes at end of table.

Table 8. Producer price indexes and percentage changes for selected commodity and service groupings and individual items, seasonally adjusted — Continued
 [November 2023, Index base 1982=100, unless otherwise indicated]

Title	Commodity code		Other index base	Seasonally adjusted index ¹					Seasonally adjusted 1-month percent change ¹		
	Group code	Item code		July 2023	Aug. 2023 ^P	Sept. 2023 ^P	Oct. 2023 ^P	Nov. 2023 ^P	Aug. to Sept. ^P	Sept. to Oct. ^P	Oct. to Nov. ^P
Gas welding and cutting equipment, parts, attachments, and accessories. . .	11	3304		-	-	-	-	-	-	-	-
Other welding equipment, components, and accessories (excluding arc, resistance, and gas)			12/00	-	-	-	-	-	-	-	-
Industrial process furnaces and ovens.	11	34		-	-	-	-	-	-	-	-
Industrial process furnaces and ovens, except parts and attachments.	11	3407	12/04	-	-	-	-	-	-	-	-
Parts and attachments for industrial process furnaces and ovens.			06/11	-	-	-	-	-	-	-	-
Cutting tools and accessories.	11	35		-	-	-	-	-	-	-	-
Small cutting tools.	11	3501		-	-	-	-	-	-	-	-
Other machine tool attachments and accessories.	11	3505	06/83	274.097	274.394	275.593	276.004	279.026	0.4	0.1	1.1
Abrasive products.	11	36		-	-	-	-	-	-	-	-
Nonmetallic sized grains, powders, and flour abrasives (incl. graded only)				-	-	-	-	-	-	-	-
Nonmetallic abrasive products (including diamond abrasives)	11	3603		-	-	-	-	-	-	-	-
Nonmetallic coated abrasive products and buffing wheels, polishing wheels, and laps.	11	3605		-	-	-	-	-	-	-	-
Metal cutting machine tools.	11	37		-	-	-	-	-	-	-	-
Other metal-cutting machine tools.			12/09	-	-	-	-	-	-	-	-
Metal machining centers.			12/09	-	-	-	-	-	-	-	-
Rebuilt metal-cutting machine tools and parts for metal-cutting machine tools.			12/02	-	-	-	-	-	-	-	-
Metal forming machine tools.	11	38		274.478	274.620	296.182	297.128	296.920	7.9	0.3	-0.1
Metal-forming machine tools (except rebuilt and parts)	11	3826	12/09	136.692	136.792	153.140	153.653	153.698	12.0	0.3	0.0
Rebuilt metal-forming machine tools and parts for metal-forming machine tools.			12/02	-	-	-	-	-	-	-	-
Tools, dies, jigs, fixtures & ind. molds.				-	-	-	-	-	-	-	-
Special tools, dies, jigs, and fixtures.				-	-	-	-	-	-	-	-
Industrial molds and mold boxes.				-	-	-	-	-	-	-	-
Metalworking machinery n. e. c.			06/83	-	-	-	-	-	-	-	-
Rolling mill and other metalworking machinery, including assembly machines.			09/23	-	-	-	-	-	-	-	-
General purpose machinery and equipment.	11	4		328.502	329.766	331.582	333.502	334.202	0.6	0.6	0.2
Pumps, compressors, and equipment.	11	41		355.499	357.380	356.143	357.442	358.511	-0.3	0.4	0.3
Industrial pumps, except hydraulic fluid power pumps.	11	4102		377.205	378.234	373.738	373.969	376.228	-1.2	0.1	0.6
Parts and attachments for air and gas compressors and vacuum pumps.	11	4107	06/84	-	-	-	-	-	-	-	-
Domestic water systems.	11	4113	12/03	-	-	-	-	-	-	-	-
Air and gas compressors and vacuum pumps.	11	4115	06/05	-	-	-	-	-	-	-	-
Other pumps, including parts and attachments.	11	4119	12/83	-	-	-	-	-	-	-	-
Elevators, escalators, and other lifts.	11	42		-	-	-	-	-	-	-	-
Elevators and moving stairways.				-	-	-	-	-	-	-	-
Parts and attachments for elevators and moving stairs (sold separately)	11	4202		-	-	-	-	-	-	-	-
Fluid power equipment.	11	43		360.173	359.263	362.247	370.417	365.313	0.8	2.3	-1.4
Fluid power pumps and parts.	11	4301		289.434	289.238	292.333	292.979	293.615	1.1	0.2	0.2
Fluid power valves.	11	4302		-	-	-	-	-	-	-	-
Fluid power cylinders, actuators, accumulators, cushions, & parts.	11	4303		-	-	-	-	-	-	-	-
Fluid power hose and tube fittings.				-	-	-	-	-	-	-	-
Parts for fluid power valves.	11	4305	06/91	-	-	-	-	-	-	-	-
Industrial material handling equipment.	11	44		-	-	-	-	-	-	-	-
Conveying equipment, except parts and accessories.	11	4402		-	-	-	-	-	-	-	-
Industrial trucks, trailers, and stackers.	11	4403		-	-	-	-	-	-	-	-
Hoists, overhead cranes, and monorail systems.	11	4404		-	-	-	-	-	-	-	-
Parts and accessories for conveyors and conveying systems.			09/18	-	-	-	-	-	-	-	-
Mechanical power transmission equipment.	11	45		-	-	-	-	-	-	-	-
Speed changers, drives, gears.	11	4501		-	-	-	-	-	-	-	-
Other power transmission equipment.	11	4502	12/84	-	-	-	-	-	-	-	-
Scales and balances.	11	46		-	-	-	-	-	-	-	-
Vehicle and industrial scales.	11	4611	12/91	-	-	-	-	-	-	-	-
Retail, commercial, household, and mailing scales and balances.	11	4612	12/91	-	-	-	-	-	-	-	-
Parts, attachments, and accessories for scales and balances.	11	4613	12/91	-	-	-	-	-	-	-	-
Air purification equipment and industrial and commercial fans and blowers.	11	47		299.603	299.034	299.957	299.400	300.737	0.3	-0.2	0.4
Fan, blower, air purification equipment.	11	4701		299.603	299.034	299.957	299.400	300.737	0.3	-0.2	0.4
Air conditioning and refrigeration equip.	11	48		291.287	292.755	293.485	294.727	296.977	0.2	0.4	0.8
Unitary air-conditioners, except air source heat pumps.				-	-	-	-	-	-	-	-
Commercial refrigeration equipment.	11	4803		404.026	406.986	410.351	409.797	412.391	0.8	-0.1	0.6
All other miscellaneous refrigeration and air-conditioning equipment.	11	4806		-	-	-	-	-	-	-	-
Heat transfer equipment, including heat pumps.	11	4807	12/11	170.915	170.629	171.029	172.465	173.909	0.2	0.8	0.8
Parts and accessories for air conditioning and heat transfer equipment.	11	4809	12/89	-	-	-	-	-	-	-	-
Refrigeration condensing units.			01/19	-	-	-	-	-	-	-	-
Miscellaneous general purpose equipment.	11	49		361.474	363.348	368.407	369.006	371.068	1.4	0.2	0.6
Metal valves, except fluid power.	11	4902	12/82	434.166	436.674	437.746	442.477	443.627	0.2	1.1	0.3
Metal pipe fittings, flanges, and unions.			12/82	-	-	-	-	-	-	-	-

See footnotes at end of table.

Table 8. Producer price indexes and percentage changes for selected commodity and service groupings and individual items, seasonally adjusted — Continued
 [November 2023, Index base 1982=100, unless otherwise indicated]

Title	Commodity code		Other index base	Seasonally adjusted index ¹					Seasonally adjusted 1-month percent change ¹		
	Group code	Item code		July 2023	Aug. 2023 ^P	Sept. 2023 ^P	Oct. 2023 ^P	Nov. 2023 ^P	Aug. to Sept. ^P	Sept. to Oct. ^P	Oct. to Nov. ^P
Ball and roller bearings.....	11	4905		-	-	-	-	-	-	-	-
Industrial patterns.....	11	4907	12/84	-	-	-	-	-	-	-	-
Filters and strainers.....	11	4908	12/84	-	-	-	-	-	-	-	-
Other miscellaneous general purpose equipment.....	11	4911	12/84	257.436	261.475	261.652	260.849	261.884	0.1	-0.3	0.4
Electronic computers and computer equipment.....			02/23	-	-	-	-	-	-	-	-
Electronic computers.....			02/23	-	-	-	-	-	-	-	-
Electronic computers.....			02/23	-	-	-	-	-	-	-	-
Computer storage devices.....			12/04	-	-	-	-	-	-	-	-
Computer storage devices (except parts, attachments and accessories).....			12/04	-	-	-	-	-	-	-	-
Computer peripheral equipment and parts.....			12/98	-	-	-	-	-	-	-	-
Parts, attachments, and accessories for computer terminals and peripherals.....			12/98	-	-	-	-	-	-	-	-
Computer terminals (including POS and funds-transfer devices) and other computer peripherals.....			06/99	-	-	-	-	-	-	-	-
Special industry machinery and equipment.....	11	6		278.368	278.354	278.993	278.782	278.897	0.2	-0.1	0.0
Food products machinery.....	11	61		369.103	370.451	370.573	372.450	372.190	0.0	0.5	-0.1
Dairy and milk products plant machinery and equipment.....				-	-	-	-	-	-	-	-
Commercial food products machinery (except packaging and cooking equipment).....	11	6104		-	-	-	-	-	-	-	-
Industrial food products machinery for processing foods, beverages, & animal & fowl feed.....	11	6105	12/83	382.961	383.622	383.633	385.820	387.195	0.0	0.6	0.4
Textile machinery and equipment.....	11	62		-	-	-	-	-	-	-	-
Textile machinery (except parts, attachments, and accessories).....	11	6212	06/86	-	-	-	-	-	-	-	-
Textile machinery parts and attachments.....				-	-	-	-	-	-	-	-
Sawmill and woodworking machinery.....	11	63		-	-	-	-	-	-	-	-
Sawmill and woodworking machinery.....			12/04	-	-	-	-	-	-	-	-
Paper industries machinery.....	11	64	06/82	-	-	-	-	-	-	-	-
Paper industries machinery.....	11	6401	06/82	-	-	-	-	-	-	-	-
Printing trades machinery and equipment.....				-	-	-	-	-	-	-	-
Other printing machinery and equipment.....			12/82	-	-	-	-	-	-	-	-
Other special industry machinery.....	11	66		258.597	258.325	259.491	258.078	258.176	0.5	-0.5	0.0
Plastics and rubber working machinery.....				-	-	-	-	-	-	-	-
Miscellaneous special industry machinery.....	11	6606		252.781	252.472	253.805	252.199	252.310	0.5	-0.6	0.0
Packing, packaging, and bottling machinery and parts.....	11	67		-	-	-	-	-	-	-	-
Packing, packaging, and bottling machinery and parts.....			06/06	-	-	-	-	-	-	-	-
Service industry machinery and parts.....	11	68	06/82	-	-	-	-	-	-	-	-
Service industry machinery and parts.....	11	6801	06/82	-	-	-	-	-	-	-	-
Electrical machinery and equipment.....	11	7		134.123	134.443	134.466	134.583	134.797	0.0	0.1	0.2
Wiring devices.....	11	71		-	-	-	-	-	-	-	-
Current-carrying wiring devices.....	11	7101		-	-	-	-	-	-	-	-
Noncurrent-carrying wiring devices.....				-	-	-	-	-	-	-	-
Integrating and measuring instruments.....	11	72		-	-	-	-	-	-	-	-
Test equipment for electrical, radio, & communication circuits & motors.....			12/83	-	-	-	-	-	-	-	-
Motors, generators, motor generator sets.....	11	73		-	-	-	-	-	-	-	-
Fractional horsepower motors and generators.....	11	7303	06/83	216.882	217.255	216.404	216.681	216.709	-0.4	0.1	0.0
Integral horsepower motors and generators (excluding land transportation types).....	11	7304	06/83	-	-	-	-	-	-	-	-
Parts and supplies for motors and generators.....			06/83	-	-	-	-	-	-	-	-
Other motors and generators.....	11	7311	06/06	-	-	-	-	-	-	-	-
Transformers and power regulators.....	11	74		-	-	-	-	-	-	-	-
Power and distribution transformers, except parts.....			12/99	-	-	-	-	-	-	-	-
Other transformers and parts for transformers.....			12/99	-	-	-	-	-	-	-	-
Switchgear, switchboard, industrial controls equipment.....	11	75		-	-	-	-	-	-	-	-
Industrial controls and related parts and accessories.....	11	7507		-	-	-	-	-	-	-	-
Switchgear and switchboard apparatus.....			06/05	-	-	-	-	-	-	-	-
Communications and related equipment and miscellaneous electronic systems & equipment.....	11	76	12/85	131.461	131.633	131.719	131.867	132.171	0.1	0.1	0.2
Telephone and wireline data networking equipment.....	11	7601	12/85	-	-	-	-	-	-	-	-
Other communications and related equipment, including broadcast and wireless.....	11	7603	06/13	109.286	109.389	109.516	109.797	110.234	0.1	0.3	0.4
Electronic systems and equipment, n.e.c.....			12/03	-	-	-	-	-	-	-	-
Search, detection, navigation & guidance systems and equipment.....	11	7606	06/04	161.866	162.102	162.128	162.125	162.903	0.0	0.0	0.5
Electric lamp bulbs, tubes, and components.....	11	77		-	-	-	-	-	-	-	-
Electric lamp bulbs, tubes, and components.....			12/04	-	-	-	-	-	-	-	-
Electronic components and accessories.....	11	78		67.724	67.910	67.871	67.840	67.887	-0.1	0.0	0.1
Relays for electronic circuitry, industrial control overload, and switchgear type.....	11	7821		-	-	-	-	-	-	-	-
Switches, mechanical, for electronic circuitry.....	11	7822	06/82	-	-	-	-	-	-	-	-
Connectors for electronic circuitry.....	11	7824		252.788	256.053	256.514	256.632	258.186	0.2	0.0	0.6

See footnotes at end of table.

Table 8. Producer price indexes and percentage changes for selected commodity and service groupings and individual items, seasonally adjusted — Continued
 [November 2023, Index base 1982=100, unless otherwise indicated]

Title	Commodity code		Other index base	Seasonally adjusted index ¹					Seasonally adjusted 1-month percent change ¹		
	Group code	Item code		July 2023	Aug. 2023 ^P	Sept. 2023 ^P	Oct. 2023 ^P	Nov. 2023 ^P	Aug. to Sept. ^P	Sept. to Oct. ^P	Oct. to Nov. ^P
Filters, crystals, and transducers.....			06/82	-	-	-	-	-	-	-	-
Integrated microcircuits.....			06/05	-	-	-	-	-	-	-	-
Other semiconductor and related devices.....	11	7847	06/05	77.420	77.887	77.770	78.022	77.140	-0.2	0.3	-1.1
Bare printed circuit boards.....			12/00	-	-	-	-	-	-	-	-
Electronic coils, transformers, and other inductors.....	11	7853	06/82	-	-	-	-	-	-	-	-
Capacitors and resistors for electronic circuitry.....			12/22	-	-	-	-	-	-	-	-
Microwave components, electron tubes, and other electronic components, n.e.c.....			06/00	-	-	-	-	-	-	-	-
Printed circuit assemblies, loaded boards, modules and consumer external modems.....	11	7861	06/82	-	-	-	-	-	-	-	-
Miscellaneous electrical machinery and equipment.....				-	-	-	-	-	-	-	-
Storage batteries.....				-	-	-	-	-	-	-	-
Primary batteries.....				-	-	-	-	-	-	-	-
Carbon and graphite products.....	11	7903		-	-	-	-	-	-	-	-
X-ray and electromedical equipment.....	11	7905		-	-	-	-	-	-	-	-
Miscellaneous electrical industrial apparatus.....			12/85	-	-	-	-	-	-	-	-
All other electrical equipment and components, except industrial.....			12/06	-	-	-	-	-	-	-	-
Miscellaneous instruments.....	11	8		247.943	249.325	249.535	250.221	250.647	0.1	0.3	0.2
Automatic environmental controls for monitoring residential, commercial, and appliance use.....	11	81		-	-	-	-	-	-	-	-
Automatic environmental controls for monitoring residential, commercial, and appliance use.....	11	8105	12/03	-	-	-	-	-	-	-	-
Industrial process control instruments.....	11	82	06/83	286.538	288.346	288.880	290.412	291.249	0.2	0.5	0.3
Industrial process control instruments.....	11	8201	06/83	286.538	288.346	288.880	290.412	291.249	0.2	0.5	0.3
Fluid meters and counting devices.....	11	84	12/85	-	-	-	-	-	-	-	-
Fluid meters and counting devices.....	11	8401	12/85	-	-	-	-	-	-	-	-
Engineering and scientific instruments.....	11	85	12/85	285.455	287.520	288.540	289.697	290.348	0.4	0.4	0.2
Aeronautical, nautical, and navigational instruments.....	11	8501	12/85	321.516	324.507	325.816	327.956	328.748	0.4	0.7	0.2
Hospital beds and specialized hospital furniture.....			12/11	-	-	-	-	-	-	-	-
Measuring instruments and lenses.....	11	86	12/85	170.995	171.658	172.531	172.695	173.072	0.5	0.1	0.2
Sighting, tracking, and fire-control equipment, optical type.....	11	8601	12/85	-	-	-	-	-	-	-	-
All other miscellaneous optical instruments and lenses.....	11	8602	12/85	-	-	-	-	-	-	-	-
Laboratory analytical instruments.....	11	8603	12/85	182.372	182.782	183.851	183.987	184.362	0.6	0.1	0.2
Measuring & controlling devices, n.e.c.....	11	89	06/85	197.830	199.652	200.154	200.854	201.190	0.3	0.3	0.2
Aircraft engine instruments.....			06/85	-	-	-	-	-	-	-	-
Nuclear radiation detection & monitoring instruments.....	11	8904	06/85	247.841	248.766	250.234	250.501	249.824	0.6	0.1	-0.3
Physical properties and kinematic testing equipment.....			06/04	-	-	-	-	-	-	-	-
Commercial, geophysical, meteorological, surveying, drafting & general-purpose instruments.....			06/04	-	-	-	-	-	-	-	-
Miscellaneous machinery.....	11	9		-	-	-	-	-	-	-	-
Oil field and gas field machinery.....	11	91		-	-	-	-	-	-	-	-
Oil and gas field drilling, surveying, and cementing machinery (except parts sold separately).....	11	9102		-	-	-	-	-	-	-	-
Oil field and gas field production machinery (except pumps and parts sold separately).....				-	-	-	-	-	-	-	-
Parts and attachments for oil and gas field machinery and equipment.....			12/10	-	-	-	-	-	-	-	-
Mining machinery and equipment.....	11	92		-	-	-	-	-	-	-	-
Mining machinery and equipment (except parts sold separately).....			09/19	-	-	-	-	-	-	-	-
Parts and attachments for mining machinery and equipment (sold separately).....	11	9253		337.162	337.357	337.394	339.442	342.115	0.0	0.6	0.8
Internal combustion engines.....	11	94		-	-	-	-	-	-	-	-
Diesel, semidiesel, and dual-fuel engines (except automotive).....	11	9407	12/82	-	-	-	-	-	-	-	-
Diesel, semidiesel, and dual-fuel engines for automobiles, trucks, and buses.....	11	9408	12/82	-	-	-	-	-	-	-	-
Parts & accessories for internal combustion engines, ex. aircraft & gasoline automotive engines.....	11	9413		246.073	246.684	248.203	246.737	248.005	0.6	-0.6	0.5
Machine shop products.....	11	95		-	-	-	-	-	-	-	-
Machine shop products.....			06/84	-	-	-	-	-	-	-	-
Turbines and turbine generator sets.....			06/87	-	-	-	-	-	-	-	-
Turbines and turbine generator sets (excluding parts).....			06/87	-	-	-	-	-	-	-	-
Parts & accessories for turbines, turbine generators, and turbine generator sets.....			09/15	-	-	-	-	-	-	-	-
Parts & accessories for turbines, turbine generators, and turbine generator sets.....			09/15	-	-	-	-	-	-	-	-
Household furniture.....	12	1		-	-	-	-	-	-	-	-
Metal household furniture.....	12	11		-	-	-	-	-	-	-	-
Metal household furniture.....				-	-	-	-	-	-	-	-
Wood household furniture (nonupholstered).....	12	12		-	-	-	-	-	-	-	-
Wood household furniture (nonupholstered).....			12/22	-	-	-	-	-	-	-	-
Upholstered household furniture.....	12	13		-	-	-	-	-	-	-	-

See footnotes at end of table.

Table 8. Producer price indexes and percentage changes for selected commodity and service groupings and individual items, seasonally adjusted — Continued
 [November 2023, Index base 1982=100, unless otherwise indicated]

Title	Commodity code		Other index base	Seasonally adjusted index ¹					Seasonally adjusted 1-month percent change ¹		
	Group code	Item code		July 2023	Aug. 2023 ^P	Sept. 2023 ^P	Oct. 2023 ^P	Nov. 2023 ^P	Aug. to Sept. ^P	Sept. to Oct. ^P	Oct. to Nov. ^P
Upholstered household furniture.....	12	1301		-	-	-	-	-	-	-	-
Bedding.....	12	14		-	-	-	-	-	-	-	-
Bedding.....				-	-	-	-	-	-	-	-
Metal porch, lawn, outdoor & casual furniture.....	12	15		365.836	362.996	360.426	362.374	362.933	-0.7	0.5	0.2
Porch and lawn furniture.....	12	1501		365.836	362.996	360.426	362.374	362.933	-0.7	0.5	0.2
Nonupholstered household furniture, except wood and metal.....			12/85	-	-	-	-	-	-	-	-
Nonupholstered household furniture, except wood and metal.....			12/85	-	-	-	-	-	-	-	-
Commercial furniture.....	12	2		-	-	-	-	-	-	-	-
Wood office furniture and store fixtures.....	12	21		-	-	-	-	-	-	-	-
Wood office furniture and store fixtures.....				-	-	-	-	-	-	-	-
Nonwood furniture and store fixtures.....	12	22		-	-	-	-	-	-	-	-
Nonwood commercial storage units, files, and tables.....				-	-	-	-	-	-	-	-
Nonwood commercial furniture.....				-	-	-	-	-	-	-	-
Nonwood partitions and fixtures.....			12/83	-	-	-	-	-	-	-	-
Public building furniture.....			12/84	-	-	-	-	-	-	-	-
Public building furniture.....			12/84	-	-	-	-	-	-	-	-
Commercial furniture and fixtures, n.e.c.....	12	24	12/85	286.284	286.617	286.928	287.264	288.808	0.1	0.1	0.5
Commercial furniture and fixtures, n.e.c.....	12	2401	12/85	286.284	286.617	286.928	287.264	288.808	0.1	0.1	0.5
Floor coverings.....	12	3		-	-	-	-	-	-	-	-
Carpets and rugs.....	12	31		-	-	-	-	-	-	-	-
Carpet and rugs.....				-	-	-	-	-	-	-	-
Resilient floor coverings.....	12	32		-	-	-	-	-	-	-	-
Resilient floor coverings.....	12	3201		-	-	-	-	-	-	-	-
Household appliances.....	12	4		-	-	-	-	-	-	-	-
Major appliances.....	12	41		-	-	-	-	-	-	-	-
Household cooking appliances.....				-	-	-	-	-	-	-	-
Household refrigeration equipment.....				-	-	-	-	-	-	-	-
Other major household appliances including room air-conditioners.....	12	4104		-	-	-	-	-	-	-	-
Household vacuum cleaners, including parts and attachments.....	12	43		-	-	-	-	-	-	-	-
Household vacuum cleaners and other floor care machines (including parts and attachments).....	12	4301		-	-	-	-	-	-	-	-
Electric housewares and fans.....	12	44		-	-	-	-	-	-	-	-
Parts and attachments for small electric household appliances, including fan parts.....			12/82	-	-	-	-	-	-	-	-
Small electric household appliances, including fans.....			05/21	-	-	-	-	-	-	-	-
Portable residential lighting fixtures, including parts and accessories.....	12	45		-	-	-	-	-	-	-	-
Portable residential lighting fixtures, including parts and accessories.....				-	-	-	-	-	-	-	-
Home electronic equipment.....	12	5		-	-	-	-	-	-	-	-
Speakers and commercial sound equipment.....	12	57	12/03	-	-	-	-	-	-	-	-
Speakers and commercial sound equipment.....	12	5707	12/03	-	-	-	-	-	-	-	-
Other home electronic equipment.....			06/04	-	-	-	-	-	-	-	-
Other home electronic equipment, including television receivers and automotive A/V equipment.....			01/17	-	-	-	-	-	-	-	-
Other household durable goods.....	12	6		-	-	-	-	-	-	-	-
Vitreous china, fine earthenware, and other pottery products.....	12	61		-	-	-	-	-	-	-	-
Vitreous china, porcelain, and earthenware table and kitchenware and other pottery products.....	12	6101		-	-	-	-	-	-	-	-
Mirrors (decorated and undecorated).....				-	-	-	-	-	-	-	-
Mirrors (decorated and undecorated), made from purchased glass.....				-	-	-	-	-	-	-	-
Lawn/garden equipment.....	12	66		-	-	-	-	-	-	-	-
Parts and attachments for consumer lawn, garden, and snow equipment.....			12/82	-	-	-	-	-	-	-	-
Consumer lawn, garden, and snow equipment.....			05/18	-	-	-	-	-	-	-	-
Cutlery, flatware (except precious), razors and razor blades.....	12	67		-	-	-	-	-	-	-	-
Cutlery, flatware (except precious), razors and razor blades.....	12	6701		-	-	-	-	-	-	-	-
Metal kitchen utensil, pots, and pans.....				-	-	-	-	-	-	-	-
Metal kitchen utensil, pots, and pans.....				-	-	-	-	-	-	-	-
Window shades, blinds, and accessories.....	12	69	06/84	-	-	-	-	-	-	-	-
Window shades, blinds, and accessories.....	12	6901	06/84	-	-	-	-	-	-	-	-
Glass.....				-	-	-	-	-	-	-	-
Flat glass.....	13	11		-	-	-	-	-	-	-	-
Specialty glass.....	13	1107		-	-	-	-	-	-	-	-
Flat glass (float, sheet, and plate process).....			12/22	-	-	-	-	-	-	-	-
Other finished glassware.....	13	13	06/83	-	-	-	-	-	-	-	-
Pressed and blown glassware.....	13	1301	06/83	-	-	-	-	-	-	-	-
Concrete ingredients and related products.....	13	2		402.814	406.529	408.938	409.535	411.408	0.6	0.1	0.5
Construction sand, gravel, and crushed stone.....	13	21		455.611	460.887	462.971	464.556	466.198	0.5	0.3	0.4
Construction sand, gravel and crushed stone.....	13	2101		455.611	460.887	462.971	464.556	466.198	0.5	0.3	0.4

See footnotes at end of table.

Table 8. Producer price indexes and percentage changes for selected commodity and service groupings and individual items, seasonally adjusted — Continued
 [November 2023, Index base 1982=100, unless otherwise indicated]

Title	Commodity code		Other index base	Seasonally adjusted index ¹					Seasonally adjusted 1-month percent change ¹		
	Group code	Item code		July 2023	Aug. 2023 ^P	Sept. 2023 ^P	Oct. 2023 ^P	Nov. 2023 ^P	Aug. to Sept. ^P	Sept. to Oct. ^P	Oct. to Nov. ^P
Cement, hydraulic.....	13	22		332.518	333.542	336.747	335.511	337.962	1.0	-0.4	0.7
Cement, hydraulic.....	13	2201		332.518	333.542	336.747	335.511	337.962	1.0	-0.4	0.7
Concrete products.....	13	3		365.083	368.386	372.442	375.109	376.206	1.1	0.7	0.3
Concrete block and brick.....	13	31		357.099	360.315	359.546	365.919	367.488	-0.2	1.8	0.4
Structural concrete block.....	13	3111		374.720	378.299	374.149	385.372	387.600	-1.1	3.0	0.6
Decorative concrete block.....	13	3121		310.510	316.204	316.368	321.866	324.134	0.1	1.7	0.7
Concrete brick.....				-	-	-	-	-	-	-	-
Concrete pavers.....	13	3141		302.148	303.240	303.492	306.277	306.931	0.1	0.9	0.2
Concrete pipe.....				-	-	-	-	-	-	-	-
Concrete pipe.....				-	-	-	-	-	-	-	-
Ready-mix concrete.....	13	33		361.775	366.265	371.260	374.559	375.044	1.4	0.9	0.1
Ready-mix concrete.....	13	3301		361.775	366.265	371.260	374.559	375.044	1.4	0.9	0.1
Precast concrete products.....	13	34		382.306	384.278	387.551	387.295	389.074	0.9	-0.1	0.5
Precast concrete products.....	13	3401		382.306	384.278	387.551	387.295	389.074	0.9	-0.1	0.5
Prestressed concrete products.....				-	-	-	-	-	-	-	-
Prestressed concrete products.....				-	-	-	-	-	-	-	-
Clay construction products ex. refractories.....	13	4		-	-	-	-	-	-	-	-
Brick and structural clay tile.....	13	42	12/84	-	-	-	-	-	-	-	-
Building or common brick.....	13	4201	12/84	-	-	-	-	-	-	-	-
Glazed brick and other brick (paving, floor, and sewer).....	13	4202	12/84	-	-	-	-	-	-	-	-
Clay floor and wall tile, glazed and unglazed.....	13	44		-	-	-	-	-	-	-	-
Clay floor and wall tile, glazed and unglazed (including quarry tile and ceramic mosaic tile).....				-	-	-	-	-	-	-	-
Structural clay products, n.e.c.....	13	45		-	-	-	-	-	-	-	-
Structural clay products, n.e.c.....	13	4501		-	-	-	-	-	-	-	-
Refractories.....	13	5		-	-	-	-	-	-	-	-
Clay refractories.....	13	52		-	-	-	-	-	-	-	-
Clay refractories.....	13	5201		-	-	-	-	-	-	-	-
Nonclay refractories.....	13	53		-	-	-	-	-	-	-	-
Nonclay refractories (excluding dead-burned magnesia).....	13	5301		-	-	-	-	-	-	-	-
Asphalt felts and coatings.....	13	6		-	-	-	-	-	-	-	-
Prepared asphalt and tar roofing and siding products.....	13	61		-	-	-	-	-	-	-	-
Prepared asphalt and tar roofing and siding products.....	13	6101		-	-	-	-	-	-	-	-
Roofing asphalts, pitches, coatings, and cement.....	13	62		-	-	-	-	-	-	-	-
Roofing asphalts, pitches, coatings, and cement.....	13	6201		-	-	-	-	-	-	-	-
Gypsum products.....	13	7		456.543	454.085	455.757	458.457	461.128	0.4	0.6	0.6
Gypsum products.....	13	71		456.543	454.085	455.757	458.457	461.128	0.4	0.6	0.6
Gypsum products.....	13	7101		456.543	454.085	455.757	458.457	461.128	0.4	0.6	0.6
Glass containers.....	13	8		282.088	283.872	277.295	277.950	273.790	-2.3	0.2	-1.5
Glass containers.....	13	81		282.088	283.872	277.295	277.950	273.790	-2.3	0.2	-1.5
Glass containers (including value of packaging).....	13	8101		282.088	283.872	277.295	277.950	273.790	-2.3	0.2	-1.5
Other nonmetallic minerals.....	13	9		316.327	315.831	317.537	318.977	322.119	0.5	0.5	1.0
Insulation materials.....	13	92		-	-	-	-	-	-	-	-
Mineral wool for thermal and acoustical envelope insulation.....	13	9201		-	-	-	-	-	-	-	-
Mineral wool for industrial, equipment, and appliance insulation.....				-	-	-	-	-	-	-	-
Paving mixtures and blocks.....	13	94		385.117	388.266	391.861	395.769	401.585	0.9	1.0	1.5
Paving mixtures and blocks.....	13	9401		385.117	388.266	391.861	395.769	401.585	0.9	1.0	1.5
Cut stone and stone products.....			12/84	-	-	-	-	-	-	-	-
Cut stone and stone products.....			12/84	-	-	-	-	-	-	-	-
Gaskets, packing, and sealing devices.....	13	98	12/85	-	-	-	-	-	-	-	-
Gaskets and gasketing material.....	13	9801	12/85	-	-	-	-	-	-	-	-
Packing and sealing.....	13	9802	12/85	-	-	-	-	-	-	-	-
Nonmetallic minerals and products, n.e.c.....	13	99	06/82	-	-	-	-	-	-	-	-
Clay and stone mining and quarrying.....	13	9902	06/84	-	-	-	-	-	-	-	-
All other nonmetallic mineral products.....	13	9903	12/85	236.707	236.191	236.989	237.277	238.320	0.3	0.1	0.4
Motor vehicles and equipment.....	14	1		169.385	169.509	169.860	169.734	170.143	0.2	-0.1	0.2
Motor vehicles.....	14	11		171.095	171.276	171.845	171.434	172.166	0.3	-0.2	0.4
Passenger cars and chassis.....	14	1101		140.275	140.667	140.829	141.570	141.710	0.1	0.5	0.1
Motorcycles, including three-wheel motorbikes, motorscooters, mopeds, and parts.....	14	1104		-	-	-	-	-	-	-	-
Trucks, truck tractors, & bus chassis 14,000 lb or less, incl. minivans & suvs.....	14	1105		199.195	199.360	200.219	199.315	200.430	0.4	-0.5	0.6
Trucks, over 14,000 lbs GVW.....	14	1106		-	-	-	-	-	-	-	-
Motor vehicles parts.....	14	12		-	-	-	-	-	-	-	-
Motor vehicles parts.....			12/03	-	-	-	-	-	-	-	-
Truck and bus bodies.....	14	13	12/82	-	-	-	-	-	-	-	-

See footnotes at end of table.

Table 8. Producer price indexes and percentage changes for selected commodity and service groupings and individual items, seasonally adjusted — Continued
 [November 2023, Index base 1982=100, unless otherwise indicated]

Title	Commodity code		Other index base	Seasonally adjusted index ¹					Seasonally adjusted 1-month percent change ¹		
	Group code	Item code		July 2023	Aug. 2023 ^P	Sept. 2023 ^P	Oct. 2023 ^P	Nov. 2023 ^P	Aug. to Sept. ^P	Sept. to Oct. ^P	Oct. to Nov. ^P
Truck and bus bodies sold separately.....	14	1301	12/82	-	-	-	-	-	-	-	-
Complete vehicles on purchased chassis.....			12/82	-	-	-	-	-	-	-	-
Truck trailers.....	14	14		-	-	-	-	-	-	-	-
Truck trailers.....	14	1406	12/86	-	-	-	-	-	-	-	-
Motor homes, built on purchased chassis.....	14	15	06/84	-	-	-	-	-	-	-	-
Motor homes, built on purchased chassis.....	14	1501	06/84	-	-	-	-	-	-	-	-
Travel trailers and campers.....	14	16	06/84	-	-	-	-	-	-	-	-
Travel trailers.....	14	1601	06/84	-	-	-	-	-	-	-	-
Camping trailers, campers, pick-up covers, and parts.....	14	1602	06/84	-	-	-	-	-	-	-	-
Aircraft and aircraft equipment.....	14	2		307.444	307.804	308.027	308.404	309.200	0.1	0.1	0.3
Aircraft.....	14	21		342.860	342.953	343.422	343.842	344.247	0.1	0.1	0.1
Civilian aircraft.....	14	2102	12/85	333.810	333.936	334.572	335.142	335.485	0.2	0.2	0.1
Military aircraft.....			06/13	-	-	-	-	-	-	-	-
Aircraft engine and engine parts.....	14	23	12/85	250.869	251.746	251.679	252.190	254.567	0.0	0.2	0.9
Aircraft engine and engine parts.....	14	2301	12/85	250.869	251.746	251.679	252.190	254.567	0.0	0.2	0.9
Other aircraft parts and equipment.....	14	25	06/85	208.441	208.870	208.765	208.867	209.075	-0.1	0.0	0.1
Other aircraft parts and equipment.....	14	2501	06/85	208.441	208.870	208.765	208.867	209.075	-0.1	0.0	0.1
Ships and boats.....	14	3		307.501	306.343	308.088	308.802	309.635	0.6	0.2	0.3
Ships.....	14	31	12/85	-	-	-	-	-	-	-	-
Military self-propelled ships, new construction.....			06/96	-	-	-	-	-	-	-	-
Nonmilitary self-propelled ships, new construction.....			06/96	-	-	-	-	-	-	-	-
Boats.....	14	32		352.790	349.890	354.517	355.569	357.243	1.3	0.3	0.5
Outboard motorboats, including commercial and military (except sailboats and lifeboats).....	14	3201		401.545	397.714	403.399	405.452	407.687	1.4	0.5	0.6
Inboard motorboats, including commercial and military (except sailboats and lifeboats).....	14	3202		362.451	360.709	364.582	365.301	365.996	1.1	0.2	0.2
Inboard-outdrive boats, including commercial and military (except sailboats and lifeboats).....	14	3203		-	-	-	-	-	-	-	-
All other boats (excluding military and commercial).....				-	-	-	-	-	-	-	-
Railroad equipment.....	14	4		-	-	-	-	-	-	-	-
Railroad cars and locomotives.....			05/22	-	-	-	-	-	-	-	-
Railroad cars and locomotives.....			05/22	-	-	-	-	-	-	-	-
Railway maintenance of way equipment and parts.....			05/22	-	-	-	-	-	-	-	-
Railway maintenance of way equipment and parts.....				-	-	-	-	-	-	-	-
Transportation equipment, n.e.c.....			06/85	-	-	-	-	-	-	-	-
Transportation equipment, n.e.c.....			06/85	-	-	-	-	-	-	-	-
Other transportation equipment, incl. golf carts, vehicle trailers, and all-terrain vehicles.....			06/85	-	-	-	-	-	-	-	-
Toys, sporting goods, small arms, etc.....	15	1		207.289	210.187	213.017	214.158	217.044	1.3	0.5	1.3
Toys, games, and children's vehicles.....	15	11		-	-	-	-	-	-	-	-
Toys, games, and children's vehicles.....	15	1101		-	-	-	-	-	-	-	-
Sporting and athletic goods.....	15	12		-	-	-	-	-	-	-	-
Sporting and athletic goods.....	15	1201		-	-	-	-	-	-	-	-
Small arms and ammunition.....	15	13		313.325	312.802	313.293	313.639	314.001	0.2	0.1	0.1
Small arms.....	15	1301		-	-	-	-	-	-	-	-
Small arms ammunition.....	15	1302		419.780	416.829	418.098	419.538	421.030	0.3	0.3	0.4
Tobacco products, incl. stemmed & redried.....	15	2		-	-	-	-	-	-	-	-
Cigarettes, excluding electronic.....	15	21		-	-	-	-	-	-	-	-
Cigarettes, excluding electronic.....	15	2101		-	-	-	-	-	-	-	-
Stemmed and redried tobacco.....	15	24	06/84	-	-	-	-	-	-	-	-
Stemmed and redried tobacco.....	15		06/84	-	-	-	-	-	-	-	-
Other tobacco products.....	15	25	12/05	-	-	-	-	-	-	-	-
Other tobacco products.....	15	2501	12/05	-	-	-	-	-	-	-	-
Notions.....	15	3		-	-	-	-	-	-	-	-
Fasteners, zippers, buttons, needles, pins, and buckles.....	15	32		-	-	-	-	-	-	-	-
Fasteners, zippers, buttons, needles, pins, and buckles.....				-	-	-	-	-	-	-	-
Photographic equipment and supplies.....	15	4		-	-	-	-	-	-	-	-
Photographic supplies.....	15	42		-	-	-	-	-	-	-	-
Photographic supplies.....			12/83	-	-	-	-	-	-	-	-
Mobile homes.....	15	5		-	-	-	-	-	-	-	-
Manufactured homes (mobile homes), all sizes (incl. multisection).....	15	53		-	-	-	-	-	-	-	-
Manufactured mobile homes and nonresidential mobile buildings.....	15	5303	12/86	-	-	-	-	-	-	-	-
Medical, surgical & personal aid devices.....	15	6		199.942	200.196	200.426	200.484	200.915	0.1	0.0	0.2
Surgical and medical instruments.....	15	62	06/82	151.193	151.305	151.419	151.609	151.489	0.1	0.1	-0.1
Surgical and medical instruments.....	15	6201	06/82	151.193	151.305	151.419	151.609	151.489	0.1	0.1	-0.1
Medical and surgical appliances and supplies.....	15	63	06/83	-	-	-	-	-	-	-	-

See footnotes at end of table.

Table 8. Producer price indexes and percentage changes for selected commodity and service groupings and individual items, seasonally adjusted — Continued
 [November 2023, Index base 1982=100, unless otherwise indicated]

Title	Commodity code		Other index base	Seasonally adjusted index ¹					Seasonally adjusted 1-month percent change ¹		
	Group code	Item code		July 2023	Aug. 2023 ^P	Sept. 2023 ^P	Oct. 2023 ^P	Nov. 2023 ^P	Aug. to Sept. ^P	Sept. to Oct. ^P	Oct. to Nov. ^P
Medical and surgical appliances and supplies.....	15	6301	06/83	-	-	-	-	-	-	-	-
Ophthalmic goods.....	15	64	12/83	-	-	-	-	-	-	-	-
Ophthalmic goods.....	15	6401	12/83	-	-	-	-	-	-	-	-
Dental equipment and supplies.....	15	65	06/85	-	-	-	-	-	-	-	-
Dental equipment and supplies.....	15	6501	06/85	-	-	-	-	-	-	-	-
Other industrial safety equipment.....	15	7	-	-	-	-	-	-	-	-	-
Personal safety equipment and clothing.....	15	71	-	-	-	-	-	-	-	-	-
Personal safety equipment and clothing.....			06/04	-	-	-	-	-	-	-	-
Other miscellaneous products.....	15	9	-	-	-	-	-	-	-	-	-
Burial caskets.....	15	91		520.164	520.358	512.543	508.604	504.338	-1.5	-0.8	-0.8
Burial caskets.....	15	9101		520.164	520.358	512.543	508.604	504.338	-1.5	-0.8	-0.8
Musical instruments.....	15	93	-	-	-	-	-	-	-	-	-
Musical instruments.....	15	9301	-	-	-	-	-	-	-	-	-
Jewelry and jewelry products.....											
Jewelry (gold and platinum) and silverware.....											
Costume jewelry and novelties.....											
All other jewelry and personal goods (excluding costume).....			06/07								
Jewelers' material and lapidary work.....			12/08								
Pens, pencils, and marking devices.....	15	95		225.208	225.220	225.500	226.401	226.276	0.1	0.4	-0.1
Pens, markers, mechanical pencils, and associated parts.....	15	9502	12/85	-	-	-	-	-	-	-	-
Lead pencils, art goods, office supplies and small office equipment, excluding paper.....	15	9503	12/85	215.140	214.761	215.224	215.421	215.095	0.2	0.1	-0.2
Marking devices.....			12/85	-	-	-	-	-	-	-	-
Brooms and brushes.....	15	97	-	-	-	-	-	-	-	-	-
Brooms, brushes and mops.....	15	9705	12/85	-	-	-	-	-	-	-	-
Miscellaneous products, n.e.c.....	15	9A	12/85	-	-	-	-	-	-	-	-
Candles.....			12/85	-	-	-	-	-	-	-	-
Signs and advertising displays.....			12/85	-	-	-	-	-	-	-	-
All other miscellaneous fabricated products and recyclable materials.....			12/85	-	-	-	-	-	-	-	-
Reproduction of audio and video media and software.....			12/03	-	-	-	-	-	-	-	-
Reproduction of audio and video media and software.....			12/03	-	-	-	-	-	-	-	-
Services²											
Transportation of freight and mail.....	30	1	06/09	162.149	163.271	164.956	165.908	165.326	1.0	0.6	-0.4
Rail transportation of freight and mail.....	30	11	12/08	-	-	-	-	-	-	-	-
Rail transportation of freight and mail.....	30	1101	12/08	-	-	-	-	-	-	-	-
Truck transportation of freight.....	30	12	06/09	-	-	-	-	-	-	-	-
Local motor carrying.....	30	1201	06/09	-	-	-	-	-	-	-	-
Long-distance motor carrying.....	30	1202	06/09	-	-	-	-	-	-	-	-
Water transportation of freight.....			06/09	-	-	-	-	-	-	-	-
Deep sea water transportation of freight.....			12/08	-	-	-	-	-	-	-	-
Coastal and intercoastal water transportation of freight.....			12/08	-	-	-	-	-	-	-	-
Great Lakes-St Lawrence Seaway water transportation of freight.....	30	1303	12/08	-	-	-	-	-	-	-	-
Inland waterways transportation of freight.....			12/08	-	-	-	-	-	-	-	-
Air transportation of freight.....			12/08	-	-	-	-	-	-	-	-
Air transportation of freight.....			12/08	-	-	-	-	-	-	-	-
Courier, messenger, and U.S. postal services.....	30	16	06/09	185.167	186.993	188.160	189.209	188.727	0.6	0.6	-0.3
U.S. Postal Service.....	30	1601	06/89	-	-	-	-	-	-	-	-
Courier and messenger services, except air.....	30	1602	04/09	204.024	206.310	207.778	208.695	208.649	0.7	0.4	0.0
Air mail and package delivery services, excluding by USPS.....	30	1603	04/09	232.813	237.846	241.048	244.712	242.293	1.3	1.5	-1.0
Pipeline transportation.....			05/22	-	-	-	-	-	-	-	-
Pipeline transportation of petroleum products.....	30	1701	12/08	194.798	195.250	195.436	195.865	196.677	0.1	0.2	0.4
Pipeline transportation of natural gas.....			05/22	-	-	-	-	-	-	-	-
Transportation of passengers (partial).....	30	2	06/09	148.255	145.462	141.044	144.535	143.716	-3.0	2.5	-0.6
Rail transportation of passengers.....	30	21	12/08	133.503	133.739	133.688	133.508	133.583	0.0	-0.1	0.1
Rail transportation of passengers.....	30	2101	12/08	133.503	133.739	133.688	133.508	133.583	0.0	-0.1	0.1
Airline passenger services.....	30	22	12/08	136.765	134.157	130.038	133.295	132.531	-3.1	2.5	-0.6
Airline passenger services.....	30	2201	12/08	136.765	134.157	130.038	133.295	132.531	-3.1	2.5	-0.6
Services related to water transportation.....	31	1	06/09	137.986	138.657	139.009	139.558	140.123	0.3	0.4	0.4
Towing, tugging, docking, and related services.....	31	11	03/09	-	-	-	-	-	-	-	-
Towing, tugging, docking, and related services.....	31	1101	03/09	-	-	-	-	-	-	-	-
Operation of port waterfront terminals.....			12/08	-	-	-	-	-	-	-	-
Operation of port waterfront terminals.....			12/08	-	-	-	-	-	-	-	-
Marine cargo handling.....	31	13	12/08	128.112	128.195	127.947	128.543	129.668	-0.2	0.5	0.9
Marine cargo handling.....	31	1301	12/08	128.112	128.195	127.947	128.543	129.668	-0.2	0.5	0.9
Services related to air transportation.....	31	2	04/09	142.643	142.951	140.609	142.932	144.530	-1.6	1.7	1.1
Other airport operations, excluding aircraft maintenance and repair.....	31	21	04/09	142.643	142.951	140.609	142.932	144.530	-1.6	1.7	1.1

See footnotes at end of table.

Table 8. Producer price indexes and percentage changes for selected commodity and service groupings and individual items, seasonally adjusted — Continued
 [November 2023, Index base 1982=100, unless otherwise indicated]

Title	Commodity code		Other index base	Seasonally adjusted index ¹					Seasonally adjusted 1-month percent change ¹		
	Group code	Item code		July 2023	Aug. 2023 ^P	Sept. 2023 ^P	Oct. 2023 ^P	Nov. 2023 ^P	Aug. to Sept. ^P	Sept. to Oct. ^P	Oct. to Nov. ^P
Other airport operations, excluding aircraft maintenance and repair.	31	2101	04/09	142.643	142.951	140.609	142.932	144.530	-1.6	1.7	1.1
Other services related to transportation activities (partial).			06/09	—	—	—	—	—	—	—	—
Arrangement of freight and cargo.			12/08	—	—	—	—	—	—	—	—
Arrangement of freight and cargo.			12/08	—	—	—	—	—	—	—	—
Freight forwarding.			12/08	—	—	—	—	—	—	—	—
Freight forwarding.			12/08	—	—	—	—	—	—	—	—
Warehousing, storage, and related services.			12/08	—	—	—	—	—	—	—	—
Warehousing, storage, and related services.			12/08	—	—	—	—	—	—	—	—
Warehousing, storage, and related services.			12/08	—	—	—	—	—	—	—	—
Book, periodical, and newspaper publishing sales and subscriptions.	33	1	06/09	151.098	151.751	152.422	152.909	153.889	0.4	0.3	0.6
Sales of books.	33	11		479.389	479.110	482.966	486.702	493.135	0.8	0.8	1.3
Sales of textbooks.	33	1101		—	—	—	—	—	—	—	—
Sales of technical, scientific, and professional books.	33	1102		788.363	794.075	795.764	805.634	819.090	0.2	1.2	1.7
Sales of religious books.				—	—	—	—	—	—	—	—
Sales of general adult and juvenile books.				—	—	—	—	—	—	—	—
Sales of general reference books.				—	—	—	—	—	—	—	—
Sales and subscriptions of periodicals and newspapers.	33	12	06/09	148.070	149.359	149.540	149.413	149.455	0.1	-0.1	0.0
Sales and subscriptions of periodicals.			06/07	—	—	—	—	—	—	—	—
Newspaper subscription and single copy sales.	33	1202		589.930	598.701	599.930	599.064	599.350	0.2	-0.1	0.0
Greeting card publishing sales.			12/85	—	—	—	—	—	—	—	—
Greeting card publishing sales.			12/85	—	—	—	—	—	—	—	—
Greeting card publishing sales.			12/85	—	—	—	—	—	—	—	—
Calendars, yearbooks, and other miscellaneous publishing sales.			12/89	—	—	—	—	—	—	—	—
Calendars, yearbooks, and other miscellaneous publishing sales.			12/89	—	—	—	—	—	—	—	—
Calendars, yearbooks, and other miscellaneous publishing sales.			12/89	—	—	—	—	—	—	—	—
Directory, mailing list, and related compilations publishing sales.			12/22	—	—	—	—	—	—	—	—
Directory, mailing list, and related compilations publishing sales.			12/22	—	—	—	—	—	—	—	—
Directory, mailing list, and related compilations publishing sales.			12/22	—	—	—	—	—	—	—	—
System software publishing.			05/22	—	—	—	—	—	—	—	—
System software publishing.			05/22	—	—	—	—	—	—	—	—
System software publishing.			05/22	—	—	—	—	—	—	—	—
Application software publishing.			06/09	—	—	—	—	—	—	—	—
Application software publishing.			06/09	—	—	—	—	—	—	—	—
Desktop and portable device application software publishing.			12/08	—	—	—	—	—	—	—	—
Application software publishing, cross-industry, vertical market, utilities, and other.			12/08	—	—	—	—	—	—	—	—
Application software publishing, game software.	34	2104	12/13	—	—	—	—	—	—	—	—
Affiliate agreements, programming sales, and retransmission fees for cable and broadcast tv.	35	1	06/09	159.925	160.731	161.289	161.722	161.951	0.3	0.3	0.1
Affiliate agreements, programming sales, and retransmission fees for cable and broadcast tv.	35	11	06/09	159.925	160.731	161.289	161.722	161.951	0.3	0.3	0.1
Affiliate agreements, programming sales, and retransmission fees for cable and broadcast tv.	35	1101	12/08	162.915	163.753	164.344	164.803	165.050	0.4	0.3	0.1
Affiliate agreements, programming sales, and retransmission fees for radio.			06/09	—	—	—	—	—	—	—	—
Affiliate agreements, programming sales, and retransmission fees for radio.			06/09	—	—	—	—	—	—	—	—
Affiliate agreements, programming sales, and network compensation for radio.			12/08	—	—	—	—	—	—	—	—
Advertising space sales in periodicals, newspapers, directories, and mailing lists.	36	1	06/09	—	—	—	—	—	—	—	—
Advertising space sales in periodicals and newspapers.	36	11	06/09	—	—	—	—	—	—	—	—
Advertising space sales in periodicals.	36	1101		—	—	—	—	—	—	—	—
Advertising space sales in newspapers.	36	1102		—	—	—	—	—	—	—	—
Advertising space sales in directories and mailing lists.	36	12	12/08	—	—	—	—	—	—	—	—
Print advertising space sales in directories and mailing lists.	36	1201	12/08	—	—	—	—	—	—	—	—
Television advertising time sales.	36	2	06/09	84.702	77.943	74.674	75.026	79.900	-4.2	0.5	6.5
Television advertising time sales.	36	21	06/09	84.702	77.943	74.674	75.026	79.900	-4.2	0.5	6.5
Broadcast and network television advertising time sales.	36	2101	12/08	77.834	77.405	72.865	69.960	72.280	-5.9	-4.0	3.3
Cable network advertising time sales.	36	2102	12/08	—	—	—	—	—	—	—	—
Local cable system advertising time sales.			12/08	—	—	—	—	—	—	—	—
Radio advertising time sales.	36	3	03/09	91.044	95.217	93.020	92.300	97.272	-2.3	-0.8	5.4
Radio advertising time sales.	36	31	03/09	91.044	95.217	93.020	92.300	97.272	-2.3	-0.8	5.4
Radio advertising time sales.	36	3101	03/09	91.044	95.217	93.020	92.300	97.272	-2.3	-0.8	5.4
Internet advertising sales.			12/22	—	—	—	—	—	—	—	—
Internet advertising sales.			12/22	—	—	—	—	—	—	—	—
Internet advertising sales.			12/22	—	—	—	—	—	—	—	—

See footnotes at end of table.

Table 8. Producer price indexes and percentage changes for selected commodity and service groupings and individual items, seasonally adjusted — Continued
 [November 2023, Index base 1982=100, unless otherwise indicated]

Title	Commodity code		Other index base	Seasonally adjusted index ¹					Seasonally adjusted 1-month percent change ¹		
	Group code	Item code		July 2023	Aug. 2023 ^P	Sept. 2023 ^P	Oct. 2023 ^P	Nov. 2023 ^P	Aug. to Sept. ^P	Sept. to Oct. ^P	Oct. to Nov. ^P
Wired telephone services.....	37	1	06/09	-	-	-	-	-	-	-	-
Residential wired telephone services.....	37	11	06/09	-	-	-	-	-	-	-	-
Local residential wired telephone service.....	37	1101	12/08	-	-	-	-	-	-	-	-
Long distance residential wired telephone service.....	37	1102	03/09	-	-	-	-	-	-	-	-
All-distance residential wired telephone service.....	37	1103	12/11	-	-	-	-	-	-	-	-
Business wired telephone services.....			06/09	-	-	-	-	-	-	-	-
Local business wired telephone service.....			12/08	-	-	-	-	-	-	-	-
Long distance business wired telephone and other toll service.....	37	1202	04/09	100.959	100.415	101.271	99.082	98.528	0.9	-2.2	-0.6
Private line wired telephone service.....	37	1204	12/11	-	-	-	-	-	-	-	-
All-distance business wired telephone service (partial).....			05/22	-	-	-	-	-	-	-	-
Other telephone services.....			12/08	-	-	-	-	-	-	-	-
Other wired telephone services.....			12/08	-	-	-	-	-	-	-	-
Wireless telecommunication services.....	37	2	06/09	66.763	66.357	66.488	66.548	66.660	0.2	0.1	0.2
Cellular phone and other wireless telecommunication services.....	37	21	03/09	65.228	64.869	64.950	65.005	65.145	0.1	0.1	0.2
Cellular phone and other wireless telecommunication services.....	37	2101	03/09	65.228	64.869	64.950	65.005	65.145	0.1	0.1	0.2
Cable and satellite subscriber services.....	37	3	12/08	167.386	169.294	170.487	171.363	171.963	0.7	0.5	0.4
Cable and satellite subscriber services.....	37	31	12/08	167.386	169.294	170.487	171.363	171.963	0.7	0.5	0.4
Cable and satellite subscriber services.....	37	3101	12/08	167.386	169.294	170.487	171.363	171.963	0.7	0.5	0.4
Internet access services.....			03/09	-	-	-	-	-	-	-	-
Internet access services.....			03/09	-	-	-	-	-	-	-	-
Residential Internet access services.....			12/11	-	-	-	-	-	-	-	-
Business Internet access services.....	37	4103	12/11	-	-	-	-	-	-	-	-
Bundled wired telecommunications access services.....			12/11	-	-	-	-	-	-	-	-
Bundled wired telecommunications access services.....			12/11	-	-	-	-	-	-	-	-
Bundled wired telecommunications access services.....			12/11	-	-	-	-	-	-	-	-
Data processing and related services.....			06/09	-	-	-	-	-	-	-	-
Data processing and related services.....			06/09	-	-	-	-	-	-	-	-
Hosting, ASP and other IT infrastructure provisioning services.....			12/08	-	-	-	-	-	-	-	-
Business process management services (partial).....			12/08	-	-	-	-	-	-	-	-
Data management, information transformation and other services.....			12/08	-	-	-	-	-	-	-	-
Loan services (partial).....	39	1	06/09	199.574	198.887	195.456	196.385	195.728	-1.7	0.5	-0.3
Business loans (partial).....	39	11	04/09	394.421	387.875	377.528	381.073	378.025	-2.7	0.9	-0.8
Business loans (partial).....	39	1101	04/09	394.421	387.875	377.528	381.073	378.025	-2.7	0.9	-0.8
Consumer loans (partial).....	39	12	06/09	117.892	121.767	123.008	122.257	122.747	1.0	-0.6	0.4
Residential real estate loans (partial).....			04/09	-	-	-	-	-	-	-	-
Vehicle loans (partial).....	39	1202	04/09	52.954	55.004	51.100	51.307	53.256	-7.1	0.4	3.8
Credit cards, overdraft credit, and related plans (partial).....	39	1203	04/09	198.967	198.475	192.423	194.736	196.399	-3.0	1.2	0.9
Other loans and loan services (partial).....			04/09	-	-	-	-	-	-	-	-
Other loans and loan services (partial).....			04/09	-	-	-	-	-	-	-	-
Deposit services (partial).....			04/09	-	-	-	-	-	-	-	-
Deposit services (partial).....			04/09	-	-	-	-	-	-	-	-
Deposit services (partial).....			04/09	-	-	-	-	-	-	-	-
Other credit intermediation services, including trust services (partial).....			04/09	-	-	-	-	-	-	-	-
Other credit intermediation services, including trust services (partial).....			04/09	-	-	-	-	-	-	-	-
Other credit intermediation services, including trust services (partial).....			04/09	-	-	-	-	-	-	-	-
Securities brokerage, dealing, investment advice, and related services.....			06/09	-	-	-	-	-	-	-	-
Securities brokerage, dealing, investment advice, and related services.....			06/09	-	-	-	-	-	-	-	-
Securities brokerage, dealing, and investment advice.....			12/08	-	-	-	-	-	-	-	-
Securities brokerage and dealing related services (partial).....			12/08	-	-	-	-	-	-	-	-
Portfolio management.....			12/08	-	-	-	-	-	-	-	-
Portfolio management.....			12/08	-	-	-	-	-	-	-	-
Portfolio management.....			12/08	-	-	-	-	-	-	-	-
Investment banking.....			12/08	-	-	-	-	-	-	-	-
Investment banking.....			12/08	-	-	-	-	-	-	-	-
Investment banking.....			12/08	-	-	-	-	-	-	-	-
Insurance.....	41	1	06/09	133.664	134.059	134.591	134.823	134.893	0.4	0.2	0.1
Insurance.....	41	11	06/09	133.664	134.059	134.591	134.823	134.893	0.4	0.2	0.1
Life insurance.....	41	1101	03/09	-	-	-	-	-	-	-	-
Disability insurance, including accidental death.....	41	1102	03/09	-	-	-	-	-	-	-	-
Health and medical insurance.....	41	1103	03/09	148.047	148.829	149.084	149.381	149.645	0.2	0.2	0.2
Property and casualty insurance.....	41	1104	03/09	-	-	-	-	-	-	-	-
Annuities.....			03/09	-	-	-	-	-	-	-	-
Annuities.....			03/09	-	-	-	-	-	-	-	-
Annuities.....			03/09	-	-	-	-	-	-	-	-

See footnotes at end of table.

Table 8. Producer price indexes and percentage changes for selected commodity and service groupings and individual items, seasonally adjusted — Continued
 [November 2023, Index base 1982=100, unless otherwise indicated]

Title	Commodity code		Other index base	Seasonally adjusted index ¹					Seasonally adjusted 1-month percent change ¹		
	Group code	Item code		July 2023	Aug. 2023 ^P	Sept. 2023 ^P	Oct. 2023 ^P	Nov. 2023 ^P	Aug. to Sept. ^P	Sept. to Oct. ^P	Oct. to Nov. ^P
Commissions from sales of insurance.....	42	1	06/09	-	-	-	-	-	-	-	-
Commissions from sales of insurance.....	42	11	06/09	-	-	-	-	-	-	-	-
Commissions from sales of life insurance and annuities.....	42	1101	06/09	-	-	-	-	-	-	-	-
Commissions from sales of health and medical insurance.....			06/09	-	-	-	-	-	-	-	-
Commissions from sales of property and casualty insurance.....	42	1103	06/09	-	-	-	-	-	-	-	-
Commissions from sales of other insurance.....			06/09	-	-	-	-	-	-	-	-
Nonresidential real estate services.....			06/09	-	-	-	-	-	-	-	-
Nonresidential real estate rents.....	43	11	06/09	-	-	-	-	-	-	-	-
Office buildings, gross rents.....			12/08	-	-	-	-	-	-	-	-
Retail properties, gross rents.....			04/09	-	-	-	-	-	-	-	-
Industrial buildings, gross rents.....			04/09	-	-	-	-	-	-	-	-
Self-service storage and miniwarehouses, gross rents.....	43	1104	12/08	-	-	-	-	-	-	-	-
Other nonresidential buildings, gross rents.....			12/08	-	-	-	-	-	-	-	-
Nonresidential property sales and leases including land, brokerage fees and commissions.....			12/08	-	-	-	-	-	-	-	-
Nonresidential property sales and leases including land, brokerage fees and commissions.....			12/08	-	-	-	-	-	-	-	-
Nonresidential property management fees.....			12/08	-	-	-	-	-	-	-	-
Nonresidential property management fees.....			12/08	-	-	-	-	-	-	-	-
Residential real estate services (partial).....	43	2	06/09	176.402	178.293	178.545	178.899	179.786	0.1	0.2	0.5
Residential property sales and rental, brokerage fees and commissions.....	43	21	12/08	197.016	199.691	200.355	201.446	201.839	0.3	0.5	0.2
Residential property sales and rental, brokerage fees and commissions.....	43	2101	12/08	197.016	199.691	200.355	201.446	201.839	0.3	0.5	0.2
Residential property management fees.....			12/08	-	-	-	-	-	-	-	-
Residential property management fees.....			12/08	-	-	-	-	-	-	-	-
Real estate appraisal fees.....			12/08	-	-	-	-	-	-	-	-
Real estate appraisal fees.....			12/08	-	-	-	-	-	-	-	-
Real estate appraisal fees.....			12/08	-	-	-	-	-	-	-	-
Passenger car rental.....	44	1	03/09	103.613	104.479	105.518	107.419	104.687	1.0	1.8	-2.5
Passenger car rental.....	44	11	03/09	103.613	104.479	105.518	107.419	104.687	1.0	1.8	-2.5
Passenger car rental.....	44	1101	03/09	103.613	104.479	105.518	107.419	104.687	1.0	1.8	-2.5
Truck, trailer, and RV rental and leasing.....			06/09	-	-	-	-	-	-	-	-
Truck, trailer, and RV rental and leasing.....			06/09	-	-	-	-	-	-	-	-
Truck, truck trailer and RV rental.....			12/08	-	-	-	-	-	-	-	-
Truck, truck trailer and RV leasing.....			12/08	-	-	-	-	-	-	-	-
Construction, mining, and forestry machinery and equipment rental and leasing.....			03/09	-	-	-	-	-	-	-	-
Construction, mining, and forestry machinery and equipment rental and leasing.....			03/09	-	-	-	-	-	-	-	-
Construction, mining, and forestry machinery and equipment rental and leasing.....			03/09	-	-	-	-	-	-	-	-
Legal services.....	45	1	03/09	163.465	163.739	164.168	165.692	166.199	0.3	0.9	0.3
Legal services.....	45	11	03/09	163.465	163.739	164.168	165.692	166.199	0.3	0.9	0.3
Legal services.....	45	1101	03/09	163.465	163.739	164.168	165.692	166.199	0.3	0.9	0.3
Accounting services (partial).....	45	2	06/09	129.876	130.166	131.842	128.845	128.719	1.3	-2.3	-0.1
Accounting services, excluding payroll.....	45	21	06/09	129.876	130.166	131.842	128.845	128.719	1.3	-2.3	-0.1
Financial auditing.....	45	2101	12/08	-	-	-	-	-	-	-	-
Tax preparation and planning.....	45	2102	04/09	130.385	127.019	129.874	124.356	124.303	2.2	-4.2	0.0
Bookkeeping and compilation.....			12/08	-	-	-	-	-	-	-	-
Other accounting services, including billing and review (partial).....			12/08	-	-	-	-	-	-	-	-
Architectural and engineering services.....	45	3	06/09	132.588	132.736	133.041	134.185	134.192	0.2	0.9	0.0
Architectural services.....			03/09	-	-	-	-	-	-	-	-
Architectural services.....			03/09	-	-	-	-	-	-	-	-
Engineering services.....	45	32	03/09	136.160	136.324	136.646	137.839	137.774	0.2	0.9	0.0
Engineering services.....	45	3201	03/09	136.160	136.324	136.646	137.839	137.774	0.2	0.9	0.0
Management, scientific, and technical consulting services.....	45	4	06/09	117.330	114.677	120.516	116.378	116.625	5.1	-3.4	0.2
Management consulting services.....	45	41	06/09	117.330	114.677	120.516	116.378	116.625	5.1	-3.4	0.2
Administrative and general management consulting services.....	45	4101	12/08	139.281	134.027	144.967	136.833	137.085	8.2	-5.6	0.2
Human resources consulting services.....			12/08	-	-	-	-	-	-	-	-
Marketing consulting services.....			12/08	-	-	-	-	-	-	-	-
Process, physical distribution, and logistics consulting services.....			12/08	-	-	-	-	-	-	-	-
Advertising and related services (partial).....			12/08	-	-	-	-	-	-	-	-
Advertising agency services.....			12/08	-	-	-	-	-	-	-	-
Advertising agency services.....			12/08	-	-	-	-	-	-	-	-
Information technology (IT) technical support and consulting services (partial).....	45	6	12/08	-	-	-	-	-	-	-	-
Information technology (IT) technical support and consulting services (partial).....	45	61	12/08	-	-	-	-	-	-	-	-

See footnotes at end of table.

Table 8. Producer price indexes and percentage changes for selected commodity and service groupings and individual items, seasonally adjusted — Continued
 [November 2023, Index base 1982=100, unless otherwise indicated]

Title	Commodity code		Other index base	Seasonally adjusted index ¹					Seasonally adjusted 1-month percent change ¹		
	Group code	Item code		July 2023	Aug. 2023 ^P	Sept. 2023 ^P	Oct. 2023 ^P	Nov. 2023 ^P	Aug. to Sept. ^P	Sept. to Oct. ^P	Oct. to Nov. ^P
Information technology (IT) technical support and consulting services (partial).....	45	6101	12/08	-	-	-	-	-	-	-	-
Permanent placement services.....			03/09	-	-	-	-	-	-	-	-
Permanent placement services.....			03/09	-	-	-	-	-	-	-	-
Employment placement services.....			03/09	-	-	-	-	-	-	-	-
Executive search services.....			12/08	-	-	-	-	-	-	-	-
Executive search services.....			12/08	-	-	-	-	-	-	-	-
Executive search services.....			12/08	-	-	-	-	-	-	-	-
Staffing services.....	46	3	06/09	130.212	129.765	128.809	129.358	129.645	-0.7	0.4	0.2
Temporary help services.....			03/09	-	-	-	-	-	-	-	-
Temporary help services.....			03/09	-	-	-	-	-	-	-	-
Co-employment staffing services.....	46	32	12/08	120.135	120.107	120.115	120.215	120.468	0.0	0.1	0.2
Co-employment staffing services.....	46	3201	12/08	120.135	120.107	120.115	120.215	120.468	0.0	0.1	0.2
Arrangement of flights (partial).....	47	1	06/09	109.900	110.046	109.691	108.243	108.595	-0.3	-1.3	0.3
Arrangement of international flights.....	47	11	12/08	110.491	110.806	109.926	107.697	108.306	-0.8	-2.0	0.6
Arrangement of international flights.....	47	1101	12/08	110.491	110.806	109.926	107.697	108.306	-0.8	-2.0	0.6
Arrangement of domestic flights.....			12/08	-	-	-	-	-	-	-	-
Arrangement of domestic flights (partial).....			12/08	-	-	-	-	-	-	-	-
Arrangement of vehicle rentals and lodging.....	47	2	12/08	-	-	-	-	-	-	-	-
Arrangement of vehicle rentals and lodging.....	47	21	12/08	-	-	-	-	-	-	-	-
Arrangement of vehicle rentals and lodging (partial).....	47	2101	12/08	-	-	-	-	-	-	-	-
Arrangement of cruises and tours.....			12/08	-	-	-	-	-	-	-	-
Arrangement of cruises and tours.....			12/08	-	-	-	-	-	-	-	-
Arrangement of cruises and tours.....			12/08	-	-	-	-	-	-	-	-
Other travel arrangements (partial).....			12/08	-	-	-	-	-	-	-	-
Other travel arrangements (partial).....			12/08	-	-	-	-	-	-	-	-
Other travel arrangements (partial).....			12/08	-	-	-	-	-	-	-	-
Security guard services.....			03/09	-	-	-	-	-	-	-	-
Security guard services.....			03/09	-	-	-	-	-	-	-	-
Security guard services.....			03/09	-	-	-	-	-	-	-	-
Janitorial services.....			03/09	-	-	-	-	-	-	-	-
Janitorial services.....			03/09	-	-	-	-	-	-	-	-
Janitorial services.....			03/09	-	-	-	-	-	-	-	-
Waste collection.....	50	1	12/08	168.174	170.040	171.529	170.751	172.462	0.9	-0.5	1.0
Solid waste collection.....	50	11	12/08	168.174	170.040	171.529	170.751	172.462	0.9	-0.5	1.0
Solid waste collection.....	50	1101	12/08	168.174	170.040	171.529	170.751	172.462	0.9	-0.5	1.0
Outpatient care (partial).....	51	1	06/09	128.763	128.881	129.074	129.360	129.198	0.1	0.2	-0.1
Outpatient care (partial).....	51	11	06/09	128.763	128.881	129.074	129.360	129.198	0.1	0.2	-0.1
Physician care.....	51	1101	03/09	116.890	116.873	116.917	117.096	117.067	0.0	0.2	0.0
Medical laboratory and diagnostic imaging center care.....			03/09	-	-	-	-	-	-	-	-
Home health and hospice care.....	51	1103	12/08	126.995	127.911	128.525	128.673	128.762	0.5	0.1	0.1
Hospital outpatient care.....	51	1104	12/08	-	-	-	-	-	-	-	-
Dental care.....	51	1105	06/10	131.024	131.669	131.609	131.678	132.073	0.0	0.1	0.3
Inpatient care.....	51	2	06/09	147.551	147.294	148.666	149.841	150.053	0.9	0.8	0.1
Inpatient care.....	51	21	06/09	147.551	147.294	148.666	149.841	150.053	0.9	0.8	0.1
Hospital inpatient care.....	51	2101	12/08	148.641	148.258	150.117	151.516	151.773	1.3	0.9	0.2
Nursing home care.....	51	2102	12/08	146.823	146.963	146.906	147.494	147.540	0.0	0.4	0.0
Intellectual and developmental disability center care.....	51	2103	12/08	190.687	190.680	190.723	191.077	191.431	0.0	0.2	0.2
Sales of blood and blood products, organs, and tissues.....			03/09	-	-	-	-	-	-	-	-
Sales of blood and blood products, organs, and tissues.....			03/09	-	-	-	-	-	-	-	-
Sales of blood and blood products, organs, and tissues.....			03/09	-	-	-	-	-	-	-	-
Traveler accommodation services.....	53	1	06/09	142.469	142.327	145.875	141.413	147.087	2.5	-3.1	4.0
Traveler accommodation services.....	53	11	06/09	142.469	142.327	145.875	141.413	147.087	2.5	-3.1	4.0
Guestroom or unit rental.....	53	1101	03/09	147.318	147.028	150.973	146.015	152.185	2.7	-3.3	4.2
Other traveler accommodation services.....			03/09	-	-	-	-	-	-	-	-
Food and beverage for immediate consumption services (partial).....	54	1	06/09	-	-	-	-	-	-	-	-
Food and nonalcoholic beverages for immediate consumption (partial).....	54	11	04/09	-	-	-	-	-	-	-	-
Food and nonalcoholic beverages for immediate consumption (partial).....	54	1101	04/09	-	-	-	-	-	-	-	-
Alcoholic beverages for immediate consumption (partial).....			12/08	-	-	-	-	-	-	-	-
Alcoholic beverages for immediate consumption (partial).....			12/08	-	-	-	-	-	-	-	-
Commercial and industrial machinery and equipment repair and maintenance. ..	55	1	03/09	155.953	155.942	158.849	157.834	158.842	1.9	-0.6	0.6
Commercial and industrial machinery and equipment repair and maintenance.....	55	11	03/09	155.953	155.942	158.849	157.834	158.842	1.9	-0.6	0.6

See footnotes at end of table.

Table 8. Producer price indexes and percentage changes for selected commodity and service groupings and individual items, seasonally adjusted — Continued
 [November 2023, Index base 1982=100, unless otherwise indicated]

Title	Commodity code		Other index base	Seasonally adjusted index ¹					Seasonally adjusted 1-month percent change ¹		
	Group code	Item code		July 2023	Aug. 2023 ^P	Sept. 2023 ^P	Oct. 2023 ^P	Nov. 2023 ^P	Aug. to Sept. ^P	Sept. to Oct. ^P	Oct. to Nov. ^P
Commercial machinery repair and maintenance.....	55	1101	03/09	155.953	155.942	158.849	157.834	158.842	1.9	-0.6	0.6
Motor vehicle repair and maintenance (partial).....	55	2	12/08	158.515	164.400	160.752	161.382	161.482	-2.2	0.4	0.1
Motor vehicle repair and maintenance (partial).....	55	21	12/08	158.515	164.400	160.752	161.382	161.482	-2.2	0.4	0.1
Motor vehicle repair and maintenance (partial).....	55	2101	12/08	158.515	164.400	160.752	161.382	161.482	-2.2	0.4	0.1
Ship repair and maintenance.....			06/09	-	-	-	-	-	-	-	-
Ship repair and maintenance.....			06/09	-	-	-	-	-	-	-	-
Ship repair, military.....			12/08	-	-	-	-	-	-	-	-
Ship repair, nonmilitary.....	55	3102	12/08	-	-	-	-	-	-	-	-
Aircraft repair and maintenance.....	55	4	04/09	143.246	143.696	148.797	149.363	149.627	3.5	0.4	0.2
Aircraft repair and maintenance.....	55	41	04/09	143.246	143.696	148.797	149.363	149.627	3.5	0.4	0.2
Aircraft repair and maintenance.....	55	4101	04/09	143.246	143.696	148.797	149.363	149.627	3.5	0.4	0.2
Membership dues and admissions and recreation facility use fees (partial).....	56	1	06/09	-	-	-	-	-	-	-	-
Membership dues and admissions and recreation facility use fees (partial).....	56	11	06/09	-	-	-	-	-	-	-	-
Membership dues.....	56	1101	04/09	-	-	-	-	-	-	-	-
Admissions and recreational facilities use fees (partial).....	56	1102	12/08	-	-	-	-	-	-	-	-
Recreational activity instruction fees (partial).....	56	2	12/08	-	-	-	-	-	-	-	-
Recreational activity instruction fees (partial).....	56	21	12/08	-	-	-	-	-	-	-	-
Recreational activity instruction fees (partial).....	56	2101	12/08	-	-	-	-	-	-	-	-
Gaming receipts (partial).....			12/08	-	-	-	-	-	-	-	-
Gaming receipts (partial).....			12/08	-	-	-	-	-	-	-	-
Gaming receipts (partial).....			12/08	-	-	-	-	-	-	-	-
Machinery and equipment and parts and supplies wholesaling.....			06/09	-	-	-	-	-	-	-	-
Machinery and equipment and parts and supplies wholesaling.....			06/09	-	-	-	-	-	-	-	-
Parts and supplies for machinery and equipment wholesaling.....			03/09	-	-	-	-	-	-	-	-
Machinery and vehicle wholesaling.....			05/19	-	-	-	-	-	-	-	-
Professional and commercial equipment wholesaling.....			05/19	-	-	-	-	-	-	-	-
Furnishings wholesaling.....			03/09	-	-	-	-	-	-	-	-
Furnishings wholesaling.....			03/09	-	-	-	-	-	-	-	-
Furnishings wholesaling.....			03/09	-	-	-	-	-	-	-	-
Building materials, paint, and hardware wholesaling.....	57	3	03/09	128.835	130.461	132.028	132.423	131.113	1.2	0.3	-1.0
Building materials, paint, and hardware wholesaling.....	57	31	03/09	128.835	130.461	132.028	132.423	131.113	1.2	0.3	-1.0
Building materials, paint, and hardware wholesaling.....	57	3101	03/09	128.835	130.461	132.028	132.423	131.113	1.2	0.3	-1.0
Metals, minerals, and ores wholesaling.....			03/09	-	-	-	-	-	-	-	-
Metals, minerals, and ores wholesaling.....			03/09	-	-	-	-	-	-	-	-
Metals, minerals, and ores wholesaling.....			03/09	-	-	-	-	-	-	-	-
Chemicals and allied products wholesaling.....	57	5	03/09	-	-	-	-	-	-	-	-
Chemicals and allied products wholesaling.....	57	51	03/09	-	-	-	-	-	-	-	-
Chemicals and allied products wholesaling.....	57	5101	03/09	-	-	-	-	-	-	-	-
Paper and plastics products wholesaling.....			03/09	-	-	-	-	-	-	-	-
Paper and plastics products wholesaling.....			03/09	-	-	-	-	-	-	-	-
Paper and plastics products wholesaling.....			03/09	-	-	-	-	-	-	-	-
Apparel wholesaling.....			03/09	-	-	-	-	-	-	-	-
Apparel wholesaling.....			03/09	-	-	-	-	-	-	-	-
Apparel wholesaling.....			03/09	-	-	-	-	-	-	-	-
Food and alcohol wholesaling.....			06/09	-	-	-	-	-	-	-	-
Food and alcohol wholesaling.....			06/09	-	-	-	-	-	-	-	-
Food wholesaling.....			03/09	-	-	-	-	-	-	-	-
Alcohol wholesaling.....			02/09	-	-	-	-	-	-	-	-
Other commodities wholesaling.....			03/09	-	-	-	-	-	-	-	-
Other commodities wholesaling.....			03/09	-	-	-	-	-	-	-	-
Other commodities wholesaling.....			03/09	-	-	-	-	-	-	-	-
Food and alcohol retailing.....	58	1	03/09	178.126	178.870	177.425	176.300	175.684	-0.8	-0.6	-0.3
Food and alcohol retailing.....	58	11	03/09	178.126	178.870	177.425	176.300	175.684	-0.8	-0.6	-0.3
Food retailing.....	58	1102	09/15	143.569	144.179	142.868	143.356	142.843	-0.9	0.3	-0.4
Alcohol retailing.....			09/15	-	-	-	-	-	-	-	-
Health and beauty care retailing, including optical goods.....			03/09	-	-	-	-	-	-	-	-
Health and beauty care retailing, including optical goods.....			03/09	-	-	-	-	-	-	-	-
Health and beauty care retailing, including optical goods.....			03/09	-	-	-	-	-	-	-	-
Apparel, jewelry, footwear, and accessories retailing.....	58	3	06/09	124.508	129.655	132.078	123.874	127.763	1.9	-6.2	3.1
Apparel, jewelry, footwear, and accessories retailing.....	58	31	06/09	124.508	129.655	132.078	123.874	127.763	1.9	-6.2	3.1
Apparel, footwear, and accessories retailing.....	58	3101	03/09	120.153	125.427	127.886	119.240	122.161	2.0	-6.8	2.4
Jewelry retailing.....	58	3102	03/09	-	-	-	-	-	-	-	-

See footnotes at end of table.

Table 8. Producer price indexes and percentage changes for selected commodity and service groupings and individual items, seasonally adjusted — Continued
 [November 2023, Index base 1982=100, unless otherwise indicated]

Title	Commodity code		Other index base	Seasonally adjusted index ¹					Seasonally adjusted 1-month percent change ¹		
	Group code	Item code		July 2023	Aug. 2023 ^P	Sept. 2023 ^P	Oct. 2023 ^P	Nov. 2023 ^P	Aug. to Sept. ^P	Sept. to Oct. ^P	Oct. to Nov. ^P
Computer hardware, software, and supplies retailing.....			03/09	-	-	-	-	-	-	-	-
Computer hardware, software, and supplies retailing.....			03/09	-	-	-	-	-	-	-	-
Computer hardware, software, and supplies retailing.....			03/09	-	-	-	-	-	-	-	-
TV, video, and photographic equipment and supplies retailing.....	58	5	03/09	51.598	48.227	51.089	54.416	63.342	5.9	6.5	16.4
TV, video, and photographic equipment and supplies retailing.....	58	51	03/09	51.598	48.227	51.089	54.416	63.342	5.9	6.5	16.4
TV, video, and photographic equipment and supplies retailing.....	58	5101	03/09	51.598	48.227	51.089	54.416	63.342	5.9	6.5	16.4
Automobiles and automobile parts retailing.....	58	6	06/09	168.250	168.102	164.286	157.241	152.374	-2.3	-4.3	-3.1
Automobiles and automobile parts retailing.....	58	61	06/09	168.250	168.102	164.286	157.241	152.374	-2.3	-4.3	-3.1
Automobile retailing (Partial).....	58	6101	03/09	179.203	178.542	173.625	164.301	155.855	-2.8	-5.4	-5.1
Automotive parts, including tires, retailing.....			03/09	-	-	-	-	-	-	-	-
RVs, trailers, and campers retailing.....			03/09	-	-	-	-	-	-	-	-
RVs, trailers, and campers retailing.....			03/09	-	-	-	-	-	-	-	-
RVs, trailers, and campers retailing.....			03/09	-	-	-	-	-	-	-	-
Sporting goods, including boats, retailing.....	58	9	03/09	119.909	120.075	121.437	121.122	119.262	1.1	-0.3	-1.5
Sporting goods, including boats, retailing.....	58	91	03/09	119.909	120.075	121.437	121.122	119.262	1.1	-0.3	-1.5
Sporting goods, including boats, retailing.....	58	9101	03/09	119.909	120.075	121.437	121.122	119.262	1.1	-0.3	-1.5
Lawn, garden, and farm equipment and supplies retailing.....			03/09	-	-	-	-	-	-	-	-
Lawn, garden, and farm equipment and supplies retailing.....			03/09	-	-	-	-	-	-	-	-
Lawn, garden, and farm equipment and supplies retailing.....			03/09	-	-	-	-	-	-	-	-
Furniture retailing.....			03/09	-	-	-	-	-	-	-	-
Furniture retailing.....			03/09	-	-	-	-	-	-	-	-
Furniture retailing.....			03/09	-	-	-	-	-	-	-	-
Flooring and floor coverings retailing.....			03/09	-	-	-	-	-	-	-	-
Flooring and floor coverings retailing.....			03/09	-	-	-	-	-	-	-	-
Flooring and floor coverings retailing.....			03/09	-	-	-	-	-	-	-	-
Hardware and building materials and supplies retailing.....	58	D	03/09	169.733	173.666	180.642	182.107	181.466	4.0	0.8	-0.4
Hardware and building materials and supplies retailing.....	58	D1	03/09	169.733	173.666	180.642	182.107	181.466	4.0	0.8	-0.4
Hardware and building materials and supplies retailing.....	58	D101	03/09	169.733	173.666	180.642	182.107	181.466	4.0	0.8	-0.4
Major household appliance retailing.....	58	E	03/09	124.668	133.945	138.638	128.934	134.677	3.5	-7.0	4.5
Major household appliance retailing.....	58	E1	03/09	124.668	133.945	138.638	128.934	134.677	3.5	-7.0	4.5
Major household appliance retailing.....	58	E101	03/09	124.668	133.945	138.638	128.934	134.677	3.5	-7.0	4.5
Fuels and lubricants retailing.....	58	F	06/09	247.348	258.792	249.482	289.083	278.224	-3.6	15.9	-3.8
Fuels and lubricants retailing.....	58	F1	06/09	247.348	258.792	249.482	289.083	278.224	-3.6	15.9	-3.8
Automotive fuels and lubricants retailing.....			03/09	-	-	-	-	-	-	-	-
Household fuels retailing.....	58	F102	03/09	163.521	149.880	141.151	151.457	166.656	-5.8	7.3	10.0
Cleaning supplies and paper products retailing.....			03/09	-	-	-	-	-	-	-	-
Cleaning supplies and paper products retailing.....			03/09	-	-	-	-	-	-	-	-
Cleaning supplies and paper products retailing.....			03/09	-	-	-	-	-	-	-	-
Book retailing.....			03/09	-	-	-	-	-	-	-	-
Book retailing.....			03/09	-	-	-	-	-	-	-	-
Book retailing.....			03/09	-	-	-	-	-	-	-	-
Other merchandise retailing (partial).....	58	I	03/09	137.282	139.180	137.617	137.331	136.830	-1.1	-0.2	-0.4
Other merchandise retailing (partial).....	58	I1	03/09	137.282	139.180	137.617	137.331	136.830	-1.1	-0.2	-0.4
Other merchandise retailing (partial).....	58	I101	03/09	137.282	139.180	137.617	137.331	136.830	-1.1	-0.2	-0.4
Metal treatment services.....			12/84	-	-	-	-	-	-	-	-
Metal treatment services.....			12/84	-	-	-	-	-	-	-	-
Metal plating and polishing.....	59	1101	12/84	255.594	256.271	257.024	257.779	258.372	0.3	0.3	0.2
Metal coating and allied services.....			12/84	-	-	-	-	-	-	-	-
Metal heat treating.....			06/85	-	-	-	-	-	-	-	-
Mining services.....	60	1	06/85	-	-	-	-	-	-	-	-
Mining services.....	60	11	06/85	-	-	-	-	-	-	-	-
Support activities for coal mining.....	60	1102	06/85	-	-	-	-	-	-	-	-
Drilling oil and gas wells services.....	60	1103	12/85	-	-	-	-	-	-	-	-
Support activities for oil and gas operations.....			12/85	-	-	-	-	-	-	-	-
Metal and nonmetallic minerals mining services.....			05/23	-	-	-	-	-	-	-	-
Contract work on textile products and apparel.....			06/10	-	-	-	-	-	-	-	-
Contract work on textile products and apparel.....			06/10	-	-	-	-	-	-	-	-
Contract work on textile products.....	61	1102	06/87	-	-	-	-	-	-	-	-
Contract work on apparel.....			06/87	-	-	-	-	-	-	-	-
Contract & commission receipts for tanning or finishing leather owned by others.....			06/11	-	-	-	-	-	-	-	-
Contract & commission receipts for tanning or finishing leather owned by others.....			06/11	-	-	-	-	-	-	-	-

See footnotes at end of table.

Table 8. Producer price indexes and percentage changes for selected commodity and service groupings and individual items, seasonally adjusted — Continued
 [November 2023, Index base 1982=100, unless otherwise indicated]

Title	Commodity code		Other index base	Seasonally adjusted index ¹					Seasonally adjusted 1-month percent change ¹		
	Group code	Item code		July 2023	Aug. 2023 ^p	Sept. 2023 ^p	Oct. 2023 ^p	Nov. 2023 ^p	Aug. to Sept. ^p	Sept. to Oct. ^p	Oct. to Nov. ^p
Contract and commission receipts for tanning or finishing leather owned by others.....			12/97	-	-	-	-	-	-	-	-
New nonresidential building construction.....			06/09	-	-	-	-	-	-	-	-
New nonresidential building construction.....			06/09	-	-	-	-	-	-	-	-
New warehouse building construction.....			12/04	-	-	-	-	-	-	-	-
New school building construction.....			12/05	-	-	-	-	-	-	-	-
New office building construction.....			06/06	-	-	-	-	-	-	-	-
New industrial building construction.....			06/07	-	-	-	-	-	-	-	-
New health care building construction.....			06/12	-	-	-	-	-	-	-	-
Maintenance and repair of nonresidential buildings (partial).....	80	2	04/09	-	-	-	-	-	-	-	-
Maintenance and repair of nonresidential buildings (partial).....	80	21	04/09	-	-	-	-	-	-	-	-
Maintenance and repair of nonresidential buildings (partial).....	80	2101	04/09	-	-	-	-	-	-	-	-

¹ All indexes are subject to revision for 4 months after their originally scheduled publication to incorporate late reports and corrections by survey respondents. In addition, seasonally adjusted indexes are subject to change for up to 5 years due to the recalculation of seasonal factors published each January.

² Due to incomplete coverage of the services sector, some services indexes in this table reflect only a portion of their wherever-provided output. These indexes are flagged using the term "partial" at the end of their titles. For more information regarding wherever-provided services indexes, go to <https://www.bls.gov/ppi/wepnotice.htm>. This webpage includes methodology documentation, a table identifying missing coverage areas for those indexes with incomplete coverage, and a concordance table between wherever-provided services indexes and Census product codes.

p Preliminary

"-" Seasonal tests did not indicate the presence of seasonality.

Table 9. Producer price indexes for commodity and service groupings and individual items, not seasonally adjusted

[November 2023, Index base 1982=100, unless otherwise indicated]

Title	Commodity code		Other index base	Unadjusted index ¹				
	Group code	Item code		July 2023	Aug. 2023 ^P	Sept. 2023 ^P	Oct. 2023 ^P	Nov. 2023 ^P
Goods								
All commodities.....	00	000000		253.835	257.674	258.797	255.033	253.811
Industrial commodities.....	IND	THRU15		254.313	259.338	260.832	256.777	255.184
Farm products, processed foods and feeds.....	PFF	PLUS02		249.033	247.604	247.082	244.640	245.062
Farm products.....	01	–		228.980	222.013	217.925	211.494	217.599
Fruits & melons, fresh/dry vegs. & nuts.....	01	1		243.345	235.266	220.517	212.927	239.519
Fresh fruits and melons.....	01	11		156.922	164.247	164.528	154.283	182.453
Citrus fruits.....	01	1101		356.353	361.055	401.888	358.405	377.687
Grapefruits.....	01	110101		573.440	559.404	543.327	705.280	747.194
Lemons.....	01	110104		346.698	358.606	403.752	431.051	379.614
Valencia oranges.....	01	110105		206.697	208.471	241.734	255.765	–
Navel oranges.....	01	110106		297.402	–	–	240.621	286.383
Tangerines.....	01	110108	12/91	–	–	–	458.304	459.774
Other fruits and berries.....	01	1102		137.109	146.264	142.325	133.796	163.357
Plums and fresh prunes.....	01	110201	12/91	543.428	429.516	470.366	448.565	–
Nectarines.....	01	110202	12/91	197.524	190.602	207.207	–	–
Cherries.....	01	110203	12/91	29.990	–	–	–	–
Apricots.....	01	110204	12/91	257.450	–	–	–	–
Avocados.....	01	110205	12/91	239.732	276.800	340.464	398.592	271.264
Granny Smith apples.....	01	110208	12/91	285.920	–	–	159.886	166.822
Golden delicious apples.....	01	110211	12/91	224.404	–	–	207.274	184.273
Red delicious apples.....	01	110215		303.193	306.412	311.786	288.905	252.687
McIntosh apples.....	01	110216		274.221	274.221	255.798	254.014	249.024
Peaches.....	01	110219		493.643	489.112	492.134	431.454	–
Gala apples.....	01	110220	03/15	114.577	118.659	109.543	94.972	88.871
Pears.....	01	110221		176.014	171.908	151.633	144.229	137.630
Strawberries.....	01	110222		74.839	134.710	69.850	89.807	209.549
Raspberries.....	01	110224	12/91	38.151	30.884	38.151	21.800	–
Blackberries.....	01	110225	12/91	32.828	53.718	38.796	47.749	–
Blueberries.....	01	110227	12/91	20.792	20.640	–	–	–
Grapes.....	01	110228		152.394	149.129	165.373	161.246	162.131
Table grapes.....	01	1102281	12/11	173.751	161.171	223.762	207.858	211.268
Wine grapes.....	01	1102283	12/11	116.074	116.074	116.074	116.074	116.074
Juice grapes.....	01	1102284	01/16	200.445	200.445	200.445	200.445	200.445
Fuji apples.....	01	110229	03/15	143.576	148.526	175.608	164.444	144.990
Empire apples.....	01	110230	10/15	129.535	–	–	134.344	134.344
Melons.....	01	1103	12/91	170.129	135.633	157.074	175.541	–
Cantaloupes.....	01	110301		155.509	104.836	195.471	229.669	–
Honeydews.....	01	110302	12/91	–	150.182	173.286	283.822	–
Watermelons.....	01	110303	12/91	269.998	240.868	232.992	238.770	–
Fresh and dry vegetables.....	01	13		332.127	293.783	253.031	248.680	276.548
Dry vegetables.....	01	1301		224.734	227.018	230.922	232.284	242.519
Dry beans.....	01	13011	09/15	159.112	159.001	161.600	162.184	165.847
Dry pinto beans.....	01	130110	12/91	388.279	386.393	396.692	409.003	424.453
Dry great northern beans.....	01	130111	12/91	439.002	439.002	460.952	460.952	460.952
Dry pea beans.....	01	130113		218.892	225.330	221.680	203.895	203.098
Dry kidney beans.....	01	130114	12/11	111.236	106.988	107.695	103.212	105.729
Dry small red beans.....	01	130115	12/11	–	–	–	83.701	86.344
Dry garbanzo beans.....	01	130116	12/11	85.318	85.318	87.379	87.379	87.379
Dry black beans.....	01	130117	09/15	177.230	177.230	177.230	180.378	185.875
Dry peas and lentils.....	01	13012	09/15	128.277	131.762	134.200	136.922	145.824
Dry peas.....	01	130120	12/91	284.475	282.467	283.325	291.459	311.474
Dry lentils.....	01	130121	12/91	315.364	343.794	359.063	361.479	382.802
Fresh vegetables, except potatoes.....	01	1302		292.723	265.735	256.427	265.396	309.693
Cabbage.....	01	130211		263.352	235.213	273.148	361.492	374.043
Carrots.....	01	130212		245.293	255.214	255.214	311.920	311.009
Celery.....	01	130213		1,037.400	204.255	234.472	276.992	393.830
Sweet corn.....	01	130214		247.047	150.302	159.954	183.624	307.676
Lettuce.....	01	130215		278.758	338.251	217.888	253.582	326.249
Dry onions.....	01	130216		271.535	204.434	208.400	175.158	188.015
Tomatoes.....	01	130217		276.218	233.194	360.253	238.273	270.164
Snap beans.....	01	130218		–	–	260.381	–	581.955
Broccoli.....	01	130222	12/91	297.317	248.692	258.405	304.678	335.623
Cauliflower.....	01	130223	12/91	79.652	55.167	106.154	186.944	87.720
Spinach.....	01	130224	12/91	453.727	570.512	509.752	434.000	348.778
Greens.....	01	130225	12/91	241.370	255.286	236.038	249.709	238.802

See footnotes at end of table.

Table 9. Producer price indexes for commodity and service groupings and individual items, not seasonally adjusted — Continued
 [November 2023, Index base 1982=100, unless otherwise indicated]

Title	Commodity code		Other index base	Unadjusted index ¹				
	Group code	Item code		July 2023	Aug. 2023 ^P	Sept. 2023 ^P	Oct. 2023 ^P	Nov. 2023 ^P
Endive.....	01	130226	12/91	617.244	497.413	452.193	743.858	773.251
Green peppers.....	01	130228	12/91	321.988	455.685	322.739	318.827	431.231
Eggplant.....	01	130229	12/91	—	—	454.267	457.217	376.369
Squash.....	01	130231	12/91	214.928	236.947	360.978	151.170	208.261
Beets.....	01	130232	12/91	122.242	116.042	116.484	128.222	131.765
Cucumbers.....	01	130234	12/91	279.801	258.464	293.616	260.823	232.808
Artichokes.....	01	130235	12/11	130.008	123.679	136.588	180.207	274.604
Pumpkins.....	01	130236	12/11	—	—	173.169	177.017	—
Sweet potatoes.....	01	1303		146.563	151.363	150.583	155.988	171.481
Sweet potatoes.....	01	130301	12/91	94.758	97.861	97.357	100.852	110.868
Potatoes.....	01	1306	12/11	232.785	191.803	126.638	107.586	105.961
Long white potatoes.....	01	130601	12/91	394.045	—	—	—	—
Round white potatoes.....	01	130602	12/91	235.729	235.729	—	—	—
Russet potatoes.....	01	130603	12/91	418.460	334.822	218.903	181.935	179.185
Round red potatoes.....	01	130604	12/91	329.116	245.695	186.921	197.885	194.955
Round yellow potatoes.....	01	130605	09/15	—	179.930	120.718	115.796	114.015
Tree nuts.....	01	19		1,240.018	1,266.209	1,235.072	1,235.072	1,243.812
Tree nuts.....	01	1901		1,240.018	1,266.209	1,235.072	1,235.072	1,243.812
Pecans.....	01	190101		732.203	732.203	732.203	732.203	732.203
Almonds.....	01	190102	12/91	346.280	357.337	353.647	353.647	357.337
Filberts.....	01	190103	12/91	278.766	278.766	278.766	278.766	278.766
Walnuts.....	01	190104	12/91	186.550	186.550	186.550	186.550	186.550
Macadamias.....	01	190105	12/91	371.076	371.076	371.076	371.076	371.076
Pistachios.....	01	190106	12/91	257.201	257.201	214.334	214.334	214.334
Grains.....	01	2		226.695	211.044	194.918	190.498	188.721
Wheat.....	01	21		225.539	207.694	196.866	185.021	182.744
Wheat.....	01	2101		225.539	207.694	196.866	185.021	182.744
Hard red winter wheat.....	01	210101		231.509	207.845	200.128	182.017	172.860
Hard red spring wheat.....	01	210102		269.779	250.323	227.449	211.397	225.932
Soft white wheat.....	01	210103		172.113	158.344	156.049	157.196	154.902
Soft red winter wheat.....	01	210104		190.424	176.163	162.429	163.523	169.589
Hard amber durum wheat.....	01	210105	12/84	261.845	352.942	321.785	317.135	304.114
Other grains.....	01	22		230.456	213.900	197.306	194.089	193.117
Barley.....	01	2201		253.834	260.695	242.445	231.479	224.780
Barley.....	01	220101		253.834	260.695	242.445	231.479	224.780
Corn.....	01	2202		225.998	209.290	192.563	189.092	188.152
Corn.....	01	220205		225.998	209.290	192.563	189.092	188.152
Oats.....	01	2203		263.332	277.683	284.479	275.717	269.702
Oats.....	01	220311		263.332	277.683	284.479	275.717	269.702
Sorghum.....	01	2205	12/91	225.231	211.394	209.671	221.377	222.950
Sorghum.....	01	220501	12/91	225.231	211.394	209.671	221.377	222.950
Rough rice.....	01	23	12/91	154.378	156.555	136.056	134.894	124.964
Rough rice.....	01	2301	12/91	154.378	156.555	136.056	134.894	124.964
Rough rice.....	01	230103	12/04	262.490	266.192	231.337	229.360	212.477
Long grain rough rice.....	01	2301031	09/15	154.128	155.046	143.119	141.284	141.284
Medium/short grain rough rice.....	01	2301032	09/15	203.822	209.554	163.057	163.057	127.389
Livestock.....	01	3		243.062	244.260	238.799	232.363	221.880
Slaughter cattle.....	01	31		274.985	279.285	278.807	274.626	261.768
Slaughter steers and heifers.....	01	3101		278.592	282.750	281.957	281.892	270.922
Slaughter steers and heifers.....	01	310199	12/91	263.977	267.917	267.166	267.104	256.710
Slaughter cows and bulls.....	01	3102		235.783	240.184	240.388	222.275	203.372
Slaughter cows and bulls.....	01	310299	12/91	212.041	215.998	216.182	199.893	182.893
Slaughter vealers.....	01	3103		96.882	98.161	100.530	100.941	101.444
Slaughter vealers.....	01	310399	12/91	83.697	84.801	86.849	87.204	87.637
Slaughter hogs.....	01	32		127.622	123.703	101.252	94.707	83.150
Slaughter barrows and gilts.....	01	3201		127.860	122.696	100.493	94.783	81.528
Slaughter barrows and gilts.....	01	320199	12/91	193.316	185.509	151.939	143.306	123.264
Slaughter sows.....	01	3202		89.015	138.274	110.438	70.261	132.660
Slaughter sows.....	01	320299	12/91	154.564	240.097	191.763	122.001	230.349
Slaughter lambs.....	01	33		349.280	354.361	365.709	382.001	402.919
Slaughter lambs.....	01	3301		349.280	354.361	365.709	382.001	402.919
Slaughter lambs.....	01	330199	12/91	402.821	408.681	421.768	440.559	464.683
Feeder and replacement cattle.....	01	34	09/21	155.735	157.995	165.436	161.497	159.747
Feeder and replacement cattle.....	01	3401	09/21	155.735	157.995	165.436	161.497	159.747
Feeder and replacement cattle.....	01	340199	09/21	155.735	157.995	165.436	161.497	159.747

See footnotes at end of table.

Table 9. Producer price indexes for commodity and service groupings and individual items, not seasonally adjusted — Continued
 [November 2023, Index base 1982=100, unless otherwise indicated]

Title	Commodity code		Other index base	Unadjusted index ¹				
	Group code	Item code		July 2023	Aug. 2023 ^P	Sept. 2023 ^P	Oct. 2023 ^P	Nov. 2023 ^P
Slaughter poultry.....	01	4		333.103	300.564	312.102	299.475	303.406
Slaughter chickens.....	01	41		343.879	309.036	324.935	315.334	317.453
Broilers and other meat type chickens.....	01	4102		348.664	313.336	329.457	319.722	321.870
Slaughter chickens.....	01	410299	12/91	335.748	301.729	317.253	307.878	309.947
Slaughter turkeys.....	01	42		293.549	267.343	259.119	229.699	243.196
Slaughter turkeys.....	01	4201		293.549	267.343	259.119	229.699	243.196
Slaughter turkeys.....	01	420199	12/91	267.134	243.286	235.802	209.030	221.312
Slaughter ducks.....	01	43	12/91	300.288	300.288	300.288	299.376	299.376
Slaughter ducks.....	01	4301	12/91	300.288	300.288	300.288	299.376	299.376
Slaughter ducks.....	01	430199	12/91	300.288	300.288	300.288	299.376	299.376
Raw cotton.....	01	5		125.379	131.113	133.189	131.140	123.012
Raw cotton.....	01	51		124.099	129.775	131.830	129.802	121.756
Raw cotton.....	01	5101		124.099	129.775	131.830	129.802	121.756
Raw cotton.....	01	510101		124.099	129.775	131.830	129.802	121.756
Upland cotton.....	01	5101011	09/15	125.118	130.302	132.517	130.330	121.668
Pima cotton.....	01	5101012	09/15	105.301	116.685	116.685	116.685	116.574
Raw milk.....	01	6		132.745	150.292	160.209	164.787	167.156
Raw milk.....	01	61		133.282	150.900	160.857	165.453	167.832
Raw milk.....	01	6101		133.282	150.900	160.857	165.453	167.832
Raw milk.....	01	610102		133.282	150.900	160.857	165.453	167.832
Chicken eggs.....	01	7		198.949	211.413	227.042	202.509	321.527
Chicken eggs.....	01	71		198.949	211.413	227.042	202.509	321.527
Eggs for fresh use.....	01	7107	12/91	158.999	174.547	188.600	164.191	281.032
Eggs, jumbo.....	01	710701	12/84	185.279	206.124	229.962	223.660	307.590
Eggs, extra large.....	01	710702	12/84	189.046	204.992	225.403	186.692	319.760
Eggs, large.....	01	710703		190.218	213.737	229.751	195.909	340.879
Eggs, medium.....	01	710704	12/84	179.797	180.926	193.849	192.826	322.684
Eggs, small.....	01	710705	12/84	127.412	127.412	139.703	139.703	199.625
Breaker stock and checks and undergrades.....	01	7108	12/91	201.891	201.891	214.216	200.189	271.794
Breaker stock.....	01	710801	12/91	196.399	196.399	208.380	195.223	264.388
Checks and undergrades.....	01	710802	12/91	262.371	262.371	278.462	255.375	353.327
Hay, hayseeds, and oilseeds.....	01	8		304.728	274.708	274.146	258.461	279.879
Hay and hayseeds.....	01	81		467.571	382.319	402.930	384.085	411.350
Hay and hayseeds.....	01	8101		467.571	382.319	402.930	384.085	411.350
Alfalfa hay.....	01	810101		415.362	355.270	387.377	380.815	363.298
All other hay.....	01	810102	09/15	182.554	143.070	145.650	134.258	161.444
Oilseeds.....	01	83		272.316	249.231	246.678	232.163	251.838
Oilseeds.....	01	8301		272.316	249.231	246.678	232.163	251.838
Peanuts.....	01	830111		142.086	140.421	131.615	127.703	142.012
Cottonseed.....	01	830121		221.965	227.520	231.767	236.559	235.177
Soybeans.....	01	830131		253.156	229.817	227.603	213.153	232.579
Flaxseed.....	01	830151	12/91	247.972	268.215	283.396	293.488	279.513
Sunflower.....	01	830161	12/91	296.774	278.939	300.204	279.495	254.406
Canola.....	01	830171	12/11	123.264	116.918	111.203	106.811	109.653
Miscellaneous oil crops.....	01	830181	09/15	170.671	170.584	171.413	171.413	171.413
Processed foods and feeds.....	02	—		259.429	260.739	261.981	261.509	259.119
Cereal and bakery products.....	02	1		331.250	330.933	331.796	330.925	329.458
Bakery products.....	02	11		353.989	354.468	357.961	357.904	358.264
Bread (white, wheat, rye, etc.), including frozen.....	02	1102	06/06	176.272	175.312	177.171	176.769	176.640
Bread (white, wheat, rye, etc.), including frozen.....	02	110201	06/06	176.272	175.312	177.171	176.769	176.640
White pan bread.....	02	11020111	12/11	144.198	142.258	143.735	142.936	142.764
White hearth bread (French, Italian, etc.).....	02	11020112	12/11	144.209	144.675	144.675	145.489	145.715
Dark wheat breads (whole wheat, cracked wheat, multigrain, etc.).....	02	11020113	12/11	142.703	142.770	141.925	141.445	141.346
Other variety breads (rye, unleavened, raisin, potato, self-rising, salt-free, canned, etc.).....	02	11020114	12/11	127.412	127.346	131.508	131.542	131.380
Rolls (bread-type), muffins, bagels, and croissants.....	02	1105		359.998	363.230	369.223	370.045	371.786
Rolls (bread-type), muffins, bagels, and croissants.....	02	110505	06/06	175.634	177.211	180.134	180.535	181.385
Rolls, hamburger and wiener.....	02	11050501	12/11	128.073	128.134	131.777	132.117	132.739
All other rolls, bread-type (incl. muffins, bagels, and croissants).....	02	11050502	12/11	147.277	149.641	150.648	150.938	151.647
Other sweet goods, excluding frozen.....	02	1107		389.411	389.411	390.245	390.177	390.818
Other sweet goods, excluding frozen.....	02	110703	06/99	242.092	242.092	242.610	242.568	242.966
Soft cakes, excluding frozen.....	02	1108		427.394	430.286	440.303	439.699	436.934
Soft cakes, excluding frozen.....	02	110803	06/99	219.220	220.704	225.841	225.532	224.113
Pies (fruit, cream, and custard), excluding frozen.....	02	1109		—	—	—	479.358	481.229

See footnotes at end of table.

Table 9. Producer price indexes for commodity and service groupings and individual items, not seasonally adjusted — Continued
 [November 2023, Index base 1982=100, unless otherwise indicated]

Title	Commodity code		Other index base	Unadjusted index ¹				
	Group code	Item code		July 2023	Aug. 2023 ^P	Sept. 2023 ^P	Oct. 2023 ^P	Nov. 2023 ^P
Pies (fruit, cream, and custard), excluding frozen.....	02	110903	06/99	—	—	—	241.357	242.299
Cookies, crackers, and related products.....	02	1121		268.920	268.977	268.977	268.977	268.977
Cookies, wafers, and ice cream cones and cups (excluding frozen).....	02	112103	06/83	268.006	268.094	268.094	268.094	268.094
Crackers, biscuits, and related products.....	02	112104	06/83	251.351	251.351	251.351	251.351	251.351
Saltines and all other crackers, cracker meal and crumbs, and biscuits.....	02	1121042	12/11	101.631	101.631	101.631	101.631	101.631
Retail bakery products, excluding retail trade.....	02	1130	06/14	161.859	161.447	162.823	162.823	163.357
Retail bakery products, excluding retail trade.....	02	113001	06/14	161.859	161.447	162.823	162.823	163.357
Flour and flour base mixes and doughs.....	02	12		265.714	264.516	264.713	262.972	262.318
Wheat flour.....	02	1203		271.737	265.229	266.971	262.899	262.163
Wheat flour.....	02	120301	06/83	265.293	258.939	260.640	256.665	255.946
Flour base mixes and doughs.....	02	1204		258.035	259.659	259.038	258.554	257.955
Flour base mixes and doughs.....	02	120401	06/83	271.137	272.844	272.191	271.683	271.053
Prepared flour mixes, including refrigerated and frozen doughs and batters, made in flour mills.....	02	1204011	12/11	134.600	134.383	134.383	134.025	134.025
Flour mixes, excluding cake mixes, made from purchased flour.....	02	1204013	12/11	139.694	140.831	140.413	140.160	139.757
Milled rice and byproducts.....	02	13		300.547	297.710	289.674	285.051	279.024
Head rice.....	02	1301		315.959	314.932	307.826	305.944	299.236
Head rice.....	02	130106	06/03	305.953	304.958	298.076	296.254	289.759
Head rice not packaged with other ingredients.....	02	1301066	12/11	140.878	140.299	136.296	135.236	132.271
Milled rice (incl second heads, screenings, brewers, bran, sharps, rice flour, and byproducts).....	02	1302	06/84	178.246	175.254	169.590	164.854	161.529
Milled rice (incl second heads, screenings, brewers, bran, sharps, rice flour, and byproducts).....	02	130201	06/84	178.246	175.254	169.590	164.854	161.529
Cereal and pasta products.....	02	14		318.640	318.166	316.450	315.696	311.179
Dry macaroni, spaghetti, and egg noodle products, made from purchased flour.....	02	1402	06/85	281.364	281.364	281.364	284.768	284.768
Dry macaroni, spaghetti, and egg noodle products, made from purchased flour.....	02	140203	12/02	231.553	231.553	231.553	234.355	234.355
Dry macaroni, spaghetti, and egg noodle products, made from purchased flour.....	02	14020303	06/09	156.047	156.047	156.047	157.935	157.935
Cereal and mill products, other than flour.....	02	1409	06/85	302.501	301.959	299.997	298.389	293.227
Manufactured starch, made by wet milling.....	02	140907	06/85	378.106	380.928	375.958	382.030	370.101
Wheat mill products, corn mill products, and other grain mill products except flour.....	02	140908	06/98	261.962	259.371	256.230	249.469	240.464
Wheat mill products, except flour.....	02	1409081	12/09	157.482	148.307	146.738	141.176	137.496
Corn mill products.....	02	1409082	12/09	165.077	169.580	166.528	163.146	154.741
Other grain mill products.....	02	1409083	12/09	171.720	167.373	167.476	163.348	161.402
Breakfast cereal.....	02	140909	12/11	138.256	138.256	138.218	138.218	138.218
Meats, poultry, and fish.....	02	2		231.941	230.332	233.619	232.432	224.753
Meats.....	02	21		240.904	237.852	238.600	237.611	236.413
Beef and veal products, fresh or frozen.....	02	2101		302.191	292.033	295.379	294.220	299.333
Beef, fresh/frozen variety meats, not canned or made into sausage, made in slaughtering plants.....	02	210126	06/08	244.598	247.093	250.129	245.565	242.841
Beef, fresh/frozen whole/half carcass, not canned or made into sausage, misp.....	02	210131	06/08	182.764	191.853	192.955	200.120	191.194
Beef, fresh/frozen, primal and subprimal cuts, made in slaughtering plants.....	02	210133	12/95	264.076	251.810	254.837	253.059	260.019
Lamb/mutton, fresh or frozen, not canned or made into sausage, made in slaughtering plants.....	02	2103		478.102	478.715	482.634	489.070	481.347
Lamb/mutton, fresh or frozen, not canned or made into sausage, made in slaughtering plants.....	02	210321	12/88	382.416	382.906	386.040	391.189	385.011
Pork products, fresh, frozen, or processed, except sausage.....	02	2104		162.341	162.272	162.199	163.542	158.310
Pork, fresh/frozen, unprocessed, all cuts, except sausage, made in slaughtering plants.....	02	210444	06/01	105.272	102.320	99.947	102.249	100.625
Pork, processed or cured, not canned or made into sausage.....	02	210447	06/01	173.149	178.435	182.645	181.441	172.600
Pork, processed or cured, not canned or made into sausage, made in slaughtering plants.....	02	2104471	06/08	183.816	194.496	198.563	197.780	194.407
Pork, processed or cured, not canned or made into sausage, mfpc.....	02	2104472	06/08	152.242	155.498	159.310	158.115	148.692
Pork, sweet-pickled, dry-cured, or dry salt, not canned or made into sausage, mfpc.....	02	21044721	09/16	127.312	127.217	126.798	125.884	126.508
Smoked hams and picnics, excluding canned, made from purchased carcasses.....	02	21044722	12/11	146.226	144.131	146.282	145.250	140.975
Smoked slab bacon, made from purchased carcasses.....	02	21044723	09/16	128.348	142.245	136.942	129.151	127.711
Smoked sliced bacon, made from purchased carcasses.....	02	21044724	12/11	116.856	121.260	128.071	128.072	112.077
Other smoked pork, not canned or made into sausage, made from purchased carcasses.....	02	21044725	12/11	124.376	124.168	124.759	124.591	124.255
Boiled ham, barbecue pork, and other cooked pork, excluding canned meats and sausage, mfpc.....	02	21044726	12/11	125.442	129.888	131.318	129.730	127.815
Other meats, fresh, frozen, or canned.....	02	2105		231.523	232.865	231.750	228.636	225.394
Fresh/processed sausage, deli & cooked meats, etc.....	02	210503	06/01	204.462	211.277	207.804	205.707	208.201
Fresh and processed sausage, deli, and cooked meats, made in slaughtering plants.....	02	2105031	06/08	216.737	216.401	225.543	231.608	225.936

See footnotes at end of table.

Table 9. Producer price indexes for commodity and service groupings and individual items, not seasonally adjusted — Continued
 [November 2023, Index base 1982=100, unless otherwise indicated]

Title	Commodity code		Other index base	Unadjusted index ¹				
	Group code	Item code		July 2023	Aug. 2023 ^P	Sept. 2023 ^P	Oct. 2023 ^P	Nov. 2023 ^P
Fresh and processed sausage, deli, and cooked meats, mfpc.	02	2105032	06/08	175.253	181.879	177.571	174.913	177.915
Fresh sausage (pork sausage, breakfast links, etc.), excluding canned, mfpc.	02	21050321	12/11	151.573	161.982	155.883	144.660	151.490
Dry or semidry sausage (salami, cervelat, pepperoni, summer sausage, pork roll, etc), mfpc.	02	21050322	12/11	138.647	144.634	145.605	144.481	143.655
Frankfurters, including wieners, excluding canned, made from purchased carcasses.	02	21050323	12/11	142.296	142.155	142.563	142.865	142.901
Other sausage (smoked or cooked) & jellied goods & similar preparations, excluding canned, mfpc.	02	21050324	12/11	141.179	142.604	132.156	140.063	143.363
Boxed meat (beef, pork, lamb, etc.), made from purchased carcasses.	02	210504	06/08	140.019	140.466	141.070	140.344	141.001
Canned meats, excluding dog, cat, and baby food.	02	210579	12/88	285.159	285.823	284.706	279.446	282.144
Frozen ground meat patties and other processed, frozen, or cooked meats, mfpc.	02	210586	12/01	177.295	174.280	174.714	171.412	163.113
Processed poultry.	02	22		171.456	173.292	181.645	180.520	160.859
Young chickens, including bulk, chilled, frozen, whole, and in parts.	02	2203		190.838	191.928	200.789	199.089	176.684
Young chickens, including bulk, chilled, frozen, whole, and in parts.	02	220333	12/90	188.526	189.603	198.357	196.678	174.543
Turkeys, including frozen, whole, and in parts.	02	2206		188.226	182.198	177.653	175.218	172.327
Turkeys, including frozen, whole, and in parts.	02	220611	12/90	186.826	180.843	176.332	173.915	171.045
Canned, cooked, smoked or prepared poultry.	02	2208		135.479	141.184	154.333	154.071	130.001
Canned, cooked, smoked or prepared poultry.	02	220811	12/90	111.328	116.015	126.820	126.605	106.826
Chicken hens and other poultry/small game.	02	2209	12/90	113.261	113.266	113.220	113.911	112.816
Other poultry/small game (duck, goose, rabbit, etc.).	02	220911	12/90	306.760	306.799	306.675	308.546	305.582
Unprocessed and prepared seafood.	02	23		422.316	414.924	411.691	408.270	409.978
Unprocessed finfish.	02	2301		659.945	652.126	600.051	593.380	602.738
Haddock.	02	230101		362.401	294.257	281.408	300.292	171.108
Halibut.	02	230102		863.800	775.184	704.492	615.482	777.151
Salmon.	02	230103		313.663	321.717	—	—	—
Flounder.	02	230131	12/91	137.413	236.109	131.047	115.720	138.713
Cod.	02	230132	12/91	116.349	159.706	97.972	91.234	98.139
Pollock.	02	230133	12/91	353.616	269.669	297.692	307.225	298.345
Rockfish.	02	230135	12/91	432.020	—	—	—	—
Tuna.	02	230136	01/16	111.469	79.571	91.641	78.939	75.835
Other finfish.	02	230199	12/91	406.995	468.670	416.822	423.181	430.773
Unprocessed shellfish.	02	2305	12/91	277.179	265.066	266.988	271.445	264.752
Shrimp.	02	230501	12/91	85.378	84.809	83.143	82.530	82.097
Crabs.	02	230502	12/91	558.124	477.720	—	—	—
Lobsters.	02	230503	12/91	193.467	199.383	206.360	206.297	190.464
Clams.	02	230504	12/91	273.027	273.027	273.027	270.215	270.215
Oysters.	02	230505	01/16	138.725	138.725	138.725	138.725	138.725
Sea scallops.	02	230506	01/16	106.763	107.417	107.736	115.328	114.569
Mussels.	02	230507	01/16	134.483	134.483	134.483	134.483	134.483
Prepared fresh and frozen seafood.	02	2306	12/11	130.385	128.595	128.440	127.342	128.643
Prepared fresh fish/seafood, inc. surimi/surimi-based products.	02	230601	12/11	137.675	136.518	137.998	136.444	140.154
Prepared frozen fish.	02	230602	12/11	120.188	118.756	117.927	115.381	115.519
Prepared frozen shellfish.	02	230603	12/11	122.769	117.283	116.187	118.435	122.381
Other prepared fresh and frozen seafood.	02	230604	12/11	149.416	149.126	149.070	150.046	147.946
Dairy products.	02	3		219.502	224.783	228.293	231.915	230.670
Fluid milk products.	02	31		280.058	279.657	287.638	296.706	297.822
Packaged fluid milk and related products.	02	3103	12/82	279.501	276.350	286.674	294.564	293.333
Fluid whole milk.	02	310301		257.922	254.063	265.498	271.647	274.962
Reduced fat and lowfat milk (1/2-2).	02	310302	12/82	290.947	286.356	299.029	305.000	299.693
Fat free or skim milk.	02	310303	12/82	290.528	285.660	296.692	306.745	295.843
Other fluid milk related products, packaged, incl. cartons, bottles, cans, and dispenser cans.	02	310304	12/82	306.691	307.517	312.508	325.735	326.683
Cottage cheese.	02	3104	12/82	304.945	306.088	306.384	309.201	313.164
Cottage cheese.	02	310401	12/82	304.945	306.088	306.384	309.201	313.164
Other milk products.	02	3105	12/82	241.033	240.461	242.479	244.079	243.262
Other milk products.	02	310501	12/82	241.033	240.461	242.479	244.079	243.262
Yogurt, excluding frozen.	02	3105011	12/11	121.697	121.676	121.543	121.275	121.019
Other packaged milk products.	02	3105012	12/11	142.146	141.286	144.726	147.772	146.985
Bulk fluid milk and cream.	02	3106	12/91	215.540	220.829	229.821	248.347	256.031
Bulk fluid milk and cream.	02	310601	12/91	215.540	220.829	229.821	248.347	256.031
Butter.	02	32		176.664	192.298	193.705	240.401	200.480
Butter.	02	3201		176.664	192.298	193.705	240.401	200.480
Butter.	02	320114	06/84	176.319	191.922	193.326	239.930	200.088
Natural, processed, and imitation cheese.	02	33		173.795	185.472	187.849	184.551	183.629
Natural cheese, except cottage cheese.	02	3302		165.854	176.677	178.992	175.907	174.437
Natural cheese, except cottage cheese.	02	330212	06/88	181.920	193.792	196.331	192.947	191.335

See footnotes at end of table.

Table 9. Producer price indexes for commodity and service groupings and individual items, not seasonally adjusted — Continued
 [November 2023, Index base 1982=100, unless otherwise indicated]

Title	Commodity code		Other index base	Unadjusted index ¹				
	Group code	Item code		July 2023	Aug. 2023 ^P	Sept. 2023 ^P	Oct. 2023 ^P	Nov. 2023 ^P
Natural cheese, except lowfat, shipped in consumer packages or containers (3 lbs or less).....	02	3302121	12/07	133.147	132.381	132.439	132.860	132.882
Natural cheese, except lowfat, shipped in packages or containers (more than 3 lbs) or bulk.....	02	3302122	12/07	84.778	95.823	98.001	94.478	92.882
Lowfat natural cheese, except cottage cheese, shipped in consumer packages (3 lbs. or less).....	02	3302123	06/10	120.306	120.544	121.026	120.949	120.925
Lowfat natural cheese, except cottage cheese, shipped in packages (more than 3 lbs.) or in bulk.....	02	3302124	06/10	107.129	129.438	133.936	128.132	125.671
Processed cheese and related products.....	02	3303		171.392	185.888	188.170	183.888	185.148
Process cheese and related products.....	02	330312	06/88	182.174	197.582	200.008	195.456	196.795
Process cheese, shipped in consumer packages or containers (3 lbs. or less).....	02	3303121	06/10	119.873	129.028	130.059	124.809	125.783
All other process cheese and related products.....	02	3303122	06/10	127.843	139.558	141.776	140.646	141.500
Process cheese shipped in packages or containers (more than 3 lbs.) or in bulk.....	02	33031221	06/10	127.252	126.210	127.720	141.191	139.877
Cheese food, spread, and other related products.....	02	33031225	12/11	101.459	120.956	123.278	110.658	113.075
Cheese substitutes and imitations.....	02	3304	06/88	332.977	332.977	332.977	332.977	-
Cheese substitutes and imitations.....	02	330401	06/88	332.977	332.977	332.977	332.977	-
Raw liquid whey.....	02	3307	12/04	187.415	186.156	188.538	197.064	205.009
Raw liquid whey.....	02	330701	12/04	187.415	186.156	188.538	197.064	205.009
Ice cream and frozen desserts.....	02	34		285.150	285.283	285.455	285.988	286.108
Ice cream and frozen desserts.....	02	3402	06/83	281.310	281.442	281.611	282.137	282.255
Ice cream and frozen desserts.....	02	340201	06/83	281.310	281.442	281.611	282.137	282.255
Ice cream, excl. lowfat and nonfat (incl. custards), shipped in bulk (containers 3 gal or more).....	02	3402011	12/11	135.783	135.643	135.914	137.685	137.642
Ice cream, incl. custards (excl. lowfat and nonfat) shipped in sizes less than 3 gallons.....	02	3402012	12/11	129.115	129.316	129.337	129.432	129.519
Ice cream, including custards (excluding lowfat and nonfat), novelty forms.....	02	3402013	12/11	138.180	138.185	138.333	138.695	138.709
Ice cream, including custards, lowfat and nonfat.....	02	3402014	12/11	119.950	119.938	119.938	119.992	120.045
Frozen desserts containing fats other than butterfat (incl. soy, rice, almond, oats, etc.).....	02	3402016	12/22	105.257	105.404	105.243	105.383	105.396
Other frozen desserts (yogurt, sherbet, water ices, mellorine, frozen pudding, gelato, etc.).....	02	3402019	12/11	141.090	140.540	140.834	141.143	141.171
Dry, condensed, and evaporated milk products.....	02	35		168.326	162.456	163.061	162.520	169.166
Dry milk products, including feed grade.....	02	3502	12/83	141.887	134.590	134.958	133.946	141.528
Dry milk products, including feed grade.....	02	350201	12/83	141.887	134.590	134.958	133.946	141.528
Liquid milk products.....	02	3503	12/83	207.673	208.331	207.784	208.823	209.212
Consumer-type canned milk products.....	02	350301	12/83	279.485	279.521	280.263	280.624	282.473
Bulk liquid milk products, including feed grade.....	02	350303	12/83	118.956	120.247	118.344	120.054	118.851
Ice cream mixes and related products.....	02	3505	06/02	165.414	165.489	169.097	170.194	173.536
Ice cream mixes and related products.....	02	350502	06/02	165.414	165.489	169.097	170.194	173.536
Processed fruits and vegetables.....	02	4		281.705	282.883	288.413	290.367	290.432
Canned fruits and juices.....	02	41		292.213	292.459	295.986	298.095	300.849
Canned fruits, excluding baby foods.....	02	4101		307.026	306.912	307.803	308.161	307.759
Canned fruits, excluding baby foods.....	02	410105	12/87	270.454	270.353	271.138	271.453	271.099
Canned and fresh fruit juices, nectars, and concentrates.....	02	4102		290.408	290.872	296.026	299.211	303.879
Canned and fresh fruit juices, nectars, and concentrates.....	02	410239	12/87	239.061	239.443	243.685	246.307	250.150
Frozen fruits, juices and ades.....	02	42		246.526	248.895	265.775	279.037	284.019
Frozen fruits.....	02	4202		266.310	272.075	272.659	264.436	264.411
Frozen fruits.....	02	420209	12/90	251.346	256.787	257.338	249.577	249.553
Canned vegetables and juices.....	02	44		249.900	251.195	254.744	255.214	255.632
Canned vegetables and juices.....	02	4401		249.900	251.195	254.744	255.214	255.632
Canned vegetables.....	02	440102	12/87	281.710	282.249	283.085	280.996	281.783
Canned catsup and other tomato based sauces.....	02	440127	12/87	217.285	219.121	224.201	226.299	226.289
Frozen vegetables.....	02	45		305.138	307.056	316.689	316.704	314.393
Frozen potato products (French-fried, patties, puffs, etc.).....	02	4502	12/90	325.369	327.515	345.160	345.160	342.264
Frozen potato products (French-fried, patties, puffs, etc.).....	02	450202		409.784	412.488	434.711	434.711	431.063
Frozen vegetables, other than potato products.....	02	4505	12/90	193.503	194.632	194.432	194.456	193.360
Frozen vegetables, other than potato products.....	02	450509	06/97	190.033	191.142	190.946	190.969	189.893
Dried and dehydrated food.....	02	48	12/03	217.469	217.732	217.772	219.737	216.760
Dried and dehydrated food.....	02	4801	12/03	217.469	217.732	217.772	219.737	216.760
Dried and dehydrated food.....	02	480101	12/03	217.469	217.732	217.772	219.737	216.760
Soup mixes (including dried/dehydrated/freeze-dried) and bouillon....	02	48010101	12/11	130.638	124.625	124.625	124.625	124.625
Dried and dehydrated fruits and vegetables, including freeze-dried....	02	48010102	12/11	146.084	148.890	148.928	149.016	147.972
Sugar and confectionery.....	02	5		268.013	268.441	265.527	265.901	267.100
Raw cane sugar and sugar cane mill products and byproducts.....	02	52		236.474	237.922	237.217	246.912	245.144
Raw cane sugar and sugarcane mill products and byproducts.....	02	5201		236.474	237.922	237.217	246.912	245.144

See footnotes at end of table.

Table 9. Producer price indexes for commodity and service groupings and individual items, not seasonally adjusted — Continued
 [November 2023, Index base 1982=100, unless otherwise indicated]

Title	Commodity code		Other index base	Unadjusted index ¹				
	Group code	Item code		July 2023	Aug. 2023 ^P	Sept. 2023 ^P	Oct. 2023 ^P	Nov. 2023 ^P
Raw cane sugar and sugarcane mill products and byproducts.....	02	520106	12/03	218.282	219.618	218.967	227.916	226.285
Refined sugar products and byproducts.....	02	53		229.260	231.762	226.410	228.492	236.092
Refined sugar products and byproducts.....	02	5307	12/02	190.886	192.969	188.513	190.246	196.574
Refined granulated cane sugar and byproducts.....	02	530701	12/02	211.159	211.626	213.851	213.886	215.248
Beet sugar.....	02	530702	12/02	176.413	179.906	169.685	172.892	183.549
Confectionery materials.....	02	54		263.038	266.961	261.648	259.951	254.035
Confectionery materials.....	02	5401		263.038	266.961	261.648	259.951	254.035
Corn sweeteners, made by wet milling.....	02	540107	06/85	292.383	294.932	283.231	282.860	266.979
Chocolate coatings, made from cacao beans.....	02	540108	06/83	225.788	230.829	233.557	232.045	237.773
Other chocolate and cocoa products, made from cacao beans.....	02	540109	06/83	333.488	342.469	347.935	342.010	354.386
Confectionery end products.....	02	55		307.985	306.377	304.669	304.225	306.270
Candy and nuts.....	02	5503	06/83	277.224	275.673	274.025	273.597	275.569
Chocolate and chocolate-type confectionery products.....	02	550301	06/83	275.835	276.234	277.323	275.982	280.029
Chocolate/chocolate-type confectionery prods, cacao beans.....	02	5503011	12/11	134.745	134.745	134.827	134.827	134.827
Chocolate/confectionery products, made from purchased chocolate, not retailed.....	02	5503014	12/11	118.624	118.829	119.374	118.686	120.764
Nonchocolate-type confectioneries.....	02	550302	06/83	276.770	277.833	279.313	279.313	280.622
Nuts and seeds (salted, roasted, cooked or blanched).....	02	550304	06/91	196.723	192.363	186.956	187.166	187.239
Nuts (salted, roasted, cooked, or blanched), sold in bulk.....	02	5503041	06/08	118.784	115.899	112.125	112.333	112.333
Canned nuts (salted, roasted, cooked, or blanched).....	02	5503042	06/08	132.834	128.354	133.559	131.802	133.312
All other packaged nuts, including all types of seeds (salted, roasted, cooked, or blanched).....	02	5503043	06/08	169.925	172.616	173.363	172.986	173.077
Other confectionery-type products.....	02	550305	06/91	222.590	222.590	222.590	222.590	222.590
Beverages and beverage materials.....	02	6		250.692	253.123	252.731	253.262	252.426
Alcoholic beverages.....	02	61		217.634	217.814	218.464	219.004	219.208
Malt beverages.....	02	6101		229.752	229.668	230.575	231.929	231.982
Bottled beer and ale.....	02	610101		199.874	199.622	199.615	202.354	202.354
Canned beer and ale.....	02	610103		240.591	240.412	240.688	240.688	240.688
Beer and ale in barrels and kegs.....	02	610105	06/82	312.868	312.871	316.115	318.743	318.743
All other malt beverages and brewing products.....	02	610108	12/03	109.302	109.612	108.682	108.738	109.209
Distilled and bottled liquor, excluding brandy.....	02	6102		196.558	196.558	195.891	195.705	195.705
Distilled liquor, excluding brandy.....	02	610202	12/11	102.960	102.960	102.213	102.213	102.213
Distilled whiskey, all other distilled liquor, excluding brandy.....	02	6102022	12/11	118.719	118.719	117.857	117.857	117.857
Bottled liquor, excluding brandy.....	02	610204	12/11	104.634	104.634	104.634	104.449	104.449
Bottled whiskey.....	02	6102041	06/12	102.600	102.600	102.600	102.600	102.600
Bottled gin, vodka, rum, cordials, cocktails, and similar compounds.....	02	6102042	06/12	105.548	105.548	105.548	105.057	105.057
Wines, brandy, and brandy spirits.....	02	6104	12/83	206.682	207.259	208.359	208.375	208.861
Wines, brandy, and brandy spirits.....	02	610441	06/06	131.814	132.182	132.884	132.894	133.204
Wines, white, red & rose grape, and other fruit, 14 percent or less alcohol.....	02	6104411	12/11	115.931	116.189	116.895	116.741	117.084
Wines, white grape, 14 percent or less alcohol content.....	02	61044111	12/11	116.830	116.867	118.295	118.660	118.696
Wines, red grape, 14 percent or less alcohol content.....	02	61044112	12/11	112.448	112.934	112.954	112.279	113.003
Wines, rose grape & other fruits & berries, 14 percent or less alcohol.....	02	61044113	12/11	143.320	143.320	143.330	143.342	142.038
Wines, dessert, effervescent, and wine coolers.....	02	6104412	12/11	124.137	126.510	126.316	131.642	131.651
Other wines, brandy, and brandy spirits.....	02	6104413	12/11	151.396	151.407	151.407	150.206	149.641
Soft drinks.....	02	62		282.681	285.209	282.984	283.888	281.620
Soft drinks, non-carbonated and bottled water.....	02	6206		246.184	250.137	247.952	248.661	246.987
Bottled water, non-carb, processed or pasteurized.....	02	620608	12/03	117.237	120.357	119.925	117.791	119.338
Soft drinks, non-carbonated.....	02	620609		271.378	274.216	271.058	274.880	270.152
Soft drinks, non-carbonated, all other types.....	02	6206093	12/07	131.787	131.647	132.445	132.985	131.933
Soft drinks, non-carbonated, fruit drinks, cocktails, ades.....	02	6206094	12/11	145.932	148.373	145.270	148.118	144.826
Soft drinks, bottle/can, carbonated, all types.....	02	6210	12/11	164.488	165.097	163.923	164.487	163.020
Soft drinks, bottle/can, carbonated, all types.....	02	621001	12/11	164.488	165.097	163.923	164.487	163.020
Packaged beverage materials.....	02	63		237.418	249.939	250.680	250.187	250.083
Coffee (whole bean, ground, & instant).....	02	6301		241.688	255.672	256.478	256.003	255.956
Coffee, concentrated, including coffee substitutes.....	02	630103		196.130	201.905	201.905	201.905	201.905
Roasted coffee.....	02	630104	06/88	213.079	225.581	226.313	225.881	225.840
Tea in consumer packages, exc. canned ice tea.....	02	6303		214.474	216.218	216.478	215.834	215.271
Tea in consumer packages, exc. canned ice tea.....	02	630313	12/85	181.864	183.343	183.564	183.017	182.540
Other beverage materials.....	02	64		333.868	333.868	333.877	333.909	331.612
Other beverage materials.....	02	6401		333.868	333.868	333.877	333.909	331.612
Malt and malt byproducts.....	02	640101		169.104	169.104	169.136	169.253	169.264
Liquid beverage bases, excluding use by soft drink bottlers.....	02	640109	12/85	316.862	316.862	316.862	316.862	309.485
Fats and oils.....	02	7		337.789	354.326	351.765	352.811	354.339
Shortening, cooking oil, and margarine.....	02	78		384.904	384.341	370.000	362.479	373.726
Shortening, cooking oil, and margarine.....	02	7801		384.904	384.341	370.000	362.479	373.726

See footnotes at end of table.

Table 9. Producer price indexes for commodity and service groupings and individual items, not seasonally adjusted — Continued
 [November 2023, Index base 1982=100, unless otherwise indicated]

Title	Commodity code		Other index base	Unadjusted index ¹				
	Group code	Item code		July 2023	Aug. 2023 ^P	Sept. 2023 ^P	Oct. 2023 ^P	Nov. 2023 ^P
Margarine, butter blends, and butter substitutes.....	02	780109		418.483	401.927	398.108	—	—
Shortening and cooking oils.....	02	780115	12/11	126.223	127.174	121.633	118.584	123.144
Other oilseed processing.....	02	7A	12/04	273.959	285.749	285.615	296.254	296.310
Other oilseed processing.....	02	7A01	12/04	273.959	285.749	285.615	296.254	296.310
Cotton linters.....	02	7A0104	12/11	59.063	51.591	33.329	32.705	32.705
Cottonseed cake, meal, hulls, and other byproducts.....	02	7A0105	12/11	114.027	111.704	110.196	109.848	110.923
Cottonseed cake and meal.....	02	7A01051	12/11	127.609	124.287	116.220	115.591	118.913
Other crude and refined vegetable oils and other vegetable mill products.....	02	7A0106	12/11	190.581	192.156	192.885	192.930	192.993
Other crude vegetable oils, including linseed, peanut, sunflower, safflower, etc.....	02	7A01061	12/11	234.735	236.759	237.032	237.032	237.032
Other vegetable oil mill products, including all oil seed cake and meal.....	02	7A01063	12/11	112.904	113.703	114.352	114.405	114.481
Corn oil, crude and refined.....	02	7B	01/16	—	195.782	212.278	207.380	192.243
Corn oil, made by wet milling.....	02	7B01	01/16	—	195.782	212.278	207.380	192.243
Corn oil, made by wet milling.....	02	7B0101	01/16	—	195.782	212.278	207.380	192.243
Miscellaneous processed foods.....	02	8		288.045	290.544	290.528	289.419	289.930
Canned jams, jellies, and preserves.....	02	81		243.714	243.836	244.097	243.725	243.839
Canned jams, jellies, and preserves.....	02	8101		243.714	243.836	244.097	243.725	243.839
Canned jams, jellies, and preserves.....	02	810102	12/87	215.708	215.816	216.047	215.718	215.819
Pickles and other pickled products, including horseradish.....	02	82		308.873	310.588	310.588	306.877	306.904
Pickles and other pickled products.....	02	8201		308.873	310.588	310.588	306.877	306.904
Pickles and other pickled products, including horseradish.....	02	820106	12/86	276.065	277.599	277.599	274.281	274.305
Specialty canning.....	02	84		316.043	346.979	347.040	347.040	346.576
Specialty canning.....	02	8401		316.043	346.979	347.040	347.040	346.576
Canned dry beans.....	02	840102	12/82	222.174	222.171	222.671	222.671	222.976
Canned soups and stews, excluding frozen and seafood.....	02	840104	12/82	448.917	448.602	448.602	448.602	447.495
Canned baby foods and other canned specialties/nationality foods.....	02	840105	06/08	125.289	184.890	184.834	184.834	184.834
Frozen specialty food.....	02	85		231.546	231.826	231.277	231.300	231.697
Frozen specialty food.....	02	8501		231.546	231.826	231.277	231.300	231.697
Frozen cakes, pies, and other pastries.....	02	850109	12/82	343.645	345.344	344.540	344.540	344.852
Frozen dinners (beef, pork, and poultry pies) and nationality foods, incl. frozen pizza.....	02	850111	12/82	185.810	185.725	185.506	185.537	185.606
Other frozen specialties, incl. all whipped topping, waffles, soups, etc., excluding seafood.....	02	850113	12/82	284.937	285.503	283.459	283.459	285.831
Prepared sauces, except tomato.....	02	86		256.659	256.575	256.575	256.512	259.893
Prepared sauces, excluding tomato-based sauces and sauces comprised of 20 percent or more meat.....	02	8601		256.659	256.575	256.575	256.512	259.893
Prepared sauces, excluding tomato-based sauces and sauces comprised of 20 percent or more meat.....	02	860103	12/86	212.861	212.791	212.791	212.739	215.543
Other miscellaneous processed foods.....	02	89		315.028	316.154	316.636	315.579	315.909
Other miscellaneous processed foods.....	02	8901		315.028	316.154	316.636	315.579	315.909
Mayonnaise, salad dressings, and sandwich spreads.....	02	890102	12/86	297.535	297.535	296.928	296.928	298.602
Dry mix food preparations.....	02	890148	06/91	160.586	161.703	162.543	162.577	162.577
Perishable non-frozen prepared food, including tortillas.....	02	890149	06/91	185.878	187.255	189.367	186.252	186.840
Perishable prepared foods.....	02	8901492	12/07	131.550	132.406	133.683	130.705	131.221
Flavoring extracts, emulsions, liquid flavors, and food colorings.....	02	890151	12/85	346.001	346.001	346.001	346.001	346.001
Other flavoring agents, except chocolate syrup.....	02	890154	12/00	169.595	169.940	167.802	167.802	167.802
Soft drink flavoring syrup, sold in bulk.....	02	89015411	12/11	155.855	155.855	155.855	155.855	155.855
Other flavoring agents (except chocolate syrups).....	02	89015412	12/11	131.146	131.146	131.146	131.146	131.146
Table salt (evaporated), pepper (white and black), and other spices.....	02	890156	06/91	281.537	281.029	280.279	280.845	280.631
Pepper and other spices in commercial sizes (1 lb or more).....	02	8901566	05/17	110.836	110.836	109.448	110.274	—
Peanut butter.....	02	890158	06/91	165.014	165.701	168.687	169.064	168.588
Ice.....	02	890161	12/85	286.535	286.535	287.197	302.899	302.899
Dairy product alternatives, including plant-based.....	02	890162	06/92	196.972	196.991	196.997	197.553	197.647
Dry, condensed, and evaporated dairy product alternatives, including plant-based.....	02	8901621	12/09	134.720	134.724	134.760	135.568	135.548
Liquid dairy product alternatives, including plant-based.....	02	8901622	12/09	126.922	126.942	126.919	126.919	127.050
Perishable beverage dairy milk alternatives, including plant-based.....	02	89016221	09/23	—	—	100.000	100.000	100.000
All other liquid dairy product alternatives, including plant-based.....	02	89016222	09/23	—	—	100.000	100.000	100.517
Chips (potato, corn, etc.).....	02	890172	12/85	302.206	303.533	303.627	303.181	303.183
Potato chips and sticks, plain and flavored.....	02	8901721	12/07	173.016	173.016	173.016	172.802	172.802
Corn chips and related products.....	02	8901722	12/07	205.390	208.072	208.077	207.450	207.450
Other chips, sticks (hard pretzels, bacon rinds, popcorn (except candied), etc.).....	02	8901723	12/07	188.717	188.779	188.977	188.977	188.981
Vinegar and cider.....	02	890174	12/85	203.233	203.233	203.179	203.179	203.179
Other food preparations.....	02	890175	12/85	307.488	307.302	307.113	307.147	307.177
Prepared animal feeds.....	02	9		251.898	251.744	250.384	245.197	244.881

See footnotes at end of table.

Table 9. Producer price indexes for commodity and service groupings and individual items, not seasonally adjusted — Continued
 [November 2023, Index base 1982=100, unless otherwise indicated]

Title	Commodity code		Other index base	Unadjusted index ¹				
	Group code	Item code		July 2023	Aug. 2023 ^P	Sept. 2023 ^P	Oct. 2023 ^P	Nov. 2023 ^P
Soybean cake, meal, and other byproducts.....	02	92		152.763	153.456	149.846	145.681	151.107
Soybean cake, meal, and byproducts.....	02	9201		152.763	153.456	149.846	145.681	151.107
Soybean cake, meal, and byproducts.....	02	920112	12/04	186.333	187.178	182.774	177.695	184.313
Soybean cake and meal.....	02	9201121	12/09	101.016	102.537	99.978	98.092	102.467
Other soybean products, including isolates and concentrates.....	02	9201122	12/09	220.525	205.993	203.288	184.603	180.943
Formula feeds.....	02	93		275.870	271.422	267.979	263.320	263.809
Formula feeds.....	02	9301		275.870	271.422	267.979	263.320	263.809
Chicken and turkey feed, supplements, concentrates, and premixes.....	02	930102	12/86	282.061	273.803	268.600	259.142	261.309
Dairy cattle feed, supplements, concentrates, and premixes.....	02	930110	12/11	122.007	120.891	118.932	118.627	120.009
Swine feed, supplements, concentrates, and premixes.....	02	930115	12/11	124.531	123.856	123.748	123.212	120.204
Beef cattle feed, supplements, concentrates, and premixes.....	02	930117	12/11	126.431	124.928	123.202	121.188	120.895
Poultry, exc. chicken and turkey, and livestock, exc. cattle and swine, feed.....	02	930118	12/86	353.960	353.695	353.722	353.752	355.132
Miscellaneous feedstuffs.....	02	94		339.369	341.785	343.027	335.907	331.526
Pet food.....	02	9402		359.155	359.315	359.257	359.134	359.013
Dog and cat food.....	02	940202	12/85	309.601	309.744	309.744	309.744	309.744
Dog food.....	02	9402021	12/10	157.305	157.306	157.306	157.306	157.306
Canned dog food.....	02	94020211	12/10	182.565	182.565	182.565	182.565	182.565
Dry and semi moist dog food.....	02	94020214	12/11	144.262	144.264	144.264	144.264	144.264
Cat food.....	02	9402022	12/10	164.239	164.486	164.486	164.486	164.486
Canned cat food.....	02	94020224	12/11	166.326	166.326	166.326	166.326	166.326
Dry and semi moist cat food.....	02	94020225	12/10	151.813	152.098	152.098	152.098	152.098
Pet (excluding dog and cat), laboratory, and fur animal feed.....	02	940203	12/85	277.476	277.545	276.847	275.363	273.906
Miscellaneous feedstuffs other than pet food.....	02	9403		310.084	314.543	316.967	303.497	295.251
Meat meal and meat and bone meal.....	02	940301		216.954	226.033	231.346	224.365	199.169
Wet process corn byproducts.....	02	940317	06/85	216.235	209.238	210.556	186.018	193.016
Other animal feeds, including fertilizer byproducts and feather.....	02	940325	12/97	217.426	217.203	216.921	214.534	210.172
Animal and marine feed and fertilizer byproducts, except meat and bone meal.....	02	9403252	06/09	114.777	117.387	120.039	120.457	115.991
Other prepared animal feeds, including feeding materials and adjuncts.....	02	9403253	06/09	129.313	126.958	124.508	121.721	120.889
Miscellaneous byproducts of slaughtering plants.....	02	940333	06/01	553.023	568.125	575.726	552.479	523.667
Distillers' dried grains (dark and light) and dried solubles.....	02	940334	12/22	83.701	86.587	84.976	84.266	91.693
Textile products and apparel.....	03	-		183.966	182.834	184.417	185.087	184.912
Synthetic fibers.....	03	1		162.882	158.952	162.733	166.519	165.526
Unprocessed filament yarns.....	03	15		168.777	164.704	168.622	172.546	171.517
Noncellulosic and cellulosic organic fibers.....	03	1504	05/22	104.067	101.556	103.972	106.391	105.756
Noncellulosic fibers.....	03	150401		154.173	150.396	154.031	159.784	157.778
Noncellulosic organic fibers.....	03	1504014	06/05	136.625	132.355	136.517	143.155	140.788
Polyester manufactured fibers.....	03	15040147	06/11	122.883	123.136	123.364	124.419	124.419
Other noncellulosic organic fibers, incl. polyamide, polyolefin, and producer-textured.....	03	15040149	06/11	126.509	120.463	126.113	134.774	131.493
Processed yarns and threads.....	03	2		177.361	177.043	177.558	176.544	177.286
Yarns.....	03	26		171.057	170.744	171.253	170.250	170.983
Spun cotton yarns.....	03	2601		152.612	152.612	152.612	152.708	152.708
Spun cotton yarns.....	03	260115	05/22	80.972	80.972	80.972	81.023	81.023
Spun synthetic yarns.....	03	2603		161.676	161.676	161.676	160.511	160.511
Spun synthetic yarns.....	03	260304	12/94	144.915	144.915	144.915	143.871	143.871
Textured and twisted yarns.....	03	2604	12/88	179.179	178.094	179.180	177.210	178.773
Textured and twisted yarns.....	03	260405	05/22	94.863	94.289	94.864	93.821	94.648
Other spun noncellulosic and natural fiber (excluding cotton and wool) yarns.....	03	2607	06/08	136.137	137.995	137.995	137.797	137.797
Other spun noncellulosic and natural fiber (excluding cotton and wool) yarns.....	03	260701	06/08	136.137	137.995	137.995	137.797	137.797
Greige fabrics.....	03	3		170.207	170.437	170.550	170.617	169.555
Greige broadwoven fabrics.....	03	37		174.591	174.545	174.719	175.461	175.062
Greige manmade, silk, and other natural fiber (exc cotton/wool) broadwoven fabrics.....	03	3703		168.561	168.346	168.468	169.023	168.392
Greige manmade, silk, and other natural fiber (exc cotton/wool) broadwoven fabrics.....	03	370304	12/94	148.116	147.927	148.034	148.522	147.968
Greige knit fabrics.....	03	38		195.613	195.613	195.613	195.613	193.614
Weft (circular) knit fabrics, greige goods (excluding hosiery).....	03	3803		173.798	173.798	173.798	173.798	171.224
Weft (circular) knit fabrics, greige goods (excluding hosiery).....	03	380301		173.798	173.798	173.798	173.798	171.224
Warp knit fabrics, greige goods (excluding hosiery).....	03	3804		225.830	225.830	225.830	225.830	224.317
Warp knit fabrics, greige goods (excluding hosiery).....	03	380401		225.830	225.830	225.830	225.830	224.317
Tire cord and tire fabric.....	03	39	06/84	145.292	146.367	146.367	144.655	142.264
Tire cord and tire fabrics.....	03	3901	06/84	145.292	146.367	146.367	144.655	142.264

See footnotes at end of table.

Table 9. Producer price indexes for commodity and service groupings and individual items, not seasonally adjusted — Continued
 [November 2023, Index base 1982=100, unless otherwise indicated]

Title	Commodity code		Other index base	Unadjusted index ¹				
	Group code	Item code		July 2023	Aug. 2023 ^P	Sept. 2023 ^P	Oct. 2023 ^P	Nov. 2023 ^P
Tire cord and tire fabrics.....	03	390101	06/84	145.292	146.367	146.367	144.655	142.264
Finished fabrics.....	03	4		201.998	201.763	201.861	201.658	201.448
Finished broadwoven fabrics.....	03	42		211.208	211.032	209.236	209.124	208.246
Finished cotton broadwoven fabrics.....	03	4201		195.672	195.436	195.873	195.224	195.757
Finished cotton broadwoven fabrics.....	03	420104	12/94	173.264	173.055	173.442	172.867	173.340
Finished manmade, silk, and other natural fiber (exc. cotton and wool) broadwoven fabrics.....	03	4203		222.337	222.186	218.992	219.185	217.437
Finished manmade, silk, and other natural fiber (exc. cotton and wool) broadwoven fabrics.....	03	420306	12/94	183.050	182.926	180.296	180.455	179.016
Finished manmade, silk, & natural fiber (exc cotton/wool) broadwoven, finished in weaving mills.....	03	4203061	06/10	123.880	124.037	123.883	124.167	124.167
Finished manmade fiber, silk and other natural fiber broadwoven fabrics, finishing mill.....	03	4203062	06/10	169.723	169.406	165.614	165.614	163.468
Woven and braided narrow fabrics.....	03	44		259.061	261.541	261.925	262.257	261.801
Woven and braided narrow fabrics.....	03	4402	06/84	259.061	261.542	261.925	262.257	261.802
Woven narrow fabrics (12 inches or less in width).....	03	440204	12/89	219.247	221.729	222.113	222.511	222.511
Braided narrow fabrics (12 inches or less in width).....	03	440205	12/08	227.590	227.605	227.605	227.242	224.664
Nonwoven fabrics and felts.....	03	45		205.253	203.902	203.895	203.676	203.728
Nonwoven fabrics and felts.....	03	4503		205.253	203.902	203.895	203.676	203.728
Nonwoven fabrics.....	03	450321		204.467	203.005	203.041	202.719	202.848
Pressed, punched, or needled felts, excluding hats.....	03	450333	12/01	133.509	133.887	133.421	134.401	133.597
Coated fabrics, not rubberized.....	03	46	06/85	259.907	260.535	262.375	260.682	261.546
Coated fabrics, not rubberized.....	03	4601	06/85	259.907	260.535	262.375	260.682	261.546
Vinyl coated fabrics, including expanded vinyl coated.....	03	460102	06/85	245.208	246.824	250.221	244.411	247.601
Coated or laminated fabrics and coated yarns, incl. impregnated fabrics.....	03	460103	06/85	269.995	270.220	271.437	271.437	271.344
Screen printed textile materials, embroideries, and lace goods.....	03	47	06/85	221.942	222.021	222.446	222.532	222.126
Screen printed textile and apparel materials and embroideries.....	03	4701	06/85	222.227	222.307	222.734	222.821	222.414
Embroideries (excluding Schiffli machine products) and embroidery contractors.....	03	470103	12/11	132.645	133.115	131.108	131.185	131.185
Screen printing on garments, apparel accessories, and other fabric articles, excluding labels.....	03	470108	12/85	221.568	221.482	222.798	222.875	222.372
Knit fabrics, finished in knitting mills.....	03	48	12/03	171.816	171.695	172.447	172.401	171.719
Weft (circular) knit fabrics, knit and finished in the same establishment (excluding hosiery).....	03	4801	12/03	198.801	198.801	199.237	199.237	197.957
Weft (circular) knit fabrics, knit and finished in the same establishment (excluding hosiery).....	03	480101	12/03	198.801	198.801	199.237	199.237	197.957
Warp knit goods, knit and finished in the same establishment.....	03	4802	12/03	150.554	150.320	151.374	151.286	151.133
Warp knit goods, knit and finished in the same establishment.....	03	480201	12/03	150.554	150.320	151.374	151.286	151.133
Warp knit fabrics, knit and finished in same establishment.....	03	4802011	06/08	167.893	167.627	168.825	168.726	168.556
Apparel & other fabricated textile prods.....	03	8		177.670	176.818	179.144	179.714	179.862
Apparel.....	03	81		156.994	157.051	157.576	156.953	156.928
Miscellaneous apparel and accessories.....	03	8104	12/83	224.776	224.944	227.606	227.606	227.606
Men's and boys' fabric, straw, and felt hats, made from purchased materials.....	03	810414	12/09	168.253	168.253	178.930	178.930	178.930
Hat bodies and fabric caps, made from purchased materials.....	03	810416	12/09	186.260	186.260	186.260	186.260	186.260
Gloves and mittens, made from purchased materials.....	03	810424	12/11	149.509	149.509	149.509	149.509	149.509
Leather and sheep-lined apparel, made from purchased materials.....	03	810428	12/03	197.648	197.648	201.069	201.069	201.069
Apparel and accessories, n.e.c.....	03	810441	12/85	190.330	190.330	190.556	190.556	190.556
All other cut and sew apparel, made from purchased materials.....	03	81044118	12/22	103.196	103.196	103.371	103.371	103.371
Fabricated apparel accessories.....	03	8104412	06/09	147.765	147.765	147.765	147.765	147.765
All other apparel accessories, made from purchased materials.....	03	81044125	12/11	141.426	141.426	141.426	141.426	141.426
Women's, girls', and infants' cut and sew apparel.....	03	8106	12/03	107.223	107.223	107.268	106.208	106.208
Women's and girls' blouses and shirts, made from purchased fabrics.....	03	810603	12/22	100.115	100.119	100.119	96.699	96.699
Women's and girls' dresses, made from purchased fabrics.....	03	810611	12/03	98.972	98.972	98.972	98.972	98.972
Women's and girls' lingerie and nightwear, made from purchased fabrics.....	03	810647		161.591	161.591	161.591	161.591	161.591
Women's and girls' other outerwear, made from purchased fabrics.....	03	810661	12/22	100.561	100.561	100.710	100.728	100.728
Men's and boys' cut and sew apparel.....	03	8107	12/03	138.290	138.393	138.407	138.206	138.206
Men's and boys' pants, except work pants, made from purchased fabrics.....	03	810703	12/22	92.859	92.859	92.859	92.859	—
Men's and boys' work clothing, made from purchased fabrics.....	03	810713	12/22	102.508	102.508	102.508	102.508	102.508
Men's and boys' shirts, except work shirts, made from purchased fabrics.....	03	810723	12/22	100.000	100.427	100.427	100.643	100.643
Men's and boys' suits, coats, and overcoats, made from purchased fabrics.....	03	810735	12/13	124.565	124.565	124.565	126.248	126.248
Men's and boys' other outerwear, made from purchased fabrics.....	03	810744	12/22	101.396	101.396	101.488	95.063	95.063
Men's and boys' nightwear, robes, and underwear, made from purchased fabrics.....	03	810761	12/03	161.145	161.145	161.145	161.698	161.698
Apparel made in knitting mills.....	03	8108	12/03	124.657	124.657	124.657	124.657	124.531

See footnotes at end of table.

Table 9. Producer price indexes for commodity and service groupings and individual items, not seasonally adjusted — Continued
 [November 2023, Index base 1982=100, unless otherwise indicated]

Title	Commodity code		Other index base	Unadjusted index ¹				
	Group code	Item code		July 2023	Aug. 2023 ^P	Sept. 2023 ^P	Oct. 2023 ^P	Nov. 2023 ^P
Knit outerwear, underwear, and nightwear, made in knitting mills.....	03	810808	05/16	112.457	112.457	112.457	112.457	—
Hosiery and socks.....	03	810831	05/20	107.722	107.722	107.722	107.722	107.575
Textile house furnishings.....	03	82		182.804	182.085	182.056	182.013	182.084
Textile house furnishings.....	03	8203	06/83	196.903	196.128	196.098	196.051	196.128
Curtains and draperies, made from purchased materials.....	03	820304	12/05	152.045	152.045	152.045	152.045	152.045
Other textiles, including towels and bed textiles.....	03	820312	06/05	145.975	145.187	145.156	145.109	145.187
Fabricated textile products, made in weaving mills.....	03	8203121	06/11	103.713	99.845	99.604	99.237	99.842
Other household textile products.....	03	8203122	06/11	131.498	131.214	131.214	131.214	131.214
Bedspreads, made from purchased materials.....	03	82031221	12/11	139.542	139.542	139.542	139.542	139.542
Sheets and pillowcases, made from purchased materials.....	03	82031223	12/11	157.610	157.610	157.610	157.610	157.610
Other household furnishings, made from purchased materials.....	03	82031226	12/11	126.430	126.107	126.107	126.107	126.107
Industrial and other fabricated products.....	03	83		217.846	215.820	221.384	223.613	224.004
Industrial and other fabricated products.....	03	8303		216.994	214.976	220.518	222.739	223.128
Rope, cordage, and twine.....	03	830321	06/12	136.137	136.515	136.183	135.856	138.262
All other textile bags.....	03	830334	06/10	152.955	152.952	152.952	152.952	—
Canvas and related products.....	03	830345	06/03	182.195	182.206	185.945	186.042	186.042
All other fabricated textile products, excluding trimming and findings....	03	830351	12/85	170.145	166.132	172.905	177.186	177.186
All other miscellaneous fabricated textile products.....	03	8303516	09/18	127.378	127.415	127.755	128.021	128.021
Trimming and findings, excluding automobile and apparel.....	03	830361	12/06	210.241	210.206	210.206	210.206	217.221
Miscellaneous textile products/services.....	03	9	06/85	195.957	195.426	195.897	194.817	194.817
Miscellaneous textile products/services.....	03	94	09/18	133.900	133.537	133.859	133.121	133.121
Miscellaneous textile products/services.....	03	9401	09/18	133.900	133.537	133.859	133.121	133.121
Textile and fabric finishing, except broadwoven.....	03	940103	12/01	165.132	163.762	163.762	158.373	158.373
Hides, skins, leather, and related products.....	04	—		178.592	179.573	179.831	177.694	178.282
Hides and skins, incl. cattle.....	04	1		106.380	108.880	109.690	101.856	103.580
Hides and skins, incl. cattle.....	04	19	06/01	48.703	49.848	50.219	46.632	47.421
Hides, skins, and pelts, made in slaughtering plants.....	04	1901	06/01	48.703	49.848	50.219	46.632	47.421
Hides, skins, and pelts, made in slaughtering plants.....	04	190108	06/01	48.703	49.848	50.219	46.632	47.421
Leather.....	04	2		199.833	201.391	201.245	201.150	201.359
Finished and unfinished leather.....	04	27	12/97	109.549	110.403	110.323	110.271	110.386
Finished and unfinished leather.....	04	2701	12/97	109.549	110.403	110.323	110.271	110.386
Finished and unfinished leather.....	04	270102	12/03	91.382	92.095	92.028	91.985	92.080
Footwear.....	04	3		251.034	251.034	251.034	251.006	251.321
Men's nonathletic footwear.....	04	31		293.146	293.146	293.146	293.251	293.234
Men's footwear (size 6 and larger), excluding athletic.....	04	3105	12/93	204.431	204.431	204.431	204.504	204.492
Men's footwear (size 6 and larger), excluding athletic.....	04	310501	12/93	204.585	204.585	204.585	204.658	204.647
Women's nonathletic footwear.....	04	32		193.524	193.524	193.524	193.220	194.384
Women's footwear (size 4 and larger), excluding athletic.....	04	3205	12/93	151.303	151.303	151.303	151.065	151.975
Women's footwear (size 4 and larger), excluding athletic.....	04	320501	12/93	151.220	151.220	151.220	150.982	151.892
Other footwear including slippers.....	04	39	12/02	172.660	172.660	172.660	172.660	172.660
Other footwear, excluding rubber and plastic soled footwear.....	04	3901	12/02	172.660	172.660	172.660	172.660	172.660
Other footwear, excluding rubber and plastic soled footwear.....	04	390104	12/11	153.462	153.462	153.462	153.462	153.462
Other leather and related products.....	04	4		222.978	222.978	223.186	223.515	223.515
Luggage and small leather goods.....	04	41		203.718	203.718	204.066	204.354	204.354
Luggage and small leather goods.....	04	4101		203.718	203.718	204.066	204.354	204.354
Luggage (including suitcases, travel bags, backpacks, and other types).....	04	410112	12/84	162.741	162.741	163.265	163.265	163.265
Women's and children's handbags and purses.....	04	410128	06/82	196.941	196.941	196.941	197.316	197.316
Personal leather goods (excluding women's handbags and purses).....	04	410132	06/82	202.521	202.521	202.521	204.766	204.766
Leather and leather-like goods, n.e.c.....	04	45	06/85	231.285	231.285	231.285	231.643	231.643
Leather and leather-like goods, n.e.c.....	04	4501	06/85	231.285	231.285	231.285	231.643	231.643
All other leather goods.....	04	450101	06/85	257.264	257.264	257.264	257.701	257.701
Boot and shoe cut stock and findings.....	04	4501011	12/11	121.156	121.156	121.156	121.156	121.156
All other miscellaneous leather goods.....	04	4501014	12/11	156.527	156.527	156.527	156.826	156.826
Leather belts, made from purchased materials.....	04	450111	06/85	176.127	176.127	176.127	176.127	176.127
Fuels and related products and power.....	05	—		230.074	248.746	254.314	240.087	234.932
Coal.....	05	1		279.681	283.845	274.276	280.712	276.433
Coal.....	05	13		279.681	283.845	274.276	280.712	276.433
Coal.....	05	1301		279.681	283.845	274.276	280.712	276.433
Unprepared bituminous coal and lignite (utility sold).....	05	130101		174.825	178.118	176.680	176.628	174.334
Unprepared bituminous coal and lignite from surface mine (utility sold).....	05	1301011	06/08	136.710	141.897	138.380	136.906	132.654

See footnotes at end of table.

Table 9. Producer price indexes for commodity and service groupings and individual items, not seasonally adjusted — Continued
 [November 2023, Index base 1982=100, unless otherwise indicated]

Title	Commodity code		Other index base	Unadjusted index ¹				
	Group code	Item code		July 2023	Aug. 2023 ^P	Sept. 2023 ^P	Oct. 2023 ^P	Nov. 2023 ^P
Unprepared bituminous coal and lignite from underground mine (utility sold).....	05	1301012	12/22	109.919	109.569	110.882	112.178	113.013
Prepared bituminous coal and lignite (utility sold).....	05	130102	12/01	316.340	321.523	306.223	316.992	308.442
Prepared bituminous coal & lignite, from surface mine (utility sold)....	05	1301021	06/08	164.163	175.277	156.208	170.225	155.974
Prepared bituminous coal & lignite, from underground mine (utility sold).....	05	1301022	06/08	187.961	186.361	183.452	185.169	185.540
Coal exports.....	05	130103	12/22	89.542	90.215	88.671	89.394	89.845
Coal non-utility sold (including anthracite).....	05	130104	12/86	353.295	354.954	366.116	358.826	381.017
Gas fuels.....	05	3		113.385	114.684	116.216	116.810	131.207
Natural gas.....	05	31		84.116	83.210	80.973	85.698	106.349
Natural gas.....	05	3101		84.116	83.210	80.973	85.698	106.349
Natural gas.....	05	310105	06/96	106.609	105.461	102.626	108.614	134.788
Natural gas from the wellhead.....	05	3101051	06/09	58.440	57.441	56.021	60.478	74.597
Natural gas from processing facilities.....	05	3101052	06/09	65.901	67.630	64.992	60.945	78.636
Liquefied petroleum gas.....	05	32		151.849	159.036	170.922	159.230	149.446
Liquefied petroleum gas.....	05	3201		151.849	159.036	170.922	159.230	149.446
Isopentane and natural gasoline.....	05	320102	06/09	86.245	96.173	105.460	96.939	88.972
Propane.....	05	320104		122.435	137.345	150.664	140.216	127.411
Butane.....	05	320105		100.162	116.846	122.901	110.843	122.319
Plant condensate, ethane, gas mixtures, and other natural gas liquids...	05	320108	06/09	54.719	54.649	58.349	54.856	50.726
Electric power.....	05	4		277.261	277.867	278.530	265.592	263.949
Residential electric power.....	05	41	12/90	231.027	231.454	231.448	224.442	222.837
Residential electric power.....	05	4121	12/90	231.027	231.454	231.448	224.442	222.837
Residential electric power.....	05	412101	12/90	231.027	231.454	231.448	224.442	222.837
Residential electric power, New England.....	05	4121011	12/07	187.479	187.479	187.869	196.861	196.861
Residential electric power, Middle Atlantic.....	05	4121012	12/07	141.857	142.132	142.136	139.246	140.025
Residential electric power, East North Central.....	05	4121013	12/07	175.572	175.799	175.815	166.761	168.132
Residential electric power, West North Central.....	05	4121014	12/07	154.972	156.897	152.119	139.135	139.666
Residential electric power, South Atlantic.....	05	4121015	12/07	156.748	158.229	159.770	151.291	151.014
Residential electric power, East South Central.....	05	4121016	12/07	158.818	158.340	155.932	156.304	155.551
Residential electric power, West South Central.....	05	4121017	12/07	151.570	150.248	150.891	148.126	141.306
Residential electric power, Mountain.....	05	4121018	12/07	136.744	136.744	134.608	134.707	130.257
Residential electric power, Pacific.....	05	4121019	12/07	235.521	235.545	236.672	229.877	229.971
Commercial electric power.....	05	42		265.378	265.640	266.876	251.386	248.994
Commercial electric power.....	05	4221	12/90	232.277	232.507	233.588	220.031	217.937
Commercial electric power.....	05	422101	12/90	232.277	232.507	233.588	220.031	217.937
Commercial electric power, New England.....	05	4221011	12/07	174.378	174.378	175.065	178.691	178.691
Commercial electric power, Middle Atlantic.....	05	4221012	12/07	145.294	143.798	146.379	132.347	132.443
Commercial electric power, East North Central.....	05	4221013	12/07	162.546	163.257	163.316	152.439	153.293
Commercial electric power, West North Central.....	05	4221014	12/07	150.436	155.017	149.720	139.590	139.203
Commercial electric power, South Atlantic.....	05	4221015	12/07	128.314	129.139	131.454	129.482	128.112
Commercial electric power, East South Central.....	05	4221016	12/07	150.472	149.878	148.285	145.918	145.721
Commercial electric power, West South Central.....	05	4221017	12/07	144.414	143.407	145.070	138.282	131.217
Commercial electric power, Mountain.....	05	4221018	12/07	147.567	147.567	143.291	143.860	140.813
Commercial electric power, Pacific.....	05	4221019	12/07	248.947	248.989	250.911	222.814	221.611
Industrial electric power.....	05	43		315.619	317.410	318.567	298.389	299.468
Industrial electric power.....	05	4321	12/90	265.388	266.895	267.867	250.901	251.808
Industrial electric power.....	05	432101	12/90	265.388	266.895	267.867	250.901	251.808
Industrial electric power, New England.....	05	4321011	12/07	178.993	173.539	163.076	148.174	158.369
Industrial electric power, Middle Atlantic.....	05	4321012	12/07	139.204	140.268	141.688	147.733	146.747
Industrial electric power, East North Central.....	05	4321013	12/07	240.469	243.993	242.102	223.950	231.175
Industrial electric power, West North Central.....	05	4321014	12/07	168.147	169.623	160.089	149.973	143.846
Industrial electric power, South Atlantic.....	05	4321015	12/07	119.660	120.664	122.881	122.627	122.447
Industrial electric power, East South Central.....	05	4321016	12/07	145.714	146.634	145.164	140.579	139.895
Industrial electric power, West South Central.....	05	4321017	12/07	129.112	128.224	127.674	124.968	119.338
Industrial electric power, Mountain.....	05	4321018	12/07	176.956	181.218	202.304	155.430	174.453
Industrial electric power, Pacific.....	05	4321019	12/07	246.468	246.554	247.506	227.102	222.906
Transportation electric power.....	05	46	12/10	133.224	133.231	135.399	128.520	127.546
Transportation electric power.....	05	4621	12/10	133.224	133.231	135.399	128.520	127.546
Transportation electric power.....	05	462111	12/10	133.224	133.231	135.399	128.520	127.546
Utility natural gas.....	05	5	12/90	259.082	263.046	260.830	261.324	272.442
Residential natural gas.....	05	51	12/90	268.284	270.911	268.557	268.777	278.581
Residential natural gas.....	05	5121	12/90	268.284	270.911	268.557	268.777	278.581
Residential natural gas.....	05	512101	12/90	268.284	270.911	268.557	268.777	278.581
Residential natural gas, New England.....	05	5121011	06/12	134.127	133.630	132.420	134.049	167.033
Residential natural gas, Middle Atlantic.....	05	5121012	06/12	146.513	148.580	148.435	145.394	146.344

See footnotes at end of table.

Table 9. Producer price indexes for commodity and service groupings and individual items, not seasonally adjusted — Continued
 [November 2023, Index base 1982=100, unless otherwise indicated]

Title	Commodity code		Other index base	Unadjusted index ¹				
	Group code	Item code		July 2023	Aug. 2023 ^P	Sept. 2023 ^P	Oct. 2023 ^P	Nov. 2023 ^P
Residential natural gas, East North Central.....	05	5121013	06/12	138.828	138.313	135.746	135.843	141.112
Residential natural gas, West North Central.....	05	5121014	06/12	137.737	135.829	135.648	135.588	136.332
Residential natural gas, South Atlantic.....	05	5121015	06/12	134.088	133.228	132.776	135.140	138.147
Residential natural gas, East South Central.....	05	5121016	06/12	113.661	113.104	99.949	100.975	106.796
Residential natural gas, West South Central.....	05	5121017	06/12	181.135	182.699	184.024	190.821	196.595
Residential natural gas, Mountain.....	05	5121018	06/12	202.655	204.477	204.645	204.379	202.613
Residential natural gas, Pacific.....	05	5121019	06/12	163.237	171.535	170.138	170.662	180.995
Commercial natural gas.....	05	52	12/90	246.613	251.081	245.652	250.489	270.517
Commercial natural gas.....	05	5221	12/90	246.613	251.081	245.652	250.489	270.517
Commercial natural gas.....	05	522101	12/90	246.613	251.081	245.652	250.489	270.517
Commercial natural gas, New England.....	05	5221011	06/12	119.614	117.915	114.107	116.074	181.633
Commercial natural gas, Middle Atlantic.....	05	5221012	06/12	122.482	127.528	127.205	126.362	126.626
Commercial natural gas, East North Central.....	05	5221013	06/12	133.892	132.554	121.640	132.717	139.743
Commercial natural gas, West North Central.....	05	5221014	06/12	144.309	142.739	141.957	141.673	144.759
Commercial natural gas, South Atlantic.....	05	5221015	06/12	117.792	118.452	116.714	119.036	119.044
Commercial natural gas, East South Central.....	05	5221016	06/12	119.954	123.186	116.205	112.808	115.940
Commercial natural gas, West South Central.....	05	5221017	06/12	183.647	187.884	189.057	198.728	206.134
Commercial natural gas, Mountain.....	05	5221018	06/12	222.937	226.781	228.281	226.933	222.155
Commercial natural gas, Pacific.....	05	5221019	06/12	160.959	171.799	170.961	170.559	206.124
Industrial natural gas.....	05	53	12/90	204.169	211.942	208.943	209.081	222.205
Industrial natural gas.....	05	5321	12/90	204.169	211.942	208.943	209.081	222.205
Industrial natural gas.....	05	532101	12/90	204.169	211.942	208.943	209.081	222.205
Industrial natural gas, New England.....	05	5321011	09/16	114.625	112.876	108.970	111.676	181.530
Industrial natural gas, Middle Atlantic.....	05	5321012	09/16	158.188	159.425	158.745	133.692	137.441
Industrial natural gas, East North Central.....	05	5321013	06/12	111.892	112.321	112.647	111.207	122.440
Industrial natural gas, West North Central.....	05	5321014	06/12	169.451	171.729	173.536	172.195	173.280
Industrial natural gas, South Atlantic.....	05	5321015	09/16	141.886	141.967	142.440	141.888	150.445
Industrial natural gas, East South Central.....	05	5321016	09/16	114.404	117.868	109.947	106.898	110.803
Industrial natural gas, West South Central.....	05	5321017	09/16	138.973	153.720	148.969	158.970	168.197
Industrial natural gas, Mountain.....	05	5321018	09/16	177.380	185.805	186.089	185.328	181.168
Industrial natural gas, Pacific.....	05	5321019	09/16	152.798	154.891	152.964	150.711	159.816
Natural gas to electric power.....	05	54	12/90	222.787	226.833	226.407	225.589	232.869
Natural gas to electric power.....	05	5421	12/90	222.787	226.833	226.407	225.589	232.869
Natural gas to electric power.....	05	542101	12/90	222.787	226.833	226.407	225.589	232.869
Crude petroleum (domestic production).....	05	6		207.341	224.121	247.195	238.742	216.064
Crude petroleum (domestic production).....	05	61		207.341	224.121	247.195	238.742	216.064
Crude petroleum (domestic production).....	05	6101		207.341	224.121	247.195	238.742	216.064
Crude petroleum (domestic production).....	05	610102	06/84	225.823	244.100	269.229	260.023	235.323
Petroleum products, refined.....	05	7		281.498	330.529	337.828	305.105	292.810
Gasoline.....	05	71		267.934	297.395	296.655	253.766	234.310
Unleaded premium gasoline.....	05	7103		299.101	326.815	329.171	286.294	261.582
Unleaded premium gasoline.....	05	710304	06/02	338.857	370.255	372.924	324.348	296.351
Unleaded regular gasoline.....	05	7104		261.003	290.597	289.003	245.275	227.044
Unleaded regular gasoline.....	05	710404	06/02	313.628	349.189	347.273	294.728	272.822
Unleaded mid-premium gasoline.....	05	7105	12/87	452.574	526.425	521.150	441.635	415.672
Unleaded mid-premium gasoline.....	05	710504	06/02	309.500	360.004	356.397	302.019	284.264
Kerosene and jet fuels.....	05	72		253.592	311.194	332.952	326.940	313.325
Kerosene.....	05	7202		253.757	313.399	331.153	331.891	300.177
Kerosene.....	05	720201		253.769	313.413	331.168	331.906	300.191
Jet fuel.....	05	7203		254.299	311.932	334.011	327.545	315.066
Jet fuel.....	05	720301		256.255	314.331	336.580	330.064	317.489
Light fuel oils.....	05	73		304.948	402.114	420.686	384.598	385.789
Home heating oil and distillates.....	05	7302		247.357	291.090	314.094	296.345	268.517
Home heating oil and distillates.....	05	730201		247.357	291.090	314.094	296.345	268.517
No. 2 diesel fuel.....	05	7303		322.199	428.045	446.947	407.772	411.644
No. 2 diesel fuel.....	05	730302	06/85	403.314	535.806	559.467	510.429	515.276
Residual fuels (heavy fuel oils, incl. #5, #6, & other residual fuels).....	05	74		190.491	204.401	216.120	224.865	214.218
Residual fuels (heavy fuel oils, incl. #5, #6, & other residual fuels).....	05	7407	06/85	279.834	300.268	317.483	330.330	314.689
Residual fuels (heavy fuel oils, incl. #5, #6, & other residual fuels).....	05	740703	06/02	247.320	265.379	280.595	291.949	278.125
Finished lubricants.....	05	76		614.954	614.508	607.799	606.873	608.243
Lubricating and similar oils.....	05	7604	06/85	572.362	571.845	564.079	563.285	563.963
Lubricating and similar oils not from petroleum refineries.....	05	760401	06/85	554.227	553.727	546.206	545.437	546.094
Lubricating oil base stocks.....	05	78	06/09	162.470	165.522	165.295	176.617	170.546
Lubricating oil base stocks.....	05	7801	06/09	162.470	165.522	165.295	176.617	170.546
Lubricating oil base stocks.....	05	780121	06/09	162.470	165.522	165.295	176.617	170.546

See footnotes at end of table.

Table 9. Producer price indexes for commodity and service groupings and individual items, not seasonally adjusted — Continued
 [November 2023, Index base 1982=100, unless otherwise indicated]

Title	Commodity code		Other index base	Unadjusted index ¹				
	Group code	Item code		July 2023	Aug. 2023 ^P	Sept. 2023 ^P	Oct. 2023 ^P	Nov. 2023 ^P
Asphalt and other petroleum and coal products, n.e.c.....	05	8	12/84	350.733	354.220	376.311	426.433	435.867
Asphalt and other petroleum and coal products, n.e.c.....	05	81	12/84	350.733	354.220	376.311	426.433	435.867
Asphalt.....	05	8102	06/85	268.761	266.974	265.738	254.686	257.686
Asphalt.....	05	810212	06/85	268.761	266.974	265.738	254.686	257.686
Other petroleum and coal products, including coke oven products, n.e.c....	05	8103	12/84	764.536	775.863	839.193	989.773	1,013.872
Other petroleum and coal products, including coke oven products, n.e.c.....	05	810319	12/84	764.536	775.863	839.193	989.773	1,013.872
Other petroleum and coal products, made in coke oven establishments.....	05	8103191	06/09	189.107	188.989	188.817	184.435	184.121
Chemicals and allied products.....	06	—		347.282	346.236	346.324	347.735	344.659
Industrial chemicals.....	06	1		309.811	307.451	309.468	315.551	306.389
Basic inorganic chemicals.....	06	13		364.428	359.084	359.963	352.515	351.046
Inorganic chemicals, other than alkalis and chlorine.....	06	1302		341.988	336.840	341.348	338.084	336.617
Aluminum compounds.....	06	130209	06/95	148.748	145.208	145.208	145.040	136.371
Inorganic acids, inc. hydrochloric, sulfuric acid, and other.....	06	13020T	12/08	111.876	111.610	111.920	113.491	112.881
Sulfuric acid.....	06	13020T1	06/87	186.785	184.098	185.752	185.752	185.752
Lime.....	06	130213		413.148	415.157	415.092	415.847	416.434
Potassium and sodium compounds, excluding bleaches, alkalis, and alum.....	06	130217	06/01	453.269	446.734	441.732	439.533	436.327
Rock salt.....	06	130271	12/84	420.849	428.230	428.230	428.230	—
Other inorganic chemicals, nec.....	06	130283	12/06	177.843	177.479	180.096	176.808	176.908
All other inorganic chemicals.....	06	1302833	12/08	124.419	124.084	126.489	124.228	124.320
Alkalis and chlorine, including natural sodium carbonate and sulfate.....	06	1303		479.099	472.567	460.056	436.444	434.844
Chlorine, sodium hydroxide, and other alkalis.....	06	130302	06/05	239.718	235.506	228.983	216.595	215.692
Sodium hydroxide (caustic soda).....	06	1303024	12/07	173.760	168.406	160.258	144.276	143.301
Other alkalis.....	06	1303028	12/11	166.325	166.827	167.391	158.667	158.560
Basic organic chemicals.....	06	14		302.182	300.368	302.618	311.324	300.621
Primary basic organic chemicals.....	06	1401		222.639	221.327	229.104	249.615	245.939
Aromatics.....	06	140197	06/01	235.584	235.114	255.317	283.884	261.090
Liquid refinery gases.....	06	140198	06/01	196.355	194.863	197.753	213.833	216.997
Cyclic intermediate chemicals and dyes.....	06	1402		295.904	294.475	293.358	291.823	269.806
Cyclic intermediate chemicals.....	06	140281	06/01	279.023	278.542	278.745	277.347	252.933
Synthetic organic dyes.....	06	140282	06/01	130.883	127.195	122.272	121.419	124.560
Other basic organics.....	06	1403		313.308	311.388	310.400	311.942	299.207
Ethanol (ethyl alcohol).....	06	140341		314.908	300.462	299.970	301.027	272.248
Other basic organics, n.e.c.....	06	140399	06/87	303.779	306.590	305.445	307.124	300.741
Fatty acids.....	06	1403991	12/07	213.131	225.677	235.415	234.083	219.590
Bulk pesticides and other bulk synthetic organic agricultural chemicals, excluding preparation.....	06	1403992	12/07	281.629	281.940	281.940	282.080	281.798
Industrial organic flavor oil mixtures and blends.....	06	1403993	12/08	420.987	416.781	418.399	416.781	412.574
Natural organic chemicals.....	06	1403995	12/08	151.453	150.911	146.221	146.280	146.661
Synthetic organic chemicals for use as flavor and perfume materials.....	06	1403997	12/07	184.299	184.299	184.299	184.299	—
Synthetic organic rubber-processing chemicals.....	06	1403998	12/07	142.273	138.738	—	—	—
Synthetic organic plasticizers.....	06	1403999	12/07	143.999	149.683	144.390	148.193	152.391
Other synthetic organic chemicals.....	06	140399A	12/07	99.582	97.488	95.728	96.034	94.072
Miscellaneous end use chemicals and chemical products, excluding urea.....	06	140399B	12/07	225.629	233.165	233.229	233.714	231.197
Miscellaneous cyclic and acyclic chemicals and chemical products, excluding fatty acid esters.....	06	140399C	12/07	132.522	130.099	127.901	131.307	125.339
Paints and allied products.....	06	2		402.522	406.344	404.480	400.394	400.796
Prepared paint.....	06	21		419.553	419.706	418.864	418.307	418.126
Architectural coatings.....	06	2101		509.363	509.505	509.572	507.610	507.610
Architectural coatings.....	06	210104	12/03	279.433	279.511	279.548	278.471	278.471
Exterior architectural coatings.....	06	2101041	12/12	184.951	184.954	185.022	185.033	185.033
Interior architectural coatings.....	06	2101042	12/12	153.739	153.805	153.805	152.876	152.876
OEM finishes excluding marine coatings.....	06	2102	06/83	263.597	264.120	264.991	263.719	263.623
OEM finishes excluding marine coatings.....	06	210201	06/83	263.597	264.120	264.991	263.719	263.623
Transportation finishes, except powdered and high-solids coatings.....	06	2102011	12/12	119.399	120.089	120.361	117.598	118.800
All other product finishes for original equipment manufacturers (OEM), excluding marine coating.....	06	2102012	12/12	146.979	147.123	147.649	147.649	147.191
Special purpose coatings, incl. marine, industrial & construction coatings.....	06	2103	06/83	527.841	527.324	520.648	525.154	524.313
Special purpose coatings, incl. marine, industrial & construction coatings.....	06	210301	06/83	527.841	527.324	520.648	525.154	524.313
Paint materials.....	06	22		337.671	354.569	351.557	336.992	337.084
Paint colors.....	06	2202		278.727	294.612	291.781	278.088	278.175
All other inorganic pigments, including TiO ₂ , chrome colors, and other white opaque pigments.....	06	22020N	09/21	123.249	130.679	128.432	122.826	121.001

See footnotes at end of table.

Table 9. Producer price indexes for commodity and service groupings and individual items, not seasonally adjusted — Continued
 [November 2023, Index base 1982=100, unless otherwise indicated]

Title	Commodity code		Other index base	Unadjusted index ¹				
	Group code	Item code		July 2023	Aug. 2023 ^P	Sept. 2023 ^P	Oct. 2023 ^P	Nov. 2023 ^P
Synthetic organic pigments, lakes, and toners.....	06	220298	06/87	189.862	196.535	204.774	190.863	209.968
Kaolin and ball clay.....	06	2204		282.657	282.657	282.657	—	—
Kaolin and ball clay.....	06	220407		324.060	324.060	324.060	—	—
Allied and miscellaneous paint products.....	06	23	06/83	427.604	427.228	417.199	409.257	417.967
Allied and miscellaneous paint products.....	06	2301	06/83	427.604	427.228	417.199	409.257	417.967
Allied and miscellaneous paint products.....	06	230104	12/03	242.064	241.851	236.174	231.678	236.609
Drugs and pharmaceuticals.....	06	3		666.709	665.338	665.162	666.303	666.503
Medicinal and botanical chemicals, drugs, and other products.....	06	31		185.720	185.354	185.286	187.156	187.264
Medicinal and botanical chemicals, drugs, and other products.....	06	3102	06/82	185.775	185.409	185.340	187.211	187.320
Synthetic organic medicinal chemicals, medicinal & botanical drugs, & other products.....	06	310203	06/82	185.775	185.409	185.340	187.211	187.320
Veterinary pharmaceutical preparations.....	06	34		211.805	211.805	211.805	211.805	211.805
Pharmaceuticals for veterinary use.....	06	3403	12/87	210.418	210.418	210.418	210.418	210.418
Pharmaceuticals for veterinary use.....	06	340303	06/01	160.482	160.482	160.482	160.482	160.482
Biological products, including diagnostics.....	06	37		328.538	327.391	327.183	327.790	327.910
Biological products, excluding diagnostic, for veterinary, industrial, and all other misc. uses.....	06	3717	12/04	171.683	169.531	171.299	174.232	174.232
Biological products, excluding diagnostic, for veterinary, industrial, and all other misc. uses.....	06	371705	12/22	113.818	112.392	113.564	115.508	115.508
Diagnostics.....	06	3718	06/09	144.905	144.567	143.563	142.959	143.092
In-vitro diagnostic substances.....	06	371801		229.141	228.000	225.580	225.101	225.664
Biological products, excluding diagnostic, for human use.....	06	3719	06/09	156.414	156.414	156.414	156.414	156.414
Biological products, excluding diagnostic, for human use.....	06	371904	12/22	102.693	102.693	102.693	102.693	102.693
Pharmaceutical preparations.....	06	38	06/01	289.788	289.336	289.303	289.633	289.710
Pharmaceuticals affecting neoplasms, the endocrine system, & metabolic diseases.....	06	3801	06/01	314.723	314.724	314.724	314.724	314.729
Cancer therapy products.....	06	380102	12/09	117.783	117.783	117.783	117.783	117.783
Insulin/antidiabetes products.....	06	380103	12/09	316.392	316.411	316.411	316.411	316.470
Other neoplasms, endocrine system, and metabolic diseases.....	06	380104	12/09	176.874	176.874	176.874	176.874	176.874
Hormones and oral contraceptives.....	06	380105	12/09	226.878	226.878	226.878	226.878	226.878
Pharmaceuticals acting on the central nervous system and the sense organs.....	06	3802	06/01	343.604	343.632	343.632	343.632	343.632
Analgesics.....	06	380202	12/09	290.017	290.017	290.017	290.017	290.017
Analgesics, over-the-counter.....	06	380202OC	06/81	277.623	277.623	277.623	277.623	277.623
Analgesics, prescription.....	06	380202RX	06/81	2,489.804	2,489.804	2,489.804	2,489.804	2,489.804
Psychotherapeutics.....	06	380203	12/09	203.317	203.338	203.338	203.338	203.338
Antidepressants.....	06	3802031	12/09	203.832	203.832	203.832	203.832	203.832
Other psychotherapeutics, including tranquilizers.....	06	3802032	12/09	209.836	210.012	210.012	210.012	210.012
Anticonvulsants.....	06	380204	12/09	221.858	221.858	221.858	221.858	221.858
Other central nervous system and sense organs.....	06	380205	12/09	206.142	206.168	206.168	206.168	206.168
Pharmaceuticals acting on the cardiovascular system.....	06	3803	06/01	447.212	447.212	447.212	447.212	447.212
Other cardiovascular preparations.....	06	380305	12/09	331.807	331.807	331.807	331.807	331.807
Pharmaceuticals acting on the respiratory system.....	06	3804	06/01	231.488	223.867	223.867	223.867	223.867
Antihistamines and bronchodilators, including antiasthmatics.....	06	380402	12/07	167.912	167.912	167.912	167.912	167.912
Other respiratory preparations.....	06	380403	12/07	194.601	178.561	178.561	178.561	178.561
Other respiratory preparations, over-the-counter.....	06	380403OC	12/07	124.640	124.640	124.640	124.640	124.640
Other respiratory preparations, prescription.....	06	380403RX	12/07	213.008	177.383	177.383	177.383	177.383
Pharmaceuticals acting on the digestive or the genito-urinary systems.....	06	3805	06/01	200.072	200.072	200.072	200.819	200.819
Other digestive or genito-urinary preparations.....	06	380503	12/09	145.546	145.546	145.546	146.151	146.151
Other digestive or genito-urinary preparations, prescription.....	06	380503RX	06/01	219.474	219.474	219.474	220.622	220.622
Pharmaceuticals acting on the skin.....	06	3806	06/01	191.524	191.524	191.524	191.524	191.524
Other pharmaceutical preparations acting on the skin.....	06	380603	12/09	125.733	125.733	125.733	125.733	125.733
Anti-acne preparations.....	06	380606	12/09	111.783	111.783	111.783	111.783	111.783
Vitamin, nutrient, and hematinic preparations.....	06	3807	06/01	150.116	152.319	152.175	153.476	153.800
Multivitamins.....	06	380702	12/09	128.081	128.081	128.081	128.081	128.081
Other vitamins and nutrients.....	06	380703	12/09	136.973	136.973	136.773	138.588	138.952
Pharmaceuticals affecting parasitic and infective diseases.....	06	3808	06/01	278.209	278.209	278.209	278.209	278.209
Broad and medium spectrum antibiotics.....	06	380802	12/09	171.403	171.403	171.403	171.403	171.403
Systemic antivirals.....	06	380803	12/09	196.197	196.197	196.197	196.197	196.197
Other parasitic and infective diseases.....	06	380804	12/09	213.823	213.823	213.823	213.823	213.823
Fats and oils, inedible.....	06	4		347.355	359.065	359.120	337.394	318.608
Fats and oils, inedible.....	06	41		347.355	359.065	359.120	337.394	318.608
Fats and oils, inedible.....	06	4101		347.355	359.065	359.120	337.394	318.608
Soybean oil, processed for inedible purposes.....	06	410131	06/95	207.001	213.432	211.527	196.474	187.373
Crude soybean oil, degummed, made from soybeans crushed in the same establishment.....	06	4101311	12/07	89.216	91.900	91.280	90.212	89.457
Soybean oil, all other types.....	06	4101312	12/07	162.145	167.266	165.583	148.642	138.502
Lard, inedible tallow, and grease, except wool grease.....	06	410132	06/02	493.528	516.121	537.279	529.316	479.852

See footnotes at end of table.

Table 9. Producer price indexes for commodity and service groupings and individual items, not seasonally adjusted — Continued
 [November 2023, Index base 1982=100, unless otherwise indicated]

Title	Commodity code		Other index base	Unadjusted index ¹				
	Group code	Item code		July 2023	Aug. 2023 ^P	Sept. 2023 ^P	Oct. 2023 ^P	Nov. 2023 ^P
Agricultural chemicals and chemical products.	06	5		274.347	275.818	270.594	278.083	281.848
Mixed fertilizers.	06	51		264.578	262.521	259.544	258.647	258.647
Mixed fertilizers.	06	5105	06/86	279.179	277.009	273.867	272.921	272.921
Mixed fertilizers.	06	510501	06/86	279.179	277.009	273.867	272.921	272.921
Mixed fertilizers, made in plants which manufacture fertilizer materials.	06	5105011	12/09	259.239	265.987	268.365	270.744	270.744
Mixed fertilizers, dry, mixing only.	06	5105012	12/09	135.328	132.137	131.844	130.105	130.105
Mixed fertilizers, liquid, mixing only.	06	5105013	12/09	130.845	126.139	110.545	111.020	111.020
Fertilizer materials.	06	52		268.307	276.376	277.041	295.744	305.664
Nitrogenates.	06	5201		314.679	310.263	308.116	332.411	349.594
Fertilizer materials of organic origin.	06	520137	12/93	233.665	233.665	233.665	233.665	233.665
Synthetic ammonia, nitric acid, ammonium compounds, and urea.	06	52013A	12/14	98.024	96.497	95.755	104.156	110.098
Phosphates.	06	5202		241.445	260.071	263.067	277.964	282.348
Phosphoric acid, 52-54 percent APA, superphosphates and other phosphate fertilizer materials.	06	52026A	12/14	104.528	112.591	113.888	120.338	122.236
Other agricultural chemicals.	06	53		231.092	228.572	218.795	219.542	219.324
Other agricultural chemicals.	06	5301		231.092	228.572	218.795	219.542	219.324
Lawn and garden pesticides and chemicals.	06	530107	06/03	200.209	200.209	194.297	194.297	194.297
Household and institutional pesticides and chemicals.	06	530108	06/03	182.818	183.171	183.171	183.171	183.171
Agricultural and commercial pesticides and chemicals.	06	530109	06/03	152.638	150.786	143.851	144.395	144.237
Plastic resins and materials.	06	6		270.722	267.608	267.261	262.143	262.924
Thermoplastic resins and plastics materials.	06	62		272.999	268.977	268.394	263.603	264.823
Thermoplastic resins and plastics materials.	06	6212	12/03	189.706	186.911	186.506	183.177	184.024
Thermoplastic resins and plastics materials.	06	621201	12/03	189.706	186.911	186.506	183.177	184.024
Thermosetting resins and plastics materials.	06	63		273.544	276.612	277.897	270.122	267.869
Thermosetting resins and plastics materials.	06	6306	12/98	194.931	197.117	198.033	192.492	190.887
Thermosetting resins and plastics materials.	06	630601	12/98	194.931	197.117	198.033	192.492	190.887
Other chemicals and allied products.	06	7		256.735	256.444	256.146	256.810	256.318
Soaps and detergents.	06	71		236.377	236.484	236.161	236.352	235.982
Soaps and other detergents.	06	7104	06/83	227.029	227.132	226.821	227.005	226.649
Soaps and detergents, commercial, industrial, and institutional.	06	710401	06/83	322.673	322.678	321.963	321.963	322.220
Commercial, industrial, and institutional hard surface cleaners.	06	71040101	12/11	119.675	119.675	119.675	119.675	119.675
Commercial, industrial, and institutional laundry detergents.	06	71040102	12/11	140.425	140.425	140.425	140.425	140.425
Commercial, industrial, and institutional dishwashing detergents.	06	71040103	12/11	170.365	170.365	170.365	170.365	170.365
Commercial, industrial, and institutional metal cleaners.	06	71040104	12/11	146.754	146.754	146.754	146.754	146.754
Dairy, farm, and food plant cleaners, sanitizers, etc.	06	71040106	12/11	136.475	136.474	136.474	136.474	136.474
Commercial, industrial, and institutional soaps, excluding specialty cleaners.	06	71040107	12/11	143.672	143.682	142.475	142.475	142.457
Household detergents.	06	710402		186.959	187.435	187.560	187.744	187.951
Household alkaline detergents and cleaners.	06	7104021	05/18	140.632	141.007	141.105	141.250	141.413
Household dry and liquid laundry detergents.	06	7104022	05/18	116.658	116.658	116.658	116.658	116.658
Soaps, excluding specialty cleaners, household.	06	710403	06/83	223.930	223.947	223.731	224.222	222.562
Polish and other sanitation goods.	06	72	06/83	232.243	232.259	232.259	232.429	232.144
Polish and other sanitation goods.	06	7201	06/83	232.243	232.259	232.259	232.429	232.144
Polishing preparations and related products.	06	720103	06/83	298.035	298.211	298.211	300.020	296.978
Specialty cleaning and sanitation products.	06	720105	05/17	121.687	121.687	121.687	121.687	121.687
Disinfectants, nonagricultural, industrial and institutional.	06	7201051	05/17	157.533	157.533	157.533	157.533	157.533
Air and room fresheners.	06	7201053	12/11	127.233	127.233	127.233	127.233	127.233
Laundry fabric softeners and rinses, liquid and dry.	06	7201058	05/17	113.515	113.515	113.515	113.515	113.515
Other specialty cleaning and sanitation products.	06	7201059	12/11	121.930	121.930	121.930	121.930	121.930
Cosmetics and other toilet preparations.	06	75		189.887	189.869	189.668	190.176	190.176
Shaving preparations.	06	7502		191.734	191.734	191.734	191.751	191.751
Shaving preparations.	06	750206	06/99	169.645	169.645	169.645	169.660	169.660
Perfumes, toilet waters, and colognes.	06	7503		193.786	193.786	193.786	193.786	193.786
Perfumes, toilet waters, and colognes.	06	750306	06/99	120.866	120.866	120.866	120.866	120.866
Hair preparations (including shampoos).	06	7504		215.820	215.820	215.820	215.820	215.820
Hair preparations (including shampoos).	06	750407	06/99	159.744	159.744	159.744	159.744	159.744
Hair preparations incl professional, consumer, and cream/gel shampoos.	06	75040701	12/11	141.831	141.831	141.831	141.831	141.831
Hair tonics and hair dressings incl professional and consumer use.	06	75040702	12/11	115.068	115.068	115.068	115.068	115.068
Toothpastes, denture cleaners, and mouthwashes.	06	7505		171.105	170.971	170.971	174.433	174.433
Denture cleaners, mouthwashes, gargles, and rinses.	06	750504	12/11	134.671	134.514	134.514	138.590	138.590
Creams, lotions, and oils, excluding shaving, hair, and deodorant.	06	7514	06/99	134.219	134.219	134.219	134.219	134.219
Creams, lotions, and oils, excluding shaving, hair, and deodorant.	06	751401	06/99	134.219	134.219	134.219	134.219	134.219
Other cosmetics and toilet preparations.	06	7515	06/99	126.325	126.325	126.009	126.100	126.100
Other cosmetics and toilet preparations.	06	751501	06/99	126.325	126.325	126.009	126.100	126.100

See footnotes at end of table.

Table 9. Producer price indexes for commodity and service groupings and individual items, not seasonally adjusted — Continued
 [November 2023, Index base 1982=100, unless otherwise indicated]

Title	Commodity code		Other index base	Unadjusted index ¹				
	Group code	Item code		July 2023	Aug. 2023 ^P	Sept. 2023 ^P	Oct. 2023 ^P	Nov. 2023 ^P
Misc. chemical prod. and preparations.....	06	79		319.425	318.687	318.279	319.328	318.327
Explosives and blasting accessories.....	06	7902		282.683	280.984	281.481	281.525	282.345
Explosives and blasting accessories.....	06	790234	12/03	173.757	172.713	173.019	173.045	173.549
Industrial gases.....	06	7903		365.835	360.435	365.724	368.577	364.633
Carbon dioxide.....	06	790302		553.738	546.588	533.796	531.285	534.234
Nitrogen.....	06	790303		297.105	292.519	293.188	293.188	213.564
Oxygen.....	06	790304		585.113	584.828	584.555	579.112	576.418
Argon and hydrogen.....	06	790309	06/09	86.634	86.971	92.254	91.090	93.174
Other industrial gases (including fluorocarbon and acetylene).....	06	790312	06/09	270.354	263.926	270.805	277.103	294.714
Adhesives and sealants.....	06	7904	12/83	360.256	359.164	359.627	359.926	359.930
Synthetic resin and rubber adhesives.....	06	790402	12/83	363.934	362.135	362.898	362.645	362.652
Epoxy adhesives.....	06	7904021	12/11	159.989	159.989	160.223	160.223	160.662
Other synthetic resin and rubber adhesives.....	06	7904026	12/11	135.771	134.490	135.183	134.944	134.917
Structural sealants (load bearing).....	06	790407	12/11	117.350	117.350	117.350	117.350	117.350
Nonstructural caulking compounds and sealants.....	06	79040A	12/11	178.915	178.915	178.915	178.915	178.915
Surface active agents.....	06	7905	12/83	348.346	348.346	346.212	349.326	349.326
Surfactants (bulk surface active agents).....	06	790502	12/83	388.265	388.265	385.103	389.718	389.718
Gum and wood chemicals, including wood distillation products.....	06	7906	06/84	558.103	531.400	536.182	536.412	521.972
Gum and wood chemicals, including wood distillation products.....	06	790607	12/03	364.374	346.940	350.062	350.212	340.785
Other miscellaneous chemical products.....	06	7909		267.347	268.790	266.509	266.966	266.430
Carbon black, all processes.....	06	790918	12/83	600.680	606.259	626.459	640.770	640.770
Printing ink.....	06	790919	06/84	267.307	264.901	264.577	264.670	264.019
Gravure printing inks.....	06	7909192	12/11	104.728	104.728	104.728	104.728	104.728
Lithographic and offset inks.....	06	7909193	12/11	132.789	133.484	133.120	132.896	132.896
News and nonheat web offset printing inks.....	06	79091931	12/11	142.890	143.208	139.081	139.081	139.081
Publication and commercial web inks.....	06	79091932	12/11	132.389	133.065	133.065	133.065	133.065
Sheet-fed general inks.....	06	79091933	12/11	131.900	131.523	131.523	130.893	130.893
Sheet-fed packaging inks.....	06	79091934	12/11	126.455	128.115	127.783	127.228	127.228
Flexographic printing inks.....	06	7909194	12/11	166.448	160.493	160.493	160.184	160.184
Nonimpact/digital inks.....	06	7909195	12/11	187.942	186.891	186.976	187.958	186.681
All other printing inks.....	06	7909196	12/11	120.507	121.579	123.545	123.213	122.597
Water-treating compounds.....	06	790961	06/85	217.771	223.994	214.700	214.603	209.895
Automotive chemicals.....	06	790991	06/09	113.747	113.747	113.730	114.285	114.218
All other chemical preparations, including essential oils, matches, and gelatin.....	06	790999	06/85	296.726	298.027	297.307	297.084	298.024
Rubber and plastic products.....	07	—		251.735	251.346	250.893	250.753	250.824
Rubber and rubber products.....	07	1		220.398	220.328	220.617	221.268	221.271
Synthetic rubber, inc. styrene-butadiene rubber (SBR) and ethylene propylene.....	07	11		216.730	216.954	219.274	224.590	223.921
Synthetic rubber.....	07	1102		217.857	218.082	220.414	225.758	225.085
Synthetic rubber, inc. sbr and ethylene propylene.....	07	110224	06/03	172.598	172.777	174.624	178.858	178.325
Tires, tubes, tread, & repair materials.....	07	12		195.034	195.022	194.652	194.652	194.526
Tires.....	07	1201		190.465	190.453	190.087	190.087	189.961
Pneumatic tires (including passenger, truck, bus, tractor, industrial, and other tires).....	07	12010		190.598	190.586	190.206	190.206	190.074
Passenger car pneumatic tires.....	07	120104	12/03	196.925	196.903	196.903	196.903	196.903
Truck and bus (including off-the-highway) pneumatic tires.....	07	120105		187.579	187.579	187.579	187.579	187.335
Tread rubber, tire sundries, and repair materials.....	07	1203		294.195	294.195	293.911	293.911	—
Tread rubber, tire sundries, and repair materials.....	07	120354	12/03	211.634	211.634	211.429	211.429	—
Miscellaneous rubber products.....	07	13		254.449	254.192	254.367	253.801	254.229
Rubber and plastics footwear, including athletic footwear.....	07	1301		156.248	156.248	156.248	156.248	156.248
Rubber and plastics footwear, including athletic footwear.....	07	130109	12/11	116.462	116.462	116.462	116.462	116.462
Rubber and plastic belts and belting.....	07	1303		352.297	352.398	352.398	351.353	351.041
Flat rubber and plastics belts and belting.....	07	130371	12/03	316.370	316.370	316.370	314.848	314.848
Rubber and plastics transmission belts and belting (excluding flat).....	07	130372	12/03	160.335	160.455	160.455	160.454	160.084
Rubber and plastics hose.....	07	1304		293.780	293.542	293.967	292.860	292.860
Rubber and plastics hose.....	07	130411	12/11	130.261	130.156	130.344	129.854	129.854
Industrial rubber and plastics hose without fittings.....	07	1304116	12/11	117.909	117.909	117.909	117.909	117.909
Rubber and plastics water hose (incl. fire, irrigation, etc.).....	07	1304117	12/11	155.936	154.124	155.302	152.213	152.213
Rubber and plastics hose for on- and off-highway motor vehicles.....	07	1304118	12/11	124.958	126.099	126.099	126.099	126.099
Miscellaneous rubber products, n.e.c.....	07	1306	06/83	230.393	230.105	230.258	229.828	230.376
All other industrial rubber products.....	07	130604	06/83	330.457	331.083	331.083	329.648	331.003
All other miscellaneous rubber goods.....	07	130606	06/83	246.678	246.361	246.361	246.361	246.613
Rubber compounds or mixtures for sale or interplant transfer.....	07	130612	06/83	299.234	297.266	298.303	296.607	295.075
Rubber products for mechanical use.....	07	130617	12/04	144.156	144.166	144.166	144.166	145.143
Molded rubber mechanical goods automotive.....	07	1306171	12/11	109.593	109.593	109.593	109.593	109.671
Molded rubber mechanical goods, transportation/off-highway.....	07	1306172	12/11	127.686	127.541	127.541	127.541	127.541
Other molded rubber mechanical goods (excluding tubing).....	07	1306179	12/11	149.961	150.184	150.184	150.184	153.662

See footnotes at end of table.

Table 9. Producer price indexes for commodity and service groupings and individual items, not seasonally adjusted — Continued
 [November 2023, Index base 1982=100, unless otherwise indicated]

Title	Commodity code		Other index base	Unadjusted index ¹				
	Group code	Item code		July 2023	Aug. 2023 ^P	Sept. 2023 ^P	Oct. 2023 ^P	Nov. 2023 ^P
Other extruded rubber mechanical goods (excl. auto)(excl. tubing) . . .	07	130617C	12/11	126.667	126.667	126.667	126.667	126.667
Rubber coated fabrics, garments, and footwear.	07	130618	06/06	202.476	206.632	206.632	206.632	206.632
Plastic products.	07	2		272.200	271.683	270.954	270.533	270.630
Plastic construction products.	07	21		343.862	343.352	344.004	342.482	342.707
Plastics construction products.	07	2106		343.863	343.352	344.005	342.482	342.708
Plastics pipe.	07	210603	12/05	198.261	196.059	195.343	192.777	189.465
Plastics drain, waste, and vent pipe.	07	2106031	12/11	151.079	150.378	150.582	138.060	133.851
Plastics water pipe.	07	2106033	12/11	238.210	233.394	232.491	237.431	232.218
Plastics sewer, stormdrain, and water main pipe.	07	2106038	12/17	209.233	206.367	203.747	205.343	204.128
Other plastics pipe.	07	210603B	12/11	170.663	170.663	170.663	170.663	170.663
Plastics pipe fittings and unions.	07	210604	12/05	314.694	318.170	316.767	315.524	314.054
Plastics plumbing fixtures.	07	210605	12/05	167.398	168.493	168.493	168.544	167.283
Other plastics construction products.	07	210606		292.115	292.527	294.475	294.475	298.645
Building and construction polystyrene foam products.	07	2106061	06/08	199.340	198.514	198.514	198.514	198.269
Building & construction fabricated plastics products (excl foam, plumbing fixtures, hardware).	07	2106063	06/08	165.362	165.718	166.967	166.967	169.668
Unsupported plastic film, sheet and other shapes.	07	22		275.160	273.067	268.928	269.942	270.785
Unsupported plastics film, sheet, and other shapes.	07	2205	12/82	272.673	270.599	266.498	267.503	268.338
Unsupported plastics film, sheet, and other shapes.	07	220501	12/82	272.673	270.599	266.498	267.503	268.338
Unlaminated polyethylene film and sheet.	07	2205011	12/11	128.058	127.517	124.139	124.360	124.360
Unlaminated vinyl and vinyl copolymer film and sheet.	07	2205013	12/11	160.426	160.426	159.282	159.282	159.282
Miscellaneous unlaminated plastics film and sheet.	07	2205014	12/11	112.327	112.054	108.953	108.174	108.141
Unlaminated plastics profile shapes.	07	2205015	12/11	136.799	134.452	135.310	137.150	137.939
Laminated plastic sheets, rods, and tubes.	07	23		270.291	270.675	270.675	270.675	270.675
Laminated plastics plates, sheet (except packaging), and shapes.	07	2304		270.655	271.040	271.040	271.040	271.040
Laminated plastics plates, sheet (except packaging), and shapes.	07	230401	12/82	278.601	278.997	278.997	278.997	278.997
Parts for manufacturing from plastics.	07	26		180.783	180.373	180.037	179.626	178.646
Parts for transportation equipment.	07	2601		170.596	170.596	170.082	169.623	168.213
Parts for transportation equipment.	07	260105	12/82	169.202	169.202	168.692	168.237	166.839
Transportation polyurethane foam products.	07	2601051	12/11	124.749	124.749	124.749	124.749	124.749
Transportation fabricated plastic parts (excluding foam and reinforced plastics).	07	2601052	12/11	131.178	131.178	130.751	130.370	129.199
Other parts and components for manufacturing.	07	2602		177.806	176.966	177.488	177.107	178.017
Other parts and components for manufacturing.	07	260205	12/82	177.943	177.103	177.626	177.244	178.155
All other miscellaneous polyurethane foam products.	07	2602051	12/11	119.863	119.863	119.863	119.863	119.540
Electrical & electronic fabricated plastics (excl. foam and reinforced plastics).	07	2602052	12/11	111.452	109.905	110.891	110.171	110.940
All other polystyrene foam products incl. transportation application uses.	07	2602053	12/11	172.161	172.161	172.161	172.161	172.161
Industrial machinery plastics products, excl foam (incl gears, bearings, bushings, cams).	07	2602054	12/11	144.286	144.247	144.247	144.247	145.251
Foam components for furniture.	07	2603	12/82	269.965	266.912	265.918	265.918	263.857
Foam components for furniture.	07	260305	12/99	198.918	196.669	195.937	195.937	194.418
Other plastic products.	07	29	12/82	299.434	302.060	301.614	300.501	300.271
Other plastics products.	07	2901	12/82	299.434	302.060	301.614	300.501	300.271
Custom compounding of purchased resins and color concentrates.	07	290196	12/99	198.374	201.402	200.797	199.513	199.249
All other reinforced and fiberglass plastics products.	07	290197	12/99	245.472	245.472	245.652	245.652	245.651
Products made of foam other than polystyrene or polyurethane.	07	290198	12/99	164.342	164.342	164.342	164.342	164.342
Plastic packaging products.	07	2A	12/06	146.509	146.157	146.218	145.781	146.330
Plastics packaging products.	07	2A01	12/06	146.509	146.157	146.218	145.781	146.330
Plastics packaging products.	07	2A0101	12/06	146.509	146.157	146.218	145.781	146.330
Other plastics packaging products, excluding film, sheet, foam and bottles.	07	2A01012	12/09	134.370	134.222	134.548	133.709	134.367
Packaging polyurethane foam products.	07	2A01013	12/09	198.652	198.492	198.492	198.492	198.492
Plastics bottles.	07	2A01014	12/09	130.751	130.265	130.131	130.129	130.568
Polystyrene foam food containers.	07	2A01015	12/11	230.314	229.461	229.461	230.080	231.705
Polystyrene foam protective shipping pads, shaped cushioning, etc.	07	2A01016	12/11	238.622	237.153	234.454	234.454	231.732
Consumer, institutional, and commercial products, n.e.c.	07	2B	12/06	195.173	195.343	194.807	195.102	195.185
All other consumer, institutional, and commercial products.	07	2B01	12/06	195.173	195.343	194.807	195.102	195.185
All other consumer, institutional, and commercial products.	07	2B0101	12/06	195.173	195.343	194.807	195.102	195.185
Consumer and institutional polystyrene foam products.	07	2B01011	12/07	227.125	227.050	224.853	226.947	227.538
Consumer and institutional polyurethane foam products.	07	2B01013	12/07	—	—	—	—	203.956
Consumer/institutional/commercial fabricated plastics products.	07	2B01015	12/07	177.153	177.357	177.099	177.101	177.101
Recyclable plastics.	07	2C	12/11	86.363	81.606	79.274	79.732	—
Recyclable plastics.	07	2C01	12/11	86.363	81.606	79.274	79.732	—
Recyclable plastics.	07	2C0101	12/11	86.363	81.606	79.274	79.732	—
Lumber and wood products.	08	—		303.725	298.714	299.186	296.962	294.782

See footnotes at end of table.

Table 9. Producer price indexes for commodity and service groupings and individual items, not seasonally adjusted — Continued
 [November 2023, Index base 1982=100, unless otherwise indicated]

Title	Commodity code		Other index base	Unadjusted index ¹				
	Group code	Item code		July 2023	Aug. 2023 ^P	Sept. 2023 ^P	Oct. 2023 ^P	Nov. 2023 ^P
Lumber.....	08	1		272.345	255.709	256.492	246.441	240.273
Softwood lumber.....	08	11		279.386	266.602	261.997	253.466	240.563
Softwood cut stock and dimension.....	08	1105		254.303	245.185	244.339	237.174	232.631
Softwood cut stock and dimension.....	08	110503		271.419	261.688	260.785	253.138	248.289
Softwood lumber, not edge worked.....	08	1106	12/03	144.316	137.088	134.312	129.547	122.024
Softwood lumber, not edge worked.....	08	110601	12/03	144.316	137.088	134.312	129.547	122.024
Softwood dressed lumber, less than 2 inches in nominal thickness, not edge worked.....	08	1106012	06/12	133.360	126.872	120.457	113.351	105.567
Softwood dressed 2-inch lumber, 2 inches in nominal thickness only, not edge worked.....	08	1106013	06/12	161.525	149.668	146.989	138.794	128.025
Softwood dressed lumber and timbers, more than 2 inches in nominal thickness, not edge worked.....	08	1106014	06/12	134.963	138.559	131.210	131.523	118.531
Softwood lumber, made from purchased lumber.....	08	1107	12/03	256.988	255.841	256.895	255.839	255.435
Softwood lumber, made from purchased lumber.....	08	110701	12/03	256.988	255.841	256.895	255.839	255.435
Hardwood lumber.....	08	12		273.659	250.702	259.370	246.678	250.063
Hardwood cut stock and dimension.....	08	1203		295.205	294.861	295.359	295.857	295.859
Hardwood cut stock and dimension.....	08	120311	06/84	256.840	256.541	256.973	257.407	257.409
Hardwood flooring.....	08	1204	06/84	264.876	263.511	264.293	264.558	264.021
Oak and maple hardwood flooring.....	08	120401	06/84	267.621	266.153	266.994	267.279	266.701
Hardwood flooring, other than oak and maple.....	08	120402	12/11	153.889	153.889	153.889	153.889	153.889
Hardwood lumber, not edge worked.....	08	1205	12/03	113.645	98.662	104.542	95.007	97.251
Hardwood lumber, not edge worked.....	08	120501	12/03	113.645	98.662	104.542	95.007	97.251
Millwork.....	08	2		354.509	350.625	351.385	352.138	352.044
General millwork.....	08	21		333.508	330.142	329.886	330.776	330.997
General millwork.....	08	2101		333.508	330.142	329.886	330.776	330.997
Stock wood kitchen cabinets, related cabinetwork and countertops.....	08	210102	12/12	122.401	121.752	121.752	121.996	121.647
Stock wood kitchen cabinets and related cabinetwork for permanent installation.....	08	2101021	12/09	129.444	128.540	128.540	128.879	128.393
Custom wood kitchen cabinets, bathroom vanities, and related cabinetwork.....	08	210105	12/12	149.255	148.022	148.022	148.485	149.424
Custom wood kitchen cabinets and related cabinetwork not sold direct to customer at retail.....	08	2101051	12/09	174.655	174.059	174.059	174.283	174.883
Custom wood kitchen cabinets, bathroom vanities, and related cabinet work sold at retail.....	08	2101052	12/09	143.106	140.621	140.621	141.553	143.221
Wood window units.....	08	210112	06/83	375.868	375.868	375.868	375.868	375.868
Double hung wood window units.....	08	2101121	06/13	166.527	166.527	166.527	166.527	166.527
Casement wood window units.....	08	2101122	06/13	184.848	184.848	184.848	184.848	184.848
All other wood window units, including horizontal sliding, awning and single hung.....	08	2101123	06/13	157.605	157.605	157.605	157.605	157.605
Wood sash, excluding sash shipped in window units.....	08	210122	06/83	378.806	378.806	378.806	378.806	378.806
Wood window & door frames, incl. door frames in door units, excl. window frames in window units.....	08	210132	06/83	213.847	190.597	193.245	201.727	203.791
Wood panel, flush, & molded face doors, interior & exterior, incl. doors with glazed sections.....	08	210142	06/83	353.153	351.401	352.112	351.290	351.065
Other wood doors, incl. garage, patio, bifold, cabinet, screen, storm and louver.....	08	210152	06/83	325.585	325.545	324.956	324.976	324.994
Wood moldings.....	08	210162	06/83	355.158	354.936	354.324	352.460	351.025
Mirror and picture frames and framed pictures.....	08	210175	06/02	148.882	148.882	148.882	148.882	—
Other wood millwork products, including stairwork, exterior millwork, and softwood flooring.....	08	210183	06/83	310.729	310.729	305.619	304.806	304.806
Prefabricated structural members.....	08	22		470.364	464.021	469.028	469.275	467.881
Prefabricated structural members.....	08	2201		470.364	464.021	469.028	469.275	467.881
Laminated veneer lumber.....	08	220107	12/03	249.442	236.125	234.089	232.730	231.410
Other engineered structural wood members, excluding trusses & laminated veneer lumber.....	08	220108	12/03	233.047	229.337	229.337	229.337	228.577
Wood trusses.....	08	220109	12/03	285.797	283.669	288.170	288.589	287.853
Plywood.....	08	3		273.847	277.662	281.422	286.088	285.296
Softwood veneer and plywood.....	08	31		310.292	318.117	328.524	338.295	337.130
Softwood veneer and plywood.....	08	3103		242.315	248.426	256.554	264.184	263.274
Softwood veneer and plywood.....	08	310303	12/05	149.702	153.477	158.499	163.213	162.651
Softwood veneer, incl. veneer backed w/ paper, cloth, or other flexible material.....	08	3103031	12/07	125.208	127.503	129.698	131.719	131.432
Softwood plywood products: rough, sanded, and specialties.....	08	3103035	12/11	178.448	183.627	191.191	198.323	197.508
Hardwood veneer and plywood.....	08	35	12/05	159.081	159.066	157.332	157.185	156.895
Hardwood veneer and plywood.....	08	3501	12/05	159.081	159.066	157.332	157.185	156.895
Hardwood veneer, including veneer backed with paper, cloth, or other flexible material.....	08	350102	12/11	138.065	137.858	137.772	137.031	136.244
Hardwood plywood.....	08	350104	12/12	154.772	155.284	152.120	152.804	152.402
Hardwood veneered panels, including two-ply veneers.....	08	350107	12/11	153.405	152.893	150.005	150.005	151.564
Other wood products.....	08	4		215.829	215.584	215.223	212.805	212.815

See footnotes at end of table.

Table 9. Producer price indexes for commodity and service groupings and individual items, not seasonally adjusted — Continued
 [November 2023, Index base 1982=100, unless otherwise indicated]

Title	Commodity code		Other index base	Unadjusted index ¹				
	Group code	Item code		July 2023	Aug. 2023 ^P	Sept. 2023 ^P	Oct. 2023 ^P	Nov. 2023 ^P
Wood pallets and pallet containers, wood and metal combination.....	08	41		373.698	369.606	366.521	359.508	354.443
Wood pallets and pallet containers.....	08	4101		373.698	369.606	366.521	359.508	354.443
Wood pallets and pallet containers, wood and metal combination.....	08	410101	12/09	191.355	189.260	187.680	184.090	181.496
Wood boxes.....	08	42		236.038	236.038	235.404	227.987	224.454
Wood boxes.....	08	4201		236.038	236.038	235.404	227.987	224.454
Nailed and lock-corner wood boxes.....	08	420101	06/85	212.477	212.477	212.477	212.477	212.477
Wood box and crate shook.....	08	420102	06/85	234.687	234.687	233.230	232.947	224.831
Other wood container parts and wood containers.....	08	420127	12/03	131.760	131.760	131.760	122.807	122.807
Miscellaneous wood products.....	08	49		148.134	149.788	150.809	151.091	154.048
Wood ties, siding, shingles, and shakes, and contract sawing of logs owned by others.....	08	4903	12/03	176.474	188.160	188.160	188.661	186.179
Wood ties, siding, shingles, and shakes, and contract sawing of logs owned by others.....	08	490301	12/03	176.474	188.160	188.160	188.661	186.179
Sawn wood fence stock, wood lath, and contract resawing and planing. ..	08	4904	12/03	220.450	220.450	220.450	220.450	220.450
Sawn wood fence stock, wood lath, and contract resawing and planing.....	08	490401	12/03	220.450	220.450	220.450	220.450	220.450
All other miscellaneous wood products.....	08	4909	06/84	230.939	232.726	234.608	235.074	240.793
All other miscellaneous wood products.....	08	490901	06/84	230.939	232.726	234.608	235.074	240.793
Logs, bolts, timber, pulpwood and wood chips.....	08	5		267.105	268.275	268.420	268.564	265.065
Logs, bolts, timber, pulpwood and wood chips.....	08	51		267.105	268.275	268.420	268.564	265.065
Logs, bolts, timber, pulpwood and wood chips.....	08	5105	12/11	114.134	114.634	114.696	114.757	113.263
Logs, bolts, timber and pulpwood.....	08	510502	12/11	112.068	113.080	113.098	113.380	111.844
Wood chips, excluding field chips.....	08	510505	12/11	118.730	117.078	117.321	116.460	115.189
Prefabricated wood buildings & components.....	08	6	12/84	381.931	381.764	381.551	383.081	381.477
Prefabricated wood buildings & components.....	08	61	12/84	381.931	381.764	381.551	383.081	381.477
Prefabricated wood buildings and components.....	08	6101	12/84	381.931	381.764	381.551	383.081	381.477
Prefabricated stationary wood buildings, components (not sold as complete units).....	08	610101	12/84	209.052	205.878	206.369	205.933	205.725
Prefabricated stationary wood buildings, precut packages (complete units).....	08	610102	12/84	525.626	526.744	527.280	525.475	522.363
Prefabricated stationary wood buildings, shipped in panel form (complete units).....	08	610103	12/84	589.977	590.730	589.167	597.254	592.811
Prefabricated stationary wood buildings, shipped in three-dimensional assemblies.....	08	610104	12/84	403.813	403.813	403.813	403.571	403.571
Prefabricated stationary wood buildings, three-dimensional assemblies, residential.....	08	6101041	12/11	191.017	191.017	191.017	190.891	190.891
Prefabricated stationary wood buildings, three-dimensional assemblies, nonresidential.....	08	6101042	12/11	181.629	181.629	181.629	181.627	181.627
Treated wood and contract wood preserving.....	08	7	06/85	284.161	283.158	280.548	282.214	279.630
Treated wood and contract wood preserving.....	08	71	06/85	284.161	283.158	280.548	282.214	279.630
Treated wood.....	08	7101	06/85	290.423	289.324	286.533	288.304	285.558
Wood poles, piles, and posts owned and treated by the same establishment.....	08	710101	06/85	430.911	434.208	425.890	431.943	426.653
Other wood products owned and treated by the same establishment. ..	08	710102	06/85	244.024	239.656	240.230	239.325	237.866
Contract wood preservation.....	08	7102	06/85	223.513	224.043	224.191	224.282	224.116
Receipts for treating wood owned by others w/ arsenical chemicals, creosote, & other chemicals.....	08	710201	06/85	223.513	224.043	224.191	224.282	224.116
Pulp, paper, and allied products.....	09	—		331.810	332.367	333.020	331.300	331.295
Pulp, paper, and prod., ex. bldg. paper.....	09	1		284.946	283.697	284.310	284.875	284.623
Wood pulp.....	09	11		204.108	199.735	188.414	198.590	203.015
Wood pulp.....	09	1105	06/06	141.699	138.664	130.804	137.868	140.940
Wood pulp.....	09	110501	06/06	141.699	138.664	130.804	137.868	140.940
Special alpha and dissolving wood pulp, incl. sulfite and sulfate and other wood pulp.....	09	1105012	12/11	103.705	101.151	94.539	102.817	105.379
All other miscellaneous pulp, other than wood, and pulp mill byproducts incl. turpentine.....	09	1105017	12/07	199.823	199.823	199.823	169.750	170.043
Recyclable paper.....	09	12		221.590	226.380	248.027	276.268	298.006
News and other low grade recyclable paper.....	09	1201		175.868	162.390	177.297	191.098	191.843
News and other low grade recyclable paper.....	09	120125	06/06	79.398	73.313	80.043	86.274	86.610
Corrugated recyclable paper.....	09	1203		199.350	210.110	227.774	257.457	286.653
Corrugated recyclable paper.....	09	120325	06/06	68.476	72.172	78.239	88.435	98.464
High grade recyclable paper (including pulp substitutes and deinking).....	09	1207	12/86	138.302	132.617	150.563	161.640	159.626
High grade recyclable (including pulp substitutes and deinking).....	09	120725	06/06	103.981	99.706	113.199	121.527	120.013
Paper.....	09	13		248.057	246.618	248.249	247.072	246.150
Writing and printing papers.....	09	1301		243.717	242.044	243.763	239.884	239.463
Bleached bristol, clay-coated, uncoated, and industrial converted paper.....	09	130119	12/11	130.260	130.295	131.460	129.328	129.192
Newsprint.....	09	1302		156.770	152.124	155.445	148.049	143.443

See footnotes at end of table.

Table 9. Producer price indexes for commodity and service groupings and individual items, not seasonally adjusted — Continued
 [November 2023, Index base 1982=100, unless otherwise indicated]

Title	Commodity code		Other index base	Unadjusted index ¹				
	Group code	Item code		July 2023	Aug. 2023 ^P	Sept. 2023 ^P	Oct. 2023 ^P	Nov. 2023 ^P
Newsprint.....	09	130291		156.770	152.124	155.445	148.049	143.443
Packaging and industrial converting paper.....	09	1303		313.693	312.423	313.970	316.269	315.869
Coated and laminated single and multi-web paper.....	09	130321	12/87	269.919	269.943	269.943	269.380	269.380
Single-web paper, rolls and sheets, including waxed, for flexible packaging uses.....	09	1303211	12/11	166.454	166.454	166.454	166.454	166.454
Multiweb laminated rolls and sheets, except foil, for flexible packaging uses.....	09	1303213	12/11	135.312	135.337	135.337	134.753	134.753
Coated and laminated single and multi-web film.....	09	130322	12/87	251.013	250.023	251.839	252.763	252.293
Single-web film, rolls, and sheets, including coextruded, for flexible packaging uses.....	09	130322A	01/19	125.245	125.177	126.274	127.423	127.352
Single-web film, rolls, and sheets for flexible packaging uses.....	09	130322A1	12/11	138.499	138.622	139.560	140.300	140.537
Coextruded single-web film, for flexible packaging uses.....	09	130322A2	12/11	131.088	130.187	132.489	135.914	134.517
All other coated and processed papers.....	09	1305	12/82	261.257	260.188	262.927	264.998	257.664
Converted foil for nonpackaging applications.....	09	130505	06/13	121.419	122.555	122.601	122.601	122.601
Other coated and processed papers, except for packaging uses.....	09	130506	06/13	123.933	123.090	124.742	125.998	121.551
Paperboard.....	09	14		332.192	331.248	332.782	332.801	333.881
Corrugated paperboard in sheets and rolls, lined and unlined.....	09	1405		324.951	328.332	322.639	326.412	326.412
Corrugated paperboard in sheets and rolls, lined and unlined.....	09	140551		324.951	328.332	322.639	326.412	326.412
Paperboard, excluding corrugated paperboard in sheets and rolls.....	09	1411	12/82	353.743	351.724	355.051	354.188	355.586
Recycled paperboard.....	09	141105	12/82	391.462	390.696	387.689	388.197	388.258
Unbleached kraft packaging and industrial converting paperboard.....	09	141107	12/99	209.855	209.482	214.072	214.946	214.561
Bleached packaging and industrial converting paperboard.....	09	141112	05/21	130.842	128.166	128.166	128.166	128.166
Converted paper and paperboard products.....	09	15		306.877	305.374	305.251	304.424	302.538
Sanitary paper products, including stock.....	09	1501		224.066	222.701	222.979	221.136	216.866
Sanitary paper products, including stock.....	09	150123	12/99	155.490	154.543	154.735	153.457	150.493
Sanitary tissue paper products, made in paper mills.....	09	1501233	12/07	136.433	135.651	135.651	133.601	128.992
Disposable diapers and similar disposable products, purchased sanitary paper stock and wadding.....	09	1501234	12/07	123.291	123.291	123.291	123.291	123.291
Sanitary tissue paper products, made from purchased sanitary paper stock or wadding.....	09	1501235	12/07	149.960	148.138	148.938	149.159	149.290
Paper, plastic, and foil bags.....	09	1502		355.196	354.676	354.664	354.767	354.387
Uncoated single-web paper grocers' bags and sacks and variety and shopping bags.....	09	150214	12/83	462.514	462.514	462.514	459.643	459.643
Specialty bags, pouches and liners.....	09	150216	12/83	283.916	283.438	283.427	283.679	283.330
Plastics, foil, and coated paper bags.....	09	1502161	12/10	155.019	154.960	155.054	155.042	155.067
Specialty bags, pouches, and liners, multiweb laminations and foil, except film-film.....	09	15021612	06/13	151.282	151.169	151.349	151.327	151.374
Single-web film specialty bags, pouches, and liners.....	09	1502162	12/10	138.826	138.604	138.555	138.685	138.487
Polyethylene grocery and variety bags and pouches.....	09	15021621	12/11	120.757	120.909	121.078	121.320	121.320
Polyethylene refuse bags.....	09	15021622	12/11	131.600	131.144	130.778	129.966	130.516
Other polyethylene bags, pouches, and liners.....	09	15021625	12/11	146.898	146.402	146.364	147.177	146.146
Coextruded single-web film specialty bags, pouches, & liners.....	09	15021626	06/13	141.366	141.197	141.197	141.197	141.197
Multiweb film/film combination specialty bags, pouches and liners.....	09	1502163	12/10	139.898	137.749	139.533	140.197	140.197
Paper boxes and containers.....	09	1503		347.592	345.730	345.205	344.954	344.129
Corrugated shipping containers.....	09	150301	06/87	328.237	325.340	325.055	325.126	325.147
Corrugated shipping containers for food and beverages and carryout boxes for retail food.....	09	1503011	12/09	162.042	159.729	159.601	159.304	159.304
Corrugated shipping containers for paper and allied products.....	09	1503012	12/09	156.216	153.022	152.886	153.623	153.691
Corrugated shipping containers for metal and electrical machinery.....	09	1503013	12/09	195.029	194.973	194.841	195.161	195.161
Corrugated shipping containers for all other end uses.....	09	1503014	12/09	168.888	168.665	168.491	168.493	168.493
Setup (rigid) paperboard boxes.....	09	150322	12/83	501.636	501.636	501.636	501.176	506.152
Folding paperboard boxes, packaging, and packaging components.....	09	150336	12/04	161.711	161.639	161.112	160.913	159.019
Folding paperboard boxes, packaging, and packaging components.....	09	15033601	12/11	148.124	148.058	147.576	147.393	145.658
Paperboard fiber drums with ends of any material.....	09	150337		535.606	548.894	548.494	549.854	536.848
Other corrugated and solid fiber products, including containers, pallets, pads, etc.....	09	1504		433.948	432.028	432.028	432.186	432.186
Other corrugated and solid fiber products, including containers, pallets, pads, etc.....	09	150441		603.498	600.828	600.828	601.049	601.049
Office supplies and accessories.....	09	1506		267.852	265.825	267.171	265.697	267.532
Envelopes.....	09	150636	12/84	252.342	251.727	251.532	251.742	254.426
Die-cut paper and paperboard office supplies.....	09	150646	12/03	280.303	280.303	280.303	280.303	300.683
Paper supplies for business machines and other misc. unprinted office supplies.....	09	150655	06/90	261.091	253.815	260.785	254.943	248.740
Tablets, pads, and related products.....	09	150657	12/11	143.721	142.591	142.194	141.687	141.687
Fiber cans, tubes, and similar fiber products.....	09	1507		493.852	494.250	494.857	494.486	493.384
Fiber cans, all fiber and composite.....	09	150731	12/09	190.687	191.152	192.010	191.576	192.187
Fiber cores and tubes.....	09	150732	12/09	189.270	189.270	189.195	189.195	188.225
Paperboard cones, reels, spools, bobbins, blocks, and all vulcanized fiber products.....	09	150733	12/09	168.898	168.898	168.898	168.898	168.898
Molded pulp goods, including egg cartons, florists pots, food trays, etc.....	09	1508	06/85	276.867	277.025	271.209	270.654	267.065
Molded pulp goods, including egg cartons, florists pots, food trays, etc.....	09	150814	06/90	240.984	241.121	236.059	235.576	232.452

See footnotes at end of table.

Table 9. Producer price indexes for commodity and service groupings and individual items, not seasonally adjusted — Continued
 [November 2023, Index base 1982=100, unless otherwise indicated]

Title	Commodity code		Other index base	Unadjusted index ¹				
	Group code	Item code		July 2023	Aug. 2023 ^P	Sept. 2023 ^P	Oct. 2023 ^P	Nov. 2023 ^P
Miscellaneous converted paper and paperboard products.....	09	1509	12/84	255.760	254.713	253.662	254.060	253.027
Pasted, lined, laminated, or surface-coated paperboard.....	09	150901	12/84	334.363	334.363	329.858	329.858	329.858
Wallcoverings.....	09	150902	06/85	192.634	192.634	192.634	192.634	192.634
Other sanitary paper products & misc. converted paper & paperboard products.....	09	150999	12/84	252.365	251.064	250.495	250.990	249.708
Miscellaneous converted paper and paperboard products.....	09	1509992	06/10	156.524	155.304	154.952	155.259	154.465
Pressure-sensitive products.....	09	16	12/82	246.124	246.318	245.907	246.634	245.657
Pressure-sensitive products.....	09	1601	12/82	246.124	246.318	245.907	246.634	245.657
Pressure-sensitive products.....	09	160101	12/82	245.621	245.814	245.404	246.129	245.155
Building paper & building board mill prods.....	09	2		343.561	389.831	389.234	319.394	321.068
Hardboard, particleboard & fiberboard prods.....	09	22		324.108	367.758	367.194	301.309	302.888
Particleboard and fiberboard.....	09	2201		335.024	381.924	381.320	310.568	312.264
Particleboard made from particleboard produced at the same location...	09	220125	12/82	373.656	366.583	361.340	360.756	357.967
Prefinished particleboard and medium density fiberboard (MDF) made from purchased materials.....	09	220141	12/02	274.600	273.989	266.859	266.859	266.859
Hardboard products.....	09	2202	06/84	241.834	241.334	241.321	241.321	241.321
Hardboard products.....	09	220206	12/11	184.359	183.978	183.968	183.968	183.968
Publications, printed matter and printing material.....	09	4		142.870	143.108	143.385	143.335	143.572
Books printing.....	09	44	12/83	282.823	279.822	281.289	281.395	285.696
Books printing.....	09	4401	12/83	282.823	279.822	281.289	281.395	285.696
Books printing.....	09	440114	06/05	179.977	178.067	179.000	179.068	181.805
Textbook printing and binding.....	09	4401141	12/11	161.052	160.578	159.040	159.040	159.040
Technical, scientific, & professional book printing & binding.....	09	4401143	12/11	149.772	149.561	149.281	150.043	150.043
Religious book printing and binding.....	09	4401145	12/11	166.102	163.368	163.347	163.347	164.793
General book (trade, etc.) printing and binding.....	09	4401147	12/11	226.002	221.264	225.224	225.224	233.277
Other book and pamphlet printing and binding.....	09	440114E	12/11	118.261	118.261	118.337	118.337	118.347
Manifold business forms printing.....	09	45	12/83	422.097	422.097	422.097	422.097	422.097
Manifold business forms printing.....	09	4501	12/83	422.097	422.097	422.097	422.097	422.097
Manifold business forms printing, excluding checkbooks.....	09	450105	09/18	114.289	114.289	114.289	114.289	114.289
Commercial printing.....	09	47	06/82	231.833	232.389	232.833	232.741	232.922
Magazine and periodical printing.....	09	4701	06/82	170.744	170.744	170.744	170.332	170.332
Magazine and periodical printing (lithographic).....	09	470102	06/82	181.705	181.705	181.705	181.267	181.267
Label and wrapper printing for packaging.....	09	4702	06/82	259.152	259.152	259.152	259.152	259.194
Label and wrapper printing (lithographic).....	09	470202	06/82	176.277	176.277	176.277	176.277	176.277
Label and wrapper printing (flexographic).....	09	470205	12/08	163.015	163.015	163.015	163.015	163.056
Catalog and directory printing.....	09	4703	06/82	158.916	158.916	158.916	158.297	158.297
Catalog and directory printing (lithographic).....	09	470302	06/82	172.985	172.985	172.985	172.311	172.311
Advertising printing.....	09	4705	06/82	187.529	187.529	187.529	187.529	187.657
Advertising printing (lithographic).....	09	470506	06/82	184.326	184.326	184.326	184.326	184.454
Other general job printing.....	09	4706	06/82	305.099	305.099	307.046	306.645	306.663
Quick printing.....	09	470604	12/08	125.788	125.788	130.741	130.741	-
Other commercial and general job printing.....	09	470609	06/82	307.400	307.400	307.791	307.323	307.345
Other commercial and general job printing (lithographic).....	09	4706091	06/09	139.470	139.470	139.500	139.270	139.281
All other commercial and general job printing.....	09	4706094	09/18	128.850	128.850	130.604	130.604	130.604
Other commercial printing, incl. screen, engraving, digital, & general job exc. labels/wrappers.....	09	4711	12/88	199.416	200.809	201.379	201.428	201.798
Commercial screen printing, excluding on garments, apparel accessories, & other fabric articles.....	09	471101	06/82	183.197	183.155	183.155	183.155	183.155
Screen printing (excluding on textiles, apparel, apparel accessories, and labels).....	09	4711012	06/09	130.419	130.390	130.390	130.390	130.390
Other commercial and general job screen printing.....	09	47110123	06/10	130.187	130.102	130.102	130.102	130.102
Digital printing.....	09	471103	12/88	152.119	153.512	154.079	154.128	154.496
Blankbooks, binders, and bookbinding work.....	09	48	06/85	339.901	339.710	339.445	339.190	339.798
Tradebinding and related work.....	09	4802	12/85	217.058	216.861	216.586	216.322	216.952
Miscellaneous binding and postpress work, incl collating, perforating, folding, gluing, etc.....	09	480203	12/11	134.063	133.674	133.289	133.289	133.289
Softcover, pamphlet, sample book, and other binding of books and materials printed elsewhere.....	09	480204	12/11	145.722	145.722	145.729	145.218	145.377
Services for the printing trade.....	09	49	06/85	112.772	113.932	113.932	113.932	113.932
Prepress services, including platemaking.....	09	4905	12/03	100.601	101.636	101.636	101.636	101.636
Prepress services, excl platemaking (incl film, assembled flats, color sep., typesetting, etc.).....	09	490501	12/03	-	99.629	99.629	99.629	99.629
Printing plates and cylinders, prepared for printing (excl blank plates and blank cylinders).....	09	490502	12/03	107.956	109.438	109.438	109.438	109.438
Metals and metal products.....	10	-		310.956	309.006	306.500	304.096	304.151
Iron and steel.....	10	1		335.160	331.332	323.786	316.305	316.124
Iron ores.....	10	11		205.071	207.269	208.326	205.938	202.120

See footnotes at end of table.

Table 9. Producer price indexes for commodity and service groupings and individual items, not seasonally adjusted — Continued
 [November 2023, Index base 1982=100, unless otherwise indicated]

Title	Commodity code		Other index base	Unadjusted index ¹				
	Group code	Item code		July 2023	Aug. 2023 ^P	Sept. 2023 ^P	Oct. 2023 ^P	Nov. 2023 ^P
Iron ores.....	10	1105	12/97	215.503	217.813	218.923	216.414	212.402
Iron ores.....	10	110555	12/97	215.503	217.813	218.923	216.414	212.402
Iron and steel scrap.....	10	12		539.555	543.896	547.602	530.832	562.716
Carbon steel scrap.....	10	1211	12/86	498.645	503.720	506.670	490.709	523.115
Heavy melting scrap.....	10	121191	06/96	284.890	291.238	303.762	300.657	308.606
Carbon steel scrap bundles.....	10	121192	06/96	291.174	288.900	258.682	254.540	273.734
Shredded carbon steel scrap.....	10	121193	06/96	242.966	242.708	244.599	233.456	253.199
Cut plate and structural scrap.....	10	121194	06/96	279.197	285.907	288.584	283.953	296.367
Stainless and other alloy steel scrap.....	10	1212	12/86	440.332	439.089	442.539	426.516	418.847
Stainless and other alloy steel scrap.....	10	121208	06/96	285.286	284.481	286.716	276.335	271.366
Cast iron scrap.....	10	1213	12/86	275.275	274.949	264.714	262.322	264.955
Cast iron scrap.....	10	121308	06/96	214.310	214.056	206.088	204.225	206.275
Other ferrous scrap.....	10	1215	06/06	101.282	96.716	—	—	—
Other ferrous scrap.....	10	121501	06/06	101.282	96.716	—	—	—
Foundry and forge shop products.....	10	15		279.632	280.992	280.572	278.867	278.249
Pressure and soil pipe and fittings, cast iron.....	10	1502		594.563	584.533	583.706	583.212	585.666
Ductile iron pressure pipe and fittings.....	10	150211		428.689	415.791	414.704	—	—
Cast iron pressure and soil pipe and fittings, except ductile pressure pipe.....	10	150227		—	—	—	1,100.728	1,107.141
Other gray and ductile iron castings.....	10	1504		270.805	269.715	268.688	268.748	268.474
Ductile iron castings (excluding pressure pipe & fittings).....	10	150413	12/03	194.227	193.901	193.086	193.513	193.027
Gray iron castings (including molds and stools for heavy steel ingots).....	10	150419	12/11	139.494	138.459	138.003	137.648	137.799
Standard and pearlitic malleable iron castings.....	10	1505		—	—	—	329.900	328.986
Standard and pearlitic malleable iron castings.....	10	150501		—	—	—	329.900	328.986
Steel investment castings.....	10	1506		319.930	319.930	319.930	316.434	316.434
Steel investment castings.....	10	150624	12/03	182.626	182.626	182.626	180.630	180.630
Carbon steel castings, except investment.....	10	1507		294.531	297.926	301.781	302.088	302.067
Carbon steel castings, except investment.....	10	150701	12/03	199.357	201.655	204.264	204.473	204.458
High alloy steel castings, excluding investment.....	10	1508		395.587	423.859	423.859	400.228	400.228
High alloy steel castings, excluding investment.....	10	150801	12/03	290.591	311.360	311.360	294.001	294.001
Other alloy steel castings, except investment.....	10	1509		270.956	292.533	293.212	293.212	296.592
Other alloy steel castings, except investment.....	10	150901	12/03	194.095	209.551	210.037	210.037	212.459
Other forge shop products.....	10	1513	06/82	202.104	201.151	200.693	200.664	198.973
Closed die forgings, ferrous.....	10	151359	06/98	147.601	147.257	147.274	147.543	146.039
Hot impression die impact, press and upset steel forgings.....	10	15135912	12/17	120.544	120.236	120.251	120.471	119.242
Hot impression die impact, press, and upset carbon steel forgings.....	10	151359121	12/17	111.792	111.772	112.007	112.007	109.911
Hot impression die impact, press, & upset alloy steel forgings, except stainless and high temp.....	10	151359122	12/17	124.393	123.709	123.472	123.976	123.582
Steel mill products.....	10	17		329.450	322.926	311.616	303.872	299.209
Semifinished steel mill products.....	10	1702	06/82	451.817	447.950	443.266	437.669	435.403
Hot rolled steel bars, plates, and structural shapes.....	10	1704	06/82	296.932	297.616	290.092	286.343	283.246
Hot rolled steel bars, plates, & structural shapes, alloy.....	10	170406	12/10	142.310	—	—	—	—
Hot rolled steel bars, plates, and structural shapes, carbon.....	10	170410	12/17	171.000	171.310	166.811	164.725	163.149
Steel wire.....	10	1705	06/82	397.804	393.711	386.447	381.691	377.714
Steel wire, carbon.....	10	170501	12/03	357.004	352.525	348.167	343.473	338.665
Steel wire, stainless steel.....	10	170502	12/10	175.300	—	—	—	—
Steel pipe and tube.....	10	1706	06/82	395.760	390.249	383.476	383.148	383.955
Steel pipe and tube, carbon.....	10	170652	12/17	168.177	166.637	162.859	162.139	162.575
Steel pipe and tube, stainless steel.....	10	170674	12/10	147.855	144.478	143.711	142.915	141.455
Cold rolled steel sheet and strip.....	10	1707	06/82	396.537	389.174	361.759	360.958	361.070
Cold rolled steel sheet and strip.....	10	170710	06/82	396.537	389.174	361.759	360.958	361.070
Cold finished steel bars and bar shapes.....	10	1708	06/82	277.801	272.732	271.267	266.554	264.282
Cold finished steel bars and bar shapes.....	10	170810	12/17	145.011	142.365	141.600	139.140	137.954
Electrometallurgical ferroalloy products.....	10	1712	12/17	134.019	132.291	128.435	125.922	123.471
Electrometallurgical ferroalloy products.....	10	171201	12/17	134.019	132.291	128.435	125.922	123.471
Nonferrous metals.....	10	2		324.854	322.222	320.878	319.504	318.876
Nonferrous metal ores.....	10	21	12/83	522.674	506.756	509.339	518.539	516.124
Other metal ores.....	10	2112	12/03	2,139.065	—	—	—	—
Other metal ores.....	10	211201	12/03	2,139.065	—	—	—	—
Primary nonferrous metals.....	10	22		250.125	240.428	244.981	240.069	242.288
Primary nonferrous metals.....	10	2201		256.294	246.357	251.022	245.990	248.263
Other nonferrous metals, unalloyed.....	10	220181	06/88	392.896	367.232	377.113	—	—
Nonferrous scrap.....	10	23		443.009	445.230	439.167	432.759	428.634
Copper base scrap.....	10	2301		607.231	602.917	599.074	578.459	586.701
No. 1 copper scrap, including wire.....	10	230101	12/86	495.788	493.938	493.610	471.027	476.456
No. 2 copper scrap, including wire.....	10	230102	12/86	815.757	808.137	790.426	764.353	775.892

See footnotes at end of table.

Table 9. Producer price indexes for commodity and service groupings and individual items, not seasonally adjusted — Continued
 [November 2023, Index base 1982=100, unless otherwise indicated]

Title	Commodity code		Other index base	Unadjusted index ¹				
	Group code	Item code		July 2023	Aug. 2023 ^P	Sept. 2023 ^P	Oct. 2023 ^P	Nov. 2023 ^P
Yellow brass scrap.....	10	230103	12/86	684.162	674.263	667.924	665.191	—
Aluminum base scrap.....	10	2302		248.272	251.292	246.802	247.713	253.868
Used beverage can scrap.....	10	230205	12/86	180.223	183.295	173.277	173.000	174.107
Other nonferrous scrap (including lead, zinc and precious metals).....	10	2303		432.389	437.030	429.637	424.268	393.369
Other nonferrous scrap (including lead, zinc and precious metals).....	10	230309	06/06	184.921	186.906	183.743	181.448	168.233
Secondary nonferrous metals.....	10	24		316.408	311.874	311.585	306.947	308.319
Secondary aluminum.....	10	2402		276.887	271.586	266.776	262.556	256.478
Secondary aluminum.....	10	240229	06/97	172.318	169.019	166.026	163.400	159.617
Secondary copper, alloyed and unalloyed.....	10	2403		717.052	714.048	716.618	708.862	712.428
Secondary copper, alloyed and unalloyed.....	10	240339	06/97	469.863	467.894	469.579	464.496	466.833
Secondary precious metals.....	10	2406		394.559	389.268	390.159	381.430	400.899
Secondary precious metals.....	10	240669	06/97	467.841	461.567	462.623	452.273	475.359
All other miscellaneous secondary nonferrous metals, including lead and zinc.....	10	2408	06/11	95.843	95.112	99.002	98.447	100.716
All other miscellaneous secondary nonferrous metals, including lead and zinc.....	10	240801	06/11	95.843	95.112	99.002	98.447	100.716
Nonferrous mill shapes.....	10	25		267.725	267.088	265.667	263.553	263.068
Aluminum mill shapes.....	10	2501		231.722	230.918	228.798	227.860	227.401
Extruded aluminum shapes, including rod, bar, and wire.....	10	250162	12/04	161.880	159.915	158.440	157.862	157.252
Copper and brass mill shapes.....	10	2502		571.639	572.407	571.885	561.764	560.457
Copper and copper alloy sheet, strip and plate.....	10	250237	12/03	302.356	299.763	300.984	—	—
Copper and copper alloy rod, bar and shapes.....	10	250238	12/03	340.347	346.807	345.647	338.072	338.072
Copper and copper alloy pipe and tube.....	10	250239	06/04	349.308	338.799	338.900	330.853	329.128
Nickel and nickel-base alloy mill shapes.....	10	2504		221.673	219.851	220.122	214.600	214.562
Nickel and nickel-base alloy mill shapes.....	10	250466	12/03	161.070	159.746	159.943	155.931	155.903
Titanium and titanium-base alloy mill shapes.....	10	2505		207.932	209.141	210.705	210.670	210.475
Titanium and titanium-base alloy mill shapes.....	10	250505	12/03	184.964	186.040	187.431	187.400	187.226
Other nonferrous mill shapes.....	10	2519		264.518	261.176	260.706	261.053	261.135
All other nonferrous metal mill shapes, except precious metal.....	10	251935	12/03	244.444	241.251	240.362	242.955	243.061
Nonferrous wire and cable.....	10	26		351.755	353.499	348.146	346.837	347.882
Nonferrous wire and cable.....	10	2603	12/82	360.811	362.600	357.109	355.766	356.839
Electronic wire and cable.....	10	260301	12/82	319.520	319.520	319.520	319.520	319.520
Copper wire and cable.....	10	260314	12/86	385.742	384.186	381.145	376.695	378.059
Power wire and cable.....	10	260332	06/04	472.084	491.764	453.499	469.252	470.866
Fiber optic cable.....	10	260333	12/88	66.064	66.064	66.064	64.495	64.495
Other wire and cable.....	10	260398	06/04	214.402	217.458	220.181	221.235	223.172
Nonferrous forge shop products.....	10	27	12/83	216.383	216.317	216.317	217.902	217.902
Nonferrous forge shop products.....	10	2701	12/83	216.383	216.317	216.317	217.902	217.902
Nonferrous forge shop products.....	10	270111	12/83	217.412	217.346	217.346	218.938	218.938
Hot impression die, impact, press and upset aluminum and other nonferrous forgings.....	10	2701111	12/07	129.133	129.089	129.089	130.130	130.130
Hot impression die, impact, press and upset aluminum and aluminum alloy forgings.....	10	27011111	12/07	131.355	131.355	131.355	133.429	133.429
Hot impression die, impact, press and upset titanium and titanium alloy forgings.....	10	27011112	12/07	120.371	120.371	120.371	120.371	120.371
Other nonferrous hot impression die impact, press, and upset forgings.....	10	27011113	12/07	171.078	—	—	—	—
Nonferrous foundry shop products.....	10	28		277.380	277.351	276.999	277.130	276.161
Aluminum castings.....	10	2802		233.057	233.008	232.561	231.817	230.867
Aluminum die-castings.....	10	280207	06/83	196.349	195.803	195.207	193.982	192.714
Aluminum castings, excluding die-castings.....	10	280208	05/18	133.415	133.974	133.974	134.244	134.244
Castings, nonferrous (except aluminum).....	10	2807	12/11	144.021	144.038	144.038	145.149	144.811
Castings, nonferrous (except aluminum).....	10	280701	12/11	144.021	144.038	144.038	145.149	144.811
Nonferrous die-castings (except aluminum).....	10	2807011	12/11	136.154	135.787	135.787	135.510	135.510
Copper base castings (excluding die-castings).....	10	2807013	12/11	133.787	134.188	134.188	133.054	132.154
Metal containers.....	10	3		231.562	227.828	227.277	225.198	224.162
Metal cans and can components.....	10	31		208.577	204.157	203.548	201.419	201.418
Steel cans and tinware end products.....	10	3102		323.683	323.683	321.325	321.325	321.325
Steel cans and tinware end products.....	10	310231	12/01	253.731	253.731	251.882	251.882	251.882
Aluminum cans and can components.....	10	3103		148.704	143.473	143.467	140.948	140.948
Aluminum cans and can components.....	10	310331	12/01	175.435	169.265	169.257	166.285	166.285
Barrels, drums, pails and other metal containers.....	10	32		447.620	450.382	450.382	448.782	437.981
Barrels, drums, pails and other metal containers.....	10	3201		447.620	450.382	450.382	448.782	437.981
Steel shipping barrels and drums (excl. beer barrels) (more than 12-gallon capacity).....	10	320106	12/11	169.549	172.899	172.899	170.692	159.560
All other metal containers.....	10	320107	12/11	184.439	182.578	182.578	182.580	182.580
Hardware.....	10	4		286.490	286.375	286.344	286.339	286.672

See footnotes at end of table.

Table 9. Producer price indexes for commodity and service groupings and individual items, not seasonally adjusted — Continued
 [November 2023, Index base 1982=100, unless otherwise indicated]

Title	Commodity code		Other index base	Unadjusted index ¹				
	Group code	Item code		July 2023	Aug. 2023 ^P	Sept. 2023 ^P	Oct. 2023 ^P	Nov. 2023 ^P
Hardware, n.e.c.....	10	41		287.992	287.954	287.963	287.961	288.498
Builders' hardware.....	10	4101		336.476	336.476	336.476	336.476	336.476
Builders' hardware (lock units, key blanks, door & window hardware, cabinet hardware, etc.).....	10	410104	06/07	169.563	169.563	169.563	169.563	169.563
Transportation equipment hardware.....	10	4103		203.393	203.393	203.393	203.393	204.592
Motor vehicle hardware.....	10	410311	06/85	169.768	169.768	—	—	—
Other transportation equipment hardware, incl. marine & aircraft (excl. motor vehicle hardware).....	10	410341	06/85	615.499	615.499	—	—	—
Furniture hardware.....	10	4104		320.609	320.047	320.047	320.047	320.047
Furniture hardware.....	10	410411	06/85	286.423	285.921	285.921	285.921	285.921
Other miscellaneous hardware.....	10	4105	06/85	458.989	458.803	458.961	458.926	458.923
Other miscellaneous hardware.....	10	410502	12/03	324.745	324.613	324.725	324.700	324.698
Hand and edge tools.....	10	42		292.441	292.163	292.047	292.035	291.952
Hand and edge tools.....	10	4201		292.441	292.163	292.047	292.035	291.952
Mechanics hand service tools.....	10	420135	06/06	146.380	145.849	145.580	145.533	145.170
Edge tools, hand operated.....	10	420145	06/06	176.311	176.311	176.311	176.311	176.311
All other misc handtools, including cutting dies, machine & power-driven (except metal cutting).....	10	420155	06/06	149.762	149.707	149.707	149.717	149.800
Plumbing fixtures and fittings.....	10	5		335.446	334.546	334.415	334.124	335.475
Plumbing fixture fittings and trim.....	10	54		395.136	395.136	395.136	395.136	395.136
Plumbing fixtures, fittings, and trim.....	10	5402		394.971	394.971	394.971	394.971	394.971
Lavatory and sink fittings.....	10	540218	06/98	204.550	204.550	204.550	204.550	204.550
Miscellaneous plumbing fixtures, fittings, and trim.....	10	540223	06/83	397.862	397.862	397.862	397.862	397.862
ENAMELED IRON & METAL SANITARY WARE.....	10	56	12/86	290.374	284.379	283.508	281.574	290.568
ENAMELED IRON AND METAL SANITARY WARE.....	10	5601	12/86	290.374	284.379	283.508	281.574	290.568
ENAMELED IRON AND METAL SANITARY WARE.....	10	560102	12/03	207.218	202.940	202.319	200.939	207.356
Heating equipment.....	10	6		388.888	389.247	388.625	391.497	391.481
Steam and hot water equipment.....	10	61		428.506	428.506	428.506	428.506	428.506
Steam and hot water equipment.....	10	6101		428.506	428.506	428.506	428.506	428.506
Cast iron heating boilers, radiators and convectors.....	10	610106	06/99	289.688	289.688	289.688	289.688	289.688
FURNACES AND HEATERS, INCLUDING PARTS.....	10	62		298.402	299.150	297.882	303.482	303.120
FURNACES AND HEATERS, INCLUDING PARTS.....	10	6201		298.402	299.150	297.882	303.482	303.120
FURNACES AND HEATERS, INCLUDING PARTS.....	10	620146	12/03	197.242	197.736	196.898	200.599	200.360
Warm air furnaces, including parts.....	10	6201461	12/09	173.062	173.671	172.640	177.197	176.903
Warm air furnaces.....	10	62014611	12/09	170.848	171.113	170.060	174.714	174.413
Floor and wall furnaces, unit heaters, infrared heaters, & mechanical stokers, including parts.....	10	6201462	12/09	155.715	155.715	155.715	155.715	155.715
Other heating equipment, non-electric, including parts.....	10	63		368.913	368.815	368.917	369.022	369.763
Other heating equipment, non-electric, including parts.....	10	6301		368.913	368.815	368.917	369.022	369.763
Other heating equipment, non-electric, including parts.....	10	630161	06/99	228.993	228.932	228.995	229.060	229.521
DOMESTIC HEATING STOVES.....	10	64		276.239	276.239	276.239	276.239	276.239
DOMESTIC HEATING STOVES.....	10	6401		276.239	276.239	276.239	276.239	276.239
DOMESTIC HEATING STOVES.....	10	640141	06/99	217.515	217.515	217.515	217.515	217.515
DOMESTIC WATER HEATERS.....	10	66		570.610	570.610	570.610	570.610	570.610
DOMESTIC WATER HEATERS.....	10	6601		570.610	570.610	570.610	570.610	570.610
Household water heaters, electric, for permanent installation.....	10	660101		564.318	564.318	564.318	564.318	564.318
Household water heaters, except electric.....	10	660114	12/00	347.673	347.673	347.673	347.673	347.673
Fabricated structural metal products.....	10	7		365.015	365.303	364.953	365.027	365.627
Metal doors, sash, and trim.....	10	71		430.640	431.914	433.671	433.682	433.450
Metal doors and frames (except storm).....	10	7102	06/83	406.652	408.457	410.917	410.932	410.710
Metal doors and frames (except storm).....	10	710209	06/07	210.961	211.897	213.174	213.181	213.066
Metal windows (except storm sash).....	10	7103	06/83	404.178	404.168	404.265	404.265	403.835
Metal windows (except storm sash).....	10	710313	06/97	275.937	275.930	275.996	275.996	275.702
Metal molding and trim and store fronts.....	10	7104	06/83	1,055.672	1,055.672	1,055.672	1,055.671	1,055.679
Metal molding and trim and store fronts.....	10	710413	06/83	1,055.672	1,055.672	1,055.672	1,055.671	1,055.679
Metal combination screen, storm sash, and storm doors.....	10	7105	06/83	259.937	259.937	259.937	259.937	259.937
Metal combination screen, storm sash, and storm doors.....	10	710515	06/83	259.937	259.937	259.937	259.937	259.937
Metal window and door screens (except combination screens) and metal weather strip.....	10	7107	05/16	154.042	154.042	154.042	154.042	154.042
Metal window and door screens (except combination screens) and metal weather strip.....	10	710717	05/16	154.042	154.042	154.042	154.042	154.042
Metal tanks.....	10	72		324.856	324.829	324.985	324.189	324.250
Metal tanks.....	10	7201		324.856	324.829	324.985	324.189	324.250
Metal tanks, heavy gauge, including field-erected.....	10	720123		324.856	324.829	324.985	324.189	324.250
Sheet metal products.....	10	73		318.395	319.359	318.138	318.240	317.687
Sheet metal products.....	10	7301		318.395	319.359	318.138	318.240	317.687

See footnotes at end of table.

Table 9. Producer price indexes for commodity and service groupings and individual items, not seasonally adjusted — Continued
 [November 2023, Index base 1982=100, unless otherwise indicated]

Title	Commodity code		Other index base	Unadjusted index ¹				
	Group code	Item code		July 2023	Aug. 2023 ^P	Sept. 2023 ^P	Oct. 2023 ^P	Nov. 2023 ^P
Sheet metal air-conditioning ducts and stove pipe.....	10	730120	12/03	291.366	289.813	289.813	289.813	289.813
Sheet metal roofing and roof drainage equipment.....	10	730170	12/03	250.451	250.152	247.059	248.564	245.116
Sheet metal electronic enclosures.....	10	7301C	06/11	147.661	148.592	148.772	148.689	149.282
Steel sheet metal computer & peripheral equipment enclosures.....	10	7301C1	06/11	133.928	135.874	136.125	136.049	136.863
Aluminum sheet metal computer & peripheral equipment enclosures.....	10	7301C2	06/11	179.127	179.100	179.100	179.101	179.103
Other sheet metal electronic enclosures (excl. computers).....	10	7301C3	06/11	140.257	140.263	140.397	140.293	140.752
Other sheet metal work.....	10	7301G	06/11	136.724	137.219	137.281	137.560	137.201
Aluminum and other sheet metal work.....	10	7301G3	06/11	127.347	128.179	128.283	128.753	128.149
Structural, architectural, and pre-engineered metal products.....	10	74		360.038	359.368	359.190	359.601	361.015
Fabricated structural metal.....	10	7405		363.358	363.925	364.015	365.411	367.123
Fabricated structural metal bar joists and concrete reinforcing bars.....	10	74051		365.184	364.009	360.866	362.413	366.481
Fabricated structural iron & steel for industrial bldgs metal bar joists, short span.....	10	740510	06/11	166.735	166.735	167.020	166.577	167.805
Fabricated structural iron & steel for commercial, residential, institutional, & public bldgs.....	10	740514	06/11	214.595	213.735	211.345	212.617	215.207
Other fabricated structural metal, including for bridges.....	10	74055	06/82	357.723	359.746	362.550	363.804	363.517
Fabricated structural metal for bridges.....	10	740553	12/07	156.240	161.668	165.217	165.854	164.349
Other fabricated structural iron and steel, aluminum, and other metals..	10	740554	12/07	169.026	169.535	170.632	171.216	171.216
Custom roll form products.....	10	7407		215.899	211.318	206.890	201.373	201.461
Custom roll form products.....	10	740775	06/90	203.832	199.507	195.326	190.118	190.201
Ornamental and architectural metal work.....	10	7408	12/83	521.723	520.883	524.923	524.919	525.251
Iron, steel, and aluminum stairs, staircases and fire escapes.....	10	740803	12/83	578.704	577.039	577.039	577.039	578.033
Steel and aluminum fences, gates (not wire), and railings and window guards.....	10	740813	12/97	289.692	288.767	289.134	289.134	289.134
Open metal flooring, grating and studs.....	10	740814	12/97	302.205	301.468	301.468	—	—
Other architectural and ornamental metal work.....	10	74082	12/97	301.303	301.303	301.303	301.296	301.303
Other aluminum and metal architectural and ornamental work.....	10	740821	12/08	208.258	208.258	208.258	208.258	208.258
Metal stalls and corrals.....	10	740824	05/17	144.775	144.775	144.775	—	—
Fabricated metal pipe, tube, and fittings.....	10	7411	12/11	143.853	143.500	143.831	146.222	147.535
Fabricated metal pipe, tube, and fittings.....	10	741151	12/11	143.853	143.500	143.831	146.222	147.535
Heat exchangers and steam condensers.....	10	75		422.109	428.073	428.073	428.332	428.332
Heat exchangers and steam condensers.....	10	7501		421.768	427.727	427.727	427.986	427.986
Heat exchangers and steam condensers (except for nuclear applications).....	10	750103		418.668	419.627	419.627	420.068	420.068
Fabricated steel plate.....	10	76		330.753	330.753	330.753	330.753	330.753
Fabricated steel plate.....	10	7601		330.753	330.753	330.753	330.753	330.753
Fabricated steel plate.....	10	760102	12/01	225.774	225.774	225.774	225.774	225.774
Prefabricated metal buildings.....	10	79		551.152	551.426	547.346	544.980	546.246
Prefabricated metal building systems (excl. farm service bldgs, residential bldgs, and parts).....	10	7901		585.989	583.861	580.453	580.646	581.625
Prefabricated metal building systems (excl. farm service bldgs, residential bldgs, and parts).....	10	790101	12/97	425.712	424.166	421.691	421.831	422.542
Farm service buildings and other prefabricated and portable buildings, steel and aluminum.....	10	7902		471.071	469.272	466.430	464.929	465.759
Farm service buildings and other prefabricated and portable buildings, steel and aluminum.....	10	790201	12/97	319.838	318.617	316.687	315.668	316.231
Panels, parts, and sections for prefabricated buildings, steel and aluminum.....	10	7903		417.417	427.378	420.647	409.346	411.741
Panels, parts, and sections for prefabricated buildings, steel and aluminum.....	10	790354		417.417	427.378	420.647	409.346	411.741
Miscellaneous metal products.....	10	8		225.527	224.848	224.838	224.979	225.676
Bolts, nuts, screws, rivets, and washers.....	10	81		307.771	308.320	308.407	308.543	311.022
Externally threaded fasteners, except aircraft types.....	10	8102	06/82	271.355	269.752	269.914	269.397	269.460
Hex bolts, including heavy, tap-and-joint.....	10	810206	06/82	210.029	210.856	210.862	210.398	214.306
Cap, set, machine, lag, flange, and self-locking screws, except aircraft types.....	10	810231		336.120	333.197	333.197	332.020	330.770
Other metal bolts, incl. square, round, plow, high-strength structural, and bent.....	10	810262	12/99	302.881	302.881	302.881	302.881	302.881
Other externally threaded metal fasteners, including studs, except aircraft types.....	10	810263	12/99	190.071	188.565	188.896	188.774	188.686
Internally threaded fasteners, except aircraft types.....	10	8103	06/82	154.604	154.396	154.396	154.396	154.396
Internally threaded fasteners, except aircraft types.....	10	810312	06/82	154.604	154.396	154.396	154.396	154.396
Nonthreaded metal fasteners, except aircraft types.....	10	8104	06/82	269.689	268.888	268.888	273.144	273.144
Nonthreaded metal fasteners, except aircraft types.....	10	810424	06/82	269.689	268.888	268.888	273.144	273.144
Aircraft fasteners, except plastics (including aerospace).....	10	8105	06/82	594.529	604.875	604.875	604.875	621.591
Aircraft fasteners, except plastics (including aerospace).....	10	810536	06/82	594.529	604.875	604.875	604.875	621.591
Formed products, except fasteners, made by cold-, warm-, or hot-heading processes.....	10	8106	06/82	256.828	256.828	256.835	256.835	—
Formed products, except fasteners, made by cold-, warm-, or hot-heading processes.....	10	810648	06/82	256.828	256.828	256.835	256.835	—
Lighting fixtures.....	10	83		223.211	223.052	223.529	223.630	223.892

See footnotes at end of table.

Table 9. Producer price indexes for commodity and service groupings and individual items, not seasonally adjusted — Continued
 [November 2023, Index base 1982=100, unless otherwise indicated]

Title	Commodity code		Other index base	Unadjusted index ¹				
	Group code	Item code		July 2023	Aug. 2023 ^P	Sept. 2023 ^P	Oct. 2023 ^P	Nov. 2023 ^P
Residential electric lighting fixtures, except portable.....	10	8302		255.966	255.967	255.967	255.968	255.956
Residential electric lighting fixtures, except portable.....	10	830225	06/98	177.468	177.469	177.469	177.469	177.461
Commercial, institutional and industrial electric lighting fixtures.....	10	8303		244.263	243.940	244.907	245.111	245.645
Commercial and institutional electric lighting fixtures, including parts and accessories.....	10	830302	12/04	162.123	161.868	162.632	162.794	163.262
Industrial electric lighting fixtures, including parts and accessories.....	10	830304	12/04	195.679	195.679	195.679	195.679	195.391
Other lighting equipment.....	10	8305		207.122	207.122	207.122	207.122	207.122
Outdoor lighting equipment (including parts and accessories).....	10	830522	06/85	205.355	205.355	205.355	205.355	205.355
All other miscellaneous electric and nonelectric lighting equipment, incl parts and accessories.....	10	830524	06/85	133.605	133.605	133.605	133.605	133.605
Ammunition, except for small arms.....	10	85	12/85	243.803	243.803	238.068	238.068	238.068
Ammunition, except for small arms.....	10	8501	12/85	243.803	243.803	238.068	238.068	238.068
Ammunition, except for small arms.....	10	850101	12/85	243.803	243.803	238.068	238.068	238.068
Ordnance and ordnance accessories, n.e.c.....	10	86	12/85	250.190	250.190	250.190	250.190	250.190
Ordnance and ordnance accessories, n.e.c.....	10	8601	12/85	250.190	250.190	250.190	250.190	250.190
Ordnance and ordnance accessories, n.e.c.....	10	860101	12/85	250.190	250.190	250.190	250.190	250.190
Fabricated ferrous wire products.....	10	88	06/82	341.202	339.011	338.120	333.537	334.219
Ferrous wire rope, cable, forms and strand.....	10	8801	06/82	310.510	303.964	303.698	304.179	304.811
Ferrous wire rope, cable, forms and strand.....	10	880101	06/82	310.510	303.964	303.698	304.179	304.811
Ferrous wire cloth, other woven wire products.....	10	8807	06/82	215.787	215.787	215.787	215.787	215.787
Ferrous wire cloth, other woven wire products.....	10	880701	06/82	215.787	215.787	215.787	215.787	215.787
Other fabricated ferrous wire products.....	10	8809	06/82	342.351	341.574	340.361	334.885	335.654
Steel fencing and fence gates.....	10	880993	06/09	143.721	144.369	143.433	143.053	143.204
Other fabricated ferrous wire products, n.e.c.....	10	880996	12/11	160.827	160.298	159.800	156.905	157.295
Steel nails, staples, tacks, spikes and brads.....	10	8812	06/09	223.309	223.137	223.161	210.789	210.781
Steel nails, staples, tacks, spikes and brads.....	10	881201	06/09	223.309	223.137	223.161	210.789	210.781
Other miscellaneous metal products.....	10	89		206.439	205.684	205.724	206.199	206.778
Wire springs.....	10	8904		357.115	356.940	356.985	355.705	355.958
Precision mechanical wire springs.....	10	890424		284.927	284.497	284.607	284.755	285.376
Precision mechanical extension- and torsion-type wire springs.....	10	8904241	12/09	157.518	156.956	157.227	157.437	158.644
Precision mechanical compression-type springs.....	10	8904242	12/09	168.794	168.759	168.682	168.684	168.470
Other metal products.....	10	8905		186.665	185.973	185.832	186.547	186.841
Automotive job stampings.....	10	890507		129.007	128.610	128.755	130.692	130.773
Precision turned products, automotive.....	10	890521	12/83	166.248	166.368	166.368	163.714	163.714
Precision turned products, except automotive.....	10	890522	12/83	263.067	259.769	259.772	258.050	258.995
Metal powders, paste, and flake.....	10	890564	06/85	227.870	228.104	228.769	226.860	228.664
Powder metallurgy parts, except bearings, gears, etc.....	10	890571	12/91	137.282	137.090	137.296	137.238	—
Other fabricated metal products.....	10	890589	06/85	243.688	244.198	240.762	240.419	240.362
Metal stampings n.e.c.....	10	8907	06/84	252.667	251.155	253.368	252.821	256.328
Metal job stampings, except automotive.....	10	890701		285.201	282.805	286.313	286.229	291.787
Recreational vehicle metal job stamping.....	10	8907011	12/10	156.488	156.488	173.179	173.179	—
Motor and generator metal job stamping.....	10	8907012	12/10	122.733	121.680	121.680	117.485	117.263
Other metal job stampings.....	10	8907013	12/10	143.850	142.230	142.131	142.241	146.106
Metal foil and leaf.....	10	8908	12/84	212.487	212.320	211.780	211.695	211.695
Flexible packaging foil.....	10	890811	12/84	189.537	189.388	188.906	188.830	188.830
Heavy gauge springs.....	10	8909	06/04	298.196	298.106	297.346	292.797	293.275
Cold formed steel springs, except wire.....	10	890913	06/04	390.976	390.804	390.462	390.462	391.382
Machinery and equipment.....	11	—		174.587	174.904	175.125	175.351	175.635
Agricultural machinery and equipment.....	11	1		317.156	317.395	318.766	319.889	318.250
Agricultural machinery and equipment.....	11	14	12/02	198.551	198.701	199.559	200.262	199.236
Commercial turf and grounds care equipment, including parts and attachments.....	11	1401	12/02	161.398	161.490	162.754	162.754	162.491
Commercial turf and grounds care equipment, including parts and attachments.....	11	140111	12/02	161.398	161.490	162.754	162.754	162.491
Farm plows, harrows, rollers, pulverizers, etc., and attachments.....	11	1402	12/02	289.896	289.896	289.896	289.896	287.051
Farm plows, harrows, rollers, pulverizers, etc., and attachments.....	11	140211	12/02	289.896	289.896	289.896	289.896	287.051
Farm dairy equipment, sprayers and dusters, farm blowers, and attachments.....	11	1404	12/02	175.099	175.099	175.344	175.344	175.300
Farm dairy equipment, sprayers and dusters, farm blowers, and attachments.....	11	140411	12/02	175.099	175.099	175.344	175.344	175.300
Planting, seeding, and fertilizing machinery and attachments.....	11	1405	12/02	201.087	198.174	198.174	201.619	196.407
Planting, seeding, and fertilizing machinery and attachments.....	11	140511	12/02	201.087	198.174	198.174	201.619	196.407
Harvesting machinery (except hay and straw) and attachments.....	11	1406	12/82	334.990	337.539	343.123	345.644	341.410
Harvesting machinery (except hay and straw) and attachments.....	11	140611	12/82	334.990	337.539	343.123	345.644	341.410
Haying machinery and attachments.....	11	1407	12/82	332.797	332.910	332.910	332.910	332.312
Haying machinery and attachments.....	11	140711	12/82	332.797	332.910	332.910	332.910	332.312
All other farm machinery and equipment, excluding parts, including attachments.....	11	1408	12/02	236.889	237.324	237.389	237.518	237.518

See footnotes at end of table.

Table 9. Producer price indexes for commodity and service groupings and individual items, not seasonally adjusted — Continued
 [November 2023, Index base 1982=100, unless otherwise indicated]

Title	Commodity code		Other index base	Unadjusted index ¹				
	Group code	Item code		July 2023	Aug. 2023 ^P	Sept. 2023 ^P	Oct. 2023 ^P	Nov. 2023 ^P
All other farm machinery and equipment, excluding parts, including attachments.....	11	140811	12/02	236.889	237.324	237.389	237.518	237.518
Parts for farm machinery, for sale separately.....	11	1409	12/02	187.397	188.385	188.511	188.539	190.098
Parts for farm machinery, for sale separately.....	11	140911	12/02	187.397	188.385	188.511	188.539	190.098
Construction machinery and equipment.....	11	2		300.789	299.850	299.851	299.852	302.942
Tractors and attachments, ex. parts.....	11	2A	12/99	195.528	193.479	193.479	193.479	193.662
Construction machinery for mounting (excluding parts, winches, snow clearing attachments).....	11	2A03	12/99	193.066	188.909	188.909	188.909	188.909
Construction machinery for mounting (excluding parts, winches, snow clearing attachments).....	11	2A0302	12/99	193.066	188.909	188.909	188.909	188.909
Tractor shovel loaders (skid steer, wheel, crawler, and integral design backhoes).....	11	2A04		287.911	284.020	284.020	284.020	284.541
Tractor shovel loaders (skid steer, wheel, crawler, and integral design backhoes).....	11	2A0406	06/86	274.582	270.871	270.871	270.871	271.367
Construction wheel and crawler tractors, dozers, self-propelled log skidders, etc.....	11	2A05	12/03	183.908	183.908	183.908	183.908	183.907
Construction wheel and crawler tractors, dozers, self-propelled log skidders, etc.....	11	2A0501	12/03	183.908	183.908	183.908	183.908	183.907
Power cranes, draglines, & shovels (excavators) (incl. surface mining equipment) (excl. parts).....	11	2B	12/99	196.481	196.176	196.176	196.176	196.176
Power cranes, draglines, & shovels (excavators) (incl. surface mining equip.) (excluding parts).....	11	2B05	12/99	196.481	196.176	196.176	196.176	196.176
Power cranes, draglines, & shovels (excavators) (incl. surface mining equip.) (excluding parts).....	11	2B0504	12/99	196.481	196.176	196.176	196.176	196.176
Mixers, pavers, and related equipment (excluding parts).....	11	2C		322.725	322.725	322.725	322.626	325.295
Mixers, pavers, and related equipment (excluding parts).....	11	2C01		322.725	322.725	322.725	322.626	325.295
Mixers, pavers, and related equipment (excluding parts).....	11	2C0109	12/99	231.733	231.733	231.733	231.662	233.579
Off-highway, equipment, ex. parts.....	11	2D	12/99	212.283	212.283	212.283	212.290	212.290
Graders, rollers & compactors, rough-terrain forklifts, scrapers, trenchers, etc. (excl. parts).....	11	2D03	12/03	209.973	209.973	209.973	209.973	209.973
Graders, rollers & compactors, rough-terrain forklifts, scrapers, trenchers, etc. (excl. parts).....	11	2D0301	12/03	209.973	209.973	209.973	209.973	209.973
Misc. construction machinery and equipment.....	11	2J	12/05	178.097	178.097	178.097	178.134	179.345
Winches, aerial work platforms, and automotive wrecker hoists, including parts and attachments.....	11	2J01	12/05	187.786	187.786	187.786	187.871	187.871
Winches, aerial work platforms, and automotive wrecker hoists, including parts and attachments.....	11	2J0101	12/03	236.538	236.538	236.538	236.644	236.644
Other construction machinery and equipment (excluding parts).....	11	2J03	12/03	190.711	190.711	190.711	190.711	193.112
Other construction machinery and equipment (excluding parts).....	11	2J0301	12/03	190.711	190.711	190.711	190.711	193.112
Parts for construction machinery and equipment, sold separately.....	11	2K	12/99	191.641	191.815	191.829	191.756	211.426
Parts for construction machinery and equipment, sold separately.....	11	2K01	12/99	191.641	191.815	191.829	191.756	211.426
Parts for cranes, draglines, and shovels (including surface mining equipment) (sold separately).....	11	2K0101	12/11	157.306	157.650	157.650	157.505	184.950
Parts for off-highway wheel tractors and shovel loaders (sold separately).....	11	2K0102	12/11	123.600	123.600	123.600	123.600	123.600
Parts for other construction machinery (sold separately).....	11	2K0103	12/11	138.552	138.556	138.575	138.574	146.929
Metalworking machinery and equipment.....	11	3		240.944	241.501	242.309	242.758	243.525
Power-driven handtools, including parts and attachments.....	11	32		237.745	237.745	237.745	237.772	237.772
Power-driven handtools, including parts and attachments.....	11	3211	12/04	161.944	161.944	161.944	161.962	161.962
Power-driven handtools, including parts and attachments.....	11	321101	12/04	161.944	161.944	161.944	161.962	161.962
Power-driven handtools, pneumatic, hydraulic, and powder-actuated.....	11	3211011	06/11	161.842	161.842	161.842	161.876	161.876
Power-driven handtools, electric (except battery powered), including parts.....	11	3211014	06/11	152.669	152.669	152.669	152.669	152.669
Welding machines and equipment.....	11	33		397.162	397.103	397.103	397.103	397.103
Arc welding machines, components, and accessories, excluding electrodes and stud welding equip.....	11	3301		430.852	430.751	430.751	430.751	430.751
Arc welding machines, components, and accessories, excluding electrodes and stud welding equip.....	11	330175	12/97	283.076	283.009	283.009	283.009	283.009
Resistance welders, components, accessories, and electrodes.....	11	3302		301.810	301.810	301.810	301.810	301.810
Resistance welders, components, accessories, and electrodes.....	11	330276	12/84	279.692	279.692	279.692	279.692	279.692
Gas welding and cutting equipment, parts, attachments, and accessories.....	11	3304		271.608	271.608	271.608	271.608	271.608
Gas welding and cutting equipment, parts, attachments, and accessories.....	11	330461	06/83	267.142	267.142	267.142	267.142	267.142
Other welding equipment, components, and accessories (excluding arc, resistance, and gas).....	11	3306	12/00	156.073	156.073	156.073	156.073	156.073
Other welding equipment, components, and accessories (excluding arc, resistance, and gas).....	11	330629	12/00	156.073	156.073	156.073	156.073	156.073
Industrial process furnaces and ovens.....	11	34		276.449	278.724	278.653	278.653	278.845
Industrial process furnaces and ovens, except parts and attachments.....	11	3407	12/04	169.981	170.469	170.410	170.410	171.063

See footnotes at end of table.

Table 9. Producer price indexes for commodity and service groupings and individual items, not seasonally adjusted — Continued
 [November 2023, Index base 1982=100, unless otherwise indicated]

Title	Commodity code		Other index base	Unadjusted index ¹				
	Group code	Item code		July 2023	Aug. 2023 ^P	Sept. 2023 ^P	Oct. 2023 ^P	Nov. 2023 ^P
Industrial process furnaces and ovens, except parts and attachments...	11	340711	12/04	169.981	170.469	170.410	170.410	171.063
Parts and attachments for industrial process furnaces and ovens.....	11	3409	06/11	147.413	150.854	150.854	150.854	149.647
Parts and attachments for industrial process furnaces and ovens.....	11	340901	06/11	147.413	150.854	150.854	150.854	149.647
Cutting tools and accessories.....	11	35		225.330	225.422	225.765	228.497	230.342
Small cutting tools.....	11	3501		211.370	211.471	211.738	211.756	213.566
End mills and milling cutters.....	11	350144	12/11	122.254	122.249	122.436	122.522	122.735
Threading tools, including blanks, tips and inserts.....	11	350145	12/11	120.818	120.818	120.818	120.818	120.818
Carbon and high-speed steel, shank, solid, tipped carbide twist drills... ..	11	350146	12/11	128.418	128.418	130.019	130.019	131.246
Taps, carbide indexable, and throwaway inserts for machine tools.....	11	350147	12/11	135.597	136.385	136.385	136.385	136.257
Other cutting tools for machine tools, excluding tips and blanks.....	11	350149	12/11	121.020	121.048	121.048	121.048	122.398
Other machine tool attachments and accessories.....	11	3505	06/83	273.826	273.979	275.289	275.290	278.443
Other machine tool attachments and accessories.....	11	350501	06/83	273.826	273.979	275.289	275.290	278.443
Abrasive products.....	11	36		269.377	269.663	271.538	270.278	270.685
Nonmetallic sized grains, powders, and flour abrasives (incl. graded only).....	11	3601		190.585	191.406	197.023	197.023	197.023
Nonmetallic sized grains, powders, and flour abrasives (incl. graded only).....	11	360105	06/87	245.362	246.418	253.650	253.650	253.650
Nonmetallic abrasive products (including diamond abrasives).....	11	3603		255.768	255.938	256.546	256.546	256.759
Nonmetallic abrasive products (including diamond abrasives).....	11	360311	06/87	234.136	234.292	234.848	234.848	235.043
Nonmetallic coated abrasive products and buffing wheels, polishing wheels, and laps.....	11	3605		322.422	322.422	322.527	322.527	323.467
Nonmetallic coated abrasive products and buffing wheels, polishing wheels, and laps.....	11	360505		238.655	238.655	238.733	238.733	239.428
Metal cutting machine tools.....	11	37		232.766	232.772	232.658	232.658	232.658
Other metal-cutting machine tools.....	11	3720	12/09	125.110	125.116	125.116	125.116	125.116
Other metal-cutting machine tools.....	11	372041	12/09	125.110	125.116	125.116	125.116	125.116
Metal machining centers.....	11	3721	12/09	132.026	132.026	132.026	132.026	132.026
Metal machining centers.....	11	372121	12/09	132.026	132.026	132.026	132.026	132.026
Rebuilt metal-cutting machine tools and parts for metal-cutting machine tools.....	11	3753	12/02	161.825	161.825	161.825	161.825	161.825
Rebuilt metal-cutting machine tools and parts for metal-cutting machine tools.....	11	375311	12/02	161.825	161.825	161.825	161.825	161.825
Metal forming machine tools.....	11	38		274.495	274.565	296.250	296.320	296.320
Metal-forming machine tools (except rebuilt and parts).....	11	3826	12/09	136.819	136.873	153.322	153.375	153.375
Metal punching and shearing (power & manual), and bending and forming machines (power only).....	11	382611		218.519	219.087	219.087	219.655	219.655
Rebuilt metal-forming machine tools and parts for metal-forming machine tools.....	11	3852	12/02	160.175	160.175	160.175	160.175	160.175
Rebuilt metal-forming machine tools and parts for metal-forming machine tools.....	11	385205	12/02	160.175	160.175	160.175	160.175	160.175
Tools, dies, jigs, fixtures & ind. molds.....	11	39		183.160	184.009	184.122	184.574	185.765
Special tools, dies, jigs, and fixtures.....	11	3901		200.317	201.762	201.762	201.762	201.762
Special tools, dies, jigs, and fixtures.....	11	390135	12/03	131.422	132.370	132.370	132.370	132.370
Jigs and fixtures, including parts.....	11	3901351	06/10	139.635	139.706	139.706	139.706	139.706
Metalworking dies and die sets.....	11	3901353	06/10	120.523	121.344	121.344	121.344	121.344
Standard punches, industrial prototypes, die parts & other special tooling for dies.....	11	3901357	06/10	125.192	126.752	126.752	126.752	126.752
Industrial molds and mold boxes.....	11	3903		160.436	160.524	160.782	161.803	164.493
Industrial injection-type molds made of metal for plastics.....	11	390312	12/09	125.411	125.411	125.411	127.847	127.277
Other industrial molds and mold boxes.....	11	390331	12/09	126.374	126.477	126.778	126.778	130.209
Metalworking machinery n. e. c.....	11	3A	06/83	264.203	265.370	266.300	266.794	266.804
Rolling mill and other metalworking machinery, including assembly machines.....	11	3A03	09/23	—	—	100.000	100.185	100.189
Rolling mill and other metalworking machinery, including assembly machines.....	11	3A0310	09/23	—	—	100.000	100.185	100.189
Other metalworking machinery.....	11	3A03102	06/83	322.460	328.490	333.294	—	—
General purpose machinery and equipment.....	11	4		329.921	330.300	331.353	332.719	332.761
Pumps, compressors, and equipment.....	11	41		357.775	357.983	356.865	356.903	357.245
Industrial pumps, except hydraulic fluid power pumps.....	11	4102		378.533	378.533	373.786	373.786	373.786
Industrial pumps, except hydraulic fluid power pumps.....	11	410212	12/97	241.522	241.522	238.494	238.494	238.494
Parts and attachments for air and gas compressors and vacuum pumps.....	11	4107	06/84	410.071	412.339	412.339	412.339	412.339
Parts and attachments for air and gas compressors, ex. refrigeration, ice making, & a/c.....	11	410701	06/84	410.071	412.339	412.339	412.339	412.339
Domestic water systems.....	11	4113	12/03	216.713	216.713	216.713	216.913	216.913
Domestic water systems.....	11	411311	12/03	216.713	216.713	216.713	216.913	216.913
Air and gas compressors and vacuum pumps.....	11	4115	06/05	229.203	229.326	229.932	229.932	229.932
Air and gas compressors and vacuum pumps.....	11	411501	06/05	229.203	229.326	229.932	229.932	229.932
Other pumps, including parts and attachments.....	11	4119	12/83	353.555	353.847	353.847	353.847	353.847
Parts and attachments for pumps.....	11	411911	12/83	428.371	428.371	428.371	428.371	428.371

See footnotes at end of table.

Table 9. Producer price indexes for commodity and service groupings and individual items, not seasonally adjusted — Continued
 [November 2023, Index base 1982=100, unless otherwise indicated]

Title	Commodity code		Other index base	Unadjusted index ¹				
	Group code	Item code		July 2023	Aug. 2023 ^P	Sept. 2023 ^P	Oct. 2023 ^P	Nov. 2023 ^P
All other pumps, including domestic sump, oil well, and oil field pumps.....	11	411915	12/97	191.335	191.564	191.564	191.564	191.564
Oil-well and oil-field pumps.....	11	4119153	12/09	127.234	127.659	127.659	127.659	127.659
Other pumps, except automotive circulating pumps, and measuring & dispensing pumps.....	11	4119155	12/09	157.549	157.762	157.762	157.762	157.762
Elevators, escalators, and other lifts.....	11	42		211.743	211.712	211.712	211.713	211.713
Elevators and moving stairways.....	11	4201		204.135	204.135	204.135	204.135	204.135
Elevators and moving stairways.....	11	420112	12/03	178.352	178.352	178.352	178.352	178.352
Parts and attachments for elevators and moving stairs (sold separately)...	11	4202		251.829	251.577	251.577	251.582	251.582
Parts and attachments for elevators and moving stairs (sold separately).....	11	420221		251.829	251.577	251.577	251.582	251.582
Fluid power equipment.....	11	43		360.843	360.029	361.964	369.684	364.104
Fluid power pumps and parts.....	11	4301		289.952	290.132	292.628	292.628	292.467
Nonaerospace-type reciprocating fluid power pumps.....	11	430112	12/11	145.276	145.276	147.514	147.514	147.346
Nonaerospace-type fluid power motors.....	11	430115	12/11	151.188	151.789	152.031	152.031	151.985
Parts for fluid power pumps, motors, and hydrostatic transmissions.....	11	430119	12/11	129.181	129.221	130.651	130.651	130.627
Fluid power valves.....	11	4302		351.920	353.652	354.341	355.269	355.322
Fluid power valves.....	11	430201	12/82	343.320	345.009	345.681	346.587	346.638
Nonaerospace type hydraulic directional control valves.....	11	4302013	12/07	166.303	169.570	169.570	169.570	169.570
Nonaerospace type pneumatic directional control valves.....	11	4302015	12/07	168.791	168.791	168.791	168.791	168.791
Aerospace type fluid power valves.....	11	430201A	06/09	152.341	152.341	152.971	154.079	154.079
Fluid power cylinders, actuators, accumulators, cushions, & parts.....	11	4303		315.596	316.137	319.511	319.082	324.909
Non-aerospace hydraulic & all aerospace-type fluid power cylinders.....	11	430312	06/98	219.458	220.002	223.393	222.962	222.962
Parts for hydraulic & pneumatic cylinders and actuators.....	11	430315	06/98	275.776	275.776	275.776	275.776	296.885
Fluid power hose and tube fittings.....	11	4304		510.418	503.353	503.436	541.302	503.309
Fluid power hose and tube fittings.....	11	430406		510.418	503.353	503.436	541.302	503.309
Nonaerospace type flared (metal) fittings, couplings, and assemblies.....	11	4304062	06/09	144.276	145.950	145.950	145.950	145.950
Parts for fluid power valves.....	11	4305	06/91	237.993	238.399	238.500	238.500	238.500
Parts for fluid power valves.....	11	430501	06/91	237.993	238.399	238.500	238.500	238.500
Industrial material handling equipment.....	11	44		297.570	297.595	297.363	298.211	298.318
Conveying equipment, except parts and accessories.....	11	4402		291.905	292.161	292.202	294.161	293.745
Unit handling conveyors and conveying systems.....	11	440212	06/84	231.464	231.813	231.868	231.501	231.501
Unit handling gravity and trolley conveyors and conveying systems.....	11	4402122	06/09	129.703	129.703	129.586	129.586	129.586
All other unit handling conveyors, including tow, belt, roller, pneumatic, portable, etc.....	11	4402124	06/09	148.806	149.371	149.665	149.071	149.071
Bulk material handling conveyors and conveying systems.....	11	440216	06/84	315.031	315.031	315.031	320.777	319.703
Industrial trucks, trailers, and stackers.....	11	4403		285.941	285.953	285.430	285.684	285.921
Industrial trucks, tractors, mobile straddle carriers & cranes, & automatic stacking machines.....	11	44035	12/11	159.224	159.233	158.862	158.881	158.897
Work trucks with lifting & handling equipment, riding, electric, self-propelled.....	11	440353	06/02	230.083	230.083	230.083	230.083	230.083
Work trucks with lifting & handling equipment, non-riding electric or any non-electric.....	11	440356	06/02	190.935	190.950	190.854	190.885	190.918
Work trucks not fitted with lifting & handling equipment, electric or non-electric.....	11	440357	06/02	215.255	215.272	215.158	215.196	215.228
Bulk powered material moving equipment, dock boards, and metal pallets and skids.....	11	440358	06/02	207.384	207.384	204.465	204.465	204.465
Parts and attachments for industrial trucks and tractors.....	11	440378	12/86	361.194	361.194	361.194	362.544	363.814
Hoists, overhead cranes, and monorail systems.....	11	4404		358.929	358.929	358.929	358.961	360.576
Hoists and parts and attachments for hoists (sold separately).....	11	440481	12/84	337.686	337.686	337.686	337.740	339.054
Overhead traveling cranes and monorail systems, including parts and attachments sold separately.....	11	440485	12/84	338.580	338.580	338.580	338.580	340.351
Parts and accessories for conveyors and conveying systems.....	11	4406	09/18	138.318	137.883	137.834	137.834	137.834
Parts and accessories for unit handling conveyors and conveying systems.....	11	440601	06/84	296.803	296.803	296.501	296.501	296.501
Parts and accessories for bulk material handling conveyors and conveying systems.....	11	440602	06/84	497.075	494.663	494.663	494.663	494.663
Mechanical power transmission equipment.....	11	45		361.887	362.668	363.936	365.300	367.717
Speed changers, drives, gears.....	11	4501		361.453	361.453	361.453	361.453	361.453
Loose gear, pinions and racks.....	11	450108	12/83	262.862	262.862	262.862	262.862	262.862
Speed changers and industrial high speed drives & parts other than loose gearing.....	11	450117	12/03	211.593	211.593	211.593	211.593	211.593
Other power transmission equipment.....	11	4502	12/84	342.132	343.329	345.273	347.364	351.067
Mechanical power transmission equipment, excl. speed changers, drives, & gears.....	11	450212	12/03	226.453	227.416	228.473	230.154	232.389
Scales and balances.....	11	46		237.268	236.980	236.833	236.862	236.862
Vehicle and industrial scales.....	11	4611	12/91	206.161	205.745	205.394	205.403	205.403
Vehicle and industrial scales.....	11	461101	06/03	179.310	178.948	178.643	178.651	178.651
Motor truck and railroad track scales.....	11	4611011	12/10	154.792	154.191	153.683	153.683	153.683
Industrial scales (including automatic checkweigher and bulkweigher scales).....	11	4611012	12/10	175.834	175.925	176.007	176.042	176.042

See footnotes at end of table.

Table 9. Producer price indexes for commodity and service groupings and individual items, not seasonally adjusted — Continued
 [November 2023, Index base 1982=100, unless otherwise indicated]

Title	Commodity code		Other index base	Unadjusted index ¹				
	Group code	Item code		July 2023	Aug. 2023 ^P	Sept. 2023 ^P	Oct. 2023 ^P	Nov. 2023 ^P
Miscellaneous non-vehicle scales (crane, susp., tank, hopper, measuring dev, lab, bulk conveyor).....	11	4611013	12/10	150.987	150.987	150.987	150.987	150.987
Retail, commercial, household, and mailing scales and balances.....	11	4612	12/91	196.279	196.279	196.279	196.279	196.279
Retail, commercial, household, and mailing scales and balances.....	11	461201	06/03	180.174	180.174	180.174	180.174	180.174
Parts, attachments, and accessories for scales and balances.....	11	4613	12/91	274.478	274.922	276.042	276.208	276.208
Parts, attachments, and accessories for scales and balances.....	11	461301	06/03	268.216	268.650	269.745	269.907	269.907
Air purification equipment and industrial and commercial fans and blowers...	11	47		300.451	300.120	299.699	299.696	299.693
Fan, blower, air purification equipment.....	11	4701		300.451	300.120	299.699	299.696	299.693
Dust collection and other air purification equipment for cleaning incoming air.....	11	470143	12/83	257.580	256.809	255.830	255.823	255.816
Air filters for air-conditioners and furnaces, etc., of 2400 CFM or less, except parts.....	11	4701431	06/09	166.813	166.094	166.006	166.006	166.006
Other dust collection and air purification equipment, except parts.....	11	4701432	06/09	147.346	146.901	146.923	146.908	146.891
Parts for dust collection and air purification equipment.....	11	4701433	06/09	149.468	149.468	147.193	147.193	147.193
Industrial and commercial fans and blowers.....	11	470145	12/03	232.818	232.818	232.818	232.818	232.818
Centrifugal blower filter units, and classes I-IV centrifugal fans, except parts.....	11	4701452	06/09	191.481	191.481	191.481	191.481	191.481
Other centrifugal fans and blowers, except parts.....	11	4701453	06/09	186.063	186.063	186.063	186.063	186.063
Axial fans and industrial propeller fans, except parts.....	11	4701457	06/09	162.606	162.606	162.606	162.606	162.606
Power roof ventilators, except parts.....	11	4701458	06/09	162.155	162.155	162.155	162.155	162.155
Parts and accessories for fans and blowers.....	11	4701459	06/09	172.031	172.031	172.031	172.031	172.031
Air conditioning and refrigeration equip.....	11	48		292.275	292.676	293.068	293.557	294.946
Unitary air-conditioners, except air source heat pumps.....	11	4802		267.706	269.917	270.627	269.951	273.711
Unitary air-conditioners, except air source heat pumps.....	11	480222	06/97	218.286	220.089	220.668	220.117	223.183
Commercial refrigeration equipment.....	11	4803		406.543	406.543	406.543	408.605	408.605
Commercial refrigeration equipment.....	11	480331	06/97	263.497	263.497	263.497	264.834	264.834
All other miscellaneous refrigeration and air-conditioning equipment.....	11	4806		347.566	347.566	347.566	348.851	348.851
All other miscellaneous refrigeration and air-conditioning equipment.....	11	480631	06/97	240.687	240.687	240.687	241.577	241.577
Heat transfer equipment, including heat pumps.....	11	4807	12/11	171.421	170.682	171.152	171.606	172.143
Heat transfer equipment, except dehumidifiers.....	11	480732	12/03	250.139	248.851	248.395	251.008	251.614
Heat pumps.....	11	480734	12/09	141.801	141.801	145.542	140.196	141.163
Parts and accessories for air conditioning and heat transfer equipment.....	11	4809	12/89	265.276	265.249	265.269	265.796	265.965
Parts and accessories for air conditioning and heat transfer equipment.....	11	480901	12/89	265.276	265.249	265.269	265.796	265.965
Refrigeration condensing units.....	11	4815	01/19	158.583	158.583	158.583	159.052	159.525
Refrigeration condensing units.....	11	481511	01/19	158.583	158.583	158.583	159.052	159.525
Miscellaneous general purpose equipment.....	11	49		362.544	364.096	368.355	368.866	369.825
Metal valves, except fluid power.....	11	4902	12/82	434.695	437.002	437.002	442.141	442.141
Gates, globes, angles, and checks.....	11	490201	12/82	467.079	467.079	467.079	469.457	469.457
Gates, globes, angles, straightway (Y-type) checks, stop & check, 3- & 4-way, etc.....	11	4902011	06/09	165.843	165.843	165.843	165.843	165.843
Industrial valves for water works and municipal equipment.....	11	4902012	06/09	157.493	157.493	157.493	158.855	158.855
Industrial ball valves, incl. manual and power operated.....	11	490202	12/82	—	590.020	590.018	—	—
Industrial butterfly valves, incl. manual and power operated.....	11	490203	12/82	306.082	306.082	306.082	306.082	306.082
Industrial plug valves.....	11	490204	12/82	308.666	308.666	308.666	308.666	308.666
Plumbing and heating valves and specialties, except plumbers' brass goods.....	11	490205	12/82	389.833	—	—	—	—
Other industrial valves, including nuclear.....	11	490209	12/82	403.788	406.242	406.242	414.616	414.616
Automatic regulating and control valves.....	11	490211	12/98	249.107	249.107	249.107	260.916	260.916
Metal pipe fittings, flanges, and unions.....	11	4903	12/82	484.127	477.026	477.332	477.128	477.127
Metal pipe fittings, flanges, and unions.....	11	490301	12/82	484.127	477.026	477.332	477.128	477.127
Ball and roller bearings.....	11	4905		334.336	333.836	334.278	334.278	333.951
Ball bearings, complete, unmounted.....	11	490531	12/03	168.402	168.310	168.335	168.335	168.376
Mounted bearings, except plain.....	11	490534	06/83	470.807	470.807	478.805	478.794	478.794
Parts and components for ball and roller bearings, incl. balls and rollers.....	11	490535	06/83	200.222	197.465	198.185	198.185	196.063
Tapered roller bearings (including cups & cones), unmounted.....	11	490537	06/83	391.108	391.108	391.423	391.423	—
Other roller bearings, unmounted.....	11	490538	06/83	365.691	365.691	365.691	365.691	365.691
Industrial patterns.....	11	4907	12/84	208.965	208.965	208.965	208.965	208.965
Industrial patterns.....	11	490701	12/84	208.965	208.965	208.965	208.965	208.965
Filters and strainers.....	11	4908	12/84	309.051	309.585	339.974	335.532	341.698
Filters and strainers, except fluid power.....	11	490805	12/03	196.500	197.058	198.153	198.150	198.150
Industrial filters and strainers and reusable media, except fluid power.....	11	4908051	12/11	146.247	146.748	146.278	146.278	—
Nonreusable media for filters and strainers, except fluid power.....	11	4908052	12/11	137.617	137.426	146.877	146.861	146.861
Parts and accessories for filters and strainers, except fluid power.....	11	4908053	12/11	157.905	158.421	158.361	158.361	—
Other miscellaneous general purpose equipment.....	11	4911	12/84	257.791	261.763	261.380	260.726	261.083
Other miscellaneous general purpose equipment.....	11	491102	06/07	152.835	155.190	154.963	154.575	154.787
Electronic computers and computer equipment.....	11	5	02/23	96.349	97.720	97.581	96.675	96.945
Electronic computers.....	11	51	02/23	96.082	99.266	98.802	96.365	96.225

See footnotes at end of table.

Table 9. Producer price indexes for commodity and service groupings and individual items, not seasonally adjusted — Continued
 [November 2023, Index base 1982=100, unless otherwise indicated]

Title	Commodity code		Other index base	Unadjusted index ¹				
	Group code	Item code		July 2023	Aug. 2023 ^P	Sept. 2023 ^P	Oct. 2023 ^P	Nov. 2023 ^P
Electronic computers.....	11	5101	02/23	96.082	99.266	98.802	96.365	96.225
Personal computers and workstations (excluding portable computers)...	11	510114	02/23	99.159	99.147	99.014	99.323	97.973
Portable computers, laptops, tablets and other single user computers...	11	510115	02/23	97.161	96.963	97.063	97.083	97.174
Host computers, multiusers (mainframes, UNIX and PC servers).....	11	510116	02/23	93.864	97.858	97.290	94.200	94.200
Computer storage devices.....	11	52	12/04	46.657	46.657	46.732	46.793	47.393
Computer storage devices (except parts, attachments and accessories)...	11	5201	12/04	46.012	46.012	46.089	46.152	46.763
Computer storage devices (except parts, attachments and accessories).....	11	520101	12/04	46.012	46.012	46.089	46.152	46.763
Computer peripheral equipment and parts.....	11	54	12/98	84.907	85.261	85.261	85.265	85.267
Parts, attachments, and accessories for computer terminals and peripherals.....	11	5405	12/98	151.592	152.865	152.865	152.865	152.865
Parts, attachments, and accessories for computer terminals and peripherals.....	11	540501	12/98	151.592	152.865	152.865	152.865	152.865
Computer terminals (including POS and funds-transfer devices) and other computer peripherals.....	11	5406	06/99	62.194	62.194	62.194	62.199	62.202
Computer terminals (including POS and funds-transfer devices) and other computer peripherals.....	11	540602	06/07	65.011	65.011	65.011	65.016	65.019
Special industry machinery and equipment.....	11	6		278.414	278.467	278.829	278.510	278.642
Food products machinery.....	11	61		369.565	369.588	369.588	371.378	371.438
Dairy and milk products plant machinery and equipment.....	11	6101		358.030	358.030	358.030	366.804	366.804
Dairy and milk products plant machinery and equipment.....	11	610111	12/83	350.239	350.239	350.239	358.822	358.822
Commercial food products machinery (except packaging and cooking equipment).....	11	6104		322.309	322.309	322.309	322.365	322.471
Commercial food products machinery (except packaging and cooking equipment).....	11	610409	12/83	317.975	317.975	317.975	318.030	318.135
Industrial food products machinery for processing foods, beverages, & animal & fowl feed.....	11	6105	12/83	383.716	383.775	383.775	385.832	385.832
Industrial food products machinery for processing foods, beverages, & animal & fowl feed.....	11	610501	12/83	383.716	383.775	383.775	385.832	385.832
Other industrial food and feed machinery.....	11	6105012	12/12	144.025	144.025	144.025	145.245	145.245
Machinery for sorting, grading, and cleaning fruits, vegetables, eggs, and for processing meat.....	11	6105013	12/12	159.159	159.159	159.159	159.159	159.159
Parts and attachments for industrial food and feed products machinery.....	11	6105014	12/12	141.065	141.325	141.325	145.078	145.078
Textile machinery and equipment.....	11	62		185.571	185.571	185.571	185.571	185.571
Textile machinery (except parts, attachments, and accessories).....	11	6212	06/86	158.331	158.331	158.331	158.331	158.331
Textile machinery (except parts, attachments, and accessories).....	11	621201	06/86	158.331	158.331	158.331	158.331	158.331
Textile machinery parts and attachments.....	11	6277		202.872	202.872	202.872	202.872	202.872
Textile machinery parts and attachments.....	11	627701	06/86	182.071	182.071	182.071	182.071	182.071
Sawmill and woodworking machinery.....	11	63		309.520	309.139	309.387	309.797	309.376
Sawmill and woodworking machinery.....	11	6306	12/04	208.079	207.824	207.990	208.265	207.983
Sawmill and woodworking machinery, excluding parts and attachments (sold separately).....	11	630602	06/12	179.362	179.102	179.271	179.551	179.264
Parts, attachments, & accessories for sawmill & woodworking machinery.....	11	630603	06/12	164.185	164.185	164.185	164.185	164.185
Paper industries machinery.....	11	64	06/82	278.575	277.858	277.666	277.666	277.666
Paper industries machinery.....	11	6401	06/82	278.575	277.858	277.666	277.666	277.666
Paper industries machinery, excluding parts & attachments (sold separately).....	11	640114	12/03	149.826	149.826	149.826	149.826	149.826
Parts and attachments for paper industries machinery.....	11	640115	12/03	182.739	181.213	180.804	180.804	180.804
Printing trades machinery and equipment.....	11	65		180.069	180.942	180.187	184.500	185.161
Other printing machinery and equipment.....	11	6509	12/82	169.224	170.291	169.369	174.636	175.443
Other printing machinery and equipment, incl. pre-press preparation equipment & plates.....	11	650912	06/09	99.274	100.568	99.450	105.695	106.673
Parts, attachments, & accessories for printing trades machinery.....	11	650913	06/09	121.822	121.822	121.822	122.013	122.013
Other special industry machinery.....	11	66		258.641	258.714	259.241	257.585	257.678
Plastics and rubber working machinery.....	11	6603		230.328	230.328	230.283	230.283	230.283
Plastics working machinery and equipment, excluding patterns and molds, including parts.....	11	66039	09/15	106.532	106.532	106.509	106.509	106.509
Plasticworking machinery (excluding parts).....	11	660391	12/08	111.577	111.577	111.577	111.577	111.577
Parts for plasticworking machinery.....	11	660395	12/08	126.394	126.394	126.231	126.231	126.231
Miscellaneous special industry machinery.....	11	6606		252.832	252.914	253.521	251.639	251.745
Semiconductor manufacturing machinery and parts.....	11	660638	06/87	124.594	124.654	124.653	124.651	124.803
Packing, packaging, and bottling machinery and parts.....	11	67		370.218	370.218	372.018	372.018	372.887
Packing, packaging, and bottling machinery and parts.....	11	6705	06/06	180.916	180.916	181.796	181.796	182.220
Packing, packaging, and bottling machinery, excluding parts.....	11	670501	06/06	174.333	174.333	175.255	175.255	175.073
Parts for packing, packaging, and bottling machinery.....	11	670502	12/83	360.312	360.312	361.595	361.595	366.176
Service industry machinery and parts.....	11	68	06/82	317.657	317.710	317.795	318.109	318.109
Service industry machinery and parts.....	11	6801	06/82	317.657	317.710	317.795	318.109	318.109

See footnotes at end of table.

Table 9. Producer price indexes for commodity and service groupings and individual items, not seasonally adjusted — Continued
 [November 2023, Index base 1982=100, unless otherwise indicated]

Title	Commodity code		Other index base	Unadjusted index ¹				
	Group code	Item code		July 2023	Aug. 2023 ^P	Sept. 2023 ^P	Oct. 2023 ^P	Nov. 2023 ^P
Commercial cooking and food warming equipment (incl. parts).....	11	68013	12/03	230.717	230.717	230.717	230.717	230.717
Commercial cooking equipment incl. ranges, deep-fat fryers, etc. except electric.....	11	680131	12/11	187.456	187.456	187.456	187.456	187.456
Commercial electric cooking equipment, incl. ranges, deep-fat fryers, etc.....	11	680132	12/11	154.442	154.442	154.442	154.442	154.442
Parts and accessories for commercial cooking and food warming equipment.....	11	680133	12/11	147.230	147.230	147.230	147.230	147.230
Other service industry machinery, incl. electronic teaching mach. & auto. maintenance equipment.....	11	68014	05/23	100.103	100.125	100.161	100.292	100.292
Coin-operated machines and mechanisms (incl. parts).....	11	680141	05/18	104.766	104.766	104.766	104.766	104.766
Commercial laundry and drycleaning machinery products (incl. parts)...	11	680143	06/03	198.962	198.962	198.962	199.056	199.056
Commercial and industrial floor & carpet cleaning machines, ex. vacuum cleaners (incl. parts).....	11	680145	09/16	141.934	141.934	141.686	141.686	141.686
Electronic teaching machines, teaching aids, etc., (incl. kits and parts)...	11	680147	09/16	104.281	104.281	104.281	104.281	104.281
All other parts and attachments for service industry equipment.....	11	680148	12/11	135.687	135.687	135.973	136.522	136.522
Other service industry equipment.....	11	680149	09/16	132.655	132.708	132.790	133.070	133.070
Electrical machinery and equipment.....	11	7		134.094	134.361	134.371	134.499	134.740
Wiring devices.....	11	71		366.138	368.198	368.270	369.669	369.506
Current-carrying wiring devices.....	11	7101		264.672	267.785	268.262	269.221	269.084
Current-carrying switches for electrical circuitry (including vehicular switches).....	11	710143	12/99	183.614	183.728	183.374	183.796	183.796
Current-carrying wire connectors for electrical circuitry.....	11	710144	12/99	174.472	179.077	179.143	183.106	182.461
Current-carrying wiring devices n.e.c.....	11	710147	06/06	191.587	193.813	194.540	194.155	194.212
Noncurrent-carrying wiring devices.....	11	7102		498.883	498.346	497.572	499.584	499.404
Noncurrent-carrying electrical conduit and conduit fittings, incl. plastic conduit & fittings.....	11	710216	12/04	255.738	255.287	253.797	256.211	256.211
Other noncurrent-carrying wiring devices and supplies (boxes, covers, bar hangers, etc.).....	11	710217	12/04	207.236	206.956	208.359	208.710	208.082
Porcelain, steatite, and other ceramic electrical products.....	11	710252	12/03	194.150	194.056	193.925	192.983	193.264
Integrating and measuring instruments.....	11	72		183.537	183.875	183.956	185.013	186.015
Test equipment for electrical, radio, & communication circuits & motors...	11	7205	12/83	173.175	173.494	173.570	174.568	175.513
Test equipment for electrical, radio, & communication circuits & motors.....	11	720501		182.466	182.802	182.882	183.934	184.929
Motors, generators, motor generator sets.....	11	73		288.682	291.485	291.723	291.956	291.211
Fractional horsepower motors and generators.....	11	7303	06/83	216.136	216.634	216.634	216.634	216.634
Fractional horsepower motors and generators.....	11	730312	12/99	162.619	162.993	162.993	162.993	162.993
Integral horsepower motors and generators (excluding land transportation types).....	11	7304	06/83	407.349	407.349	407.349	407.349	407.349
Integral horsepower motors and generators (excluding land transportation types).....	11	730405	12/99	283.635	283.635	283.635	283.635	283.635
Parts and supplies for motors and generators.....	11	7309	06/83	314.530	322.994	324.635	324.635	324.590
Parts and supplies for motors and generators.....	11	730901	06/83	314.530	322.994	324.635	324.635	324.590
Other motors and generators.....	11	7311	06/06	156.197	157.937	157.937	158.204	157.357
Other motors and generators.....	11	731101	06/06	156.197	157.937	157.937	158.204	157.357
Prime mover generator sets, except steam & hydraulic turbine.....	11	7311012	12/14	136.706	137.117	137.117	137.117	137.117
Transformers and power regulators.....	11	74		381.942	383.568	383.568	384.173	384.173
Power and distribution transformers, except parts.....	11	7409	12/99	334.153	334.153	334.153	334.153	-
Other transformers and parts for transformers.....	11	7411	12/99	220.554	226.046	226.046	228.088	228.088
Switchgear, switchboard, industrial controls equipment.....	11	75		323.327	324.479	324.871	326.232	329.542
Industrial controls and related parts and accessories.....	11	7507		310.639	310.642	310.643	311.266	311.837
Industrial controls and related parts and accessories.....	11	750799	06/85	295.648	295.651	295.652	296.245	296.789
General-purpose industrial controls.....	11	7507991	06/11	160.088	160.091	160.092	160.323	160.804
Parts for industrial controls and motor-control accessories.....	11	7507992	06/11	142.167	142.167	142.167	143.058	143.058
Specific-purpose industrial controls.....	11	7507993	06/11	134.682	134.682	134.682	134.913	134.917
Switchgear and switchboard apparatus.....	11	7522	06/05	187.767	188.866	189.240	190.299	193.244
Switchgear and switchboard apparatus.....	11	752201	06/05	187.767	188.866	189.240	190.299	193.244
Low voltage panelboards and distribution boards, 1000 volts or less..	11	7522013	12/07	156.525	156.583	156.818	156.818	156.818
Switchgear, except relays and ducts.....	11	752201A	12/07	185.104	186.805	187.329	188.190	191.495
Communications and related equipment and miscellaneous electronic systems & equipment.....	11	76	12/85	131.352	131.431	131.443	131.524	131.908
Telephone and wireline data networking equipment.....	11	7601	12/85	92.036	92.282	92.282	92.282	91.994
Other communications and related equipment, including broadcast and wireless.....	11	7603	06/13	109.354	109.347	109.378	109.576	110.182
Broadcast, studio, and related electronic equipment.....	11	760301	12/85	120.088	119.987	120.377	120.579	119.146
Radio station and wireless communication equipment.....	11	760302	12/85	100.955	100.955	100.955	100.955	101.719
Radio station equipment.....	11	7603022	06/13	116.063	116.063	116.063	116.063	116.063
Other broadcast and wireless communications systems and equipment.....	11	7603023	06/13	113.399	113.399	113.399	113.399	114.418
Intercommunications, alarm and traffic control systems.....	11	760303	12/85	163.287	163.287	163.333	165.178	165.778
Alarm systems, including electric sirens and horns.....	11	7603031	06/08	132.521	132.521	132.521	134.890	134.890

See footnotes at end of table.

Table 9. Producer price indexes for commodity and service groupings and individual items, not seasonally adjusted — Continued
 [November 2023, Index base 1982=100, unless otherwise indicated]

Title	Commodity code		Other index base	Unadjusted index ¹				
	Group code	Item code		July 2023	Aug. 2023 ^P	Sept. 2023 ^P	Oct. 2023 ^P	Nov. 2023 ^P
Intercommunications systems, including inductive paging systems.	11	7603033	06/08	153.405	153.405	154.689	154.689	154.689
Electronic systems and equipment, n.e.c.	11	7605	12/03	148.765	148.762	148.762	148.762	148.762
Electronic systems and equipment, n.e.c.	11	760512	12/03	148.765	148.762	148.762	148.762	148.762
Search, detection, navigation & guidance systems and equipment.	11	7606	06/04	161.491	161.631	161.631	161.631	162.004
Search, detection, navigation & guidance systems and equipment.	11	760613	06/04	161.491	161.631	161.631	161.631	162.004
Electric lamp bulbs, tubes, and components.	11	77		108.485	108.485	108.985	108.985	108.985
Electric lamp bulbs, tubes, and components.	11	7704	12/04	83.703	83.703	84.089	84.089	84.089
Electric lamp bulbs, tubes, and components.	11	770401	12/04	83.703	83.703	84.089	84.089	84.089
Electronic components and accessories.	11	78		67.728	67.865	67.837	67.862	67.919
Relays for electronic circuitry, industrial control overload, and switchgear type.	11	7821		283.411	283.411	283.411	285.450	285.450
Relays for electronic circuitry, industrial control overload, and switchgear type.	11	782119	06/90	210.708	210.708	210.708	212.224	212.224
Switches, mechanical, for electronic circuitry.	11	7822	06/82	257.163	257.163	257.163	257.163	257.163
Switches, mechanical, for electronic circuitry.	11	782299	06/82	257.163	257.163	257.163	257.163	257.163
Connectors for electronic circuitry.	11	7824		253.165	254.381	254.400	257.164	257.192
Connectors for electronic circuitry.	11	782481	12/11	146.235	146.938	146.949	148.545	148.561
Filters, crystals, and transducers.	11	7828	06/82	116.642	116.642	116.642	117.338	119.414
Filters, crystals, and transducers.	11	782890	06/82	116.642	116.642	116.642	117.338	119.414
Crystal, filter, piezoelectric, and other related electronic devices (exc. microwave filters).	11	7828901	06/82	121.188	121.188	121.188	121.911	124.068
Integrated microcircuits.	11	7839	06/05	32.557	32.585	32.526	32.253	32.452
Integrated microcircuits.	11	783911	06/05	32.557	32.585	32.526	32.253	32.452
Other semiconductor and related devices.	11	7847	06/05	77.403	77.819	77.819	78.088	77.419
Other semiconductor devices, including parts (such as chips, wafers and heat sinks).	11	784711	06/05	75.404	75.809	75.809	76.071	75.420
Bare printed circuit boards.	11	7849	12/00	124.346	124.570	124.570	124.570	124.570
Bare printed circuit boards.	11	784901	06/82	130.087	130.322	130.322	130.322	130.322
Electronic coils, transformers, and other inductors.	11	7853	06/82	246.756	246.756	246.756	248.280	250.370
Electronic coils, transformers, and other inductors.	11	785399	06/00	169.391	169.391	169.391	170.438	171.872
Capacitors and resistors for electronic circuitry.	11	7854	12/22	104.363	104.363	104.363	104.363	106.648
Capacitors for electronic circuitry.	11	785411	12/02	196.207	196.207	196.207	196.207	201.330
Microwave components, electron tubes, and other electronic components, n.e.c.	11	7856	06/00	177.379	178.100	178.249	179.197	179.197
Printed circuit assemblies, loaded boards, modules and consumer external modems.	11	7861	06/82	80.789	80.617	80.617	80.621	80.511
Printed circuit assemblies, loaded boards, modules and consumer external modems.	11	786199	06/82	80.789	80.617	80.617	80.621	80.511
Miscellaneous electrical machinery and equipment.	11	79		138.301	138.346	138.333	138.198	138.089
Storage batteries.	11	7901		244.718	244.718	244.718	244.192	244.192
Storage batteries, lead acid type, BCI dimensional group 8D or smaller.	11	790103	12/84	258.944	258.944	258.944	258.067	258.067
Storage batteries, lead acid type, larger than BCI dimensional group 8D.	11	790104	12/84	316.396	316.396	316.396	316.396	316.396
Storage batteries (excluding lead acid), including parts for all storage batteries.	11	790105	12/84	259.130	259.130	259.130	259.130	259.130
Primary batteries.	11	7902		234.798	235.275	235.379	234.938	233.920
Primary batteries.	11	790229	12/03	152.288	152.598	152.665	152.379	151.719
Carbon and graphite products.	11	7903		229.186	229.847	229.507	229.330	228.825
X-ray and electromedical equipment.	11	7905		93.040	93.041	93.041	93.042	93.046
Irradiation equipment.	11	790512	06/85	125.822	125.822	125.822	125.822	125.855
Electromedical equipment, including diagnostic, therapeutic and patient monitoring equipment.	11	790541	06/09	103.299	103.300	103.301	103.302	103.301
Miscellaneous electrical industrial apparatus.	11	7929	12/85	185.459	185.459	185.459	184.237	183.180
Rectifying apparatus.	11	792902	12/85	208.790	208.790	208.790	208.790	208.790
Other electrical equipment for industrial use, except for electronic circuitry.	11	792904	12/03	158.842	158.842	158.842	157.360	156.078
All other electrical equipment and components, except industrial.	11	7939	12/06	133.114	134.303	134.303	134.304	134.305
All other electrical equipment and components, except industrial.	11	793901	12/06	133.114	134.303	134.303	134.304	134.305
Miscellaneous instruments.	11	8		247.884	248.727	248.384	248.902	249.202
Automatic environmental controls for monitoring residential, commercial, and appliance use.	11	81		216.359	216.875	216.875	216.875	216.875
Automatic environmental controls for monitoring residential, commercial, and appliance use.	11	8105	12/03	149.199	149.555	149.555	149.555	149.555
Automatic environmental controls for monitoring residential, commercial, and appliance use.	11	810501	12/03	149.199	149.555	149.555	149.555	149.555
Industrial process control instruments.	11	82	06/83	286.567	287.850	287.941	289.964	290.946
Industrial process control instruments.	11	8201	06/83	286.567	287.850	287.941	289.964	290.946
Industrial process control instruments.	11	820171	12/03	173.556	174.333	174.388	175.614	176.209
Fluid meters and counting devices.	11	84	12/85	249.623	249.589	243.204	243.388	242.707
Fluid meters and counting devices.	11	8401	12/85	249.623	249.589	243.204	243.388	242.707

See footnotes at end of table.

Table 9. Producer price indexes for commodity and service groupings and individual items, not seasonally adjusted — Continued
 [November 2023, Index base 1982=100, unless otherwise indicated]

Title	Commodity code		Other index base	Unadjusted index ¹				
	Group code	Item code		July 2023	Aug. 2023 ^P	Sept. 2023 ^P	Oct. 2023 ^P	Nov. 2023 ^P
Engineering and scientific instruments.....	11	85	12/85	285.258	286.163	286.163	286.163	286.565
Aeronautical, nautical, and navigational instruments.....	11	8501	12/85	320.870	322.109	322.109	322.109	322.489
Aeronautical, nautical, and navigational instruments.....	11	850111	12/85	320.870	322.109	322.109	322.109	322.489
Hospital beds and specialized hospital furniture.....	11	8504	12/11	140.856	140.856	140.856	140.856	141.201
Hospital beds and specialized hospital furniture.....	11	850404	12/11	140.856	140.856	140.856	140.856	141.201
Measuring instruments and lenses.....	11	86	12/85	171.062	171.399	171.781	171.864	171.966
Sighting, tracking, and fire-control equipment, optical type.....	11	8601	12/85	137.818	140.800	140.904	142.544	142.529
Sighting, tracking, and fire-control equipment, optical type.....	11	860111	12/85	137.818	140.800	140.904	142.544	142.529
All other miscellaneous optical instruments and lenses.....	11	8602	12/85	147.353	148.093	148.030	147.964	148.775
All other miscellaneous optical instruments and lenses.....	11	860211	12/85	147.353	148.093	148.030	147.964	148.775
Laboratory analytical instruments.....	11	8603	12/85	182.547	182.493	183.016	182.960	182.909
Laboratory analytical instruments.....	11	860311	12/85	182.547	182.493	183.016	182.960	182.909
Measuring & controlling devices, n.e.c.....	11	89	06/85	197.593	198.974	199.116	199.892	200.319
Aircraft engine instruments.....	11	8901	06/85	187.895	187.895	188.243	188.243	188.243
Aircraft engine instruments.....	11	890199	06/85	187.895	187.895	188.243	188.243	188.243
Nuclear radiation detection & monitoring instruments.....	11	8904	06/85	248.577	248.577	248.577	248.577	248.577
Nuclear radiation detection & monitoring instruments.....	11	890499	06/85	248.577	248.577	248.577	248.577	248.577
Physical properties and kinematic testing equipment.....	11	8905	06/04	135.317	135.620	135.620	135.620	135.648
Physical properties and kinematic testing equipment.....	11	890599	06/04	135.317	135.620	135.620	135.620	135.648
Commercial, geophysical, meteorological, surveying, drafting & general-purpose instruments.....	11	8906	06/04	135.559	138.230	138.456	140.236	141.170
Commercial, geophysical, meteorological & general-purpose instruments.....	11	890699	06/04	135.559	138.230	138.456	140.236	141.170
Miscellaneous machinery.....	11	9		215.490	216.099	216.482	216.357	216.871
Oil field and gas field machinery.....	11	91		250.632	250.632	252.486	252.486	253.408
Oil and gas field drilling, surveying, and cementing machinery (except parts sold separately).....	11	9102		262.037	262.037	264.567	264.567	264.567
Oil and gas field drilling, surveying, and cementing machinery (except parts sold separately).....	11	910201	09/20	111.579	111.579	112.656	112.656	112.656
Oil field and gas field production machinery (except pumps and parts sold separately).....	11	9104		227.928	227.928	229.997	229.997	231.074
Oil field and gas field production machinery (except pumps and parts sold separately).....	11	910456	12/03	187.270	187.270	188.970	188.970	189.854
Parts and attachments for oil and gas field machinery and equipment.....	11	9106	12/10	132.095	132.095	132.095	132.095	133.528
Parts and attachments for oil and gas field drilling machinery and equipment.....	11	910602	12/10	132.857	—	—	—	—
Parts and attachments for oil and gas field production machinery and equipment.....	11	910604	12/10	131.985	131.985	131.985	131.985	135.726
Mining machinery and equipment.....	11	92		421.885	424.365	425.844	426.539	434.688
Mining machinery and equipment (except parts sold separately).....	11	9207	09/19	142.105	143.198	143.850	144.154	147.536
Underground mining machinery (except parts sold separately).....	11	920701	12/03	296.626	296.626	297.104	297.104	—
Crushing, pulverizing, & screening machinery (except parts sold separately).....	11	920702	12/03	249.314	249.314	249.314	249.314	266.064
Drills and other mining machinery (except parts sold separately).....	11	920703	12/03	245.316	251.401	254.552	256.247	—
Mineral processing & beneficiation machinery (except parts sold separately).....	11	920704	12/03	271.467	271.467	271.467	271.467	294.685
Parts and attachments for mining machinery and equipment (sold separately).....	11	9253		338.220	338.220	338.220	338.220	339.720
Parts and attachments for mining machinery and equipment (sold separately).....	11	925303	12/03	243.623	243.623	243.623	243.623	244.703
Internal combustion engines.....	11	94		198.669	198.689	198.829	198.716	198.851
Diesel, semidiesel, and dual-fuel engines (except automotive).....	11	9407	12/82	225.271	225.271	225.271	225.271	—
Diesel, semidiesel, and dual-fuel engines (except automotive).....	11	940725	12/00	172.750	172.750	172.750	172.750	—
Diesel, semidiesel, and dual-fuel engines for automobiles, trucks, and buses.....	11	9408	12/82	167.190	167.190	167.190	167.188	167.194
Diesel, semidiesel, and dual-fuel engines for automobiles, trucks, and buses.....	11	940811	12/82	167.190	167.190	167.190	167.188	167.194
Parts & accessories for internal combustion engines, ex. aircraft & gasoline automotive engines.....	11	9413		246.194	246.194	247.217	247.171	247.296
Parts & accessories for internal combustion engines, ex. aircraft & gasoline automotive engines.....	11	941301		246.194	246.194	247.217	247.171	247.296
Machine shop products.....	11	95		222.192	222.293	222.293	221.755	221.755
Machine shop products.....	11	9505	06/84	201.287	201.378	201.378	200.892	200.892
Machine shop job work and job order repairs.....	11	950501	06/84	201.287	201.378	201.378	200.892	200.892
Turbines and turbine generator sets.....	11	97	06/87	263.617	269.529	270.672	271.929	273.659
Turbines and turbine generator sets (excluding parts).....	11	9701	06/87	263.617	269.529	270.672	271.929	273.659
Steam, gas, and other turbines and turbine generators.....	11	970103	06/11	110.071	111.632	111.994	112.466	113.389
Parts & accessories for turbines, turbine generators, and turbine generator sets.....	11	98	09/15	121.201	121.201	121.201	121.201	121.201
Parts & accessories for turbines, turbine generators, and turbine generator sets.....	11	9801	09/15	121.201	121.201	121.201	121.201	121.201

See footnotes at end of table.

Table 9. Producer price indexes for commodity and service groupings and individual items, not seasonally adjusted — Continued
 [November 2023, Index base 1982=100, unless otherwise indicated]

Title	Commodity code		Other index base	Unadjusted index ¹				
	Group code	Item code		July 2023	Aug. 2023 ^P	Sept. 2023 ^P	Oct. 2023 ^P	Nov. 2023 ^P
Parts & accessories for turbines, turbine generators, and turbine generator sets.....	11	980101	09/15	121.201	121.201	121.201	121.201	121.201
Furniture and household durables.....	12	—		218.436	218.619	219.305	218.607	219.311
Household furniture.....	12	1		274.744	274.729	274.184	270.861	270.584
Metal household furniture.....	12	11		215.093	215.220	214.837	214.393	214.649
Metal household furniture.....	12	1101		215.093	215.220	214.837	214.393	214.649
Metal household dining room and kitchen furniture.....	12	110102	06/84	264.524	265.460	262.651	259.406	261.278
Other metal household furniture.....	12	110104	06/84	191.013	191.013	191.013	191.013	191.013
Metal household furniture, beds, nonupholstered.....	12	1101041	12/11	133.150	133.150	133.150	133.150	133.150
Wood household furniture (nonupholstered).....	12	12		323.331	323.509	323.509	311.677	311.677
Wood household furniture (nonupholstered).....	12	1206	12/22	106.983	107.042	107.042	103.127	103.127
Wood living room furniture (nonupholstered).....	12	120602	12/04	166.838	166.838	166.838	166.838	166.838
Wood dining room, outdoor, and ready-to-assemble furniture (nonupholstered).....	12	120603	12/22	109.326	109.493	109.493	103.219	103.219
Wood bedroom furniture, including infants' and children's, (nonupholstered).....	12	120605	12/04	163.629	163.629	163.629	163.395	163.395
Upholstered household furniture.....	12	13		261.137	261.357	261.158	256.549	256.196
Upholstered household furniture.....	12	1301		261.137	261.357	261.158	256.549	256.196
Dual purpose sleep furniture, incl. convertible sofa.....	12	130123	06/83	218.531	218.531	218.445	219.624	219.624
Upholstered household furniture.....	12	130141	06/05	166.069	166.240	166.100	162.333	162.060
Upholstered household davenports, sofas, loveseats, and settees.....	12	1301411	12/11	144.969	144.969	144.830	140.407	140.053
Upholstered household sectional sofa pieces.....	12	1301412	12/11	136.258	136.670	136.549	134.696	134.554
Upholstered household rocking chairs, including swivel rockers.....	12	1301413	12/11	142.639	142.639	142.446	142.446	142.446
Other upholstered household furniture, including custom.....	12	1301415	12/11	156.711	157.098	156.994	156.994	156.994
Bedding.....	12	14		236.309	235.860	234.639	234.977	234.617
Bedding.....	12	1401		236.309	235.860	234.639	234.977	234.617
Innerspring mattresses, excluding crib size.....	12	140104	12/95	214.819	216.566	214.520	214.520	213.608
Mattress foundations.....	12	140107	12/11	138.998	139.021	136.859	137.406	137.406
Mattresses, other types, including crib, foam, waterbed mattresses and mattress inserts.....	12	140114	06/83	253.369	253.547	253.547	253.547	253.547
Sleep system ensembles and mattresses, excluding conventional waterbeds.....	12	140122	12/95	162.620	140.114	140.114	140.114	140.114
Mattress and foundation sets.....	12	140134	12/03	141.624	141.624	141.208	141.703	141.703
Metal porch, lawn, outdoor & casual furniture.....	12	15		361.973	361.973	361.973	365.067	365.067
Porch and lawn furniture.....	12	1501		361.973	361.973	361.973	365.067	365.067
Metal porch, lawn, outdoor & casual furniture.....	12	150112	06/84	360.030	360.030	360.030	363.108	363.108
Nonupholstered household furniture, except wood and metal.....	12	16	12/85	148.071	148.071	148.071	148.071	—
Nonupholstered household furniture, except wood and metal.....	12	1601	12/85	148.071	148.071	148.071	148.071	—
Nonupholstered household furniture, except wood and metal.....	12	160101	12/85	148.071	148.071	148.071	148.071	—
Commercial furniture.....	12	2		310.951	309.907	310.394	310.768	312.383
Wood office furniture and store fixtures.....	12	21		301.413	301.180	300.909	300.655	300.666
Wood office furniture and store fixtures.....	12	2101		301.413	301.180	300.909	300.655	300.666
Wood office seating, including upholstered.....	12	210112	06/85	260.760	260.760	260.760	260.760	260.760
Wood office desks and extensions.....	12	210113	06/85	329.383	329.383	329.383	329.383	329.383
Wood office files, storage units, and tables.....	12	210114	06/85	287.146	287.146	287.146	287.146	287.146
Wood office furniture, other types (incl. panel/desking systems).....	12	210116	06/85	230.105	230.105	230.105	230.105	230.105
Fixtures for stores, banks and offices.....	12	210161	12/83	299.650	299.375	299.055	298.755	298.768
Custom architectural woodwork, millwork, and fixtures.....	12	2101611	06/08	149.593	149.791	149.791	151.554	151.554
Wood lockers, partitions, and shelving (except custom).....	12	2101612	06/08	160.242	157.979	155.760	157.296	154.996
Wood furniture dimensions and nonwood furniture parts and frames..	12	2101615	12/11	210.533	206.350	204.853	—	207.272
Nonwood furniture and store fixtures.....	12	22		304.677	302.594	303.425	304.314	306.701
Nonwood commercial storage units, files, and tables.....	12	2202		315.037	315.756	313.813	312.094	311.353
Nonwood commercial storage units, files, and tables.....	12	220202	06/95	226.282	226.799	225.403	224.168	223.636
Nonwood commercial furniture.....	12	2203		311.770	310.069	309.608	310.737	308.319
Nonwood commercial desks and extensions.....	12	220321		373.242	373.242	373.169	372.766	372.766
Nonwood office seating.....	12	220325		238.913	238.913	238.913	238.913	238.913
Nonwood office furniture panel systems, and other nonwood office furniture.....	12	220326	06/95	227.472	225.002	224.342	226.028	222.518
Nonwood partitions and fixtures.....	12	2204	12/83	279.022	275.743	278.758	280.198	288.428
Storage racks and accessories, except wood.....	12	220407	12/83	259.415	246.549	246.271	246.271	246.271
Fixtures (bank, office, and store) except wood.....	12	220409	12/83	284.856	284.856	293.899	302.154	323.028
Public building furniture.....	12	23	12/84	316.407	316.845	319.305	319.778	325.660
Public building furniture.....	12	2301	12/84	316.407	316.845	319.305	319.778	325.660
School furniture (except stone and concrete), excluding library furniture.....	12	230101	12/84	374.656	376.188	384.574	386.230	387.956
Public building and related furniture, excluding school & restaurant furniture.....	12	230102	12/84	305.294	305.294	305.390	305.390	313.247

See footnotes at end of table.

Table 9. Producer price indexes for commodity and service groupings and individual items, not seasonally adjusted — Continued
 [November 2023, Index base 1982=100, unless otherwise indicated]

Title	Commodity code		Other index base	Unadjusted index ¹				
	Group code	Item code		July 2023	Aug. 2023 ^P	Sept. 2023 ^P	Oct. 2023 ^P	Nov. 2023 ^P
Commercial furniture and fixtures, n.e.c.....	12	24	12/85	287.283	286.829	287.016	287.448	287.837
Commercial furniture and fixtures, n.e.c.....	12	2401	12/85	287.283	286.829	287.016	287.448	287.837
Bar, bowling center, cafeteria, and restaurant furniture.....	12	240104	12/10	176.658	176.573	177.448	177.448	177.448
Other commercial and institutional furniture and fixtures, n.e.c.....	12	240108	12/10	165.255	164.907	164.677	165.043	165.374
Floor coverings.....	12	3		211.345	213.494	216.843	214.861	214.861
Carpets and rugs.....	12	31		205.111	207.550	211.349	209.100	209.100
Carpet and rugs.....	12	3101		208.275	210.752	214.610	212.326	212.326
Carpet and rugs.....	12	310101		208.275	210.752	214.610	212.326	212.326
Resilient floor coverings.....	12	32		262.289	262.289	262.289	262.289	262.289
Resilient floor coverings.....	12	3201		262.289	262.289	262.289	262.289	262.289
Resilient floor coverings.....	12	320170	12/11	117.936	117.936	117.936	117.936	117.936
Household appliances.....	12	4		149.004	150.069	150.022	150.118	151.322
Major appliances.....	12	41		143.676	144.854	144.833	144.944	146.233
Household cooking appliances.....	12	4101		155.161	158.490	158.932	159.135	160.965
Electric household ranges, ovens (including microwave), surface cooking units, and equipment.....	12	410105	12/02	154.695	156.080	155.465	156.206	157.968
Gas household ranges, ovens, surface cooking units and equipment.....	12	410139	12/02	145.285	148.130	148.542	148.148	151.744
Other household ranges and cooking equipment, including outdoor equipment.....	12	410169	12/02	191.085	198.068	200.004	200.269	200.269
Household refrigeration equipment.....	12	4103		121.641	120.908	120.759	120.544	121.976
Household refrigerators, including refrigerator-freezer combinations.....	12	410329	12/02	131.107	130.414	130.315	129.905	131.459
Other major household appliances including room air-conditioners.....	12	4104		175.937	176.192	175.252	175.553	177.220
Room air-conditioners.....	12	410445		233.361	233.361	233.361	233.361	233.361
Household vacuum cleaners, including parts and attachments.....	12	43		128.517	129.615	128.715	129.030	129.825
Household vacuum cleaners and other floor care machines (including parts and attachments).....	12	4301		120.565	121.595	120.750	121.046	121.792
Household vacuum cleaners and other floor care machines (including parts and attachments).....	12	430114	06/07	131.522	132.645	131.724	132.047	132.860
Electric housewares and fans.....	12	44		146.545	146.551	146.559	146.448	146.959
Parts and attachments for small electric household appliances, including fan parts.....	12	4403	12/82	197.705	197.435	197.435	197.435	197.435
Parts and attachments for small electric household appliances, including fan parts.....	12	440311	12/82	197.705	197.435	197.435	197.435	197.435
Small electric household appliances, including fans.....	12	4404	05/21	116.869	116.875	116.881	116.792	117.201
Small electric household appliances, including fans.....	12	440401	05/21	116.869	116.875	116.881	116.792	117.201
Portable residential lighting fixtures, including parts and accessories.....	12	45		296.653	296.656	296.660	296.663	296.622
Portable residential lighting fixtures, including parts and accessories.....	12	4501		296.653	296.656	296.660	296.663	296.622
Portable residential lighting fixtures, including parts and accessories.....	12	450135	06/98	199.944	199.946	199.948	199.950	199.923
Home electronic equipment.....	12	5		62.278	62.278	62.278	62.278	62.373
Speakers and commercial sound equipment.....	12	57	12/03	137.664	137.664	137.664	137.664	138.110
Speakers and commercial sound equipment.....	12	5707	12/03	137.664	137.664	137.664	137.664	138.110
Speakers and commercial sound equipment.....	12	570708	12/03	137.664	137.664	137.664	137.664	138.110
Other home electronic equipment.....	12	58	06/04	114.837	114.837	114.837	114.837	114.837
Other home electronic equipment, including television receivers and automotive A/V equipment.....	12	5803	01/17	119.037	119.037	119.037	119.037	119.037
All other consumer audio and video equipment, excluding TV receivers and automotive A/V equip.....	12	580301	06/04	105.704	105.704	105.704	105.704	105.704
Other household durable goods.....	12	6		242.142	241.126	244.263	244.314	244.594
Vitreous china, fine earthenware, and other pottery products.....	12	61		328.166	328.166	328.166	328.166	328.166
Vitreous china, porcelain, and earthenware table and kitchenware and other pottery products.....	12	6101		328.119	328.119	328.119	328.119	328.119
Vitreous china, porcelain, and earthenware (semivitreous) table and kitchenware.....	12	610104	06/08	136.610	136.610	136.610	136.610	136.610
All other pottery products (including china decorated for the trade).....	12	610105	06/08	164.126	164.126	164.126	164.126	164.126
Mirrors (decorated and undecorated).....	12	65		214.318	208.269	224.934	222.184	223.641
Mirrors (decorated and undecorated), made from purchased glass.....	12	6501		214.318	208.269	224.934	222.184	223.641
Mirrors (decorated and undecorated), made from purchased glass.....	12	650104	12/04	138.054	134.158	144.893	143.121	144.060
Lawn/garden equipment.....	12	66		179.482	179.676	179.716	180.616	180.630
Parts and attachments for consumer lawn, garden, and snow equipment.....	12	6605	12/82	230.606	231.241	231.241	234.029	232.607
Parts and attachments for consumer lawn, garden, and snow equipment.....	12	660503	06/03	155.811	156.240	156.240	158.124	157.163
Consumer lawn, garden, and snow equipment.....	12	6607	05/18	119.644	119.751	119.781	120.289	120.380
Consumer lawn, garden, and snow equipment.....	12	660701	05/18	119.644	119.751	119.781	120.289	120.380
Consumer riding lawn, garden, and snow equipment.....	12	6607011	06/03	133.429	133.430	133.494	134.589	134.589
Consumer nonriding lawn, garden, and snow equipment.....	12	6607012	06/03	129.202	129.442	129.442	129.442	129.645

See footnotes at end of table.

Table 9. Producer price indexes for commodity and service groupings and individual items, not seasonally adjusted — Continued
 [November 2023, Index base 1982=100, unless otherwise indicated]

Title	Commodity code		Other index base	Unadjusted index ¹				
	Group code	Item code		July 2023	Aug. 2023 ^P	Sept. 2023 ^P	Oct. 2023 ^P	Nov. 2023 ^P
Cutlery, flatware (except precious), razors and razor blades.	12	67		275.732	275.732	275.732	275.398	275.398
Cutlery, flatware (except precious), razors and razor blades.	12	6701		275.732	275.732	275.732	275.398	275.398
Cutlery, scissors, shears, trimmers, and snips.	12	670141	12/83	286.949	286.949	286.949	286.171	286.171
Metal kitchen utensil, pots, and pans.	12	68		308.923	308.923	308.923	309.719	309.719
Metal kitchen utensil, pots, and pans.	12	6801		308.923	308.923	308.923	309.719	309.719
Stamped and spun kitchen utensils, aluminum.	12	680101		291.971	291.971	291.971	291.971	291.971
Window shades, blinds, and accessories.	12	69	06/84	295.876	295.875	295.875	295.882	295.882
Window shades, blinds, and accessories.	12	6901	06/84	295.876	295.875	295.875	295.882	295.882
Window shades and window shade accessories and rollers.	12	690101	06/84	360.539	360.539	360.539	360.551	360.551
Other shades and blinds, including curtain and drapery fixtures, poles, & rods.	12	690103	06/84	223.841	223.841	223.841	223.841	223.841
Nonmetallic mineral products.	13	—		328.964	329.988	331.040	331.381	331.736
Glass.	13	1		182.692	181.468	182.051	182.200	182.257
Flat glass.	13	11		170.914	169.498	170.039	170.363	170.437
Specialty glass.	13	1107		206.745	204.873	206.569	206.926	207.094
Specialty glass.	13	110703	06/11	150.738	149.373	150.610	150.870	150.992
Other glass products, made by flat glass producers.	13	1107034	06/11	161.713	161.713	161.713	161.713	161.713
Flat glass (float, sheet, and plate process).	13	1108	12/22	93.138	92.630	91.216	91.448	—
Flat glass (float, sheet, and plate process).	13	110811	12/22	93.138	92.630	91.216	91.448	—
Other finished glassware.	13	13	06/83	198.951	198.779	199.432	198.803	198.780
Pressed and blown glassware.	13	1301	06/83	202.115	201.940	202.604	201.964	201.941
Machine-made pressed & blown table, kitchen, art, & novelty glassware.	13	130116	12/11	154.633	154.632	154.632	154.632	154.632
All other machine-made pressed and blown glassware.	13	130117	12/11	125.268	125.024	125.952	125.058	125.025
Handmade pressed and blown glassware.	13	130118	12/11	129.521	129.521	129.521	129.521	129.521
Concrete ingredients and related products.	13	2		404.613	407.840	408.781	408.145	408.120
Construction sand, gravel, and crushed stone.	13	21		457.388	462.007	462.378	462.224	462.184
Construction sand, gravel and crushed stone.	13	2101		457.388	462.007	462.378	462.224	462.184
Construction sand and gravel (run of pit/bank, washed, screened, etc.).	13	210120	12/11	171.479	172.782	172.873	172.692	172.952
Construction sand and gravel, Northeast.	13	2101201	12/12	179.548	179.548	179.548	179.548	179.548
Construction sand and gravel, Midwest.	13	2101202	12/12	186.312	187.767	187.804	187.156	187.950
Construction sand and gravel, West.	13	2101204	12/12	175.581	178.033	178.243	178.185	178.356
Crushed and broken stone.	13	210121		451.003	456.076	456.502	456.499	456.126
Crushed and broken limestone.	13	2101212	12/11	176.857	178.212	178.605	178.604	178.382
Crushed and broken granite.	13	2101213	12/11	164.461	164.892	164.408	164.408	164.408
Bituminous limestone, sandstone, & other crushed & broken stone.	13	2101219	12/11	150.717	156.044	156.044	156.044	156.044
Cement, hydraulic.	13	22		334.493	335.313	337.407	335.809	335.809
Cement, hydraulic.	13	2201		334.493	335.313	337.407	335.809	335.809
Cement, hydraulic.	13	220161	06/89	327.372	328.174	330.224	328.660	328.660
Concrete products.	13	3		366.509	369.345	372.505	373.431	374.174
Concrete block and brick.	13	31		359.399	361.159	359.949	364.280	364.280
Structural concrete block.	13	3111		376.957	379.479	375.174	384.139	384.139
Structural concrete block.	13	311135	12/87	307.640	309.698	306.185	313.501	313.501
Structural concrete block, lightweight units (weighing less than 105 lb/cubic ft.) (dry weight).	13	3111351	12/11	165.950	166.833	166.833	167.400	167.400
Structural concrete block, mediumweight units (weighing 105 - 124 lb/cubic ft.) (dry weight).	13	3111352	12/11	172.368	172.368	172.866	176.481	176.481
Structural concrete block, normalweight units (weighing 125 lb or more/cubic ft.) (dry weight).	13	3111353	12/11	158.112	159.845	155.262	162.411	162.411
Decorative concrete block.	13	3121		313.081	317.495	317.495	321.963	321.963
Decorative concrete block (including screen, split, slump, shadowal block, etc.).	13	312101		313.081	317.495	317.495	321.963	321.963
Concrete brick.	13	3131		325.989	325.989	325.989	325.989	325.989
Concrete brick.	13	313101		325.989	325.989	325.989	325.989	325.989
Concrete pavers.	13	3141		302.985	302.985	302.985	304.745	304.745
Concrete pavers (including grid, interlocking, etc.).	13	314101		302.985	302.985	302.985	304.745	304.745
Concrete pipe.	13	32		351.161	344.461	354.265	356.025	356.348
Concrete pipe.	13	3201		351.161	344.461	354.265	356.025	356.348
Concrete pipe.	13	320108	12/86	306.645	300.795	309.356	310.893	311.175
Concrete storm sewer pipe.	13	3201082	12/11	208.648	207.343	222.781	224.939	225.183
Concrete pipe, except concrete culvert and storm sewer pipe.	13	3201083	12/11	156.757	156.757	156.757	156.757	156.757
Ready-mix concrete.	13	33		363.262	367.558	371.468	372.128	372.823
Ready-mix concrete.	13	3301		363.262	367.558	371.468	372.128	372.823
Ready-mix concrete.	13	330101		363.262	367.558	371.468	372.128	372.823
Northeast region ready-mix concrete.	13	330101A	12/12	164.998	169.269	169.824	169.824	168.778
Midwest region ready-mix concrete.	13	330101B	12/12	164.724	170.219	172.094	170.573	169.487

See footnotes at end of table.

Table 9. Producer price indexes for commodity and service groupings and individual items, not seasonally adjusted — Continued
 [November 2023, Index base 1982=100, unless otherwise indicated]

Title	Commodity code		Other index base	Unadjusted index ¹				
	Group code	Item code		July 2023	Aug. 2023 ^P	Sept. 2023 ^P	Oct. 2023 ^P	Nov. 2023 ^P
South region ready-mix concrete.....	13	330101C	12/12	163.269	164.200	167.188	168.282	169.169
West region ready-mix concrete.....	13	330101D	12/12	175.407	174.992	175.178	175.917	177.113
Precast concrete products.....	13	34		383.701	384.674	387.059	387.179	387.350
Precast concrete products.....	13	3401		383.701	384.674	387.059	387.179	387.350
Precast concrete products.....	13	340106	12/86	338.505	339.363	341.467	341.573	341.724
Precast concrete slabs and tile, roof and floor units.....	13	3401061	12/11	168.295	168.295	168.295	168.295	168.295
Precast concrete architectural wall panels.....	13	3401062	12/11	183.234	183.631	187.806	187.806	187.183
Burial vaults and boxes, precast concrete.....	13	3401063	12/11	161.218	161.218	161.218	162.476	162.476
Precast concrete products (excl burial vaults and boxes, slabs and tile, and arch. wall panels).....	13	3401064	12/11	174.193	174.725	175.478	175.448	175.661
Prestressed concrete products.....	13	35		354.286	355.853	355.853	356.262	362.445
Prestressed concrete products.....	13	3501		354.286	355.853	355.853	356.262	362.445
Prestressed concrete products.....	13	350107	12/86	361.548	363.147	363.147	363.564	369.874
Prestressed concrete bridge beams and solid and hollow cored slabs and panels.....	13	3501071	12/07	245.166	243.934	243.934	244.461	241.974
Prestressed concrete bridge beams.....	13	35010711	12/07	203.673	202.819	202.819	203.436	200.524
Prestressed concrete solid and hollow cored slabs and panels.....	13	35010712	12/07	287.344	285.314	285.314	285.314	285.314
Prestressed concrete products (excl bridge beams and solid and hollow cored slabs and panels).....	13	3501072	12/07	130.205	132.206	132.206	132.206	138.641
Clay construction products ex. refractories.....	13	4		231.125	231.180	232.110	232.284	233.468
Brick and structural clay tile.....	13	42	12/84	253.548	253.671	253.690	254.081	254.081
Building or common brick.....	13	4201	12/84	250.360	250.483	250.483	250.874	250.874
Building or common brick.....	13	420101	12/84	250.360	250.483	250.483	250.874	250.874
Glazed brick and other brick (paving, floor, and sewer).....	13	4202	12/84	297.638	297.638	299.482	299.482	299.482
Glazed brick and other brick (paving, floor, and sewer).....	13	420201	12/84	297.638	297.638	299.482	299.482	299.482
Clay floor and wall tile, glazed and unglazed.....	13	44		140.489	140.489	141.724	141.724	143.282
Clay floor and wall tile, glazed and unglazed (including quarry tile and ceramic mosaic tile).....	13	4401		140.489	140.489	141.724	141.724	143.282
Clay floor and wall tile, glazed and unglazed (including quarry tile and ceramic mosaic tile).....	13	440131		140.490	140.490	141.725	141.725	143.283
Structural clay products, n.e.c.....	13	45		353.091	353.091	353.091	353.091	353.637
Structural clay products, n.e.c.....	13	4501		353.091	353.091	353.091	353.091	353.637
All other structural clay products, excluding clay refractories.....	13	450199	12/85	303.361	303.361	303.361	303.361	303.933
Refractories.....	13	5		346.583	346.403	347.655	346.621	346.283
Clay refractories.....	13	52		389.605	389.605	389.605	389.605	389.605
Clay refractories.....	13	5201		389.605	389.605	389.605	389.605	389.605
Clay refractories.....	13	520181	12/04	218.832	218.832	218.832	218.832	218.832
Nonclay refractories.....	13	53		312.557	311.942	316.227	312.691	311.534
Nonclay refractories (excluding dead-burned magnesia).....	13	5301		312.557	311.942	316.227	312.691	311.534
Nonclay refractories (excluding dead-burned magnesia).....	13	530112	12/04	205.020	204.616	207.427	205.108	204.349
Asphalt felts and coatings.....	13	6		339.684	336.405	338.391	340.448	339.573
Prepared asphalt and tar roofing and siding products.....	13	61		346.727	342.736	345.260	347.748	346.581
Prepared asphalt and tar roofing and siding products.....	13	6101		346.727	342.736	345.260	347.748	346.581
Prepared asphalt and tar roofing and siding products.....	13	610131	12/03	315.321	311.692	313.987	316.250	315.188
Asphalt smooth-surfaced roll roofing and cap sheets, organic and fiberglass base.....	13	6101311	12/12	158.227	158.597	154.481	154.608	159.412
Asphalt mineral-surfaced roll roofing and cap sheets, organic and fiberglass base.....	13	6101312	12/11	175.486	175.174	175.174	175.174	175.203
Other prepared asphalt and tar products for roofing and siding.....	13	6101317	12/11	129.791	129.879	130.252	129.502	129.526
Roofing asphalts, pitches, coatings, and cement.....	13	62		265.317	265.317	264.891	264.945	265.360
Roofing asphalts, pitches, coatings, and cement.....	13	6201		265.317	265.317	264.891	264.945	265.360
Roofing asphalts, pitches, coatings, and cement.....	13	620121	06/84	251.313	251.313	250.910	250.961	251.354
Gypsum products.....	13	7		459.008	458.050	455.939	455.872	455.872
Gypsum products.....	13	71		459.008	458.050	455.939	455.872	455.872
Gypsum products.....	13	7101		459.008	458.050	455.939	455.872	455.872
Gypsum building materials.....	13	710102	12/93	351.823	350.944	349.007	348.945	348.945
Other gypsum products.....	13	710116	12/99	245.245	245.245	245.245	245.245	245.245
Glass containers.....	13	8		280.402	281.587	275.601	275.696	273.675
Glass containers.....	13	81		280.402	281.587	275.601	275.696	273.675
Glass containers (including value of packaging).....	13	8101		280.402	281.587	275.601	275.696	273.675
Glass containers (including value of packaging).....	13	810104	06/95	214.457	215.363	210.785	210.858	209.312
Other nonmetallic minerals.....	13	9		316.450	317.439	317.579	317.615	318.621
Insulation materials.....	13	92		269.220	267.778	267.037	266.348	266.138
Mineral wool for thermal and acoustical envelope insulation.....	13	9201		262.287	259.930	258.495	257.721	257.504

See footnotes at end of table.

Table 9. Producer price indexes for commodity and service groupings and individual items, not seasonally adjusted — Continued
 [November 2023, Index base 1982=100, unless otherwise indicated]

Title	Commodity code		Other index base	Unadjusted index ¹				
	Group code	Item code		July 2023	Aug. 2023 ^P	Sept. 2023 ^P	Oct. 2023 ^P	Nov. 2023 ^P
Mineral wool for thermal and acoustical envelope insulation.	13	920105	06/07	199.857	198.061	196.968	196.378	196.213
Mineral wool for industrial, equipment, and appliance insulation.	13	9202		235.494	235.481	235.766	235.299	235.132
Mineral wool for industrial, equipment, and appliance insulation.	13	920201		235.494	235.481	235.766	235.299	235.132
Paving mixtures and blocks.	13	94		385.795	388.491	389.553	390.478	391.787
Paving mixtures and blocks.	13	9401		385.795	388.491	389.553	390.478	391.787
Paving mixtures and blocks.	13	940113	12/03	272.181	274.083	274.832	275.485	276.408
Emulsified asphalt, including liquid additives.	13	940113A	12/09	154.451	155.652	156.581	156.810	157.160
Other liquid asphalt and tar paving materials, including cut-backs.	13	940113B	12/09	184.811	185.459	186.020	186.020	185.668
Asphalt and tar paving mixtures (excluding liquid).	13	940113C	12/09	137.176	137.589	137.394	137.949	138.734
Cut stone and stone products.	13	95	12/84	236.165	236.165	235.003	236.014	236.014
Cut stone and stone products.	13	9501	12/84	236.165	236.165	235.003	236.014	236.014
Dressed dimension granite (including gneiss, syenite, diorite, and cut granite).	13	950111	12/84	231.946	231.946	229.937	231.684	231.684
Dressed dimension limestone (including dolomite, travertine, calcareous, tufa, & cut limestone).	13	950121	12/84	208.310	208.310	208.310	208.310	208.310
Dressed dimension marble and other stone.	13	950151	12/04	158.953	158.953	158.953	158.953	158.953
Gaskets, packing, and sealing devices.	13	98	12/85	243.662	243.712	243.847	243.848	244.577
Gaskets and gasketing material.	13	9801	12/85	265.906	265.998	266.068	266.068	267.395
Nonmetallic gaskets and gasketing.	13	980111	12/90	237.190	237.337	237.449	237.449	239.574
Metallic gaskets and machined seals.	13	980112	12/90	211.037	211.037	211.037	211.037	211.037
Packing and sealing.	13	9802	12/85	229.166	229.166	229.391	229.395	229.395
Compression packing.	13	980211	12/90	259.095	259.095	259.095	259.095	—
Molded packing and sealing devices.	13	980212	12/90	198.125	198.125	198.125	198.132	198.133
Rotary oil seals.	13	980214	12/90	186.365	186.365	187.275	187.275	187.275
Nonmetallic minerals and products, n.e.c.	13	99	06/82	302.665	304.448	304.934	303.915	305.987
Clay and stone mining and quarrying.	13	9902	06/84	313.214	316.423	317.304	315.471	319.198
Ground or treated minerals and earths.	13	990209	06/85	302.040	305.234	306.286	306.076	306.076
Treated lightweight aggregate and crushed slag, minerals and earths.	13	9902094	12/14	157.176	157.615	158.930	158.930	158.930
Other minerals and earths, treated.	13	9902096	12/14	89.574	91.516	91.497	91.352	91.352
Dimension stone mining and quarrying.	13	990211	06/85	336.271	336.271	336.271	336.271	336.271
Clay, excluding kaolin and ball clay.	13	990214	06/90	233.011	232.753	232.989	233.843	235.777
Bentonite.	13	990214C	12/07	158.606	158.606	158.606	160.919	161.722
All other nonmetallic minerals, including talc and gypsum.	13	990299	06/85	368.269	378.506	379.821	363.621	393.038
All other nonmetallic mineral products.	13	9903	12/85	237.552	237.552	237.543	237.543	237.543
Other nonmetallic mineral products.	13	990319	12/11	115.650	115.650	115.642	115.642	115.642
Transportation equipment.	14	—		203.668	203.690	203.805	204.587	204.879
Motor vehicles and equipment.	14	1		169.205	169.175	169.247	170.172	170.417
Motor vehicles.	14	11		170.724	170.588	170.581	172.338	172.730
Passenger cars and chassis.	14	1101		139.769	139.861	139.861	142.526	142.484
Passenger cars and chassis.	14	110131	06/82	139.483	139.575	139.575	142.234	142.192
Motorcycles, including three-wheel motorbikes, motorscooters, mopeds, and parts.	14	1104		203.952	203.952	203.952	203.953	203.953
Motorcycles, including three-wheel motorbikes, motorscooters, mopeds, and parts.	14	110401		219.667	219.667	219.667	219.667	219.667
Trucks, truck tractors, & bus chassis 14,000 lb or less, incl. minivans & suvs.	14	1105		198.763	198.514	198.503	200.459	201.087
Trucks, truck tractors, & bus chassis 14,000 lb or less, incl. minivans & suvs.	14	110571	12/82	191.240	191.001	190.990	192.872	193.476
Trucks, over 14,000 lbs GVW.	14	1106		247.674	247.684	247.694	247.770	247.905
Trucks, over 14,000 lbs GVW.	14	110684	12/05	149.513	149.520	149.526	149.572	149.653
Truck, truck tractors, and bus chassis (chassis of own manufacture) 14,001 to 33,000 lbs.	14	1106841	06/11	120.781	120.781	120.781	120.783	121.097
Buses, including military and firefighting vehicles (chassis of own manufacture).	14	1106843	06/11	145.820	145.836	145.852	145.973	145.983
Motor vehicles parts.	14	12		141.215	141.257	141.406	141.545	141.663
Motor vehicles parts.	14	1205	12/03	126.544	126.581	126.715	126.840	126.945
Gasoline engines and engine parts, excl. carburetors, pistons, and valves.	14	120501	12/03	133.450	133.855	134.205	134.361	134.354
Motor vehicle steering and suspension parts.	14	120502	12/03	111.663	111.663	111.663	112.939	112.939
Motor vehicle transmission and power train.	14	120503	12/03	122.997	123.042	123.154	123.756	123.785
Motor vehicle drive train components, except wheels and brakes, new.	14	1205031	12/11	113.743	113.787	113.766	114.351	114.380
Motor vehicle transmissions except auxiliary and parts, new.	14	12050310	06/12	113.839	114.084	114.084	113.668	113.668
Parts for manual and automatic transmissions, new.	14	12050313	12/11	126.163	126.125	126.063	125.918	125.286
Other motor vehicle drive train components, except wheels and brakes, new.	14	12050315	12/11	103.085	102.929	102.885	102.622	103.237
Motor vehicle drive train components, rebuilt.	14	1205033	12/11	131.901	131.909	134.814	134.812	134.812
Motor vehicle brake systems.	14	120504	12/03	146.188	146.631	146.670	145.791	145.270

See footnotes at end of table.

Table 9. Producer price indexes for commodity and service groupings and individual items, not seasonally adjusted — Continued
 [November 2023, Index base 1982=100, unless otherwise indicated]

Title	Commodity code		Other index base	Unadjusted index ¹				
	Group code	Item code		July 2023	Aug. 2023 ^P	Sept. 2023 ^P	Oct. 2023 ^P	Nov. 2023 ^P
Motor vehicle brake parts and assemblies, new.....	14	1205041	12/11	133.086	133.529	133.568	132.767	132.293
Motor vehicle drum brake assemblies and parts, new.....	14	1205041A	12/11	166.105	166.643	166.613	164.422	164.422
Other motor vehicle brake parts and assemblies, new.....	14	1205041B	12/11	118.942	119.596	119.694	119.351	118.364
Motor vehicle disc brake assemblies and parts, new.....	14	1205041C	12/11	136.459	136.459	136.459	136.035	136.035
Filters for internal combustion engines and motor vehicles.....	14	120505	12/03	162.596	162.596	162.596	162.596	163.166
Other motor vehicle parts.....	14	120508	12/03	117.654	117.691	117.710	117.841	117.674
Vehicle seating and interior trim.....	14	120511	06/04	113.988	113.974	114.320	114.178	114.404
Automobile trimmings.....	14	1205111	06/09	91.945	91.848	91.848	91.848	92.270
Seats for public conveyance and aircraft.....	14	1205113	06/09	119.070	119.162	119.197	119.409	119.606
Motor vehicle air conditioning systems and compressors.....	14	120512	12/11	101.283	—	—	—	—
Carburetors, pistons, piston rings, and valves.....	14	120513		210.368	211.814	212.221	211.178	216.558
Motor vehicle electrical and electronic equipment.....	14	120514		142.060	142.063	142.065	142.178	142.198
Vehicular lighting equipment.....	14	1205141		152.948	152.948	152.948	153.246	153.372
Other motor vehicle electrical and electronic equipment.....	14	1205142		144.479	144.483	144.485	144.556	144.550
Battery charging alternators, generators, and regulators.....	14	12051422	06/00	107.873	107.907	107.923	108.542	108.490
Parts for electrical and electronic engine equipment.....	14	12051424	06/00	98.440	98.440	98.440	98.440	98.440
All other miscellaneous non-engine electrical and electronic equipment.....	14	12051425	12/03	119.958	119.958	119.958	119.958	119.958
All other miscellaneous complete engine electrical equipment, including spark plugs.....	14	12051426	06/00	113.240	113.240	113.240	113.240	113.240
Truck and bus bodies.....	14	13	12/82	338.199	338.507	338.752	340.107	340.000
Truck and bus bodies sold separately.....	14	1301	12/82	344.489	344.839	344.863	346.729	346.223
Other truck and vehicle bodies, sold separately.....	14	13015	12/08	152.010	152.010	152.010	152.010	152.010
Dump truck bodies, sold separately.....	14	130151	12/08	171.852	171.852	171.852	171.852	—
All other truck and vehicle bodies, sold separately.....	14	130152	12/08	150.903	150.903	150.903	150.903	150.903
Service truck bodies, sold separately.....	14	130153	09/15	143.080	143.080	143.080	143.080	143.080
Complete vehicles on purchased chassis.....	14	1302	12/82	327.534	327.738	328.553	328.622	329.538
Buses and firefighting vehicles, complete, produced on purchased chassis.....	14	13027	12/08	128.521	128.677	128.835	128.835	128.926
Buses and firefighting vehicles, complete, produced on purchased chassis.....	14	130275	12/08	128.521	128.677	128.835	128.835	128.926
Other trucks and vehicles, complete, produced on purchased chassis, except upfitting trucks.....	14	130294	09/15	144.927	145.023	146.103	146.214	147.557
Truck trailers.....	14	14		328.603	328.607	328.050	327.153	327.169
Truck trailers.....	14	1406	12/86	318.555	318.559	318.020	317.150	317.166
Truck trailers and chassis, axle rating 10,000 lb or more.....	14	140602	12/86	309.432	309.436	308.862	307.937	307.954
Truck trailers and chassis, axle rating less than 10,000 lb.....	14	140603	12/11	212.537	212.537	212.537	212.537	212.537
Motor homes, built on purchased chassis.....	14	15	06/84	217.565	217.565	217.565	217.878	217.878
Motor homes, built on purchased chassis.....	14	1501	06/84	217.565	217.565	217.565	217.878	217.878
Motor homes, built on purchased chassis.....	14	150101	06/84	217.565	217.565	217.565	217.878	217.878
Travel trailers and campers.....	14	16	06/84	298.789	299.311	299.666	299.142	299.142
Travel trailers.....	14	1601	06/84	286.147	286.761	286.035	285.419	285.419
Travel trailers.....	14	160101	06/84	286.147	286.761	286.035	285.419	285.419
Conventional travel trailers.....	14	1601016	12/11	170.364	170.945	170.348	169.971	169.971
Fifth wheel travel trailers.....	14	1601017	12/11	174.471	174.471	—	—	—
Camping trailers, campers, pick-up covers, and parts.....	14	1602	06/84	336.518	336.518	342.412	342.412	342.412
Camping trailers, campers, pick-up covers, and parts.....	14	160201	06/84	336.518	336.518	342.412	342.412	342.412
Other parts and components, excluding appliances and furnishings.....	14	1602013	12/11	196.082	—	200.368	200.368	200.368
Truck campers, caps, box covers, and fold-down camping trailers.....	14	1602014	06/14	145.630	145.630	146.909	146.909	146.909
Aircraft and aircraft equipment.....	14	2		307.624	307.907	307.958	308.085	308.623
Aircraft.....	14	21		343.180	343.126	343.325	343.488	343.562
Civilian aircraft.....	14	2102	12/85	334.244	334.170	334.441	334.662	334.555
Civilian aircraft.....	14	210206	12/03	180.980	180.940	181.087	181.207	181.149
Military aircraft.....	14	2104	06/13	104.662	104.662	104.662	104.662	104.827
Military aircraft.....	14	210401	06/13	104.662	104.662	104.662	104.662	104.827
Aircraft engine and engine parts.....	14	23	12/85	250.962	251.924	251.727	251.842	253.811
Aircraft engine and engine parts.....	14	2301	12/85	250.962	251.924	251.727	251.842	253.811
Aircraft engine and engine parts.....	14	230101	12/85	250.962	251.924	251.727	251.842	253.811
Aeronautical services on aircraft engines.....	14	2301015	12/11	145.842	145.842	145.842	145.842	154.166
Aircraft engine parts and accessories.....	14	2301017	12/11	118.677	119.792	119.563	119.696	119.696
Parts and accessories for military aircraft engines.....	14	23010175	12/11	125.846	125.814	125.814	125.814	125.814
Parts and accessories for civilian aircraft engines.....	14	23010177	12/11	117.300	118.966	118.627	118.824	118.824
Other aircraft parts and equipment.....	14	25	06/85	208.364	208.753	208.677	208.713	208.983
Other aircraft parts and equipment.....	14	2501	06/85	208.364	208.753	208.677	208.713	208.983
Aircraft propellers and helicopter rotors.....	14	250102	06/08	161.479	161.479	161.479	161.479	162.997
Aircraft parts and auxiliary equipment.....	14	250103	06/08	124.818	125.070	125.021	125.044	125.134
Aircraft landing gear for civilian and military aircraft.....	14	2501032	06/08	186.970	186.970	186.970	186.754	186.754
Other aircraft subassemblies and parts for military aircraft.....	14	2501033	06/08	125.663	126.052	125.663	125.894	126.614

See footnotes at end of table.

Table 9. Producer price indexes for commodity and service groupings and individual items, not seasonally adjusted — Continued
 [November 2023, Index base 1982=100, unless otherwise indicated]

Title	Commodity code		Other index base	Unadjusted index ¹				
	Group code	Item code		July 2023	Aug. 2023 ^P	Sept. 2023 ^P	Oct. 2023 ^P	Nov. 2023 ^P
Other aircraft subassemblies and parts for civilian aircraft.....	14	2501034	06/08	115.569	115.804	115.804	115.804	115.804
Ships and boats.....	14	3		307.537	307.222	308.522	309.247	309.453
Ships.....	14	31	12/85	251.506	251.506	251.631	252.277	252.378
Military self-propelled ships, new construction.....	14	3102	06/96	149.387	149.387	149.387	149.929	150.014
Military self-propelled ships, new construction.....	14	310201	06/96	149.387	149.387	149.387	149.929	150.014
Nonmilitary self-propelled ships, new construction.....	14	3103	06/96	267.448	267.448	268.564	268.564	268.564
Nonmilitary self-propelled ships, new construction.....	14	310301	12/85	408.209	408.209	409.912	409.912	409.912
Boats.....	14	32		353.986	353.151	356.364	357.102	357.461
Outboard motorboats, including commercial and military (except sailboats and lifeboats).....	14	3201		404.046	402.773	407.175	407.840	408.123
Outboard motorboats, wood or metal, incl. comm. and military (exc. sailboats and lifeboats).....	14	320107	06/11	177.209	174.875	175.892	176.233	176.583
Outboard motorboats, plastics/fiberglass, incl. comm. and mil. (exc. sailboats and lifeboats).....	14	320108	06/11	169.150	169.548	171.870	172.122	172.122
Inboard motorboats, including commercial and military (except sailboats and lifeboats).....	14	3202		361.889	362.805	365.107	365.925	366.461
Inboard cabin cruisers, including commercial and military (except sailboats and lifeboats).....	14	320206	12/03	184.771	184.771	186.882	187.465	187.847
Other inboard motorboats, including commercial and military (except sailboats and lifeboats).....	14	320207	06/11	156.421	157.813	156.813	156.813	156.813
Inboard-outdrive boats, including commercial and military (except sailboats and lifeboats).....	14	3203		292.227	292.227	292.227	294.263	294.263
All other inboard-outdrive boats, incl. comm. and military (except sailboats and lifeboats).....	14	320310	12/03	167.085	167.085	167.085	168.329	168.329
All other boats (excluding military and commercial).....	14	3204		288.636	288.636	288.636	288.636	290.720
All other boats (excluding military and commercial).....	14	320406	12/03	163.493	163.493	163.493	163.493	164.673
Railroad equipment.....	14	4		215.418	215.418	215.418	215.467	215.467
Railroad cars and locomotives.....	14	44	05/22	100.871	100.871	100.871	100.871	—
Railroad cars and locomotives.....	14	4401	05/22	100.871	100.871	100.871	100.871	—
Railroad cars.....	14	440102	12/01	171.061	171.061	171.061	171.061	—
Railway maintenance of way equipment and parts.....	14	45	05/22	107.204	107.204	107.204	107.286	107.286
Railway maintenance of way equipment and parts.....	14	4501		215.072	215.072	215.072	215.236	215.236
Air brake and other brake equipment.....	14	450101	12/03	105.782	105.782	105.782	106.315	106.315
Railway maintenance of way & all other railroad and streetcar equipment, parts and accessories.....	14	450102	12/03	163.371	163.371	163.371	163.195	—
Transportation equipment, n.e.c.....	14	9	06/85	204.167	204.387	205.644	205.433	205.128
Transportation equipment, n.e.c.....	14	91	06/85	204.167	204.387	205.644	205.433	205.128
Other transportation equipment, incl. golf carts, vehicle trailers, and all-terrain vehicles.....	14	9111	06/85	204.167	204.387	205.644	205.433	205.128
Automobile and light truck trailers.....	14	911104	12/92	264.865	265.735	270.806	269.953	268.773
All other miscellaneous transportation equipment, including all-terrain vehicles.....	14	911105	06/85	161.243	161.243	161.206	161.211	161.216
All-terrain vehicles and parts.....	14	9111051	06/08	117.011	117.013	117.022	117.024	117.034
All other miscellaneous transportation equipment and parts.....	14	9111052	06/08	121.750	121.749	121.702	121.707	121.707
Miscellaneous products.....	15	—		340.087	341.805	342.535	343.612	345.273
Toys, sporting goods, small arms, etc.....	15	1		208.541	211.002	212.437	212.404	215.553
Toys, games, and children's vehicles.....	15	11		180.658	180.658	180.658	180.658	180.658
Toys, games, and children's vehicles.....	15	1101		180.658	180.658	180.658	180.658	180.658
Nonelectronic games and puzzles (excl. toys), and electronic toys (incl. parts).....	15	110152	06/85	148.512	148.512	148.512	148.512	148.512
Nonelectronic games and puzzles, including parts.....	15	1101521	12/07	118.500	118.500	118.500	118.500	118.500
Other nonelectronic toys, including parts.....	15	110154	06/85	204.998	204.998	204.998	204.998	204.998
Models, science & craft kits/supply, & collectors' miniatures.....	15	110155	06/85	277.101	277.101	277.101	277.101	277.101
Sporting and athletic goods.....	15	12		203.334	207.768	210.142	210.086	215.295
Sporting and athletic goods.....	15	1201		203.334	207.768	210.142	210.086	215.295
Golf equipment, excluding apparel and shoes.....	15	120127	12/85	167.643	181.340	188.187	188.304	—
Bicycles, adult tricycles, unicycles and parts.....	15	120182	12/84	156.723	156.723	156.723	156.791	158.099
Playground equipment.....	15	120185	12/98	379.295	379.295	382.042	382.042	382.042
Gymnasium and exercise equipment.....	15	120192	12/98	152.125	152.125	152.125	151.731	151.731
Other sporting and athletic goods.....	15	120193	12/85	175.895	175.895	175.895	175.895	175.895
Small arms and ammunition.....	15	13		313.907	312.942	312.942	312.942	312.942
Small arms.....	15	1301		256.574	256.574	256.574	256.574	256.574
Single barrel shotguns, other small firearms n.e.c., and parts & attachments for small arms.....	15	130128	06/13	106.563	106.563	106.563	106.563	106.563
Small arms ammunition.....	15	1302		421.383	417.780	417.780	417.780	417.780
Small arms cartridges and shells.....	15	130281	06/02	292.268	289.085	289.085	289.085	289.085
Other ammunition products.....	15	130282	12/22	101.331	101.331	101.331	101.331	—

See footnotes at end of table.

Table 9. Producer price indexes for commodity and service groupings and individual items, not seasonally adjusted — Continued
 [November 2023, Index base 1982=100, unless otherwise indicated]

Title	Commodity code		Other index base	Unadjusted index ¹				
	Group code	Item code		July 2023	Aug. 2023 ^P	Sept. 2023 ^P	Oct. 2023 ^P	Nov. 2023 ^P
Tobacco products, incl. stemmed & redried.....	15	2		1,257.812	1,272.154	1,275.262	1,289.138	1,306.712
Cigarettes, excluding electronic.....	15	21		1,588.812	1,610.201	1,615.994	1,636.145	1,660.356
Cigarettes, excluding electronic.....	15	2101		1,588.812	1,610.201	1,615.994	1,636.145	1,660.356
Cigarettes, excluding electronic.....	15	210105	12/04	305.346	309.457	310.570	314.443	319.096
Stemmed and redried tobacco.....	15	24	06/84	108.426	108.384	108.384	108.418	108.450
Stemmed and redried tobacco.....	15	2402	06/84	106.998	106.957	106.957	106.991	107.022
Stemmed and redried tobacco.....	15	240208	06/99	117.326	117.281	117.281	117.318	117.352
Tobacco, unstemmed leaf, redried before packing.....	15	2402081	12/11	109.632	109.709	109.709	109.772	109.830
Tobacco, stemmed.....	15	2402084	12/11	102.062	101.885	101.885	101.885	101.885
Other tobacco products.....	15	25	12/05	219.010	219.010	217.964	218.425	220.197
Other tobacco products.....	15	2501	12/05	219.010	219.010	217.964	218.425	220.197
Other tobacco products.....	15	250101	12/05	219.010	219.010	217.964	218.425	220.197
Cigars.....	15	2501011	12/11	133.320	133.320	133.320	133.320	133.320
Chewing and smoking tobacco.....	15	2501014	12/11	191.797	191.797	190.614	191.136	192.901
Notions.....	15	3		260.310	260.310	265.043	265.043	265.043
Fasteners, zippers, buttons, needles, pins, and buckles.....	15	32		266.432	266.432	271.277	271.277	271.277
Fasteners, zippers, buttons, needles, pins, and buckles.....	15	3201		266.432	266.432	271.277	271.277	271.277
Fasteners, zippers, buttons, needles, pins, and buckles (except precious metal).....	15	320100		266.432	266.432	271.277	271.277	271.277
Photographic equipment and supplies.....	15	4		164.489	165.972	169.671	170.966	159.779
Photographic supplies.....	15	42		192.663	194.851	200.620	202.461	185.454
Photographic supplies.....	15	4206	12/83	189.230	191.378	197.045	198.853	182.149
Photographic supplies.....	15	420601	12/83	189.230	191.378	197.045	198.853	182.149
Prepared photographic chemicals.....	15	4206011	12/07	106.608	106.463	104.615	104.551	104.551
Photographic sensitized film, plates, paper, & cloth.....	15	4206012	12/07	174.844	177.749	186.403	188.808	166.991
Photographic sensitized film, plates, paper, & cloth, silver-halide-type (excl X-ray).....	15	42060121	12/07	171.900	175.226	185.469	188.280	162.775
Photographic sensitized film, plates, paper & cloth, other than silver-halide-type (incl X-ray).....	15	42060122	12/07	159.111	159.452	158.840	158.840	158.840
Mobile homes.....	15	5		484.652	484.823	478.720	478.720	479.298
Manufactured homes (mobile homes), all sizes (incl. multisection).....	15	53		497.124	497.300	491.039	491.039	491.632
Manufactured mobile homes and nonresidential mobile buildings.....	15	5303	12/86	465.677	465.841	459.977	459.977	460.532
Manufactured homes (mobile homes), all width sizes (incl. multisection).....	15	530301	12/86	465.677	465.841	459.977	459.977	460.532
Medical, surgical & personal aid devices.....	15	6		199.884	200.096	200.168	200.319	200.854
Surgical and medical instruments.....	15	62	06/82	151.105	151.154	151.028	151.359	151.397
Surgical and medical instruments.....	15	6201	06/82	151.105	151.154	151.028	151.359	151.397
Surgical and medical instruments.....	15	620103	06/05	111.917	111.953	111.859	112.105	112.133
Surgical and medical catheters.....	15	6201031	12/11	91.992	91.992	91.992	92.090	92.195
Orthopedic and surgical instruments.....	15	6201033	06/12	116.116	116.226	116.270	116.270	116.320
Other surgical and medical apparatus and instruments, excluding parts.....	15	6201037	06/12	104.189	104.189	103.898	103.898	103.898
Parts for surgical and medical apparatus and instruments.....	15	6201038	06/12	113.911	113.980	113.980	113.994	113.994
Medical and surgical appliances and supplies.....	15	63	06/83	230.452	230.964	231.459	230.723	232.338
Medical and surgical appliances and supplies.....	15	6301	06/83	230.452	230.964	231.459	230.723	232.338
Medical and surgical appliances and supplies.....	15	630104	12/03	127.409	127.692	127.966	127.558	128.451
Artificial joints and limbs.....	15	6301041	12/11	106.113	106.384	106.499	106.039	105.638
Other orthopedic and prosthetic appliances.....	15	6301042	12/11	99.161	99.161	99.469	99.452	99.452
All other surgical and medical items.....	15	6301044	12/11	123.413	123.716	123.989	123.570	124.794
Ophthalmic goods.....	15	64	12/83	175.905	175.905	175.905	175.905	175.905
Ophthalmic goods.....	15	6401	12/83	175.905	175.905	175.905	175.905	175.905
Dental equipment and supplies.....	15	65	06/85	413.111	413.745	413.719	419.305	419.314
Dental equipment and supplies.....	15	6501	06/85	413.111	413.745	413.719	419.305	419.314
Dental equipment and supplies.....	15	650107	12/05	211.242	211.567	211.553	214.409	214.414
Professional dental equipment and supplies.....	15	6501071	12/07	154.381	154.549	154.537	155.451	155.456
Professional dental equipment.....	15	65010713	12/07	160.844	160.888	160.880	162.308	162.253
Professional dental supplies.....	15	65010714	01/23	103.177	103.505	103.489	103.318	103.419
Other industrial safety equipment.....	15	7		331.146	333.634	334.971	334.415	334.823
Personal safety equipment and clothing.....	15	71		331.146	333.634	334.971	334.415	334.823
Personal safety equipment and clothing.....	15	7108	06/04	155.106	156.271	156.898	156.637	156.828
Personal safety equipment and clothing.....	15	710802	06/04	155.106	156.271	156.898	156.637	156.828
Other miscellaneous products.....	15	9		252.707	252.515	252.556	252.133	252.926
Burial caskets.....	15	91		515.628	515.628	506.295	506.295	506.295
Burial caskets.....	15	9101		515.628	515.628	506.295	506.295	506.295

See footnotes at end of table.

Table 9. Producer price indexes for commodity and service groupings and individual items, not seasonally adjusted — Continued
 [November 2023, Index base 1982=100, unless otherwise indicated]

Title	Commodity code		Other index base	Unadjusted index ¹				
	Group code	Item code		July 2023	Aug. 2023 ^P	Sept. 2023 ^P	Oct. 2023 ^P	Nov. 2023 ^P
Burial caskets.....	15	910109	12/04	236.297	236.297	232.020	232.020	232.020
Metal burial caskets & coffins, completely lined & trimmed, adult sizes.....	15	9101091	12/11	163.453	163.453	161.618	161.618	161.618
Musical instruments.....	15	93		291.198	291.198	291.198	292.196	292.196
Musical instruments.....	15	9301		291.198	291.198	291.198	292.196	292.196
Nonelectronic pianos, organs, and nonelectronic piano and organ parts, excluding benches.....	15	930113	12/09	168.150	168.150	168.150	168.150	—
Other musical instruments and parts.....	15	930117	06/85	271.415	271.415	271.415	272.477	272.477
Other nonelectronic musical instruments.....	15	9301172	12/09	141.679	141.679	141.679	141.679	141.679
Other musical instrument parts & accessories, sold separately, excl. benches & instrument cases.....	15	9301173	12/09	144.071	144.071	144.071	144.071	144.071
Jewelry and jewelry products.....	15	94		264.626	263.252	264.047	261.403	265.371
Jewelry (gold and platinum) and silverware.....	15	9402		287.690	284.991	286.510	279.994	286.831
Jewelry, gold and platinum.....	15	940222	12/11	121.817	120.674	121.317	118.558	121.453
Costume jewelry and novelties.....	15	9404		240.260	240.260	240.260	240.260	240.260
Costume jewelry and novelties.....	15	940415	12/03	165.230	165.230	165.230	165.230	165.230
All other jewelry and personal goods (excluding costume).....	15	9407	06/07	156.662	156.674	156.659	156.512	158.156
All other jewelry and personal goods (excluding costume).....	15	940714	06/07	156.662	156.674	156.659	156.512	158.156
Jewelers' material and lapidary work.....	15	9408	12/08	173.944	173.765	174.034	176.668	179.027
Pens, pencils, and marking devices.....	15	95		225.332	225.049	224.828	225.968	225.968
Pens, markers, mechanical pencils, and associated parts.....	15	9502	12/85	215.801	214.810	214.810	214.810	214.810
Pens, markers, mechanical pencils, and associated parts.....	15	950210	12/85	215.801	214.810	214.810	214.810	214.810
Lead pencils, art goods, office supplies and small office equipment, excluding paper.....	15	9503	12/85	214.531	214.531	214.531	214.531	214.531
Lead pencils, art goods, office supplies and small office equipment, excluding paper.....	15	950307	12/85	214.531	214.531	214.531	214.531	214.531
Marking devices.....	15	9504	12/85	192.837	192.837	191.852	196.940	196.940
Marking devices.....	15	950406	12/05	135.206	135.206	134.516	138.082	138.082
Brooms and brushes.....	15	97		227.030	227.030	227.030	227.281	229.381
Brooms, brushes and mops.....	15	9705	12/85	217.342	217.342	217.342	217.583	219.593
Brooms, mops, and dusters.....	15	970501	12/85	249.365	249.365	249.365	249.365	257.415
Brooms.....	15	9705011	12/11	137.786	137.786	137.786	137.786	147.368
Mops and dusters, including refills.....	15	9705012	12/11	129.362	129.362	129.362	129.362	129.362
Paint and varnish brushes and rollers.....	15	970502	12/85	186.594	186.594	186.594	186.594	186.594
Paint and varnish brushes.....	15	9705021	12/11	123.863	123.863	123.863	123.863	123.863
Paint holders, pads, roller frames, and rollers.....	15	9705022	12/11	112.399	112.399	112.399	112.399	112.399
Other brushes, excl. paint and varnish brushes.....	15	970503	12/85	225.968	225.968	225.968	226.407	226.407
Personal brushes.....	15	9705031	12/11	104.525	104.525	104.525	104.525	—
Brushes, other than personal.....	15	9705032	12/11	142.232	142.232	142.232	142.682	142.682
Miscellaneous products, n.e.c.....	15	9A	12/85	255.966	255.966	255.920	255.798	255.798
Candles.....	15	9A01	12/85	202.754	202.754	202.754	202.754	202.754
Candles.....	15	9A0101	12/85	202.754	202.754	202.754	202.754	202.754
Signs and advertising displays.....	15	9A04	12/85	234.726	234.726	234.726	235.784	235.784
Non-electric signs and displays.....	15	9A0402	12/85	279.454	279.454	279.454	281.672	281.672
All other miscellaneous fabricated products and recyclable materials.....	15	9A09	12/85	305.765	305.765	305.611	302.954	302.954
Other miscellaneous fabricated products.....	15	9A0901	12/85	302.896	302.896	302.723	303.120	303.120
Reproduction of audio and video media and software.....	15	9D	12/03	127.346	127.954	128.219	127.583	127.848
Reproduction of audio and video media and software.....	15	9D01	12/03	127.346	127.954	128.219	127.583	127.848
Services²								
Transportation services.....	30	—	06/09	159.459	158.894	158.551	161.066	159.855
Transportation of freight and mail.....	30	1	06/09	162.183	163.090	164.598	165.343	164.695
Rail transportation of freight and mail.....	30	11	12/08	148.619	149.276	150.312	152.152	152.728
Rail transportation of freight and mail.....	30	1101	12/08	148.619	149.276	150.312	152.152	152.728
Rail transportation of freight and mail.....	30	110101	12/08	148.619	149.276	150.312	152.152	152.728
Truck transportation of freight.....	30	12	06/09	149.179	150.033	152.362	153.413	152.485
Local motor carrying.....	30	1201	06/09	132.164	132.736	132.734	132.903	132.531
Local motor carrying.....	30	120101	06/09	132.164	132.736	132.734	132.903	132.531
Long-distance motor carrying.....	30	1202	06/09	155.544	156.508	159.757	161.155	160.008
Long-distance motor carrying.....	30	120201	06/09	155.544	156.508	159.757	161.155	160.008
Water transportation of freight.....	30	13	06/09	168.743	172.950	171.532	167.669	168.391
Deep sea water transportation of freight.....	30	1301	12/08	168.276	174.404	166.635	157.541	159.984
Deep sea water transportation of freight.....	30	130101	12/08	168.276	174.404	166.635	157.541	159.984
Coastal and intercoastal water transportation of freight.....	30	1302	12/08	132.844	136.819	140.160	139.305	138.444
Coastal and intercoastal water transportation of freight.....	30	130201	12/08	132.844	136.819	140.160	139.305	138.444
Great Lakes-St Lawrence Seaway water transportation of freight.....	30	1303	12/08	142.886	145.450	148.407	148.782	147.836
Great lakes-St Lawrence Seaway water transportation of freight.....	30	130301	12/08	142.886	145.450	148.407	148.782	147.836

See footnotes at end of table.

Table 9. Producer price indexes for commodity and service groupings and individual items, not seasonally adjusted — Continued
 [November 2023, Index base 1982=100, unless otherwise indicated]

Title	Commodity code		Other index base	Unadjusted index ¹				
	Group code	Item code		July 2023	Aug. 2023 ^P	Sept. 2023 ^P	Oct. 2023 ^P	Nov. 2023 ^P
Inland waterways transportation of freight.....	30	1304	12/08	119.197	119.314	120.934	121.816	121.910
Inland waterways transportation of freight.....	30	130401	12/08	119.197	119.314	120.934	121.816	121.910
Air transportation of freight.....	30	14	12/08	119.072	119.451	121.016	122.620	122.532
Air transportation of freight.....	30	1401	12/08	119.072	119.451	121.016	122.620	122.532
Air transportation of freight, domestic.....	30	140102	01/16	115.690	116.338	115.549	116.608	115.043
Air transportation of freight, international.....	30	140103	01/16	91.409	91.295	95.859	97.817	99.904
Courier, messenger, and U.S. postal services.....	30	16	06/09	185.307	186.263	186.715	186.927	186.177
U.S. Postal Service.....	30	1601	06/89	292.062	292.062	292.062	292.062	292.062
Mailing services (market dominant services).....	30	160107	12/12	147.488	147.488	147.488	147.488	147.488
First class mail.....	30	1601071	06/89	261.509	261.509	261.509	261.509	261.509
Periodicals mail.....	30	1601072	06/89	357.340	357.340	357.340	357.340	357.340
Standard class mail.....	30	1601073	06/89	338.572	338.572	338.572	338.572	338.572
Package services mail.....	30	1601074	06/89	330.910	330.910	330.910	330.910	330.910
Special services and fees.....	30	1601075	06/89	353.467	353.467	353.467	353.467	353.467
Shipping services (competitive services).....	30	160108	12/12	170.603	170.603	170.603	170.603	170.603
Courier and messenger services, except air.....	30	1602	04/09	204.104	204.874	205.204	205.314	204.605
Courier and messenger services, except air.....	30	160201	04/09	204.104	204.874	205.204	205.314	204.605
Air mail and package delivery services, excluding by USPS.....	30	1603	04/09	233.385	236.859	238.565	239.456	236.936
Air mail and package delivery services, excluding by USPS.....	30	160301	04/09	233.385	236.859	238.565	239.456	236.936
Pipeline transportation.....	30	17	05/22	108.207	108.301	108.126	107.916	107.775
Pipeline transportation of petroleum products.....	30	1701	12/08	196.905	197.360	197.473	197.473	197.643
Pipeline transportation of crude petroleum.....	30	170101	12/08	208.959	209.891	209.891	209.891	209.891
Pipeline transportation of refined petroleum products.....	30	170102	12/08	183.315	183.315	183.532	183.532	183.860
Pipeline transportation of natural gas.....	30	1702	05/22	102.902	102.873	102.528	102.169	101.858
Pipeline transportation of natural gas.....	30	170201	05/22	102.902	102.873	102.528	102.169	101.858
Transportation of passengers (partial).....	30	2	06/09	150.579	144.460	137.137	146.347	143.006
Rail transportation of passengers.....	30	21	12/08	133.552	133.552	133.552	133.552	133.552
Rail transportation of passengers.....	30	2101	12/08	133.552	133.552	133.552	133.552	133.552
Rail transportation of passengers.....	30	210101	12/08	133.552	133.552	133.552	133.552	133.552
Airline passenger services.....	30	22	12/08	138.931	133.225	126.395	134.984	131.868
Airline passenger services.....	30	2201	12/08	138.931	133.225	126.395	134.984	131.868
Airline passenger services, domestic.....	30	220101	12/08	139.242	133.593	132.563	142.938	141.401
Airline passenger services, international.....	30	220102	12/08	134.335	128.651	108.383	112.534	105.795
Services related to transportation activities.....	31	—	06/09	130.781	125.568	125.632	127.282	127.254
Services related to water transportation.....	31	1	06/09	137.947	138.391	138.488	139.793	140.089
Towing, tugging, docking, and related services.....	31	11	03/09	144.748	144.727	145.584	147.048	146.561
Towing, tugging, docking and related services.....	31	1101	03/09	144.748	144.727	145.584	147.048	146.561
Towing, tugging, docking and related services.....	31	110101	03/09	144.748	144.727	145.584	147.048	146.561
Operation of port waterfront terminals.....	31	12	12/08	163.224	165.160	163.918	165.338	165.338
Operation of port waterfront terminals.....	31	1201	12/08	163.224	165.160	163.918	165.338	165.338
Operation of port waterfront terminals.....	31	120101	12/08	163.224	165.160	163.918	165.338	165.338
Marine cargo handling.....	31	13	12/08	127.731	128.016	128.016	129.198	130.176
Marine cargo handling.....	31	1301	12/08	127.731	128.016	128.016	129.198	130.176
Marine cargo handling.....	31	130101	12/08	127.731	128.016	128.016	129.198	130.176
Services related to air transportation.....	31	2	04/09	145.416	145.403	140.512	143.387	143.877
Other airport operations, excluding aircraft maintenance and repair.....	31	21	04/09	145.416	145.403	140.512	143.387	143.877
Other airport operations, excluding aircraft maintenance and repair.....	31	2101	04/09	145.416	145.403	140.512	143.387	143.877
Other airport operations, excluding aircraft maintenance and repair.....	31	210101	04/09	145.416	145.403	140.512	143.387	143.877
Other services related to transportation activities (partial).....	31	3	06/09	123.131	114.288	116.274	117.544	117.224
Arrangement of freight and cargo.....	31	31	12/08	122.560	106.881	110.394	112.644	112.077
Arrangement of freight and cargo.....	31	3101	12/08	122.560	106.881	110.394	112.644	112.077
Arrangement of freight and cargo.....	31	310101	12/08	122.560	106.881	110.394	112.644	112.077
Freight forwarding.....	31	32	12/08	112.471	112.484	112.492	112.492	112.492
Freight forwarding.....	31	3201	12/08	112.471	112.484	112.492	112.492	112.492
Freight forwarding.....	31	320101	12/08	112.471	112.484	112.492	112.492	112.492
Warehousing, storage, and related services.....	32	—	12/08	137.375	135.876	138.259	137.674	136.795
Warehousing, storage, and related services.....	32	1	12/08	137.375	135.876	138.259	137.674	136.795
Warehousing, storage, and related services.....	32	11	12/08	137.375	135.876	138.259	137.674	136.795
Warehousing, storage, and related services.....	32	1101	12/08	137.375	135.876	138.259	137.674	136.795
Warehousing, storage, and related services.....	32	110101	12/08	137.375	135.876	138.259	137.674	136.795
Publishing sales, excluding software.....	33	—	06/09	142.905	142.316	142.597	142.830	143.333

See footnotes at end of table.

Table 9. Producer price indexes for commodity and service groupings and individual items, not seasonally adjusted — Continued
 [November 2023, Index base 1982=100, unless otherwise indicated]

Title	Commodity code		Other index base	Unadjusted index ¹				
	Group code	Item code		July 2023	Aug. 2023 ^P	Sept. 2023 ^P	Oct. 2023 ^P	Nov. 2023 ^P
Book, periodical, and newspaper publishing sales and subscriptions.	33	1	06/09	151.532	151.090	151.165	151.740	152.354
Sales of books.	33	11		480.530	477.500	477.929	481.669	485.679
Sales of textbooks.	33	1101		775.298	767.129	772.399	813.813	813.813
Sales of textbooks.	33	110101	06/88	495.143	489.926	493.293	519.741	519.741
Sales of technical, scientific, and professional books.	33	1102		790.784	790.502	790.274	789.723	793.355
Sales of technical, scientific, and professional books.	33	110201	06/88	617.621	617.401	617.223	616.792	619.629
Sales of religious books.	33	1103		231.903	232.738	232.848	233.579	232.874
Sales of religious books.	33	110301	06/88	176.005	176.638	176.722	177.277	176.742
Sales of general adult and juvenile books.	33	1104		217.810	213.950	214.682	212.401	217.802
Sales of general adult and juvenile books.	33	110402		217.810	213.950	214.682	212.401	217.802
Sales of general adult books.	33	1104021	12/22	104.874	104.701	104.847	104.117	104.284
Sales of juvenile books.	33	1104022	12/22	107.338	103.121	103.766	102.136	108.137
Sales of general reference books.	33	1105		176.653	177.876	175.176	178.661	177.620
Sales of general reference books.	33	110501	06/88	150.384	151.425	149.127	152.094	151.208
Sales and subscriptions of periodicals and newspapers.	33	12	06/09	148.561	148.578	148.598	148.633	148.664
Sales and subscriptions of periodicals.	33	1201	06/07	110.730	110.730	110.730	110.730	110.730
Sales and subscriptions of periodicals.	33	120101	06/07	110.730	110.730	110.730	110.730	110.730
Newspaper subscription and single copy sales.	33	1202		593.269	593.384	593.523	593.756	593.973
Newspaper subscription and single copy sales.	33	120205		593.269	593.384	593.523	593.756	593.973
Newspaper subscriptions, print and online bundled.	33	1202051	09/15	198.322	198.779	199.328	200.256	201.117
Newspaper subscriptions, print only.	33	1202052	09/15	178.175	178.175	178.175	178.175	178.175
Greeting card publishing sales.	33	3	12/85	240.013	239.699	239.699	239.699	239.699
Greeting card publishing sales.	33	31	12/85	240.013	239.699	239.699	239.699	239.699
Greeting card publishing sales.	33	3101	12/85	240.013	239.699	239.699	239.699	239.699
Greeting card publishing sales.	33	310101	12/85	240.013	239.699	239.699	239.699	239.699
Calendars, yearbooks, and other miscellaneous publishing sales.	33	4	12/89	222.572	219.873	221.668	221.770	221.969
Calendars, yearbooks, and other miscellaneous publishing sales.	33	41	12/89	222.572	219.873	221.668	221.770	221.969
Calendars, yearbooks, and other miscellaneous publishing sales.	33	4101	12/89	222.572	219.873	221.668	221.770	221.969
Calendars, yearbooks, and other miscellaneous publishing sales.	33	410101	12/89	222.572	219.873	221.668	221.770	221.969
Directory, mailing list, and related compilations publishing sales.	33	6	12/22	106.512	105.828	106.425	105.865	106.191
Directory, mailing list, and related compilations publishing sales.	33	61	12/22	106.512	105.828	106.425	105.865	106.191
Directory, mailing list, and related compilations publishing sales.	33	6101	12/22	106.512	105.828	106.425	105.865	106.191
Directory, mailing list, and related compilations publishing sales.	33	610101	12/22	106.512	105.828	106.425	105.865	106.191
Software publishing.	34	—	06/09	96.968	97.715	98.078	98.697	96.620
System software publishing.	34	1	05/22	105.905	107.442	105.528	107.203	105.857
System software publishing.	34	11	05/22	105.905	107.442	105.528	107.203	105.857
System software publishing.	34	1101	05/22	105.905	107.442	105.528	107.203	105.857
System software publishing.	34	110101	05/22	105.905	107.442	105.528	107.203	105.857
Application software publishing.	34	2	06/09	104.218	104.223	107.172	106.733	103.475
Application software publishing.	34	21	06/09	104.218	104.223	107.172	106.733	103.475
Desktop and portable device application software publishing.	34	2101	12/08	103.599	102.862	106.551	104.556	102.797
Desktop and portable device application software publishing.	34	210101	12/08	103.599	102.862	106.551	104.556	102.797
Application software publishing, cross-industry, vertical market, utilities, and other.	34	2103	12/08	113.965	114.764	114.919	115.442	109.330
Application software publishing, cross-industry, vertical market, utilities, and other.	34	210301	12/08	113.965	114.764	114.919	115.442	109.330
Application software publishing, game software.	34	2104	12/13	84.463	83.790	92.623	92.521	93.700
Application software publishing, game software.	34	210401	12/13	84.463	83.790	92.623	92.521	93.700
Network compensation from broadcast and cable television and radio.	35	—	06/09	159.139	159.443	159.443	159.443	159.443
Affiliate agreements, programming sales, and retransmission fees for cable and broadcast tv.	35	1	06/09	159.829	160.231	160.231	160.231	160.231
Affiliate agreements, programming sales, and retransmission fees for cable and broadcast tv.	35	11	06/09	159.829	160.231	160.231	160.231	160.231
Affiliate agreements, programming sales, and retransmission fees for cable and broadcast tv.	35	1101	12/08	162.794	163.203	163.203	163.203	163.203
Affiliate agreements, programming sales, and retransmission fees for cable and broadcast tv.	35	110101	12/08	162.794	163.203	163.203	163.203	163.203
Affiliate agreements, programming sales, and retransmission fees for radio.	35	2	06/09	159.747	159.747	159.747	159.747	159.747
Affiliate agreements, programming sales, and retransmission fees for radio.	35	21	06/09	159.747	159.747	159.747	159.747	159.747
Affiliate agreements, programming sales, and network compensation for radio.	35	2101	12/08	159.478	159.478	159.478	159.478	159.478
Affiliate agreements, programming sales, and network compensation for radio.	35	210101	12/08	159.478	159.478	159.478	159.478	159.478
Advertising space and time sales.	36	—	06/09	94.922	93.141	92.772	93.761	95.297

See footnotes at end of table.

Table 9. Producer price indexes for commodity and service groupings and individual items, not seasonally adjusted — Continued
 [November 2023, Index base 1982=100, unless otherwise indicated]

Title	Commodity code		Other index base	Unadjusted index ¹				
	Group code	Item code		July 2023	Aug. 2023 ^P	Sept. 2023 ^P	Oct. 2023 ^P	Nov. 2023 ^P
Advertising space sales in periodicals, newspapers, directories, and mailing lists.....	36	1	06/09	103.334	102.911	102.548	102.219	102.027
Advertising space sales in periodicals and newspapers.....	36	11	06/09	102.785	102.292	101.862	101.479	101.256
Advertising space sales in periodicals.....	36	1101		467.966	467.966	467.966	467.966	467.966
Advertising space sales in newspapers.....	36	1102		355.607	351.751	348.397	345.400	343.655
Advertising space sales in newspapers, print only.....	36	110203	09/15	85.253	84.328	83.524	82.806	82.387
Advertising space sales in directories and mailing lists.....	36	12	12/08	110.699	110.699	110.734	110.734	110.734
Print advertising space sales in directories and mailing lists.....	36	1201	12/08	110.699	110.699	110.734	110.734	110.734
Print advertising space sales in directories and mailing lists.....	36	120101	12/08	110.699	110.699	110.734	110.734	110.734
Television advertising time sales.....	36	2	06/09	82.662	75.812	74.547	78.113	82.307
Television advertising time sales.....	36	21	06/09	82.662	75.812	74.547	78.113	82.307
Broadcast and network television advertising time sales.....	36	2101	12/08	73.716	73.103	72.609	76.191	77.140
Broadcast and network television advertising time sales.....	36	210101	12/08	73.716	73.103	72.609	76.191	77.140
Cable network advertising time sales.....	36	2102	12/08	81.279	68.112	66.060	69.662	77.142
Cable network advertising time sales.....	36	210201	12/08	81.279	68.112	66.060	69.662	77.142
Local cable system advertising time sales.....	36	2103	12/08	73.245	73.245	73.245	73.245	73.317
Local cable system advertising time sales.....	36	210301	12/08	73.245	73.245	73.245	73.245	73.317
Radio advertising time sales.....	36	3	03/09	90.926	94.742	95.142	94.775	100.793
Radio advertising time sales.....	36	31	03/09	90.926	94.742	95.142	94.775	100.793
Radio advertising time sales.....	36	3101	03/09	90.926	94.742	95.142	94.775	100.793
Radio advertising time sales.....	36	310101	03/09	90.926	94.742	95.142	94.775	100.793
Internet advertising sales.....	36	6	12/22	102.008	102.001	102.007	102.051	102.074
Internet advertising sales.....	36	61	12/22	102.008	102.001	102.007	102.051	102.074
Internet advertising sales.....	36	6101	12/22	102.008	102.001	102.007	102.051	102.074
Internet advertising sales.....	36	610101	12/22	102.008	102.001	102.007	102.051	102.074
Telecommunication, cable, and internet user services.....	37	—	06/09	112.211	112.810	111.845	111.889	111.996
Wired telephone services.....	37	1	06/09	122.742	123.564	123.875	123.652	123.777
Residential wired telephone services.....	37	11	06/09	157.558	158.288	159.012	159.250	159.333
Local residential wired telephone service.....	37	1101	12/08	157.573	158.414	158.566	158.556	158.546
Local residential wired telephone service.....	37	110101	12/08	157.573	158.414	158.566	158.556	158.546
Long distance residential wired telephone service.....	37	1102	03/09	158.475	159.048	160.732	161.352	161.599
Long distance residential wired telephone service.....	37	110201	03/09	158.475	159.048	160.732	161.352	161.599
All-distance residential wired telephone service.....	37	1103	12/11	150.651	150.900	151.332	152.196	152.026
All-distance residential wired telephone service.....	37	110301	12/11	150.651	150.900	151.332	152.196	152.026
Business wired telephone services.....	37	12	06/09	103.967	104.975	105.141	104.660	104.826
Local business wired telephone service.....	37	1201	12/08	130.722	130.193	129.799	129.028	128.346
Local business wired telephone service.....	37	120101	12/08	130.722	130.193	129.799	129.028	128.346
Long distance business wired telephone and other toll service.....	37	1202	04/09	100.623	99.443	100.391	98.940	99.356
Long distance business wired telephone and other toll service.....	37	120201	04/09	107.972	106.705	107.722	106.165	106.612
Private line wired telephone service.....	37	1204	12/11	97.085	100.094	100.056	100.246	100.584
Private line wired telephone service.....	37	120401	12/11	97.085	100.094	100.056	100.246	100.584
All-distance business wired telephone service (partial).....	37	1205	05/22	99.829	99.961	99.744	99.944	102.604
All-distance business wired telephone service.....	37	120501	05/22	99.829	99.961	99.744	99.944	102.604
Other telephone services.....	37	13	12/08	102.994	102.994	102.994	102.994	102.994
Other wired telephone services.....	37	1301	12/08	102.994	102.994	102.994	102.994	102.994
Other wired telephone services.....	37	130104	12/08	102.329	102.329	102.329	102.329	102.329
Wireless telecommunication services.....	37	2	06/09	66.473	66.790	66.791	66.789	66.798
Cellular phone and other wireless telecommunication services.....	37	21	03/09	64.940	65.250	65.250	65.249	65.257
Cellular phone and other wireless telecommunication services.....	37	2101	03/09	64.940	65.250	65.250	65.249	65.257
Cellular phone and other wireless telecommunication services.....	37	210101	03/09	64.940	65.250	65.250	65.249	65.257
Cable and satellite subscriber services.....	37	3	12/08	168.445	168.945	169.040	169.240	169.528
Cable and satellite subscriber services.....	37	31	12/08	168.445	168.945	169.040	169.240	169.528
Cable and satellite subscriber services.....	37	3101	12/08	168.445	168.945	169.040	169.240	169.528
Cable and satellite subscriber services.....	37	310101	12/08	168.445	168.945	169.040	169.240	169.528
Internet access services.....	37	4	03/09	91.389	91.035	89.793	89.804	90.738
Internet access services.....	37	41	03/09	91.389	91.035	89.793	89.804	90.738
Residential Internet access services.....	37	4102	12/11	88.826	89.052	87.553	87.996	88.843
Residential Internet access services.....	37	410201	12/11	88.826	89.052	87.553	87.996	88.843
Business Internet access services.....	37	4103	12/11	99.601	97.659	97.100	95.932	97.118
Business Internet access services.....	37	410301	12/11	99.601	97.659	97.100	95.932	97.118
Bundled wired telecommunications access services.....	37	5	12/11	128.421	129.641	125.900	126.166	125.970
Bundled wired telecommunications access services.....	37	51	12/11	128.421	129.641	125.900	126.166	125.970

See footnotes at end of table.

Table 9. Producer price indexes for commodity and service groupings and individual items, not seasonally adjusted — Continued
 [November 2023, Index base 1982=100, unless otherwise indicated]

Title	Commodity code		Other index base	Unadjusted index ¹				
	Group code	Item code		July 2023	Aug. 2023 ^P	Sept. 2023 ^P	Oct. 2023 ^P	Nov. 2023 ^P
Bundled wired telecommunications access services.....	37	5101	12/11	128.421	129.641	125.900	126.166	125.970
Bundled wired telecommunications access services.....	37	510101	12/11	128.421	129.641	125.900	126.166	125.970
Data processing and related services.....	38	—	06/09	106.039	106.175	105.965	106.213	106.478
Data processing and related services.....	38	1	06/09	106.039	106.175	105.965	106.213	106.478
Data processing and related services.....	38	11	06/09	106.039	106.175	105.965	106.213	106.478
Hosting, ASP and other IT infrastructure provisioning services.....	38	1101	12/08	111.313	111.539	111.161	111.572	111.985
Hosting, ASP and other IT infrastructure provisioning services.....	38	110101	12/08	111.313	111.539	111.161	111.572	111.985
Business process management services (partial).....	38	1102	12/08	96.756	96.756	96.842	96.842	96.924
Business process management services (partial).....	38	110201	12/08	96.756	96.756	96.842	96.842	96.924
Data management, information transformation and other services.....	38	1103	12/08	99.544	99.544	99.544	99.544	99.544
Data management, information transformation and other services.....	38	110301	12/08	99.544	99.544	99.544	99.544	99.544
Credit intermediation services (partial).....	39	—	06/09	116.144	118.387	118.451	116.745	120.801
Loan services (partial).....	39	1	06/09	195.998	203.276	199.390	194.362	200.621
Business loans (partial).....	39	11	04/09	385.211	399.701	387.997	375.829	391.048
Business loans (partial).....	39	1101	04/09	385.211	399.701	387.997	375.829	391.048
Business loans (partial).....	39	110101	04/09	385.211	399.701	387.997	375.829	391.048
Consumer loans (partial).....	39	12	06/09	117.242	122.068	123.402	121.920	123.234
Residential real estate loans (partial).....	39	1201	04/09	140.692	145.923	149.560	148.144	148.123
Residential real estate loans, except home equity (partial).....	39	120101	04/09	105.903	106.948	111.645	111.769	115.430
Home equity loans (partial).....	39	120102	04/09	448.970	483.319	482.962	471.182	448.671
Vehicle loans (partial).....	39	1202	04/09	51.179	56.009	51.820	49.966	54.423
Vehicle loans (partial).....	39	120201	04/09	51.179	56.009	51.820	49.966	54.423
Credit cards, overdraft credit, and related plans (partial).....	39	1203	04/09	194.572	199.945	196.162	193.729	200.188
Credit cards, overdraft credit, and related plans (partial).....	39	120301	04/09	194.572	199.945	196.162	193.729	200.188
Other loans and loan services (partial).....	39	13	04/09	103.700	105.452	104.068	103.500	105.700
Other loans and loan services (partial).....	39	1301	04/09	103.700	105.452	104.068	103.500	105.700
Other loans and loan services (partial).....	39	130101	04/09	103.700	105.452	104.068	103.500	105.700
Deposit services (partial).....	39	2	04/09	69.012	67.260	70.748	71.411	75.207
Deposit services (partial).....	39	21	04/09	69.012	67.260	70.748	71.411	75.207
Deposit services (partial).....	39	2101	04/09	69.012	67.260	70.748	71.411	75.207
Deposit services (partial).....	39	210101	04/09	69.012	67.260	70.748	71.411	75.207
Other credit intermediation services, including trust services (partial).....	39	3	04/09	98.993	101.509	101.512	101.500	97.730
Other credit intermediation services, including trust services (partial).....	39	31	04/09	98.993	101.509	101.512	101.500	97.730
Other credit intermediation services, including trust services (partial).....	39	3101	04/09	98.993	101.509	101.512	101.500	97.730
Other credit intermediation services, including trust services (partial).....	39	310101	04/09	98.993	101.509	101.512	101.500	97.730
Investment services.....	40	—	06/09	225.920	229.127	229.225	224.315	222.872
Securities brokerage, dealing, investment advice, and related services.....	40	1	06/09	214.799	216.672	216.463	212.304	213.050
Securities brokerage, dealing, investment advice, and related services.....	40	11	06/09	214.799	216.672	216.463	212.304	213.050
Securities brokerage, dealing, and investment advice.....	40	1101	12/08	103.870	102.918	102.799	99.957	100.315
Securities brokerage, dealing, and investment advice.....	40	110101	12/08	103.870	102.918	102.799	99.957	100.315
Securities brokerage and dealing related services (partial).....	40	1102	12/08	757.033	787.660	787.158	783.254	785.918
Securities brokerage and dealing related services.....	40	110201	12/08	757.033	787.660	787.158	783.254	785.918
Portfolio management.....	40	2	12/08	261.789	266.999	265.579	257.681	253.052
Portfolio management.....	40	21	12/08	261.789	266.999	265.579	257.681	253.052
Portfolio management.....	40	2101	12/08	261.789	266.999	265.579	257.681	253.052
Portfolio management.....	40	210101	12/08	261.789	266.999	265.579	257.681	253.052
Investment banking.....	40	3	12/08	240.654	245.288	252.318	251.948	249.139
Investment banking.....	40	31	12/08	240.654	245.288	252.318	251.948	249.139
Investment banking.....	40	3101	12/08	240.654	245.288	252.318	251.948	249.139
Investment banking.....	40	310101	12/08	240.654	245.288	252.318	251.948	249.139
Insurance and annuities.....	41	—	06/09	131.083	131.328	131.708	131.727	131.707
Insurance.....	41	1	06/09	133.898	134.162	134.571	134.610	134.589
Insurance.....	41	11	06/09	133.898	134.162	134.571	134.610	134.589
Life insurance.....	41	1101	03/09	107.836	107.836	107.424	107.469	107.468
Life insurance.....	41	110101	03/09	107.836	107.836	107.424	107.469	107.468
Disability insurance, including accidental death.....	41	1102	03/09	101.977	101.977	101.977	101.977	101.977
Disability insurance, including accidental death.....	41	110201	03/09	101.977	101.977	101.977	101.977	101.977
Health and medical insurance.....	41	1103	03/09	148.008	148.591	148.655	148.770	148.770
Health and medical insurance.....	41	110301	03/09	148.008	148.591	148.655	148.770	148.770
Property and casualty insurance.....	41	1104	03/09	135.746	135.991	137.022	137.021	136.978
Property and casualty insurance.....	41	110401	03/09	135.746	135.991	137.022	137.021	136.978

See footnotes at end of table.

Table 9. Producer price indexes for commodity and service groupings and individual items, not seasonally adjusted — Continued
 [November 2023, Index base 1982=100, unless otherwise indicated]

Title	Commodity code		Other index base	Unadjusted index ¹				
	Group code	Item code		July 2023	Aug. 2023 ^P	Sept. 2023 ^P	Oct. 2023 ^P	Nov. 2023 ^P
Annuities.....	41	2	03/09	114.538	114.533	114.514	114.189	114.181
Annuities.....	41	21	03/09	114.538	114.533	114.514	114.189	114.181
Annuities.....	41	2101	03/09	114.538	114.533	114.514	114.189	114.181
Annuities.....	41	210101	03/09	114.538	114.533	114.514	114.189	114.181
Commissions and fees from sales and administration of insurance policies (partial).....	42	—	06/09	110.063	110.086	110.130	110.094	110.094
Commissions from sales of insurance.....	42	1	06/09	110.063	110.086	110.130	110.094	110.094
Commissions from sales of insurance.....	42	11	06/09	110.063	110.086	110.130	110.094	110.094
Commissions from sales of life insurance and annuities.....	42	1101	06/09	104.877	104.877	104.877	104.877	104.877
Commissions from sales of life insurance and annuities.....	42	110101	06/09	104.877	104.877	104.877	104.877	104.877
Commissions from sales of health and medical insurance.....	42	1102	06/09	110.676	110.676	110.676	110.613	110.613
Commissions from sales of health and medical insurance.....	42	110201	06/09	110.676	110.676	110.676	110.613	110.613
Commissions from sales of property and casualty insurance.....	42	1103	06/09	113.040	113.075	113.145	113.104	113.104
Commissions from sales of property and casualty insurance.....	42	110301	06/09	113.040	113.075	113.145	113.104	113.104
Commissions from sales of other insurance.....	42	1104	06/09	100.786	100.786	100.786	100.786	100.786
Commissions from sales of other insurance.....	42	110401	06/09	100.786	100.786	100.786	100.786	100.786
Real estate services (partial).....	43	—	06/09	145.770	148.606	150.087	147.962	149.048
Nonresidential real estate services.....	43	1	06/09	128.633	131.695	133.814	130.720	132.111
Nonresidential real estate rents.....	43	11	06/09	128.371	132.055	134.730	130.628	132.384
Office buildings, gross rents.....	43	1101	12/08	131.179	134.921	135.455	133.263	136.153
Office buildings, gross rents.....	43	110101	12/08	131.179	134.921	135.455	133.263	136.153
Retail properties, gross rents.....	43	1102	04/09	120.001	123.578	128.335	120.122	125.552
Retail properties, gross rents.....	43	110201	04/09	120.001	123.578	128.335	120.122	125.552
Industrial buildings, gross rents.....	43	1103	04/09	113.997	114.227	113.929	114.611	114.611
Industrial buildings, gross rents.....	43	110301	04/09	113.997	114.227	113.929	114.611	114.611
Self-service storage and miniwarehouses, gross rents.....	43	1104	12/08	173.698	174.703	175.035	173.482	175.198
Self-service storage and miniwarehouses, gross rents.....	43	110401	12/08	173.698	174.703	175.035	173.482	175.198
Other nonresidential buildings, gross rents.....	43	1105	12/08	110.228	116.653	121.607	119.002	111.650
Other nonresidential buildings, gross rents.....	43	110501	12/08	110.228	116.653	121.607	119.002	111.650
Nonresidential property sales and leases including land, brokerage fees and commissions.....	43	12	12/08	141.646	142.153	142.152	141.764	141.496
Nonresidential property sales and leases including land, brokerage fees and commissions.....	43	1201	12/08	141.646	142.153	142.152	141.764	141.496
Nonresidential property sales and leases including land, brokerage fees and commissions.....	43	120101	12/08	141.646	142.153	142.152	141.764	141.496
Nonresidential property management fees.....	43	13	12/08	103.395	104.214	104.275	105.799	106.066
Nonresidential property management fees.....	43	1301	12/08	103.395	104.214	104.275	105.799	106.066
Nonresidential property management fees.....	43	130101	12/08	103.395	104.214	104.275	105.799	106.066
Residential real estate services (partial).....	43	2	06/09	177.004	179.431	179.687	179.564	180.095
Residential property sales and rental, brokerage fees and commissions.....	43	21	12/08	197.889	201.343	202.012	202.411	202.287
Residential property sales and rental, brokerage fees and commissions.....	43	2101	12/08	197.889	201.343	202.012	202.411	202.287
Residential property sales and rental, brokerage fees and commissions.....	43	210101	12/08	197.889	201.343	202.012	202.411	202.287
Residential property management fees.....	43	22	12/08	128.950	129.098	128.445	127.181	129.140
Residential property management fees.....	43	2201	12/08	128.950	129.098	128.445	127.181	129.140
Residential property management fees.....	43	220101	12/08	128.950	129.098	128.445	127.181	129.140
Real estate appraisal fees.....	43	3	12/08	118.871	118.857	117.724	117.228	116.320
Real estate appraisal fees.....	43	31	12/08	118.871	118.857	117.724	117.228	116.320
Real estate appraisal fees.....	43	3101	12/08	118.871	118.857	117.724	117.228	116.320
Real estate appraisal fees.....	43	310101	12/08	118.871	118.857	117.724	117.228	116.320
Rental and leasing of goods (partial).....	44	—	06/09	111.893	111.332	109.047	110.987	108.090
Passenger car rental.....	44	1	03/09	112.054	111.288	104.834	109.844	102.620
Passenger car rental.....	44	11	03/09	112.054	111.288	104.834	109.844	102.620
Passenger car rental.....	44	1101	03/09	112.054	111.288	104.834	109.844	102.620
Passenger car rental.....	44	110101	03/09	112.054	111.288	104.834	109.844	102.620
Truck, trailer, and RV rental and leasing.....	44	2	06/09	124.497	123.769	124.855	124.156	124.497
Truck, trailer, and RV rental and leasing.....	44	21	06/09	116.964	116.279	117.300	116.643	116.963
Truck, truck trailer and RV rental.....	44	2101	12/08	124.098	123.123	122.883	121.755	122.718
Truck, truck trailer and RV rental.....	44	210101	12/08	124.098	123.123	122.883	121.755	122.718
Truck, truck trailer and RV leasing.....	44	2102	12/08	120.974	120.445	122.450	122.080	121.963
Truck, truck trailer and RV leasing.....	44	210201	12/08	120.974	120.445	122.450	122.080	121.963
Construction, mining, and forestry machinery and equipment rental and leasing.....	44	3	03/09	105.845	105.630	105.856	106.066	105.944

See footnotes at end of table.

Table 9. Producer price indexes for commodity and service groupings and individual items, not seasonally adjusted — Continued
 [November 2023, Index base 1982=100, unless otherwise indicated]

Title	Commodity code		Other index base	Unadjusted index ¹				
	Group code	Item code		July 2023	Aug. 2023 ^P	Sept. 2023 ^P	Oct. 2023 ^P	Nov. 2023 ^P
Construction, mining, and forestry machinery and equipment rental and leasing.....	44	31	03/09	105.845	105.630	105.856	106.066	105.944
Construction, mining, and forestry machinery and equipment rental and leasing.....	44	3101	03/09	105.845	105.630	105.856	106.066	105.944
Construction, mining, and forestry machinery and equipment rental and leasing.....	44	310101	03/09	105.845	105.630	105.856	106.066	105.944
Professional services (partial).....	45	—	06/09	139.392	138.844	140.217	139.680	139.655
Legal services.....	45	1	03/09	163.823	163.618	163.601	164.839	164.538
Legal services.....	45	11	03/09	163.823	163.618	163.601	164.839	164.538
Legal services.....	45	1101	03/09	163.823	163.618	163.601	164.839	164.538
Legal services.....	45	110101	03/09	163.823	163.618	163.601	164.839	164.538
Accounting services (partial).....	45	2	06/09	129.488	129.559	131.432	128.697	128.603
Accounting services, excluding payroll.....	45	21	06/09	129.488	129.559	131.432	128.697	128.603
Financial auditing.....	45	2101	12/08	120.353	121.289	122.055	118.613	118.258
Financial auditing.....	45	210101	12/08	120.353	121.289	122.055	118.613	118.258
Tax preparation and planning.....	45	2102	04/09	129.339	125.379	128.767	123.956	123.990
Tax preparation and planning.....	45	210201	04/09	129.339	125.379	128.767	123.956	123.990
Bookkeeping and compilation.....	45	2103	12/08	145.139	153.105	150.740	150.590	150.549
Bookkeeping and compilation.....	45	210301	12/08	145.139	153.105	150.740	150.590	150.549
Other accounting services, including billing and review (partial).....	45	2104	12/08	120.112	119.255	124.389	125.509	125.596
Other accounting services, including billing and review (partial).....	45	210401	12/08	120.112	119.255	124.389	125.509	125.596
Architectural and engineering services.....	45	3	06/09	132.409	132.351	132.316	133.485	133.485
Architectural services.....	45	31	03/09	113.142	113.042	113.042	113.838	113.838
Architectural services.....	45	3101	03/09	113.142	113.042	113.042	113.838	113.838
Architectural services.....	45	310101	03/09	113.142	113.042	113.042	113.838	113.838
Engineering services.....	45	32	03/09	135.905	135.856	135.814	137.051	137.051
Engineering services.....	45	3201	03/09	135.905	135.856	135.814	137.051	137.051
Engineering services.....	45	320101	03/09	135.905	135.856	135.814	137.051	137.051
Management, scientific, and technical consulting services.....	45	4	06/09	117.509	114.878	120.748	116.406	116.647
Management consulting services.....	45	41	06/09	117.509	114.878	120.748	116.406	116.647
Administrative and general management consulting services.....	45	4101	12/08	139.622	134.409	145.409	136.886	137.126
Administrative and general management consulting services.....	45	410101	12/08	139.622	134.409	145.409	136.886	137.126
Human resources consulting services.....	45	4102	12/08	110.232	109.629	110.608	111.724	111.893
Human resources consulting services.....	45	410201	12/08	110.232	109.629	110.608	111.724	111.893
Marketing consulting services.....	45	4103	12/08	64.766	64.767	64.771	64.773	64.773
Marketing consulting services.....	45	410301	12/08	64.766	64.767	64.771	64.773	64.773
Process, physical distribution, and logistics consulting services.....	45	4104	12/08	116.617	118.377	118.652	119.247	120.473
Process, physical distribution, and logistics consulting services.....	45	410401	12/08	116.617	118.377	118.652	119.247	120.473
Advertising and related services (partial).....	45	5	12/08	117.995	117.720	117.749	117.697	117.650
Advertising agency services.....	45	51	12/08	117.995	117.720	117.749	117.697	117.650
Advertising agency services.....	45	5101	12/08	117.995	117.720	117.749	117.697	117.650
Advertising agency services.....	45	510101	12/08	117.995	117.720	117.749	117.697	117.650
Information technology (IT) technical support and consulting services (partial).....	45	6	12/08	125.657	127.215	127.403	126.984	128.939
Information technology (IT) technical support and consulting services (partial).....	45	61	12/08	125.657	127.215	127.403	126.984	128.939
Information technology (IT) technical support and consulting services (partial).....	45	6101	12/08	125.657	127.215	127.403	126.984	128.939
Information technology (IT) technical support and consulting services (partial).....	45	610101	12/08	125.657	127.215	127.403	126.984	128.939
Employment services.....	46	—	06/09	129.684	129.271	128.416	128.921	129.262
Permanent placement services.....	46	1	03/09	131.354	129.914	130.435	129.929	131.006
Permanent placement services.....	46	11	03/09	131.354	129.914	130.435	129.929	131.006
Employment placement services.....	46	1101	03/09	131.354	129.914	130.435	129.929	131.006
Employment placement services.....	46	110101	03/09	131.354	129.914	130.435	129.929	131.006
Executive search services.....	46	2	12/08	103.694	106.546	108.269	109.341	110.927
Executive search services.....	46	21	12/08	103.694	106.546	108.269	109.341	110.927
Executive search services.....	46	2101	12/08	103.694	106.546	108.269	109.341	110.927
Executive search services.....	46	210101	12/08	103.694	106.546	108.269	109.341	110.927
Staffing services.....	46	3	06/09	130.171	129.737	128.778	129.313	129.601
Temporary help services.....	46	31	03/09	140.392	139.544	137.665	138.645	138.965
Temporary help services.....	46	3101	03/09	140.392	139.544	137.665	138.645	138.965
Temporary help services.....	46	310101	03/09	140.392	139.544	137.665	138.645	138.965

See footnotes at end of table.

Table 9. Producer price indexes for commodity and service groupings and individual items, not seasonally adjusted — Continued
 [November 2023, Index base 1982=100, unless otherwise indicated]

Title	Commodity code		Other index base	Unadjusted index ¹				
	Group code	Item code		July 2023	Aug. 2023 ^P	Sept. 2023 ^P	Oct. 2023 ^P	Nov. 2023 ^P
Co-employment staffing services.....	46	32	12/08	120.050	120.050	120.050	120.123	120.376
Co-employment staffing services.....	46	3201	12/08	120.050	120.050	120.050	120.123	120.376
Co-employment staffing services.....	46	320101	12/08	120.050	120.050	120.050	120.123	120.376
Travel arrangement services (partial).....	47	—	06/09	108.482	111.039	110.518	109.752	109.707
Arrangement of flights (partial).....	47	1	06/09	110.013	110.640	109.968	107.969	108.259
Arrangement of international flights.....	47	11	12/08	110.685	111.835	110.406	107.223	107.724
Arrangement of international flights.....	47	1101	12/08	110.685	111.835	110.406	107.223	107.724
Arrangement of international flights.....	47	110101	12/08	110.685	111.835	110.406	107.223	107.724
Arrangement of domestic flights.....	47	12	12/08	100.316	100.236	100.570	100.221	100.221
Arrangement of domestic flights (partial).....	47	1201	12/08	100.316	100.236	100.570	100.221	100.221
Arrangement of domestic flights.....	47	120101	12/08	100.316	100.236	100.570	100.221	100.221
Arrangement of vehicle rentals and lodging.....	47	2	12/08	99.610	99.956	99.778	99.041	98.929
Arrangement of vehicle rentals and lodging.....	47	21	12/08	99.610	99.956	99.778	99.041	98.929
Arrangement of vehicle rentals and lodging (partial).....	47	2101	12/08	99.610	99.956	99.778	99.041	98.929
Arrangement of vehicle rentals and lodging.....	47	210101	12/08	99.610	99.956	99.778	99.041	98.929
Arrangement of cruises and tours.....	47	3	12/08	111.871	112.884	112.420	113.273	112.510
Arrangement of cruises and tours.....	47	31	12/08	111.871	112.884	112.420	113.273	112.510
Arrangement of cruises and tours.....	47	3101	12/08	111.871	112.884	112.420	113.273	112.510
Arrangement of cruises and tours.....	47	310101	12/08	111.871	112.884	112.420	113.273	112.510
Other travel arrangements (partial).....	47	4	12/08	116.541	125.427	124.888	124.888	124.888
Other travel arrangements (partial).....	47	41	12/08	116.541	125.427	124.888	124.888	124.888
Other travel arrangements (partial).....	47	4101	12/08	116.541	125.427	124.888	124.888	124.888
Other travel arrangements (partial).....	47	410101	12/08	116.541	125.427	124.888	124.888	124.888
Selected security services (partial).....	48	—	03/09	145.832	149.631	149.452	150.660	150.358
Security guard services.....	48	1	03/09	145.832	149.631	149.452	150.660	150.358
Security guard services.....	48	11	03/09	145.832	149.631	149.452	150.660	150.358
Security guard services.....	48	1101	03/09	145.832	149.631	149.452	150.660	150.358
Security guard services.....	48	110101	03/09	145.832	149.631	149.452	150.660	150.358
Cleaning and building maintenance services (partial).....	49	—	03/09	126.208	126.204	122.925	122.811	123.018
Janitorial services.....	49	1	03/09	126.208	126.204	122.925	122.811	123.018
Janitorial services.....	49	11	03/09	126.208	126.204	122.925	122.811	123.018
Janitorial services.....	49	1101	03/09	126.208	126.204	122.925	122.811	123.018
Janitorial services.....	49	110101	03/09	126.208	126.204	122.925	122.811	123.018
Waste collection and remediation services (partial).....	50	—	12/08	167.392	169.585	171.010	171.043	171.951
Waste collection.....	50	1	12/08	167.392	169.585	171.010	171.043	171.951
Solid waste collection.....	50	11	12/08	167.392	169.585	171.010	171.043	171.951
Solid waste collection.....	50	1101	12/08	167.392	169.585	171.010	171.043	171.951
Solid waste collection.....	50	110101	12/08	167.392	169.585	171.010	171.043	171.951
Health care services.....	51	—	06/09	136.012	136.096	136.580	137.449	137.310
Outpatient care (partial).....	51	1	06/09	128.717	128.823	129.002	129.296	129.116
Outpatient care (partial).....	51	11	06/09	128.717	128.823	129.002	129.296	129.116
Physician care.....	51	1101	03/09	116.838	116.851	116.860	116.965	116.965
Medicare patients: physician care.....	51	110102	06/14	106.398	106.398	106.398	106.457	106.457
Medicaid patients: physician care.....	51	110103	06/14	90.022	90.034	90.034	90.090	90.090
Private insurance patients: physician care.....	51	110104	06/14	111.368	111.370	111.380	111.511	111.511
All other patients: physician care.....	51	110105	06/14	115.609	115.694	115.733	115.826	115.826
Medical laboratory and diagnostic imaging center care.....	51	1102	03/09	95.199	95.238	95.269	95.269	95.270
Medical laboratory care.....	51	110201	03/09	90.879	90.935	90.962	90.962	90.963
Medicare patients: medical laboratory care.....	51	1102011	06/14	79.423	79.423	79.423	79.423	79.423
Medicaid patients: medical laboratory care.....	51	1102012	06/14	95.625	95.625	95.625	95.625	95.625
Private insurance patients: medical laboratory care.....	51	1102013	06/14	98.070	98.177	98.227	98.227	98.230
All other patients: medical laboratory care.....	51	1102014	06/14	103.207	103.207	103.207	103.207	103.207
Diagnostic imaging center care.....	51	110202	03/09	102.159	102.159	102.201	102.201	102.201
Medicare and Medicaid patients: diagnostic imaging center care.....	51	1102021	06/14	91.903	91.903	92.039	92.039	92.039
Private insurance and all other patients: diagnostic imaging center care.....	51	1102024	06/14	104.908	104.908	104.917	104.917	104.917
Home health and hospice care.....	51	1103	12/08	126.688	127.389	127.939	128.645	128.645
Home health and hospice care.....	51	110301	12/08	126.688	127.389	127.939	128.645	128.645
Medicare and Medicaid patients: home health and hospice care.....	51	11030101	12/08	120.318	121.000	121.617	122.238	122.239
Medicare patients: home health and hospice care.....	51	110301011	12/08	110.524	110.524	110.524	111.738	111.738
Medicaid patients: home health and hospice care.....	51	110301012	12/08	129.881	131.170	132.336	132.439	132.440

See footnotes at end of table.

Table 9. Producer price indexes for commodity and service groupings and individual items, not seasonally adjusted — Continued
 [November 2023, Index base 1982=100, unless otherwise indicated]

Title	Commodity code		Other index base	Unadjusted index ¹				
	Group code	Item code		July 2023	Aug. 2023 ^P	Sept. 2023 ^P	Oct. 2023 ^P	Nov. 2023 ^P
Private insurance and all other patients: home health and hospice care.....	51	11030102	12/08	146.377	147.258	147.710	147.710	147.710
Private insurance patients: home health and hospice care.....	51	110301021	06/14	109.336	109.336	112.620	112.620	112.620
All other patients: home health and hospice care.....	51	110301022	06/14	153.821	154.852	154.852	154.852	154.852
Hospital outpatient care.....	51	1104	12/08	149.609	149.545	149.906	150.460	149.891
Hospital outpatient care.....	51	110401	12/08	149.609	149.545	149.906	150.460	149.891
Hospital outpatient care, general medical & surgical hospitals.....	51	1104011	12/08	149.509	149.442	149.822	150.405	149.807
Medicare patients: hospital outpatient care, general medical and surgical hospitals.....	51	11040111	06/14	115.062	115.067	115.067	115.343	115.343
Medicaid patients: hospital outpatient care, general medical and surgical hospitals.....	51	11040112	06/14	106.380	106.380	106.380	106.380	106.380
Private insurance and all other patients: outpatient care, gen. medical and surgical hospitals.....	51	11040113	06/14	133.884	133.788	134.316	134.988	134.155
Dental care.....	51	1105	06/10	131.031	131.627	131.627	131.595	131.775
Private insurance patients: dental care.....	51	110502	06/14	119.247	119.741	119.741	119.710	119.998
Private insurance patients: dental visits and consultations.....	51	1105021	06/14	130.965	132.142	132.142	132.066	132.910
Private insurance patients: dental surgical intervention services.....	51	1105022	06/14	114.204	114.204	114.204	114.204	114.204
Private insurance patients: dental non-surgical intervention services.....	51	1105023	06/14	113.275	113.454	113.454	113.444	113.444
Medicare, Medicaid and all other patients: dental care.....	51	110503	06/14	126.234	126.874	126.874	126.846	126.846
Medicare, Medicaid and all other patients: dental visits and consultations.....	51	1105031	06/14	128.772	130.060	130.060	129.993	129.993
Medicare, Medicaid and all other patients: dental surgical intervention services.....	51	1105032	06/14	112.531	112.531	112.531	112.531	112.531
Medicare and Medicaid and all other patients: dental non-surgical intervention services.....	51	1105033	06/14	128.783	129.199	129.199	129.187	129.187
Inpatient care.....	51	2	06/09	147.288	147.321	148.444	150.472	150.402
Inpatient care.....	51	21	06/09	147.288	147.321	148.444	150.472	150.402
Hospital inpatient care.....	51	2101	12/08	148.338	148.249	149.844	152.177	152.116
Hospital inpatient care.....	51	210101	12/08	148.338	148.249	149.844	152.177	152.116
Hospital inpatient care, general medical and surgical hospitals.....	51	2101011	12/08	149.876	149.801	151.543	153.827	153.745
Medicare patients: hospital inpatient care, general medical and surgical hospitals.....	51	21010111	06/14	118.569	118.568	118.568	122.626	122.409
Medicaid patients: hospital inpatient care, general medical and surgical hospitals.....	51	21010112	06/14	112.878	112.736	112.736	112.736	112.736
Private insur. & all other patients: hospital inpatient, general medical and surgical hospitals.....	51	21010113	06/14	139.888	139.795	143.087	143.826	143.862
Private insurance patients: hospital inpatient care, general medical and surgical hospitals.....	51	210101131	06/14	139.583	139.479	139.676	140.495	140.534
All other patients: hospital inpatient care, general medical and surgical hospitals.....	51	210101132	06/14	144.332	144.332	176.624	176.624	176.624
Hospital inpatient care, psychiatric & substance abuse hospitals.....	51	2101012	12/08	132.947	132.788	132.788	132.788	132.822
Hospital inpatient care, specialty hospitals.....	51	2101013	12/08	127.496	127.124	126.686	132.947	133.325
Medicare patients: hospital inpatient care, specialty hospitals.....	51	21010131	06/14	114.480	114.471	114.601	116.723	117.119
Medicaid patients: hospital inpatient care, specialty hospitals.....	51	21010132	06/14	116.943	115.640	113.184	145.695	146.633
Private insurance and all other patients: hospital inpatient care, specialty hospitals.....	51	21010133	06/14	110.656	110.341	110.122	110.668	110.775
Nursing home care.....	51	2102	12/08	146.543	147.021	146.698	148.099	147.972
Nursing home care.....	51	210201	12/08	146.543	147.021	146.698	148.099	147.972
Medicare and Medicaid patients: Nursing home care.....	51	21020101	12/08	144.221	144.675	144.051	146.207	146.138
Medicaid patients: Nursing home care.....	51	210201011	06/12	149.090	149.842	148.808	149.778	149.673
Medicare patients: Nursing home care.....	51	210201012	06/12	119.257	119.257	119.259	122.713	122.702
Private insurance and all other patients: Nursing home care.....	51	21020102	12/08	150.814	151.384	151.417	151.770	151.550
Private insurance patients: Nursing home care.....	51	210201021	06/14	105.795	105.795	105.795	105.795	105.795
All other patients: Nursing home care.....	51	210201022	06/14	135.602	136.218	136.255	136.636	136.398
Intellectual and developmental disability center care.....	51	2103	12/08	191.255	191.297	191.419	191.510	191.563
Intellectual and developmental disability center care.....	51	210301	12/08	191.255	191.297	191.419	191.510	191.563
Medicaid patients: Intellectual and developmental disability center care.....	51	21030101	06/14	147.870	147.911	148.029	148.118	148.170
Medicare, private ins. & all other patients: Intellectual & develop. disability center care.....	51	21030102	06/14	156.714	156.714	156.714	156.714	156.714
Sales of blood and blood products, organs, and tissues.....	51	3	03/09	119.258	119.308	118.310	118.542	119.214
Sales of blood and blood products, organs, and tissues.....	51	31	03/09	119.258	119.308	118.310	118.542	119.214
Sales of blood and blood products, organs, and tissues.....	51	3101	03/09	119.258	119.308	118.310	118.542	119.214
Sales of blood and blood products, organs, and tissues.....	51	310101	03/09	119.258	119.308	118.310	118.542	119.214
Accommodation services.....	53	—	06/09	150.443	145.860	144.092	141.682	141.485
Traveler accommodation services.....	53	1	06/09	150.443	145.860	144.092	141.682	141.485
Traveler accommodation services.....	53	11	06/09	150.443	145.860	144.092	141.682	141.485
Guestroom or unit rental.....	53	1101	03/09	156.213	150.969	148.983	146.314	145.936
Guestroom or unit rental.....	53	110101	03/09	156.213	150.969	148.983	146.314	145.936
Other traveler accommodation services.....	53	1102	03/09	141.726	143.335	143.494	143.261	145.194
Other traveler accommodation services.....	53	110201	03/09	141.726	143.335	143.494	143.261	145.194

See footnotes at end of table.

Table 9. Producer price indexes for commodity and service groupings and individual items, not seasonally adjusted — Continued
 [November 2023, Index base 1982=100, unless otherwise indicated]

Title	Commodity code		Other index base	Unadjusted index ¹				
	Group code	Item code		July 2023	Aug. 2023 ^P	Sept. 2023 ^P	Oct. 2023 ^P	Nov. 2023 ^P
Food and beverage for immediate consumption services (partial).....	54	—	06/09	130.082	131.063	131.392	131.402	131.803
Food and beverage for immediate consumption services (partial).....	54	1	06/09	130.082	131.063	131.392	131.402	131.803
Food and nonalcoholic beverages for immediate consumption (partial).....	54	11	04/09	124.319	125.435	125.615	125.600	125.776
Food and nonalcoholic beverages for immediate consumption (partial).....	54	1101	04/09	124.319	125.435	125.615	125.600	125.776
Food and nonalcoholic beverages for immediate consumption (partial).....	54	110101	04/09	124.319	125.435	125.615	125.600	125.776
Alcoholic beverages for immediate consumption (partial).....	54	12	12/08	166.541	166.684	167.945	168.110	169.910
Alcoholic beverages for immediate consumption (partial).....	54	1201	12/08	166.541	166.684	167.945	168.110	169.910
Alcoholic beverages for immediate consumption (partial).....	54	120101	12/08	166.541	166.684	167.945	168.110	169.910
Repair and maintenance services (partial).....	55	—	06/09	152.476	154.508	155.298	155.138	155.418
Commercial and industrial machinery and equipment repair and maintenance.....	55	1	03/09	155.980	155.993	158.579	157.741	157.908
Commercial and industrial machinery and equipment repair and maintenance.....	55	11	03/09	155.980	155.993	158.579	157.741	157.908
Commercial machinery repair and maintenance.....	55	1101	03/09	155.980	155.993	158.579	157.741	157.908
Commercial machinery repair and maintenance.....	55	110101	03/09	155.980	155.993	158.579	157.741	157.908
Motor vehicle repair and maintenance (partial).....	55	2	12/08	158.557	164.384	160.731	161.265	161.445
Motor vehicle repair and maintenance (partial).....	55	21	12/08	158.557	164.384	160.731	161.265	161.445
Motor vehicle repair and maintenance (partial).....	55	2101	12/08	158.557	164.384	160.731	161.265	161.445
Motor vehicle repair and maintenance (partial).....	55	210101	12/08	158.557	164.384	160.731	161.265	161.445
Ship repair and maintenance.....	55	3	06/09	131.541	133.097	133.117	133.117	134.983
Ship repair and maintenance.....	55	31	06/09	131.541	133.097	133.117	133.117	134.983
Ship repair, military.....	55	3101	12/08	117.372	117.666	117.666	117.666	117.960
Ship repair, military.....	55	310101	12/08	117.372	117.666	117.666	117.666	117.960
Ship repair, nonmilitary.....	55	3102	12/08	167.370	171.599	171.660	171.660	176.848
Ship repair, nonmilitary.....	55	310201	12/08	167.370	171.599	171.660	171.660	176.848
Aircraft repair and maintenance.....	55	4	04/09	142.894	143.196	148.328	148.603	148.635
Aircraft repair and maintenance.....	55	41	04/09	142.894	143.196	148.328	148.603	148.635
Aircraft repair and maintenance.....	55	4101	04/09	142.894	143.196	148.328	148.603	148.635
Aircraft repair and maintenance.....	55	410101	04/09	142.894	143.196	148.328	148.603	148.635
Entertainment services (partial).....	56	—	06/09	125.212	123.885	124.185	126.268	127.279
Membership dues and admissions and recreation facility use fees (partial).....	56	1	06/09	140.667	138.766	138.824	141.335	143.442
Membership dues and admissions and recreation facility use fees (partial).....	56	11	06/09	140.667	138.766	138.824	141.335	143.442
Membership dues.....	56	1101	04/09	128.133	128.133	128.131	128.342	128.765
Membership dues, golf courses and country clubs.....	56	110101	04/09	162.473	162.473	162.429	162.429	162.429
Membership dues, fitness and recreational sports centers.....	56	110102	04/09	108.356	108.356	108.374	108.676	109.281
Admissions and recreational facilities use fees (partial).....	56	1102	12/08	161.303	155.527	155.707	162.900	168.423
Admissions and recreational facilities use fees, golf courses and country clubs.....	56	110201	12/08	114.523	114.340	114.340	114.700	124.362
Admissions and recreational facilities use fees, fitness and recreational sports centers.....	56	110202	12/08	154.918	154.918	154.918	154.918	154.918
Admissions and recreational facilities use fees, amusement and theme parks.....	56	110203	12/08	198.024	184.651	185.072	201.614	206.299
Recreational activity instruction fees (partial).....	56	2	12/08	123.359	123.359	123.359	123.359	123.359
Recreational activity instruction fees (partial).....	56	21	12/08	123.359	123.359	123.359	123.359	123.359
Recreational activity instruction fees (partial).....	56	2101	12/08	123.359	123.359	123.359	123.359	123.359
Recreational activity instruction fees (partial).....	56	210101	12/08	123.359	123.359	123.359	123.359	123.359
Gaming receipts (partial).....	56	3	12/08	110.250	109.439	110.069	111.912	111.736
Gaming receipts (partial).....	56	31	12/08	110.250	109.439	110.069	111.912	111.736
Gaming receipts (partial).....	56	3101	12/08	110.250	109.439	110.069	111.912	111.736
Gaming receipts (partial).....	56	310101	12/08	110.250	109.439	110.069	111.912	111.736
Wholesale trade services.....	57	—	06/09	162.231	161.096	160.577	162.471	162.635
Machinery and equipment and parts and supplies wholesaling.....	57	1	06/09	168.511	170.350	171.079	170.230	171.104
Machinery and equipment and parts and supplies wholesaling.....	57	11	06/09	168.511	170.350	171.079	170.230	171.104
Parts and supplies for machinery and equipment wholesaling.....	57	1102	03/09	187.170	191.504	191.458	193.188	194.740
Parts and supplies for machinery and equipment wholesaling.....	57	110201	03/09	187.170	191.504	191.458	193.188	194.740
Machinery and vehicle wholesaling.....	57	1103	05/19	128.849	129.298	130.204	127.853	128.572
Machinery and vehicle wholesaling.....	57	110301	05/19	128.849	129.298	130.204	127.853	128.572
Professional and commercial equipment wholesaling.....	57	1104	05/19	101.107	101.889	102.474	103.425	102.944
Professional and commercial equipment wholesaling.....	57	110401	05/19	101.107	101.889	102.474	103.425	102.944
Furnishings wholesaling.....	57	2	03/09	136.203	134.650	137.413	129.667	129.667
Furnishings wholesaling.....	57	21	03/09	136.203	134.650	137.413	129.667	129.667
Furnishings wholesaling.....	57	2101	03/09	136.203	134.650	137.413	129.667	129.667

See footnotes at end of table.

Table 9. Producer price indexes for commodity and service groupings and individual items, not seasonally adjusted — Continued
 [November 2023, Index base 1982=100, unless otherwise indicated]

Title	Commodity code		Other index base	Unadjusted index ¹				
	Group code	Item code		July 2023	Aug. 2023 ^P	Sept. 2023 ^P	Oct. 2023 ^P	Nov. 2023 ^P
Furnishings wholesaling.....	57	210101	03/09	136.203	134.650	137.413	129.667	129.667
Building materials, paint, and hardware wholesaling.....	57	3	03/09	131.836	132.081	132.193	131.940	130.652
Building materials, paint, and hardware wholesaling.....	57	31	03/09	131.836	132.081	132.193	131.940	130.652
Building materials, paint, and hardware wholesaling.....	57	3101	03/09	131.836	132.081	132.193	131.940	130.652
Building materials, paint, and hardware wholesaling.....	57	310101	03/09	131.836	132.081	132.193	131.940	130.652
Metals, minerals, and ores wholesaling.....	57	4	03/09	267.490	255.712	247.795	272.070	268.814
Metals, minerals, and ores wholesaling.....	57	41	03/09	267.490	255.712	247.795	272.070	268.814
Metals, minerals, and ores wholesaling.....	57	4101	03/09	267.490	255.712	247.795	272.070	268.814
Metals, minerals, and ores wholesaling.....	57	410101	03/09	267.490	255.712	247.795	272.070	268.814
Chemicals and allied products wholesaling.....	57	5	03/09	128.748	125.096	122.088	129.683	123.745
Chemicals and allied products wholesaling.....	57	51	03/09	128.748	125.096	122.088	129.683	123.745
Chemicals and allied products wholesaling.....	57	5101	03/09	128.748	125.096	122.088	129.683	123.745
Chemicals and allied products wholesaling.....	57	510101	03/09	128.748	125.096	122.088	129.683	123.745
Paper and plastics products wholesaling.....	57	6	03/09	202.630	208.165	206.073	207.270	206.216
Paper and plastics products wholesaling.....	57	61	03/09	202.630	208.165	206.073	207.270	206.216
Paper and plastics products wholesaling.....	57	6101	03/09	202.630	208.165	206.073	207.270	206.216
Paper and plastics products wholesaling.....	57	610101	03/09	202.630	208.165	206.073	207.270	206.216
Apparel wholesaling.....	57	7	03/09	127.379	134.665	137.772	138.879	142.973
Apparel wholesaling.....	57	71	03/09	127.379	134.665	137.772	138.879	142.973
Apparel wholesaling.....	57	7101	03/09	127.379	134.665	137.772	138.879	142.973
Apparel wholesaling.....	57	710101	03/09	127.379	134.665	137.772	138.879	142.973
Food and alcohol wholesaling.....	57	8	06/09	144.254	139.494	137.681	138.153	140.777
Food and alcohol wholesaling.....	57	81	06/09	144.254	139.494	137.681	138.153	140.777
Food wholesaling.....	57	8101	03/09	141.429	136.095	134.015	134.195	137.075
Food wholesaling.....	57	810101	03/09	141.429	136.095	134.015	134.195	137.075
Alcohol wholesaling.....	57	8102	02/09	153.614	153.875	154.358	157.120	157.464
Alcohol wholesaling.....	57	810201	02/09	153.614	153.875	154.358	157.120	157.464
Other commodities wholesaling.....	57	9	03/09	169.055	166.808	167.155	169.522	170.871
Other commodities wholesaling.....	57	91	03/09	169.055	166.808	167.155	169.522	170.871
Other commodities wholesaling.....	57	9101	03/09	169.055	166.808	167.155	169.522	170.871
Other commodities wholesaling.....	57	910101	03/09	169.055	166.808	167.155	169.522	170.871
Retail trade services.....	58	—	06/09	151.138	152.775	153.528	153.016	150.682
Food and alcohol retailing.....	58	1	03/09	176.709	178.766	177.892	177.453	175.230
Food and alcohol retailing.....	58	11	03/09	176.709	178.766	177.892	177.453	175.230
Food retailing.....	58	1102	09/15	142.260	144.082	143.299	144.421	142.423
Food retailing.....	58	110201	09/15	142.260	144.082	143.299	144.421	142.423
Alcohol retailing.....	58	1103	09/15	125.475	125.940	125.795	116.664	116.330
Alcohol retailing.....	58	110301	09/15	125.475	125.940	125.795	116.664	116.330
Health and beauty care retailing, including optical goods.....	58	2	03/09	143.791	144.577	146.450	143.243	145.691
Health and beauty care retailing, including optical goods.....	58	21	03/09	143.791	144.577	146.450	143.243	145.691
Health and beauty care retailing, including optical goods.....	58	2101	03/09	143.791	144.577	146.450	143.243	145.691
Health and beauty care retailing, including optical goods.....	58	210101	03/09	143.791	144.577	146.450	143.243	145.691
Apparel, jewelry, footwear, and accessories retailing.....	58	3	06/09	120.097	124.867	133.191	133.744	131.962
Apparel, jewelry, footwear, and accessories retailing.....	58	31	06/09	120.097	124.867	133.191	133.744	131.962
Apparel, footwear, and accessories retailing.....	58	3101	03/09	114.207	119.692	129.434	129.424	127.621
Apparel, footwear, and accessories retailing.....	58	310101	03/09	114.207	119.692	129.434	129.424	127.621
Jewelry retailing.....	58	3102	03/09	141.884	140.745	137.550	142.036	140.699
Jewelry retailing.....	58	310201	03/09	141.884	140.745	137.550	142.036	140.699
Computer hardware, software, and supplies retailing.....	58	4	03/09	75.609	75.361	76.435	74.447	74.339
Computer hardware, software, and supplies retailing.....	58	41	03/09	75.609	75.361	76.435	74.447	74.339
Computer hardware, software, and supplies retailing.....	58	4101	03/09	75.609	75.361	76.435	74.447	74.339
Computer hardware, software, and supplies retailing.....	58	410101	03/09	75.609	75.361	76.435	74.447	74.339
TV, video, and photographic equipment and supplies retailing.....	58	5	03/09	55.771	53.979	55.249	57.706	52.767
TV, video, and photographic equipment and supplies retailing.....	58	51	03/09	55.771	53.979	55.249	57.706	52.767
TV, video, and photographic equipment and supplies retailing.....	58	5101	03/09	55.771	53.979	55.249	57.706	52.767
TV, video, and photographic equipment and supplies retailing.....	58	510101	03/09	55.771	53.979	55.249	57.706	52.767
Automobiles and automobile parts retailing.....	58	6	06/09	168.876	168.819	166.604	158.026	154.050
Automobiles and automobile parts retailing.....	58	61	06/09	168.876	168.819	166.604	158.026	154.050
Automobile retailing (Partial).....	58	6101	03/09	180.113	179.585	176.997	165.443	158.293

See footnotes at end of table.

Table 9. Producer price indexes for commodity and service groupings and individual items, not seasonally adjusted — Continued
 [November 2023, Index base 1982=100, unless otherwise indicated]

Title	Commodity code		Other index base	Unadjusted index ¹				
	Group code	Item code		July 2023	Aug. 2023 ^P	Sept. 2023 ^P	Oct. 2023 ^P	Nov. 2023 ^P
Automobile retailing (Partial).....	58	610101	03/09	180.113	179.585	176.997	165.443	158.293
Automotive parts, including tires, retailing.....	58	6102	03/09	151.906	152.938	151.471	149.333	152.502
Automotive parts, including tires, retailing.....	58	610201	03/09	151.906	152.938	151.471	149.333	152.502
RVs, trailers, and campers retailing.....	58	8	03/09	141.617	132.509	126.090	125.691	123.838
RVs, trailers, and campers retailing.....	58	81	03/09	141.617	132.509	126.090	125.691	123.838
RVs, trailers, and campers retailing.....	58	8101	03/09	141.617	132.509	126.090	125.691	123.838
RVs, trailers, and campers retailing.....	58	810101	03/09	141.617	132.509	126.090	125.691	123.838
Sporting goods, including boats, retailing.....	58	9	03/09	120.082	123.880	122.304	123.433	116.555
Sporting goods, including boats, retailing.....	58	91	03/09	120.082	123.880	122.304	123.433	116.555
Sporting goods, including boats, retailing.....	58	9101	03/09	120.082	123.880	122.304	123.433	116.555
Sporting goods, including boats, retailing.....	58	910101	03/09	120.082	123.880	122.304	123.433	116.555
Lawn, garden, and farm equipment and supplies retailing.....	58	A	03/09	179.784	179.586	182.733	181.963	181.160
Lawn, garden, and farm equipment and supplies retailing.....	58	A1	03/09	179.784	179.586	182.733	181.963	181.160
Lawn, garden, and farm equipment and supplies retailing.....	58	A101	03/09	179.784	179.586	182.733	181.963	181.160
Lawn, garden, and farm equipment and supplies retailing.....	58	A10101	03/09	179.784	179.586	182.733	181.963	181.160
Furniture retailing.....	58	B	03/09	150.089	146.529	146.087	146.584	138.757
Furniture retailing.....	58	B1	03/09	150.089	146.529	146.087	146.584	138.757
Furniture retailing.....	58	B101	03/09	150.089	146.529	146.087	146.584	138.757
Furniture retailing.....	58	B10101	03/09	150.089	146.529	146.087	146.584	138.757
Flooring and floor coverings retailing.....	58	C	03/09	132.722	130.870	131.521	132.590	133.780
Flooring and floor coverings retailing.....	58	C1	03/09	132.722	130.870	131.521	132.590	133.780
Flooring and floor coverings retailing.....	58	C101	03/09	132.722	130.870	131.521	132.590	133.780
Flooring and floor coverings retailing.....	58	C10101	03/09	132.722	130.870	131.521	132.590	133.780
Hardware and building materials and supplies retailing.....	58	D	03/09	169.991	170.311	173.788	174.398	174.136
Hardware and building materials and supplies retailing.....	58	D1	03/09	169.991	170.311	173.788	174.398	174.136
Hardware and building materials and supplies retailing.....	58	D101	03/09	169.991	170.311	173.788	174.398	174.136
Hardware and building materials and supplies retailing.....	58	D10101	03/09	169.991	170.311	173.788	174.398	174.136
Major household appliance retailing.....	58	E	03/09	126.419	131.144	134.121	124.306	129.839
Major household appliance retailing.....	58	E1	03/09	126.419	131.144	134.121	124.306	129.839
Major household appliance retailing.....	58	E101	03/09	126.419	131.144	134.121	124.306	129.839
Major household appliance retailing.....	58	E10101	03/09	126.419	131.144	134.121	124.306	129.839
Fuels and lubricants retailing.....	58	F	06/09	245.830	258.143	247.463	287.993	275.975
Fuels and lubricants retailing.....	58	F1	06/09	245.830	258.143	247.463	287.993	275.975
Automotive fuels and lubricants retailing.....	58	F101	03/09	313.209	336.201	325.445	381.953	359.231
Automotive fuels and lubricants retailing.....	58	F10101	03/09	313.209	336.201	325.445	381.953	359.231
Household fuels retailing.....	58	F102	03/09	157.724	147.401	133.437	147.293	158.067
Household fuels retailing.....	58	F10201	03/09	157.724	147.401	133.437	147.293	158.067
Cleaning supplies and paper products retailing.....	58	G	03/09	199.973	208.098	210.048	210.215	205.936
Cleaning supplies and paper products retailing.....	58	G1	03/09	199.973	208.098	210.048	210.215	205.936
Cleaning supplies and paper products retailing.....	58	G101	03/09	199.973	208.098	210.048	210.215	205.936
Cleaning supplies and paper products retailing.....	58	G10101	03/09	199.973	208.098	210.048	210.215	205.936
Book retailing.....	58	H	03/09	137.260	136.457	137.380	138.090	133.010
Book retailing.....	58	H1	03/09	137.260	136.457	137.380	138.090	133.010
Book retailing.....	58	H101	03/09	137.260	136.457	137.380	138.090	133.010
Book retailing.....	58	H10101	03/09	137.260	136.457	137.380	138.090	133.010
Other merchandise retailing (partial).....	58	I	03/09	137.340	139.403	138.405	138.429	134.777
Other merchandise retailing (partial).....	58	I1	03/09	137.340	139.403	138.405	138.429	134.777
Other merchandise retailing (partial).....	58	I101	03/09	137.340	139.403	138.405	138.429	134.777
Other merchandise retailing (partial).....	58	I10101	03/09	137.340	139.403	138.405	138.429	134.777
Metal treatment services.....	59	—	12/84	234.525	235.031	234.181	235.761	234.996
Metal treatment services.....	59	1	12/84	234.525	235.031	234.181	235.761	234.996
Metal treatment services.....	59	11	12/84	234.525	235.031	234.181	235.761	234.996
Metal plating and polishing.....	59	1101	12/84	257.204	257.204	257.204	257.204	257.204
Metal plating and polishing.....	59	110111	12/84	257.204	257.204	257.204	257.204	257.204
Metal coating and allied services.....	59	1102	12/84	220.278	221.200	219.650	219.717	217.997
Metal coating and allied services.....	59	110222	12/84	220.278	221.200	219.650	219.717	217.997
Metal heat treating.....	59	1103	06/85	208.579	208.579	208.579	215.477	216.273
Metal heat treating.....	59	110349	06/06	164.983	164.983	164.983	170.439	171.069
Mining services.....	60	—	06/85	262.842	262.089	264.205	261.744	265.663

See footnotes at end of table.

Table 9. Producer price indexes for commodity and service groupings and individual items, not seasonally adjusted — Continued
 [November 2023, Index base 1982=100, unless otherwise indicated]

Title	Commodity code		Other index base	Unadjusted index ¹				
	Group code	Item code		July 2023	Aug. 2023 ^p	Sept. 2023 ^p	Oct. 2023 ^p	Nov. 2023 ^p
Mining services.....	60	1	06/85	262.842	262.089	264.205	261.744	265.663
Mining services.....	60	11	06/85	262.842	262.089	264.205	261.744	265.663
Support activities for coal mining.....	60	1102	06/85	217.200	222.829	223.074	223.242	222.889
Support activities for coal mining.....	60	110201	06/85	217.200	222.829	223.074	223.242	222.889
Drilling oil and gas wells services.....	60	1103	12/85	394.542	412.285	412.285	412.285	409.888
Drilling oil and gas wells services.....	60	110301	12/85	394.542	412.285	412.285	412.285	409.888
Support activities for oil and gas operations.....	60	1104	12/85	220.312	216.024	218.511	215.611	220.676
Support activities for oil and gas operations.....	60	110401	12/85	220.312	216.024	218.511	215.611	220.676
Metal and nonmetallic minerals mining services.....	60	1106	05/23	100.000	100.000	100.000	100.000	100.000
Metal and nonmetallic minerals mining services.....	60	110601	05/23	100.000	100.000	100.000	100.000	100.000
Contract work on textile products, apparel, and leather.....	61	—	06/10	137.510	137.304	137.314	137.139	137.139
Contract work on textile products and apparel.....	61	1	06/10	137.614	137.401	137.411	137.226	137.226
Contract work on textile products and apparel.....	61	11	06/10	137.614	137.401	137.411	137.226	137.226
Contract work on textile products.....	61	1102	06/87	243.300	242.571	242.604	242.604	242.604
Commission finishing of broadwoven fabrics.....	61	110201	06/87	271.208	270.377	270.406	270.406	270.406
Commission finishing of cotton broadwoven fabrics.....	61	1102011	06/08	191.114	190.640	190.177	190.177	190.177
Other commission finishing of broadwoven fabrics (excl. cotton & wool).....	61	1102012	06/08	207.262	206.601	206.735	206.735	206.735
Commission knit or knit & finishing of weft & warp knit fabric.....	61	110204	12/94	138.311	138.311	138.494	138.494	138.494
Contract work on apparel.....	61	1103	06/87	146.971	146.971	146.971	146.971	146.971
Contract work on women's, girls' and infants' apparel.....	61	11031	12/11	113.423	113.423	113.423	113.423	—
Contract work on men's and boys' (including unisex) apparel.....	61	11032	12/11	125.866	125.866	125.866	125.866	125.866
Contract work on men's and boys' pants, work apparel, and other outerwear.....	61	110321	06/07	122.095	122.095	122.095	122.095	122.095
Contract work on men's and boys' shirts, tailored suits/coats/jackets, & underwear/nightwear.....	61	110323	06/07	138.093	138.093	138.093	138.093	—
Contract & commission receipts for tanning or finishing leather owned by others.....	61	2	06/11	131.273	131.345	131.366	131.633	131.633
Contract & commission receipts for tanning or finishing leather owned by others.....	61	21	06/11	131.273	131.345	131.366	131.633	131.633
Contract and commission receipts for tanning or finishing leather owned by others.....	61	2101	12/97	173.091	173.185	173.213	173.565	173.565
Contract and commission receipts for tanning or finishing leather owned by others.....	61	210101	12/97	173.091	173.185	173.213	173.565	173.565
Construction (partial).....	80	—	06/09	163.861	164.018	164.116	163.559	163.318
New nonresidential building construction.....	80	1	06/09	173.164	173.341	173.455	172.736	172.418
New nonresidential building construction.....	80	11	06/09	173.164	173.341	173.455	172.736	172.418
New warehouse building construction.....	80	1101	12/04	233.355	233.484	233.459	233.204	232.712
New warehouse building construction.....	80	110101	12/04	233.355	233.484	233.459	233.204	232.712
New school building construction.....	80	1102	12/05	224.145	224.216	224.367	223.720	223.810
New school building construction.....	80	110201	12/05	224.145	224.216	224.367	223.720	223.810
New office building construction.....	80	1103	06/06	204.181	204.605	204.420	202.151	201.907
New office building construction.....	80	110301	06/06	204.181	204.605	204.420	202.151	201.907
New industrial building construction.....	80	1104	06/07	191.607	191.794	193.114	193.140	192.719
New industrial building construction.....	80	110401	06/07	191.607	191.794	193.114	193.140	192.719
New health care building construction.....	80	1105	06/12	158.265	158.385	158.412	158.335	157.494
New health care building construction.....	80	110501	06/12	158.265	158.385	158.412	158.335	157.494
Maintenance and repair of nonresidential buildings (partial).....	80	2	04/09	147.309	147.378	147.400	147.745	147.941
Maintenance and repair of nonresidential buildings (partial).....	80	21	04/09	147.309	147.378	147.400	147.745	147.941
Maintenance and repair of nonresidential buildings (partial).....	80	2101	04/09	147.309	147.378	147.400	147.745	147.941
Maintenance and repair of nonresidential buildings (partial).....	80	210101	04/09	147.309	147.378	147.400	147.745	147.941

¹ All indexes are subject to revision for 4 months after their originally scheduled publication to incorporate late reports and corrections by survey respondents.

² Due to incomplete coverage of the services sector, some services indexes in this table reflect only a portion of their wherever-provided output. These indexes are flagged using the term "partial" at the end of their titles. For more information regarding wherever-provided services indexes, go to <https://www.bls.gov/ppi/wepnotice.htm>. This webpage includes methodology documentation, a table identifying missing coverage areas for those indexes with incomplete coverage, and a concordance table between wherever-provided services indexes and Census product codes.

^p Preliminary

"—" Data not available.

Table 10. Producer price indexes and percentage changes for net output of selected industries and industry groups, not seasonally adjusted
[November 2023]

Title ¹	Index base	Industry code	Unadjusted index ²					Unadjusted 1-month percent change ²	Unadjusted 12-month percent change ²
			July 2023	Aug. 2023 ^P	Sept. 2023 ^P	Oct. 2023 ^P	Nov. 2023 ^P	Oct. to Nov. ^P	Nov. 2022 to Nov. 2023 ^P
Total mining, utilities, and manufacturing industries.....	12/06	AMUM--	155.117	160.410	159.555	157.588	156.560	-0.7	-1.8
Total mining industries.....	12/84	OMIN--	215.493	222.539	232.659	229.465	225.028	-1.9	-10.4
Oil and gas extraction.....	12/85	211--	189.536	201.253	216.999	211.899	204.330	-3.6	-15.5
Mining (except oil & gas).....	12/03	212--	323.216	320.578	319.016	321.696	320.231	-0.5	-1.7
Mining support activities.....	06/09	213--	124.090	123.740	124.732	123.660	125.564	1.5	1.9
Utilities.....	12/03	221--	188.364	213.072	195.435	192.921	192.427	-0.3	1.4
Total manufacturing industries.....	12/84	OMFG--	245.434	251.105	252.253	249.014	247.258	-0.7	-2.2
Food mfg.....	12/84	311--	253.273	254.624	256.073	255.534	252.485	-1.2	-1.4
Beverage & tobacco mfg.....	12/03	312--	198.375	199.780	199.683	200.902	201.512	0.3	5.8
Textile mills.....	12/84	313--	170.048	169.601	169.713	169.251	169.282	0.0	-3.0
Textile product mills.....	12/03	314--	158.361	159.236	160.634	159.891	159.934	0.0	1.3
Apparel manufacturing.....	12/03	315--	127.388	127.396	127.748	127.305	127.289	0.0	1.4
Leather and allied product manufacturing.....	12/84	316--	202.617	203.025	203.067	203.142	203.274	0.1	2.7
Wood product manufacturing.....	12/03	321--	187.470	186.859	186.771	182.387	181.518	-0.5	-5.9
Paper manufacturing.....	12/03	322--	183.575	182.665	182.544	182.307	181.811	-0.3	-3.3
Printing and related support activities.....	12/03	323--	158.612	160.038	160.883	160.865	162.294	0.9	5.0
Petroleum and coal products manufacturing.....	12/84	324--	344.751	399.072	408.216	374.910	360.606	-3.8	-18.5
Chemical mfg.....	12/84	325--	353.618	352.235	352.063	351.969	350.332	-0.5	-3.0
Plastics and rubber products mfg.....	12/84	326--	250.755	250.301	250.068	249.895	249.941	0.0	-1.5
Nonmetallic mineral product mfg.....	12/84	327--	287.043	287.705	289.128	289.270	289.552	0.1	5.7
Primary metal mfg.....	12/84	331--	296.302	292.576	286.469	280.849	277.962	-1.0	-6.0
Fabricated metal product mfg.....	12/84	332--	278.857	278.483	278.177	278.998	278.859	0.0	2.2
Machinery mfg.....	12/03	333--	179.062	179.333	179.777	179.912	180.477	0.3	4.8
Computer & electronic product mfg.....	12/03	334--	99.174	99.461	99.428	99.450	99.633	0.2	2.0
Electrical equipment, appliance & component mfg.....	12/03	335--	197.287	198.193	197.594	198.041	198.643	0.3	3.2
Transportation equipment mfg.....	12/03	336--	139.765	139.745	139.806	140.410	140.692	0.2	2.2
Furniture & related product mfg.....	12/84	337--	269.692	269.238	269.183	268.259	268.569	0.1	1.3
Miscellaneous mfg.....	12/03	339--	144.951	145.005	145.063	145.171	145.484	0.2	2.9
Material recyclers.....	12/86	429930	395.851	400.010	404.993	397.902	415.603	4.4	11.6
Total trade industries.....	12/06	ATRADE	175.706	175.769	174.910	177.119	176.482	-0.4	1.8
Total wholesale trade industries.....	12/06	AWHLTR	192.312	191.125	189.021	192.295	192.931	0.3	5.1
Merchant wholesalers, durable goods.....	06/04	423--	203.296	202.800	201.060	203.905	204.375	0.2	6.1
Merchant wholesalers, nondurable goods.....	06/05	424--	213.092	210.999	208.233	212.399	213.264	0.4	3.8
Total retail trade industries.....	12/06	ARETTR	158.389	159.952	160.623	161.526	159.311	-1.4	-2.7
Motor vehicle and parts dealers.....	12/03	441--	184.116	184.101	183.502	178.154	175.882	-1.3	-14.2
Bldg material and garden equip and supp dealers.....	12/03	444--	209.716	206.796	207.553	207.537	204.080	-1.7	-1.4
Food and beverage stores.....	12/99	445--	258.844	263.884	264.813	265.875	265.949	0.0	4.9
Furniture, home furnishings, electronics, and appliance retailers.....	12/22	449--	104.187	103.670	104.076	105.842	104.712	-1.1	-
General merchandise retailers.....	12/03	455--	153.534	152.664	152.866	153.154	149.581	-2.3	-2.6
Health and personal care retailers.....	12/03	456--	146.410	148.554	147.482	147.344	147.284	0.0	1.1
Gasoline stations and fuel dealers.....	12/22	457--	83.342	86.240	83.921	93.807	89.899	-4.2	-
Clothing and clothing accessories retailers.....	12/03	458--	138.000	147.094	159.940	160.350	159.055	-0.8	7.6
Sporting goods and hobby retailers.....	12/03	4591--	132.023	131.388	124.536	133.948	127.595	-4.7	-3.0
Book retailers and news dealers.....	12/03	4592--	135.800	134.584	135.073	134.650	134.703	0.0	-2.6
Office supplies, stationary, and gift retailers.....	12/03	4594--	160.238	159.563	159.613	160.422	161.087	0.4	-8.0
Transportation and warehousing industries.....	12/06	ATRNRW	167.361	165.260	165.700	168.437	167.354	-0.6	-1.4
Transportation industries.....	12/06	ATRANS	159.216	156.590	156.970	160.144	159.032	-0.7	-2.9
Air transportation.....	12/92	481--	275.618	263.383	251.358	267.162	263.153	-1.5	1.4
Rail transportation.....	12/96	482--	228.442	229.422	230.969	233.718	234.578	0.4	1.0
Water transportation.....	12/03	483--	196.974	201.854	199.965	195.440	196.002	0.3	-2.4
Truck transportation.....	12/03	484--	182.644	181.217	185.750	187.510	186.126	-0.7	-5.8
Pipeline transportation.....	05/22	486--	110.120	110.209	110.031	109.816	109.673	-0.1	2.4
Transportation support activities.....	12/03	488--	140.499	135.544	136.297	137.871	137.821	0.0	-3.9
Delivery and warehouse industries.....	12/06	ADLVWR	205.452	206.127	207.370	207.359	206.543	-0.4	6.2
U.S. Postal Service.....	06/89	491--	292.039	292.039	292.039	292.039	292.039	0.0	8.0
Couriers and messengers.....	12/03	492--	303.243	306.736	307.968	308.519	307.007	-0.5	5.4
Warehousing and storage.....	12/06	493--	143.846	141.801	145.089	144.296	143.092	-0.8	5.1
Services less trade, transportation, and warehousing ³	12/06	ATTDSV	140.660	141.135	141.191	140.986	141.211	0.2	3.8
Information.....	12/06	AINFO-	111.022	110.913	110.470	110.758	110.815	0.1	1.6
Publishing industries.....	12/22	513--	104.538	104.607	104.709	104.760	103.880	-0.8	-
Broadcasting, except internet.....	12/03	516--	120.299	113.923	112.240	115.187	120.582	4.7	-14.5

See footnotes at end of table.

Table 10. Producer price indexes and percentage changes for net output of selected industries and industry groups, not seasonally adjusted — Continued
 [November 2023]

Title ¹	Index base	Industry code	Unadjusted index ²					Unadjusted 1-month percent change ²	Unadjusted 12-month percent change ²
			July 2023	Aug. 2023 ^p	Sept. 2023 ^p	Oct. 2023 ^p	Nov. 2023 ^p	Oct. to Nov. ^p	Nov. 2022 to Nov. 2023 ^p
Information - Continued									
Telecommunications.....	12/03	517--	108.338	108.884	108.031	108.068	108.183	0.1	2.1
Data processing and related services.....	12/03	5182--	114.659	114.775	114.603	114.812	115.043	0.2	1.8
Selected health care industries.....									
Offices of physicians.....	12/06	ASHC--	140.478	140.604	140.403	141.323	141.290	0.0	2.6
Offices of dentists.....	12/96	6211--	144.123	144.138	144.149	144.275	144.275	0.0	0.4
Medical and diagnostic laboratories.....	06/10	6212--	130.876	131.466	131.466	131.434	131.613	0.1	3.0
Home health care services.....	12/03	6215--	103.808	103.850	103.885	103.885	103.886	0.0	0.7
Blood and organ banks.....	12/96	6216--	161.387	162.348	163.032	163.667	163.661	0.0	4.3
Hospitals.....	06/06	621991	132.652	132.783	131.695	131.965	132.699	0.6	4.4
Nursing care facilities.....	12/92	622--	229.520	229.540	228.908	231.203	231.077	-0.1	3.0
Residential developmental disability homes.....	12/03	6231--	176.939	177.516	177.126	178.705	178.552	-0.1	4.0
Residential developmental disability homes.....	12/03	62321-	229.021	229.064	229.190	231.001	231.056	0.0	10.4
Other selected services less trade, transportation, and warehousing industries.....									
Depository credit intermediation.....	12/06	ASTDSV	147.891	148.629	148.980	148.148	148.557	0.3	4.7
Security, commodity contracts and like activity.....	12/03	5221--	134.783	137.405	137.490	135.528	140.207	3.5	12.6
Insurance carriers and related activities.....	12/03	523--	261.030	265.954	265.831	260.220	258.382	-0.7	8.2
Lessors of nonres bldg (exc miniwarehouse).....	12/03	524--	151.403	151.766	152.064	152.122	152.106	0.0	3.5
Lessors of miniwarehouse and self storage units.....	12/03	53112-	136.900	141.066	144.212	139.564	141.351	1.3	3.3
Offices of real estate agents and brokers.....	12/03	53113-	197.801	198.945	199.324	197.556	199.509	1.0	2.5
Real estate property managers.....	12/03	5312--	189.425	192.246	192.767	192.982	192.819	-0.1	4.0
Offices of real estate appraisers.....	12/03	53131-	130.378	130.866	130.466	130.359	131.718	1.0	3.3
Automotive equipment rental and leasing.....	12/03	531320	112.903	112.889	111.813	111.342	110.480	-0.8	-5.4
Other heavy machinery rental and leasing.....	06/01	5321--	158.634	157.523	151.809	156.273	149.517	-4.3	-4.1
Legal services.....	12/03	532412	138.550	138.267	138.564	138.842	138.663	-0.1	2.4
Offices of certified public accountants.....	12/96	5411--	271.917	271.576	271.549	273.602	273.104	-0.2	6.0
Other accounting services.....	12/03	541211	142.080	139.824	143.535	139.953	139.834	-0.1	4.2
Architectural, engineering and related services.....	12/03	541219	151.587	156.506	155.649	155.649	155.649	0.0	9.6
Management and technical consulting services.....	12/96	5413--	189.180	189.137	189.090	190.613	190.613	0.0	3.1
Advertising agencies.....	06/06	5416--	131.071	129.281	133.334	130.586	130.640	0.0	3.3
Employment services.....	12/03	54181-	124.124	123.854	123.883	123.832	123.787	0.0	0.5
Travel agencies.....	12/96	5613--	160.385	159.885	158.860	159.472	159.890	0.3	0.5
Security guards and patrol services.....	12/03	56151-	107.268	109.063	109.403	108.932	108.900	0.0	4.3
Janitorial services.....	12/04	561612	157.562	161.668	161.474	162.779	162.452	-0.2	7.2
Waste collection.....	12/03	56172-	137.585	137.581	134.149	134.029	134.246	0.2	-0.1
Amusement and theme parks.....	12/03	5621--	182.329	184.454	185.942	185.985	186.801	0.4	8.9
Golf courses and country clubs.....	06/06	71311-	212.181	202.740	202.997	215.862	219.078	1.5	5.1
Fitness and recreational sports centers.....	12/05	71391-	157.556	157.753	157.730	157.825	160.557	1.7	6.9
Accommodation.....	12/04	71394-	116.970	117.049	117.061	117.261	117.663	0.3	3.8
Commercial machinery repair and maintenance.....	12/96	721--	201.875	197.492	196.034	194.251	194.133	-0.1	2.4
Commercial machinery repair and maintenance.....	06/06	8113--	188.130	188.132	191.369	191.371	191.370	0.0	6.7

¹ Indexes in this table are derived from the net-output-weighted industry price indexes. Because of differences in coverage and aggregation methodology, they will generally not match the movements of similarly titled indexes which are derived from traditional commodity groupings.

² All indexes are subject to revision for 4 months after their originally scheduled publication to incorporate late reports and corrections by survey respondents.

³ Formerly titled "Total traditional service industries."

p Preliminary

"-" Data not available.

Table 11. Producer price indexes for net output of selected industries and their products, not seasonally adjusted
 [November 2023]

Title ¹	Industry code	Product code	Index base	Unadjusted index ²					
				July 2023	Aug. 2023 ^P	Sept. 2023 ^P	Oct. 2023 ^P	Nov. 2023 ^P	
Logging.....	1133		12/81	211.156	213.063	213.097	213.628	210.734	
Logging.....	11331		12/81	211.156	213.063	213.097	213.628	210.734	
Logging.....	113310		12/81	211.283	213.191	213.225	213.757	210.861	
Primary products.....		113310-P	12/81	219.613	221.596	221.632	222.184	219.174	
Secondary products and miscellaneous receipts.....		113310-SM							
Mining									
Total mining industries.....			12/84	215.493	222.539	232.659	229.465	225.028	
Oil and gas extraction.....	211		12/85	189.536	201.253	216.999	211.899	204.330	
Oil and gas extraction.....	2111		12/85	189.536	201.253	216.999	211.899	204.330	
Crude petroleum and natural gas extraction.....	211111		06/02	197.456	210.027	227.283	223.306	213.954	
Primary products.....		211111-P	06/84	173.924	184.997	200.197	196.693	188.456	
Crude petroleum.....		211111-1	06/84	223.321	241.418	266.301	257.170	232.714	
Natural gas (from the wellhead).....		211111-3	06/84	74.976	73.694	71.872	77.591	95.705	
Natural gas liquids extraction.....	211112		06/02	145.131	152.193	159.798	148.909	150.782	
Primary products.....		211112-P	06/02	144.479	151.509	159.080	148.240	150.104	
Natural gas liquids.....		211112-1	06/84	161.636	170.475	183.370	170.598	160.518	
Isopentane and natural gasoline.....		211112-11	06/84	237.515	264.853	290.431	266.964	245.024	
Propane.....		211112-12	06/84	119.804	134.393	147.426	137.202	124.673	
Butane.....		211112-13	06/84	117.917	137.560	144.688	130.493	144.002	
Plant condensate, ethane, gas mixtures, and other natural gas liquids.....		211112-14	06/96	174.647	174.423	186.232	175.086	161.904	
Residue gas shipped from natural gas liquids plants.....		211112-3	06/84	94.582	97.248	93.402	87.586	113.010	
Mining (except oil & gas).....	212		12/03	323.216	320.578	319.016	321.696	320.231	
Coal mining.....	2121		12/85	286.563	290.435	281.102	287.475	283.425	
Coal mining.....	21211		12/01	308.734	312.905	302.851	309.716	305.353	
Coal mining.....	212110		12/22	99.833	101.186	97.924	100.151	98.736	
Primary products.....		212110-P	12/22	99.747	101.104	97.833	100.067	98.648	
Coal, utility sold.....		212110-1	12/22	101.251	102.780	98.724	101.533	99.203	
Bituminous coal and lignite surface mining (utility sold).....		212110-11	12/01	200.906	213.207	193.822	206.774	191.768	
Raw bituminous and lignite from surface mining operations (utility sold).....		212110-111	12/01	190.943	198.187	193.276	191.216	185.277	
Processed bituminous coal and lignite surface operations (utility sold).....		212110-113	12/01	204.753	218.616	194.832	212.314	194.540	
Bituminous coal underground mining (utility sold).....		212110-12	12/01	452.893	449.343	443.909	448.199	449.416	
Raw bituminous coal shipped from underground mining operations (utility sold).....		212110-121	12/22	109.919	109.569	110.882	112.178	113.013	
Processed bituminous coal shipped from underground mines (utility sold).....		212110-123	12/01	511.496	507.141	499.225	503.898	504.907	
Coal exports.....		212110-4	12/22	89.542	90.215	88.671	89.394	89.845	
Coal non-utility sold (including anthracite).....		212110-5	12/79	433.898	435.936	449.645	440.691	467.946	
Secondary products and miscellaneous receipts.....		212110-SM							
Metal ore mining.....	2122		12/84	425.405	412.359	414.674	419.464	416.644	
Iron ore mining.....	21221		12/84	203.001	205.176	206.222	203.859	200.079	
Iron ore mining.....	212210		12/84	203.001	205.176	206.222	203.859	200.079	
Primary products.....		212210-P	12/84	207.872	210.100	211.171	208.751	204.881	
Iron ore (including crude, concentrates, agglomerates and pellets).....		212210-0	12/97	215.503	217.813	218.923	216.415	212.402	
Copper, nickel, lead & zinc mining.....	21223		06/88	424.607	395.658	400.350	401.155	-	
Copper, nickel, lead and zinc mining.....	212230		06/88	437.395	407.569	412.406	413.241	-	
Primary products.....		212230-P	12/03	380.892	352.789	358.459	361.125	-	
Secondary products and miscellaneous receipts.....		212230-SM							
Other metal ore mining.....	21229		12/85	821.112	-	-	-	-	
Other metal ore mining.....	212290		12/85	2,710.442	-	-	-	-	
Primary products.....		212290-P	12/03	2,094.538	-	-	-	-	
Other metal ores, including uranium.....		212290-1	12/03	2,094.538	-	-	-	-	
Nonmetallic mineral mining & quarrying.....	2123		12/84	375.573	375.127	376.889	375.496	377.017	
Stone mining & quarrying.....	21231		12/84	418.795	423.058	423.402	423.411	423.086	
Dimension stone mining and quarrying.....	212311		06/85	361.927	361.927	361.927	361.927	361.927	
Primary products.....		212311-P	06/85	350.177	350.177	350.177	350.177	350.177	
Dimension stone.....		212311-0	06/85	350.177	350.177	350.177	350.177	350.177	
Secondary products and miscellaneous receipts.....		212311-SM							
Crushed and broken limestone mining.....	212312		12/83	429.664	432.799	433.672	433.685	433.168	
Primary products.....		212312-P	12/83	436.080	439.392	440.314	440.329	439.782	
Crushed and broken limestone.....		212312-0	12/83	436.080	439.392	440.314	440.329	439.782	
Secondary products and miscellaneous receipts.....		212312-SM							

See footnotes at end of table.

Table 11. Producer price indexes for net output of selected industries and their products, not seasonally adjusted — Continued
 [November 2023]

Title ¹	Industry code	Product code	Index base	Unadjusted index ²				
				July 2023	Aug. 2023 ^P	Sept. 2023 ^P	Oct. 2023 ^P	Nov. 2023 ^P
Crushed and broken granite mining.....	212313		12/83	542.454	543.877	542.281	542.281	542.281
Primary products.....		212313-P	12/83	542.094	543.517	541.922	541.922	541.922
Crushed and broken granite.....		212313-0	12/83	542.094	543.517	541.922	541.922	541.922
Secondary products and miscellaneous receipts.....		212313-SM						
Other crushed and broken stone mining.....	212319		12/83	346.868	358.191	358.191	358.191	358.191
Primary products.....		212319-P	12/83	354.299	366.479	366.479	366.479	366.479
Bituminous limestone and sandstone, and other crushed and broken stone.....		212319-0	12/83	354.299	366.479	366.479	366.479	366.479
Secondary products and miscellaneous receipts.....		212319-SM						
Sand/gravel/clay/refractory minerals mining.....	21232		12/03	244.201	246.126	246.293	246.176	246.689
Construction sand and gravel mining.....	212321		06/82	496.268	501.191	501.557	501.061	501.946
Primary products.....		212321-P	06/82	506.008	511.165	511.526	510.836	511.837
Construction sand and gravel (run of pit/bank, washed, screened, etc).....		212321-0	06/82	506.008	511.165	511.526	510.836	511.837
Construction sand and gravel, Midwest.....		212321-02	12/12	190.859	192.350	192.388	191.723	192.538
Construction sand and gravel, West.....		212321-04	12/12	174.463	177.135	177.364	177.301	177.488
Secondary products and miscellaneous receipts.....		212321-SM						
Miscellaneous receipts.....		212321-M	06/82	472.861	472.861	472.861	472.861	472.861
Kaolin, clay, and ceramic and refractory minerals mining.....	212323		12/22	108.718	108.664	108.714	108.894	109.265
Primary products.....		212323-P	12/22	108.719	108.665	108.715	108.895	109.267
Kaolin and ball clay.....		212323-1	06/84	281.061	281.061	281.061	—	—
Bentonite.....		212323-2	06/84	228.891	228.891	228.891	232.230	233.389
Secondary products and miscellaneous receipts.....		212323-SM						
Other nonmetallic mineral mining & quarrying.....	21239		12/84	285.073	269.950	276.865	270.804	277.113
Other nonmetallic mineral mining and quarrying.....	212390		12/22	97.489	92.317	94.682	92.609	94.767
Primary products.....		212390-P	12/22	97.489	92.317	94.681	92.609	94.766
Rock salt.....		212390-5	12/84	421.501	428.893	428.893	428.893	—
All other nonmetallic minerals, including gypsum.....		212390-9	06/85	374.090	384.488	385.825	369.369	399.250
Secondary and miscellaneous.....		212390-SM						
Mining support activities.....	213		06/09	124.090	123.740	124.732	123.660	125.564
Mining support activities.....	2131		06/09	124.090	123.740	124.732	123.660	125.564
Mining support activities.....	21311		06/09	124.090	123.740	124.732	123.660	125.564
Drilling oil and gas wells.....	213111		12/85	390.950	409.321	409.321	409.321	407.251
Primary services.....		213111-P	12/85	388.294	406.540	406.540	406.540	404.485
Oil and gas well directional drilling control.....		213111-03	12/03	143.654	143.326	143.326	143.326	143.326
Drilling oil and gas wells, including drilling in, spudding in or tailing in.....		213111-04	12/85	379.840	401.355	401.355	401.355	400.769
Reworking oil and gas wells.....		213111-05	12/92	389.628	389.628	389.628	389.628	372.917
Support activities for oil and gas operations.....	213112		12/85	215.743	211.505	213.907	211.304	216.298
Primary services.....		213112-P	12/85	218.338	213.823	216.360	213.600	218.899
Oil and gas field support services.....		213112-0	12/85	218.338	213.823	216.360	213.600	218.899
Secondary products and miscellaneous receipts.....		213112-SM						
Support activities for coal mining.....	213113		06/85	215.282	220.861	221.104	221.271	220.920
Primary services.....		213113-P	06/85	217.143	222.770	223.015	223.183	222.830
Coal mining services.....		213113-0	06/85	217.143	222.770	223.015	223.183	222.830
Support activities for metal and nonmetallic minerals mining.....	213118		05/23	100.000	100.000	100.000	100.000	100.000
Primary services.....		213118-P	05/23	100.000	100.000	100.000	100.000	100.000
Support activities for metal and nonmetallic minerals mining.....		213118-1	05/23	100.000	100.000	100.000	100.000	100.000
Utilities.....	221		12/03	188.364	213.072	195.435	192.921	192.427
Electric power generation, transmission, and distribution.....	2211		12/03	189.333	219.357	197.861	194.433	192.255
Electric power generation.....	22111		12/03	178.817	280.450	206.048	214.427	207.465
Electric power generation.....	221110		12/03	178.789	280.409	206.001	214.381	207.418
Primary products.....		221110-P	12/03	184.954	290.236	212.372	221.166	213.878
Utilities.....		221110-4	12/03	186.232	191.498	179.100	182.106	178.761
Non-utilities.....		221110-5	12/03	170.706	360.285	227.878	241.360	230.971
Secondary products and miscellaneous receipts.....		221110-SM						
Electric power transmission, control, and distribution.....	22112		12/03	191.550	191.610	192.243	183.969	183.793
Electric bulk power transmission and control.....	221121		12/03	208.993	209.490	212.683	213.538	213.721
Primary products.....		221121-P	12/03	209.468	209.966	213.165	214.022	214.206
Electric bulk power transmission and control.....		221121-3	12/03	209.468	209.966	213.165	214.022	214.206
Electric power distribution.....	221122		12/03	191.042	191.085	191.621	182.992	182.805
Primary products.....		221122-P	12/90	236.879	237.396	237.962	226.914	225.507
Residential electric power.....		221122-41	12/90	230.605	231.031	231.025	224.032	222.430
New England residential electric power.....		221122-411	12/90	209.383	209.383	209.818	219.861	219.861
Middle Atlantic residential electric power.....		221122-412	12/90	184.477	184.835	184.839	181.082	182.095

See footnotes at end of table.

Table 11. Producer price indexes for net output of selected industries and their products, not seasonally adjusted — Continued
 [November 2023]

Title ¹	Industry code	Product code	Index base	Unadjusted index ²				
				July 2023	Aug. 2023 ^P	Sept. 2023 ^P	Oct. 2023 ^P	Nov. 2023 ^P
Electric power distribution - Continued								
East North Central residential electric power.....		221122-413	12/90	226.271	226.564	226.585	214.916	216.683
West North Central residential electric power.....		221122-414	12/90	177.299	179.502	174.035	159.181	159.788
South Atlantic residential electric power.....		221122-415	12/90	218.626	220.692	222.842	211.015	210.629
East South Central residential electric power.....		221122-416	12/90	241.137	240.411	236.755	237.321	236.177
West South Central residential electric power.....		221122-417	12/90	249.017	246.846	247.903	243.360	232.156
Mountain residential electric power.....		221122-418	12/90	179.686	179.686	176.880	177.009	171.163
Pacific residential electric power.....		221122-419	12/90	341.095	341.131	342.763	332.923	333.057
Commercial electric power.....		221122-42	12/90	231.942	232.171	233.251	219.707	217.617
New England commercial electric power.....		221122-421	12/90	243.186	243.186	244.145	249.202	249.202
Middle Atlantic commercial electric power.....		221122-422	12/90	187.091	185.165	188.488	170.419	170.543
East North Central commercial electric power.....		221122-423	12/90	216.200	217.147	217.225	202.758	203.893
West North Central commercial electric power.....		221122-424	12/90	163.872	168.862	163.091	152.056	151.634
South Atlantic commercial electric power.....		221122-425	12/90	172.787	173.898	177.015	174.360	172.515
East South Central commercial electric power.....		221122-426	12/90	212.389	211.550	209.301	205.960	205.682
West South Central commercial electric power.....		221122-427	12/90	248.522	246.790	249.651	237.970	225.811
Mountain commercial electric power.....		221122-428	12/90	164.787	164.787	160.012	160.648	157.245
Pacific commercial electric power.....		221122-429	12/90	430.923	430.996	434.322	385.687	383.606
Industrial electric power.....		221122-43	12/90	263.788	265.285	266.252	249.385	250.283
New England industrial electric power.....		221122-431	12/90	178.891	173.440	162.983	148.090	158.279
Middle Atlantic industrial electric power.....		221122-432	12/90	181.009	182.393	184.239	192.100	190.818
East North Central industrial electric power.....		221122-433	12/90	388.337	394.029	390.974	361.660	373.328
West North Central industrial electric power.....		221122-434	12/90	197.141	198.871	187.693	175.833	168.650
South Atlantic industrial electric power.....		221122-435	12/90	164.774	166.156	169.208	168.858	168.610
East South Central industrial electric power.....		221122-436	12/90	209.099	210.420	208.309	201.731	200.749
West South Central industrial electric power.....		221122-437	12/90	296.756	294.715	293.451	287.232	274.292
Mountain industrial electric power.....		221122-438	12/90	198.803	203.591	227.280	174.619	195.990
Pacific industrial electric power.....		221122-439	12/90	361.853	361.979	363.377	333.421	327.261
Transportation electric power.....		221122-45	12/10	133.224	133.231	135.399	128.520	127.546
Secondary products and miscellaneous receipts.....		221122-SM						
Miscellaneous receipts.....		221122-M	12/90	189.202	189.202	190.315	191.518	191.518
Natural gas distribution.....	2212		12/03	162.097	164.122	162.914	164.094	169.895
Natural gas distribution.....	22121		12/03	162.097	164.122	162.914	164.094	169.895
Natural gas distribution.....	221210		12/03	162.045	164.069	162.862	164.041	169.841
Primary products.....		221210-P	12/90	266.086	269.564	267.491	268.911	278.878
Natural gas to ultimate consumers.....		221210-11	12/90	258.813	262.790	260.563	261.079	272.158
Residential natural gas.....		221210-112	12/90	268.327	270.956	268.602	268.821	278.625
New England residential natural gas.....		221210-1121	06/12	134.127	133.630	132.420	134.049	167.033
Middle Atlantic residential natural gas.....		221210-1122	06/12	146.513	148.580	148.435	145.394	146.344
East North Central residential natural gas.....		221210-1123	06/12	138.828	138.313	135.746	135.843	141.112
West North Central residential natural gas.....		221210-1124	06/12	137.737	135.829	135.648	135.588	136.332
South Atlantic residential natural gas.....		221210-1125	06/12	134.088	133.228	132.776	135.140	138.147
East South Central residential natural gas.....		221210-1126	06/12	113.661	113.104	99.949	100.975	106.796
West South Central residential natural gas.....		221210-1127	06/12	181.135	182.699	184.024	190.821	196.955
Mountain residential natural gas.....		221210-1128	06/12	202.655	204.477	204.645	204.379	202.613
Pacific residential natural gas.....		221210-1129	06/12	163.237	171.535	170.138	170.662	180.995
Commercial natural gas.....		221210-113	12/90	247.872	252.457	246.934	251.920	271.822
New England commercial natural gas.....		221210-1131	06/12	119.614	117.915	114.107	116.074	181.633
Middle Atlantic commercial natural gas.....		221210-1132	06/12	122.482	127.528	127.205	126.362	128.626
East North Central commercial natural gas.....		221210-1133	06/12	133.892	132.554	121.640	132.717	139.743
West North Central commercial natural gas.....		221210-1134	06/12	144.309	142.739	141.957	141.673	144.759
South Atlantic commercial natural gas.....		221210-1135	06/12	123.630	124.711	122.618	125.554	124.747
East South Central commercial natural gas.....		221210-1136	06/12	119.954	123.186	116.205	112.808	115.940
West South Central commercial natural gas.....		221210-1137	06/12	183.647	187.884	189.057	198.728	206.134
Mountain commercial natural gas.....		221210-1138	06/12	222.937	226.781	228.281	226.933	222.155
Pacific commercial natural gas.....		221210-1139	06/12	160.959	171.799	170.961	170.559	206.124
Industrial natural gas.....		221210-114	12/90	204.532	212.316	209.311	209.451	222.588
New England industrial natural gas.....		221210-1141	09/16	114.625	112.876	108.970	111.676	181.530
Middle Atlantic industrial natural gas.....		221210-1142	09/16	158.188	159.425	158.745	133.692	137.441
East North Central industrial natural gas.....		221210-1143	06/12	111.892	112.321	112.647	111.207	122.440
West North Central industrial natural gas.....		221210-1144	06/12	169.451	171.729	173.536	172.195	173.280
South Atlantic industrial natural gas.....		221210-1145	09/16	141.886	141.967	142.440	141.888	150.445
East South Central industrial natural gas.....		221210-1146	09/16	114.404	117.868	109.947	106.898	110.803
West South Central industrial natural gas.....		221210-1147	09/16	138.973	153.720	148.969	158.970	168.197
Mountain industrial natural gas.....		221210-1148	09/16	177.406	185.752	186.034	185.262	181.064
Pacific industrial natural gas.....		221210-1149	09/16	152.770	154.863	152.939	150.687	159.776
To electric power.....		221210-115	12/90	222.788	226.833	226.407	225.589	232.869
Delivered to ultimate consumers for the account of others (transportation only)....		221210-12	12/90	277.583	277.700	276.779	283.394	285.583

See footnotes at end of table.

Table 11. Producer price indexes for net output of selected industries and their products, not seasonally adjusted — Continued
[November 2023]

Title ¹	Industry code	Product code	Index base	Unadjusted index ²				
				July 2023	Aug. 2023 ^P	Sept. 2023 ^P	Oct. 2023 ^P	Nov. 2023 ^P
Natural gas distribution - Continued								
Industrial consumer.....		221210-122	12/90	251.954	252.865	253.225	260.499	261.202
Other consumers.....		221210-123	12/90	590.865	589.994	586.363	598.677	605.125
Secondary products and miscellaneous receipts.....		221210-SM						
Miscellaneous receipts.....		221210-M	12/90	189.412	189.665	189.367	189.950	190.392
Construction industries								
New industrial building construction.....	236211		06/07	191.133	191.320	192.632	192.658	192.238
Primary products.....		236211-P	06/07	191.133	191.320	192.632	192.658	192.238
New warehouse building construction.....	236221		12/04	233.698	233.850	233.824	233.571	233.031
Primary products.....		236221-P	12/04	233.698	233.850	233.824	233.571	233.031
New school building construction.....	236222		12/05	224.151	224.222	224.376	223.738	223.829
Primary products.....		236222-P	12/05	224.151	224.222	224.376	223.738	223.829
New office building construction.....	236223		06/06	205.209	205.631	205.446	203.138	202.872
Primary products.....		236223-P	06/06	205.209	205.631	205.446	203.138	202.872
New health care building construction.....	236224		06/12	158.325	158.446	158.470	158.394	157.512
Primary products.....		236224-P	06/12	158.325	158.446	158.470	158.394	157.512
Concrete contractors, nonresidential building work.....	23811X		12/07	173.114	173.207	173.229	176.514	176.590
Primary products.....		23811X-P	12/07	173.114	173.207	173.229	176.514	176.590
Roofing contractors, nonresidential building work.....	23816X		12/07	205.756	205.672	205.251	206.176	206.295
Primary products.....		23816X-P	12/07	205.756	205.672	205.251	206.176	206.295
Electrical contractors, nonresidential building work.....	23821X		12/07	167.374	167.291	167.448	166.513	166.649
Primary products.....		23821X-P	12/07	167.374	167.291	167.448	166.513	166.649
Plumbing, heating and air-conditioning contractors, nonresidential building work.....	23822X		12/07	175.732	176.126	176.171	176.846	176.139
Primary products.....		23822X-P	12/07	175.732	176.126	176.171	176.846	176.139
Manufacturing								
Total manufacturing industries.....			12/84	245.434	251.105	252.253	249.014	247.258
Food mfg.....	311		12/84	253.273	254.624	256.073	255.534	252.485
Animal food mfg.....	3111		12/03	216.491	214.730	213.237	211.276	211.338
Animal food mfg.....	31111		12/03	217.737	215.966	214.464	212.492	212.554
Dog and cat food manufacturing.....	311111		12/85	296.642	296.777	296.776	296.774	296.774
Primary products.....		311111-P	12/85	304.261	304.401	304.401	304.401	304.401
Dog food.....		311111-1	12/85	317.015	317.015	317.015	317.015	317.015
Canned dog food.....		311111-11	12/98	250.149	250.149	250.149	250.149	250.149
Dry and semi moist dog food.....		311111-14	12/11	144.233	144.233	144.233	144.233	144.233
Cat food.....		311111-4	12/85	285.817	286.246	286.246	286.246	286.246
Canned cat food.....		311111-44	12/11	166.326	166.326	166.326	166.326	166.326
Dry and semi moist cat food.....		311111-45	12/98	238.362	238.810	238.810	238.810	238.810
Secondary products and miscellaneous receipts.....		311111-SM						
Miscellaneous receipts.....		311111-M1	12/10	140.857	140.857	140.857	140.857	140.857
Other animal food manufacturing.....	311119		12/80	237.727	234.279	231.425	227.676	227.794
Primary products.....		311119-P	12/80	231.816	228.264	225.348	221.529	221.721
Complete swine feed, supplements, concentrates, and premixes.....		311119-B	12/11	124.047	123.375	123.268	122.734	119.737
Complete beef cattle feed, supplements, concentrates, and premixes.....		311119-H	12/11	126.604	125.099	123.371	121.354	121.060
Poultry, exc. chicken and turkey, and livestock, exc. cattle and swine, feed.....		311119-N	12/80	348.200	347.968	347.979	347.997	349.371
Pet (excluding dog and cat), laboratory, and fur animal feed.....		311119-R	06/91	253.323	253.386	252.749	251.394	250.064
Chicken and turkey feed, supplements, concentrates, and premixes.....		311119-1	12/80	195.953	190.216	186.601	180.031	181.536
Complete dairy cattle feed, supplements, concentrates, and premixes.....		311119-5	12/11	122.278	121.159	119.196	118.890	120.275
Other prepared animal feeds, including feeding materials and adjuncts.....		311119-9	12/80	294.060	288.751	283.213	276.927	274.778
Secondary products and miscellaneous receipts.....		311119-SM						
Miscellaneous receipts.....		311119-M	12/80	275.619	278.330	278.085	276.596	268.522
Secondary products.....		311119-S	12/80	378.714	378.831	378.831	378.831	378.831
Grain & oilseed milling.....	3112		12/03	192.512	195.217	191.935	188.356	187.084
Flour milling & malt mfg.....	31121		12/03	215.717	212.732	210.913	207.755	205.694
Flour milling.....	311211		06/83	245.486	241.383	240.695	236.805	235.133
Primary products.....		311211-P	06/83	249.615	245.371	244.645	240.559	238.787
Prepared flour mixes, including refrigerated and frozen doughs and batters, made in flour mills.....		311211-A	06/83	262.625	262.201	262.201	261.504	261.504
Wheat flour (except flour mixes), made in flour mills.....		311211-1	06/83	266.229	259.852	261.560	257.570	256.849
Wheat mill products, except flour.....		311211-4	06/83	169.279	159.416	157.730	151.751	147.796
Corn mill products.....		311211-7	06/83	216.168	221.797	216.379	213.924	212.015
Other grain mill products.....		311211-9	06/83	312.354	304.448	304.635	297.126	293.586
Secondary products and miscellaneous receipts.....		311211-SM						

See footnotes at end of table.

Table 11. Producer price indexes for net output of selected industries and their products, not seasonally adjusted — Continued
 [November 2023]

Title ¹	Industry code	Product code	Index base	Unadjusted index ²				
				July 2023	Aug. 2023 ^P	Sept. 2023 ^P	Oct. 2023 ^P	Nov. 2023 ^P
Flour milling - Continued								
Miscellaneous receipts.....		311211-M	06/92	146.906	138.288	138.213	136.126	136.803
Rice milling.....	311212		06/84	251.941	249.557	242.827	238.944	233.919
Primary products.....		311212-P	06/84	251.114	248.738	242.030	238.159	233.151
Milled rice and byproducts.....		311212-0	12/03	241.820	239.532	233.073	229.345	224.522
Milled rice (incl second heads, screenings, brewers, bran, sharps, rice flour, and byproducts).....		311212-04	06/03	273.729	269.135	260.435	253.162	248.056
Head rice not packaged with other ingredients.....		311212-06	12/11	140.878	140.299	136.296	135.236	132.271
Malt manufacturing.....	311213		06/85	203.333	203.333	203.371	203.512	203.524
Primary products.....		311213-P	06/85	200.398	200.398	200.436	200.575	200.587
Malt and malt byproducts.....		311213-0	06/85	200.398	200.398	200.436	200.575	200.587
Secondary products and miscellaneous receipts.....		311213-SM1						
Starch & vegetable fats & oils mfg.....	31122		12/03	189.902	195.279	190.724	186.147	184.906
Wet corn milling and starch manufacturing.....	311221		06/85	269.393	270.378	264.749	261.616	258.921
Primary products.....		311221-P	06/85	297.155	297.987	291.721	288.187	285.064
Wet process corn byproducts.....		311221-A	06/85	312.901	302.777	304.684	269.177	279.302
Corn sweeteners, made by wet milling.....		311221-1	06/85	292.383	294.932	283.231	282.861	266.979
Manufactured starch, made by wet milling.....		311221-4	06/85	374.338	377.132	372.212	378.222	366.413
Secondary products and miscellaneous receipts.....		311221-SM						
Soybean and other oilseed processing.....	311224		12/11	106.133	111.007	108.754	105.444	104.007
Primary products.....		311224-P	12/11	93.358	95.641	94.447	92.912	93.340
Cottonseed cake, meal, hulls, and other byproducts.....		311224-B	06/85	585.587	572.741	556.889	554.797	563.011
Cottonseed cake and meal.....		311224-B1	12/11	127.609	124.287	116.220	115.591	118.913
Soybean oil.....		311224-3	12/79	223.564	230.493	228.474	213.255	204.031
Crude soybean oil, degummed, made from soybeans crushed in the same establishment.....		311224-31	05/88	180.647	186.082	184.826	182.664	181.136
Soybean oil, all other types.....		311224-32	12/03	286.829	295.887	292.910	262.942	245.004
Soybean cake, meal, and other byproducts.....		311224-4	12/79	137.255	137.963	134.705	131.033	135.971
Soybean cake and meal.....		311224-41	12/09	93.369	94.775	92.410	90.666	94.710
Other soybean products, including isolates and concentrates.....		311224-42	12/09	221.093	206.523	203.812	185.078	181.409
Cotton linters.....		311224-7	06/85	201.897	176.355	113.929	111.797	111.797
Other crude and refined vegetable oils and other vegetable mill products.....		311224-9	12/11	193.874	195.450	196.161	196.207	196.271
Other crude vegetable oils, including linseed, peanut, sunflower, safflower, etc.....		311224-91	01/99	378.308	381.609	382.054	382.054	382.054
Other vegetable oil mill products, including all oil seed cake and meal.....		311224-93	12/85	304.304	306.458	308.206	308.350	308.553
Secondary products and miscellaneous receipts.....		311224-SM						
Miscellaneous products.....		311224-M	12/11	81.033	83.782	86.785	89.450	93.491
Fats and oils refining and blending.....	311225		12/81	386.337	387.034	374.291	368.712	377.628
Primary products.....		311225-P	12/81	408.813	407.333	392.753	385.216	396.486
Shortening and cooking oils.....		311225-2	12/81	385.896	388.803	371.863	362.541	376.480
Margarine, butter blends, and butter substitutes.....		311225-4	02/04	172.176	165.364	163.793	-	-
Secondary products and miscellaneous receipts.....		311225-SM						
Secondary products.....		311225-S	02/04	176.667	180.813	176.883	-	-
Breakfast cereal manufacturing.....	31123		12/03	172.777	172.777	172.777	172.777	172.777
Breakfast cereal manufacturing.....	311230		12/83	287.388	287.388	287.388	287.388	287.388
Primary products.....		311230-P	12/83	299.813	299.813	299.813	299.813	299.813
Breakfast cereal.....		311230-1	12/83	298.273	298.273	298.273	298.273	298.273
Secondary products and miscellaneous receipts.....		311230-SM						
Sugar & confectionery product mfg.....	3113		12/84	256.954	258.428	257.780	258.389	262.525
Sugar mfg.....	31131		12/03	194.376	196.188	192.732	196.027	200.450
Beet sugar manufacturing.....	311313		06/82	199.891	203.826	192.311	195.924	208.037
Primary products.....		311313-P	06/82	204.625	208.676	196.821	200.540	212.902
Beet sugar.....		311313-0	06/82	208.052	212.171	200.118	203.900	216.468
Secondary products and miscellaneous receipts.....		311313-SM1						
Cane sugar manufacturing.....	311314		12/11	119.872	120.274	120.896	122.852	122.961
Primary products.....		311314-P	12/11	119.989	120.443	121.055	123.046	123.148
Raw cane sugar and sugarcane mill products and byproducts.....		311314-1	06/82	229.484	230.889	230.205	239.613	237.897
Refined granulated cane sugar and byproducts.....		311314-3	06/82	253.531	254.091	256.763	256.806	258.441
Secondary products and miscellaneous receipts.....		311314-SM						
Nonchocolate confectionery mfg.....	31134		12/03	181.926	181.932	182.056	182.036	182.798
Nonchocolate confectionery manufacturing.....	311340		12/03	181.871	181.876	182.001	181.981	182.743
Primary products.....		311340-P	12/03	183.443	183.443	183.558	183.558	184.303
Nonchocolate-type confectioneries.....		311340-5	06/83	280.922	280.922	281.165	281.165	282.738
Other confectionery-type products.....		311340-7	06/91	235.823	235.823	235.823	235.823	235.823
Secondary products and miscellaneous receipts.....		311340-SM						

See footnotes at end of table.

Table 11. Producer price indexes for net output of selected industries and their products, not seasonally adjusted — Continued
[November 2023]

Title ¹	Industry code	Product code	Index base	Unadjusted index ²				
				July 2023	Aug. 2023 ^P	Sept. 2023 ^P	Oct. 2023 ^P	Nov. 2023 ^P
Nonchocolate confectionery manufacturing - Continued								
Secondary products.....		311340-S	12/03	187.892	188.034	188.410	187.935	189.376
Chocolate and confectionery manufacturing.....	31135		12/11	128.382	129.261	130.090	129.237	131.672
Chocolate and confectionery mfg. from cacao.....	311351		12/11	151.510	154.159	155.790	154.177	157.743
Primary products.....		311351-P	12/11	150.145	152.800	154.426	152.801	156.374
Chocolate coatings, made from cacao beans.....		311351-1	12/11	166.103	169.811	171.819	170.706	174.920
Chocolate/chocolate-type confectionery products, made from cacao beans.....		311351-4	12/11	130.249	130.249	130.340	130.340	130.340
Other chocolate and cocoa products, made from cacao beans.....		311351-7	12/11	153.583	157.719	160.236	157.508	163.207
Secondary products and miscellaneous receipts.....		311351-SM1						
Confectionery mfg. from purchased chocolate.....	311352		12/11	118.866	119.073	119.594	119.030	121.025
Primary products.....		311352-P	12/11	119.108	119.320	119.880	119.166	121.320
Chocolate/confectionery products, made from purchased chocolate.....		311352-3	12/11	117.829	118.038	118.593	117.887	120.017
Secondary products and miscellaneous receipts.....		311352-SM						
Miscellaneous receipts.....		311352-M	12/11	137.921	137.921	137.921	156.285	156.285
Fruit & vegetable preserving & specialty food mfg.....	3114		12/84	249.463	254.407	255.562	256.351	256.173
Frozen food manufacturing.....	31141		12/03	178.982	179.584	182.246	183.046	183.145
Frozen fruit and vegetable manufacturing.....	311411		06/81	352.241	354.877	368.838	372.751	372.264
Primary products.....		311411-P	06/81	310.944	313.121	325.528	328.933	328.326
Frozen fruits, juices, ades, drinks, and cocktails.....		311411-1	06/81	238.783	241.102	257.312	269.979	274.762
Frozen fruits.....		311411-11	12/90	253.098	258.577	259.132	251.317	251.293
Frozen vegetables.....		311411-4	06/81	348.313	350.507	361.882	361.900	359.240
Frozen vegetables, other than potato products.....		311411-47	12/11	141.866	142.694	142.548	142.566	141.763
Frozen potato products (French-fried, patties, puffs, etc.).....		311411-48	12/11	170.739	171.865	181.124	181.124	179.604
Secondary products and miscellaneous receipts.....		311411-SM						
Miscellaneous receipts.....		311411-M	06/97	661.368	708.714	801.347	883.688	914.566
Frozen specialty food manufacturing.....	311412		12/82	202.078	202.162	201.609	201.556	201.943
Primary products.....		311412-P	12/82	206.014	206.099	205.544	205.492	205.888
Frozen dinners (beef, pork, and poultry pies) and nationality foods, incl. frozen pizza.....		311412-1	12/82	186.631	186.547	186.325	186.266	186.336
Other frozen specialties, incl. all whipped topping, waffles, soups, etc., excluding seafood.....		311412-4	06/91	229.308	230.252	228.154	228.154	230.114
Secondary products and miscellaneous receipts.....		311412-SM						
Secondary products.....		311412-S	12/82	190.357	190.478	188.115	187.750	187.859
Fruit & vegetable canning, pickling & drying.....	31142		12/03	193.647	199.924	199.297	199.715	199.388
Fruit and vegetable canning.....	311421		06/81	287.193	293.172	291.777	292.080	292.243
Primary products.....		311421-P	06/81	287.523	288.155	291.552	292.231	293.426
Canned catsup and other tomato based sauces.....		311421-D	06/81	248.422	249.529	256.273	259.058	259.045
Canned jams, jellies, and preserves.....		311421-G	06/81	262.750	262.882	263.163	262.762	262.885
Canned and fresh fruit juices, nectars, and concentrates.....		311421-K	12/11	140.724	140.957	143.551	145.136	147.381
Pickles and other pickled products, including horseradish.....		311421-Q	06/81	329.372	331.202	331.202	327.244	327.272
Canned fruits, excluding baby foods.....		311421-1	06/81	333.510	333.386	334.355	334.709	334.272
Canned vegetables.....		311421-5	06/81	303.154	303.789	304.774	302.313	303.240
Secondary products and miscellaneous receipts.....		311421-SM						
Miscellaneous receipts.....		311421-M	06/81	172.597	265.485	188.256	182.776	166.815
Secondary products.....		311421-S	06/81	325.307	327.824	324.817	324.585	323.905
Specialty canning.....	311422		12/82	315.472	343.029	343.029	343.029	343.029
Primary products.....		311422-P	12/82	332.687	366.659	366.659	366.659	366.659
Canned baby foods and other canned specialty/nationality foods.....		311422-5	06/08	122.940	181.740	181.740	181.740	181.740
Canned soups and stews, excluding frozen and seafood.....		311422-6	12/82	460.125	459.793	459.793	459.793	459.793
Canned dry beans.....		311422-7	12/82	222.235	222.295	222.295	222.295	222.295
Secondary products and miscellaneous receipts.....		311422-SM						
Dried and dehydrated food manufacturing.....	311423		12/82	304.058	304.528	304.613	307.461	303.762
Primary products.....		311423-P	12/82	319.857	320.408	320.468	323.303	318.970
Soup mixes (including dried/dehydrated/freeze-dried) and bouillon.....		311423-1	12/82	225.495	215.116	215.116	215.116	215.116
Dried and dehydrated fruits and vegetables, including freeze-dried.....		311423-5	12/82	309.932	315.884	315.965	316.153	313.938
Secondary products and miscellaneous receipts.....		311423-SM						
Dairy product mfg.....	3115		12/84	227.691	232.297	235.812	240.547	238.219
Dairy product (except frozen) mfg.....	31151		12/03	161.807	165.332	168.054	171.737	169.921
Fluid milk manufacturing.....	311511		12/82	291.130	289.747	297.006	303.993	302.815
Primary products.....		311511-P	12/82	267.161	265.706	272.713	279.725	278.751
Yogurt, except frozen.....		311511-A	12/82	183.732	183.693	183.608	183.259	182.709
Perishable dairy product alternatives, including plant-based.....		311511-D	12/91	169.178	169.178	169.178	169.178	169.353
Perishable beverage dairy milk alternatives, including plant-based.....		311511-D1	09/23	—	—	100.000	100.000	100.000
All other perishable dairy product alternatives, including plant-based.....		311511-D2	09/23	—	—	100.000	100.000	100.517

See footnotes at end of table.

Table 11. Producer price indexes for net output of selected industries and their products, not seasonally adjusted — Continued
[November 2023]

Title ¹	Industry code	Product code	Index base	Unadjusted index ²				
				July 2023	Aug. 2023 ^P	Sept. 2023 ^P	Oct. 2023 ^P	Nov. 2023 ^P
Fluid milk manufacturing - Continued								
Fluid milk and cream, bulk sales.....		311511-1	12/91	222.641	223.925	233.410	250.859	248.945
Fluid milk and related products, packaged (incl. cartons, bottles, cans, etc.) excl. U.H.T.....		311511-5	12/82	277.120	273.961	284.173	291.955	290.926
Whole fluid milk, packaged, excluding U.H.T. and flavored.....		311511-51	12/82	255.895	252.067	263.412	269.513	272.801
Fluid milk, lowfat, incl. 2.0, 1.0, and 0.5 percent packaged, excl. U.H.T. and flavored.....		311511-52	12/82	285.343	280.840	293.269	299.125	293.921
Fat free or skim milk, packaged, excluding U.H.T. and flavored.....		311511-53	12/82	291.977	287.085	298.172	308.275	297.319
Other fluid milk related products, incl. heavy & light cream, unflavored sour cream, etc.....		311511-59	06/98	240.856	241.264	245.195	255.329	256.035
Cottage cheese (including bakers', pot, and farmers' cheese).....		311511-7	12/82	309.018	310.176	310.476	313.330	317.346
Other packaged milk products incl. flavored milks, eggnog, buttermilk, etc.....		311511-9	12/91	275.550	273.884	280.551	286.456	284.931
Secondary products and miscellaneous receipts.....		311511-SM						
Miscellaneous receipts.....		311511-M	12/82	440.703	437.544	440.099	—	—
Secondary products.....		311511-S	12/82	281.101	281.497	285.986	287.785	285.583
Creamery butter manufacturing.....	311512		06/84	174.547	190.344	191.437	239.508	196.330
Primary products.....		311512-P	06/84	171.847	187.399	188.475	235.803	193.293
Creamery butter.....		311512-0	06/84	171.847	187.399	188.475	235.803	193.293
Cheese manufacturing.....	311513		06/81	191.359	201.407	203.897	199.662	199.838
Primary products.....		311513-P	06/81	176.327	188.150	190.556	187.203	186.276
Raw liquid whey.....		311513-A	12/04	187.415	186.156	188.538	197.064	205.009
Natural cheese (cheddar, Swiss, Italian, brick, cream, grated, dried etc.) excl. cottage cheese.....		311513-1	06/81	166.404	177.223	179.539	176.457	174.987
Natural cheese, except lowfat, shipped in consumer packages or containers (3 lbs. or less).....		311513-1111	12/04	140.682	139.868	139.930	140.378	140.401
Natural cheese, except lowfat, shipped in packages or containers (more than 3 lbs.) or bulk.....		311513-1121	12/04	104.594	118.221	120.908	116.562	114.592
Lowfat natural cheese, except cottage cheese, shipped in consumer packages (3 lbs. or less).....		311513-1131	06/10	113.286	113.509	113.964	113.891	113.869
Lowfat natural cheese, except cottage cheese, shipped in packages (more than 3 lbs.) or in bulk.....		311513-1141	06/10	107.129	129.438	133.936	128.132	125.671
Process cheese and related products.....		311513-4	06/81	176.254	191.251	193.600	189.081	190.392
Process cheese, shipped in consumer packages or containers (3 lbs. or less) ..		311513-41	06/10	120.252	129.436	130.471	125.204	126.181
All other process cheese and related products.....		311513-49	06/10	127.577	139.396	141.619	140.355	141.229
Process cheese, shipped in packages or containers (more than 3 lbs.) or in bulk.....		311513-4921	06/10	127.252	126.210	127.720	141.191	139.877
Cheese food, spread, and other related products.....		311513-4961	12/11	100.985	120.432	122.747	110.160	112.571
Secondary products and miscellaneous receipts.....		311513-SM						
Miscellaneous receipts.....		311513-M	06/81	261.236	260.530	264.085	264.323	273.654
Secondary products.....		311513-S	06/81	216.972	203.254	204.952	194.634	205.424
Dry, condensed, and evaporated dairy products.....	311514		12/83	191.017	188.062	189.729	194.489	201.814
Primary products.....		311514-P	12/83	207.999	203.390	204.531	208.340	215.236
Ice cream mixes and related products.....		311514-A	04/00	150.710	150.555	152.484	154.591	156.217
Dairy product alternatives, including plant-based.....		311514-D	06/92	196.420	196.405	196.402	197.389	197.416
Dry milk products and mixtures.....		311514-1	12/83	161.775	154.886	156.530	160.883	170.359
Milk products, shipped in consumer-type cans, excluding substitutes.....		311514-5	12/83	326.568	326.975	327.960	328.425	330.681
Concentrated milk products shipped in bulk (barrels, drums, and tanks).....		311514-7	12/83	137.079	139.877	135.995	140.599	138.260
Secondary products and miscellaneous receipts.....		311514-SM						
Secondary products.....		311514-S	12/83	127.032	133.474	138.651	150.123	161.520
Ice cream and frozen dessert mfg.....	31152		12/03	172.494	172.550	172.637	172.965	173.063
Ice cream and frozen dessert manufacturing.....	311520		06/83	277.162	277.251	277.391	277.917	278.074
Primary products.....		311520-P	06/83	280.633	280.712	280.894	281.451	281.578
Ice cream and frozen dessert manufacturing.....		311520-0	06/83	280.633	280.712	280.894	281.451	281.578
Ice cream, incl. custards (excl. lowfat and nonfat) shipped in bulk (containers 3 gal or more).....		311520-01	06/83	281.780	281.467	282.084	285.743	285.660
Ice cream, incl. custards (excl. lowfat and nonfat) shipped in sizes less than 3 gallons.....		311520-02	06/83	278.909	279.279	279.332	279.563	279.778
Ice cream, including custards (excluding lowfat and nonfat), novelty forms.....		311520-03	06/92	213.255	213.262	213.491	214.049	214.070
Ice cream, including custards, lowfat and nonfat.....		311520-04	12/98	160.786	160.770	160.770	160.842	160.913
Frozen desserts containing fats other than butterfat (incl. soy, rice, almond, oats, etc.).....		311520-06	12/22	105.257	105.404	105.243	105.383	105.396
Other frozen desserts (yogurt, sherbet, water ices, mellorine, frozen pudding, gelato, etc.).....		311520-09	12/98	212.152	211.312	211.762	212.234	212.276
Secondary products and miscellaneous receipts.....		311520-SM						
Miscellaneous receipts.....		311520-M	06/83	318.529	320.192	322.497	322.017	322.017
Secondary products.....		311520-S	06/83	191.840	191.980	191.064	191.064	191.822
Animal slaughtering & processing.....	31161		12/84	223.939	223.324	227.237	225.546	216.373
Animal, except poultry, slaughtering.....	311611		12/80	253.349	248.037	249.593	248.604	248.838
Primary products.....		311611-P	12/80	249.163	243.900	245.433	244.453	244.714

See footnotes at end of table.

Table 11. Producer price indexes for net output of selected industries and their products, not seasonally adjusted — Continued
 [November 2023]

Title ¹	Industry code	Product code	Index base	Unadjusted index ²				
				July 2023	Aug. 2023 ^P	Sept. 2023 ^P	Oct. 2023 ^P	Nov. 2023 ^P
Animal, except poultry, slaughtering - Continued								
Pork, fresh/frozen, unprocessed, all cuts, except sausage, made in slaughtering plants.....		311611-A	12/80	140.593	136.650	133.481	136.555	134.386
Pork, processed or cured, not canned or made into sausage, made in slaughtering plants.....		311611-G	12/80	251.854	266.488	272.059	270.987	266.365
Fresh and processed sausage, deli, and cooked meats, made in slaughtering plants.....		311611-J	12/80	302.100	301.630	314.374	322.826	314.921
Hides, skins, and pelts, made in slaughtering plants.....		311611-Q	12/80	90.015	92.131	92.816	86.187	87.645
Miscellaneous byproducts of slaughtering plants.....		311611-R	12/80	589.922	606.032	614.141	589.343	558.608
Beef, fresh or frozen, not canned or made into sausage, made in slaughtering plants.....		311611-1	12/80	293.189	282.740	285.994	284.837	290.209
Beef, fresh/frozen whole/half carcass, not canned or made into sausage, misp...		311611-10	12/80	280.967	294.940	296.635	307.650	293.927
Beef, fresh/frozen variety meats, not canned or made into sausage, made in slaughtering plants.....		311611-16	12/80	297.338	300.370	304.062	298.514	295.202
Beef, fresh/frozen, primal and subprimal cuts, made in slaughtering plants.....		311611-17	12/95	263.809	251.553	254.575	252.801	259.757
Lamb/mutton, fresh or frozen, not canned or made into sausage, made in slaughtering plants.....		311611-7	12/95	314.428	314.831	317.408	321.641	316.562
Secondary products and miscellaneous receipts.....		311611-SM						
Miscellaneous receipts.....		311611-M	06/01	423.135	-	-	-	-
Secondary products.....		311611-S	12/80	162.509	162.102	162.899	162.833	160.420
Meat processed from carcasses.....	311612		12/82	236.722	238.928	239.147	235.965	229.881
Primary products.....		311612-P	12/82	230.439	232.627	232.602	229.416	223.672
Other processed, frozen, or cooked meats, made from purchased carcasses.....		311612-A	12/82	237.536	234.586	235.278	231.559	223.210
Boxed meat (beef, pork, lamb, etc.), made from purchased carcasses.....		311612-A1	06/08	139.022	139.466	140.066	139.345	139.997
Frozen ground meat patties and other processed, frozen, or cooked meats, mfpc.....		311612-A5	09/16	142.090	139.636	139.987	137.300	130.545
Pork, processed or cured, not canned or made into sausage, mfpc.....		311612-1	12/82	175.196	178.985	183.424	182.048	171.080
Pork, sweet-pickled, dry-cured, or dry salt, not canned or made into sausage, mfpc.....		311612-11	09/16	127.312	127.217	126.798	125.884	126.508
Smoked hams and picnics, excluding canned, made from purchased carcasses.....		311612-12	06/08	165.120	162.754	165.183	164.017	159.190
Smoked slab bacon, made from purchased carcasses.....		311612-13	09/16	128.348	142.245	136.942	129.151	127.711
Smoked sliced bacon, made from purchased carcasses.....		311612-14	06/08	155.888	161.764	170.850	170.852	149.514
Other smoked pork, not canned or made into sausage, made from purchased carcasses.....		311612-15	06/08	155.441	155.181	155.920	155.710	155.291
Boiled ham, barbecue pork, and other cooked pork, except canned meats and sausage, mfpc.....		311612-16	06/08	136.173	141.001	142.553	140.829	138.750
Sausage and similar products, excluding canned, made from purchased carcasses.....		311612-4	12/82	251.638	261.190	254.829	250.932	255.364
Fresh sausage (pork sausage, breakfast links, etc.), excluding canned, mfpc....		311612-41	12/82	302.160	323.366	310.940	288.078	301.991
Dry or semidry sausage (salami, cervelat, pepperoni, summer sausage, pork roll, etc), mfpc.....		311612-42	12/82	232.850	242.906	244.535	242.649	241.260
Frankfurters, including wieners, excluding canned, made from purchased carcasses.....		311612-43	12/82	276.745	276.469	277.263	277.850	277.921
Other sausage (smoked or cooked) & jellied goods & similar preparations, excluding canned, mfpc.....		311612-44	12/82	222.050	223.856	206.984	219.753	225.081
Secondary products and miscellaneous receipts.....		311612-SM						
Secondary products.....		311612-S	12/82	237.044	238.097	247.394	247.030	233.131
Rendering and meat byproduct processing.....	311613		12/82	354.210	367.213	378.427	373.343	343.590
Primary products.....		311613-P	12/82	341.689	353.378	364.395	359.400	330.758
Lard, inedible tallow, and other greases, excluding wool grease.....		311613-2	12/82	413.099	430.376	447.880	441.948	401.319
Animal and marine feed and fertilizer byproducts.....		311613-5	12/82	277.334	285.626	292.979	288.884	267.916
Meat and bone meal.....		311613-51	12/82	216.310	225.361	230.658	223.699	198.577
Animal and marine feed and fertilizer byproducts, except meat and bone meal..		311613-52	12/82	360.794	367.737	377.954	378.232	364.006
Secondary products and miscellaneous receipts.....		311613-SM						
Poultry processing.....	311615		12/81	179.288	181.420	190.606	189.324	167.506
Primary products.....		311615-P	12/81	183.132	185.271	194.759	193.405	170.993
Processed poultry and small game (except soups), containing 20 percent or more poultry or meat.....		311615-D	12/81	138.221	144.768	158.987	158.637	132.148
Young chickens, including bulk, chilled, frozen, whole, and in parts.....		311615-1	12/81	206.273	207.448	217.026	215.189	190.971
Turkeys (including frozen, whole, and parts).....		311615-7	12/81	206.152	199.524	194.525	191.842	188.677
Other poultry and small game (including frozen), whole, and parts.....		311615-9	12/90	306.760	306.800	306.676	308.547	305.583
Secondary products and miscellaneous receipts.....		311615-SM						
Secondary products.....		311615-S	12/81	34.757	36.372	34.949	36.060	35.626
Seafood product preparation & packaging.....	3117		12/03	190.989	188.589	188.443	186.093	187.722
Seafood product preparation and packaging.....	31171		12/03	190.989	188.589	188.443	186.093	187.722
Seafood product preparation and packaging.....	311710		12/11	133.698	132.018	131.916	130.272	131.412
Primary products.....		311710-P	12/11	133.417	131.703	131.620	129.858	131.026
Prepared frozen shellfish.....		311710-3	12/96	169.117	161.560	160.050	163.147	168.583
Prepared fresh fish/seafood, inc. surimi/surimi-based products.....		311710-6	12/82	415.727	412.235	416.703	412.011	423.215
Prepared frozen fish.....		311710-7	12/82	314.927	310.662	308.945	302.276	302.638

See footnotes at end of table.

Table 11. Producer price indexes for net output of selected industries and their products, not seasonally adjusted — Continued
[November 2023]

Title ¹	Industry code	Product code	Index base	Unadjusted index ²				
				July 2023	Aug. 2023 ^P	Sept. 2023 ^P	Oct. 2023 ^P	Nov. 2023 ^P
Seafood product preparation and packaging - Continued								
Other prepared fresh and frozen seafood.....		311710-9	12/96	232.154	231.703	231.615	233.132	229.869
Secondary products and miscellaneous receipts.....		311710-SM						
Secondary products.....		311710-S	12/82	162.369	162.583	162.545	178.267	178.112
Bakeries & tortilla mfg.....	3118		12/03	186.638	186.855	188.252	188.343	188.413
Bread & bakery product mfg.....	31181		12/03	199.251	199.391	201.515	201.409	201.621
Retail bakeries.....	311811		12/03	230.388	229.892	231.548	231.548	232.120
Primary products.....		311811-P	12/99	254.166	253.520	255.680	255.680	256.519
Retail bakery products.....		311811-0	12/99	254.166	253.520	255.680	255.680	256.519
Secondary products and miscellaneous receipts.....		311811-SM						
Commercial bakeries.....	311812		06/80	445.716	445.859	451.842	451.525	451.964
Primary products.....		311812-P	06/80	439.841	440.837	446.726	446.621	447.072
Bread (white, wheat, rye, etc.), including frozen.....		311812-1	06/80	447.249	444.814	449.589	448.562	448.233
White pan bread.....		311812-15	12/11	144.042	142.103	143.579	142.781	142.609
White hearth bread (French, Italian, etc.).....		311812-16	12/11	143.474	143.938	143.938	144.748	144.973
Dark wheat breads (whole wheat, cracked wheat, multigrain, etc.).....		311812-17	12/11	143.253	143.321	142.456	141.963	141.864
Other variety breads (rye, unleavened, raisin, potato, self-rising, salt-free, canned, etc.).....		311812-18	12/11	126.750	126.683	130.912	130.946	130.785
Rolls, bread-type (including muffins, bagels, and croissants), including frozen.....		311812-5	06/80	407.047	410.805	417.651	418.601	420.619
Rolls, hamburger and wiener.....		311812-51	12/11	128.414	128.475	132.128	132.469	133.093
All other rolls, bread-type (incl. muffins, bagels, and croissants).....		311812-59	12/11	148.447	150.898	151.960	152.267	153.015
Soft cakes, excluding frozen.....		311812-7	06/80	482.210	485.481	496.808	496.126	493.005
Pies (fruit, cream, and custard), excluding frozen.....		311812-8	06/80	—	—	—	522.680	524.720
Other sweet goods, excluding frozen.....		311812-9	06/80	460.547	460.547	461.533	461.454	462.211
Secondary products and miscellaneous receipts.....		311812-SM						
Miscellaneous receipts.....		311812-M	06/80	513.720	526.242	526.751	—	—
Secondary products.....		311812-S	06/80	417.562	407.516	413.719	411.236	411.037
Frozen cakes and other pastries manufacturing.....	311813		06/91	241.165	242.341	241.932	241.934	242.032
Primary products.....		311813-P	12/82	348.437	350.088	349.440	349.440	349.440
Frozen cakes, pies, and other pastries.....		311813-0	12/82	348.437	350.088	349.440	349.440	349.440
Secondary products and miscellaneous receipts.....		311813-SM						
Secondary products.....		311813-S	06/91	191.123	192.296	192.253	192.266	—
Cookie, cracker & pasta mfg.....	31182		12/03	166.799	166.890	166.756	167.003	166.835
Cookie and cracker manufacturing.....	311821		06/83	263.419	263.266	263.266	263.266	263.373
Primary products.....		311821-P	06/83	261.372	261.199	261.199	261.199	261.199
Crackers, biscuits, and related products.....		311821-2	06/83	252.004	252.004	252.004	252.004	252.004
Saltines and all other crackers, cracker meal and crumbs, and biscuits.....		311821-24	01/12	101.345	101.345	101.345	101.345	101.345
Cookies, wafers, and ice cream cones and cups (excluding frozen).....		311821-4	06/83	266.607	266.315	266.315	266.315	266.315
Secondary products and miscellaneous receipts.....		311821-SM						
Secondary products.....		311821-S	06/83	278.731	278.731	278.731	278.731	—
Dry pasta, dough, and flour mixes manufacturing from purchased flour.....	311824		06/85	256.749	257.112	256.745	257.419	256.881
Primary products.....		311824-P	12/11	135.778	136.071	135.764	136.124	135.828
Prepared flour mixes (incl refrigerated & frozen doughs & batters) made from purchased flour.....		311824-1	06/85	241.736	242.517	241.698	241.203	240.413
Flour mixes (refrigerated & frozen doughs & batters), ex cake mixes, made from purchased flour.....		311824-12	06/85	238.692	239.507	238.652	238.136	237.312
Dry macaroni, spaghetti and egg noodle products (excluding canned or frozen).....		311824-3	06/85	282.420	282.420	282.420	285.838	285.838
Secondary products and miscellaneous receipts.....		311824-SM						
Secondary products.....		311824-S	06/85	328.217	322.904	329.385	329.413	329.291
Tortilla mfg.....	31183		12/03	172.773	174.532	177.523	178.767	178.767
Tortilla manufacturing.....	311830		12/03	172.775	174.534	177.525	178.769	178.769
Primary products.....		311830-P	06/91	211.527	213.881	217.734	219.368	219.368
Tortillas, sold in bulk or packages, excluding frozen or canned.....		311830-0	06/91	211.527	213.881	217.734	219.368	219.368
Secondary products and miscellaneous receipts.....		311830-SM						
Miscellaneous receipts.....		311830-M	12/03	135.544	135.544	135.544	135.544	135.544
Secondary products.....		311830-S	12/03	183.511	181.885	182.139	181.626	181.629
Other food manufacturing.....	3119		12/03	177.423	178.648	178.198	177.253	177.428
Snack food mfg.....	31191		12/03	188.298	187.790	186.573	186.456	186.457
Roasted nuts and peanut butter manufacturing.....	311911		12/03	155.207	152.401	149.154	149.336	149.337
Primary products.....		311911-P	12/03	155.216	152.230	148.742	148.930	148.930
Nuts and seeds (salted, roasted, cooked, or blanched).....		311911-1	06/91	197.115	192.749	187.325	187.538	187.609
Nuts (salted, roasted, cooked, or blanched), sold in bulk.....		311911-11	06/91	163.684	159.708	154.507	154.794	154.794
Canned nuts (salted, roasted, cooked, or blanched).....		311911-12	06/91	153.356	148.185	154.194	152.165	153.909
All other packaged nuts, including all types of seeds (salted, roasted, cooked, or blanched).....		311911-13	06/91	252.191	256.209	257.369	256.805	256.939

See footnotes at end of table.

Table 11. Producer price indexes for net output of selected industries and their products, not seasonally adjusted — Continued
 [November 2023]

Title ¹	Industry code	Product code	Index base	Unadjusted index ²				
				July 2023	Aug. 2023 ^P	Sept. 2023 ^P	Oct. 2023 ^P	Nov. 2023 ^P
Roasted nuts and peanut butter manufacturing - Continued								
Peanut butter.....		311911-4	12/85	237.601	238.591	242.890	243.433	242.748
Secondary products and miscellaneous receipts.....		311911-SM						
Secondary products.....		311911-S	06/91	155.675	160.337	165.692	165.692	165.692
Other snack food manufacturing.....	311919		06/91	257.387	258.537	258.615	258.240	258.242
Primary products.....		311919-P	12/85	293.477	294.815	294.905	294.469	294.471
Potato chips and sticks, plain and flavored.....		311919-1	12/85	286.011	286.011	286.011	285.659	285.659
Corn chips and related products.....		311919-4	12/85	282.032	285.827	285.827	284.967	284.967
Other chips, sticks (hard pretzels, bacon rinds, popcorn (except candied), etc.)....		311919-7	12/03	205.836	205.908	206.133	206.133	206.138
Secondary products and miscellaneous receipts.....		311919-SM						
Coffee & tea mfg.....	31192		12/03	178.352	187.728	188.282	187.914	187.840
Coffee and tea manufacturing.....	311920		06/81	249.393	262.504	263.279	262.764	262.661
Primary products.....		311920-P	06/81	235.307	247.739	248.474	247.985	247.887
Roasted coffee.....		311920-1	06/81	247.629	262.159	263.009	262.507	262.459
Coffee, concentrated, including coffee substitutes.....		311920-5	06/81	206.380	212.457	212.457	212.457	212.457
Tea in consumer packages.....		311920-7	12/85	184.155	185.694	185.918	185.358	184.916
Secondary products and miscellaneous receipts.....		311920-SM						
Miscellaneous receipts.....		311920-M	12/00	220.466	220.466	220.466	220.466	220.466
Flavoring syrup & concentrate mfg.....	31193		12/03	162.559	162.559	162.559	162.559	161.437
Flavoring syrup and concentrate manufacturing.....	311930		12/85	241.215	241.215	241.215	241.215	239.548
Primary products.....		311930-P	12/85	252.062	252.062	252.062	252.062	250.302
Liquid beverage bases, excluding use by soft drink bottlers.....		311930-1	12/85	314.596	314.596	314.596	314.596	307.272
Soft drink flavoring syrup, sold in bulk.....		311930-6	05/15	138.940	138.940	138.940	138.940	138.940
Other flavoring agents (except chocolate syrups).....		311930-8	12/85	161.663	161.663	161.663	161.663	161.663
Secondary products and miscellaneous receipts.....		311930-SM						
Secondary products.....		311930-S	06/07	169.494	169.494	169.494	169.494	—
Seasoning & dressing mfg.....	31194		12/03	194.117	194.527	194.498	194.540	195.417
Mayonnaise, dressing, and sauce manufacturing.....	311941		12/03	186.161	186.497	186.260	186.240	187.862
Primary products.....		311941-P	06/81	336.630	336.570	336.085	336.041	339.292
Vinegar and cider.....		311941-1	12/85	185.305	185.305	185.305	185.305	185.305
Prepared sauces, excluding tomato-based sauces and sauces comprised of 20 percent or more meat.....		311941-4	06/81	278.552	278.452	278.452	278.378	282.397
Mayonnaise, salad dressings, and sandwich spreads.....		311941-7	06/81	340.288	340.288	339.210	339.210	341.087
Spoon-type salad dressing incl. mayonnaise, sandwich spreads, refrigerated dressings, semisolid.....		311941-75	06/07	182.603	182.603	182.618	182.618	184.281
Pourable-type salad dressing (reduced calorie, cheese, vinegar and oil, etc.)....		311941-76	06/07	162.564	162.564	161.237	161.237	161.237
Secondary products and miscellaneous receipts.....		311941-SM						
Miscellaneous receipts.....		311941-M	06/94	150.332	150.332	150.332	150.332	150.332
Secondary products.....		311941-S	06/81	278.941	284.863	284.952	284.989	284.988
Spice and extract manufacturing.....	311942		12/03	194.285	194.766	194.990	195.105	195.043
Primary products.....		311942-P	12/03	196.381	196.863	197.145	197.269	197.222
Table salt (evaporated), pepper (white and black), and other spices.....		311942-1	06/85	265.618	265.131	264.413	264.960	264.754
Pepper and other spices in commercial sizes (1 lb or more).....		311942-16	05/17	110.836	110.836	109.448	110.274	—
Flavoring extracts, emulsions, liquid flavors, and food colorings.....		311942-6	12/85	362.343	362.343	362.343	362.343	362.343
Dry mix food preparations.....		311942-7	06/91	166.233	167.495	168.443	168.443	168.443
Secondary products and miscellaneous receipts.....		311942-SM						
All other food mfg.....	31199		12/03	162.381	163.157	162.728	159.537	160.126
Perishable prepared food manufacturing.....	311991		12/03	146.135	147.115	148.566	145.211	145.794
Primary products.....		311991-P	12/85	209.410	210.840	212.973	207.999	208.862
Perishable prepared foods.....		311991-0	12/85	209.410	210.840	212.973	207.999	208.862
Secondary products and miscellaneous receipts.....		311991-SM						
Miscellaneous receipts.....		311991-M	12/03	233.400	233.443	233.400	233.379	233.379
All other miscellaneous food manufacturing.....	311999		12/03	169.220	169.678	166.951	164.212	164.764
Primary products.....		311999-P	12/03	166.138	166.571	163.936	161.068	161.645
All other miscellaneous manufactured foods.....		311999-0	12/03	166.138	166.571	163.936	161.068	161.645
Secondary products and miscellaneous receipts.....		311999-SM						
Beverage & tobacco mfg.....	312		12/03	198.375	199.780	199.683	200.902	201.512
Beverage mfg.....	3121		12/84	234.027	235.105	234.592	235.376	234.634
Soft drink & ice mfg.....	31211		12/03	184.055	185.659	184.233	185.023	183.616
Soft drink manufacturing.....	312111		06/81	307.349	309.001	306.351	308.626	305.107
Primary products.....		312111-P	06/81	316.339	318.215	315.459	317.646	313.948
Soft drinks, non-carbonated.....		312111-A	12/00	194.065	196.221	193.816	196.731	193.220
Soft drinks, non-carbonated, all other types.....		312111-A3	06/07	135.443	135.273	136.189	136.829	135.587
Soft drinks, non-carbonated, fruit drinks, cocktails, ades.....		312111-A4	12/11	146.756	149.295	146.068	149.030	145.718

See footnotes at end of table.

Table 11. Producer price indexes for net output of selected industries and their products, not seasonally adjusted — Continued
[November 2023]

Title ¹	Industry code	Product code	Index base	Unadjusted index ²				
				July 2023	Aug. 2023 ^P	Sept. 2023 ^P	Oct. 2023 ^P	Nov. 2023 ^P
Soft drink manufacturing - Continued								
Soft drinks, bottled, canned, glass, plastic, carbonated.....		312111-2	12/11	165.688	166.303	165.121	165.691	164.209
Secondary products and miscellaneous receipts.....		312111-SM						
Miscellaneous receipts.....		312111-M	06/81	219.660	221.690	221.616	228.992	226.435
Secondary products.....		312111-S	06/81	333.273	327.578	325.047	331.275	330.544
Bottled water manufacturing.....								
Primary products.....	312112		12/03	112.924	116.450	116.067	113.556	115.360
Bottled water.....		312112-P	12/03	111.479	114.982	114.602	112.104	113.902
Secondary products and miscellaneous receipts.....		312112-0	12/00	109.456	112.896	112.523	110.071	111.836
Secondary products.....		312112-SM						
Secondary products.....		312112-S2	09/18	144.523	144.883	144.858	145.609	—
Ice manufacturing.....								
Primary products.....	312113		12/85	300.471	300.471	301.153	317.322	317.322
Ice, manufactured (cubed, crushed, etc.), including can or block.....		312113-P	12/85	288.673	288.673	289.341	305.160	305.160
Secondary products and miscellaneous receipts.....		312113-0	12/03	193.392	193.392	193.839	204.437	204.437
Miscellaneous receipts.....		312113-SM						
Miscellaneous receipts.....		312113-M	08/98	221.191	221.191	221.191	221.191	221.191
Breweries.....								
Breweries.....	31212		12/03	153.626	153.576	154.111	154.905	154.933
Breweries.....								
Primary products.....	312120		06/82	230.459	230.384	231.186	232.377	232.419
Canned beer and ale case goods.....		312120-P	06/82	227.886	227.800	228.708	230.055	230.104
Bottled beer and ale case goods.....		312120-5	06/82	198.697	198.446	198.439	201.874	201.162
Beer and ale in barrels and kegs.....		312120-7	06/82	312.868	312.872	316.115	318.743	318.743
All other malt beverages and brewing products.....		312120-9	06/82	180.539	181.051	179.515	179.606	180.386
Secondary products and miscellaneous receipts.....		312120-SM						
Miscellaneous receipts.....		312120-M	12/02	166.799	166.799	166.799	166.799	166.799
Wineries.....								
Wineries.....	31213		12/03	145.780	146.174	146.924	146.945	147.312
Wineries.....								
Primary products.....	312130		12/83	202.612	203.159	204.200	204.230	204.741
Wines, brandy, and brandy spirits.....		312130-P	12/83	207.778	208.357	209.462	209.478	209.966
Wines, white, red, and rose grape, and other fruits, 14 percent or less alcohol...		312130-0	12/98	148.365	148.779	149.568	149.579	149.927
Wines, white grape, 14 percent or less alcohol content.....		312130-08	12/11	115.905	116.163	116.869	116.715	117.058
Wines, red grape, 14 percent or less alcohol content.....		312130-0811	12/83	170.250	170.304	172.385	172.918	172.970
Wines, red grape, 14 percent or less alcohol content.....		312130-0821	12/83	219.702	220.651	220.692	219.373	220.786
Wines, rose grape and other fruits and berries, 14 percent or less alcohol.		312130-0831	12/11	143.321	143.321	143.330	143.343	142.036
Wines, dessert, effervescent, and wine coolers.....		312130-09	12/11	124.137	126.510	126.316	131.642	131.651
All other wines, brandy, and brandy spirits.....		312130-0B	06/06	164.485	164.497	164.497	163.208	162.602
Secondary products and miscellaneous receipts.....		312130-SM						
Miscellaneous receipts.....		312130-M	12/91	172.206	172.206	172.206	172.575	173.906
Distilleries.....								
Distilleries.....	31214		12/03	110.391	110.426	110.049	109.946	109.962
Distilleries.....								
Primary products.....	312140		06/83	181.676	181.725	181.105	180.935	180.957
Distilled liquor, excluding brandy.....		312140-P	06/83	176.714	176.714	176.114	175.947	175.947
Distilled whiskey, all other distilled liquor, excluding brandy.....		312140-2	07/98	82.593	82.593	81.992	81.992	81.992
Bottled liquor, excluding brandy.....		312140-22	12/11	124.781	124.781	123.874	123.874	123.874
Bottled whiskey.....		312140-5	06/83	200.594	200.594	200.594	200.239	200.239
Bottled gin, vodka, rum, cordials, cocktails, and similiar compounds.....		312140-5B	06/12	102.600	102.600	102.600	102.600	102.600
Secondary products and miscellaneous receipts.....		312140-5C	06/12	105.548	105.548	105.548	105.057	105.057
Miscellaneous receipts.....		312140-SM						
Miscellaneous receipts.....		312140-M	08/83	196.495	204.603	204.603	204.603	204.603
Tobacco mfg.....								
Tobacco mfg.....	3122		12/84	1,078.406	1,090.687	1,093.354	1,105.233	1,120.273
Tobacco manufacturing.....								
Tobacco manufacturing.....	31223		12/82	1,180.678	1,194.124	1,197.043	1,210.049	1,226.515
Tobacco manufacturing.....								
Primary products.....	312230		12/11	196.739	198.979	199.466	201.633	204.377
Tobacco stemming and redrying.....		312230-P	12/11	201.970	204.275	204.776	207.006	209.829
Tobacco, unstemmed leaf, redried before packing.....		312230-0	06/84	118.929	118.883	118.883	118.921	118.955
Tobacco, stemmed.....		312230-01	12/03	121.946	122.032	122.032	122.102	122.166
Cigarettes, excluding electronic.....		312230-04	06/84	107.397	107.210	107.210	107.210	107.210
Other tobacco products.....		312230-1	12/82	1,303.761	1,321.313	1,326.066	1,342.602	1,362.469
Cigars.....		312230-9	12/03	236.824	236.824	235.693	236.192	238.107
Chewing and smoking tobacco.....		312230-91	12/82	657.856	657.856	657.856	657.856	657.856
Secondary products and miscellaneous receipts.....		312230-94	12/82	977.835	977.835	971.803	974.465	983.461
Secondary products and miscellaneous receipts.....		312230-SM						
Textile mills.....								
Fiber, yarn, and thread mills.....	313		12/03	170.048	169.601	169.713	169.251	169.282
Fiber, yarn, and thread mills.....	3131		12/84	169.963	169.547	170.030	169.696	170.408
Fiber, yarn, and thread mills.....	31311		12/84	169.963	169.547	170.030	169.696	170.408
Fiber, yarn, and thread mills.....	313110		12/11	118.327	118.037	118.374	118.141	118.637
Primary products.....		313110-P	12/11	118.262	117.973	118.309	118.076	118.572

See footnotes at end of table.

Table 11. Producer price indexes for net output of selected industries and their products, not seasonally adjusted — Continued
 [November 2023]

Title ¹	Industry code	Product code	Index base	Unadjusted index ²				
				July 2023	Aug. 2023 ^P	Sept. 2023 ^P	Oct. 2023 ^P	Nov. 2023 ^P
Fiber, yarn, and thread mills - Continued								
Spun yarns.....		313110-4	12/82	151.498	151.611	151.611	152.796	152.796
Cotton spun yarns.....		313110-42	05/22	80.972	80.972	80.972	81.023	81.023
Rayon, acetate, and lyocell spun yarns.....		313110-45	12/82	179.885	179.885	179.885	179.885	179.885
Noncellulosic fiber and other natural fiber (excluding cotton and wool) spun yarns.....		313110-47	12/96	143.046	144.423	144.423	144.276	144.276
Other noncellulosic fiber & other natural fiber yarns, spun & finished in the same est.....		313110-475	12/11	126.398	126.398	126.398	125.987	125.987
Textured and twisted yarns.....		313110-6	12/82	207.875	206.660	207.888	205.370	207.180
Textured/crimped/bulked filament yarns, incl. stretch yarn, made from purchased filament yarn.....		313110-6H	12/82	226.718	225.264	226.526	223.720	225.816
Fabric mills.....	3132		12/03	162.738	162.134	162.239	162.202	162.078
Broadwoven fabric mills.....	31321		12/03	162.738	162.376	162.515	162.819	162.642
Broadwoven fabric mills.....	313210		12/03	162.688	162.326	162.465	162.769	162.592
Primary products.....		313210-P	12/03	161.209	160.835	160.978	161.292	161.109
Fabricated textile products, made in weaving mills.....		313210-W	12/06	144.817	139.416	139.080	138.567	139.411
Cotton broadwoven fabrics.....		313210-4	09/21	120.149	120.131	120.533	120.683	120.751
Manmade, silk, and other natural fiber (excluding cotton and wool) broadwoven fabrics.....		313210-8	09/21	110.364	110.303	110.321	110.653	110.357
Greige manmade, silk, and other natural fiber (exc cotton/wool) broadwoven fabrics.....		313210-81	06/11	120.054	119.901	119.988	120.383	119.934
Finished manmade, silk, & natural fiber (exc cotton/wool) broadwoven, finished in weaving mills.....		313210-83	06/81	186.118	186.354	186.122	186.549	186.549
Secondary products and miscellaneous receipts.....		313210-SM						
Narrow fabric mills and schiffli embroidery.....	31322		06/84	242.374	244.206	244.490	244.078	243.722
Narrow fabric mills and schiffli embroidery.....	313220		06/84	245.724	247.580	247.868	247.450	247.089
Primary products.....		313220-P	06/84	248.036	249.939	250.234	249.809	249.443
Woven narrow fabrics (12 inches or less in width).....		313220-2	06/84	234.796	237.411	237.817	238.235	238.235
Braided narrow fabrics (12 inches or less in width).....		313220-4	06/84	367.698	367.723	367.723	367.136	362.970
Secondary products and miscellaneous receipts.....		313220-SM						
Secondary products.....		313220-S	06/84	282.112	282.112	282.112	281.827	281.380
Nonwoven fabric mills.....	31323		12/03	152.042	151.023	151.025	150.846	150.936
Nonwoven fabric mills.....	313230		12/85	181.578	180.368	180.370	180.157	180.264
Primary products.....		313230-P	12/85	187.035	185.782	185.785	185.564	185.675
Nonwoven fabrics.....		313230-1	12/85	189.894	188.538	188.572	188.273	188.443
Pressed, punched, or needled felts, excluding hats.....		313230-5	12/85	163.816	164.280	163.708	164.911	163.924
Secondary products and miscellaneous receipts.....		313230-SM1						
Knit fabric mills.....	31324		12/03	165.763	165.698	166.160	166.135	165.139
Knit fabric mills.....	313240		12/11	139.406	139.351	139.739	139.719	138.881
Primary products.....		313240-P	12/11	136.078	136.023	136.373	136.352	135.517
Weft (circular) knit fabrics.....		313240-2	06/81	161.173	161.173	161.415	161.415	159.961
Weft (circular) knit fabrics, greige goods (excluding hosiery).....		313240-21	06/81	161.035	161.035	161.035	161.035	158.638
Other knit fabrics and laces.....		313240-23	12/94	162.258	162.258	162.614	162.614	161.570
Warp knit fabrics, greige goods (excluding hosiery).....		313240-41	06/81	231.730	231.190	231.730	231.730	230.177
Warp knit fabrics, knit and finished in same establishment.....		313240-43	12/03	148.892	148.657	149.720	149.633	149.484
Secondary products and miscellaneous receipts.....		313240-SM1						
Textile and fabric finishing mills.....	3133		12/03	191.285	191.110	190.916	189.463	189.215
Textile and fabric finishing mills.....	31331		12/03	192.261	191.592	190.690	189.127	188.464
Textile and fabric finishing mills.....	313310		12/11	151.776	151.249	150.538	149.307	148.785
Primary products.....		313310-P	12/11	153.091	152.539	151.796	150.508	149.962
Textile and fabric finishing, except broadwoven.....		313310-B	12/03	164.769	163.402	163.402	158.025	158.025
Finished broadwoven fabrics, finished in finishing mills.....		313310-4	12/03	208.932	208.520	207.153	207.153	206.149
Commission finishing of cotton broadwoven fabrics.....		313310-43	06/84	316.398	315.613	314.847	314.847	314.847
Other finished broadwoven fabrics (excl. cotton and wool), finished in finishing mills.....		313310-45	06/84	275.328	274.816	268.665	268.665	265.185
Other commission finishing of broadwoven fabrics (excl. cotton & wool).....		313310-47	06/84	304.959	303.987	304.184	304.184	304.184
Secondary products and miscellaneous receipts.....		313310-SM						
Fabric coating mills.....	31332		12/03	195.748	196.661	198.029	196.766	197.425
Fabric coating mills.....	313320		06/85	276.421	277.710	279.641	277.859	278.789
Primary products.....		313320-P	06/85	269.559	270.833	272.732	270.984	271.876
Vinyl coated fabrics, including expanded vinyl coated.....		313320-1	06/85	262.517	264.248	267.885	261.665	265.079
Rubber coated fabrics, garments, and footwear.....		313320-4	12/03	214.393	218.794	218.794	218.794	218.794
Coated or laminated fabrics and coated yarns, incl. impregnated fabrics.....		313320-5	06/06	161.328	161.660	162.468	162.468	162.406
Secondary products and miscellaneous receipts.....		313320-SM						

See footnotes at end of table.

Table 11. Producer price indexes for net output of selected industries and their products, not seasonally adjusted — Continued
 [November 2023]

Title ¹	Industry code	Product code	Index base	Unadjusted index ²				
				July 2023	Aug. 2023 ^P	Sept. 2023 ^P	Oct. 2023 ^P	Nov. 2023 ^P
Fabric coating mills - Continued								
Secondary products.....		313320-S	06/85	214.130	212.447	212.447	211.368	216.722
Textile product mills.....	314		12/03	158.361	159.236	160.634	159.891	159.934
Textile furnishings mills.....	3141		12/03	152.632	153.971	156.057	154.828	154.828
Carpet and rug mills.....	31411		12/84	187.021	189.237	192.689	190.644	190.644
Carpet and rug mills.....	314110		06/90	171.160	173.187	176.347	174.475	174.475
Primary products.....		314110-P	06/90	172.506	174.559	177.758	175.863	175.863
Carpet and rugs.....		314110-0	06/90	172.506	174.559	177.758	175.863	175.863
Secondary products and miscellaneous receipts.....		314110-SM						
Curtain and linen mills.....	31412		12/03	157.865	157.865	157.864	157.894	157.894
Curtain and linen mills.....	314120		06/83	184.681	184.681	184.680	184.715	184.715
Primary products.....		314120-P	06/83	182.510	182.510	182.510	182.510	182.510
Curtains and draperies, made from purchased materials.....		314120-1	06/84	225.113	225.113	225.113	225.113	225.113
Other household textile products, made from purchased materials.....		314120-8	06/83	179.639	179.639	179.639	179.639	179.639
Bedspreads, made from purchased materials.....		314120-83	06/83	152.318	152.318	152.318	152.318	152.318
Other household furnishings, made from purchased materials.....		314120-89	06/83	165.176	165.176	165.176	165.176	165.176
Secondary products and miscellaneous receipts.....		314120-SM						
Miscellaneous receipts.....		314120-M	06/83	199.901	199.901	199.901	199.901	199.901
Secondary products.....		314120-S	06/83	247.826	247.826	247.794	250.472	250.472
Other textile product mills.....	3149		12/03	163.998	164.217	164.642	164.581	164.684
Textile bag and canvas mills.....	31491		12/03	169.590	169.607	169.635	169.723	169.723
Textile bag and canvas mills.....	314910		12/11	141.515	141.529	141.552	141.626	141.626
Primary products.....		314910-P	12/11	143.179	143.195	143.220	143.361	143.361
Textile bags.....		314910-1	12/85	214.875	214.875	214.875	214.875	—
Canvas and related products.....		314910-5	12/85	369.247	369.293	369.371	369.789	369.789
Secondary products and miscellaneous receipts.....		314910-SM						
Miscellaneous receipts.....		314910-M	12/11	115.661	115.661	115.661	115.661	115.661
Secondary products.....		314910-S	12/11	163.924	163.924	163.933	163.306	163.306
All other textile product mills.....	31499		12/03	160.139	160.456	161.070	160.936	161.090
Rope, twine, tire cord, and tire fabric mills.....	314994		12/11	115.040	115.625	115.483	114.656	114.637
Primary products.....		314994-P	12/11	112.833	113.420	113.288	112.462	112.412
Rope, cordage, and twine.....		314994-4	06/85	292.189	293.003	292.285	291.581	296.609
Tire cord and tire fabrics.....		314994-7	06/84	143.118	144.177	144.177	142.490	140.135
Secondary products and miscellaneous receipts.....		314994-SM						
Miscellaneous receipts.....		314994-M	12/11	150.432	150.363	149.734	149.600	151.428
All other miscellaneous textile product mills.....	314999		12/03	156.385	156.527	157.400	157.611	157.822
Primary products.....		314999-P	12/03	156.634	156.819	157.491	157.716	157.962
Embroideries (excluding Schiffl machine products) and embroidery contractors.....		314999-6	12/11	129.221	130.010	130.598	130.598	130.598
Trimnings and findings, excluding automobile and apparel.....		314999-7	12/03	213.368	213.368	213.368	213.368	220.547
All other miscellaneous fabricated textile products.....		314999-8	12/03	154.592	154.592	155.013	155.342	155.342
Secondary products and miscellaneous receipts.....		314999-SM						
Miscellaneous receipts.....		314999-M	12/03	175.590	175.590	179.319	179.319	179.319
Secondary products.....		314999-S	12/03	137.942	137.691	138.092	138.343	138.343
Apparel manufacturing.....	315		12/03	127.388	127.396	127.748	127.305	127.289
Apparel knitting mills.....	3151		12/84	139.945	139.945	139.945	139.945	139.791
Apparel Knitting Mills.....	31512		12/22	101.493	101.493	101.493	101.493	101.382
Apparel knitting mills.....	315120		12/22	101.493	101.493	101.493	101.493	101.382
Primary products.....		315120-P	12/22	101.512	101.512	101.512	101.512	101.398
Hosiery and socks.....		315120-1	12/10	116.976	116.976	116.976	116.976	116.812
Hosiery and socks.....		315120-10	05/20	107.697	107.697	107.697	107.697	107.546
Other apparel knitting mills.....		315120-2	12/11	117.457	117.457	117.457	117.457	—
Secondary products and miscellaneous receipts.....		315120-SM						
Cut and sew apparel manufacturing.....	3152		12/03	124.609	124.621	124.715	124.116	124.116
Cut and sew apparel contractors.....	31521		12/03	125.432	125.432	125.432	125.432	125.432
Cut and sew apparel contractors.....	315210		12/11	119.632	119.632	119.632	119.632	119.632
Primary products.....		315210-P	12/11	119.854	119.854	119.854	119.854	119.854
Contract receipts for men's and boys' (including unisex) apparel.....		315210-4	12/03	142.997	142.997	142.997	142.997	142.997
Contract receipts for men's and boys' pants, work apparel, and other outerwear.....		315210-48	06/07	123.826	123.826	123.826	123.826	123.826
Secondary products and miscellaneous receipts.....		315210-SM						
Cut and sew apparel manufacturing (except contractors).....	31525		12/22	100.657	100.669	100.771	100.126	100.126

See footnotes at end of table.

Table 11. Producer price indexes for net output of selected industries and their products, not seasonally adjusted — Continued
[November 2023]

Title ¹	Industry code	Product code	Index base	Unadjusted index ²				
				July 2023	Aug. 2023 ^P	Sept. 2023 ^P	Oct. 2023 ^P	Nov. 2023 ^P
Cut and sew apparel manufacturing (except contractors).....	315250		12/22	100.662	100.675	100.777	100.135	100.135
Primary products.....		315250-P	12/22	100.618	100.631	100.725	100.065	100.065
Men's and boys' cut and sew apparel manufacturing.....		315250-1	12/11	139.752	139.814	139.832	139.398	139.398
Men's and boys' nightwear, robes, and underwear, made from purchased fabrics.....		315250-11	12/03	165.532	165.532	165.532	166.100	166.100
Men's and boys' suits, coats, and overcoats, made from purchased fabrics.....		315250-12	12/80	223.593	223.593	223.593	226.614	226.614
Men's and boys' shirts, except work shirts, made from purchased fabrics.....		315250-13	06/83	189.326	189.783	189.783	190.014	190.014
Men's and boys' pants, except work pants, made from purchased fabrics.....		315250-14	12/81	266.785	266.785	266.785	266.785	—
Men's and boys' work clothing, made from purchased fabrics.....		315250-15	12/81	178.677	178.677	178.677	178.677	178.677
Men's and boys' other outerwear, made from purchased fabrics.....		315250-16	12/83	221.228	221.228	221.430	207.364	207.364
Women's, girls', and infants' cut and sew apparel manufacturing.....		315250-2	12/11	105.659	105.660	105.699	104.569	104.569
Women's and girls' lingerie and nightwear, made from purchased fabrics.....		315250-21	12/03	119.242	119.242	119.242	119.242	119.242
Women's and girls' blouses and shirts, made from purchased fabrics.....		315250-22	06/83	175.573	175.579	175.579	169.581	169.581
Women's and girls' dresses, made from purchased fabrics.....		315250-23	12/80	126.886	126.886	126.886	126.886	126.886
Women's and girls' suits, coats, and skirts, made from purchased fabrics.....		315250-24	12/82	129.913	129.913	129.913	129.913	129.913
Women's and girls' other outerwear, made from purchased fabrics.....		315250-25	06/83	109.496	109.496	109.658	109.678	109.678
Other cut and sew apparel manufacturing.....		315250-3	12/22	102.957	102.957	103.334	103.334	103.334
Fur and leather apparel, made from purchased materials.....		315250-31	12/03	204.039	204.039	207.572	207.572	207.572
All other cut and sew apparel, made from purchased materials.....		315250-32	12/03	157.059	157.059	157.325	157.325	157.325
Secondary products and miscellaneous receipts.....		315250-SM						
Miscellaneous receipts.....		315250-M	12/11	128.255	128.255	128.955	128.955	128.955
Secondary products.....		315250-S	12/11	122.260	122.260	122.520	122.520	122.520
Accessories and other apparel manufacturing.....	3159		12/03	160.180	160.180	163.284	163.284	163.284
Accessories and other apparel manufacturing.....	31599		12/03	160.176	160.176	163.280	163.280	163.280
Accessories and other apparel manufacturing.....	315990		12/11	144.092	144.092	146.892	146.892	146.892
Primary products.....		315990-P	12/11	138.984	138.984	141.917	141.917	141.917
All other accessories and apparel.....		315990-B	12/03	140.295	140.295	140.295	140.295	140.295
Leather belts, made from purchased materials.....		315990-BC	06/85	173.027	173.027	173.027	173.027	173.027
All other apparel accessories, made from purchased materials.....		315990-BE	12/11	140.331	140.331	140.331	140.331	140.331
Hats, caps, and millinery products.....		315990-4	12/90	256.072	256.072	269.547	269.547	269.547
Men's and boys' fabric, straw, and felt hats, made from purchased materials.....		315990-41	12/90	277.937	277.937	295.809	295.809	295.809
Women's, girls', and infants' fabric, straw, and felt hats, made from purchased materials.....		315990-43	12/90	159.903	159.903	159.903	159.903	159.903
Hat bodies and fabric caps, made from purchased materials.....		315990-45	12/90	268.540	268.540	268.540	268.540	268.540
Gloves and mittens, made from purchased materials.....		315990-7	12/03	186.587	186.587	186.587	186.587	186.587
Secondary products and miscellaneous receipts.....		315990-SM						
Miscellaneous receipts.....		315990-M	12/11	158.468	158.468	158.468	158.468	158.468
Secondary products.....		315990-S	12/11	139.498	139.498	139.498	139.498	139.498
Leather and allied product manufacturing.....	316		12/84	202.617	203.025	203.067	203.142	203.274
Leather and hide tanning and finishing.....	3161		06/81	202.781	204.353	204.224	204.173	204.363
Leather and hide tanning and finishing.....	31611		06/81	202.781	204.353	204.224	204.173	204.363
Leather and hide tanning and finishing.....	316110		06/81	202.635	204.206	204.078	204.027	204.216
Primary products.....		316110-P	06/81	198.669	200.217	200.091	200.040	200.227
Finished and unfinished leather.....		316110-1	12/97	108.535	109.383	109.304	109.252	109.366
Tanning or finishing leather owned by others, and furs, dressed and dyed or bleached.....		316110-2	06/11	132.056	133.061	133.078	133.290	133.290
Contract and commission receipts for tanning or finishing leather owned by others.....		316110-21	06/81	207.779	207.887	207.919	208.317	208.317
Secondary products and miscellaneous receipts.....		316110-SM						
Footwear manufacturing.....	3162		12/03	157.772	157.772	157.772	157.756	157.928
Footwear manufacturing.....	31621		12/03	157.772	157.772	157.772	157.756	157.928
Footwear manufacturing.....	316210		12/11	139.462	139.462	139.462	139.449	139.601
Primary products.....		316210-P	12/11	138.241	138.241	138.241	138.227	138.382
Rubber and plastics footwear, including athletic footwear.....		316210-1	12/80	163.947	163.947	163.947	163.947	163.947
Men's footwear (size 6 and larger), excluding athletic.....		316210-2	12/93	204.636	204.636	204.636	204.709	204.697
Women's footwear (size 4 and larger), excluding athletic.....		316210-5	12/93	147.613	147.613	147.613	147.381	148.268
Secondary products and miscellaneous receipts.....		316210-SM						
Miscellaneous receipts.....		316210-M	12/11	167.047	167.047	167.047	167.047	167.047
Other leather product manufacturing.....	3169		12/03	157.513	157.513	157.674	157.880	157.880
Other leather product manufacturing.....	31699		12/03	157.513	157.513	157.674	157.880	157.880
Other leather and allied product manufacturing.....	316990		12/22	105.459	105.459	105.567	105.705	105.705
Primary products.....		316990-P	12/22	105.492	105.492	105.604	105.747	105.747
Women's and children's handbags and purses.....		316990-1	06/06	133.389	133.389	133.389	133.644	133.644
All other leather goods and allied products.....		316990-2	12/11	138.342	138.342	138.529	138.697	138.697
Luggage (including suitcases, travel bags, backpacks, and other types).....		316990-21	12/84	179.830	179.830	180.420	180.420	180.420

See footnotes at end of table.

Table 11. Producer price indexes for net output of selected industries and their products, not seasonally adjusted — Continued
 [November 2023]

Title ¹	Industry code	Product code	Index base	Unadjusted index ²				
				July 2023	Aug. 2023 ^P	Sept. 2023 ^P	Oct. 2023 ^P	Nov. 2023 ^P
Other leather and allied product manufacturing - Continued								
Personal leather goods (excluding women's handbags and purses).....		316990-22	06/82	205.072	205.072	205.072	207.371	207.371
Boot and shoe cut stock and findings.....		316990-24	12/06	136.600	136.600	136.600	136.600	136.600
All other miscellaneous leather goods.....		316990-25	12/03	173.341	173.341	173.341	173.694	173.694
Secondary products and miscellaneous receipts.....		316990-SM						
Miscellaneous receipts.....		316990-M	12/11	154.304	154.304	154.304	154.304	154.304
Wood product manufacturing.....	321		12/03	187.470	186.859	186.771	182.387	181.518
Sawmills and wood preservation.....	3211		12/03	154.459	146.851	146.745	142.022	138.681
Sawmills and wood preservation.....	32111		12/03	154.459	146.851	146.745	142.022	138.681
Sawmills.....	321113		12/80	216.611	203.405	204.004	195.307	190.018
Primary products.....		321113-P	12/03	145.447	135.982	136.346	130.065	126.156
Hardwood lumber, made in sawmills.....		321113-1	12/03	113.722	98.727	104.612	95.069	97.315
Softwood lumber, made in sawmills.....		321113-3	12/03	142.404	135.271	132.532	127.830	120.407
Softwood dressed lumber, less than 2 inches in nominal thickness, not edge worked.....		321113-32	06/12	133.360	126.872	120.457	113.351	105.567
Softwood dressed 2-inch lumber, 2 inches in nominal thickness only, not edge worked.....		321113-33	06/12	161.525	149.668	146.989	138.794	128.025
Softwood dressed lumber and timbers, more than 2 inches in nominal thickness, not edge worked.....		321113-34	06/12	134.963	138.559	131.210	131.523	118.531
Wood chips, excluding field chips.....		321113-5	12/80	146.579	145.407	145.797	144.806	144.448
Wood ties, siding, shingles, and shakes, and contract sawing of logs owned by others.....		321113-7	12/03	178.739	190.574	190.574	191.082	188.569
Secondary products and miscellaneous receipts.....		321113-SM						
Wood preservation.....	321114		06/85	290.473	288.055	284.561	285.357	281.974
Primary products.....		321114-P	06/85	284.081	283.082	280.463	282.136	279.546
Wood poles, piles, and posts owned and treated by the same establishment.....		321114-1	06/85	431.680	434.982	426.649	432.713	427.414
Other wood products owned and treated by the same establishment.....		321114-5	06/85	243.333	238.977	239.550	238.648	237.193
Receipts for treating wood owned by others w/ arsenical chemicals, creosote, & other chemicals.....		321114-9	06/85	223.022	223.551	223.698	223.789	223.623
Secondary products and miscellaneous receipts.....		321114-SM						
Plywood and engineered wood product mfg.....	3212		12/03	184.617	191.777	192.775	180.647	180.489
Plywood and engineered wood product mfg.....	32121		12/03	184.617	191.777	192.775	180.647	180.489
Hardwood veneer and plywood manufacturing.....	321211		06/85	222.395	221.749	219.298	219.099	218.822
Primary products.....		321211-P	06/85	232.157	232.140	229.458	229.239	228.784
Hardwood veneer, including veneer backed with paper, cloth, or other flexible material.....		321211-1	12/03	139.536	139.327	139.240	138.491	137.696
Hardwood plywood.....		321211-4	12/12	149.512	150.091	146.514	147.287	146.832
Hardwood veneered panels, including two-ply veneers.....		321211-7	06/85	238.436	237.641	233.152	233.152	235.575
Secondary products and miscellaneous receipts.....		321211-SM						
Softwood veneer and plywood manufacturing.....	321212		12/80	239.983	242.982	250.181	256.919	253.842
Primary products.....		321212-P	12/80	246.616	252.907	261.231	269.059	268.129
Softwood veneer, incl. veneer backed w/ paper, cloth, or other flexible material.....		321212-1	12/80	177.446	180.699	183.809	186.674	186.267
Softwood plywood products: rough, sanded, and specialties.....		321212-4	12/11	171.620	176.685	184.029	190.970	190.180
Secondary products and miscellaneous receipts.....		321212-SM						
Secondary products.....		321212-S	12/80	233.297	203.798	201.445	198.854	173.333
Engineered wood member manufacturing.....	321215		12/22	91.574	89.612	90.372	90.306	90.177
Primary products.....		321215-P	12/22	90.871	89.609	90.544	90.586	90.353
Engineered wood members (excluding trusses).....		321215-1	12/06	217.056	210.737	210.102	209.678	209.131
Laminated veneer lumber.....		321215-11	12/03	250.072	236.721	234.680	233.318	231.995
Other engineered structural wood members, excluding trusses & laminated veneer lumber.....		321215-12	12/03	268.007	263.842	263.842	263.842	263.581
Wood trusses.....		321215-2	12/03	273.042	270.997	275.318	275.722	275.019
Secondary products and miscellaneous receipts.....		321215-SM						
Reconstituted wood product manufacturing.....	321219		06/91	307.307	347.161	346.394	286.172	287.617
Primary products.....		321219-P	06/91	309.509	351.181	350.644	287.745	289.253
Hardboard products.....		321219-B	12/11	184.364	183.983	183.973	183.973	183.973
Particleboard made from particleboard produced at the same location.....		321219-1	12/82	366.744	359.802	354.656	354.083	351.345
Secondary products and miscellaneous receipts.....		321219-SM						
Other wood product manufacturing.....	3219		12/03	201.791	200.461	199.822	199.741	199.692
Millwork.....	32191		12/03	195.392	193.150	192.684	193.789	193.930
Wood window and door manufacturing.....	321911		12/03	201.501	197.919	198.538	199.632	199.976
Primary products.....		321911-P	12/03	198.569	194.802	195.318	196.493	196.777
Wood window units.....		321911-1	06/83	376.091	376.091	376.091	376.091	376.091
Double hung wood window units.....		321911-11	06/13	167.180	167.180	167.180	167.180	167.180
Casement wood window units.....		321911-12	06/13	184.848	184.848	184.848	184.848	184.848

See footnotes at end of table.

Table 11. Producer price indexes for net output of selected industries and their products, not seasonally adjusted — Continued
 [November 2023]

Title ¹	Industry code	Product code	Index base	Unadjusted index ²				
				July 2023	Aug. 2023 ^P	Sept. 2023 ^P	Oct. 2023 ^P	Nov. 2023 ^P
Wood window and door manufacturing - Continued								
All other wood window units, including horizontal sliding, awning and single hung.....		321911-13	06/13	157.605	157.605	157.605	157.605	157.605
Wood sash, excluding sash shipped in window units.....		321911-3	06/83	378.806	378.806	378.806	378.806	378.806
Wood window & door frames, incl. door frames in door units, excl. window frames in window units.....		321911-5	06/83	213.420	190.191	192.837	201.311	203.373
Wood panel, flush, & molded face doors, interior & exterior, incl. doors with glazed sections.....		321911-7	06/83	350.635	348.861	349.581	348.749	348.520
Other wood doors, incl. garage, patio, bifold, cabinet, screen, storm and louver. ...		321911-9	06/83	322.787	322.876	322.985	323.005	323.023
Secondary products and miscellaneous receipts.....		321911-SM						
Secondary products.....		321911-S	12/03	186.655	186.575	188.170	188.145	189.350
Cut stock, resawing lumber, and planing.....	321912		12/03	186.298	183.459	184.017	184.239	184.456
Primary products.....		321912-P	12/03	179.684	176.378	177.027	177.286	177.538
Softwood lumber, made from purchased lumber.....		321912-3	12/03	235.050	234.002	234.966	234.000	233.630
Hardwood cut stock and dimension.....		321912-6	06/84	265.296	264.990	265.437	265.884	265.884
Softwood cut stock and dimension.....		321912-8	12/80	208.905	201.415	200.720	194.834	191.102
Sawn wood fence stock, wood lath, and contract resawing and planing.....		321912-9	12/03	213.544	213.544	213.544	213.544	213.544
Secondary products and miscellaneous receipts.....		321912-SM						
Other millwork, including flooring.....	321918		12/03	190.122	190.464	187.565	189.315	189.072
Primary products.....		321918-P	12/03	187.885	187.616	186.300	185.948	185.696
Wood moldings.....		321918-2	06/83	369.560	369.555	368.698	367.420	366.426
Other wood millwork products, including stairwork, exterior millwork, and softwood flooring.....		321918-5	12/03	163.714	163.714	160.999	160.568	160.568
Hardwood flooring.....		321918-7	06/84	265.515	264.147	264.931	265.196	264.658
Hardwood flooring, other than oak and maple.....		321918-72	12/03	177.261	177.261	177.261	177.261	177.261
Oak and maple hardwood flooring.....		321918-73	06/84	239.978	238.662	239.416	239.671	239.154
Secondary products and miscellaneous receipts.....		321918-SM						
Miscellaneous receipts.....		321918-M	12/03	—	—	165.167	—	—
Secondary products.....		321918-S	12/03	225.978	229.309	229.076	227.531	224.766
Wood container and pallet manufacturing.....	32192		12/03	198.110	196.073	194.713	190.813	188.100
Wood container and pallet manufacturing.....	321920		12/03	198.102	196.068	194.705	190.802	188.089
Primary products.....		321920-P	12/03	191.837	189.988	188.532	184.641	182.009
Nailed and lock-corner wood boxes.....		321920-1	06/85	209.169	209.169	209.169	209.169	209.169
Wood box and crate shook.....		321920-3	06/85	236.320	236.320	234.853	234.568	226.396
Wood pallets and pallet containers, wood and metal combination.....		321920-5	12/03	206.590	204.328	202.622	198.746	195.945
Other wood container parts and wood containers.....		321920-7	12/03	127.792	127.792	127.792	119.108	—
Secondary products and miscellaneous receipts.....		321920-SM						
Miscellaneous receipts.....		321920-M	12/03	259.732	236.394	231.336	219.911	193.303
Secondary products.....		321920-S	12/03	178.942	177.607	180.021	180.064	181.404
All other wood product manufacturing.....	32199		12/03	205.384	206.215	205.793	206.135	207.516
Manufactured home, mobile home, manufacturing.....	321991		06/81	492.253	492.427	486.224	486.223	486.810
Primary products.....		321991-P	06/81	492.304	492.478	486.272	486.272	486.858
Manufactured homes (mobile homes), all width sizes (incl. multisection).....		321991-1	06/81	493.312	493.486	487.267	487.267	487.855
Secondary products and miscellaneous receipts.....		321991-SM						
Prefabricated wood building manufacturing.....	321992		12/84	403.718	404.421	403.886	405.361	403.547
Primary products.....		321992-P	12/84	388.932	389.304	389.001	390.655	389.031
Prefabricated stationary wood buildings, components (not sold as complete units).....		321992-1	12/89	197.416	197.416	197.416	197.416	197.416
Prefabricated stationary wood buildings, shipped in panel form (complete units) ...		321992-5	12/84	591.796	592.551	590.983	599.095	594.639
Prefabricated stationary wood buildings, precut packages (complete units).....		321992-6	12/84	526.893	528.014	528.551	526.742	523.623
Prefabricated stationary wood buildings, shipped in three-dimensional assemblies.....		321992-7	12/84	399.819	399.819	399.819	399.579	399.579
Prefabricated stationary wood buildings, three-dimensional assemblies, residential.....		321992-71	12/84	389.995	389.995	389.995	389.737	389.737
Prefabricated stationary wood buildings, three-dimensional assemblies, nonresidential.....		321992-72	12/84	461.652	461.652	461.652	461.646	461.646
Secondary products and miscellaneous receipts.....		321992-SM						
Miscellaneous receipts.....		321992-M	06/98	286.377	300.676	290.687	282.237	274.629
Secondary products.....		321992-S	08/92	399.515	399.639	399.495	399.415	399.185
Miscellaneous wood product manufacturing.....	321999		12/03	145.309	146.652	147.734	147.993	151.017
Primary products.....		321999-P	06/84	214.428	216.180	217.932	218.352	223.804
All other miscellaneous wood products.....		321999-0	06/02	140.109	141.254	142.399	142.673	146.235
Secondary products and miscellaneous receipts.....		321999-SM						
Paper manufacturing.....	322		12/03	183.575	182.665	182.544	182.307	181.811
Pulp, paper & paperboard mills.....	3221		12/03	176.337	175.241	175.637	174.973	174.147
Pulp mills.....	32211		12/82	225.155	218.890	205.607	218.553	223.362
Pulp mills.....	322110		12/82	225.153	218.889	205.606	218.551	223.361

See footnotes at end of table.

Table 11. Producer price indexes for net output of selected industries and their products, not seasonally adjusted — Continued
 [November 2023]

Title ¹	Industry code	Product code	Index base	Unadjusted index ²				
				July 2023	Aug. 2023 ^P	Sept. 2023 ^P	Oct. 2023 ^P	Nov. 2023 ^P
Pulp mills - Continued								
Primary products.....		322110-P	12/82	249.208	242.274	227.573	241.901	247.224
Special alpha and dissolving wood pulp, incl. sulfite and sulfate and other wood pulp.....		322110-6	12/11	111.038	107.431	99.783	110.036	112.778
All other miscellaneous pulp, other than wood, and pulp mill by-products, incl. turpentine.....		322110-9	06/88	420.505	420.505	420.505	357.219	357.835
Paper mills.....	32212		06/81	242.100	240.767	241.376	238.646	234.976
Paper mills.....	322120		12/03	165.559	164.656	165.062	163.195	160.655
Primary products.....		322120-P	12/03	167.356	166.519	167.090	165.228	162.126
Bleached bristol, clay-coated, uncoated, and industrial converted paper.....		322120-1	12/11	129.954	129.988	131.151	129.024	128.888
Construction paper.....		322120-2	12/11	136.476	135.430	135.430	139.324	139.324
Sanitary tissue paper products, made in paper mills.....		322120-4	06/83	247.481	246.062	246.062	242.344	233.983
Newsprint and uncoated ground-wood paper.....		322120-5	12/03	134.883	129.988	131.331	126.955	123.182
Secondary products and miscellaneous receipts.....		322120-SM						
Paperboard mills.....	32213		12/82	368.173	366.624	370.171	369.139	370.689
Paperboard mills.....	322130		12/82	368.599	367.043	370.593	369.562	371.112
Primary products.....		322130-P	12/82	353.244	351.267	354.614	353.745	355.153
Bleached packaging and industrial converting paperboard.....		322130-B	05/21	130.842	128.166	128.166	128.166	128.166
Unbleached kraft packaging and industrial converting paperboard.....		322130-1	12/82	342.428	341.820	349.310	347.471	350.107
Recycled paperboard.....		322130-7	12/82	397.767	396.989	393.934	394.450	394.512
Secondary products and miscellaneous receipts.....		322130-SM						
Converted paper product mfg.....	3222		12/03	189.514	188.698	188.442	188.444	188.215
Paper container mfg.....	32221		12/84	322.946	321.986	321.067	321.242	320.874
Corrugated and solid fiber box manufacturing.....	322211		03/80	424.883	422.891	421.452	422.328	422.386
Primary products.....		322211-P	03/80	425.450	423.298	421.813	422.714	422.732
Corrugated and solid fiber boxes, including pallets.....		322211-0	03/80	425.450	423.298	421.813	422.714	422.732
Corrugated shipping containers for food and beverages and carryout boxes for retail food.....		322211-01	03/80	363.301	358.115	357.827	357.161	357.161
Corrugated shipping containers for paper and allied products.....		322211-02	03/80	403.756	395.501	395.150	397.056	397.230
Corrugated shipping containers for metal and electrical machinery.....		322211-03	06/02	261.065	260.989	260.813	261.242	261.242
Corrugated shipping containers for all other end uses.....		322211-04	03/80	433.443	432.866	432.418	432.424	432.424
Corrugated paperboard in sheets and rolls, lined and unlined.....		322211-05	03/80	359.230	362.968	356.674	360.845	360.845
Other corrugated and solid fiber products, including containers, pallets, pads, etc.....		322211-09	06/02	256.834	255.685	255.685	255.780	255.780
Secondary products and miscellaneous receipts.....		322211-SM						
Miscellaneous receipts.....		322211-M	06/02	291.447	291.722	291.050	291.809	292.555
Secondary products.....		322211-S	12/90	217.549	219.096	219.080	219.080	219.703
Folding paperboard box manufacturing.....	322212		12/83	243.076	242.979	242.211	241.918	239.183
Primary products.....		322212-P	12/83	237.812	237.706	236.931	236.638	233.853
Folding paperboard boxes, packaging, and packaging components.....		322212-0	12/83	237.812	237.706	236.931	236.638	233.853
Secondary products and miscellaneous receipts.....		322212-SM						
Other paperboard container manufacturing.....	322219		12/11	143.867	144.108	144.190	143.543	144.875
Primary products.....		322219-P	12/11	148.449	148.721	148.813	148.084	149.585
Setup (rigid) paperboard boxes.....		322219-1	12/83	503.308	503.308	503.308	503.308	517.563
Paperboard fiber drums with ends of any material.....		322219-7	12/85	504.252	516.762	516.386	517.666	505.421
Fiber cans, tubes, and similar fiber products.....		322219-8	12/85	435.562	436.207	437.337	436.736	436.821
Fiber cans, all fiber and composite.....		322219-81	12/85	383.799	384.736	386.462	385.589	386.818
Fiber cores and tubes.....		322219-82	12/85	460.644	460.644	460.459	460.459	458.099
Paperboard cones, reels, spools, bobbins, blocks, and all vulcanized fiber products.....		322219-83	12/02	166.660	166.660	166.660	166.660	166.660
Secondary products and miscellaneous receipts.....		322219-SM						
Paper bag and coated and treated paper mfg.....	32222		12/03	176.408	175.507	175.460	175.468	174.705
Paper bag and coated and treated paper manufacturing.....	322220		12/11	134.098	133.413	133.377	133.383	132.804
Primary products.....		322220-P	12/11	133.927	133.180	133.143	133.020	132.423
Specialty bags, pouches, and liners, multiweb laminations and foil, except film-film.....		322220-C	12/83	310.783	310.551	310.920	310.874	310.972
Uncoated single-web paper grocers' bags and sacks and variety and shopping bags.....		322220-D	12/83	492.458	492.458	492.458	489.402	489.402
Laminated aluminum foil rolls and sheets for flexible packaging uses.....		322220-F	12/03	164.670	164.523	164.044	163.969	163.969
Pasted, lined, laminated, or surface-coated paperboard.....		322220-G	12/84	339.591	339.591	335.013	335.013	335.013
Single-web paper, rolls and sheets, including waxed, for flexible packaging uses.....		322220-H	12/87	299.452	299.452	299.452	299.452	299.452
Multiweb laminated rolls and sheets, except foil, for flexible packaging uses.....		322220-J	12/03	160.575	160.605	160.605	159.912	159.912
Pressure-sensitive products.....		322220-N	12/82	247.595	247.798	247.368	248.129	247.147
Wallcoverings.....		322220-7	06/85	186.113	186.113	186.113	186.113	186.113
Converted foil for nonpackaging applications.....		322220-8	06/13	121.419	122.555	122.601	122.601	122.601
Other coated and processed papers, except for packaging uses.....		322220-9	12/11	121.292	120.421	122.038	123.266	118.916
Secondary products and miscellaneous receipts.....		322220-SM						

See footnotes at end of table.

Table 11. Producer price indexes for net output of selected industries and their products, not seasonally adjusted — Continued
 [November 2023]

Title ¹	Industry code	Product code	Index base	Unadjusted index ²				
				July 2023	Aug. 2023 ^P	Sept. 2023 ^P	Oct. 2023 ^P	Nov. 2023 ^P
Paper bag and coated and treated paper manufacturing - Continued								
Miscellaneous receipts.....		322220-M	12/11	121.700	126.136	126.136	140.326	140.326
Stationery product mfg.	32223		12/03	209.871	207.991	209.191	207.945	209.903
Stationery product manufacturing.....	322230		12/11	164.088	162.620	163.557	162.583	164.117
Primary products.....		322230-P	12/11	165.494	163.944	164.925	163.957	165.362
Die-cut paper and paperboard office supplies.....		322230-4	12/89	285.356	285.356	285.356	285.356	306.104
Envelopes, commercial, all types and materials.....		322230-5	12/84	255.675	255.051	254.854	255.067	257.786
Tablets, pads and related products.....		322230-9	06/85	272.888	270.698	269.918	268.933	268.933
Secondary products and miscellaneous receipts.....		322230-SM						
Miscellaneous receipts.....		322230-M	12/11	124.795	126.875	126.143	123.157	123.870
Other converted paper product mfg.	32229		12/03	148.914	147.910	147.955	148.007	147.747
Sanitary paper product manufacturing.....	322291		12/03	135.714	134.808	135.191	135.292	135.358
Primary products.....		322291-P	06/83	197.814	196.515	197.085	197.243	197.337
Disposable diapers and similar disposable products, made from purchased sanitary paper stock.....		322291-2	12/03	103.668	103.668	103.668	103.668	103.668
Sanitary tissue paper products, made from purchased sanitary paper stock or wadding.....		322291-5	12/03	173.946	171.832	172.760	173.017	173.169
Secondary products and miscellaneous receipts.....		322291-SM						
Miscellaneous receipts.....		322291-M	12/03	322.484	273.304	266.606	258.819	255.892
All other converted paper product mfg.....	322299		12/03	182.006	180.754	179.678	179.576	178.263
Primary products.....		322299-P	12/03	179.446	178.293	177.007	177.186	175.839
Molded pulp goods, including egg cartons, florist pots, food trays, etc.....		322299-1	12/03	191.507	191.616	187.593	187.209	184.727
Miscellaneous converted paper and paperboard products.....		322299-3	12/03	176.820	175.262	174.830	175.188	174.190
Secondary products and miscellaneous receipts.....		322299-SM						
Secondary products.....		322299-S	12/03	—	—	—	186.573	—
Printing and related support activities.....	323		12/03	158.612	160.038	160.883	160.865	162.294
Printing and related support activities.....	3231		12/03	158.801	160.229	161.075	161.057	162.488
Printing.....	32311		12/03	160.431	161.893	162.768	162.754	164.230
Commercial screen printing.....	323113		12/03	129.624	129.552	130.055	130.164	129.933
Primary products.....		323113-P	12/03	129.111	129.057	129.701	129.739	129.493
Screen printing on garments, apparel accessories, and other fabric articles, excluding labels.....		323113-4	06/90	164.538	164.467	165.558	165.622	165.205
Screen printing (excluding on textiles, apparel, apparel accessories, and labels) ..		323113-6	12/06	127.459	127.414	127.414	127.414	127.414
Secondary products and miscellaneous receipts.....		323113-SM						
Miscellaneous receipts.....		323113-M	12/03	142.666	142.061	142.061	144.354	143.748
Secondary products.....		323113-S	12/03	121.985	121.905	121.612	121.734	121.680
Books printing.....	323117		12/83	279.253	276.613	277.880	277.977	281.726
Primary products.....		323117-P	12/83	278.980	275.744	277.290	277.404	282.015
Other book and pamphlet printing and binding.....		323117-E	06/93	157.577	157.577	157.678	157.678	157.691
Textbook printing and binding.....		323117-1	06/93	155.590	155.133	153.647	153.647	153.647
Technical, scientific, & professional book printing & binding.....		323117-3	06/93	154.852	154.634	154.344	155.132	155.132
Religious book printing and binding.....		323117-5	06/93	198.706	195.435	195.411	195.411	197.140
General book (trade, etc.) printing & binding.....		323117-7	06/93	260.795	255.328	259.898	259.898	269.190
Secondary products and miscellaneous receipts.....		323117-SM						
Commercial printing, except screen and books.....	32311K		12/11	142.626	144.241	145.044	145.013	146.421
Primary products.....		32311K-P	12/11	137.764	138.142	138.381	138.322	138.439
Commercial lithographic printing.....		32311K-0	06/82	216.200	216.200	216.214	215.953	216.016
Other commercial and general job printing (lithographic).....		32311K-0B	12/01	144.778	144.778	145.129	142.481	142.604
Magazine and periodical printing (lithographic).....		32311K-01	06/82	181.415	181.415	181.415	180.968	180.968
Label and wrapper printing (lithographic).....		32311K-03	06/82	170.184	170.184	170.184	170.184	170.184
Catalog and directory printing (lithographic).....		32311K-05	06/82	172.710	172.710	172.710	172.037	172.037
Advertising printing (lithographic).....		32311K-09	06/82	185.041	185.041	185.041	185.041	185.172
Commercial flexographic printing.....		32311K-2	12/03	203.624	203.624	203.624	203.624	203.624
Label and wrapper printing (flexographic).....		32311K-21	12/01	198.999	198.999	198.999	198.999	198.999
Quick printing.....		32311K-4	12/03	139.358	139.358	144.844	144.844	—
Digital printing.....		32311K-5	12/03	129.224	130.501	131.021	131.066	131.403
Manifold business forms printing.....		32311K-6	12/03	217.912	217.912	217.912	217.912	217.912
Other commercial printing.....		32311K-9	12/03	129.002	129.002	130.021	130.021	130.021
All other commercial and general job printing.....		32311K-9V	09/18	129.104	129.104	131.264	131.264	131.264
Secondary products and miscellaneous receipts.....		32311K-SM						
Miscellaneous receipts.....		32311K-M	12/11	148.253	148.249	145.200	145.205	145.204
Secondary products.....		32311K-S	12/11	237.457	247.988	253.341	253.471	—
Support activities for printing.....	32312		12/03	118.772	119.339	119.309	119.202	119.374
Support activities for printing.....	323120		12/11	120.519	121.096	121.065	120.956	121.130
Primary products.....		323120-P	12/11	118.516	119.141	119.091	118.987	119.157

See footnotes at end of table.

Table 11. Producer price indexes for net output of selected industries and their products, not seasonally adjusted — Continued
 [November 2023]

Title ¹	Industry code	Product code	Index base	Unadjusted index ²				
				July 2023	Aug. 2023 ^P	Sept. 2023 ^P	Oct. 2023 ^P	Nov. 2023 ^P
Support activities for printing - Continued								
Softcover, pamphlet, sample book, and other binding of books and materials printed elsewhere.....		323120-3	12/06	152.366	152.366	152.373	151.795	151.954
Miscellaneous binding and postpress work, incl collating, perforating, folding, gluing, etc.....		323120-5	12/06	132.688	132.303	131.922	131.922	131.922
Prepress services, excl platemaking (incl film, assembled flats, color sep., typesetting, etc.).....		323120-7	12/03	—	98.538	98.538	98.538	98.538
Printing plates and cylinders, prepared for printing (excl blank plates and blank cylinders).....		323120-9	12/03	105.112	106.555	106.555	106.555	106.555
Secondary products and miscellaneous receipts.....		323120-SM						
Petroleum and coal products manufacturing.....	324		12/84	344.751	399.072	408.216	374.910	360.606
Petroleum and coal products mfg.....	3241		12/84	344.751	399.072	408.216	374.910	360.606
Petroleum refineries.....	32411		06/85	340.746	399.301	409.217	373.301	357.869
Petroleum refineries.....	324110		06/85	340.782	399.338	409.254	373.338	357.906
Primary products.....		324110-P	06/85	352.286	414.275	424.842	386.719	370.382
Kerosene, except jet fuel.....		324110-B	06/85	315.290	389.395	411.454	412.371	372.967
Light fuel oils.....		324110-C	06/85	384.697	507.272	530.702	485.176	486.679
Home heating oil and other distillates, NEC.....		324110-C1	06/85	317.172	373.249	402.746	379.987	344.305
Diesel fuel.....		324110-C2	06/85	403.314	535.807	559.468	510.430	515.276
Heavy fuel oils, including No. 5, No. 6, heavy diesel, gas enrichment oils, etc.....		324110-E	06/85	259.352	278.290	294.246	306.152	291.656
Unfinished oils and lubricating oil base stock.....		324110-J	06/85	457.787	466.386	465.749	497.649	480.544
Liquefied refinery gases, including other aliphatics (feed stock and other uses)....		324110-R	06/85	498.708	501.032	518.356	549.864	540.522
Other finished petroleum products, including waxes.....		324110-T	06/85	448.963	461.297	518.682	661.211	617.686
Gasoline, including finished base stocks and blending agents.....		324110-1	06/85	303.419	336.781	335.944	287.374	265.341
Motor gasoline, including finished base stocks and blending agents.....		324110-12	06/85	305.061	338.534	337.552	287.973	265.894
Regular gasoline.....		324110-121	06/85	294.129	327.479	325.683	276.405	255.860
Mid-premium gasoline.....		324110-122	12/87	452.392	526.214	520.941	441.458	415.505
Premium gasoline.....		324110-123	06/85	331.618	362.345	364.957	317.418	290.020
Jet fuel.....		324110-6	06/85	315.773	387.338	414.754	406.725	391.229
Asphalt.....		324110-9	06/85	268.762	266.974	265.738	254.687	257.687
Secondary products and miscellaneous receipts.....		324110-SM1						
Asphalt paving and roofing materials mfg.....	32412		12/84	347.489	347.210	348.542	350.061	350.291
Asphalt paving mixture & block manufacturing.....	324121		06/81	390.751	393.466	394.157	395.145	396.535
Primary products.....		324121-P	06/81	389.997	392.637	393.357	394.387	395.836
Asphalt paving mixtures & blocks.....		324121-0	06/81	389.997	392.637	393.357	394.387	395.836
Emulsified asphalt, including liquid additives.....		324121-0111	12/04	277.979	280.142	281.812	282.226	282.855
Other liquid asphalt and tar paving materials, including cut-backs.....		324121-0121	12/04	387.811	389.170	390.347	390.347	389.609
Asphalt and tar paving mixt. (excl liquid), incl bitum. or asph. concrete, asph. paving cement.....		324121-0131	12/04	241.978	242.709	242.364	243.338	244.726
Secondary products and miscellaneous receipts.....		324121-SM						
Miscellaneous receipts.....		324121-M	12/04	208.152	208.152	208.152	208.152	208.152
Secondary products.....		324121-S	06/81	364.366	—	—	—	—
Asphalt shingle and coating materials manufacturing.....	324122		06/84	348.275	344.615	346.853	349.178	348.146
Primary products.....		324122-P	06/84	351.420	347.661	350.000	352.349	351.287
Roofing asphalts and pitches, coatings, and cements.....		324122-1	06/84	300.906	300.906	300.421	300.483	300.955
Prepared asphalt and tar roofing and siding products, incl. saturated felts for nonbuilding use.....		324122-2	06/84	354.210	350.133	352.712	355.254	354.061
Asphalt smooth-surfaced roll roofing and cap sheets, organic and fiberglass base.....		324122-21	12/12	158.227	158.597	154.481	154.608	159.412
Asphalt mineral-surfaced roll roofing and cap sheets, organic and fiberglass base.....		324122-22	06/06	277.861	277.367	277.367	277.367	277.413
Other prepared asphalt and tar products for roofing and siding.....		324122-27	06/06	178.376	178.496	179.009	177.978	178.011
Secondary products and miscellaneous receipts.....		324122-SM						
Other petroleum and coal products mfg.....	32419		12/84	561.861	561.368	555.998	554.160	554.502
Petroleum lubricating oil and grease mfg.....	324191		12/80	635.425	634.873	627.385	630.503	631.427
Primary products.....		324191-P	12/80	672.237	671.668	663.116	661.896	662.971
Petroleum lubricating oils and greases, refined petroleum.....		324191-0	12/80	672.237	671.668	663.116	661.896	662.971
Lubricating oils (incl. hydraulic fluids, etc.), refined petroleum.....		324191-011	12/80	695.341	694.705	685.141	683.889	684.724
Secondary products and miscellaneous receipts.....		324191-SM						
Miscellaneous receipts.....		324191-M	12/80	400.766	395.987	395.987	379.088	379.088
All other petroleum and coal products mfg.....	324199		12/03	364.577	364.246	363.577	351.957	351.107
Primary products.....		324199-P	12/03	377.204	376.857	376.155	363.948	363.057
Coke oven and blast furnace products, made in coke oven establishments.....		324199-3	12/09	209.057	209.715	205.695	205.468	203.084
All other petroleum and coal products (excl. coke oven products), made in coke oven estab.....		324199-9	12/02	415.184	414.689	414.400	400.093	399.364
Secondary products and miscellaneous receipts.....		324199-SM						
Secondary products.....		324199-S	12/09	181.969	181.969	181.969	182.977	182.977

See footnotes at end of table.

Table 11. Producer price indexes for net output of selected industries and their products, not seasonally adjusted — Continued
 [November 2023]

Title ¹	Industry code	Product code	Index base	Unadjusted index ²				
				July 2023	Aug. 2023 ^P	Sept. 2023 ^P	Oct. 2023 ^P	Nov. 2023 ^P
Chemical mfg.	325		12/84	353.618	352.235	352.063	351.969	350.332
Basic chemical mfg.	3251		12/84	436.859	432.938	435.025	435.886	426.721
Petrochemical mfg.	32511		12/03	139.198	137.469	142.610	149.260	149.501
Petrochemical manufacturing.	325110		12/03	139.553	137.794	142.917	149.682	149.928
Primary products.		325110-P	12/03	143.347	140.402	144.261	155.588	156.000
Secondary products and miscellaneous receipts.		325110-SM						
Industrial gas mfg.	32512		12/03	238.308	234.656	238.109	239.973	237.403
Industrial gas manufacturing.	325120		12/03	239.027	235.363	238.828	240.697	238.119
Primary products.		325120-P	06/81	397.621	391.507	397.287	400.407	396.105
Oxygen.		325120-A	06/81	580.818	580.535	580.265	574.861	572.187
Argon and hydrogen.		325120-C	06/09	89.891	89.525	95.460	94.152	96.495
Other industrial gases (including fluorocarbon and acetylene).		325120-T	06/09	272.486	266.007	272.941	279.288	297.038
Carbon dioxide.		325120-4	06/81	702.208	693.130	676.889	673.702	677.447
Nitrogen.		325120-7	06/81	293.347	288.819	289.480	289.480	210.862
Secondary products and miscellaneous receipts.		325120-SM						
Synthetic dye and pigment mfg.	32513		12/03	181.385	189.787	187.380	179.489	180.035
Synthetic dye and pigment manufacturing.	325130		12/11	119.841	125.392	123.802	118.589	118.949
Primary products.		325130-P	12/11	118.116	123.695	122.112	116.889	117.245
All other inorganic pigments, including TiO ₂ , chrome colors, and other white opaque pigments.		325130-N	09/21	123.465	130.919	128.665	123.056	121.230
Synthetic organic dyes, pigments, lakes, and toners.		325130-R	09/21	117.831	118.217	118.552	113.819	121.189
Synthetic organic dyes.		325130-R8	12/82	139.146	135.107	129.784	128.862	132.195
Synthetic organic pigments, lakes, and toners.		325130-R9	12/82	208.122	215.437	224.468	209.219	230.162
Secondary products and miscellaneous receipts.		325130-SM						
Secondary products.		325130-S	12/11	142.530	142.474	140.711	139.314	140.845
Other basic inorganic chemical manufacturing.	32518		12/03	385.142	382.735	383.312	373.511	372.133
Other basic inorganic chemical manufacturing.	325180		12/10	167.744	166.695	166.944	162.675	162.074
Primary products.		325180-P	12/10	135.905	135.117	135.484	132.051	131.626
Potassium and sodium compounds, excluding bleaches, alkalis, and alum.		325180-A	12/82	626.588	617.557	610.647	607.607	603.174
All other inorganic chemicals.		325180-H	12/03	380.201	379.144	386.971	379.612	379.911
Inorganic acids, excluding nitric, sulfuric and phosphoric.		325180-3	12/82	167.191	168.722	168.208	172.810	171.023
Sodium hydroxide (caustic soda).		325180-4	12/80	541.264	524.586	499.206	449.421	446.386
Carbon black, all processes.		325180-6	12/83	613.906	619.609	640.253	654.879	654.879
Other alkalis.		325180-7	12/11	166.348	166.850	167.413	158.689	158.582
Sulfuric acid.		325180-9	12/82	156.193	156.193	156.193	156.193	156.193
Secondary products and miscellaneous receipts.		325180-SM						
Miscellaneous receipts.		325180-M	12/10	344.677	344.677	344.677	—	—
Secondary products.		325180-S	12/10	236.378	231.459	226.890	214.249	210.595
Other basic organic chemical mfg.	32519		12/03	235.672	232.677	232.076	232.938	224.834
Ethyl alcohol manufacturing.	325193		12/03	254.915	246.334	245.320	244.361	228.340
Primary products.		325193-P	12/82	281.554	270.781	269.877	270.510	249.540
Ethyl alcohol.		325193-0	12/82	288.320	275.134	274.675	275.642	249.368
Distillers' dried grains (dark and light) and dried solubles.		325193-2	12/22	83.610	86.535	84.941	84.221	91.643
Secondary products and miscellaneous receipts.		325193-SM						
Secondary products.		325193-S	12/03	197.906	196.615	194.886	186.914	188.115
Cyclic crude, intermediate, and gum and wood chemical mfg.	325194		06/11	126.989	125.493	125.890	126.946	118.293
Primary products.		325194-P	06/11	144.969	143.067	143.458	142.999	133.813
Gum and wood chemicals, including wood distillation products.		325194-1	06/84	547.243	521.050	525.739	525.972	511.812
Cyclic crude and intermediate chemicals.		325194-2	12/03	249.690	249.213	249.414	248.336	229.492
Secondary products and miscellaneous receipts.		325194-SM						
All other basic organic chemical manufacturing.	325199		12/03	237.515	236.923	236.347	237.999	233.911
Primary products.		325199-P	12/82	400.477	398.853	397.365	400.468	391.669
Natural organic chemicals.		325199-E	12/08	158.695	158.128	153.214	153.275	153.674
Synthetic organic chemicals for use as flavor and perfume materials.		325199-H	12/03	184.350	184.350	184.350	184.350	—
Synthetic organic rubber-processing chemicals.		325199-K	12/03	211.906	206.641	—	—	—
Synthetic organic plasticizers.		325199-N	12/03	212.018	220.387	212.594	218.194	224.374
Other synthetic organic chemicals.		325199-R	12/03	178.474	174.661	171.532	172.320	168.905
Miscellaneous end use chemicals and chemical products, excluding urea.		325199-T	12/82	435.153	434.933	435.052	435.957	431.261
Miscellaneous cyclic and acyclic chemicals and chemical products, excluding fatty acid esters.		325199-V	12/82	369.769	363.009	356.876	366.380	349.728
Fatty acids.		325199-1	06/85	307.435	322.109	340.018	341.658	322.194
Industrial organic flavor oil mixtures and blends.		325199-7	12/08	420.664	416.460	418.077	416.460	412.257
Secondary products and miscellaneous receipts.		325199-SM						
Miscellaneous receipts.		325199-M	12/82	1,618.679	1,618.679	1,619.544	—	—

See footnotes at end of table.

Table 11. Producer price indexes for net output of selected industries and their products, not seasonally adjusted — Continued
 [November 2023]

Title ¹	Industry code	Product code	Index base	Unadjusted index ²				
				July 2023	Aug. 2023 ^P	Sept. 2023 ^P	Oct. 2023 ^P	Nov. 2023 ^P
Resin, synthetic rubber, and artificial/synthetic fiber/filaments mfg.	3252		12/84	242.961	239.793	240.136	237.087	237.509
Resin and synthetic rubber mfg.	32521		12/03	195.592	193.333	193.133	189.736	190.360
Plastics material and resin manufacturing.	325211		12/80	322.480	318.412	317.718	310.872	312.111
Primary products.		325211-P	12/80	291.518	287.711	287.023	280.535	281.713
Thermoplastic resins and plastics materials.		325211-1	12/80	286.552	281.704	280.715	274.742	276.509
Thermosetting resins and plastics materials.		325211-4	12/80	320.336	324.269	325.807	315.704	312.534
Secondary products and miscellaneous receipts.		325211-SM						
Synthetic rubber manufacturing.	325212		06/81	234.211	234.482	237.404	244.142	243.042
Primary products.		325212-P	06/81	231.511	231.782	234.704	241.455	240.592
Synthetic rubber (vulcanizable elastomers).		325212-0	06/81	231.511	231.782	234.704	241.455	240.592
Secondary products and miscellaneous receipts.		325212-SM						
Artificial fibers and filaments manufacturing.	32522		12/03	153.235	148.500	153.133	159.927	157.561
Artificial fibers and filaments manufacturing.	325220		06/81	156.028	151.195	155.922	162.852	160.438
Primary products.		325220-P	06/81	161.275	155.986	161.103	168.584	165.979
Polyester manufactured fibers.		325220-7	12/89	149.382	149.689	149.966	151.248	151.248
Other noncellulosic organic fibers, incl. polyamide, polyolefin, and producer-textured.		325220-9	06/11	127.294	121.210	126.896	135.610	132.309
Secondary products and miscellaneous receipts.		325220-SM						
Pesticide, fertilizer, and other agricultural chemical mfg.	3253		12/84	271.168	271.549	265.728	272.043	275.247
Fertilizer mfg.	32531		12/03	223.731	226.513	225.931	235.118	240.295
Nitrogenous fertilizer manufacturing.	325311		12/79	371.452	366.509	365.150	393.365	413.137
Primary products.		325311-P	12/79	362.892	358.323	356.795	384.615	404.108
Synthetic ammonia, nitric acid, ammonium compounds, and urea.		325311-A	12/14	97.447	96.064	95.601	104.024	109.927
Fertilizer materials of organic origin.		325311-7	06/03	141.479	141.479	141.479	141.479	141.479
Secondary products and miscellaneous receipts.		325311-SM						
Secondary products.		325311-S	12/79	532.402	483.785	513.663	513.632	513.632
Phosphatic fertilizer manufacturing.	325312		12/79	407.344	431.866	436.324	453.910	458.592
Primary products.		325312-P	12/79	334.523	354.693	358.446	373.253	377.195
Phosphoric acid, superphosphates, and other phosphatic fertilizer materials.		325312-A	12/09	147.858	159.351	161.163	170.347	172.976
Mixed fertilizers, made in plants which manufacture fertilizer materials.		325312-7	12/79	448.530	460.205	464.321	468.436	468.436
Secondary products and miscellaneous receipts.		325312-SM						
Fertilizer, mixing only, manufacturing (including compost).	325314		12/79	283.545	275.893	269.531	266.700	266.747
Primary products.		325314-P	12/79	286.981	279.372	272.832	269.856	269.856
Mixed fertilizers, mixing only.		325314-0	06/86	254.907	248.148	242.339	239.696	239.696
Mixed fertilizers, dry, mixing only.		325314-01	06/03	202.173	197.220	196.765	194.066	194.066
Mixed fertilizers, liquid, mixing only.		325314-02	06/86	229.949	221.675	194.267	195.101	195.101
Secondary products and miscellaneous receipts.		325314-SM						
Miscellaneous receipts.		325314-M	12/79	178.391	168.807	167.622	168.929	170.091
Pesticide and other agricultural chemical mfg.	32532		12/03	150.704	149.044	142.607	143.098	142.956
Pesticide and other agricultural chemical manufacturing.	325320		06/82	207.497	205.211	196.348	197.025	196.828
Primary products.		325320-P	06/82	219.173	216.753	207.351	208.068	207.860
Agricultural and commercial pesticides and chemicals.		325320-1	06/03	147.337	145.549	138.855	139.380	139.228
Lawn and garden pesticides and chemicals.		325320-4	06/03	201.616	201.616	195.662	195.662	195.662
Household and institutional pesticides and chemicals.		325320-7	06/03	186.275	186.768	186.768	186.768	186.768
Secondary products and miscellaneous receipts.		325320-SM						
Pharmaceutical and medicine mfg.	3254		12/84	568.709	567.682	567.341	567.895	568.070
Pharmaceutical and medicine mfg.	32541		12/03	237.454	237.025	236.883	237.115	237.188
Medicinal and botanical manufacturing.	325411		06/82	183.506	183.166	183.102	184.839	184.940
Primary products.		325411-P	06/82	186.847	186.467	186.396	188.337	188.449
Synthetic organic medicinal chemicals, medicinal & botanical drugs, & other products.		325411-0	12/11	104.227	104.015	103.975	105.058	105.121
Secondary products and miscellaneous receipts.		325411-SM1						
Pharmaceutical preparation manufacturing.	325412		06/81	897.325	896.164	895.962	896.487	896.632
Primary products.		325412-P	06/81	981.547	980.224	979.993	980.592	980.757
Pharmaceuticals acting on the respiratory system, for human use.		325412-A	06/01	224.400	217.013	217.013	217.013	217.013
Antihistamines and bronchodilators, including antiasthmatics.		325412-A111	06/81	1,152.280	1,152.280	1,152.280	1,152.280	1,152.280
Other respiratory preparations.		325412-A112	06/01	227.846	209.070	209.070	209.070	209.070
Other respiratory preparations, over-the-counter.		325412-A112OC	05/17	109.040	109.040	109.040	109.040	109.040
Other respiratory preparations, prescription.		325412-A112RX	05/17	111.241	92.636	92.636	92.636	92.636
Pharmaceuticals acting on the digestive or the genito-urinary systems, for human use.		325412-D	06/01	194.201	194.201	194.201	194.973	194.973
Other digestive or genito-urinary preparations.		325412-D112	06/01	200.664	200.664	200.664	201.543	201.543
Other digestive or genito-urinary preparations, prescription.		325412-D112RX	05/17	101.068	101.068	101.068	101.597	101.597
Pharmaceuticals acting on the skin, for human use.		325412-G	06/01	178.670	178.670	178.670	178.670	178.670

See footnotes at end of table.

Table 11. Producer price indexes for net output of selected industries and their products, not seasonally adjusted — Continued
 [November 2023]

Title ¹	Industry code	Product code	Index base	Unadjusted index ²				
				July 2023	Aug. 2023 ^P	Sept. 2023 ^P	Oct. 2023 ^P	Nov. 2023 ^P
Pharmaceutical preparation manufacturing - Continued								
Other pharmaceutical preparations acting on the skin		325412-G311	12/09	108.949	108.949	108.949	108.949	108.949
Anti-acne preparations		325412-G611	12/09	106.130	106.130	106.130	106.130	106.130
Vitamin, nutrient, and hematinic preparations, for human use		325412-L	06/01	151.224	153.389	153.242	154.578	154.908
Multivitamins		325412-L111	06/81	217.704	217.704	217.704	217.704	217.704
Other vitamins and nutrients		325412-L112	06/01	158.025	158.025	157.792	159.901	160.324
Pharmaceuticals affecting parasitic and infective diseases, for human use		325412-Q	06/01	282.065	282.065	282.065	282.065	282.065
Broad and medium spectrum antibiotics		325412-Q111	06/81	603.966	603.966	603.966	603.966	603.966
Systemic antivirals		325412-Q112	06/01	294.106	294.106	294.106	294.106	294.106
Other parasitic and infective diseases		325412-Q113	06/01	315.118	315.118	315.118	315.118	315.118
Pharmaceuticals for veterinary use, incl medicinal premixes/pet care products		325412-W	06/81	209.500	209.500	209.500	209.500	209.500
Pharmaceuticals affecting neoplasms, the endocrine system, & metabolic diseases, for human use		325412-1	06/01	326.931	326.932	326.932	326.932	326.937
Cancer therapy products		325412-1111	06/81	961.495	961.495	961.495	961.495	961.495
Insulin/antidiabetes products		325412-1112	06/81	1,649.833	1,649.930	1,649.930	1,649.930	1,650.239
Other neoplasms, endocrine system, and metabolic diseases		325412-1113	06/81	1,107.733	1,107.733	1,107.733	1,107.733	1,107.733
Hormones and oral contraceptives		325412-1114	12/09	226.878	226.878	226.878	226.878	226.878
Pharmaceuticals acting on the central nervous system and the sense organs, for human use		325412-4	06/01	341.821	341.849	341.849	341.849	341.849
Analgesics		325412-4111	06/01	353.017	353.017	353.017	353.017	353.017
Psychotherapeutics		325412-4112	06/81	7,375.599	7,376.267	7,376.267	7,376.267	7,376.267
Antidepressants		325412-41121	12/87	1,311.062	1,311.062	1,311.062	1,311.062	1,311.062
Other psychotherapeutics, including tranquilizers		325412-41123	06/01	369.907	370.216	370.216	370.216	370.216
Other central nervous system and sense organs		325412-4113	06/01	270.365	270.399	270.399	270.399	270.399
Anticonvulsants		325412-4114	12/09	221.858	221.858	221.858	221.858	221.858
Analgesics, over-the-counter		325412-4111OC	05/17	110.851	110.851	110.851	110.851	110.851
Analgesics, prescription		325412-4111RX	05/17	133.784	133.784	133.784	133.784	133.784
Pharmaceuticals acting on the cardiovascular system, for human use		325412-7	06/81	1,720.844	1,720.844	1,720.844	1,720.844	1,720.844
Other cardiovascular preparations		325412-7113	06/01	559.819	559.819	559.819	559.819	559.819
Secondary products and miscellaneous receipts		325412-SM						
Miscellaneous receipts		325412-M	06/81	576.860	576.860	576.860	576.860	576.860
Secondary products		325412-S	06/81	318.381	318.381	318.381	318.381	318.381
In-vitro diagnostic substance manufacturing	325413		03/80	285.543	284.235	281.468	280.919	281.566
Primary products		325413-P	06/87	201.334	200.332	198.205	197.785	198.279
In-vitro diagnostic substances		325413-0	06/91	178.782	177.892	176.003	175.630	176.069
Secondary products and miscellaneous receipts		325413-SM						
Secondary products		325413-S	03/80	425.352	425.295	425.856	425.796	425.887
Other biological product manufacturing	325414		06/91	254.676	253.626	254.488	255.919	255.919
Primary products		325414-P	06/91	264.455	263.316	264.252	265.805	265.805
Biological products, excluding diagnostic, for veterinary, industrial, and all other misc. uses		325414-A	03/80	199.479	196.943	199.027	202.484	202.484
Biological products, excluding diagnostic, for human use		325414-T	06/09	153.909	153.909	153.909	153.909	153.909
Secondary products and miscellaneous receipts		325414-SM1						
Paint, coating & adhesive mfg.	3255		12/03	236.124	235.909	235.449	235.180	235.360
Paint and coating mfg.	32551		06/83	416.495	416.513	414.979	414.123	414.604
Paint and coating manufacturing	325510		06/83	415.796	415.815	414.283	413.425	413.906
Primary products		325510-P	06/83	422.616	422.721	421.120	420.008	420.511
Miscellaneous allied paint products including paint and varnish removers, thinners, etc.		325510-B	12/88	383.075	382.737	373.703	366.543	374.388
Architectural coatings		325510-1	06/83	503.413	503.553	503.619	501.681	501.681
Exterior architectural coatings		325510-11	12/12	186.177	186.180	186.248	186.259	186.259
Interior architectural coatings		325510-12	12/12	153.739	153.805	153.805	152.876	152.876
Product finishes for original equipment manufacturers (OEM), excluding marine coatings		325510-4	06/83	265.122	265.649	266.538	265.267	265.155
Transportation finishes, except powdered and high-solids coatings		325510-41	12/12	119.399	120.089	120.361	117.598	118.800
All other product finishes for original equipment manufacturers (OEM), excluding marine coating		325510-42	12/12	148.549	148.697	149.236	149.236	148.767
Special purpose coatings incl. marine, industrial, construction and maintenance coatings, etc.		325510-7	06/83	528.799	528.261	521.309	526.002	525.126
Automotive, other transportation and machinery refinish paints and enamels, including primers		325510-71	12/12	149.222	154.841	153.662	152.056	154.142
Special purpose coatings, including all marine coatings and traffic marking paints		325510-72	12/12	147.307	146.856	144.879	146.339	145.973
Secondary products and miscellaneous receipts		325510-SM						
Secondary products		325510-S	06/83	349.379	349.379	349.379	349.379	349.322
Adhesive mfg.	32552		12/03	220.764	220.154	220.470	220.610	220.610
Adhesive manufacturing	325520		12/83	359.056	358.065	358.578	358.806	358.807
Primary products		325520-P	12/83	362.141	361.073	361.607	361.840	361.842
Nonstructural caulking compounds and sealants		325520-A	12/06	221.512	221.512	221.512	221.512	221.512

See footnotes at end of table.

Table 11. Producer price indexes for net output of selected industries and their products, not seasonally adjusted — Continued
 [November 2023]

Title ¹	Industry code	Product code	Index base	Unadjusted index ²				
				July 2023	Aug. 2023 ^P	Sept. 2023 ^P	Oct. 2023 ^P	Nov. 2023 ^P
Adhesive manufacturing - Continued								
Structural sealants (load bearing).....		325520-B	12/06	132.807	132.807	132.807	132.807	132.807
Synthetic resin & rubber adhesives, incl all types of bonding & laminating adhesives.....		325520-4	12/83	373.142	371.294	372.217	371.802	371.807
Epoxy adhesives.....		325520-41	06/06	205.507	205.507	205.807	205.807	206.371
Other synthetic resin and rubber adhesives.....		325520-46	06/97	243.367	241.070	242.550	241.865	241.816
Secondary products and miscellaneous receipts.....		325520-SM						
Secondary products.....		325520-S	12/83	313.146	312.548	312.418	312.645	312.546
Soap, cleaners, and toilet preparation mfg.....	3256		12/84	213.425	213.430	213.109	213.667	213.559
Soap & cleaning compound mfg.....	32561		12/03	181.720	181.751	181.388	181.751	181.547
Soap and other detergent manufacturing.....	325611		06/83	225.706	225.790	225.527	225.582	225.243
Primary products.....		325611-P	06/83	228.499	228.591	228.296	228.331	228.004
Soaps and detergents, commercial, industrial, and institutional.....		325611-1	06/83	338.419	338.425	337.661	337.661	337.968
Commercial, industrial, and institutional hard surface cleaners.....		325611-11	06/07	144.004	144.004	144.004	144.004	144.004
Commercial, industrial, and institutional laundry detergents.....		325611-12	06/07	180.598	180.598	180.598	180.598	180.598
Commercial, industrial, and institutional dishwashing detergents.....		325611-13	12/11	168.509	168.509	168.509	168.509	168.509
Commercial, industrial, and institutional metal cleaners.....		325611-14	12/11	149.354	149.354	149.354	149.354	149.354
Dairy, farm, and food plant cleaners, sanitizers, etc.....		325611-16	06/07	158.497	158.497	158.497	—	—
Commercial, industrial, and institutional soaps, excluding specialty cleaners.....		325611-17	06/07	162.528	162.539	161.147	161.147	161.126
Household detergents.....		325611-4	06/83	185.683	186.164	186.290	186.476	186.685
Household alkaline detergents and cleaners.....		325611-45	05/18	140.632	141.007	141.105	141.250	141.413
Household dry and liquid laundry detergents.....		325611-46	05/18	118.126	118.126	118.126	118.126	118.126
Soaps, excluding specialty cleaners, household.....		325611-7	06/83	222.238	222.238	221.999	221.999	220.159
Secondary products and miscellaneous receipts.....		325611-SM						
Miscellaneous receipts.....		325611-M	06/83	234.914	234.914	234.914	235.001	235.030
Secondary products.....		325611-S	06/83	205.405	205.431	205.428	205.693	205.130
Polish and other sanitation good mfg.....	325612		06/83	248.243	248.138	248.138	248.338	248.001
Primary products.....		325612-P	06/83	257.741	257.763	257.763	257.992	257.607
Polishing preparations and related products.....		325612-7	06/83	302.029	302.222	302.222	304.206	300.869
Specialty cleaning and sanitation products.....		325612-8	05/17	119.319	119.319	119.319	119.319	119.319
Disinfectants, nonagricultural, industrial and institutional.....		325612-81	05/17	141.844	141.844	141.844	141.844	141.844
Air and room fresheners.....		325612-83	06/83	188.370	188.370	188.370	188.370	188.370
Laundry fabric softeners and rinses, liquid and dry.....		325612-88	05/17	114.188	114.188	114.188	114.188	114.188
Other specialty cleaning and sanitation products.....		325612-89	06/89	189.488	189.488	189.488	189.488	189.488
Secondary products and miscellaneous receipts.....		325612-SM						
Miscellaneous receipts.....		325612-M	06/83	179.696	179.696	179.696	179.696	179.696
Surface active agent manufacturing.....	325613		12/83	336.615	336.650	334.519	337.398	337.468
Primary products.....		325613-P	12/83	368.732	368.732	366.280	369.859	369.859
Surfactants, finishing agents, and assistants.....		325613-0	12/83	368.732	368.732	366.280	369.859	369.859
Surfactants (bulk surface active agents).....		325613-02	12/83	428.366	428.366	424.479	430.152	430.152
Secondary products and miscellaneous receipts.....		325613-SM						
Toilet preparation mfg.....	32562		12/03	133.289	133.276	133.133	133.555	133.559
Toilet preparation manufacturing.....	325620		03/80	242.406	242.383	242.123	242.889	242.897
Primary products.....		325620-P	03/80	243.122	243.099	242.825	243.520	243.520
Denture cleaners, mouthwashes, gargles, and rinses.....		325620-A	12/03	146.645	146.471	146.471	150.961	—
Creams, lotions, and oils, excluding shaving, hair, and deodorant.....		325620-D	03/80	236.754	236.754	236.754	236.754	236.754
Other cosmetics and toilet preparations.....		325620-G	06/99	126.041	126.041	125.713	125.808	125.808
Shaving preparations.....		325620-1	03/80	250.038	250.038	250.038	250.060	250.060
Perfumes, toilet waters, and colognes.....		325620-4	03/80	243.462	243.462	243.462	243.462	243.462
Hair preparations (including shampoos).....		325620-7	03/80	273.220	273.220	273.220	273.220	273.220
Hair preparations incl professional, consumer, and cream/gel shampoos.....		325620-71	06/07	153.697	153.697	153.697	153.697	153.697
Hair tonics and hair dressings incl professional and consumer use.....		325620-72	06/07	126.653	126.653	126.653	126.653	126.653
Secondary products and miscellaneous receipts.....		325620-SM						
Secondary products.....		325620-S	03/80	375.862	375.848	375.834	380.351	380.692
Other chemical product & preparation mfg.....	3259		12/03	174.598	175.948	175.266	175.170	173.104
Printing ink mfg.....	32591		12/03	194.841	193.076	192.832	192.840	192.421
Printing ink manufacturing.....	325910		06/84	261.199	258.831	258.503	258.514	257.952
Primary products.....		325910-P	06/84	265.786	263.331	262.987	263.010	262.422
Flexographic printing inks.....		325910-A	06/84	307.944	296.927	296.927	296.357	296.357
Nonimpact/digital inks.....		325910-E	06/05	228.348	227.051	227.156	228.369	226.792
All other printing inks.....		325910-H	06/84	235.945	238.044	241.892	241.243	240.037
Lithographic and offset inks.....		325910-6	06/84	251.812	253.129	252.441	252.016	252.016
News and nonheat web offset printing inks.....		325910-61	12/89	347.624	348.396	338.357	338.357	338.357
Publication and commercial web inks.....		325910-62	12/97	167.069	167.921	167.921	167.921	167.921
Sheet-fed general inks.....		325910-63	12/97	162.684	162.219	162.219	161.442	161.442

See footnotes at end of table.

Table 11. Producer price indexes for net output of selected industries and their products, not seasonally adjusted — Continued
 [November 2023]

Title ¹	Industry code	Product code	Index base	Unadjusted index ²				
				July 2023	Aug. 2023 ^P	Sept. 2023 ^P	Oct. 2023 ^P	Nov. 2023 ^P
Printing ink manufacturing - Continued								
Sheet-fed packaging inks.....		325910-64	06/05	148.548	150.499	150.109	149.456	149.456
Gravure printing inks.....		325910-7	06/84	172.966	172.966	172.966	172.966	172.966
Secondary products and miscellaneous receipts.....		325910-SM						
Miscellaneous receipts.....		325910-M	06/84	189.805	189.805	189.805	189.805	189.805
Explosives mfg.....	32592		12/06	155.036	154.206	154.277	154.308	154.732
Explosives manufacturing.....	325920		12/80	393.760	391.652	391.832	391.910	392.987
Primary products.....		325920-P	12/80	352.635	350.516	351.137	351.191	352.214
Explosives and blasting accessories.....		325920-0	12/80	354.925	352.792	353.417	353.471	354.501
Secondary products and miscellaneous receipts.....		325920-SM						
All other chemical product & preparation mfg.....	32599		12/03	171.860	173.676	172.901	172.787	170.390
Custom compounding of purchased resins.....	325991		06/93	200.684	203.586	203.006	201.708	201.441
Primary products.....		325991-P	06/93	209.445	212.643	212.004	210.648	210.369
Custom compounding of purchased resins and color concentrates.....		325991-0	06/93	208.397	211.579	210.943	209.594	209.316
Secondary products and miscellaneous receipts.....		325991-SM						
Photographic Film, Paper, Plate, Chemical, and Copy Toner Manufacturing.....	325992		12/03	155.663	157.723	161.873	163.351	150.768
Primary products.....		325992-P	12/03	168.089	169.998	175.031	176.637	161.799
Photographic sensitized film, plates, paper, & cloth.....		325992-T	06/07	181.393	184.406	193.385	195.880	173.245
Photographic sensitized film, plates, paper, & cloth, silver-halide-type (excl X-ray).....		325992-T1	01/00	172.725	176.067	186.358	189.183	163.556
Photographic sensitized film, plates, paper & cloth, other than silver-halide-type (incl X-ray).....		325992-T3	12/03	167.017	167.375	166.732	166.732	166.732
Prepared photographic chemicals.....		325992-5	12/83	80.704	80.595	79.196	79.148	79.148
Secondary products and miscellaneous receipts.....		325992-SM						
Other miscellaneous chemical product manufacturing.....	325998		06/85	259.528	261.565	257.959	257.847	257.275
Primary products.....		325998-P	06/85	253.510	255.718	251.851	251.720	251.107
Water treating compounds.....		325998-A	06/85	215.289	221.603	212.238	212.141	207.396
All other chemical preparations, including essential oils, matches, and gelatin.....		325998-J	06/85	276.768	278.020	277.321	277.104	278.018
Secondary products and miscellaneous receipts.....		325998-SM						
Miscellaneous receipts.....		325998-M	12/03	165.307	165.307	165.307	165.307	165.307
Secondary products.....		325998-S	06/85	349.950	348.472	348.818	349.382	349.457
Plastics and rubber products mfg.....	326		12/84	250.755	250.301	250.068	249.895	249.941
Plastics product mfg.....	3261		06/93	222.577	222.124	221.876	221.709	221.727
Unsupported plastics film, sheet, and bag mfg.....	32611		12/03	197.114	196.545	195.171	195.402	195.232
Plastics bag and pouch manufacturing.....	326111		12/03	211.801	211.409	211.443	211.732	211.360
Primary products.....		326111-P	12/03	214.963	214.549	214.511	214.721	214.411
Single-web film specialty bags, pouches, and liners.....		326111-1	12/83	328.574	328.025	327.888	328.185	327.702
Polyethylene grocery and variety bags and pouches.....		326111-11	06/07	162.914	163.119	163.347	163.673	163.673
Polyethylene refuse bags.....		326111-12	06/07	149.006	148.490	148.075	147.155	147.778
Other polyethylene bags, pouches, and liners.....		326111-15	06/07	183.147	182.519	182.462	183.481	182.177
Coextruded single-web film specialty bags, pouches, & liners.....		326111-16	06/13	136.130	135.967	135.967	135.967	135.967
Multweb film/film combination specialty bags, pouches, and liners.....		326111-3	12/03	205.414	202.209	204.869	205.858	205.858
Secondary products and miscellaneous receipts.....		326111-SM						
Secondary products.....		326111-S	12/03	225.191	225.073	227.218	229.859	227.550
Plastics packaging film and sheet mfg.....	326112		12/03	173.273	172.696	173.997	174.593	174.048
Primary products.....		326112-P	12/03	175.662	174.964	176.238	176.868	176.512
Single-web film, rolls, and sheets, including coextruded, for flexible packaging uses.....		326112-1	12/87	269.620	269.470	271.835	274.259	274.065
Single-web film, rolls, and sheets for flexible packaging uses.....		326112-11	06/07	176.593	176.751	177.943	178.834	179.110
Coextruded single-web film, for flexible packaging uses.....		326112-12	06/07	153.146	152.093	154.784	158.785	157.153
Film/film multiweb laminated rolls and sheets, excluding foil, for flexible packaging uses.....		326112-3	12/87	194.526	190.716	190.776	186.668	185.117
Secondary products and miscellaneous receipts.....		326112-SM						
Secondary products.....		326112-S	12/03	169.123	170.278	172.305	172.514	169.045
Nonpackaging plastics film and sheet mfg.....	326113		06/93	231.880	231.126	225.437	225.224	225.641
Primary products.....		326113-P	12/82	287.316	286.472	279.092	278.880	279.375
Unlaminated plastics film and sheet, excluding packaging.....		326113-0	12/82	287.316	286.472	279.092	278.880	279.375
Unlaminated polyethylene film and sheet.....		326113-01	06/93	281.990	280.967	273.299	273.801	273.801
Unlaminated vinyl and vinyl copolymer film and sheet.....		326113-03	06/93	256.970	256.970	255.138	255.138	255.138
Miscellaneous unlaminated plastics film and sheet.....		326113-04	06/93	218.256	217.681	211.473	209.933	209.933
Secondary products and miscellaneous receipts.....		326113-SM						
Secondary products.....		326113-S	06/93	171.434	169.626	169.984	169.096	169.711
Plastics pipe/fitting/unsupported shapes mfg.....	32612		12/03	277.491	274.821	274.612	273.653	271.353
Unlaminated plastics profile shape mfg.....	326121		06/93	174.964	172.432	173.392	175.684	176.609
Primary products.....		326121-P	12/82	226.045	222.530	223.945	227.327	228.692

See footnotes at end of table.

Table 11. Producer price indexes for net output of selected industries and their products, not seasonally adjusted — Continued
 [November 2023]

Title ¹	Industry code	Product code	Index base	Unadjusted index ²				
				July 2023	Aug. 2023 ^P	Sept. 2023 ^P	Oct. 2023 ^P	Nov. 2023 ^P
Unlaminated plastics profile shape mfg. - Continued								
Unlaminated plastics profile shapes.....		326121-0	12/82	226.045	222.530	223.945	227.327	228.692
Secondary products and miscellaneous receipts.....		326121-SM						
Plastics pipe and pipe fitting manufacturing.....	326122		06/93	477.769	474.257	472.498	467.128	460.120
Primary products.....		326122-P	12/82	462.106	458.666	456.931	451.622	444.813
Plastics pipe.....		326122-1	12/82	454.226	449.174	447.532	441.633	434.032
Plastics drain, waste, and vent pipe.....		326122-11	06/87	245.755	244.607	244.941	224.438	217.546
Plastics water pipe.....		326122-13	06/87	416.860	408.431	406.852	415.496	406.374
Plastics sewer, stormdrain, and water main pipe.....		326122-18	12/17	209.233	206.367	203.747	205.343	204.128
Other plastics pipe.....		326122-1B	07/87	477.655	477.655	477.655	477.655	477.655
Plastics pipe fittings and unions.....		326122-3	12/03	423.283	427.959	426.072	424.400	422.423
Secondary products and miscellaneous receipts.....		326122-SM						
Miscellaneous receipts.....		326122-M	12/99	218.433	222.606	232.567	231.208	220.530
Secondary products.....		326122-S1	12/17	149.662	149.391	148.557	151.082	151.089
Laminated plastics plate, sheet, and shape mfg.....	32613		12/03	171.588	171.828	171.828	171.828	171.819
Laminated plastics plate, sheet (except packaging), and shape manufacturing.....	326130		06/93	213.430	213.729	213.729	213.729	213.717
Primary products.....		326130-P	12/82	279.221	279.624	279.624	279.624	279.624
Laminated plastics plates, sheet (except packaging), and shapes.....		326130-0	12/82	279.221	279.624	279.624	279.624	279.624
Secondary products and miscellaneous receipts.....		326130-SM						
Secondary products.....		326130-S	06/93	195.280	195.334	195.334	—	—
Polystyrene foam product mfg.....	32614		12/03	318.009	317.370	316.194	317.135	317.358
Polystyrene foam product manufacturing.....	326140		12/03	318.159	317.521	316.346	317.286	317.508
Primary products.....		326140-P	12/03	308.061	307.271	305.784	306.972	307.253
Packaging, polystyrene foam products.....		326140-2	12/03	369.759	368.070	366.612	367.260	367.490
Polystyrene foam food containers.....		326140-21	06/06	321.057	319.868	319.868	320.731	322.997
Polystyrene foam protective shipping pads, shaped cushioning, etc.....		326140-22	06/06	310.062	308.145	304.634	304.634	301.092
Building and construction polystyrene foam products.....		326140-3	12/03	225.490	224.555	224.555	224.555	224.278
Consumer and institutional polystyrene foam products.....		326140-5	12/82	402.693	402.561	398.665	402.378	403.427
All other polystyrene foam products incl. transportation application uses.....		326140-9	06/06	193.824	193.824	193.824	193.824	193.824
Secondary products and miscellaneous receipts.....		326140-SM						
Foam product (ex polystyrene) mfg.....	32615		12/03	194.162	193.282	192.999	192.988	192.398
Urethane and other foam product mfg.....	326150		12/03	194.140	193.261	192.977	192.967	192.376
Primary products.....		326150-P	12/03	188.543	187.652	187.361	187.361	186.740
Packaging polyurethane foam products.....		326150-2	12/03	295.101	295.101	295.101	295.101	295.101
Furniture and furnishings polyurethane foam products.....		326150-4	12/82	288.058	284.801	283.740	283.740	281.541
Polyurethane foam formed and slab stock for pillows, seating, and cushioning.....		326150-41	12/05	159.893	159.117	156.760	156.760	155.545
Consumer and institutional polyurethane foam products.....		326150-5	12/03	—	—	—	—	238.757
All other miscellaneous polyurethane foam products.....		326150-6	12/03	120.944	120.944	120.944	120.944	120.618
Products made of foam other than polystyrene or polyurethane.....		326150-9	12/99	164.214	164.214	164.214	164.214	164.214
Secondary products and miscellaneous receipts.....		326150-SM						
Secondary products.....		326150-S	12/03	260.895	261.152	261.342	260.944	261.967
Plastics bottle mfg.....	32616		12/03	148.811	148.230	148.075	148.088	148.619
Plastics bottle manufacturing.....	326160		06/93	167.728	167.072	166.898	166.912	167.511
Primary products.....		326160-P	12/82	187.122	186.446	186.248	186.203	186.810
Plastics bottles.....		326160-0	06/87	178.307	177.663	177.474	177.432	178.010
Secondary products and miscellaneous receipts.....		326160-SM						
Other plastics product mfg.....	32619		12/03	181.923	181.960	182.142	181.862	182.238
Plastics plumbing fixture manufacturing.....	326191		06/93	205.058	206.378	206.378	206.440	204.879
Primary products.....		326191-P	06/93	206.796	208.169	208.169	208.233	206.652
Plastics plumbing fixtures.....		326191-0	06/93	206.796	208.169	208.169	208.233	206.652
Secondary products and miscellaneous receipts.....		326191-SM						
Miscellaneous receipts.....		326191-M	12/04	102.539	102.539	102.539	102.539	—
All other plastics product manufacturing.....	326199		06/93	201.015	200.997	201.208	200.881	201.388
Primary products.....		326199-P	06/87	237.161	237.204	237.485	236.990	237.626
All other reinforced and fiberglass plastics products.....		326199-A	06/93	268.551	268.551	268.748	268.748	268.748
Consumer/institutional/commercial fabricated plastics products (excl. foam and wire coated).....		326199-C	06/93	216.281	216.550	216.200	216.189	216.189
Transportation fabricated plastics products (excluding foam and reinforced plastics).....		326199-1	06/93	137.422	137.422	136.972	136.570	135.335
Electrical and electronic fabricated plastics (excluding foam and reinforced plastics).....		326199-2	12/82	146.930	144.874	146.184	145.228	146.250
Industrial machinery plastics products, excluding foam (incl. gears, bearings, etc.).....		326199-3	06/93	203.381	203.381	203.381	203.381	204.802
Plastics packaging (excluding film, sheet, foam, and bottles).....		326199-4	06/93	201.858	201.655	202.149	200.863	201.838
Building & construction fabricated plastics products (excl foam, plumbing fixtures, hardware).....		326199-8	12/03	182.298	182.691	184.077	184.077	187.067

See footnotes at end of table.

Table 11. Producer price indexes for net output of selected industries and their products, not seasonally adjusted — Continued
[November 2023]

Title ¹	Industry code	Product code	Index base	Unadjusted index ²				
				July 2023	Aug. 2023 ^P	Sept. 2023 ^P	Oct. 2023 ^P	Nov. 2023 ^P
All other plastics product manufacturing - Continued								
Secondary products and miscellaneous receipts.....		326199-SM						
Miscellaneous receipts.....		326199-M	12/99	184.311	183.948	183.948	183.948	183.948
Secondary products.....		326199-S	06/93	179.847	179.316	179.276	180.190	180.623
Rubber product mfg.....	3262		12/03	194.323	194.174	194.154	194.082	194.205
Tire mfg.....	32621		06/81	218.334	218.317	218.140	218.140	218.044
Tire manufacturing, except retreading.....	326211		06/81	218.344	218.328	218.151	218.151	218.055
Primary products.....		326211-P	06/81	202.025	202.010	201.843	201.843	201.753
Tread rubber, tire sundries, and repair materials.....		326211-H	06/81	304.723	304.723	304.428	304.428	-
Pneumatic tires (including passenger, truck, bus, tractor, industrial, and other tires).....		326211-0	12/11	121.705	121.696	121.592	121.592	121.533
Passenger car pneumatic tires (casings).....		326211-01	06/81	184.885	184.865	184.865	184.865	184.865
Truck and bus (including off-the-highway) pneumatic tires.....		326211-03	06/81	189.422	189.422	189.422	189.422	189.176
Secondary products and miscellaneous receipts.....		326211-SM						
Rubber and plastics hose and belting.....	32622		12/03	205.077	205.147	205.258	204.654	204.560
Rubber and plastics hose and belting mfg.....	326220		12/81	327.892	328.004	328.181	327.216	327.066
Primary products.....		326220-P	12/81	329.689	329.827	330.010	329.008	328.852
Rubber and plastics belt and belting mfg.....		326220-D	12/11	146.263	146.305	146.305	145.871	145.742
Rubber and plastics transmission belts and belting (excluding flat).....		326220-D2	12/81	235.262	235.438	235.438	235.437	234.893
Rubber and plastic hose mfg.....		326220-H	12/11	131.127	131.202	131.359	130.949	130.949
Rubber and plastics hose for on- and off-highway motor vehicles.....		326220-H3	12/04	153.984	155.390	155.390	155.390	155.390
Industrial rubber and plastics hose without fittings.....		326220-H4	12/04	161.522	161.522	161.522	161.522	161.522
Rubber and plastics water hose (incl. fire, irrigation, etc.).....		326220-H5	12/04	229.944	227.273	229.009	224.455	224.455
Secondary products and miscellaneous receipts.....		326220-SM						
Other rubber product mfg.....	32629		12/88	217.041	216.608	216.738	216.723	217.237
Rubber product mfg. for mechanical use.....	326291		12/88	174.030	174.011	174.006	174.009	175.116
Primary products.....		326291-P	12/88	164.752	164.765	164.765	164.765	165.884
Other extruded rubber mechanical goods (excl. auto)(excl. tubing).....		326291-C	12/03	150.303	150.303	150.303	150.303	150.303
Molded rubber mechanical goods, automotive.....		326291-1	06/83	120.837	120.837	120.837	120.837	120.924
Molded rubber mechanical goods, transportation (excluding automotive)/off-highway machinery.....		326291-2	12/03	155.704	155.528	155.528	155.528	155.528
Other molded rubber mechanical goods (excluding tubing).....		326291-9	12/03	190.896	191.186	191.186	191.186	195.614
Secondary products and miscellaneous receipts.....		326291-SM						
Secondary products.....		326291-S	06/83	288.056	286.993	286.841	286.921	286.921
All other rubber product manufacturing.....	326299		06/83	282.462	281.540	281.832	281.768	281.665
Primary products.....		326299-P	06/83	284.951	284.210	284.537	283.611	283.519
All other miscellaneous rubber goods.....		326299-B	06/83	243.087	242.755	242.755	242.755	243.020
Rubber compounds or mixtures for sale or interplant transfer.....		326299-6	06/83	312.385	310.053	311.282	309.273	307.458
All other industrial rubber products.....		326299-7	06/83	321.683	322.293	322.293	320.895	322.216
Secondary products and miscellaneous receipts.....		326299-SM						
Secondary products.....		326299-S	06/83	-	-	-	252.728	252.551
Nonmetallic mineral product manufacturing.....	327		12/84	287.043	287.705	289.128	289.270	289.552
Clay product and refractory manufacturing.....	3271		12/03	177.502	177.762	178.242	177.979	178.237
Pottery, ceramics, and plumbing fixture mfg.....	32711		12/84	274.610	274.558	274.550	273.980	274.150
Pottery, ceramics, and plumbing fixture mfg.....	327110		12/11	150.917	150.888	150.884	150.571	150.665
Primary products.....		327110-P	12/11	146.189	146.156	146.111	145.785	145.882
Vitreous china, porcelain, and earthenware (semivitreous) table and kitchenware.....		327110-5	12/06	140.697	140.697	140.697	140.697	140.697
All other pottery products (including china decorated for the trade).....		327110-6	12/06	168.745	168.745	168.745	168.745	168.745
Porcelain, steatite, and other ceramic electrical products.....		327110-7	12/85	325.181	325.022	324.803	323.225	323.696
Secondary products and miscellaneous receipts.....		327110-SM						
Clay building material and refractories mfg.....	32712		12/03	178.079	178.450	179.118	178.893	179.210
Clay building material and refractories mfg.....	327120		12/11	140.428	140.727	141.254	141.077	141.326
Primary products.....		327120-P	12/11	141.020	140.995	141.535	141.354	141.609
Brick and structural clay tile.....		327120-1	12/84	253.542	253.665	253.684	254.075	254.075
Building or common brick.....		327120-11	12/84	250.878	251.002	251.002	251.393	251.393
Glazed brick and other brick (paving, floor, and sewer).....		327120-12	12/04	195.664	195.664	196.876	196.876	196.876
Clay floor and wall tile, glazed and unglazed (including quarry tile and ceramic mosaic tile).....		327120-2	06/85	119.947	119.947	121.002	121.002	122.332
Nonclay refractories (excluding dead-burned magnesia).....		327120-6	12/04	203.377	202.976	205.765	203.464	202.711
Clay refractories.....		327120-7	12/04	218.379	218.379	218.379	218.379	218.379
All other structural clay products, excluding clay refractories.....		327120-9	12/85	300.909	300.909	300.909	300.909	301.476
Secondary products and miscellaneous receipts.....		327120-SM						
Miscellaneous receipts.....		327120-M	12/11	140.513	140.513	140.513	140.513	140.513
Glass and glass product manufacturing.....	3272		12/03	166.987	165.928	166.846	166.724	166.651

See footnotes at end of table.

Table 11. Producer price indexes for net output of selected industries and their products, not seasonally adjusted — Continued
 [November 2023]

Title ¹	Industry code	Product code	Index base	Unadjusted index ²				
				July 2023	Aug. 2023 ^P	Sept. 2023 ^P	Oct. 2023 ^P	Nov. 2023 ^P
Glass and glass product manufacturing.....	32721		12/03	166.987	165.928	166.846	166.724	166.651
Flat glass manufacturing.....	327211		12/80	148.354	147.836	146.397	146.634	146.545
Primary products.....		327211-P	12/80	142.194	141.693	140.301	140.529	140.444
Flat glass (float, sheet, and plate process), made by flat glass producers.....		327211-1	12/80	145.130	144.337	142.134	142.496	—
Other glass products, made by flat glass producers.....		327211-4	12/06	170.875	170.875	170.875	170.875	170.875
Secondary products and miscellaneous receipts.....		327211-SM						
Other pressed and blown glass and glassware.....	327212		06/83	202.547	202.391	202.424	202.302	202.468
Primary products.....		327212-P	06/83	200.774	200.619	200.637	200.529	200.698
Glass fiber and machine-made pressed and blown glass and glassware, made by glass producers.....		327212-B	06/12	151.945	151.826	151.839	151.756	151.887
Handmade pressed and blown glass and glassware, made by glass producers....		327212-9	12/04	145.489	145.489	145.489	145.489	145.489
Secondary and miscellaneous receipts.....		327212-SM						
Glass container manufacturing.....	327213		06/82	278.875	280.052	274.106	274.200	272.193
Primary products.....		327213-P	06/82	279.992	281.175	275.198	275.293	273.275
Glass containers (including value of packaging).....		327213-0	12/03	201.399	202.250	197.950	198.019	196.567
Secondary products and miscellaneous receipts.....		327213-SM1						
Glass product mfg. made of purchased glass.....	327215		06/83	210.139	207.355	212.237	211.817	212.238
Primary products.....		327215-P	06/83	203.935	201.223	205.990	205.574	205.985
Pressed and blown glassware, made from purchased glass.....		327215-E	12/22	104.448	104.262	104.967	104.288	104.263
Other glass products, made from purchased glass.....		327215-F	06/83	198.712	196.552	198.508	198.921	199.114
Mirrors (decorated and undecorated), made from purchased glass.....		327215-9	06/83	200.750	195.074	210.711	208.130	209.497
Secondary products and miscellaneous receipts.....		327215-SM						
Secondary products.....		327215-S	06/83	249.192	249.192	249.242	249.243	249.235
Cement and concrete product manufacturing.....	3273		12/03	235.053	236.732	238.687	239.105	239.551
Cement manufacturing.....	32731		06/82	331.461	332.268	334.338	332.759	332.759
Cement manufacturing.....	327310		06/82	331.468	332.276	334.345	332.766	332.766
Primary products.....		327310-P	06/82	327.027	327.828	329.875	328.314	328.314
Cement, hydraulic (including cost of shipping containers).....		327310-0	06/89	323.290	324.082	326.106	324.562	324.562
Secondary products and miscellaneous receipts.....		327310-SM						
Ready-mix concrete manufacturing.....	32732		12/03	238.798	241.511	244.001	244.425	244.882
Ready-mix concrete manufacturing.....	327320		06/81	370.250	374.456	378.317	378.975	379.683
Primary products.....		327320-P	06/81	366.303	370.594	374.533	375.205	375.927
Northeast region ready-mix concrete.....		327320-A	12/12	164.042	168.242	168.788	168.788	167.759
Midwest region ready-mix concrete.....		327320-B	12/12	164.725	170.221	172.096	170.574	169.489
South region ready-mix concrete.....		327320-C	12/12	163.847	164.771	167.771	168.875	169.765
West region ready-mix concrete.....		327320-D	12/12	176.020	175.580	175.759	176.494	177.720
Secondary products and miscellaneous receipts.....		327320-SM						
Miscellaneous receipts.....		327320-M	06/81	404.604	404.604	404.604	404.604	404.604
Secondary products.....		327320-S	06/81	411.501	411.501	411.501	411.501	411.501
Concrete pipe, brick, and block manufacturing.....	32733		12/03	214.337	213.996	215.416	217.123	217.129
Concrete block and brick manufacturing.....	327331		06/81	350.762	352.436	351.318	355.413	355.418
Primary products.....		327331-P	06/81	363.009	364.801	363.596	367.982	367.982
Concrete block and brick.....		327331-0	12/06	172.141	172.991	172.420	174.499	174.499
Structural concrete block, lightweight units (weighing less than 105 lb/cubic ft.) (dry weight).....		327331-01	06/81	331.116	332.990	332.990	334.191	334.191
Structural concrete block, mediumweight units (weighing 105 - 124 lb/cubic ft.) (dry weight).....		327331-02	06/81	432.080	432.080	433.328	442.390	442.390
Structural concrete block, normalweight units (weighing 125 lb or more/cubic ft.) (dry weight).....		327331-03	06/81	400.994	405.388	393.766	411.898	411.898
Decorative concrete block (including screen, split, slump, shadowal block, etc.).....		327331-04	06/81	318.913	323.409	323.409	327.961	327.961
Concrete pavers (including grid, interlocking, etc.).....		327331-05	06/81	360.667	360.667	360.667	362.763	362.763
Concrete brick.....		327331-06	06/81	336.455	336.455	336.455	336.455	336.455
Secondary products and miscellaneous receipts.....		327331-SM						
Miscellaneous receipts.....		327331-M	06/81	304.821	304.821	304.821	304.821	304.821
Secondary products.....		327331-S	06/81	318.022	318.022	318.294	318.279	318.464
Concrete pipe manufacturing.....	327332		12/03	227.348	223.110	230.564	230.168	230.190
Primary products.....		327332-P	12/03	226.015	221.752	228.432	229.611	229.826
Concrete pipe.....		327332-0	12/03	226.015	221.752	228.432	229.611	229.826
Concrete storm sewer pipe.....		327332-02	12/99	286.663	284.870	306.081	309.045	309.382
Concrete pipe, except concrete culvert and storm sewer pipe.....		327332-03	06/94	271.812	271.812	271.812	271.812	271.812
Secondary products and miscellaneous receipts.....		327332-SM1						
Other concrete product manufacturing.....	32739		12/03	243.084	243.824	245.026	245.155	245.945
Other concrete product manufacturing.....	327390		12/03	243.109	243.850	245.051	245.180	245.971
Primary products.....		327390-P	12/03	240.327	241.014	242.254	242.388	243.161

See footnotes at end of table.

Table 11. Producer price indexes for net output of selected industries and their products, not seasonally adjusted — Continued
[November 2023]

Title ¹	Industry code	Product code	Index base	Unadjusted index ²				
				July 2023	Aug. 2023 ^P	Sept. 2023 ^P	Oct. 2023 ^P	Nov. 2023 ^P
Other concrete product manufacturing - Continued								
Precast concrete products.....		327390-1	12/79	434.848	435.961	438.634	438.827	439.043
Precast concrete slabs and tile, roof and floor units.....		327390-11	07/85	394.101	394.101	394.101	394.101	394.101
Precast concrete architectural wall panels.....		327390-12	11/84	357.706	358.483	366.633	366.633	365.415
Burial vaults and boxes, precast concrete.....		327390-13	12/79	473.472	473.472	473.472	477.165	477.165
Precast concrete products (excl burial vaults and boxes, slabs and tile, and arch. wall panels).....		327390-14	12/79	409.879	411.146	412.889	412.889	413.417
Prestressed concrete products.....		327390-4	12/79	418.681	420.532	420.532	421.015	428.318
Prestressed concrete products (excl bridge beams and solid and hollow cored slabs and panels).....		327390-43	06/94	217.906	221.255	221.255	221.255	232.023
Prestressed concrete bridge beams.....		327390-46	01/17	209.928	209.048	209.048	209.684	206.683
Prestressed concrete solid and hollow cored slabs and panels.....		327390-47	01/17	167.439	166.256	166.256	166.256	166.256
Secondary products and miscellaneous receipts.....		327390-SM						
Secondary products.....		327390-S	12/79	540.330	540.330	540.718	540.718	540.718
Lime and gypsum product manufacturing.....	3274		12/03	250.425	250.415	249.657	249.759	249.869
Lime manufacturing.....	32741		12/03	319.906	321.282	321.397	321.904	322.341
Lime manufacturing.....	327410		12/85	411.313	413.084	413.232	413.883	414.445
Primary products.....		327410-P	12/85	428.085	430.179	430.112	430.869	431.479
Lime.....		327410-0	12/04	311.754	313.279	313.230	313.781	314.225
Secondary products and miscellaneous receipts.....		327410-SM1						
Gypsum product manufacturing.....	32742		12/03	236.569	236.075	234.980	234.945	234.945
Gypsum product manufacturing.....	327420		06/81	386.519	385.711	383.922	383.865	383.865
Primary products.....		327420-P	06/81	415.008	414.139	412.215	412.154	412.154
Gypsum building materials.....		327420-1	12/93	347.717	346.847	344.920	344.858	344.858
Other gypsum products.....		327420-5	01/00	243.423	243.423	243.423	243.423	243.423
Secondary products and miscellaneous receipts.....		327420-SM						
Other nonmetallic mineral products.....	3279		12/84	262.016	262.125	262.122	261.896	261.940
Abrasive product manufacturing.....	32791		12/03	174.986	175.169	176.368	175.565	175.938
Abrasive product manufacturing.....	327910		12/80	292.045	292.350	294.346	293.008	293.687
Primary products.....		327910-P	12/80	308.407	308.735	310.878	309.442	309.905
Nonmetallic sized grains, powders, and flour abrasives (incl. graded only).....		327910-1	06/87	245.397	246.453	253.684	253.684	253.684
Nonmetallic abrasive products (including diamond abrasives).....		327910-4	12/80	296.949	297.146	297.852	297.852	298.100
Nonmetallic coated abrasive products and buffing wheels, polishing wheels, and laps.....		327910-7	12/80	368.847	368.847	368.966	368.966	370.042
Secondary products and miscellaneous receipts.....		327910-SM						
Miscellaneous receipts.....		327910-M	12/80	366.174	366.174	366.174	366.174	366.174
All other nonmetallic mineral product mfg.....	32799		12/03	202.621	202.680	202.384	202.369	202.318
Cut stone and stone product manufacturing.....	327991		12/84	245.448	245.448	244.148	245.175	245.175
Primary products.....		327991-P	12/84	239.186	239.186	238.008	239.031	239.031
Dressed dimension granite (including gneiss, syenite, diorite, and cut granite).....		327991-1	12/84	232.264	232.264	230.251	231.999	231.999
Dressed dimension marble and other stone.....		327991-7	12/84	243.923	243.923	243.923	243.923	243.923
Secondary products and miscellaneous receipts.....		327991-SM						
Secondary products.....		327991-S	12/84	227.453	227.453	222.208	222.208	222.208
Ground or treated mineral and earth manufacturing.....	327992		06/85	311.417	314.667	315.824	315.512	315.516
Primary products.....		327992-P	06/85	305.104	308.359	309.409	309.194	309.194
Ground or treated minerals and earths.....		327992-0	06/85	305.104	308.359	309.409	309.194	309.194
Treated lightweight aggregate and crushed slag, minerals and earths.....		327992-04	12/14	154.724	155.165	156.459	156.459	156.459
Other minerals or earths, treated.....		327992-06	12/14	88.735	90.659	90.640	90.497	90.497
Secondary products and miscellaneous receipts.....		327992-SM						
Mineral wool manufacturing.....	327993		12/81	296.709	295.201	294.499	293.768	293.544
Primary products.....		327993-P	12/81	296.995	295.481	294.769	294.035	293.811
Mineral wool for thermal and acoustical envelope insulation.....		327993-1	12/81	305.644	303.033	301.546	300.688	300.448
Mineral wool for industrial, equipment, and appliance insulation.....		327993-4	12/81	248.496	248.482	248.781	248.288	248.112
Secondary products and miscellaneous receipts.....		327993-SM						
Miscellaneous nonmetallic mineral products manufacturing.....	327999		12/03	181.110	181.110	181.110	180.984	180.984
Primary products.....		327999-P	12/03	179.817	179.817	179.817	179.817	179.817
All other nonmetallic mineral products.....		327999-0	12/03	179.817	179.817	179.817	179.817	179.817
Other nonmetallic mineral products.....		327999-09	06/06	120.650	120.650	120.650	120.650	120.650
Secondary products and miscellaneous receipts.....		327999-SM						
Primary metal mfg.....	331		12/84	296.302	292.576	286.469	280.849	277.962
Iron & steel mills & ferroalloy mfg.....	3311		12/03	275.132	270.032	259.573	251.778	245.136
Iron & steel mills & ferroalloy mfg.....	33111		12/03	275.132	270.032	259.573	251.778	245.136
Iron and steel mills and ferroalloy mfg.....	331110		06/82	295.292	289.812	278.572	270.209	263.068

See footnotes at end of table.

Table 11. Producer price indexes for net output of selected industries and their products, not seasonally adjusted — Continued
 [November 2023]

Title ¹	Industry code	Product code	Index base	Unadjusted index ²				
				July 2023	Aug. 2023 ^P	Sept. 2023 ^P	Oct. 2023 ^P	Nov. 2023 ^P
Iron and steel mills and ferroalloy mfg - Continued								
Primary products.....		331110-P	06/82	304.239	298.161	285.695	277.221	269.134
Steel ingots and semifinished products.....		331110-3	06/82	510.480	505.880	500.476	493.564	490.685
Ferroalloys and related products.....		331110-6	12/09	107.580	106.190	103.020	100.984	98.999
Hot rolled steel bars, plates, and structural shapes.....		331110-7	06/82	296.882	297.576	290.074	286.316	283.193
Hot rolled steel bars, plates, and structural shapes, carbon.....		331110-71	12/17	171.000	171.310	166.811	164.725	163.149
Hot rolled steel bars, plates, and structural shapes, alloy.....		331110-76	12/10	142.310	—	—	—	—
Secondary products and miscellaneous receipts.....		331110-SM						
Steel product mfg from purchased steel.....	3312		12/03	296.858	288.973	283.785	277.647	280.062
Iron & steel pipe and tube mfg from purchased steel.....	33121		12/03	336.593	332.101	326.235	325.764	326.703
Iron and steel pipe and tube manufacturing from purchased steel.....	331210		06/82	481.386	474.962	466.574	465.901	467.252
Primary products.....		331210-P	06/82	496.886	490.231	481.454	480.718	481.631
Iron and steel pipes and tubes, from purchased iron and steel.....		331210-0	06/82	496.886	490.231	481.454	480.718	481.631
Pipe and tube, carbon.....		331210-02	12/10	191.021	189.272	184.980	184.163	184.658
Pipe and tube, alloy.....		331210-03	12/10	140.221	136.193	135.867	138.724	140.221
Pipe and tube, stainless.....		331210-04	12/10	127.186	124.281	123.621	122.937	121.681
Secondary products and miscellaneous receipts.....		331210-SM1						
Rolling & drawing of purchased steel.....	33122		12/03	263.795	253.209	248.595	237.912	241.509
Rolled steel shape mfg.....	331221		06/82	316.813	295.801	287.691	270.180	281.561
Primary products.....		331221-P	06/82	290.998	269.326	261.163	243.695	255.017
Cold rolled steel sheet and strip, made from purchased steel.....		331221-1	06/82	321.000	287.788	275.013	248.617	268.899
Cold finished steel bars and bar shapes, made from purchased steel.....		331221-3	06/82	270.424	265.489	264.063	259.475	257.264
Secondary products and miscellaneous receipts.....		331221-SM						
Steel wire drawing.....	331222		06/82	320.160	315.641	312.656	304.385	301.677
Primary products.....		331222-P	06/82	327.403	322.610	318.703	310.671	307.816
Steel wire, including galvanized and other coated wire.....		331222-5	06/82	297.253	293.973	288.966	285.742	282.398
Carbon steel wire.....		331222-5A	06/82	300.426	296.522	292.526	289.273	284.864
Stainless steel wire.....		331222-5C	06/82	242.668	—	—	—	—
Secondary products and miscellaneous receipts.....		331222-SM						
Miscellaneous receipts.....		331222-M	03/98	143.802	143.802	143.802	143.802	140.617
Alumina & aluminum production & processing.....	3313		12/03	154.862	154.163	152.734	152.090	151.416
Alumina & aluminum production & processing.....	33131		12/03	154.951	154.252	152.822	152.178	151.503
Secondary smelting and alloying of aluminum.....	331314		12/03	181.022	178.053	175.086	172.508	168.869
Primary products.....		331314-P	06/80	195.405	191.974	188.921	186.170	182.241
Aluminum ingot, including billet, made by secondary smelters.....		331314-2	12/03	183.862	180.342	177.148	174.346	170.310
Aluminum and aluminum-base alloys powders, paste, and flakes.....		331314-5	12/03	141.866	141.618	141.865	141.502	141.256
Secondary products and miscellaneous receipts.....		331314-SM						
Aluminum sheet, plate, and foil mfg.....	331315		06/81	202.394	203.940	201.776	200.863	—
Primary products.....		331315-P	06/81	209.183	210.781	208.544	207.601	—
Aluminum sheet, plate, and foil.....		331315-0	06/81	209.183	210.781	208.544	207.601	—
Secondary products and miscellaneous receipts.....		331315-SM2						
Other aluminum rolling, drawing, and extruding.....	331318		12/81	262.802	259.501	257.020	256.132	255.031
Primary products.....		331318-P	12/81	272.574	269.262	266.779	265.805	264.777
Other extruded aluminum shapes, including rod, bar, and wire.....		331318-0	12/81	290.061	286.537	283.894	282.858	281.764
Secondary products and miscellaneous receipts.....		331318-SM						
Nonferrous (exc alum) production & processing.....	3314		12/03	277.026	275.122	275.847	272.226	274.216
Nonferrous metal (except aluminum) smelting and refining.....	33141		12/03	299.283	291.468	294.371	289.575	—
Nonferrous metal (except aluminum) smelting and refining.....	331410		12/09	117.811	114.735	115.877	113.989	—
Primary products.....		331410-P	12/09	122.494	119.278	120.516	118.513	—
Secondary products and miscellaneous receipts.....		331410-SM1						
Copper rolling/drawing/extruding & alloying.....	33142		12/03	310.397	310.113	309.117	304.651	304.829
Copper rolling, drawing, extruding, and alloying.....	331420		12/11	122.565	122.454	122.061	120.298	120.368
Primary products.....		331420-P	12/11	122.867	122.663	122.280	120.458	120.535
Copper wire and cable.....		331420-A	12/03	273.854	272.443	270.790	267.502	268.435
Copper and copper alloy mill shapes, except wire and cable.....		331420-B	12/22	99.171	99.305	99.214	97.457	97.230
Secondary products and miscellaneous receipts.....		331420-SM						
Miscellaneous receipts.....		331420-M	12/11	139.498	139.255	138.776	—	—
Other nonferrous roll/draw/extruding/alloying.....	33149		12/03	239.597	238.323	240.052	237.726	241.072
Nonferrous metal (except copper and aluminum) rolling, drawing, and extruding.....	331491		12/03	220.892	219.807	220.377	218.980	218.915
Primary products.....		331491-P	12/03	191.169	190.288	190.788	189.561	189.504
All other nonferrous metal mill shapes.....		331491-D	06/82	307.124	302.736	301.514	305.078	305.223
Nickel and nickel-base alloy mill shapes.....		331491-2	06/82	279.403	277.107	277.448	270.489	270.440

See footnotes at end of table.

Table 11. Producer price indexes for net output of selected industries and their products, not seasonally adjusted — Continued
[November 2023]

Title ¹	Industry code	Product code	Index base	Unadjusted index ²				
				July 2023	Aug. 2023 ^P	Sept. 2023 ^P	Oct. 2023 ^P	Nov. 2023 ^P
Nonferrous metal (except copper and aluminum) rolling, drawing, and extruding - Continued								
Titanium and titanium-base alloy mill shapes.....		331491-3	06/82	190.640	191.748	193.182	193.150	192.971
Secondary products and miscellaneous receipts.....		331491-SM						
Secondary products.....		331491-S	06/82	388.457	393.762	393.762	393.745	393.745
Secondary smelting, refining, and alloying of nonferrous metal (except copper and aluminum).....	331492							
Primary products.....		331492-P	12/03	261.468	259.994	262.907	259.623	266.427
All other miscellaneous secondary nonferrous metals, including secondary lead and zinc.....		331492-B	12/03	260.759	259.225	262.258	258.838	265.924
Secondary products and miscellaneous receipts.....		331492-SM	06/11	84.868	84.222	87.666	87.174	89.184
Foundries.....	3315		12/03	202.820	203.705	203.562	202.354	202.172
Ferrous metal foundries.....	33151		12/84	291.757	294.003	293.918	290.873	291.144
Iron foundries.....	331511		12/80	342.641	340.520	339.896	338.437	338.630
Primary products.....		331511-P	12/80	328.721	326.611	325.508	325.506	325.436
Cast iron pressure and soil pipe and fittings, all sizes.....		331511-B	12/03	—	—	—	423.075	425.540
Standard and pearlitic malleable iron castings.....		331511-T	06/12	—	—	—	131.847	131.482
Ductile iron pressure pipe and fittings.....		331511-1	12/80	437.189	424.036	422.927	—	—
Other ductile iron castings.....		331511-3	06/86	217.912	217.540	216.626	217.105	216.559
Other gray iron castings (including molds and stools for heavy steel ingots).....		331511-9	12/03	211.850	210.278	209.586	209.047	209.276
Secondary products and miscellaneous receipts.....		331511-SM						
Steel investment foundries.....	331512		06/81	366.773	366.773	366.773	362.789	362.789
Primary products.....		331512-P	06/81	349.371	349.371	349.371	345.553	345.553
Steel investment castings.....		331512-0	06/81	349.371	349.371	349.371	345.553	345.553
Secondary products and miscellaneous receipts.....		331512-SM						
Secondary products.....		331512-S	06/81	513.382	513.382	513.382	513.382	513.382
Steel foundries, except investment.....	331513		06/81	279.262	295.179	296.233	288.455	289.323
Primary products.....		331513-P	12/03	210.745	222.989	223.839	217.825	218.504
Carbon steel castings, except investment.....		331513-1	06/81	301.580	305.056	309.003	309.318	309.296
Alloy steel castings, excluding investment.....		331513-4	12/17	146.598	157.494	157.622	151.929	152.568
High alloy steel castings, except investment.....		331513-41	06/81	403.123	431.933	431.933	407.852	407.852
Other alloy steel castings, except investment.....		331513-43	12/03	193.417	208.820	209.304	209.304	211.717
Secondary products and miscellaneous receipts.....		331513-SM						
Nonferrous metal foundries.....	33152		12/84	250.728	250.672	250.355	250.404	249.550
Nonferrous metal die-casting foundries.....	331523		12/11	121.440	121.114	120.829	120.191	119.587
Primary products.....		331523-P	12/11	122.580	122.239	121.944	121.284	120.655
Aluminum die-castings.....		331523-1	06/83	192.190	191.652	191.067	189.862	188.614
Nonferrous (except aluminum) die-castings.....		331523-3	06/91	256.093	255.402	255.402	254.882	254.882
Secondary products and miscellaneous receipts.....		331523-SM						
Secondary products.....		331523-S	12/11	112.786	112.895	112.872	112.830	112.985
Aluminum foundries, except die-casting.....	331524		06/91	231.562	232.382	232.382	232.788	232.788
Primary products.....		331524-P	06/91	210.146	211.047	211.047	211.493	211.493
Aluminum castings, excluding die-castings.....		331524-0	06/91	210.146	211.047	211.047	211.493	211.493
Secondary products and miscellaneous receipts.....		331524-SM						
Secondary products.....		331524-S1	06/08	298.777	298.777	298.777	298.777	298.777
Other nonferrous metal foundries, except die-casting.....	331529		12/11	142.490	142.711	142.710	144.447	143.950
Primary products.....		331529-P	12/11	138.598	138.826	138.826	140.608	140.098
Copper foundries (excluding die-casting).....		331529-5	06/83	402.212	403.464	403.464	399.928	397.120
Secondary products and miscellaneous receipts.....		331529-SM						
Fabricated metal product mfg.....	332		12/84	278.857	278.483	278.177	278.998	278.859
Forging & stamping.....	3321		12/03	175.521	173.940	173.594	172.403	172.296
Forging & stamping.....	33211		12/03	175.550	173.969	173.622	172.431	172.323
Iron and steel forging.....	332111		12/83	192.082	191.203	190.803	190.846	189.346
Primary products.....		332111-P	12/83	188.785	187.881	187.470	187.468	185.926
Hot impression die impact, press and upset steel forgings.....		332111-1	12/83	198.930	198.416	198.439	198.805	196.786
Hot impression die impact, press and upset carbon steel forgings.....		332111-11	12/83	201.822	201.785	202.210	202.210	198.427
Hot impression die impact, press and upset alloy steel forgings.....		332111-12	12/83	184.385	183.371	183.020	183.767	183.183
Secondary products and miscellaneous receipts.....		332111-SM						
Nonferrous forging.....	332112		12/83	182.065	181.989	181.978	183.541	183.457
Primary products.....		332112-P	12/83	201.941	201.868	201.868	203.670	203.670
Hot impression die impact, press and upset nonferrous forgings.....		332112-4	12/83	214.449	214.362	214.362	216.503	216.503
Hot impression die impact, press, and upset aluminum and aluminum alloy forgings.....		332112-41	12/83	231.606	231.606	231.606	235.434	235.434
Hot impression die impact, press, and upset titanium and titanium alloy forgings.....		332112-42	12/83	166.092	166.092	166.092	166.092	166.092

See footnotes at end of table.

Table 11. Producer price indexes for net output of selected industries and their products, not seasonally adjusted — Continued
 [November 2023]

Title ¹	Industry code	Product code	Index base	Unadjusted index ²				
				July 2023	Aug. 2023 ^P	Sept. 2023 ^P	Oct. 2023 ^P	Nov. 2023 ^P
Nonferrous forging - Continued								
Other nonferrous hot impression die impact, press, and upset forgings.....		332112-43	06/98	-	-	-	-	-
Secondary products and miscellaneous receipts.....		332112-SM						
Custom roll forming.....	332114		12/03	181.791	178.064	174.704	170.687	171.387
Primary products.....		332114-P	12/84	207.059	202.528	198.149	192.866	192.950
Custom roll formed products (steel, aluminum and other metal).....		332114-0	06/90	201.033	196.635	192.383	187.253	187.335
Secondary products and miscellaneous receipts.....		332114-SM						
Powder metallurgy part mfg.....	332117		12/03	133.378	133.191	133.392	133.335	-
Primary products.....		332117-P	12/03	133.972	133.785	133.987	133.929	-
Powder metallurgy parts.....		332117-0	12/91	137.501	137.308	137.515	137.456	-
Other metal stamping, except automotive.....	332119		06/84	257.457	255.743	257.863	256.710	256.874
Primary products.....		332119-P	12/03	200.484	199.178	201.168	200.686	200.841
Metal job stampings, except automotive.....		332119-3	06/84	263.389	260.874	264.705	264.617	264.914
Motor and generator metal job stamping.....		332119-32	06/07	133.610	132.463	132.463	127.897	127.655
Other metal job stampings.....		332119-33	06/07	178.598	176.225	176.225	176.387	176.688
Secondary products and miscellaneous receipts.....		332119-SM						
Cutlery & handtool mfg.....	3322		12/03	161.868	161.795	161.746	162.992	163.037
Cutlery & handtool mfg.....	33221		12/03	161.852	161.779	161.730	162.976	163.021
Metal cookware, cutlery, and flatware mfg.....	332215		12/11	128.390	128.390	128.390	128.501	128.501
Primary products.....		332215-P	12/11	127.762	127.762	127.762	127.853	127.853
Cutlery, scissors, shears, trimmers, and snips.....		332215-2	12/83	292.141	292.141	292.141	291.348	291.348
Secondary products and miscellaneous receipts.....		332215-SM						
Miscellaneous receipts.....		332215-M	12/11	134.329	134.329	134.329	135.353	135.353
Secondary products.....		332215-S	12/11	133.418	133.418	133.418	135.896	135.896
Saw blade, handsaw, and hand and edge tool mfg.....	332216		12/11	134.425	134.335	134.274	135.755	135.811
Primary products.....		332216-P	12/11	133.709	133.611	133.567	135.155	135.196
Edge tools, hand-operated.....		332216-4	06/96	213.133	213.133	213.133	213.133	213.133
All other miscellaneous hand tools, except handsaws.....		332216-7	12/11	135.506	135.449	135.449	135.459	135.546
Secondary products and miscellaneous receipts.....		332216-SM						
Miscellaneous receipts.....		332216-M	12/11	136.909	136.909	136.909	136.909	136.909
Secondary products.....		332216-S	12/11	137.638	137.662	137.271	137.263	137.594
Architectural & structural metals mfg.....	3323		12/03	256.612	256.910	256.991	257.235	257.707
Plate work & fabricated structural prod mfg.....	33231		12/03	277.401	277.645	277.767	278.301	279.526
Prefabricated metal buildings and components mfg.....	332311		12/81	516.339	515.971	512.873	511.234	512.341
Primary products.....		332311-P	12/81	535.027	535.050	531.610	529.988	531.040
Prefabricated metal bldg & component systems (excl. farm service bldgs, resid. bldgs, & parts).....		332311-1	12/81	586.377	584.247	580.838	581.031	582.011
Other prefabricated and portable metal buildings and parts.....		332311-3	12/81	427.232	431.807	428.299	422.833	424.039
Secondary products and miscellaneous receipts.....		332311-SM						
Fabricated structural metal mfg.....	332312		12/03	272.098	272.480	272.992	273.919	275.468
Primary products.....		332312-P	06/82	354.011	354.562	354.657	356.021	357.690
Fabricated structural metal bar joists and concrete reinforcing bars.....		332312-1	06/82	357.137	355.988	352.917	354.428	358.406
Fabricated structural iron and steel for industrial buildings metal bar joists, short span.....		332312-11	06/11	166.735	166.735	167.020	166.577	167.805
Fabricated structural iron & steel for commercial, residential, institutional, & public bldgs.....		332312-12	06/11	211.890	211.040	208.680	209.936	212.494
Other fabricated structural metal.....		332312-5	06/82	360.979	362.076	364.436	365.693	365.693
Fabricated structural metal for bridges.....		332312-6	06/82	252.982	261.770	267.517	268.548	266.111
Secondary products and miscellaneous receipts.....		332312-SM						
Plate work mfg.....	332313		12/03	224.927	224.927	224.927	224.927	224.944
Primary products.....		332313-P	12/03	222.292	222.292	222.292	222.292	222.292
Fabricated plate work (stacks and weldments).....		332313-0	03/80	337.154	337.154	337.154	337.154	337.154
Secondary products and miscellaneous receipts.....		332313-SM1						
Ornamental & architectural metal prod mfg.....	33232		12/03	239.028	239.379	239.425	239.392	239.145
Metal window and door mfg.....	332321		06/83	408.865	410.070	411.708	411.717	411.543
Primary products.....		332321-P	06/83	427.719	429.009	430.781	430.790	430.538
Metal molding and trim and store fronts.....		332321-B	06/83	1,067.266	1,067.266	1,067.266	1,067.265	1,067.272
Metal windows (except storm sash).....		332321-D	06/83	405.148	405.137	405.235	405.235	404.804
Metal doors (except storm doors).....		332321-1	06/83	414.739	416.601	419.132	419.146	418.891
Metal window and door screens (except combination screens) and metal weather strip.....		332321-9	06/83	345.239	345.239	345.239	345.239	345.239
Secondary products and miscellaneous receipts.....		332321-SM						
Secondary products.....		332321-S	06/83	339.348	339.692	339.692	339.692	341.174
Sheet metal work mfg.....	332322		12/82	299.279	299.871	299.189	299.098	298.536

See footnotes at end of table.

Table 11. Producer price indexes for net output of selected industries and their products, not seasonally adjusted — Continued
 [November 2023]

Title ¹	Industry code	Product code	Index base	Unadjusted index ²				
				July 2023	Aug. 2023 ^P	Sept. 2023 ^P	Oct. 2023 ^P	Nov. 2023 ^P
Sheet metal work mfg - Continued								
Primary products.....		332322-P	12/82	295.779	296.508	295.766	295.834	295.236
Sheet metal electronic enclosures.....		332322-C	06/11	147.060	147.990	148.169	148.082	148.673
Steel sheet metal computer & peripheral equipment enclosures.....		332322-C1	06/11	133.958	135.906	136.158	136.071	136.886
Aluminum sheet metal computer & peripheral equipment enclosures.....		332322-C2	06/11	179.127	179.100	179.100	179.101	179.103
Other sheet metal electronic enclosures (excluding computers).....		332322-C3	06/11	136.151	136.158	136.288	136.186	136.632
Other sheet metal work.....		332322-G	12/03	166.460	167.077	167.154	167.192	166.744
Aluminum and other sheet metal work.....		332322-G3	06/11	127.498	128.365	128.474	128.528	127.898
Sheet metal air-conditioning ducts and stove pipe.....		332322-1	12/03	292.613	291.053	291.053	291.053	291.053
Sheet metal roofing and roof drainage equipment.....		332322-7	12/03	249.890	249.592	246.506	248.007	244.567
Secondary products and miscellaneous receipts.....		332322-SM						
Secondary products.....		332322-S	12/03	200.446	201.065	201.097	200.979	200.401
Ornamental and architectural metal work mfg.....	332323		12/83	493.899	492.988	493.086	493.087	493.077
Primary products.....		332323-P	12/83	535.146	534.184	534.286	534.286	534.286
Ornamental and architectural metal work.....		332323-8	12/97	403.907	402.541	402.708	402.708	402.708
Iron, steel, and aluminum stairs, staircases, and fire escapes.....		332323-81	12/83	593.254	591.194	591.194	591.194	591.194
Steel and aluminum fences, gates (not wire), and railings and window guards... ..		332323-82	12/97	295.028	294.085	294.459	294.459	294.459
Other architectural and ornamental work.....		332323-9	12/97	304.693	304.693	304.693	304.693	304.693
Other aluminum and metal architectural and ornamental work.....		332323-91	12/88	318.278	318.278	318.278	318.278	318.278
Metal stalls and corrals.....		332323-94	05/17	144.775	144.775	144.775	-	-
Secondary products and miscellaneous receipts.....		332323-SM						
Secondary products.....		332323-S	12/83	237.548	236.531	236.673	236.697	236.482
Boiler, tank & shipping container mfg.....	3324		12/03	226.732	225.572	225.196	224.057	223.558
Power boiler & heat exchanger mfg.....	33241		12/03	252.917	256.418	256.418	256.699	256.704
Power boiler and heat exchanger mfg.....	332410		12/03	253.090	256.592	256.592	256.875	256.880
Primary products.....		332410-P	12/03	253.233	256.828	256.828	256.980	256.980
Fabricated heat exchangers and steam condensers (excluding nuclear applications).....		332410-1	03/80	520.272	521.464	521.464	522.012	522.012
Secondary products and miscellaneous receipts.....		332410-SM						
Secondary products.....		332410-S	03/80	484.894	-	-	516.347	-
Metal tank (heavy gauge) mfg.....	33242		12/03	241.003	241.448	241.056	240.381	240.382
Metal tanks, heavy gauge, mfg.....	332420		12/03	240.874	241.319	240.927	240.252	240.253
Primary products.....		332420-P	12/03	235.609	235.574	235.616	235.037	235.037
Metal tanks, heavy gauge.....		332420-0	12/03	235.609	235.574	235.616	235.037	235.037
Secondary products and miscellaneous receipts.....		332420-SM						
Secondary products.....		332420-S	03/80	339.041	345.289	339.650	337.733	337.739
Light gauge metal container mfg.....	33243		12/84	222.334	218.613	218.092	216.144	215.175
Metal can mfg.....	332431		06/81	220.751	216.139	215.495	213.272	213.277
Primary products.....		332431-P	06/81	219.499	214.878	214.231	212.006	212.005
Steel cans and tinware products.....		332431-1	06/81	337.927	337.927	335.468	335.468	335.468
Aluminum cans (including lids, ends, and parts shipped separately).....		332431-3	06/81	155.234	149.774	149.767	147.137	147.137
Secondary products and miscellaneous receipts.....		332431-SM						
Other metal container mfg.....	332439		12/03	271.438	271.570	271.570	270.635	264.555
Primary products.....		332439-P	12/03	279.992	281.744	281.744	280.657	273.593
Steel shipping barrels & drums, exc. beer barrels (more than 12-gallon capacity).....		332439-3	06/83	456.393	465.411	465.411	459.470	429.504
All other metal containers.....		332439-6	12/03	220.628	218.384	218.384	218.384	218.384
Secondary products and miscellaneous receipts.....		332439-SM						
Secondary products.....		332439-S	12/03	212.162	202.589	202.589	202.589	202.589
Hardware mfg.....	3325		12/03	203.054	203.028	203.035	202.863	203.248
Hardware mfg.....	33251		12/03	203.054	203.028	203.035	202.863	203.248
Hardware mfg.....	332510		06/85	272.356	272.322	272.331	272.100	272.616
Primary products.....		332510-P	06/85	259.942	259.905	259.915	259.913	260.400
All other miscellaneous hardware.....		332510-A	06/85	461.395	461.205	461.366	461.331	461.331
Furniture hardware (excluding cabinet hardware).....		332510-2	06/85	290.351	289.841	289.841	289.841	289.841
Builders' hardware, including fabricated metal safe and vault locks, & cabinet hardware.....		332510-4	06/85	297.598	297.598	297.598	297.598	297.598
Motor vehicle hardware (lock units, door & window handles, window regulators, hinges, etc.).....		332510-6	06/85	173.459	173.459	-	-	-
Other transportation equipment hardware, incl. marine & aircraft (excl. motor vehicle hardware).....		332510-7	06/85	424.602	424.602	-	-	-
Secondary products and miscellaneous receipts.....		332510-SM						
Miscellaneous receipts.....		332510-M	07/85	392.811	392.811	392.811	376.068	378.087
Secondary products.....		332510-S	06/85	334.666	334.799	334.799	334.799	334.799
Spring & wire product mfg.....	3326		12/03	271.290	271.224	271.468	269.798	270.213
Spring & wire product mfg.....	33261		12/03	271.290	271.224	271.468	269.798	270.213

See footnotes at end of table.

Table 11. Producer price indexes for net output of selected industries and their products, not seasonally adjusted — Continued
[November 2023]

Title ¹	Industry code	Product code	Index base	Unadjusted index ²				
				July 2023	Aug. 2023 ^P	Sept. 2023 ^P	Oct. 2023 ^P	Nov. 2023 ^P
Spring mfg.....	332613		12/11	216.951	216.866	216.659	214.909	215.199
Primary products.....		332613-P	12/11	230.087	229.992	229.761	227.812	228.062
Cold formed steel springs, except wire.....		332613-3	06/81	509.846	509.622	509.176	509.176	510.375
Precision mechanical wire springs.....		332613-5	12/82	291.379	290.943	291.053	291.203	291.828
Precision mechanical extension- and torsion-type wire springs.....		332613-51	06/01	228.120	227.305	227.697	228.002	229.749
Precision mechanical compression-type wire springs.....		332613-52	06/01	205.495	205.453	205.359	205.360	205.100
Secondary products and miscellaneous receipts.....		332613-SM						
Secondary products.....		332613-S	12/11	118.259	118.258	118.258	118.259	118.977
Other fabricated wire product mfg.....	332618		12/82	333.052	333.049	334.054	332.786	333.385
Primary products.....		332618-P	12/82	318.479	318.834	319.993	319.742	320.487
Other ferrous wire products, excluding springs, made from purchased wire.....		332618-B	12/82	365.408	365.452	365.452	364.332	364.332
Other fabricated wire products, made from purchased wire.....		332618-2	06/85	171.199	171.199	171.199	171.199	171.901
Ferrous wire cloth and other ferrous woven wire products, made from purchased wire.....		332618-3	12/82	192.868	192.868	192.868	192.868	192.868
Steel fencing and fence gates, made from purchased wire.....		332618-7	12/82	476.297	480.539	474.411	471.926	472.423
Secondary products and miscellaneous receipts.....		332618-SM						
Secondary products.....		332618-S	12/82	695.882	698.709	699.493	697.375	698.593
Mach shops, turn prod, screw, nut, bolt mfg.....	3327		12/03	171.908	171.544	171.553	170.987	171.421
Machine shops.....	33271		12/03	151.015	151.015	151.015	150.724	150.724
Machine shops.....	332710		06/84	200.887	200.887	200.887	200.500	200.500
Primary products.....		332710-P	06/84	199.338	199.338	199.338	198.915	198.915
Machine shop job work and job order repairs.....		332710-0	06/84	197.947	197.947	197.947	197.527	197.527
Secondary products and miscellaneous receipts.....		332710-SM						
Turned product & screw, nut & bolt mfg.....	33272		12/84	254.759	253.669	253.697	252.502	253.800
Precision turned product mfg.....	332721		12/83	248.608	246.404	246.406	244.334	244.977
Primary products.....		332721-P	12/83	235.451	233.121	233.123	230.933	231.613
Precision turned products, automotive.....		332721-1	12/83	166.119	166.240	166.240	163.588	163.588
Precision turned products, except automotive.....		332721-3	12/83	266.507	262.909	262.913	261.035	262.066
Secondary products and miscellaneous receipts.....		332721-SM						
Bolt, nut, screw, rivet, and washer mfg.....	332722		06/82	289.114	289.887	289.965	290.206	292.780
Primary products.....		332722-P	06/82	296.943	297.783	297.867	298.126	300.919
Nonthreaded metal fasteners (except aircraft types).....		332722-B	06/82	270.896	270.078	270.078	274.421	274.421
Aircraft fasteners, except plastics (including aerospace).....		332722-1	06/82	591.482	601.874	601.874	601.874	620.353
Externally threaded metal fasteners (except aircraft types).....		332722-3	06/82	253.119	252.111	252.267	251.998	252.238
Hex bolts, including heavy, tap-and-joint (excluding high-strength structural & aircraft types).....		332722-3122	06/82	210.131	210.959	210.964	210.501	214.410
Other metal bolts, including square, round, plow, high-strength structural, & bent bolts.....		332722-3133	12/99	301.411	301.411	301.411	301.411	301.411
Cap, set, machine, lag, flange, and self-locking screws (except aircraft types) ..		332722-3144	12/87	301.369	298.748	298.748	297.693	296.572
Other externally threaded metal fasteners, including studs (except aircraft types).....		332722-3199	12/99	—	—	—	189.194	189.105
Internally threaded fasteners (except aircraft types).....		332722-5	06/82	153.970	153.763	153.763	153.763	153.763
Secondary products and miscellaneous receipts.....		332722-SM						
Miscellaneous receipts.....		332722-M	06/82	262.559	262.559	262.559	260.781	260.781
Coating/engrave/heat treating & other activity.....	3328		12/03	174.943	175.294	174.704	176.930	176.449
Coating/engrave/heat treating & other activity.....	33281		12/84	240.698	241.180	240.370	243.431	242.770
Metal heat treating.....	332811		06/85	247.480	247.480	247.480	259.151	260.202
Primary products.....		332811-P	06/85	215.654	215.654	215.654	221.420	222.318
Heat treating of metal for the trade (pickling, annealing, etc.).....		332811-0	06/85	215.654	215.654	215.654	221.420	222.318
Secondary products and miscellaneous receipts.....		332811-SM						
Metal coating and nonprecious engraving.....	332812		12/84	204.233	205.057	203.673	203.733	202.198
Primary products.....		332812-P	12/84	212.949	213.883	212.314	212.382	210.640
Metal coating, engraving, and allied services.....		332812-0	12/84	212.949	213.883	212.314	212.382	210.640
Secondary products and miscellaneous receipts.....		332812-SM						
Electroplating, anodizing and coloring metal.....	332813		12/84	259.732	259.732	259.732	261.216	261.216
Primary products.....		332813-P	12/84	266.379	266.379	266.379	266.379	266.379
Electroplating, plating, polishing, anodizing and coloring metal.....		332813-0	12/84	266.379	266.379	266.379	266.379	266.379
Secondary products and miscellaneous receipts.....		332813-SM						
Other fabricated metal product mfg.....	3329		12/03	211.633	211.372	210.632	214.339	213.146
Metal valve mfg.....	33291		12/03	234.878	234.443	234.532	238.855	235.558
Industrial valve mfg.....	332911		06/91	327.879	329.623	329.623	333.323	333.324
Primary products.....		332911-P	06/91	339.348	341.280	341.280	345.380	345.380
Automatic regulating and control valves and parts (except nuclear), power operated.....		332911-F	12/82	407.112	407.112	407.112	426.410	426.410

See footnotes at end of table.

Table 11. Producer price indexes for net output of selected industries and their products, not seasonally adjusted — Continued
 [November 2023]

Title ¹	Industry code	Product code	Index base	Unadjusted index ²				
				July 2023	Aug. 2023 ^P	Sept. 2023 ^P	Oct. 2023 ^P	Nov. 2023 ^P
Industrial valve mfg - Continued								
Industrial valves for water works and municipal equipment (IBBM, AWWA, and UL).....		332911-N	06/91	378.876	378.876	378.876	382.153	382.153
Industrial ball valves (all metals, pressures, and types), incl. manual & power operated.....		332911-Q	06/91	—	458.643	458.643	—	—
Industrial butterfly valves (all metals, pressures, and types), incl. manual & power operated.....		332911-R	06/91	267.347	267.347	267.347	267.347	267.347
All other miscellaneous industrial valves.....		332911-X	06/91	290.515	292.462	292.462	298.785	298.785
Gates, globes, angles and other industrial valves.....		332911-1	06/91	367.034	367.034	367.034	367.034	367.034
Secondary products and miscellaneous receipts.....		332911-SM						
Miscellaneous receipts.....		332911-M	06/91	250.502	250.502	250.502	250.502	250.502
Secondary products.....		332911-S	06/91	274.260	274.260	274.260	274.260	274.272
Fluid power valve and hose fitting mfg.....	332912		06/91	311.244	309.442	309.716	322.486	309.915
Primary products.....		332912-P	06/91	319.840	318.119	318.411	332.001	318.051
Nonaerospace type hydraulic and pneumatic assemblies of hose.....		332912-N	12/98	148.992	150.659	150.929	150.497	150.513
Nonaerospace type flared (metal) fittings, couplings and assemblies.....		332912-T	06/91	228.573	231.229	231.229	231.229	231.229
Nonaerospace type flareless fittings and couplings (incl. nonmetal fittings).....		332912-U	06/91	227.676	227.676	227.676	227.676	227.676
Aerospace type hydraulic fluid power valves.....		332912-1	06/91	182.872	182.872	183.808	185.139	185.139
Nonaerospace type hydraulic directional control valves.....		332912-5	06/91	239.219	243.918	243.918	243.918	243.918
Nonaerospace type hydraulic valves, except directional control.....		332912-7	12/98	260.618	260.618	261.287	261.287	261.482
Nonaerospace type pneumatic directional control valves.....		332912-9	06/91	257.304	257.304	257.304	257.304	257.304
Secondary products and miscellaneous receipts.....		332912-SM						
Plumbing fixture fitting and trim mfg.....	332913		06/83	365.193	365.149	365.139	365.150	365.248
Primary products.....		332913-P	06/83	363.026	363.026	363.026	363.026	363.026
Miscellaneous metal and nonmetal plumbing fixtures, fittings, and trim.....		332913-6	06/83	395.435	395.435	395.435	395.435	395.435
Metal and nonmetal lavatory and sink fittings, excluding single control.....		332913-7	06/98	193.719	193.719	193.719	193.719	193.719
Secondary products and miscellaneous receipts.....		332913-SM						
Other metal valve and pipe fitting mfg.....	332919		12/82	383.134	378.133	378.348	378.205	378.204
Primary products.....		332919-P	12/82	412.468	406.795	407.039	406.877	406.876
Plumbing and heating valves and specialties, except plumbers' brass goods.....		332919-1	12/82	391.618	—	—	—	—
Metal fittings, flanges, and unions for pipe fittings.....		332919-4	12/82	497.793	489.979	490.315	490.092	490.090
Secondary products and miscellaneous receipts.....		332919-SM						
Secondary products.....		332919-S	12/82	244.398	244.398	244.398	244.398	244.398
All other fabricated metal product mfg.....	332999		12/03	195.064	194.923	193.610	196.880	197.231
Ball and roller bearing mfg.....	332991		06/83	346.928	346.807	347.187	347.196	347.167
Primary products.....		332991-P	06/83	335.499	335.000	335.443	335.443	335.117
Ball bearings, complete, unmounted.....		332991-1	06/83	286.842	286.685	286.728	286.728	286.798
Tapered roller bearings (including cups & cones), unmounted.....		332991-3	06/83	391.108	391.108	391.423	391.423	—
Other roller bearings, unmounted.....		332991-5	06/83	365.713	365.713	365.713	365.713	365.713
Mounted bearings (excluding plain).....		332991-7	06/83	473.446	473.446	481.492	481.492	481.492
Parts and components for ball and roller bearings (including balls and rollers) sold separately.....		332991-9	06/83	200.176	197.420	198.140	198.140	196.018
Secondary products and miscellaneous receipts.....		332991-SM						
Secondary products.....		332991-S	06/83	371.299	371.299	371.299	372.207	372.207
Small arms ammunition mfg.....	332992		06/85	303.300	300.968	300.954	300.954	300.954
Primary products.....		332992-P	06/85	337.370	334.402	334.402	334.402	334.402
Other ammunition products.....		332992-08	12/22	101.331	101.331	101.331	101.331	—
Secondary products and miscellaneous receipts.....		332992-SM						
Ammunition, except small arms, manufacturing.....	332993		12/85	302.377	301.797	299.724	299.724	299.724
Primary products.....		332993-P	12/85	253.390	253.390	247.430	247.430	247.430
Ammunition (excluding small arms), more than 30 mm (1.18 in.).....		332993-0	12/85	253.390	253.390	247.430	247.430	247.430
Secondary products and miscellaneous receipts.....		332993-SM1						
Fabricated pipe and pipe fitting mfg.....	332996		06/81	447.691	446.731	447.631	454.134	457.706
Primary products.....		332996-P	06/81	389.055	388.071	388.993	395.657	399.316
Fabricated pipe and pipe fittings made from purchased pipe.....		332996-0	12/02	257.287	256.636	257.246	261.653	264.073
Secondary products and miscellaneous receipts.....		332996-SM						
Miscellaneous fabricated metal product mfg.....	332999		12/03	181.808	182.086	178.903	185.612	185.805
Primary products.....		332999-P	12/03	181.213	181.530	179.205	178.961	178.959
All other miscellaneous fabricated metal products.....		332999-N	06/85	236.665	237.103	233.890	233.552	233.549
Secondary products and miscellaneous receipts.....		332999-SM						
Secondary products.....		332999-S	12/03	204.877	204.877	204.877	204.877	213.692
Small arms, ordnance, and ordnance accessories mfg.....	33299T		12/11	107.506	107.506	107.506	107.506	107.506
Primary products.....		33299T-P	12/11	107.785	107.785	107.785	107.785	107.785
Single barrel shotguns, other small firearms n.e.c., and parts & attachments for small arms.....		33299T-45	06/13	106.530	106.530	106.530	106.530	106.530
Secondary products and miscellaneous receipts.....		33299T-SM						

See footnotes at end of table.

Table 11. Producer price indexes for net output of selected industries and their products, not seasonally adjusted — Continued
 [November 2023]

Title ¹	Industry code	Product code	Index base	Unadjusted index ²				
				July 2023	Aug. 2023 ^P	Sept. 2023 ^P	Oct. 2023 ^P	Nov. 2023 ^P
Machinery manufacturing.....	333		12/03	179.062	179.333	179.777	179.912	180.477
Agricultural, construction, and mining machinery mfg.....	3331		12/03	182.121	182.012	182.498	182.795	183.649
Agricultural implement manufacturing.....	33311		12/03	173.430	173.577	174.189	174.864	174.145
Farm machinery and equipment mfg.....	333111		12/82	288.627	288.808	289.960	291.012	289.510
Primary products.....		333111-P	12/82	289.107	289.292	290.455	291.504	290.046
Haying machinery and attachments.....		333111-A	12/82	336.116	336.116	336.116	336.116	335.507
Parts for farm machinery, for sale separately.....		333111-C	12/82	261.529	262.907	263.083	263.121	265.292
Farm plows, harrows, rollers, pulverizers, etc., and attachments.....		333111-E	12/02	289.896	289.896	289.896	289.896	287.051
All other farm machinery and equipment, excluding parts, including attachments.....		333111-G	12/82	367.544	368.249	368.249	368.459	368.459
Commercial turf and grounds care equipment, including parts and attachments.....		333111-J	12/82	259.335	259.335	261.022	261.022	261.022
Farm dairy equipment, sprayers and dusters, farm blowers, and attachments.....		333111-4	12/82	279.312	279.312	279.704	279.704	279.633
Planting, seeding, and fertilizing machinery and attachments.....		333111-7	12/82	286.673	282.519	282.519	287.431	280.000
Harvesting machinery (except hay and straw) and attachments.....		333111-9	12/82	323.057	325.515	330.900	333.332	329.248
Secondary products and miscellaneous receipts.....		333111-SM						
Miscellaneous receipts.....		333111-M	12/82	311.063	311.063	311.832	312.269	312.287
Secondary products.....		333111-S	12/82	273.428	274.664	274.664	275.249	274.417
Lawn and garden equipment mfg.....	333112		12/82	166.693	166.962	167.293	168.083	167.989
Primary products.....		333112-P	12/82	170.635	170.825	170.864	171.735	171.751
Consumer nonriding lawn, garden, and snow equipment.....		333112-1	12/82	151.584	151.880	151.880	151.880	152.130
Consumer riding lawn, garden, and snow equipment.....		333112-3	12/82	187.500	187.502	187.591	189.130	189.130
Parts and attachments for consumer lawn, garden, and snow equipment.....		333112-7	06/03	158.410	158.869	158.869	160.882	159.855
Secondary products and miscellaneous receipts.....		333112-SM						
Secondary products.....		333112-S	12/82	142.379	143.522	147.039	147.039	145.752
Construction machinery manufacturing.....	33312		12/03	189.982	189.347	189.347	189.332	191.437
Construction machinery mfg.....	333120		12/80	339.443	338.307	338.308	338.281	342.043
Primary products.....		333120-P	12/80	329.456	328.269	328.269	328.250	332.182
Power cranes, loaders, dozers, tractors, off-highway trucks, mixers, pavers, backhoes, etc.....		333120-1	12/03	190.771	189.846	189.846	189.840	190.094
Power cranes, draglines, & shovels (excavators) (incl. surface mining equip.) (excluding parts).....		333120-11	12/99	195.688	195.383	195.383	195.383	195.383
Mixers, pavers, and related equipment (excluding parts).....		333120-12	12/80	344.770	344.770	344.770	344.665	347.516
Tractor shovel loaders (skid steer, wheel, crawler, and integral design backhoes).....		333120-14	12/80	350.198	345.465	345.465	345.465	346.099
Construction wheel and crawler tractors, dozers, self-propelled log skidders, etc.....		333120-15	12/03	183.724	183.724	183.724	183.724	183.723
Graders, rollers and compactors, forklifts, scrapers, trenchers, etc. (excluding parts).....		333120-16	12/03	210.873	210.873	210.873	210.873	210.873
Construction machinery for mounting (excluding parts, winches, snow clearing attachments).....		333120-17	12/99	192.688	188.540	188.540	188.540	188.540
Other construction machinery and equipment (excluding parts).....		333120-8	12/03	188.519	188.519	188.519	188.519	191.031
Parts for construction machinery and equipment, sold separately.....		333120-9	12/99	193.014	193.186	193.186	193.113	212.958
Parts for cranes, draglines, and shovels (including surface mining equipment) (sold separately).....		333120-91	06/07	183.574	183.975	183.975	183.807	215.834
Parts for off-highway wheel tractors and shovel loaders (sold separately).....		333120-92	06/07	139.949	139.949	139.949	139.949	139.949
Parts for other construction machinery (sold separately).....		333120-93	06/07	151.456	151.456	151.456	151.455	160.618
Secondary products and miscellaneous receipts.....		333120-SM						
Miscellaneous receipts.....		333120-M	12/80	535.473	535.473	535.473	535.473	535.473
Mining and oil and gas field machinery mfg.....	33313		12/03	193.504	193.865	195.051	195.152	197.007
Mining machinery and equipment mfg.....	333131		06/81	412.579	414.952	416.362	417.023	424.599
Primary products.....		333131-P	06/81	439.506	442.173	443.757	444.500	453.017
Mining machinery and equipment (except parts sold separately).....		333131-2	09/19	141.299	142.407	143.065	143.374	146.729
Underground mining machinery (except parts sold separately).....		333131-21	06/81	546.823	546.823	547.702	547.702	—
Mineral processing & beneficiation machinery (except parts sold separately).....		333131-23	06/81	475.178	475.178	475.178	475.178	515.827
Crushing, pulverizing & screening machinery (except parts sold separately).....		333131-25	06/81	461.395	461.395	461.395	461.395	492.393
Drills and other mining machinery (except parts sold separately).....		333131-27	06/81	459.853	471.260	477.166	480.343	—
Parts and attachments for mining machinery and equipment (sold separately).....		333131-9	06/81	353.986	353.986	353.986	353.986	355.556
Secondary products and miscellaneous receipts.....		333131-SM						
Miscellaneous receipts.....		333131-M	06/81	301.416	301.416	301.416	301.416	301.416
Oil and gas field machinery and equipment mfg.....	333132		12/80	309.237	309.237	311.536	311.536	313.195
Primary products.....		333132-P	12/80	304.183	304.183	306.479	306.479	308.171
Oil and gas field production machinery and equipment (except pumps).....		333132-A	12/80	264.354	264.354	266.195	266.195	268.897
Oil and gas field production machinery and equipment (except pumps and parts sold separately).....		333132-A1	12/10	137.123	137.123	138.368	138.368	139.015
Parts and attachments for oil and gas field production machinery and equipment (except pumps).....		333132-A2	12/10	131.837	131.837	131.837	131.837	135.574
Rotary oil and gas field drilling machinery and equipment.....		333132-1	12/86	311.095	311.095	316.555	316.555	316.555
Secondary products and miscellaneous receipts.....		333132-SM						
Industrial machinery manufacturing.....	3332		12/84	244.173	244.200	244.501	243.797	243.885

See footnotes at end of table.

Table 11. Producer price indexes for net output of selected industries and their products, not seasonally adjusted — Continued
 [November 2023]

Title ¹	Industry code	Product code	Index base	Unadjusted index ²				
				July 2023	Aug. 2023 ^P	Sept. 2023 ^P	Oct. 2023 ^P	Nov. 2023 ^P
Other industrial machinery manufacturing.....	33324		12/84	240.814	240.841	241.137	240.443	240.530
Food product machinery mfg.....	333241		12/83	356.421	356.473	356.506	357.387	357.443
Primary products.....		333241-P	12/83	370.330	370.353	370.353	372.119	372.181
Dairy and milk products plant machinery and equipment.....		333241-1	12/83	347.318	347.318	347.318	355.830	355.830
Commercial food products machinery (except packaging and cooking equipment).....		333241-3	12/83	331.029	331.029	331.029	331.087	331.196
Industrial food products machinery for processing foods, beverages, & animal & fowl feed.....		333241-5	12/83	377.593	377.652	377.652	379.677	379.677
Other industrial food and feed machinery.....		333241-51	12/12	144.146	144.146	144.146	145.367	145.367
Machinery for sorting, grading, and cleaning fruits, vegetables, eggs, and for processing meat.....		333241-52	12/12	160.253	160.253	160.253	160.253	160.253
Parts and attachments for industrial food and feed products machinery.....		333241-53	12/12	141.213	141.473	141.473	145.230	145.230
Secondary products and miscellaneous receipts.....		333241-SM						
Miscellaneous receipts.....		333241-M	12/83	239.188	239.781	240.404	225.409	225.449
Secondary products.....		333241-S	12/83	335.877	335.877	335.834	340.163	340.103
Semiconductor machinery mfg.....	333242		12/03	98.306	98.352	98.351	98.350	98.468
Primary products.....		333242-P	12/03	96.567	96.613	96.612	96.610	96.729
Semiconductor machinery and parts.....		333242-0	06/87	124.245	124.305	124.304	124.301	124.453
Secondary products and miscellaneous receipts.....		333242-SM						
Miscellaneous receipts.....		333242-M	12/03	112.508	112.508	112.508	112.508	112.508
Sawmill, woodworking and paper machinery mfg.....	333243		12/11	148.699	148.405	148.404	148.476	148.399
Primary products.....		333243-P	12/11	148.218	147.912	147.896	147.973	147.894
Sawmill and woodworking machinery.....		333243-A	12/80	354.944	354.507	354.791	355.261	354.779
Sawmill and woodworking machinery, excluding parts & attachments.....		333243-A3	06/12	180.419	180.157	180.327	180.609	180.320
Parts, attachments & accessories for sawmill & woodworking machinery.....		333243-A4	06/12	164.570	164.570	164.570	164.570	164.570
Paper industry machinery.....		333243-B	06/82	286.754	286.007	285.807	285.807	285.807
Paper industry machinery, excluding parts & attachments.....		333243-B1	12/03	149.622	149.622	149.622	149.622	149.622
Parts and attachments for paper industry machinery.....		333243-B2	06/82	288.218	285.811	285.166	285.166	285.166
Secondary and miscellaneous receipts.....		333243-SM						
Miscellaneous receipts.....		333243-M	12/11	149.018	149.018	149.498	149.461	149.469
All other industrial machinery mfg.....	333248		12/11	173.085	173.138	173.512	172.513	172.559
Primary products.....		333248-P	12/11	179.158	179.215	179.580	178.481	178.529
Printing machinery and equipment mfg.....		333248-4	12/82	182.126	182.917	182.234	186.156	186.754
All other miscellaneous printing trades machinery, including parts.....		333248-4A	12/88	137.346	138.220	137.465	141.800	142.461
Other printing machinery and equipment, including pre-press preparation and typesetting.....		333248-4A7	06/01	94.863	96.100	95.031	100.999	101.934
Parts, attachments, and accessories for printing trades machinery.....		333248-4A8	06/01	137.055	137.055	137.055	137.280	137.280
Other industrial machinery.....		333248-9	12/11	179.693	179.686	180.143	178.607	178.607
Plastics-working machinery and equipment and parts, excluding patterns and molds.....		333248-91	12/81	250.682	250.682	250.401	250.401	250.401
Plastics-working machinery and equipment, excluding patterns, molds, and parts sold separately.....		333248-919	12/08	129.869	129.869	129.701	129.701	129.701
Textile machinery (except parts, attachments, and accessories).....		333248-95	12/80	212.183	212.183	212.183	212.183	212.183
Parts and attachments for textile machinery.....		333248-97	12/80	237.995	237.995	237.995	237.995	237.995
All other industrial machinery.....		333248-98	12/03	247.652	247.641	248.549	245.740	245.740
Secondary products and miscellaneous receipts.....		333248-SM						
Commercial and service industry machinery manufacturing.....	3333		12/03	152.990	153.109	153.125	153.266	153.370
Commercial and service industry machinery manufacturing.....	33331		12/03	152.974	153.093	153.109	153.250	153.354
Commercial and service industry machinery mfg.....	333310		12/11	140.340	140.450	140.466	140.594	140.690
Primary products.....		333310-P	12/11	140.250	140.360	140.360	140.493	140.591
Optical instruments and lenses (incl. parts).....		333310-4	06/91	128.725	129.202	129.161	129.118	129.635
Sighting, tracking, and fire-control equipment, optical type.....		333310-41	12/85	143.711	143.711	143.711	143.711	143.692
All other miscellaneous optical instruments and lenses (incl. binoculars and astronomical).....		333310-43	12/98	119.926	120.529	120.477	120.423	121.084
Commercial cooking and food warming equipment (incl. parts).....		333310-5	06/82	440.498	440.498	440.498	440.498	440.498
Other commercial and service industry machinery.....		333310-9	05/23	100.116	100.143	100.184	100.338	100.338
Commercial laundry and drycleaning machinery (incl. parts).....		333310-93	12/82	346.814	346.814	346.814	346.978	346.978
Commercial and industrial floor and carpet cleaning machines, ex. vacuum cleaners.....		333310-95	09/16	142.242	142.242	141.992	141.992	141.992
Electronic teaching machines, teaching aids, etc., (incl. kits).....		333310-97	09/16	104.281	104.281	104.281	104.281	104.281
All other parts and attachments for service industry equipment.....		333310-98	06/07	147.624	147.624	147.935	148.533	148.533
Other service industry equipment.....		333310-99	09/16	132.715	132.768	132.851	133.132	133.132
Secondary products and miscellaneous receipts.....		333310-SM						
Miscellaneous receipts.....		333310-M	12/22	102.806	102.892	103.327	103.186	103.204
Secondary products.....		333310-S	12/22	101.801	101.803	101.984	102.719	102.719
HVAC and commercial refrigeration equipment.....	3334		12/03	217.811	218.082	218.202	218.746	219.533
HVAC and commercial refrigeration equipment.....	33341		12/03	217.811	218.082	218.202	218.746	219.533
Fan, blower, air purification equipment mfg.....	333413		12/11	152.002	151.758	151.533	151.530	151.529

See footnotes at end of table.

Table 11. Producer price indexes for net output of selected industries and their products, not seasonally adjusted — Continued
 [November 2023]

Title ¹	Industry code	Product code	Index base	Unadjusted index ²				
				July 2023	Aug. 2023 ^P	Sept. 2023 ^P	Oct. 2023 ^P	Nov. 2023 ^P
Fan, blower, air purification equipment mfg - Continued								
Primary products.....		333413-P	12/11	149.346	149.180	148.969	148.967	148.966
Air purification equipment.....		333413-1	12/03	167.587	167.253	166.829	166.826	166.823
Dust collection and other air purification equipment for industrial gas cleaning systems.....		333413-11	12/83	225.447	225.447	225.447	225.447	225.447
Dust collection and other air purification equipment for cleaning incoming air.....		333413-13	12/83	257.716	256.944	255.965	255.959	255.952
Air filters for air-conditioners and furnaces, etc. of 2400 CFM or less, except parts.....		333413-131	06/09	167.005	166.285	166.196	166.196	166.196
Other dust collection and air purification equipment, except parts.....		333413-132	06/09	147.994	147.546	147.569	147.553	147.536
Parts for dust collection and air purification equipment.....		333413-133	06/09	147.885	147.885	145.634	145.634	145.634
Industrial and commercial fans and blowers.....		333413-2	12/03	231.651	231.651	231.651	231.651	231.651
Centrifugal blower filter units, and classes I-IV centrifugal fans, except parts.....		333413-22	06/09	191.262	191.262	191.262	191.262	191.262
Other centrifugal fans and blowers, except parts.....		333413-23	06/09	185.662	185.662	185.662	185.662	185.662
Parts and accessories for fans and blowers.....		333413-29	06/09	173.200	173.200	173.200	173.200	173.200
Secondary products and miscellaneous receipts.....		333413-SM						
Secondary products.....		333413-S	12/11	152.704	152.704	152.704	152.704	152.704
Heating equipment (except warm air furnaces) mfg.....	333414		06/80	449.501	449.449	449.502	449.558	449.953
Primary products.....		333414-P	06/80	432.170	432.117	432.172	432.228	432.632
Other heating equipment, except electric (incl. parts for nonelectric equipment & oil burners).....		333414-D	06/99	230.493	230.432	230.495	230.560	231.025
Cast iron heating boilers, radiators, and convectors (except parts).....		333414-1	06/99	289.688	289.688	289.688	289.688	289.688
Domestic heating stoves (except electric and parts).....		333414-3	06/80	316.517	316.517	316.517	316.517	316.517
Floor and wall furnaces, unit heaters, infrared heaters, and mechanical stokers.....		333414-7	06/99	206.101	206.101	206.101	206.101	206.101
Secondary products and miscellaneous receipts.....		333414-SM						
Secondary products.....		333414-S	06/80	450.402	450.402	450.402	450.402	450.402
Air-conditioning, refrigeration, and forced air heating equipment mfg.....	333415		12/82	291.626	292.180	292.458	293.399	294.732
Primary products.....		333415-P	12/82	294.791	295.321	295.565	296.525	297.782
Warm air furnaces, including duct furnaces and humidifiers, and electric comfort heating.....		333415-C	12/89	223.119	223.466	222.090	228.170	227.777
Parts and accessories for air conditioning and heat transfer equipment.....		333415-D	12/89	265.501	266.829	266.846	267.368	267.534
Unitary air-conditioners, except air source heat pumps.....		333415-E	12/82	262.672	264.841	265.538	264.874	268.564
Heat pumps.....		333415-H	12/09	141.316	141.316	145.044	139.716	140.680
Heat transfer equipment (except elec dehumidifiers), mechanically refrigerated, self-contained.....		333415-2	12/03	250.612	249.307	248.845	251.389	252.003
Commercial refrigerators and related equipment.....		333415-3	12/82	399.658	399.658	399.658	401.689	401.689
Refrigeration condensing units, all refrigerants, except ammonia (complete).....		333415-5	12/82	383.703	383.703	383.703	384.837	385.982
All other miscellaneous refrigeration and air-conditioning equipment.....		333415-9	12/89	281.051	281.051	281.051	282.095	282.095
Secondary products and miscellaneous receipts.....		333415-SM						
Miscellaneous receipts.....		333415-M	12/82	259.165	259.165	259.165	259.165	259.165
Metalworking machinery manufacturing.....	3335		12/03	146.605	146.998	147.744	147.939	148.963
Metalworking machinery manufacturing.....	33351		12/03	146.590	146.984	147.729	147.924	148.948
Industrial mold mfg.....	333511		12/03	125.719	125.772	126.051	126.748	128.700
Primary products.....		333511-P	12/03	125.609	125.658	125.861	126.654	128.799
Industrial molds and mold boxes.....		333511-0	06/81	154.536	154.595	154.845	155.820	158.460
Industrial injection-type molds made of metal for plastics.....		333511-05	12/09	115.066	115.066	115.066	117.296	116.762
Other industrial molds and mold boxes.....		333511-06	12/09	124.764	124.835	125.134	125.134	128.575
Secondary products and miscellaneous receipts.....		333511-SM						
Special tool, die, jig, and fixture mfg.....	333514		12/03	135.675	136.628	136.628	136.628	137.830
Primary products.....		333514-P	06/81	222.401	224.080	224.080	224.080	224.080
Special dies, tools, jigs, and fixtures.....		333514-0	06/81	222.401	224.080	224.080	224.080	224.080
Jigs and fixtures, including parts.....		333514-0A	06/81	344.632	344.819	344.819	344.819	344.819
Metalworking die and die sets.....		333514-0B	12/02	126.633	127.796	127.796	127.796	127.796
Standard punches, industrial prototypes, die parts & other special tooling for dies.....		333514-0C	06/94	157.172	159.131	159.131	159.131	159.131
Secondary products and miscellaneous receipts.....		333514-SM						
Miscellaneous receipts.....		333514-M	12/03	114.405	114.405	114.405	114.405	114.405
Secondary products.....		333514-S	12/03	140.277	141.595	141.595	141.595	155.778
Cutting tool and machine tool accessory mfg.....	333515		06/83	230.063	230.213	230.619	230.635	232.632
Primary products.....		333515-P	06/83	215.438	215.527	215.929	215.945	217.886
Cutting tools for machine tools and metalworking machinery.....		333515-4	06/83	202.897	202.995	203.261	203.279	204.998
Other cutting tools for machine tools, excluding tips and blanks.....		333515-41	12/00	147.825	147.858	147.858	147.858	149.508
End mills and milling cutters.....		333515-44	06/83	230.053	230.043	230.395	230.558	230.958
Threading tools, including blanks, tips and inserts.....		333515-45	06/07	126.690	126.690	126.690	126.690	126.690
Carbon and high-speed steel shank, solid, tipped carbide twist drills for machine tools.....		333515-48	12/11	128.303	128.303	129.903	129.903	131.128
Taps, carbide indexable, and throwaway inserts for machine tools.....		333515-49	12/11	135.597	136.385	136.385	136.385	136.257
Other attachments and accessories for machine tools and metalworking machinery.....		333515-5	06/83	262.738	262.738	264.046	264.046	267.195

See footnotes at end of table.

Table 11. Producer price indexes for net output of selected industries and their products, not seasonally adjusted — Continued
 [November 2023]

Title ¹	Industry code	Product code	Index base	Unadjusted index ²				
				July 2023	Aug. 2023 ^P	Sept. 2023 ^P	Oct. 2023 ^P	Nov. 2023 ^P
Cutting tool and machine tool accessory mfg - Continued								
Secondary products and miscellaneous receipts.....		333515-SM						
Secondary products.....		333515-S	06/83	230.961	233.895	233.895	233.895	236.649
Machine tool mfg.....	333517		12/11	131.806	131.846	134.163	134.163	134.186
Primary products.....		333517-P	12/11	128.603	128.610	130.482	130.482	130.482
Metal cutting machine tools.....		333517-2	06/83	222.708	222.708	222.597	222.597	222.597
Parts for metal cutting machine tools (sold separately) & rebuilt machine tools...		333517-26	06/83	204.827	204.827	204.827	204.827	204.827
Metal machining centers (multifunction numerically controlled machines).....		333517-27	06/83	201.222	201.222	201.222	201.222	201.222
Other metal cutting machine tools.....		333517-2B	12/09	125.730	125.730	125.730	125.730	125.730
Metal forming machine tools.....		333517-3	06/81	298.244	298.329	322.279	322.279	322.279
Metal punching and shearing (power & manual), and bending and forming machines (power only).....		333517-31	06/81	231.746	232.369	232.369	232.369	232.369
Parts for metal forming machine tools (sold separately) and rebuilt metal forming machine tools.....		333517-37	06/81	297.157	297.157	297.157	297.157	297.157
Secondary products and miscellaneous receipts.....		333517-SM						
Miscellaneous receipts.....		333517-M	12/11	147.510	148.110	143.490	143.490	143.490
Secondary products.....		333517-S	12/11	156.118	156.118	182.939	182.939	183.672
Rolling mill and other metalworking machinery mfg.....	333519		12/11	141.802	142.226	142.549	142.798	142.802
Primary products.....		333519-P	12/11	144.995	145.472	145.887	146.161	146.166
Rolling mill and other metalworking machinery, including assembly machines.....		333519-0	12/11	144.995	145.472	145.887	146.161	146.166
Other metalworking machinery, excluding handheld & ultrasonic.....		333519-83	06/83	326.598	332.705	337.571	-	-
Secondary products and miscellaneous receipts.....		333519-SM						
Miscellaneous receipts.....		333519-M	12/11	134.815	134.815	134.337	134.397	134.397
Turbine and power transmission equipment mfg.....	3336		12/84	223.611	224.853	225.288	225.669	226.291
Turbine and power transmission equipment mfg.....	33361		12/84	223.605	224.848	225.282	225.663	226.285
Turbine and turbine generator set units mfg.....	333611		06/82	253.632	258.396	259.316	260.329	261.722
Primary products.....		333611-P	06/82	254.413	258.914	259.784	260.741	262.057
Turbines and turbine generator sets.....		333611-0	06/11	118.253	120.345	120.750	121.194	121.806
Steam, gas, and other turbines and turbine generators.....		333611-05	12/03	150.251	152.381	152.875	153.520	154.780
Parts & accessories for turbines, turbine generators, and turbine generator sets.....		333611-07	12/03	145.221	145.221	145.221	145.221	145.221
Speed changer, drive, and gear mfg.....	333612		12/83	381.636	381.636	381.636	381.636	381.636
Primary products.....		333612-P	12/83	353.751	353.751	353.751	353.751	353.751
Gears, pinions, racks, and worms, sold separately.....		333612-3	12/83	261.379	261.379	261.379	261.379	261.379
Speed changers, industrial high speed drives, and parts other than loose gearing.....		333612-7	12/03	217.488	217.488	217.488	217.488	217.488
Secondary products and miscellaneous receipts.....		333612-SM						
Mechanical power transmission equipment mfg.....	333613		12/84	358.564	359.779	361.734	363.951	367.716
Primary products.....		333613-P	12/84	341.514	342.749	344.737	346.895	350.690
Mechanical power transmission equipment, except speed changers, drives, & gears.....		333613-3	12/84	372.517	374.155	375.955	378.817	382.622
Secondary products and miscellaneous receipts.....		333613-SM						
Other engine equipment mfg.....	333618		12/82	192.660	192.664	192.790	192.765	192.812
Primary products.....		333618-P	12/82	193.934	193.938	194.108	194.081	194.133
Parts & accessories for internal combustion engines, ex. aircraft & gasoline automotive engines.....		333618-F	12/82	245.620	245.620	246.649	246.603	246.728
Diesel, semidiesel, and dual-fuel engines (except automotive).....		333618-3	12/82	226.366	226.366	226.366	226.366	-
Diesel, semidiesel, and dual-fuel engines for automobiles, trucks, and buses.....		333618-5	12/82	166.394	166.394	166.394	166.392	166.398
Secondary products and miscellaneous receipts.....		333618-SM						
Secondary products.....		333618-S	12/82	185.168	185.168	185.168	185.168	185.169
Other general purpose machinery manufacturing.....	3339		12/03	201.734	202.149	202.926	202.899	203.397
Pump and compressor manufacturing.....	33391		12/03	214.662	214.846	214.032	214.123	214.341
Air and gas compressor mfg.....	333912		06/84	335.736	336.294	336.964	336.978	337.875
Primary products.....		333912-P	06/84	345.468	345.854	346.546	346.561	347.418
Air and gas compressors and vacuum pumps.....		333912-1	06/84	360.208	360.401	361.353	361.353	361.353
Parts & attachments for air & gas compressors, ex. refrigeration, ice making, & a/c.....		333912-6	06/84	410.071	412.339	412.339	412.339	412.339
Secondary products and miscellaneous receipts.....		333912-SM						
Miscellaneous receipts.....		333912-M	11/86	251.405	257.079	257.079	257.079	257.079
Measuring, dispensing, and other pumping equipment mfg.....	333914		12/83	362.384	362.525	359.934	360.164	360.185
Primary products.....		333914-P	12/83	363.602	363.604	360.779	360.779	360.779
Pumps and pumping equipment, excluding measuring and dispensing pumps.....		333914-1	12/09	156.369	156.370	155.114	155.114	155.114
Pumps and pumping equipment, complete, excluding measuring and dispensing pumps.....		333914-11	12/09	158.126	158.127	156.653	156.653	156.653
Domestic water systems.....		333914-111	12/83	313.273	313.273	313.273	313.273	-
Oil-well and oil-field pumps, except boiler feed.....		333914-113	12/09	121.896	122.489	122.489	122.489	122.489

See footnotes at end of table.

Table 11. Producer price indexes for net output of selected industries and their products, not seasonally adjusted — Continued
 [November 2023]

Title ¹	Industry code	Product code	Index base	Unadjusted index ²				
				July 2023	Aug. 2023 ^P	Sept. 2023 ^P	Oct. 2023 ^P	Nov. 2023 ^P
Measuring, dispensing, and other pumping equipment mfg - Continued								
Industrial pumps, excluding hydraulic fluid power pumps, automatic circulating pumps, etc.....		333914-114	12/83	383.209	383.209	378.403	378.403	378.403
Other pumps, except automotive circulating pumps, and measuring and dispensing pumps.....		333914-115	12/01	227.309	227.309	227.309	227.309	227.309
Parts and attachments for pumps and pumping equipment, excluding measuring and dispensing.....		333914-15	12/83	429.802	429.802	429.802	429.802	429.802
Secondary products and miscellaneous receipts.....		333914-SM						
Miscellaneous receipts.....		333914-M	12/17	124.129	125.285	125.285	125.285	125.537
Secondary products.....		333914-S	12/17	155.507	155.930	155.928	157.559	157.587
Material handling equipment manufacturing.....	33392		12/03	212.246	212.258	212.129	212.576	212.710
Elevator and moving stairway mfg.....	333921		06/81	243.274	243.242	243.242	243.242	243.242
Primary products.....		333921-P	06/81	231.989	231.955	231.955	231.955	231.955
Elevators and moving stairways.....		333921-1	06/81	225.502	225.502	225.502	225.502	225.502
Parts and attachments for elevators and moving stairways (sold separately).....		333921-3	06/81	287.009	286.721	286.721	286.721	286.721
Secondary products and miscellaneous receipts.....		333921-SM						
Conveyor and conveying equipment mfg.....	333922		06/84	296.060	296.100	296.113	297.714	297.714
Primary products.....		333922-P	06/84	283.849	283.885	283.897	285.459	285.459
Unit handling conveyors and conveying systems.....		333922-1	06/84	229.916	230.260	230.313	229.985	229.985
Unit handling gravity and trolley conveyors and conveying systems.....		333922-12	06/09	129.673	129.673	129.556	129.556	129.556
Unit handling tow, belt, roller, pneumatic, portable, carousel, and other nonbelt conveyors.....		333922-14	06/09	145.614	146.167	146.455	145.927	145.927
Parts and accessories for unit handling conveyors and conveying systems, sold separately.....		333922-7	06/84	275.899	275.899	275.617	275.617	275.617
Bulk material handling conveyors and conveying systems.....		333922-8	06/84	314.184	314.184	314.184	319.915	319.915
Parts and accessories for bulk material handling conveyors and conveying systems.....		333922-9	06/84	494.093	491.696	491.696	491.696	491.696
Secondary products and miscellaneous receipts.....		333922-SM						
Miscellaneous receipts.....		333922-M	06/84	420.561	420.561	420.561	420.561	420.561
Secondary products.....		333922-S	06/84	334.907	334.907	334.933	334.933	334.933
Overhead cranes, hoists and monorail systems mfg.....	333923		12/03	225.596	225.604	225.604	225.673	226.031
Primary products.....		333923-P	12/03	227.224	227.224	227.224	227.296	227.674
Hoists and parts and attachments for hoists (sold separately).....		333923-1	12/84	328.836	328.836	328.836	328.890	330.169
Overhead traveling cranes and monorail systems, including parts and attachments sold separately.....		333923-3	12/84	339.027	339.027	339.027	339.027	340.801
Winches, aerial work platforms, and automotive wrecker hoists, including parts and attachments.....		333923-7	12/03	231.517	231.517	231.517	231.621	231.621
Secondary products and miscellaneous receipts.....		333923-SM						
Secondary products.....		333923-S	12/03	211.150	212.785	212.785	212.785	212.785
Industrial truck, trailer, and stacker mfg.....	333924		12/79	333.283	333.304	332.655	332.949	333.214
Primary products.....		333924-P	12/79	336.984	336.997	336.379	336.680	336.954
Industrial trucks, tractors, mobile straddle carriers & cranes, & automatic stacking machines.....		333924-2	12/79	304.243	304.259	303.549	303.584	303.615
Work trucks with lifting & handling equipment, operator riding, electric, self-propelled.....		333924-21	06/02	229.132	229.132	229.132	229.132	229.132
Work trucks, not fitted with lifting and handling equipment.....		333924-25	06/02	215.255	215.272	215.158	215.196	215.229
Bulk powered material moving equipment, dock boards and metal pallets and skids.....		333924-26	06/02	206.084	206.084	203.150	203.150	203.150
Other work trucks with lifting & handling equipment, non-riding electric or any non-electric.....		333924-27	06/02	189.928	189.942	189.846	189.878	189.910
Parts and attachments for industrial trucks and tractors (sold separately).....		333924-3	12/86	357.547	357.547	357.547	358.894	360.125
Secondary products and miscellaneous receipts.....		333924-SM						
Secondary products.....		333924-S	12/79	525.692	531.014	498.948	502.078	-
All other general purpose machinery mfg.....	33399		12/03	186.030	186.815	189.044	188.653	189.578
Power-driven handtool mfg.....	333991		12/80	272.183	272.183	272.183	272.214	272.214
Primary products.....		333991-P	12/80	264.296	264.296	264.296	264.327	264.327
Power-driven handtools, pneumatic, hydraulic, and powder-actuated.....		333991-6	12/80	367.945	367.945	367.945	368.022	368.022
Power-driven handtools, electric (except battery powered), including parts.....		333991-9	12/04	151.128	151.128	151.128	151.128	151.128
Secondary products and miscellaneous receipts.....		333991-SM						
Miscellaneous receipts.....		333991-M	06/86	208.596	208.596	208.596	-	-
Welding and soldering equipment mfg.....	333992		12/84	361.442	361.386	361.386	361.386	361.386
Primary products.....		333992-P	12/84	377.771	377.715	377.715	377.715	377.715
Other welding equipment, components, and accessories (excluding arc, resistance, and gas).....		333992-A	06/90	185.178	185.178	185.178	185.178	185.178
Arc welding machines, components, and accessories, excluding electrodes and stud welding equip.....		333992-1	12/84	410.850	410.753	410.753	410.753	410.753
Resistance welders, components, accessories, and electrodes.....		333992-7	12/84	279.693	279.693	279.693	279.693	279.693
Gas welding and cutting equipment, parts, attachments, and accessories.....		333992-9	06/83	267.577	267.577	267.577	267.577	267.577
Secondary products and miscellaneous receipts.....		333992-SM						
Miscellaneous receipts.....		333992-M	12/84	262.788	261.989	261.989	261.989	261.989

See footnotes at end of table.

Table 11. Producer price indexes for net output of selected industries and their products, not seasonally adjusted — Continued
[November 2023]

Title ¹	Industry code	Product code	Index base	Unadjusted index ²				
				July 2023	Aug. 2023 ^P	Sept. 2023 ^P	Oct. 2023 ^P	Nov. 2023 ^P
Packaging machinery mfg.	333993		12/88	277.958	277.958	279.268	279.268	279.776
Primary products.		333993-P	12/88	284.642	284.642	286.027	286.027	286.696
Packing, packaging, and bottling machinery, excluding parts.		333993-1	12/88	272.304	272.304	273.746	273.746	273.461
Parts for packing, packaging, and bottling machinery.		333993-5	12/88	340.701	340.701	341.914	341.914	346.246
Secondary products and miscellaneous receipts.		333993-SM						
Industrial process furnace and oven mfg.	333994		06/81	301.275	303.076	302.992	302.992	303.522
Primary products.		333994-P	06/81	297.867	300.318	300.241	300.241	300.449
Industrial process furnaces & ovens, & industrial electrical heating equipment.		333994-0	12/04	174.444	175.880	175.835	175.835	175.956
Industrial process furnaces & ovens, & industrial electrical heating equipment, except parts.		333994-0A	06/11	145.591	146.010	145.959	145.959	146.518
Parts and attachments for industrial process furnaces and ovens.		333994-0B	06/11	147.517	150.961	150.961	150.961	149.754
Secondary products and miscellaneous receipts.		333994-SM						
Miscellaneous receipts.		333994-M	12/86	207.780	203.923	203.923	203.923	204.936
Fluid power cylinder and actuator mfg.	333995		06/90	274.130	274.611	277.610	277.228	281.419
Primary products.		333995-P	06/90	276.159	276.664	279.809	279.409	284.842
Nonaerospace-type hydraulic & all aerospace fluid power cylinders & actuators, linear & rotary.		333995-2	06/90	266.837	267.563	272.085	271.510	271.510
Parts for hydraulic & pneumatic fluid power cylinders & actuators, incl accumulators & cushions.		333995-8	06/90	318.225	318.225	318.225	318.225	342.598
Secondary products and miscellaneous receipts.		333995-SM						
Fluid power pump and motor mfg.	333996		06/90	231.093	231.311	233.226	233.226	233.101
Primary products.		333996-P	06/90	236.432	236.589	238.702	238.702	238.561
Nonaerospace-type reciprocating fluid power pumps.		333996-1	12/97	199.918	199.918	202.999	202.999	202.766
Nonaerospace-type fluid power motors.		333996-5	12/97	239.271	240.222	240.605	240.605	240.532
Parts for fluid power pumps, motors, and hydrostatic transmissions.		333996-9	12/97	188.636	188.695	190.782	190.782	190.748
Secondary products and miscellaneous receipts.		333996-SM						
Miscellaneous receipts.		333996-M	06/99	184.836	185.464	185.962	185.962	185.962
All other miscellaneous general purpose machinery mfg.	333998		12/84	284.739	287.581	294.700	293.188	295.002
Primary products.		333998-P	12/84	278.512	281.467	288.770	287.213	288.984
Scale and balance mfg.		333998-7	12/80	250.051	249.716	249.545	249.579	249.579
Retail, commercial, household, and mailing scales and balances.		333998-74	12/91	196.020	196.020	196.020	196.020	196.020
Parts, attachments, and accessories for scales and balances.		333998-76	12/91	271.769	272.208	273.318	273.482	273.482
Vehicle and industrial scales.		333998-77	12/91	206.250	205.833	205.482	205.492	205.492
Motor truck and railroad track scales.		333998-771	12/10	154.717	154.117	153.609	153.609	153.609
Industrial scales (including automatic checkweigher and bulkweigher scales).		333998-772	12/10	175.777	175.869	175.951	175.986	175.986
All other miscellaneous general purpose machinery mfg.		333998-9	12/84	278.501	281.672	289.464	287.803	289.690
Filters and strainers, except fluid power.		333998-91	12/88	281.383	282.176	283.835	283.831	283.831
Industrial filters and strainers and reusable media, except fluid power.		333998-911	06/07	171.603	172.191	171.639	171.639	—
Nonreusable media for filters and strainers, except fluid power.		333998-912	12/88	278.926	278.540	297.695	297.662	297.662
Parts and accessories for filters and strainers, except fluid power.		333998-913	12/88	368.960	370.166	370.027	370.027	—
All other miscellaneous general industrial machinery.		333998-97	06/07	151.913	154.284	154.121	153.731	153.944
Secondary products and miscellaneous receipts.		333998-SM						
Miscellaneous receipts.		333998-M	12/22	103.604	103.266	103.425	103.425	103.981
Secondary products.		333998-S	12/22	102.248	102.470	102.483	102.507	103.649
Computer & electronic product mfg.	334		12/03	99.174	99.461	99.428	99.450	99.633
Computer & peripheral equipment mfg.	3341		12/06	57.191	58.007	57.898	57.330	57.491
Computer & peripheral equipment mfg.	33411		12/06	57.191	58.007	57.898	57.330	57.491
Electronic computer mfg.	334111		02/23	95.204	98.178	97.744	95.467	95.337
Primary products.		334111-P	02/23	94.622	97.957	97.471	94.918	94.771
Host computers, multiusers (mainframes, medium-scale systems, UNIX and PC servers).		334111-5	02/23	93.864	97.858	97.290	94.200	94.200
Single user computers, microprocessor based, general purpose.		334111-7	02/23	98.534	98.463	98.404	98.622	97.722
Portable computers, laptops, tablets and other single user computers.		334111-72	02/23	97.156	96.956	97.058	97.075	97.167
Personal computers and workstations (excluding portable computers).		334111-73	02/23	99.159	99.147	99.014	99.323	97.973
Secondary products and miscellaneous receipts.		334111-SM						
Computer storage device mfg.	334112		12/04	60.731	60.731	60.731	60.731	61.528
Primary products.		334112-P	12/04	49.251	49.251	49.251	49.251	49.891
Computer storage devices (except parts, attachments and accessories).		334112-1	12/04	48.591	48.591	48.591	48.591	49.244
Secondary products and miscellaneous receipts.		334112-SM						
Computer terminal and other computer peripheral equipment mfg.	334118		12/93	62.997	63.243	63.243	63.246	63.247
Primary products.		334118-P	12/93	64.684	64.949	64.949	64.952	64.954
Computer terminals (including POS and funds-transfer devices) and other computer peripherals.		334118-D	12/93	37.972	37.972	37.972	37.975	37.977
Secondary products and miscellaneous receipts.		334118-SM						
Secondary products.		334118-S	08/94	56.575	56.575	56.575	56.575	56.575
Communications equipment mfg.	3342		12/85	102.287	102.326	102.350	102.508	102.966

See footnotes at end of table.

Table 11. Producer price indexes for net output of selected industries and their products, not seasonally adjusted — Continued
 [November 2023]

Title ¹	Industry code	Product code	Index base	Unadjusted index ²				
				July 2023	Aug. 2023 ^P	Sept. 2023 ^P	Oct. 2023 ^P	Nov. 2023 ^P
Telephone apparatus mfg.	33421		12/03	94.890	95.140	95.140	95.140	94.848
Telephone apparatus mfg.	334210		12/85	95.359	95.611	95.611	95.611	95.318
Primary products.		334210-P	12/85	95.627	95.885	95.885	95.885	95.584
Telephone and wireline data networking equipment.		334210-0	12/85	95.627	95.885	95.885	95.885	95.584
Secondary products and miscellaneous receipts.		334210-SM						
Radio/TV broadcast & wireless comm equip mfg.	33422		12/03	102.330	102.324	102.352	102.367	103.029
Broadcast and wireless communications equipment mfg.	334220		12/91	95.993	95.987	96.014	96.028	96.649
Primary products.		334220-P	12/91	92.237	92.230	92.257	92.271	92.827
Broadcast, studio, and related electronic equipment.		334220-2	12/85	121.061	120.959	121.353	121.557	120.110
Radio station equipment.		334220-5	06/13	114.046	114.046	114.046	114.046	114.046
Other broadcast and wireless communications systems and equipment.		334220-9	06/13	107.150	107.150	107.150	107.150	108.146
Secondary products and miscellaneous receipts.		334220-SM						
Other communications equipment mfg.	33429		12/03	139.386	139.386	139.421	140.846	141.296
Other communications equipment mfg.	334290		12/91	149.514	149.514	149.552	151.080	151.562
Primary products.		334290-P	12/91	157.439	157.439	157.483	159.279	159.847
Alarm systems, including electric sirens and horns.		334290-1	12/85	153.041	153.041	153.041	155.776	—
Intercommunications systems, incl inductive paging systems, excl telephone & telegraph.		334290-3	12/85	272.201	272.201	274.479	274.479	274.479
Secondary products and miscellaneous receipts.		334290-SM						
Secondary products.		334290-S	12/91	167.224	167.224	167.224	—	—
Audio & video equipment mfg.	3343		12/03	100.624	100.624	100.624	100.629	100.796
Audio and video equipment mfg.	33431		12/03	100.624	100.624	100.624	100.629	100.796
Audio and video equipment mfg.	334310		03/80	72.814	72.814	72.814	72.818	72.939
Primary products.		334310-P	03/80	64.235	64.235	64.235	64.235	64.346
Speakers and commercial sound equipment.		334310-4	03/80	180.844	180.844	180.844	180.844	181.430
Other consumer audio and video equipment.		334310-5	03/80	141.643	141.643	141.643	141.643	141.643
Secondary products and miscellaneous receipts.		334310-SM						
Miscellaneous receipts.		334310-M	12/86	98.430	98.430	98.430	98.585	98.585
Semiconductor and other electronic component mfg.	3344		12/84	56.919	57.125	57.157	57.163	57.278
Semiconductor and other electronic component mfg.	33441		12/84	56.929	57.135	57.168	57.173	57.288
Bare printed circuit board mfg.	334412		06/91	118.580	118.654	118.654	118.654	120.258
Primary products.		334412-P	06/91	116.928	117.142	117.142	117.142	117.142
Bare printed circuit boards.		334412-0	06/82	131.392	131.632	131.632	131.632	131.632
Secondary products and miscellaneous receipts.		334412-SM2						
Semiconductors and related device mfg.	334413		12/98	31.515	31.595	31.560	31.443	31.457
Primary products.		334413-P	12/98	30.488	30.569	30.536	30.424	30.432
Other semiconductor devices, including parts such as chips, wafers, and heat sinks.		334413-A	06/81	56.678	56.983	56.983	57.180	56.690
Integrated microcircuits, incl semiconductor networks, microprocessors, & MOS memories.		334413-1	12/98	21.839	21.858	21.818	21.635	21.769
Secondary products and miscellaneous receipts.		334413-SM						
Electronic connector mfg.	334417		12/80	276.349	277.551	277.571	280.539	280.566
Primary products.		334417-P	12/80	273.118	274.444	274.465	277.477	277.508
Electronic connectors, including parts.		334417-0	12/80	273.118	274.444	274.465	277.477	277.508
Secondary products and miscellaneous receipts.		334417-SM						
Secondary products.		334417-S1	05/99	162.201	162.201	162.201	162.201	162.201
Printed circuit assembly mfg.	334418		12/03	71.596	71.596	71.642	71.684	71.608
Primary products.		334418-P	12/03	73.194	73.194	73.194	73.198	73.115
Printed circuit assemblies, loaded boards, modules, and consumer external modems.		334418-9	06/06	78.735	78.735	78.735	78.740	78.651
Secondary products and miscellaneous receipts.		334418-SM						
Other electronic component mfg.	334419		12/03	156.509	158.329	159.237	160.004	160.231
Primary products.		334419-P	12/03	162.528	163.108	163.228	164.079	164.344
Other electronic components.		334419-0	12/03	162.528	163.108	163.228	164.079	164.344
Secondary products and miscellaneous receipts.		334419-SM						
Secondary products.		334419-S	12/03	107.165	107.166	107.166	107.176	106.530
Capacitor, resistor, coil, transformer, and other inductor mfg.	33441K		12/11	158.078	158.078	158.084	158.539	161.001
Primary products.		33441K-P	12/11	162.428	162.428	162.428	162.909	165.476
Capacitors for electronic circuitry.		33441K-4	06/81	273.128	273.128	273.128	273.128	280.260
Electronic coils, transformers, and other inductors.		33441K-6	06/00	166.511	166.511	166.511	167.576	169.035
Secondary products and miscellaneous receipts.		33441K-SM						
Nav/measuring/medical/control instruments mfg.	3345		12/03	143.723	143.985	143.878	144.052	144.214
Nav/measuring/medical/control instruments mfg.	33451		12/03	143.723	143.985	143.878	144.052	144.214

See footnotes at end of table.

Table 11. Producer price indexes for net output of selected industries and their products, not seasonally adjusted — Continued
 [November 2023]

Title ¹	Industry code	Product code	Index base	Unadjusted index ²				
				July 2023	Aug. 2023 ^P	Sept. 2023 ^P	Oct. 2023 ^P	Nov. 2023 ^P
Electromedical apparatus mfg.	334510		06/85	87.792	87.792	87.792	87.792	87.792
Primary products.		334510-P	06/85	75.969	75.969	75.969	75.969	75.969
Electromedical equipment, excluding ionizing radiation equipment.		334510-2	12/02	87.577	87.577	87.577	87.577	87.577
Secondary products and miscellaneous receipts.		334510-SM						
Miscellaneous receipts.		334510-M	12/90	162.879	162.879	162.879	162.879	162.879
Search, detection, and navigation instruments.	334511		12/91	189.156	189.515	189.515	189.519	189.853
Primary products.		334511-P	12/91	185.550	185.834	185.834	185.834	186.173
Aeronautical, nautical & navigational instruments, not sending or receiving radio signals.		334511-1	12/85	331.603	332.895	332.895	332.895	332.895
Search, detection, navigation, and guidance systems and equipment.		334511-3	12/91	178.879	179.036	179.036	179.036	179.453
Secondary products and miscellaneous receipts.		334511-SM						
Automatic environmental control mfg.	334512		12/79	316.221	316.904	316.904	317.114	317.114
Primary products.		334512-P	12/79	282.257	282.935	282.935	282.935	282.935
Automatic environmental controls for monitoring residential, commercial, and appliance use.		334512-0	12/03	150.626	150.988	150.988	150.988	150.988
Secondary products and miscellaneous receipts.		334512-SM						
Miscellaneous receipts.		334512-M	12/04	204.796	204.796	204.796	204.796	204.796
Industrial process variable instruments.	334513		06/83	275.159	276.329	275.876	277.721	278.610
Primary products.		334513-P	06/83	288.685	289.994	290.060	292.124	293.126
Process control instruments.		334513-0	12/03	172.321	173.102	173.142	174.374	174.972
Secondary products and miscellaneous receipts.		334513-SM						
Miscellaneous receipts.		334513-M	06/83	247.314	247.314	237.122	237.122	237.122
Totalizing fluid meters and counting devices mfg.	334514		12/85	250.366	250.878	244.925	245.097	244.462
Primary products.		334514-P	12/85	256.127	256.092	249.526	249.715	249.015
Integrating and totalizing fluid meters, counting devices, and motor vehicle instruments.		334514-0	12/85	256.127	256.092	249.526	249.715	249.015
Secondary products and miscellaneous receipts.		334514-SM						
Secondary products.		334514-S	12/85	184.924	185.150	185.150	185.150	185.150
Electricity and signal testing instruments mfg.	334515		12/83	179.124	179.372	179.430	180.976	181.863
Primary products.		334515-P	12/83	171.751	172.013	172.075	173.114	174.052
Test equipment for testing electrical, radio, and communication circuits, and motors.		334515-4	12/83	172.975	173.309	173.389	174.437	175.381
Secondary products and miscellaneous receipts.		334515-SM						
Analytical laboratory instrument mfg.	334516		12/85	186.385	186.330	186.861	186.806	186.755
Primary products.		334516-P	12/85	187.338	187.283	187.828	187.770	187.717
Analytical and scientific instruments, excluding optical.		334516-0	12/85	187.338	187.283	187.828	187.770	187.717
Secondary products and miscellaneous receipts.		334516-SM						
Irradiation apparatus mfg.	334517		06/90	124.147	124.147	124.147	124.147	124.153
Primary products.		334517-P	06/85	125.081	125.081	125.081	125.081	125.081
Irradiation (ionizing radiation) equipment.		334517-0	06/85	125.081	125.081	125.081	125.081	125.081
Secondary products and miscellaneous receipts.		334517-SM						
Other measuring and controlling device mfg.	334519		06/85	205.024	206.550	206.669	207.248	207.511
Primary products.		334519-P	06/85	196.345	197.441	197.561	198.140	198.444
Physical properties testing & inspection equipment and kinematic testing & measuring equipment.		334519-4	06/85	200.919	201.370	201.370	201.370	201.370
Nuclear radiation detection and monitoring instruments.		334519-5	06/85	248.578	248.578	248.578	248.578	248.578
Commercial, geophysical, meteorological, and general-purpose instruments and equipment.		334519-7	06/85	196.724	200.600	200.928	203.511	204.867
Secondary products and miscellaneous receipts.		334519-SM						
Miscellaneous receipts.		334519-M	06/85	273.975	288.614	288.625	288.662	287.328
Manufacturing and reproducing magnetic and optical media.	3346		12/03	117.753	118.215	118.416	117.933	118.134
Manufacturing and reproducing magnetic and optical media.	33461		12/03	117.753	118.215	118.416	117.932	118.134
Manufacturing and reproducing magnetic and optical media.	334610		01/19	137.976	138.517	138.753	138.186	138.422
Primary products.		334610-P	01/19	139.161	139.707	139.945	139.374	139.612
Electrical equipment and appliance mfg.	335		12/03	197.287	198.193	197.594	198.041	198.643
Electric lighting equipment mfg.	3351		12/03	153.166	153.070	153.428	153.492	153.651
Electric lighting equipment mfg.	33513		12/22	103.251	103.186	103.428	103.471	103.579
Residential electric lighting fixture mfg.	335131		12/83	248.751	248.753	248.755	248.756	248.738
Primary products.		335131-P	12/83	256.066	256.068	256.070	256.071	256.050
Residential-type electric lighting fixtures (except portable), including parts and accessories.		335131-1	12/83	232.944	232.945	232.945	232.945	232.935
Residential-type portable lighting fixtures, including parts and accessories.		335131-4	12/83	294.804	294.809	294.814	294.816	294.776
Secondary products and miscellaneous receipts.		335131-SM						
Secondary products.		335131-S	12/83	317.168	317.168	317.168	317.168	317.168
Nonresidential electric lighting fixture mfg.	335132		06/81	264.754	264.420	265.420	265.632	266.186

See footnotes at end of table.

Table 11. Producer price indexes for net output of selected industries and their products, not seasonally adjusted — Continued
 [November 2023]

Title ¹	Industry code	Product code	Index base	Unadjusted index ²				
				July 2023	Aug. 2023 ^P	Sept. 2023 ^P	Oct. 2023 ^P	Nov. 2023 ^P
Nonresidential electric lighting fixture mfg - Continued								
Primary products.....		335132-P	06/81	262.757	262.393	263.483	263.714	264.319
Commercial and institutional-type electric lighting fixtures, including parts and accessories.....		335132-1	06/81	251.676	251.260	252.504	252.767	253.528
Industrial-type electric lighting fixtures, including parts and accessories.....		335132-5	06/81	295.087	295.087	295.087	295.087	294.652
Secondary products and miscellaneous receipts.....		335132-SM						
Other lighting equipment, including lamps and bulbs mfg.....	335139		06/85	181.522	181.520	181.735	181.746	181.752
Primary products.....		335139-P	12/22	104.388	104.388	104.507	104.507	104.507
Electric lamp bulb, tubes, and components.....		335139-1	12/83	89.340	89.340	89.752	89.752	89.752
Outdoor lighting equipment (including parts and accessories).....		335139-2	06/85	209.474	209.474	209.474	209.474	209.474
Secondary products and miscellaneous receipts.....		335139-SM						
Household appliance mfg.....	3352		12/84	161.857	162.699	162.558	162.589	164.027
Small electrical appliance mfg.....	33521		12/03	131.180	131.450	131.263	131.249	131.765
Small electrical appliance mfg.....	335210		12/11	119.213	119.459	119.289	119.276	119.745
Primary products.....		335210-P	12/11	119.738	119.964	119.787	119.779	120.267
Parts and attachments for small electric household appliances, including fan parts.....		335210-5	12/82	193.285	193.022	193.022	193.022	193.022
Household vacuum cleaners and other floor care machines (including parts and attachments).....		335210-6	12/82	129.565	130.671	129.764	130.082	130.883
Other small electric household appliances, including fans.....		335210-7	05/21	116.649	116.655	116.661	116.572	116.980
Secondary products and miscellaneous receipts.....		335210-SM						
Secondary products.....		335210-S	12/82	208.809	208.706	208.781	208.806	208.908
Major household appliance mfg.....	33522		12/03	164.494	165.446	165.319	165.361	166.973
Major household appliance mfg.....	335220		05/16	134.272	135.050	134.946	134.980	136.297
Primary products.....		335220-P	05/16	133.570	134.401	134.289	134.355	135.737
Household cooking appliances.....		335220-1	06/81	170.445	173.631	173.890	174.109	176.489
Electric household ranges, ovens (including microwave), surface cooking units, and equipment.....		335220-11	06/81	147.834	149.158	148.571	149.278	150.962
Gas household ranges, ovens, surface cooking units, and equipment (incl. parts and accessories).....		335220-13	06/81	165.235	168.471	168.939	168.491	172.581
Other household ranges and cooking equipment, including outdoor equipment.....		335220-15	06/81	245.442	254.411	256.897	257.237	257.237
Household refrigerators and home freezers.....		335220-2	12/81	127.064	126.295	126.139	125.915	127.410
Household refrigerators, including combination refrigerator-freezers.....		335220-21	12/81	119.717	119.083	118.991	118.616	120.035
Other major household appliances.....		335220-8	12/82	308.028	308.332	307.209	307.568	309.560
Household water heaters, electric, for permanent installation.....		335220-81	12/82	559.713	559.713	559.713	559.713	559.713
Household water heaters, excluding electric.....		335220-83	12/82	561.307	561.307	561.307	561.307	561.307
Secondary products and miscellaneous receipts.....		335220-SM						
Miscellaneous receipts.....		335220-M	05/16	137.090	137.090	137.090	137.090	137.090
Electrical equipment mfg.....	3353		12/03	205.652	206.670	206.827	207.600	208.633
Electrical equipment mfg.....	33531		12/03	205.652	206.670	206.827	207.600	208.633
Electric power and specialty transformer mfg.....	335311		06/81	416.845	418.587	418.587	419.312	419.312
Primary products.....		335311-P	06/81	411.181	412.949	412.949	413.606	413.606
Secondary products and miscellaneous receipts.....		335311-SM						
Motor and generator mfg.....	335312		06/83	282.463	285.100	285.289	285.552	285.100
Primary products.....		335312-P	06/83	281.268	284.077	284.306	284.547	283.776
Parts, supplies for motors, generators, generator sets, and other rotating equipment.....		335312-C	12/87	284.351	292.003	293.487	293.487	293.445
Other motors and generators n.e.c.....		335312-F	06/06	157.503	159.354	159.354	159.637	158.737
Fractional horsepower motors (rated at less than 746 watts) (except hermetics) ...		335312-1	06/83	211.775	212.262	212.262	212.262	212.262
Integral horsepower motors & generators other than for land transport equipment (exc hermetics).....		335312-3	06/83	418.694	418.694	418.694	418.694	418.694
Secondary products and miscellaneous receipts.....		335312-SM						
Miscellaneous receipts.....		335312-M	12/86	285.137	285.137	285.137	285.747	285.747
Secondary products.....		335312-S	06/83	263.769	266.478	266.711	267.095	272.078
Switchgear and switchboard apparatus mfg.....	335313		06/85	301.004	302.695	303.187	305.577	310.031
Primary products.....		335313-P	06/85	312.467	314.312	314.844	316.616	321.435
Switchgear, excluding ducts and relays.....		335313-A	06/85	347.339	350.564	351.557	353.191	359.236
Low voltage panelboards and distribution boards, 1000 volts or less.....		335313-3	06/85	275.121	275.224	275.224	275.224	275.224
Secondary products and miscellaneous receipts.....		335313-SM						
Relay and industrial control mfg.....	335314		06/85	274.966	274.966	275.015	275.618	276.059
Primary products.....		335314-P	06/85	293.532	293.532	293.532	294.061	294.543
Specific-purpose industrial controls.....		335314-C	01/19	124.591	124.591	124.591	124.825	124.829
General-purpose industrial controls.....		335314-F	01/19	137.645	137.645	137.645	137.856	138.298
Relays for electronic circuitry, industrial control overload and switchgear type. ...		335314-1	06/90	225.683	225.683	225.683	225.683	225.683
Parts for industrial controls and motor-control accessories.....		335314-7	06/90	257.357	257.357	257.357	258.970	258.970
Secondary products and miscellaneous receipts.....		335314-SM						

See footnotes at end of table.

Table 11. Producer price indexes for net output of selected industries and their products, not seasonally adjusted — Continued
 [November 2023]

Title ¹	Industry code	Product code	Index base	Unadjusted index ²				
				July 2023	Aug. 2023 ^P	Sept. 2023 ^P	Oct. 2023 ^P	Nov. 2023 ^P
Relay and industrial control mfg - Continued								
Miscellaneous receipts.....		335314-M	06/85	289.180	289.180	289.180	292.624	292.624
Other electrical equipment & component mfg.....	3359		12/03	226.183	227.404	225.578	226.143	226.003
Storage battery mfg.....	33591		12/03	196.793	196.881	196.900	196.491	196.297
Battery mfg.....	335910		12/84	266.063	266.181	266.207	265.653	265.391
Primary products.....		335910-P	12/84	268.642	268.767	268.794	268.225	267.959
Storage batteries.....		335910-1	12/84	268.985	268.985	268.985	268.397	268.397
Storage batteries, lead acid type, BCI dimensional size group 8D or smaller. . . .		335910-11	12/84	259.436	259.436	259.436	258.557	258.557
Storage batteries, lead acid type, larger than BCI dimensional size group 8D. . .		335910-12	12/84	316.397	316.397	316.397	316.397	316.397
Primary batteries.....		335910-2	12/80	255.557	256.076	256.190	255.709	254.601
Secondary products and miscellaneous receipts.....		335910-SM						
Secondary products.....		335910-S	12/84	297.600	297.600	297.600	297.181	296.819
Communication & energy wire & cable mfg.....	33592		12/03	269.840	273.589	264.290	266.854	267.795
Fiber optic cable mfg.....	335921		12/03	93.306	93.306	93.306	91.129	91.129
Primary products.....		335921-P	12/03	93.781	93.781	93.781	91.554	91.554
Fiber optic cable, made from purchased fiber optic strand.....		335921-0	12/03	93.781	93.781	93.781	91.554	91.554
Secondary products and miscellaneous receipts.....		335921-SM						
Other communication and energy wire mfg.....	335929		12/03	316.653	322.065	308.636	314.040	315.400
Primary products.....		335929-P	12/03	332.788	338.679	324.305	330.499	331.905
Electronic wire and cable, made of nonferrous metals (purchased wire).....		335929-A	12/82	316.922	316.922	316.922	316.922	316.922
Other insulated wire & cable, incl control & signal, made of nonferrous metals (purchased wire).....		335929-F	12/11	145.308	147.379	149.225	149.939	151.252
Power wire and cable, made from nonferrous metals (purchased wire).....		335929-1	12/82	629.983	651.826	586.304	610.607	614.085
Secondary products and miscellaneous receipts.....		335929-SM						
Wiring device mfg.....	33593		12/03	247.966	249.412	249.527	250.525	250.164
Current-carrying wiring device mfg.....	335931		12/81	294.283	297.754	298.278	299.405	298.766
Primary products.....		335931-P	12/81	284.907	288.367	288.912	289.918	289.776
Current-carrying wiring devices n.e.c.....		335931-A	06/06	192.518	194.915	195.699	195.284	195.345
Current-carrying switches for electrical circuitry (including vehicular switches).....		335931-1	12/99	175.537	175.651	175.299	175.718	175.718
Current-carrying wire connectors for electrical circuitry.....		335931-9	12/81	239.865	246.195	246.286	251.734	250.848
Secondary products and miscellaneous receipts.....		335931-SM						
Secondary products.....		335931-S	12/81	313.898	315.244	315.221	315.222	314.956
Noncurrent-carrying wiring device mfg.....	335932		12/81	546.565	546.014	545.437	547.772	547.437
Primary products.....		335932-P	12/81	549.240	548.603	547.937	550.634	550.247
Noncurrent-carrying electrical conduit and conduit fittings, incl. plastic conduit & fittings.....		335932-4	12/81	627.087	625.980	622.323	628.249	628.249
Other noncurrent-carrying wiring devices and supplies (boxes, covers, bar hangers, etc.).....		335932-6	12/81	510.277	509.584	513.045	513.912	512.361
Secondary products and miscellaneous receipts.....		335932-SM						
All other electrical equipment & component mfg.....	33599		12/03	168.986	169.121	169.059	168.673	168.183
Carbon and graphite product mfg.....	335991		06/85	226.166	226.811	226.479	226.307	225.813
Primary products.....		335991-P	06/85	239.809	240.501	240.145	239.960	239.431
Carbon and graphite products, including electrodes for electric arc furnaces.....		335991-0	06/85	239.809	240.501	240.145	239.960	239.431
Secondary products and miscellaneous receipts.....		335991-SM						
Miscellaneous receipts.....		335991-M	10/88	149.998	149.998	149.998	149.998	-
Miscellaneous electrical equipment mfg.....	335999		12/03	160.465	160.483	160.483	160.037	159.536
Primary products.....		335999-P	12/03	158.201	158.223	158.223	157.695	157.102
Rectifying apparatus.....		335999-3	12/85	210.586	210.586	210.586	210.586	210.586
All miscellaneous electrical equipment except rectifying apparatus.....		335999-4	06/08	141.740	141.762	141.762	141.231	140.634
Secondary products and miscellaneous receipts.....		335999-SM						
Transportation equipment manufacturing.....	336		12/03	139.765	139.745	139.806	140.410	140.692
Motor vehicle manufacturing.....	3361		12/03	124.034	123.934	123.929	125.278	125.567
Automobile and light truck manufacturing.....	33611		12/03	121.555	121.447	121.441	122.889	123.193
Automobile, light truck and utility vehicle mfg.....	336110		06/82	167.295	167.146	167.138	169.130	169.549
Primary products.....		336110-P	06/82	165.170	165.022	165.014	166.922	167.338
Passenger cars and chassis.....		336110-1	06/82	139.223	139.315	139.315	141.969	141.927
Trucks, truck tractors, & bus chassis 14,000 lb or less, incl. minivans & suvs.....		336110-2	06/82	196.057	195.812	195.801	197.730	198.350
Secondary products and miscellaneous receipts.....		336110-SM						
Heavy duty truck manufacturing.....	33612		12/03	160.903	160.904	160.906	160.955	161.039
Heavy duty truck mfg.....	336120		12/03	160.952	160.953	160.954	161.004	161.088
Primary products.....		336120-P	12/03	162.448	162.448	162.448	162.498	162.584
Trucks, truck tractors, and bus chassis (chassis of own manufacture) 14,001 to 33,000 lbs.....		336120-1	12/03	171.677	171.677	171.677	171.677	172.123

See footnotes at end of table.

Table 11. Producer price indexes for net output of selected industries and their products, not seasonally adjusted — Continued
 [November 2023]

Title ¹	Industry code	Product code	Index base	Unadjusted index ²				
				July 2023	Aug. 2023 ^P	Sept. 2023 ^P	Oct. 2023 ^P	Nov. 2023 ^P
Heavy duty truck mfg - Continued								
Buses, including military and firefighting vehicles (chassis of own manufacture) . . .		336120-3	12/03	172.917	172.917	172.917	—	—
Secondary products and miscellaneous receipts		336120-SM						
Motor vehicle body and trailer manufacturing	3362		12/03	202.081	202.265	202.435	202.439	202.417
Motor vehicle body and trailer manufacturing	33621		12/03	202.439	202.623	202.793	202.797	202.775
Motor vehicle body mfg.	336211		12/82	338.428	338.579	338.878	340.315	340.544
Primary products		336211-P	12/82	333.946	334.091	334.394	335.925	336.158
Other truck and vehicle bodies, sold separately		336211-5	12/08	152.176	152.176	152.176	152.176	152.176
Dump truck bodies, for sale separately		336211-5A	12/08	169.821	169.821	169.821	169.821	—
All other truck and vehicle bodies, sold separately		336211-5B	12/08	151.082	151.082	151.082	151.082	151.082
Buses and firefighting vehicles, complete, produced on purchased chassis		336211-7	12/08	130.016	130.174	130.334	130.334	130.426
Other trucks and vehicles, complete, produced on purchased chassis		336211-9	12/08	161.052	161.102	161.654	161.711	162.398
Other trucks and vehicles, complete, produced on purchased chassis, except upfitting trucks		336211-91	09/15	144.825	144.938	146.208	146.338	147.917
Secondary products and miscellaneous receipts		336211-SM						
Secondary products		336211-S	12/82	291.345	291.543	291.742	291.742	291.877
Truck trailer mfg.	336212		12/79	369.168	369.168	368.587	367.595	367.615
Primary products		336212-P	12/79	367.424	367.424	366.822	365.825	365.843
Truck trailers and chassis, axle rating 10,000 lbs or more		336212-1	12/79	352.206	352.206	351.574	350.527	350.546
Truck trailers and chassis, axle rating less than 10,000 lbs.		336212-3	11/84	482.607	482.607	482.607	482.607	482.607
Secondary products and miscellaneous receipts		336212-SM						
Secondary products		336212-S1	05/21	143.363	143.365	143.360	143.377	143.917
Motor home mfg.	336213		06/84	217.963	217.963	217.963	218.271	218.271
Primary products		336213-P	06/84	213.878	213.878	213.878	214.186	214.186
Motor homes built on purchased chassis		336213-0	06/06	127.507	127.507	127.507	127.690	127.690
Secondary products and miscellaneous receipts		336213-SM1						
Travel trailer and camper mfg.	336214		12/03	208.511	208.965	209.557	209.232	209.054
Primary products		336214-P	12/03	209.713	210.135	211.055	210.753	210.588
Travel trailers		336214-1	06/84	282.150	282.755	282.040	281.432	281.432
Conventional travel trailers		336214-19	12/11	170.548	171.129	170.531	170.155	170.155
Fifth wheel travel trailers		336214-1A	12/11	174.620	174.620	—	—	—
Automobile and light truck trailers		336214-3	12/92	262.276	263.137	268.160	268.160	266.988
Camping trailers, campers, pick-up covers, and parts		336214-5	06/84	344.148	344.148	350.175	350.175	350.175
Other parts and components, excluding appliances and furnishings		336214-53	06/84	344.468	—	351.999	351.999	351.999
Truck campers, caps, box covers, and fold-down camping trailers		336214-56	06/14	145.460	145.460	146.737	146.737	146.737
Secondary products and miscellaneous receipts		336214-SM						
Secondary products		336214-S	06/84	250.018	250.018	248.780	248.750	248.750
Motor vehicle parts manufacturing	3363		12/03	127.236	127.173	127.282	127.488	127.596
Motor vehicle gasoline engine and parts mfg.	33631		12/03	127.494	127.918	128.232	128.299	128.520
Motor vehicle gasoline engine and engine parts mfg.	336310		12/03	127.982	128.408	128.723	128.790	129.012
Primary products		336310-P	12/03	127.685	128.118	128.451	128.532	128.769
Gasoline engines and engine parts (excluding carburetors)		336310-2	12/03	126.755	127.145	127.482	127.627	127.624
Carburetors, pistons, piston rings, and valves		336310-3	12/82	197.234	198.598	198.986	197.991	202.466
Secondary products and miscellaneous receipts		336310-SM						
Miscellaneous receipts		336310-M1	09/18	121.247	121.247	121.247	121.247	121.247
Secondary products		336310-S	12/11	117.042	117.276	117.228	117.007	116.918
Motor vehicle electric equipment	33632		12/03	122.826	122.817	122.823	122.933	122.937
Motor vehicle electrical and electronic equipment mfg.	336320		12/03	122.358	122.349	122.356	122.464	122.469
Primary products		336320-P	12/03	116.176	116.179	116.180	116.271	116.281
Vehicular lighting equipment		336320-1	12/83	138.077	138.077	138.077	138.333	138.416
Other motor vehicle electrical and electronic equipment		336320-2	12/03	116.105	116.108	116.110	116.168	116.163
Battery charging alternators, generators, and regulators		336320-23	12/82	137.812	137.856	137.875	138.666	138.600
Parts for engine electrical and electronic equipment		336320-2A	12/82	167.365	167.365	167.365	167.365	167.365
All other miscellaneous non-engine electrical and electronic equipment		336320-2D	12/03	119.966	119.966	119.966	119.966	119.966
All other miscellaneous complete engine electrical equipment, including spark plugs		336320-2U	12/82	129.569	129.569	129.569	129.569	129.569
Secondary products and miscellaneous receipts		336320-SM						
Miscellaneous receipts		336320-M	12/03	142.477	141.844	142.125	142.873	142.512
Secondary products		336320-S	12/03	130.160	130.160	130.160	130.160	130.160
Motor vehicle steering and suspension parts	33633		12/03	110.848	110.793	110.793	112.081	112.009
Motor vehicle steering and suspension components (except spring) manufacturing	336330		12/03	110.639	110.583	110.583	111.870	111.798
Primary products		336330-P	12/03	107.503	107.503	107.503	108.830	108.830
Motor vehicle steering and suspension components (excluding spring), new and rebuilt		336330-0	12/99	107.306	107.306	107.306	108.631	108.631
Secondary and miscellaneous receipts		336330-SM						

See footnotes at end of table.

Table 11. Producer price indexes for net output of selected industries and their products, not seasonally adjusted — Continued
 [November 2023]

Title ¹	Industry code	Product code	Index base	Unadjusted index ²				
				July 2023	Aug. 2023 ^P	Sept. 2023 ^P	Oct. 2023 ^P	Nov. 2023 ^P
Motor vehicle brake system manufacturing.....	33634		12/03	139.520	139.918	139.953	139.155	138.689
Motor vehicle brake system mfg.....	336340		12/03	139.502	139.900	139.935	139.137	138.670
Primary products.....		336340-P	12/03	140.518	140.941	140.978	140.130	139.634
Motor vehicle brake parts and assemblies, new.....		336340-1	12/88	148.553	149.044	149.088	148.190	147.666
Motor vehicle drum brake assemblies and parts, new.....		336340-1E	12/05	151.485	151.975	151.947	149.950	149.950
Motor vehicle disc brake assemblies and parts, new.....		336340-1F	12/11	137.222	137.222	137.222	136.795	136.795
Other motor vehicle brake parts and assemblies, new.....		336340-1G	12/99	123.325	124.003	124.104	123.749	122.725
Secondary products and miscellaneous receipts.....		336340-SM						
Motor vehicle power train components mfg.....	33635		12/03	135.824	135.898	136.019	135.675	135.701
Motor vehicle transmission and power train parts manufacturing.....	336350		12/03	134.212	134.286	134.406	134.065	134.091
Primary products.....		336350-P	12/03	128.591	128.663	128.780	128.441	128.467
Motor vehicle drive train components, excluding wheels and brakes, new.....		336350-2	12/88	132.056	132.133	132.102	131.735	131.764
Motor vehicle transmissions (except auxiliary and parts), new.....		336350-20	06/12	115.464	115.724	115.724	115.282	115.282
Parts for manual and automatic transmissions, new.....		336350-23	12/88	130.843	130.814	130.755	130.604	129.928
Other motor vehicle drive train components, except wheels and brakes, new.....		336350-25	12/99	99.264	99.113	99.071	98.817	99.410
Motor vehicle drive train components, rebuilt.....		336350-3	12/03	143.727	143.736	146.904	146.904	146.904
Secondary products and miscellaneous receipts.....		336350-SM						
Secondary products.....		336350-S	12/03	139.067	139.067	139.067	139.604	139.512
Motor vehicle seating and interior trim mfg.....	33636		12/03	113.747	113.375	113.514	113.574	113.884
Motor vehicle seating and interior trim mfg.....	336360		12/03	113.687	113.305	113.446	113.505	113.815
Primary products.....		336360-P	12/03	111.769	111.749	112.236	112.036	112.354
Automobile trimmings.....		336360-1	12/03	93.140	93.041	93.041	93.041	93.471
Seats for public conveyance and aircraft.....		336360-3	12/01	117.395	117.486	117.520	117.729	117.924
Secondary products and miscellaneous receipts.....		336360-SM						
Secondary products.....		336360-S	12/03	160.790	152.868	154.482	154.493	154.302
Motor vehicle metal stamping.....	33637		12/03	128.254	127.833	127.969	129.928	130.031
Motor vehicle metal stamping.....	336370		12/82	140.468	140.008	140.156	142.302	142.415
Primary products.....		336370-P	12/82	131.468	131.079	131.229	133.294	133.390
Automotive job stampings (truck, bus, and passenger car).....		336370-0	12/82	131.468	131.079	131.229	133.294	133.390
Secondary products and miscellaneous receipts.....		336370-SM						
Secondary products.....		336370-S	12/82	142.786	142.306	142.207	142.754	143.348
Other motor vehicle parts manufacturing.....	33639		12/03	127.674	127.435	127.456	127.293	127.468
Other motor vehicle parts mfg.....	336390		12/03	130.212	129.968	129.989	129.823	130.001
Primary products.....		336390-P	12/03	127.675	127.443	127.467	127.312	127.493
Filters, new, internal combustion engines and motor vehicles.....		336390-A	12/82	190.874	190.874	190.874	190.874	191.544
Motor vehicle air-conditioning systems and compressors.....		336390-B	12/03	102.307	—	—	—	—
All other motor vehicle parts and accessories, including trailer hitches.....		336390-8	12/03	117.553	117.588	117.608	117.731	117.558
Secondary products and miscellaneous receipts.....		336390-SM						
Miscellaneous receipts.....		336390-M	12/11	122.730	120.226	120.226	116.678	116.678
Secondary products.....		336390-S	12/11	127.996	128.150	128.078	128.633	128.637
Aerospace product and parts manufacturing.....	3364		06/85	267.488	267.575	267.668	267.855	268.628
Aerospace product and parts manufacturing.....	33641		06/85	267.488	267.575	267.668	267.855	268.628
Aircraft mfg.....	336411		12/85	278.427	278.386	278.537	278.773	278.890
Primary products.....		336411-P	12/85	266.782	266.740	266.894	267.108	267.173
Civilian aircraft.....		336411-3	12/85	333.947	333.873	334.144	334.365	334.258
Military aircraft.....		336411-4	06/13	104.662	104.662	104.662	104.662	104.827
Secondary products and miscellaneous receipts.....		336411-SM						
Secondary products.....		336411-S	12/85	481.239	481.239	481.239	482.063	483.762
Aircraft engine and engine parts mfg.....	336412		12/85	258.025	258.518	258.426	258.480	263.316
Primary products.....		336412-P	12/85	255.916	256.908	256.704	256.822	258.849
Aeronautical services on aircraft engines.....		336412-5	12/85	259.780	259.780	259.780	259.780	274.609
Aircraft engine parts and accessories.....		336412-7	12/85	268.028	270.568	270.046	270.350	270.350
Parts and accessories for military aircraft engines.....		336412-75	12/11	125.697	125.664	125.664	125.664	125.664
Parts and accessories for civilian aircraft engines.....		336412-77	12/11	118.422	120.127	119.780	119.982	119.982
Secondary products and miscellaneous receipts.....		336412-SM						
Secondary products.....		336412-S	12/85	247.123	247.337	247.337	247.337	254.454
Other aircraft parts and equipment mfg.....	336413		06/85	206.406	206.867	206.776	206.811	207.120
Primary products.....		336413-P	06/85	201.588	202.043	201.954	201.989	202.301
Aircraft propellers and helicopter rotors.....		336413-1	12/91	221.067	221.067	221.067	221.067	223.145
Aircraft parts and auxiliary equipment.....		336413-7	06/85	193.500	193.980	193.886	193.923	194.095
Aircraft landing gear for civilian and military aircraft.....		336413-72	06/08	187.527	187.527	187.527	187.311	187.311
Other aircraft subassemblies and parts for military aircraft.....		336413-73	06/08	125.533	125.962	125.533	125.753	126.547
Other aircraft subassemblies and parts for civilian aircraft.....		336413-74	06/08	114.174	114.470	114.470	114.470	114.470
Secondary products and miscellaneous receipts.....		336413-SM						

See footnotes at end of table.

Table 11. Producer price indexes for net output of selected industries and their products, not seasonally adjusted — Continued
 [November 2023]

Title ¹	Industry code	Product code	Index base	Unadjusted index ²				
				July 2023	Aug. 2023 ^P	Sept. 2023 ^P	Oct. 2023 ^P	Nov. 2023 ^P
Other aircraft parts and equipment mfg - Continued								
Secondary products.....		336413-S	06/85	253.517	253.976	253.545	253.545	253.545
Railroad rolling stock manufacturing.....	3365		06/84	228.802	228.802	228.803	228.849	228.854
Railroad rolling stock manufacturing.....	33651		06/84	228.881	228.881	228.881	228.927	228.933
Railroad rolling stock mfg.....	336510		06/84	228.680	228.681	228.681	228.727	228.732
Primary products.....		336510-P	06/84	235.278	235.278	235.278	235.469	235.469
Street, subway, trolley, and rapid transit cars, and railway maintenance equipment and parts.....		336510-5	06/84	192.980	192.980	192.980	193.313	193.313
Railway maintenance of way equipment & parts, parts for all railcars, & other railway vehicles.....		336510-54	06/84	195.371	195.371	195.371	195.779	195.779
Air brake and other brake equipment.....		336510-541	06/84	129.370	129.370	129.370	130.629	130.629
Secondary products and miscellaneous receipts.....		336510-SM						
Miscellaneous receipts.....		336510-M	06/84	167.982	167.982	167.982	167.982	167.982
Secondary products.....		336510-S1	12/11	113.241	113.267	113.285	113.302	113.574
Ship and boat building.....	3366		12/84	276.661	277.195	278.067	278.521	279.603
Ship and boat building.....	33661		12/84	276.671	277.206	278.078	278.532	279.614
Ship building and repairing.....	336611		12/85	243.313	244.268	244.351	244.742	246.023
Primary products.....		336611-P	12/85	232.492	233.494	233.582	233.968	235.232
Ship repair, nonmilitary.....		336611-A	12/85	312.469	320.363	320.477	320.477	330.164
Military self-propelled ships, new construction.....		336611-5	12/85	191.240	191.240	191.240	191.934	192.043
Ship repair, military.....		336611-8	12/85	206.475	206.992	206.992	206.992	207.509
Nonmilitary self-propelled ships, new construction.....		336611-9	12/85	408.524	408.524	410.228	410.228	410.228
Secondary products and miscellaneous receipts.....		336611-SM2						
Boat building.....	336612		12/81	377.856	376.964	380.442	381.088	381.464
Primary products.....		336612-P	12/81	376.855	375.950	379.393	380.048	380.428
Outboard motorboats, including commercial and military (except sailboats and lifeboats).....		336612-1	12/81	452.999	451.571	456.507	457.252	457.570
Outboard motorboats, wood or metal, incl. comm. and military (exc. sailboats and lifeboats).....		336612-11	06/11	177.209	174.875	175.892	176.233	176.583
Outboard motorboats, plastics/fiberglass, incl. comm. and mil. (exc. sailboats and lifeboats).....		336612-14	06/11	169.149	169.548	171.870	172.122	172.122
Inboard motorboats, including commercial and military (except sailboats and lifeboats).....		336612-3	12/81	367.524	368.596	370.649	371.430	371.941
Inboard cabin cruisers, including commercial and military (except sailboats and lifeboats).....		336612-31	06/11	149.616	149.616	151.326	151.798	152.107
Other inboard motorboats, including commercial and military (except sailboats and lifeboats).....		336612-32	06/11	156.421	157.813	156.813	156.813	156.813
Inboard-outdrive boats, including commercial and military (except sailboats and lifeboats).....		336612-5	12/81	298.806	298.806	298.806	299.824	299.824
All other inboard-outdrive boats, incl. comm. and military (except sailboats and lifeboats).....		336612-52	06/11	142.333	142.333	142.333	142.855	142.855
All other boats (excluding military and commercial).....		336612-8	12/81	299.948	299.948	299.948	299.948	302.113
Secondary products and miscellaneous receipts.....		336612-SM						
Miscellaneous receipts.....		336612-M	12/88	329.942	330.227	341.350	341.350	341.350
Other transportation equipment manufacturing.....	3369		12/03	128.094	128.095	128.080	128.085	128.144
Other transportation equipment manufacturing.....	33699		12/03	128.094	128.095	128.080	128.085	128.144
Motorcycle, bicycle, and parts mfg.....	336991		12/84	160.628	160.628	160.628	160.637	160.820
Primary products.....		336991-P	12/84	165.971	165.971	165.971	165.982	166.191
Motorcycles, including three-wheel motorbikes, motorscooters, mopeds, and parts.....		336991-3	12/84	189.765	189.765	189.765	189.765	189.765
Bicycles, including parts (excluding children's 2-wheel sidewalk cycles).....		336991-4	12/84	157.088	157.088	157.088	157.155	158.452
Cycles, all types, tubular construction.....		336991-42	12/98	129.558	129.558	129.558	129.558	129.746
Parts for bicycles, unicycles, and adult tricycles.....		336991-45	12/84	165.134	165.134	165.134	165.269	167.663
Secondary products and miscellaneous receipts.....		336991-SM						
Secondary products.....		336991-S	12/84	184.854	184.854	184.854	184.854	—
All other transportation equipment mfg.....	336999		12/03	130.959	130.960	130.933	130.938	130.932
Primary products.....		336999-P	12/03	129.068	129.068	129.041	129.046	129.039
All-terrain vehicles and parts.....		336999-4	06/08	118.050	118.052	118.060	118.063	118.073
All other miscellaneous transportation equipment.....		336999-6	06/08	121.637	121.636	121.589	121.594	121.594
Secondary products and miscellaneous receipts.....		336999-SM						
Secondary products.....		336999-S	12/03	173.865	173.865	173.865	173.865	173.865
Furniture & related product mfg.....	337		12/84	269.692	269.238	269.183	268.259	268.569
HH & institutional furniture & kitchen cabinet mfg.....	3371		12/84	255.580	255.333	255.377	253.410	253.601
Wood kitchen cabinet & countertop mfg.....	33711		12/03	158.429	157.838	157.838	158.059	157.965
Wood kitchen cabinet and countertop mfg.....	337110		06/84	267.495	266.508	266.508	266.878	266.712
Primary products.....		337110-P	12/03	158.620	157.569	157.569	157.963	158.123

See footnotes at end of table.

Table 11. Producer price indexes for net output of selected industries and their products, not seasonally adjusted — Continued
 [November 2023]

Title ¹	Industry code	Product code	Index base	Unadjusted index ²				
				July 2023	Aug. 2023 ^P	Sept. 2023 ^P	Oct. 2023 ^P	Nov. 2023 ^P
Wood kitchen cabinet and countertop mfg - Continued								
Custom wood kitchen cabinets, bathroom vanities, and related cabinet sold directly to customers.....		337110-H	03/04	146.969	144.417	144.417	145.374	147.087
Stock wood kitchen cabinets and related cabinetwork for permanent installation. ...		337110-1	06/84	247.875	246.134	246.134	246.787	245.850
Secondary products and miscellaneous receipts.....		337110-SM						
Household & institutional furniture mfg.....	33712		12/03	180.917	181.018	181.066	178.783	179.046
Upholstered household furniture mfg.....	337121		06/82	267.534	267.843	267.646	263.012	262.660
Primary products.....		337121-P	06/82	257.842	258.065	257.865	253.130	252.771
Upholstered household furniture, excl. dual-purpose sleep furniture.....		337121-1	06/82	254.033	254.295	254.078	248.246	247.823
Upholstered household sofas, davenports, settees, and loveseats, except custom.....		337121-11	06/82	255.078	255.078	254.834	247.045	246.422
Upholstered household sectional sofa pieces, except custom.....		337121-12	12/87	210.880	211.517	211.331	208.462	208.244
Upholstered household rocking chairs, including swivel rockers, except custom.....		337121-13	06/82	221.586	221.586	221.286	221.286	221.286
Other upholstered household furniture, including custom sold at retail.....		337121-15	06/05	187.825	188.328	188.192	188.192	188.192
Dual-purpose sleep furniture incl. futon, conv. sofa, jackknife & chair beds, except custom.....		337121-4	06/89	283.178	283.178	283.067	284.594	284.594
Secondary products and miscellaneous receipts.....		337121-SM						
Nonupholstered wood household furniture mfg.....	337122		12/79	354.180	354.180	354.187	343.720	343.725
Primary products.....		337122-P	12/79	378.051	378.051	378.051	363.635	363.635
Wood dining room, kitchen, outdoor, and ready-to-assemble furniture, excl. cabinets and custom.....		337122-G	12/22	110.077	110.077	110.077	103.044	103.044
Wood household den, family room, library, and living room furniture, except custom.....		337122-1	12/79	359.162	359.162	359.162	359.162	359.162
Wood bedroom furniture, including infants' and children's, except custom.....		337122-8	12/79	361.458	361.458	361.458	360.942	360.942
Secondary products and miscellaneous receipts.....		337122-SM						
Secondary products.....		337122-S	12/79	282.230	282.230	282.292	282.274	282.320
Household furniture (except wood and upholstered) mfg.....	337126		06/84	258.681	258.655	258.015	258.638	258.448
Primary products.....		337126-P	06/84	249.748	249.798	249.650	250.079	250.178
Metal dining room and kitchen furniture, incl. padded and plain chairs and stools..		337126-1	06/84	206.700	207.431	205.237	202.701	204.164
Metal outdoor and casual furniture, incl. beach, lawn, garden and porch.....		337126-3	06/84	355.802	355.802	355.802	359.169	359.169
Nonupholstered household furniture (except wood and metal).....		337126-6	12/85	140.969	140.969	140.969	140.969	-
Secondary products and miscellaneous receipts.....		337126-SM						
Secondary products.....		337126-S	06/84	304.140	303.393	298.128	300.504	297.572
Institutional furniture mfg.....	337127		12/03	207.560	207.539	208.476	208.781	210.976
Primary products.....		337127-P	12/03	209.668	209.678	210.657	210.984	213.255
Other institutional furniture.....		337127-B	12/11	156.940	156.604	156.390	156.760	157.100
School furniture (except stone and concrete), excl. library furniture.....		337127-1	12/84	374.843	376.377	384.775	386.434	388.161
Public building and related furniture, excl. bar, bowling, cafeteria, restaurant and school.....		337127-5	12/84	306.773	306.773	306.870	306.870	314.765
Public furniture (bar, bowling center, cafeteria, and restaurant).....		337127-8	12/03	198.887	198.788	199.806	199.806	199.806
Secondary products and miscellaneous receipts.....		337127-SM						
Miscellaneous receipts.....		337127-M	12/03	206.003	204.303	204.303	204.303	204.303
Secondary products.....		337127-S	12/03	178.785	178.313	178.329	177.970	178.841
Office furniture (including fixtures) mfg.....	3372		12/03	200.170	199.482	199.689	199.818	200.518
Office furniture (including fixtures) mfg.....	33721		12/03	200.171	199.482	199.689	199.818	200.519
Wood office furniture mfg.....	337211		06/85	271.392	271.392	271.392	271.392	271.392
Primary products.....		337211-P	06/85	266.018	266.018	266.018	266.018	266.018
Wood office furniture panel systems, desking systems, and other wood office furniture.....		337211-A	06/98	157.150	157.150	157.150	157.150	157.150
Wood office seating, including upholstered.....		337211-1	06/98	191.866	191.866	191.866	191.866	191.866
Wood office desks and desk extensions.....		337211-4	06/85	323.905	323.905	323.905	323.905	323.905
Wood office files, storage units, and tables.....		337211-7	06/98	182.818	182.818	182.818	182.818	182.818
Secondary products and miscellaneous receipts.....		337211-SM						
Secondary products.....		337211-S	06/85	279.875	279.875	279.875	279.875	279.875
Custom architectural woodwork and millwork.....	337212		12/03	178.840	179.066	179.112	181.081	181.081
Primary products.....		337212-P	12/03	174.753	174.984	174.984	177.043	177.043
Custom architectural woodwork, millwork, and fixtures.....		337212-0	12/03	174.753	174.984	174.984	177.043	177.043
Secondary products and miscellaneous receipts.....		337212-SM						
Office furniture, except wood, mfg.....	337214		12/79	414.639	413.170	412.032	412.581	409.857
Primary products.....		337214-P	12/79	415.619	414.134	412.980	413.528	410.797
Office furniture, other types, except wood, including panel systems.....		337214-A	12/79	498.966	493.549	492.100	495.800	488.099
Office seating, including upholstered, except wood.....		337214-1	12/79	292.507	292.507	292.507	292.507	292.507
Office desk and desk extensions, except wood.....		337214-4	12/79	475.577	475.577	475.484	474.968	474.968
Office files, storage units, and tables, except wood.....		337214-7	06/95	228.360	228.901	227.439	226.146	225.590
Secondary products and miscellaneous receipts.....		337214-SM						
Showcases, partitions, shelving, and lockers mfg.....	337215		12/03	213.731	211.728	213.154	210.822	215.170

See footnotes at end of table.

Table 11. Producer price indexes for net output of selected industries and their products, not seasonally adjusted — Continued
 [November 2023]

Title ¹	Industry code	Product code	Index base	Unadjusted index ²				
				July 2023	Aug. 2023 ^P	Sept. 2023 ^P	Oct. 2023 ^P	Nov. 2023 ^P
Showcases, partitions, shelving, and lockers mfg - Continued								
Primary products.....		337215-P	12/03	190.520	188.624	189.924	187.978	192.242
Bookstacks and other shelving, except wood.....		337215-A2	06/06	155.549	153.966	—	154.592	156.574
Storage racks and accessories, except wood.....		337215-E	12/83	267.072	253.799	253.513	253.513	253.513
Fixtures (bank, office, and store), except wood.....		337215-G	12/83	323.875	323.875	334.300	343.815	367.879
Wood furniture dimensions and nonwood furniture parts and frames.....		337215-L	12/06	199.631	—	—	—	—
Secondary products and miscellaneous receipts.....		337215-SM						
Other furniture related product mfg.....	3379		12/03	178.432	178.299	177.563	177.749	177.552
Mattress mfg.....	33791		12/03	178.550	178.367	177.355	177.610	177.340
Mattress mfg.....	337910		06/83	250.169	249.913	248.494	248.852	248.473
Primary products.....		337910-P	06/83	247.932	247.830	246.397	246.759	246.376
Mattress and foundation sets.....		337910-E	12/03	137.312	137.312	136.908	137.388	137.388
Innerspring mattresses, excluding crib-size.....		337910-1	01/04	205.154	206.823	204.868	204.868	203.997
Other mattresses, including crib, foam, waterbed mattresses and mattress inserts.....		337910-4	06/83	249.574	249.750	249.750	249.750	249.750
Foundations, excl. innerspring units, hybrid-type flotation, ensembles, and adjustable units.....		337910-7	12/03	200.668	200.702	197.580	198.370	198.370
Secondary products and miscellaneous receipts.....		337910-SM						
Blind & shade mfg.....	33792		12/03	194.841	194.841	194.841	194.841	194.841
Blind and shade mfg.....	337920		06/84	295.792	295.792	295.792	295.792	295.792
Primary products.....		337920-P	06/84	311.384	311.384	311.384	311.384	311.384
Other blinds and shades, including curtain and drapery fixtures, poles and rods.....		337920-8	06/84	228.386	228.386	228.386	228.386	228.386
Secondary products and miscellaneous receipts.....		337920-SM						
Miscellaneous mfg.....	339		12/03	144.951	145.005	145.063	145.171	145.484
Medical equipment & supplies mfg.....	3391		12/03	131.925	132.078	132.121	132.242	132.521
Medical equipment & supplies mfg.....	33911		12/03	131.927	132.080	132.123	132.244	132.523
Surgical and medical instrument mfg.....	339112		06/82	150.603	150.606	150.472	150.810	150.864
Primary products.....		339112-P	06/82	151.881	151.886	151.746	152.100	152.119
Surgical and medical instruments.....		339112-0	06/82	145.552	145.556	145.422	145.761	145.780
Surgical and orthopedic instruments.....		339112-01	06/12	114.508	114.508	114.540	114.540	114.540
Surgical and medical catheters.....		339112-05	06/82	115.470	115.470	115.470	115.594	115.725
Other surgical and medical apparatus and instruments, excluding parts.....		339112-06	06/12	103.984	103.984	103.649	103.649	103.649
Parts for surgical and medical apparatus and instruments.....		339112-09	06/12	113.541	113.610	113.610	113.623	113.623
Secondary products and miscellaneous receipts.....		339112-SM						
Secondary products.....		339112-S	10/82	124.888	124.888	124.888	124.888	125.700
Surgical appliance and supplies mfg.....	339113		06/83	237.162	237.785	238.271	237.679	238.873
Primary products.....		339113-P	06/83	242.570	243.246	243.787	243.124	244.452
Medical and surgical appliances and supplies, incl. orthopedic, prosthetic, and therapeutic.....		339113-2	06/83	229.351	229.872	230.386	229.629	231.168
Artificial joints and limbs.....		339113-21	06/83	328.949	329.790	330.146	328.719	327.475
Other orthopedic and prosthetic appliances.....		339113-22	12/03	99.513	99.513	99.825	99.807	99.807
Other medical and surgical appliances and supplies.....		339113-27	12/03	141.745	142.117	142.451	141.938	143.437
Hospital beds and specialized hospital furniture.....		339113-4	12/11	140.915	140.915	140.915	140.915	141.260
Personal industrial and nonindustrial safety equipment and clothing.....		339113-6	06/83	295.666	297.725	298.762	298.307	298.644
Secondary products and miscellaneous receipts.....		339113-SM						
Secondary products.....		339113-S	06/83	171.071	171.298	171.322	171.322	171.347
Dental equipment and supplies mfg.....	339114		06/85	464.625	465.579	465.302	471.544	471.592
Primary products.....		339114-P	06/85	443.075	443.831	443.802	450.011	450.045
Dental professional equipment and supplies.....		339114-1	06/97	205.188	205.440	205.423	206.533	206.552
Professional dental equipment.....		339114-11	06/85	330.529	330.620	330.604	333.541	333.427
Professional dental supplies.....		339114-12	06/85	296.803	297.746	297.700	297.209	297.501
Secondary products and miscellaneous receipts.....		339114-SM						
Ophthalmic goods mfg.....	339115		12/83	181.661	181.661	181.661	181.661	181.661
Primary products.....		339115-P	12/83	178.606	178.606	178.606	178.606	178.606
Secondary products and miscellaneous receipts.....		339115-SM						
Other miscellaneous mfg.....	3399		12/85	217.948	217.827	217.931	218.049	218.532
Jewelry & silverware mfg.....	33991		12/85	260.732	259.401	260.164	257.402	261.275
Jewelry and silverware mfg.....	339910		12/11	122.965	122.337	122.697	121.394	123.221
Primary products.....		339910-P	12/11	123.052	122.413	122.780	121.455	123.317
Jewelry, gold and platinum.....		339910-1	12/85	266.437	263.938	265.345	259.310	265.642
Costume jewelry and novelties.....		339910-4	12/03	166.118	166.118	166.118	166.118	166.118
All other jewelry and personal goods (excluding costume).....		339910-8	12/11	119.486	119.495	119.484	119.371	120.627
Secondary products and miscellaneous receipts.....		339910-SM						
Miscellaneous receipts.....		339910-M	12/11	127.986	127.910	127.922	127.691	—

See footnotes at end of table.

Table 11. Producer price indexes for net output of selected industries and their products, not seasonally adjusted — Continued
 [November 2023]

Title ¹	Industry code	Product code	Index base	Unadjusted index ²				
				July 2023	Aug. 2023 ^P	Sept. 2023 ^P	Oct. 2023 ^P	Nov. 2023 ^P
Sporting & athletic goods mfg.	33992		12/03	139.811	139.817	139.976	140.107	140.107
Sporting and athletic goods mfg.	339920		12/85	171.214	171.221	171.416	171.576	171.576
Primary products.		339920-P	12/85	167.130	167.137	167.296	167.457	167.457
Other sporting and athletic goods.		339920-A	12/85	176.430	176.430	176.430	176.430	176.430
Golf equipment, excluding apparel and shoes.		339920-4	12/85	83.131	83.149	83.150	83.557	—
Playground equipment.		339920-5	06/92	446.405	446.405	449.639	449.639	449.639
Gymnasium and exercise equipment.		339920-7	06/92	152.809	152.809	152.809	152.809	152.809
Secondary products and miscellaneous receipts.		339920-SM						
Secondary products.		339920-S	12/85	252.223	252.223	257.150	257.150	257.150
Doll, toy & game mfg.	33993		12/03	159.816	159.350	159.350	159.350	159.350
Doll, toy, and game mfg.	339930		06/85	193.023	192.442	192.442	192.442	192.442
Primary products.		339930-P	06/85	189.382	189.382	189.382	189.382	189.382
Models (operating & static), craft kits/supply, natural science kits, & collectors' miniatures.		339930-6	06/85	274.940	274.940	274.940	274.940	274.940
Other nonelectronic toys, including parts.		339930-8	06/85	196.346	196.346	196.346	196.346	196.346
Secondary products and miscellaneous receipts.		339930-SM						
Office supplies (exc paper) mfg.	33994		12/85	192.755	193.080	192.745	193.448	193.000
Office supplies, except paper, mfg.	339940		12/11	131.896	132.118	131.889	132.370	132.063
Primary products.		339940-P	12/11	127.691	127.907	127.669	128.116	127.800
Lead pencils, art goods, office supplies & small office equipment, excluding paper.		339940-2	12/03	150.818	150.818	150.818	150.818	150.818
Marking devices.		339940-3	12/85	187.336	187.336	186.379	191.321	191.321
Secondary products and miscellaneous receipts.		339940-SM						
Miscellaneous receipts.		339940-M	12/11	152.756	152.756	152.756	154.209	154.209
Secondary Products.		339940-S	12/11	158.693	159.346	159.346	159.346	159.281
Sign mfg.	33995		12/03	162.234	162.234	162.230	162.994	162.941
Sign mfg.	339950		12/85	235.800	235.800	235.794	236.905	236.828
Primary products.		339950-P	12/85	234.900	234.900	234.900	235.916	235.916
Nonelectric signs and displays, including trade show exhibits.		339950-4	12/85	278.916	278.916	278.916	281.130	281.130
Secondary products and miscellaneous receipts.		339950-SM						
All other misc mfg.	33999		12/03	163.252	163.257	163.276	163.413	163.682
Gasket, packing, and sealing device mfg.	339991		12/85	233.418	233.465	233.589	233.591	234.232
Primary products.		339991-P	12/85	241.427	241.478	241.612	241.612	242.330
Compression packing.		339991-1	12/85	308.657	308.657	308.657	308.657	—
Molded packing and seals.		339991-2	06/07	148.408	148.408	148.408	148.408	148.409
Nonmetallic gaskets and gasketing.		339991-3	12/85	272.127	272.301	272.429	272.429	274.859
Metallic gaskets and machined seals.		339991-7	12/85	288.531	288.531	288.531	288.531	288.531
Rotary oil seals.		339991-9	12/90	186.365	186.365	187.276	187.276	187.276
Secondary products and miscellaneous receipts.		339991-SM						
Miscellaneous receipts.		339991-M	06/97	145.515	145.515	145.515	145.515	145.515
Secondary products.		339991-S	12/85	167.990	168.023	168.128	168.161	—
Musical instrument mfg.	339992		06/85	285.617	285.617	285.617	285.787	285.787
Primary products.		339992-P	06/85	286.420	286.420	286.420	286.591	286.591
Nonelectronic pianos, organs, and nonelectronic pianos and organ parts, excluding benches.		339992-A	12/09	167.248	167.248	167.248	167.248	—
Other musical instruments and parts.		339992-7	06/85	272.973	272.973	272.973	273.159	273.159
Other electronic musical instruments, excluding electronic organs.		339992-71	12/09	150.675	150.675	150.675	150.887	150.887
Other nonelectronic musical instruments.		339992-72	06/99	157.070	157.070	157.070	157.070	157.070
Parts and accessories for other musical instruments, sold separately, excl. benches & cases.		339992-73	06/85	223.796	223.796	223.796	223.796	223.796
Secondary products and miscellaneous receipts.		339992-SM						
Miscellaneous receipts.		339992-M	06/85	289.817	289.817	289.817	289.817	289.817
Fastener, button, needle, and pin mfg.	339993		12/85	244.169	244.169	248.597	248.597	248.597
Primary products.		339993-P	12/85	249.984	249.984	254.550	254.550	254.550
Fasteners, zippers, buttons, needles, pins, and buckles (except precious metal). ...		339993-0	12/85	249.984	249.984	254.550	254.550	254.550
Secondary products and miscellaneous receipts.		339993-SM						
Broom, brush, and mop mfg.	339994		12/85	212.908	212.908	212.908	213.158	215.107
Primary products.		339994-P	12/85	215.089	215.089	215.089	215.323	217.341
Brooms, mops and dusters.		339994-1	12/85	249.809	249.809	249.809	249.809	257.965
Brooms.		339994-11	06/07	—	—	—	—	159.763
Mops and dusters, including refills.		339994-13	06/07	139.660	139.660	139.660	139.660	139.660
Paint and varnish brushes, paint holders, pads, roller frames and rollers.		339994-3	12/85	184.668	184.668	184.668	184.668	184.668
Paint and varnish brushes.		339994-31	06/07	133.099	133.099	133.099	133.099	133.099
Paint holders, pads, roller frames and rollers.		339994-32	06/07	113.480	113.480	113.480	113.480	113.480
Other types of brushes.		339994-5	12/85	220.205	220.205	220.205	220.627	220.627
Personal brushes.		339994-51	06/07	107.595	107.595	107.595	107.595	—

See footnotes at end of table.

Table 11. Producer price indexes for net output of selected industries and their products, not seasonally adjusted — Continued
 [November 2023]

Title ¹	Industry code	Product code	Index base	Unadjusted index ²				
				July 2023	Aug. 2023 ^P	Sept. 2023 ^P	Oct. 2023 ^P	Nov. 2023 ^P
Broom, brush, and mop mfg - Continued								
All other types of brushes, except personal.....		339994-52	06/07	168.098	168.098	168.098	168.629	168.629
Secondary and miscellaneous receipts.....		339994-SM						
Burial casket mfg.....	339995		12/84	479.916	479.916	471.415	471.415	471.415
Primary products.....		339995-P	12/84	480.514	480.514	471.819	471.819	471.819
Metal burial caskets and coffins, completely lined and trimmed, adult sizes only. . .		339995-1	12/84	491.940	491.940	486.418	486.418	486.418
Secondary products and miscellaneous receipts.....		339995-SM						
All other miscellaneous mfg.....	339999		12/85	209.732	209.723	209.624	209.907	209.911
Primary products.....		339999-P	12/85	221.396	221.396	221.314	221.503	221.503
Mirror and picture frames and framed pictures.....		339999-E	06/84	253.914	253.914	253.914	253.914	—
All other miscellaneous fabricated products, incl. fire extinguishers and umbrellas.....		339999-L	12/85	267.696	267.696	267.556	267.879	267.879
Candles, including tapers.....		339999-5	12/85	206.959	206.959	206.959	206.959	206.959
Secondary products and miscellaneous receipts.....		339999-SM						
Secondary products.....		339999-S	12/85	173.117	172.927	173.327	174.130	174.225
Services industries								
Merchant wholesalers, durable goods.....	423		06/04	203.296	202.800	201.060	203.905	204.375
Motor vehicle and parts merchant wholesalers.....	4231		05/19	151.869	152.559	146.319	152.178	153.027
Motor vehicle and parts merchant wholesalers.....	42310		05/19	151.875	152.565	146.327	152.184	153.032
Motor vehicle and parts merchant wholesalers.....	423100		05/19	151.848	152.538	146.297	152.157	153.006
Primary services.....		423100-P	02/09	194.391	195.309	187.012	194.802	195.931
Motor vehicle and parts wholesaler services.....		423100-1	02/09	194.391	195.309	187.012	194.802	195.931
Furniture and home furnishing merchant wholesalers.....	4232		05/19	142.428	136.492	139.907	135.266	135.266
Furniture and home furnishing merchant wholesalers.....	42320		05/19	142.428	136.492	139.907	135.266	135.266
Furniture and home furnishing merchant wholesalers.....	423200		05/19	142.447	136.512	139.926	135.286	135.286
Primary services.....		423200-P	02/09	156.091	149.561	153.318	148.212	148.212
Furniture and home furnishing wholesaler services.....		423200-1	02/09	156.091	149.561	153.318	148.212	148.212
Lumber and other construction materials merchant wholesalers.....	4233		05/19	141.156	142.822	142.827	142.231	139.826
Lumber and other construction materials merchant wholesalers.....	42330		05/19	141.156	142.822	142.827	142.231	139.826
Lumber and other construction materials merchant wholesalers.....	423300		05/19	141.150	142.810	142.815	142.221	139.826
Primary services.....		423300-P	02/09	150.445	152.219	152.224	151.577	148.972
Lumber and other construction material wholesaler services.....		423300-1	02/09	150.445	152.219	152.224	151.577	148.972
Other receipts.....		423300-SM	05/19	139.066	140.473	140.516	140.514	140.526
Professional and commercial equipment and supplies merchant wholesalers.....	4234		05/19	119.490	121.985	119.640	121.549	121.691
Professional and commercial equipment and supplies merchant wholesalers.....	42340		05/19	119.490	121.985	119.640	121.549	121.691
Professional and commercial equipment and supplies merchant wholesalers.....	423400		05/19	119.758	122.263	119.922	121.833	121.974
Primary services.....		423400-P	02/09	145.049	147.830	144.530	147.014	147.212
Professional and commercial equipment and supplies wholesaler services.....		423400-1	02/09	145.049	147.830	144.530	147.014	147.212
Other receipts.....		423400-SM	05/19	115.242	118.923	118.986	119.978	119.978
Metal and mineral (except petroleum) merchant wholesalers.....	4235		05/19	145.594	136.143	130.503	146.155	144.394
Metal and mineral (except petroleum) merchant wholesalers.....	42350		05/19	145.594	136.143	130.503	146.155	144.394
Metal and mineral (except petroleum) merchant wholesalers.....	423500		05/19	145.664	136.166	130.507	146.202	144.396
Primary services.....		423500-P	02/09	211.245	196.812	188.339	211.662	208.347
Metals and minerals wholesaler services.....		423500-1	02/09	211.245	196.812	188.339	211.662	208.347
Household appliances and electrical and electronic goods merchant wholesalers.....	4236		05/19	146.130	144.825	151.465	145.142	147.293
Household appliances and electrical and electronic goods merchant wholesalers.....	42360		05/19	146.130	144.825	151.465	145.142	147.293
Household appliances and electrical and electronic goods merchant wholesalers.....	423600		05/19	146.172	144.876	151.496	145.213	147.367
Primary services.....		423600-P	02/09	163.652	163.385	167.953	166.103	168.879
Household appliances, electrical, and electronics wholesaler services.....		423600-1	02/09	163.652	163.385	167.953	166.103	168.879
Hardware, plumbing and heating equipment and supplies merchant wholesalers.....	4237		05/19	121.951	123.244	120.250	126.369	128.144
Hardware, plumbing and heating equipment and supplies merchant wholesalers.....	42370		05/19	121.951	123.244	120.250	126.369	128.144
Hardware, plumbing, and heating equipment and supplies merchant wholesalers.....	423700		05/19	121.265	122.533	119.556	125.639	127.404
Primary services.....		423700-P	02/09	139.617	141.390	137.950	144.979	147.019
Hardware, plumbing, and heating equipment and supplies wholesaler services.....		423700-1	02/09	139.617	141.390	137.950	144.979	147.019
Machinery, equipment, and supplies merchant wholesalers.....	4238		05/19	137.546	137.958	136.975	137.867	137.542
Machinery, equipment, and supplies merchant wholesalers.....	42380		05/19	137.546	137.958	136.975	137.867	137.542
Machinery and supply merchant wholesalers.....	423800		05/19	137.898	138.344	137.318	138.233	137.901
Primary services.....		423800-P	02/09	214.706	216.475	213.530	215.658	214.920
Machinery and supply wholesaler services.....		423800-1	02/09	214.706	216.475	213.530	215.658	214.920

See footnotes at end of table.

Table 11. Producer price indexes for net output of selected industries and their products, not seasonally adjusted — Continued
 [November 2023]

Title ¹	Industry code	Product code	Index base	Unadjusted index ²				
				July 2023	Aug. 2023 ^P	Sept. 2023 ^P	Oct. 2023 ^P	Nov. 2023 ^P
Machinery and supply merchant wholesalers - Continued								
Other receipts.....		423800-SM	05/19	121.562	119.007	121.799	120.677	120.989
Miscellaneous durable goods merchant wholesalers (except materials recyclers).....	4239		05/19	142.903	140.741	143.445	142.862	140.505
Miscellaneous durable goods merchant wholesalers (except materials recyclers).....	42390		05/19	142.903	140.741	143.445	142.862	140.505
Miscellaneous durable goods, except recyclable material, merchant wholesalers.....	423900		05/19	142.594	140.437	143.131	142.550	140.203
Primary services.....		423900-P	02/09	119.582	117.765	120.064	119.567	117.562
Miscellaneous durable goods wholesaler services.....		423900-1	02/09	119.582	117.765	120.064	119.567	117.562
Merchant wholesalers, nondurable goods.....	424		06/05	213.092	210.999	208.233	212.399	213.264
Paper and paper product merchant wholesalers.....	4241		01/21	161.403	162.963	163.278	162.858	162.619
Paper and paper product merchant wholesalers.....	42410		01/21	161.403	162.963	163.278	162.858	162.619
Paper and paper product merchant wholesalers.....	424100		01/21	161.248	162.812	163.117	162.695	162.434
Primary services.....		424100-P	02/09	206.977	209.025	209.346	208.794	208.295
Paper wholesaler services.....		424100-1	02/09	206.977	209.025	209.346	208.794	208.295
Wholesaling of paper and paper products.....		424100-11	02/09	204.113	205.810	205.465	204.706	204.211
Wholesaling of all other goods, except paper and paper products.....		424100-12	01/21	178.750	182.624	187.214	188.137	187.724
Drugs and druggists' sundries merchant wholesalers.....	4242		01/21	117.973	115.741	113.783	116.366	113.299
Drugs and druggists' sundries merchant wholesalers.....	42420		01/21	117.973	115.741	113.783	116.366	113.299
Drugs and druggists' sundries merchant wholesalers.....	424200		01/21	117.973	115.741	113.783	116.366	113.299
Primary products.....		424200-P	02/09	173.198	169.921	167.046	170.839	166.336
Wholesaling of pharmaceuticals.....		424200-1	02/09	169.032	163.186	158.651	169.786	160.243
Wholesaling of all other goods, except pharmaceuticals.....		424200-2	01/21	110.270	110.405	110.027	106.202	107.657
Apparel and piece goods merchant wholesalers.....	4243		01/21	96.863	102.715	105.520	106.801	110.143
Apparel and piece goods merchant wholesalers.....	42430		01/21	96.863	102.715	105.520	106.801	110.143
Apparel and piece goods merchant wholesalers.....	424300		01/21	96.863	102.715	105.520	106.801	110.143
Primary services.....		424300-P	02/09	119.718	126.964	130.450	132.036	136.174
Apparel wholesaler services.....		424300-1	02/09	119.718	126.964	130.450	132.036	136.174
Wholesaling of apparel.....		424300-11	02/09	127.484	135.153	140.002	142.099	145.638
Grocery and related product merchant wholesalers.....	4244		01/21	131.446	126.663	123.757	124.634	126.468
Grocery and related product merchant wholesalers.....	42440		01/21	131.446	126.663	123.757	124.634	126.468
Grocery and related product merchant wholesalers.....	424400		01/21	131.451	126.665	123.758	124.636	126.471
Primary services.....		424400-P	02/09	143.133	137.890	134.705	135.667	137.677
Grocery and related product wholesaler services.....		424400-1	02/09	143.133	137.890	134.705	135.667	137.677
Wholesaling of fresh meat, seafood, dairy, and fruits and vegetables.....		424400-11	06/13	138.229	133.409	131.145	130.245	136.315
Wholesaling of packaged frozen and canned foods.....		424400-12	06/13	183.879	171.164	175.078	177.520	177.473
Wholesaling of baked goods, non-alcoholic beverages, and all other groceries...		424400-13	06/13	149.854	145.583	140.111	142.751	143.673
Wholesaling of all other goods, except groceries.....		424400-14	01/21	227.311	229.248	208.153	206.354	205.657
Farm product raw material merchant wholesalers.....	424500		01/21	111.980	125.364	101.775	117.391	121.323
Primary services.....		424500-P	01/21	111.704	125.748	100.996	117.382	121.508
Farm product raw material wholesaler services.....		424500-1	01/21	111.704	125.748	100.996	117.382	121.508
Wholesaling of grain and field beans.....		424500-11	01/21	112.802	128.282	86.263	100.782	-
Wholesaling of all other goods.....		424500-13	12/22	93.170	102.709	110.581	127.647	132.133
Chemicals and allied products merchant wholesalers.....	4246		01/21	117.185	118.544	116.428	121.171	120.306
Chemicals and allied products merchant wholesalers.....	42460		01/21	117.185	118.544	116.428	121.171	120.306
Chemicals and allied products merchant wholesalers.....	424600		01/21	117.192	118.550	116.429	121.177	120.311
Primary services.....		424600-P	02/09	135.059	136.592	134.001	139.636	138.590
Wholesaling of chemicals, plastics, and allied products.....		424600-1	02/09	134.461	136.135	133.494	139.691	138.414
Wholesaling of all other goods, except chemicals, plastics, and allied products. . .		424600-2	01/21	129.889	130.731	128.506	131.415	131.415
Petroleum and petroleum products merchant wholesalers.....	4247		01/21	140.993	136.386	137.637	140.847	139.720
Petroleum and petroleum products merchant wholesalers.....	42470		01/21	140.993	136.386	137.637	140.847	139.720
Petroleum and petroleum products merchant wholesalers.....	424700		01/21	140.987	136.383	137.637	140.843	139.717
Primary services.....		424700-P	02/09	171.999	166.337	167.835	171.792	170.404
Wholesaling of petroleum products.....		424700-1	02/09	173.388	167.358	169.019	173.071	171.632
Wholesaling of all other goods, except petroleum products.....		424700-2	01/21	102.315	108.022	104.672	105.237	105.534
Beer, wine, and distilled alcoholic beverage merchant wholesalers.....	4248		01/21	121.103	121.335	121.735	123.857	124.105
Beer, wine, and distilled alcoholic beverage merchant wholesalers.....	42480		01/21	121.103	121.335	121.735	123.857	124.105
Beer, wine, and distilled alcoholic beverage merchant wholesalers.....	424800		01/21	121.103	121.335	121.735	123.857	124.105
Primary services.....		424800-P	02/09	152.934	153.227	153.732	156.413	156.726
Alcoholic beverage wholesaler services.....		424800-1	02/09	152.934	153.227	153.732	156.413	156.726
Wholesaling of beer, wine, and distilled alcoholic beverages.....		424800-11	02/09	153.426	153.687	154.169	156.929	157.272

See footnotes at end of table.

Table 11. Producer price indexes for net output of selected industries and their products, not seasonally adjusted — Continued
 [November 2023]

Title ¹	Industry code	Product code	Index base	Unadjusted index ²				
				July 2023	Aug. 2023 ^P	Sept. 2023 ^P	Oct. 2023 ^P	Nov. 2023 ^P
Beer, wine, and distilled alcoholic beverage merchant wholesalers - Continued								
Wholesaling of all other goods, except alcoholic beverages.....		424800-12	01/21	106.977	108.165	109.233	109.052	108.413
Miscellaneous nondurable goods merchant wholesalers.....	4249		01/21	148.305	154.232	155.351	155.193	164.219
Miscellaneous nondurable goods merchant wholesalers.....	42490		01/21	148.305	154.232	155.351	155.193	164.219
Miscellaneous nondurable goods merchant wholesalers.....	424900		01/21	148.307	154.233	155.353	155.195	164.221
Primary services.....		424900-P	02/09	212.989	221.611	223.240	223.010	236.142
Miscellaneous nondurable good wholesaler services.....		424900-1	02/09	212.989	221.611	223.240	223.010	236.142
Material recyclers.....	429930		12/86	395.851	400.010	404.993	397.902	415.603
Primary products.....		429930-P	12/86	391.733	395.216	400.574	393.799	415.034
Ferrous metal scrap.....		429930-1	12/86	471.109	475.411	478.802	464.421	492.756
Carbon steel scrap.....		429930-11	12/86	490.402	495.713	498.517	483.691	516.886
Carbon steel scrap bundles.....		429930-112	12/86	534.010	534.469	472.597	472.627	511.928
Shredded carbon steel scrap.....		429930-113	12/86	333.932	333.578	336.177	320.862	347.996
Cut plate and structural scrap.....		429930-114	12/86	512.861	527.483	531.147	520.422	544.323
Stainless and alloy steel scrap.....		429930-12	12/86	582.905	585.719	590.705	565.535	555.792
Cast iron scrap.....		429930-13	12/86	—	—	253.335	251.045	—
Nonferrous metal scrap.....		429930-2	12/86	485.524	487.176	480.183	472.129	471.864
Copper base scrap.....		429930-21	12/86	642.235	634.932	630.835	608.948	617.637
No 1 copper wire, heavy.....		429930-211	12/86	495.749	491.463	491.817	469.316	474.725
No 2 copper wire, mixed.....		429930-212	12/86	815.757	808.138	790.427	764.353	775.893
Yellow brass scrap.....		429930-213	12/86	697.086	682.952	673.901	669.999	—
Used beverage can scrap.....		429930-223	12/86	180.223	183.295	173.277	173.000	174.107
Other nonferrous scrap (including lead, zinc and precious metals).....		429930-23	12/86	2,183.361	2,214.160	2,165.094	2,129.470	2,007.448
Recyclable paper.....		429930-3	12/86	109.679	112.253	123.445	137.453	148.423
News and other low grade recyclable paper.....		429930-31	12/86	85.640	79.076	86.335	93.056	93.418
Corrugated recyclable paper.....		429930-33	12/86	75.783	80.308	87.151	98.463	—
High grade recyclable paper (including pulp substitutes and deinking).....		429930-34	12/86	124.625	119.598	137.127	147.854	145.981
Recyclable materials, excluding metals and paper.....		429930-4	12/86	214.238	212.908	212.257	196.032	—
Recyclable plastics.....		429930-42	06/96	91.199	86.175	83.713	84.197	—
Other receipts.....		429930-SM1						
Motor vehicle and parts dealers.....	441		12/03	184.116	184.101	183.502	178.154	175.882
Automobile dealers.....	4411		12/03	174.486	174.723	173.365	166.715	162.447
New car dealers.....	44111		12/99	192.597	192.860	191.360	184.019	179.306
New car dealers.....	441110		12/99	190.182	191.335	189.354	181.461	176.242
Primary services.....		441110-P	12/99	178.612	181.575	178.663	169.893	163.803
Vehicle sales.....		441110-1	12/99	132.577	131.733	129.890	121.188	115.074
New vehicle sales.....		441110-101	12/99	180.901	179.018	176.615	164.467	154.816
Used vehicle sales.....		441110-102	12/99	105.340	107.378	105.501	99.604	99.604
Service labor and parts.....		441110-2	12/99	234.560	255.223	249.648	250.210	250.995
Other receipts.....		441110-SM	12/99	287.783	277.045	281.026	278.092	278.092
Recreational vehicle dealers.....	44121		06/01	171.344	162.350	158.186	157.790	156.100
Recreational vehicle dealers.....	441210		06/01	171.344	162.350	158.186	157.790	156.100
Primary services.....		441210-P	06/01	172.508	162.702	158.087	156.514	154.726
Recreational vehicle dealer services.....		441210-1	06/01	172.508	162.702	158.087	156.514	154.726
Boat dealers.....	441222		06/01	178.705	178.381	181.912	180.198	180.041
Primary services.....		441222-P	06/01	174.417	174.065	177.424	175.087	174.917
Boat dealer services.....		441222-1	06/01	174.417	174.065	177.424	175.087	174.917
Other receipts.....		441222-SM3	12/22	101.540	—	103.994	—	—
Automotive parts, accessories and tire retailers.....	4413		12/01	240.852	241.872	244.538	242.861	249.008
Automotive parts and accessories retailers.....	44133		12/03	264.460	265.806	269.500	267.578	277.152
Automotive parts and accessories retailers.....	441330		12/03	264.460	265.806	269.501	267.578	277.152
Primary services.....		441330-P	12/03	264.464	265.810	269.505	267.582	277.156
Automotive parts and accessories store services, in-store retailing.....		441330-A	12/03	264.464	265.810	269.505	267.582	277.156
Tire dealers.....	44134		12/03	177.212	177.667	178.624	177.496	178.324
Tire dealers.....	441340		12/03	177.212	177.667	178.624	177.496	178.324
Primary services.....		441340-P	12/03	177.380	177.835	178.793	177.663	178.493
Tire dealer services, in-store retailing.....		441340-A	12/03	177.380	177.835	178.793	177.663	178.493
Building material & garden supply retailers.....	444		12/03	209.716	206.796	207.553	207.537	204.080
Building material and supplies dealers.....	4441		12/03	212.644	208.731	209.388	209.174	207.928
Building material and supplies dealers.....	44410		12/03	212.648	208.734	209.391	209.177	207.931
Building materials and supplies dealers.....	444100		05/19	141.554	138.949	139.386	139.243	138.414
Primary services.....		444100-P	05/19	141.357	138.755	139.192	139.049	138.222

See footnotes at end of table.

Table 11. Producer price indexes for net output of selected industries and their products, not seasonally adjusted — Continued
 [November 2023]

Title ¹	Industry code	Product code	Index base	Unadjusted index ²				
				July 2023	Aug. 2023 ^P	Sept. 2023 ^P	Oct. 2023 ^P	Nov. 2023 ^P
Building materials and supplies dealers - Continued								
Building materials and supplies dealer services, in-store retailing.....		444100-A	05/19	132.847	129.581	130.129	130.622	129.583
Retailing of building materials, paint, and hardware.....		444100-A1	05/19	131.623	127.377	128.419	129.012	127.927
Retailing of all other goods.....		444100-A2	05/19	137.387	137.789	136.488	136.609	135.741
Lawn and garden equip and supplies retailers.....	4442		12/03	196.297	197.775	198.972	199.831	186.606
Nursery, garden, and farm supply retailers.....	44424		12/03	196.299	197.777	198.974	199.832	186.607
Nursery, garden, and farm supply retailers.....	444240		12/02	210.174	211.757	213.039	213.958	199.798
Primary services.....		444240-P	12/02	210.266	211.849	213.132	214.051	199.885
Nursery, garden center, and farm supply store services, in-store retailing.....		444240-A	12/02	210.266	211.849	213.132	214.051	199.885
Food and beverage retailers.....	445		12/99	258.844	263.884	264.813	265.875	265.949
Grocery retailers.....	4451		12/03	223.566	228.491	229.252	229.558	229.538
Grocery (except convenience) retailers.....	44511		12/03	223.566	228.491	229.252	229.558	229.538
Supermarkets and other grocery stores.....	445110		12/99	266.790	272.667	273.576	273.941	273.916
Primary services.....		445110-P	12/99	266.651	272.524	273.432	273.797	273.773
Supermarket and other grocery store services.....		445110-3	12/99	264.124	269.941	270.841	271.203	271.178
Retailing of food and beverage products.....		445110-32	01/17	138.122	141.461	141.687	141.573	142.348
Retailing of fresh meats.....		445110-321	12/99	363.991	392.408	393.100	371.359	390.687
Retailing of fresh fruits and vegetables.....		445110-322	12/99	250.606	254.507	256.459	249.930	241.857
Retailing of bakery products.....		445110-323	12/99	231.907	230.187	234.407	230.512	239.158
Retailing of dairy products.....		445110-324	12/99	216.711	210.398	203.541	199.865	218.785
Retailing of deli products.....		445110-325	12/99	178.728	178.094	177.953	181.556	178.117
Retailing of frozen food products.....		445110-326	12/99	146.739	147.655	150.220	151.116	140.116
Retailing of alcoholic beverages.....		445110-327	01/17	136.390	140.472	139.614	145.566	140.916
Retailing of all other food and beverage products.....		445110-328	12/99	275.652	283.508	284.822	291.823	292.655
Retailing of nonfood products.....		445110-33	01/17	137.528	139.044	140.757	142.489	138.468
Retailing of cleaning and paper products.....		445110-331	01/17	142.164	153.949	153.817	153.788	147.140
Retailing of health and beauty products.....		445110-332	12/99	264.562	266.609	266.843	273.525	269.338
Retailing of all other nonfood products.....		445110-333	01/17	140.524	138.602	142.690	143.401	138.387
Specialty food retailers.....	4452		12/03	245.872	250.374	252.508	264.703	265.152
Specialty food retailers.....	445200		12/03	245.870	250.372	252.505	264.700	265.148
Primary services.....		445200-P	12/03	246.107	250.636	252.782	265.049	265.497
Specialty food retailer services, in-store retailing.....		445200-A	12/03	246.107	250.636	252.782	265.049	265.497
Beer, wine, and liquor retailers.....	4453		06/00	144.802	144.470	144.789	144.992	145.381
Beer, wine, and liquor retailers.....	44532		06/00	144.802	144.469	144.789	144.992	145.380
Beer, wine, and liquor retailers.....	445320		06/00	144.802	144.469	144.789	144.992	145.380
Primary services.....		445320-P	06/00	144.854	144.521	144.841	145.044	145.433
Beer, wine, and liquor retailer services, in-store retailing.....		445320-A	06/00	144.854	144.521	144.841	145.044	145.433
Retailing of beer, wine, and liquor.....		445320-A1	06/14	110.342	108.549	108.834	109.098	109.268
Retailing of all other goods and sales of prepared foods.....		445320-A2	06/14	158.456	171.022	171.022	170.328	171.806
Furniture, home furnishings, electronics, and appliance retailers.....	449		12/22	104.187	103.670	104.076	105.842	104.712
Furniture and Home Furnishings Retailers.....	4491		12/22	104.202	104.443	104.257	104.676	107.396
Furniture retailers.....	44911		12/03	193.635	194.182	193.954	193.245	199.411
Furniture retailers.....	449110		06/03	196.292	196.855	196.608	195.909	202.188
Primary services.....		449110-P	06/03	199.492	200.117	199.763	199.191	205.763
Furniture retailer services, in-store retailing.....		449110-A	06/03	199.492	200.117	199.763	199.191	205.763
Other receipts.....		449110-SM	12/22	97.910	97.449	98.747	96.506	97.012
Floor covering retailers.....	44912		12/03	220.160	220.304	219.601	225.235	227.235
Floor covering retailers.....	449121		06/03	223.397	223.543	222.830	228.547	230.576
Primary services.....		449121-P	06/03	223.397	223.543	222.830	228.547	230.576
Floor covering retailer services, in-store retailing.....		449121-A	06/03	223.397	223.543	222.830	228.547	230.576
Electronics and appliance retailers.....	4492		12/03	86.422	84.818	86.074	89.626	82.719
Electronics and appliance retailers.....	44921		12/03	86.462	84.857	86.114	89.667	82.756
Electronics and appliance retailers.....	449210		12/11	96.895	95.097	96.505	100.487	92.742
Primary products.....		449210-P	12/11	96.813	95.016	96.423	100.402	92.664
Electronics and appliance retailers services, in-store retailing.....		449210-A	12/11	104.525	102.828	101.678	107.530	95.317
Retailing of entertainment and communication products.....		449210-A1	12/11	88.602	82.473	87.789	94.196	82.013
Retailing of computers, hardware, software, and supplies.....		449210-A2	06/03	52.660	52.342	51.314	53.351	51.219
Retailing of major household appliances.....		449210-A3	05/19	129.946	130.938	131.787	127.966	128.536
Retailing of all other goods.....		449210-A4	12/11	138.875	146.024	130.712	138.682	110.899
Electronic and appliance retailers services, online retailing.....		449210-B	12/22	90.670	88.542	94.756	95.628	95.459
General merchandise retailers.....	455		12/03	153.534	152.664	152.866	153.154	149.581

See footnotes at end of table.

Table 11. Producer price indexes for net output of selected industries and their products, not seasonally adjusted — Continued
 [November 2023]

Title ¹	Industry code	Product code	Index base	Unadjusted index ²				
				July 2023	Aug. 2023 ^P	Sept. 2023 ^P	Oct. 2023 ^P	Nov. 2023 ^P
Department stores.	4551		12/03	152.777	150.198	157.239	153.869	145.350
Department stores.	45511		12/03	152.777	150.198	157.239	153.869	145.350
Department stores.	455110		12/17	129.435	127.250	133.215	130.360	123.143
Primary services.		455110-P	12/17	131.126	128.912	134.955	132.063	124.752
Department store services, in-store retailing.		455110-A	12/17	129.726	127.833	130.846	127.457	124.583
Department store services, online retailing.		455110-B	12/22	109.373	107.003	117.278	115.796	102.003
Other general merchandise retailers.	4552		12/03	151.566	150.986	150.071	150.951	148.232
Other general merchandise retailers.	45521		12/03	151.603	151.023	150.108	150.988	148.268
Warehouse clubs, supercenters, and other general merchandise retailers.	455210		12/03	151.625	151.045	150.131	151.011	148.291
Primary services.		455210-P	12/03	149.897	149.322	148.415	149.288	146.589
Warehouse clubs, supercenters, and other general merch. retailer services, in-store retailing.		455210-A	12/03	158.827	157.685	155.884	157.617	152.261
Warehouse clubs and supercenters.		455210-A1	12/03	149.600	148.347	146.449	148.285	142.628
All other general merchandise stores.		455210-A2	12/03	157.269	157.688	157.683	157.607	157.667
Health and personal care retailers.	456		12/03	146.410	148.554	147.482	147.344	147.284
Health and personal care retailers.	4561		12/03	146.487	148.632	147.559	147.421	147.361
Pharmacies and drug retailers.	45611		06/00	171.588	174.173	172.585	172.343	172.208
Pharmacies and drug retailers.	456110		06/00	171.587	174.172	172.584	172.342	172.207
Primary services.		456110-P	06/00	171.434	174.017	172.430	172.188	172.054
Pharmacy and drug retailer services, in-store retailing.		456110-A	06/00	169.154	169.836	167.284	168.544	168.328
Retailing of prescription drugs.		456110-A1	06/00	191.311	191.072	184.814	187.980	187.643
Retailing of over-the-counter drugs and all other goods.		456110-A2	06/00	179.119	182.425	188.338	185.222	185.229
Retailing of over-the-counter drugs.		456110-A21	06/00	151.289	159.325	177.699	165.502	165.497
Retailing of all other goods.		456110-A22	06/00	186.574	187.830	188.409	189.153	189.164
Optical goods retailers.	45613		12/03	109.707	111.081	112.681	112.531	112.531
Optical goods retailers.	456130		06/00	112.652	114.019	115.612	115.462	115.462
Primary services.		456130-P	06/00	109.741	111.292	113.099	112.930	112.930
Optical goods retailer services, in-store retailing.		456130-A	06/00	109.741	111.292	113.099	112.930	112.930
Food (health) supplement retailers.	456191		12/99	243.723	246.072	245.671	247.774	249.276
Primary services.		456191-P	12/99	243.774	246.123	245.721	247.825	249.327
Food (health) supplement store services, in-store retailing.		456191-A	12/99	243.774	246.123	245.721	247.825	249.327
Gasoline Stations and Fuel Dealers.	457		12/22	83.342	86.240	83.921	93.807	89.899
Gasoline stations.	4571		06/01	157.200	164.545	161.702	181.260	170.996
Gasoline stations.	45710		06/01	157.200	164.545	161.702	181.260	170.996
Gasoline stations.	457100		05/19	139.730	146.266	143.738	161.142	152.007
Primary products.		457100-P	05/19	141.516	148.359	145.764	164.035	154.407
Gasoline station services.		457100-1	05/19	141.516	148.359	145.764	164.035	154.407
Retailing of automotive fuels and lubricants.		457100-11	05/19	155.802	166.825	161.394	193.597	180.483
Retailing of all other goods, sales of prepared foods, and repair services.		457100-12	12/12	132.747	133.735	135.309	133.622	128.507
Fuel dealers.	4572		06/00	265.617	255.599	232.535	254.710	271.886
Fuel dealers.	45721		06/00	265.617	255.599	232.535	254.710	271.886
Fuel dealers.	457210		06/00	265.610	255.592	232.528	254.702	271.878
Primary services.		457210-P	06/00	276.858	266.264	241.872	265.323	283.214
Fuel dealer services.		457210-1	06/00	276.858	266.264	241.872	265.323	283.214
Clothing and clothing accessories retailers.	458		12/03	138.000	147.094	159.940	160.350	159.055
Clothing retailers.	4581		12/03	130.452	132.133	154.025	157.733	155.737
Clothing retailers.	45811		12/03	130.452	132.133	154.025	157.733	155.737
Clothing and clothing accessories retailers.	458110		05/15	105.268	106.625	124.290	127.283	125.672
Primary services.		458110-P	05/15	105.268	106.625	124.290	127.283	125.672
Clothing and clothing accessories retailer services, in-store retailing.		458110-A	05/15	103.731	104.330	121.786	125.543	123.346
Retailing of apparel.		458110-A1	05/15	105.197	106.419	122.629	126.174	122.115
Retailing of men's apparel.		458110-A11	05/15	120.607	126.716	133.473	133.042	125.837
Retailing of women's apparel.		458110-A12	05/15	99.378	96.907	116.923	120.023	117.255
Retailing of children's apparel.		458110-A13	05/15	106.099	115.688	133.149	147.368	143.254
Retailing of all other goods.		458110-A2	05/15	100.557	99.549	120.328	124.654	127.252
Shoe retailers.	4582		12/03	122.079	159.836	152.681	139.145	138.282
Shoe retailers.	45821		12/03	122.079	159.836	152.681	139.145	138.282
Shoe retailers.	458210		06/02	124.541	163.060	155.760	141.952	141.071
Primary services.		458210-P	06/02	124.541	163.060	155.760	141.952	141.071
Shoe retailer services, in-store retailing.		458210-A	06/02	124.541	163.060	155.760	141.952	141.071

See footnotes at end of table.

Table 11. Producer price indexes for net output of selected industries and their products, not seasonally adjusted — Continued
 [November 2023]

Title ¹	Industry code	Product code	Index base	Unadjusted index ²				
				July 2023	Aug. 2023 ^P	Sept. 2023 ^P	Oct. 2023 ^P	Nov. 2023 ^P
Jewelry retailers.....	4583		12/03	187.238	189.149	187.482	192.512	193.978
Jewelry retailers.....	45831		12/03	190.559	192.504	190.808	195.926	197.418
Jewelry retailers.....	458310		06/00	207.024	209.137	207.294	212.855	214.476
Primary services.....		458310-P	06/00	207.398	209.516	207.669	213.240	214.864
Jewelry retailer services, in-store retailing.....		458310-A	06/00	213.433	216.203	213.890	220.867	220.593
Sporting goods and hobby retailers.....	4591		12/03	132.023	131.388	124.536	133.948	127.595
Sporting goods retailers.....	45911		12/03	170.470	168.387	156.584	173.476	162.423
Sporting goods retailers.....	459110		06/00	177.849	175.676	163.365	180.984	169.456
Primary services.....		459110-P	06/00	179.431	177.198	164.544	182.653	170.814
Sporting goods store services, in-store retailing.....		459110-A	06/00	183.833	181.081	164.174	188.370	172.551
Retailing of sporting goods.....		459110-A1	12/13	128.346	130.963	125.173	131.131	122.202
Hobby, toy, and game retailers.....	45912		12/03	81.537	82.939	82.906	81.986	82.111
Hobby, toy, and game retailers.....	459120		06/00	82.576	83.995	83.962	83.030	83.157
Primary services.....		459120-P	06/00	82.519	83.937	83.905	82.973	83.100
Hobby, toy, and game store services, in-store retailing.....		459120-A	06/00	83.576	83.576	83.496	83.498	83.498
Retailing of hobby and craft goods, toys, and games (including video games) ...		459120-A1	12/13	85.734	85.734	85.734	85.734	85.734
Retailing of all other goods.....		459120-A2	12/13	69.685	69.685	69.513	69.517	69.517
Book retailers and news dealers.....	4592		12/03	135.800	134.584	135.073	134.650	134.703
Book retailers and news dealers.....	45921		12/03	149.665	148.325	148.865	148.399	148.457
Book retailers and news dealers.....	459210		06/00	186.122	184.456	185.127	184.547	184.619
Primary services.....		459210-P	06/00	186.006	184.338	185.009	184.429	184.501
Book retailer and news dealer services, in-store retailing.....		459210-A	06/00	189.514	187.259	188.167	187.382	187.480
Retailing of books.....		459210-A1	06/14	135.111	132.619	133.509	132.739	132.835
Retailing of all other goods.....		459210-A2	06/14	109.516	110.124	110.124	110.124	110.124
Office supplies, stationery, and gift retailers.....	4594		12/03	160.238	159.563	159.613	160.422	161.087
Office supplies, stationery, and gift retailers.....	45940		12/03	160.238	159.563	159.613	160.422	161.087
Office supplies, stationery, and gift retailers.....	459400		05/19	109.730	109.267	109.302	109.856	110.312
Primary services.....		459400-P	05/19	109.730	109.267	109.302	109.856	110.312
Office supplies, stationery, and gift retailer services, in-store retailing.....		459400-A	05/19	122.632	121.883	121.940	122.836	123.574
Air transportation.....	481		12/92	275.618	263.383	251.358	267.162	263.153
Scheduled air transportation.....	4811		12/89	339.574	322.994	306.280	327.552	322.054
Scheduled air transportation.....	48111		12/89	339.574	322.994	306.280	327.552	322.054
Scheduled passenger air transportation.....	481111		12/89	347.165	329.550	311.710	333.683	327.902
Primary services.....		481111-P	12/89	379.108	359.872	340.392	364.387	358.074
Domestic.....		481111-1	12/89	386.957	370.016	366.644	397.707	392.965
Domestic first class, including business.....		481111-101	12/99	182.796	177.750	185.525	201.728	207.134
Domestic coach.....		481111-102	12/99	222.121	212.098	209.219	226.896	223.404
International.....		481111-2	12/89	310.485	289.800	243.613	251.232	242.946
International first class, including business.....		481111-201	09/18	111.619	99.897	107.643	112.832	101.368
International coach.....		481111-202	12/89	318.678	298.640	244.465	251.604	245.458
Scheduled freight air transportation.....	481112		12/03	166.124	167.246	169.553	176.906	176.349
Primary services.....		481112-P	12/87	156.124	156.272	156.089	159.263	162.960
Scheduled freight air transportation services.....		481112-1	12/87	162.530	163.756	163.497	166.980	171.091
Domestic scheduled freight air transportation services.....		481112-101	12/14	118.086	120.187	117.420	120.639	116.218
International scheduled freight air transportation services.....		481112-102	12/14	63.300	63.179	64.356	65.370	70.641
Scheduled mail air transportation services.....		481112-2	12/87	144.594	129.858	130.632	131.095	130.888
Nonscheduled air transportation.....	4812		12/96	204.999	204.571	206.561	207.946	208.178
Nonscheduled air transportation.....	48121		12/96	204.999	204.571	206.561	207.946	208.178
Nonscheduled air passenger chartering.....	481211		06/92	210.758	210.173	211.373	212.733	213.182
Primary services.....		481211-P	12/00	169.634	169.108	170.187	171.411	171.814
Domestic nonscheduled air passenger services.....		481211-1	06/08	121.589	121.110	122.062	123.142	123.498
International nonscheduled air passenger services.....		481211-2	06/08	117.769	117.828	117.828	117.828	117.828
Nonscheduled air freight chartering.....	481212		06/08	145.777	145.730	148.651	149.751	149.544
Primary services.....		481212-P	06/08	143.247	143.199	146.181	147.304	147.093
Domestic nonscheduled air freight services.....		481212-1	06/08	197.844	197.844	197.844	197.844	197.406
International nonscheduled air freight services.....		481212-2	06/08	101.305	101.203	107.516	109.893	109.893
Rail transportation.....	482		12/96	228.442	229.422	230.969	233.718	234.578
Rail transportation.....	4821		12/96	228.442	229.422	230.969	233.718	234.578
Rail transportation.....	48211		12/96	228.442	229.422	230.969	233.718	234.578
Line-haul railroads.....	482111		12/84	254.812	255.906	257.632	260.697	261.657

See footnotes at end of table.

Table 11. Producer price indexes for net output of selected industries and their products, not seasonally adjusted — Continued
 [November 2023]

Title ¹	Industry code	Product code	Index base	Unadjusted index ²				
				July 2023	Aug. 2023 ^P	Sept. 2023 ^P	Oct. 2023 ^P	Nov. 2023 ^P
Line-haul railroads - Continued								
Primary services.....		482111-P	12/84	254.812	255.906	257.632	260.697	261.657
Freight rail transportation.....		482111-4	05/15	127.371	127.934	128.822	130.398	130.892
Carload freight rail transportation.....		482111-411	12/96	234.135	234.145	234.928	237.965	238.904
Intermodal freight rail transportation.....		482111-412	12/96	203.111	207.789	212.334	214.341	215.011
Passenger rail transportation.....		482111-5	12/96	181.801	181.801	181.801	181.801	181.801
Coach service class.....		482111-506	06/05	164.929	164.929	164.929	164.929	164.929
All other service classes.....		482111-507	06/05	157.022	157.022	157.022	157.022	157.022
Water transportation.....	483		12/03	196.974	201.854	199.965	195.440	196.002
Deep sea freight transportation.....	483111		06/88	436.784	452.689	432.525	408.920	415.261
Primary services.....		483111-P	06/88	446.214	462.462	441.863	417.749	424.227
Deep sea freight transportation services.....		483111-5	06/88	446.214	462.462	441.863	417.749	424.227
Coastal and Great Lakes freight transport.....	483113		12/03	214.257	218.593	222.902	222.647	220.915
Primary services.....		483113-P	12/03	208.245	212.593	216.858	216.500	214.850
Coastal and intercoastal freight transportation.....		483113-1	12/03	184.481	190.001	194.641	193.454	192.257
Great Lakes - St. Lawrence Seaway freight transportation.....		483113-2	12/91	227.193	231.270	235.971	236.568	235.063
Coastal and intercoastal towing transportation.....		483113-3	12/03	267.899	266.973	268.839	271.377	267.961
Inland water transportation.....	4832		12/03	211.696	211.913	214.595	216.224	216.357
Inland water transportation.....	48321		12/03	211.700	211.917	214.599	216.228	216.361
Inland water freight transportation.....	483211		12/90	268.560	268.835	272.238	274.304	274.473
Primary services.....		483211-P	12/90	274.017	274.301	277.833	279.976	280.171
Inland water freight transportation services.....		483211-3	12/90	274.017	274.301	277.833	279.976	280.171
Truck transportation.....	484		12/03	182.644	181.217	185.750	187.510	186.126
General freight trucking.....	4841		12/03	189.693	187.135	193.485	196.166	194.536
General freight trucking, local.....	48411		12/03	171.132	166.129	169.427	170.394	168.540
General freight trucking, local.....	484110		12/03	171.156	166.151	169.450	170.417	168.562
Primary services.....		484110-P	06/93	174.739	175.123	176.155	176.306	175.929
General freight trucking services, local.....		484110-1	06/93	174.739	175.123	176.155	176.306	175.929
General freight trucking, local, truckload.....		484110-15	06/09	112.820	112.938	113.597	113.745	113.745
General freight trucking, local, less than truckload.....		484110-16	06/09	153.672	154.348	155.276	155.276	154.309
General freight trucking, long-distance.....	48412		12/03	194.072	192.238	199.492	202.680	201.124
General freight trucking, long-distance TL.....	484121		12/03	178.666	173.268	181.947	185.598	184.637
Primary services.....		484121-P	06/92	175.610	175.030	178.269	180.422	179.685
General freight trucking, long-distance, truckload.....		484121-2	06/92	175.610	175.030	178.269	180.422	179.685
General freight trucking, long-distance LTL.....	484122		12/03	230.773	240.812	242.879	244.315	240.901
Primary services.....		484122-P	06/92	389.081	406.009	409.493	411.915	406.159
General freight trucking, long-distance less than truckload.....		484122-1	06/92	389.081	406.009	409.493	411.915	406.159
Specialized freight trucking.....	4842		12/03	169.355	170.832	170.659	170.011	169.246
Used household and office goods moving.....	48421		12/03	173.142	170.716	169.425	167.777	167.059
Used household and office goods moving.....	484210		12/03	173.102	170.678	169.387	167.739	167.021
Primary services.....		484210-P	12/03	176.381	173.910	172.595	170.916	170.184
Used household and office goods moving, except local.....		484210-2	06/92	273.577	267.758	274.929	270.974	269.252
Residential moving services, except local.....		484210-21	09/15	149.339	145.680	149.660	147.045	146.218
Commercial and other goods moving services, except local.....		484210-22	09/15	115.561	115.561	118.252	118.907	117.598
Used household and office goods moving, local.....		484210-4	12/03	150.679	150.679	139.769	139.769	139.769
Residential moving services, local.....		484210-41	09/15	131.507	131.507	120.592	120.592	120.592
Commercial and other goods moving services, local.....		484210-42	09/15	118.112	118.112	116.889	116.889	116.889
Specialized freight (except used) trucking, local.....	48422		12/03	178.801	180.012	178.761	178.995	178.508
Specialized freight (except used goods) trucking, local.....	484220		12/03	178.811	180.022	178.772	179.005	178.519
Primary services.....		484220-P	06/93	216.166	218.009	218.648	219.004	218.263
Specialized freight (except used goods) trucking, local.....		484220-6	06/93	216.166	218.009	218.648	219.004	218.263
Local hazardous materials trucking (except waste).....		484220-601	06/13	127.736	132.160	134.596	134.596	131.839
Local agricultural products trucking without storage.....		484220-602	06/13	100.736	103.142	103.142	103.142	103.142
Dump trucking.....		484220-603	06/13	148.190	148.190	148.190	148.190	148.190
Local specialized trucking without storage.....		484220-604	06/13	122.788	122.788	122.788	123.652	123.652
Specialized freight (except used) trucking, long-distance.....	48423		12/03	158.561	161.729	163.005	161.873	160.823
Specialized freight (except used goods) trucking, long-distance.....	484230		12/03	158.567	161.735	163.011	161.879	160.829
Primary services.....		484230-P	06/01	155.376	158.863	160.248	158.974	157.826
Specialized freight (except used goods) trucking, long-distance.....		484230-6	06/01	155.376	158.863	160.248	158.974	157.826
Agricultural products trucking, long-distance.....		484230-602	06/13	141.265	153.679	157.987	159.796	157.887
All other specialized trucking, long-distance.....		484230-603	06/13	122.784	124.341	125.040	123.649	122.854

See footnotes at end of table.

Table 11. Producer price indexes for net output of selected industries and their products, not seasonally adjusted — Continued
 [November 2023]

Title ¹	Industry code	Product code	Index base	Unadjusted index ²				
				July 2023	Aug. 2023 ^P	Sept. 2023 ^P	Oct. 2023 ^P	Nov. 2023 ^P
Pipeline Transportation.....	486		05/22	110.120	110.209	110.031	109.816	109.673
Pipeline transportation of crude oil.....	4861		12/03	294.535	295.775	295.775	295.775	295.775
Pipeline transportation of crude oil.....	48611		12/03	294.535	295.775	295.775	295.775	295.775
Pipeline transportation of crude oil.....	486110		06/86	326.418	327.793	327.793	327.793	327.793
Primary services.....		486110-P	06/86	325.999	327.454	327.454	327.454	327.454
Pipeline transportation of crude oil.....		486110-3	06/86	316.319	317.731	317.731	317.731	317.731
Trans-Alaskan Pipeline System transportation.....		486110-311	06/86	130.782	130.782	130.782	130.782	130.782
Pipeline transportation of crude petroleum, except on the Trans-Alaskan Pipeline System.....		486110-312	06/86	426.138	428.162	428.162	428.162	428.162
Pipeline transportation of natural gas.....	4862		05/22	102.902	102.873	102.528	102.169	101.858
Pipeline transportation of natural gas.....	48621		05/22	102.902	102.873	102.528	102.169	101.858
Pipeline transportation of natural gas.....	486210		05/22	102.902	102.873	102.528	102.169	101.858
Primary services.....		486210-P	05/22	102.902	102.873	102.528	102.169	101.858
Pipeline transportation of natural gas services.....		486210-1	05/22	102.902	102.873	102.528	102.169	101.858
Other pipeline transportation.....	4869		12/03	228.491	228.491	228.775	228.775	229.203
Pipeline transportation of refined petroleum products.....	48691		12/03	228.491	228.491	228.775	228.775	229.203
Refined petroleum product pipeline transport.....	486910		06/86	261.487	261.487	261.812	261.812	262.302
Primary services.....		486910-P	06/86	261.919	261.919	262.244	262.244	262.735
Pipeline transportation of refined petroleum products.....		486910-1	06/86	265.658	265.658	265.987	265.987	266.485
Transportation support activities.....	488		12/03	140.499	135.544	136.297	137.871	137.821
Air transportation support activities.....	4881		12/96	212.054	212.651	210.865	213.521	213.795
Airport operations.....	48811		12/03	165.135	165.114	159.552	162.821	163.383
Other airport operations.....	488119		12/03	165.162	165.141	159.577	162.847	163.409
Primary services.....		488119-P	06/92	228.708	228.678	220.974	225.502	226.281
Aeronautical services.....		488119-5	06/14	120.869	121.582	121.155	124.085	124.917
Landing fees.....		488119-501	06/14	110.612	110.168	110.157	113.863	113.862
Terminal rental.....		488119-502	06/14	129.892	131.781	130.792	134.630	136.571
Other aeronautical services.....		488119-503	06/14	120.560	120.801	120.801	120.900	120.900
Non-aeronautical services.....		488119-6	06/14	142.102	141.244	132.264	134.459	134.459
Airport parking.....		488119-601	06/14	139.287	139.287	139.287	139.883	139.883
Lease space for rental cars.....		488119-602	06/14	193.428	189.144	150.891	151.200	151.200
Lease space for concessions.....		488119-603	06/92	195.884	195.959	183.749	187.023	187.023
Other non-aeronautical services.....		488119-604	06/14	112.466	112.466	112.466	118.762	118.762
Other air transportation support activities.....		48819	12/03	170.568	171.881	177.675	177.729	177.346
Other support activities for air transport.....		488190	12/03	170.563	171.876	177.669	177.723	177.341
Primary services.....		488190-P	06/92	219.465	220.764	228.312	228.312	227.945
Other air transportation support activities.....		488190-5	06/07	152.356	153.258	158.498	158.498	158.243
Water transportation support activities.....	4883		12/03	161.108	161.724	161.667	163.149	163.762
Port and harbor operations.....	48831		12/03	186.528	188.490	187.231	188.670	188.670
Port and harbor operations.....	488310		12/03	186.551	188.513	187.254	188.693	188.693
Primary services.....		488310-P	12/03	189.474	191.722	190.279	191.928	191.928
Port and harbor services.....		488310-1	12/03	189.474	191.722	190.279	191.928	191.928
Marine cargo handling.....	48832		12/03	151.135	151.474	151.474	152.878	154.039
Marine cargo handling.....	488320		12/91	170.239	170.620	170.620	172.201	173.509
Primary services.....		488320-P	12/91	166.032	166.406	166.406	167.957	169.239
Movement of containers.....		488320-8	12/98	148.965	149.259	149.259	150.717	152.023
Other marine cargo handling.....		488320-9	12/98	156.373	157.051	157.051	157.990	157.979
Navigational services to shipping.....	48833		12/03	169.991	170.146	170.922	172.681	172.681
Navigational services to shipping.....	488330		12/92	223.015	223.219	224.236	226.544	226.544
Primary services.....		488330-P	12/92	228.567	228.790	229.907	232.274	232.274
Navigational services to shipping and salvage.....		488330-1	12/92	228.567	228.790	229.907	232.274	232.274
Freight transportation arrangement.....	4885		12/96	113.394	104.649	106.651	107.892	107.560
Freight transportation arrangement.....	48851		12/96	113.394	104.649	106.651	107.892	107.560
Freight transportation arrangement.....	488510		12/94	115.712	106.790	108.832	110.099	109.759
Primary services.....		488510-P	12/94	115.411	105.902	108.037	109.403	109.059
Freight forwarding.....		488510-1	12/94	107.591	107.603	107.611	107.611	107.611
Arrangement of freight and cargo n.e.c.....		488510-2	12/94	122.274	103.427	107.649	110.355	109.672
U.S. Postal Service.....	491		06/89	292.039	292.039	292.039	292.039	292.039
U.S. Postal Service.....	4911		06/89	292.039	292.039	292.039	292.039	292.039

See footnotes at end of table.

Table 11. Producer price indexes for net output of selected industries and their products, not seasonally adjusted — Continued
 [November 2023]

Title ¹	Industry code	Product code	Index base	Unadjusted index ²				
				July 2023	Aug. 2023 ^P	Sept. 2023 ^P	Oct. 2023 ^P	Nov. 2023 ^P
U.S. Postal Service.....	49111		06/89	292.039	292.039	292.039	292.039	292.039
U.S. Postal Service.....	491110		06/89	292.039	292.039	292.039	292.039	292.039
Primary services.....		491110-P	06/89	292.039	292.039	292.039	292.039	292.039
Mailing services (market dominant services).....		491110-7	12/12	147.490	147.490	147.490	147.490	147.490
First class mail.....		491110-71	06/89	261.519	261.519	261.519	261.519	261.519
Retail letters.....		491110-711	12/12	146.346	146.346	146.346	146.346	146.346
Commercial letters.....		491110-712	12/12	141.369	141.369	141.369	141.369	141.369
Retail and commercial flats.....		491110-713	12/12	144.053	144.053	144.053	144.053	144.053
Other first class mail and fees.....		491110-714	12/12	162.808	162.808	162.808	162.808	162.808
Periodicals mail.....		491110-72	06/89	357.340	357.340	357.340	357.340	357.340
Outside county.....		491110-721	06/89	365.275	365.275	365.275	365.275	365.275
Other periodicals mail and fees.....		491110-722	12/12	139.998	139.998	139.998	139.998	139.998
Standard class mail.....		491110-73	06/89	338.571	338.571	338.571	338.571	338.571
High density and saturation flats and parcels.....		491110-731	12/12	127.501	127.501	127.501	127.501	127.501
Carrier route basic mail.....		491110-732	12/12	148.454	148.454	148.454	148.454	148.454
Bulk letters.....		491110-733	12/12	144.324	144.324	144.324	144.324	144.324
Bulk flats.....		491110-734	12/12	158.621	158.621	158.621	158.621	158.621
Other standard mail and fees.....		491110-735	12/12	198.808	198.808	198.808	198.808	198.808
Package services mail.....		491110-74	06/89	330.910	330.910	330.910	330.910	330.910
Special services and fees.....		491110-75	06/89	353.467	353.467	353.467	353.467	353.467
Shipping services (competitive services).....		491110-8	12/12	170.603	170.603	170.603	170.603	170.603
Domestic priority mail.....		491110-81	06/89	405.137	405.137	405.137	405.137	405.137
Other shipping services and shipping special services & fees.....		491110-82	12/12	192.075	192.075	192.075	192.075	192.075
Couriers and messengers.....	492		12/03	303.243	306.736	307.968	308.519	307.007
Couriers and express delivery services.....	4921		12/03	314.004	317.827	319.175	319.779	318.123
Couriers and express delivery services.....	49211		12/03	314.020	317.843	319.191	319.795	318.140
Couriers and express delivery services.....	492110		12/03	313.977	317.800	319.148	319.752	318.097
Primary services.....		492110-P	12/03	315.078	318.914	320.267	320.874	319.214
Standard courier services.....		492110-1	12/92	465.977	467.925	469.094	469.484	468.704
Expedited courier services.....		492110-2	12/87	469.295	481.754	485.275	487.095	481.590
Domestic expedited courier services.....		492110-201	12/98	428.624	440.027	443.267	444.628	439.588
International expedited courier services.....		492110-202	12/98	365.025	374.670	377.363	379.355	375.097
Local messengers and local delivery.....	4922		12/03	165.956	165.956	165.956	165.956	165.956
Local messengers and local delivery.....	49221		12/03	165.616	165.616	165.616	165.616	165.616
Local messengers and local delivery.....	492210		12/03	165.587	165.587	165.587	165.587	165.587
Primary services.....		492210-P	12/92	213.628	213.628	213.628	213.628	213.628
Local messengers and local delivery services.....		492210-1	12/92	213.628	213.628	213.628	213.628	213.628
Warehousing and storage.....	493		12/06	143.846	141.801	145.089	144.296	143.092
Warehousing and storage.....	4931		12/06	143.797	141.753	145.040	144.247	143.043
General warehousing and storage.....	49311		12/03	147.977	146.455	150.299	149.876	148.816
General warehousing and storage.....	493110		12/03	148.066	146.543	150.389	149.966	148.905
Primary services.....		493110-P	06/93	162.143	160.475	164.687	164.224	163.062
General warehousing and storage services.....		493110-1	06/93	162.143	160.475	164.687	164.224	163.062
Refrigerated warehousing and storage.....	49312		12/03	154.814	149.556	151.306	148.477	146.153
Refrigerated warehousing and storage.....	493120		12/91	170.134	164.355	166.278	163.170	160.616
Primary services.....		493120-P	12/91	170.428	164.640	166.567	163.452	160.894
Warehousing and storage of refrigerated goods.....		493120-2	12/91	170.623	164.827	166.757	163.639	161.077
Farm product warehousing and storage.....	49313		12/03	146.675	146.608	147.195	147.115	147.091
Farm product warehousing and storage.....	493130		12/92	170.538	170.460	171.142	171.049	171.021
Primary services.....		493130-P	12/92	169.013	169.013	169.790	169.790	169.790
Farm product warehousing and storage services.....		493130-1	12/92	169.013	169.013	169.790	169.790	169.790
Publishing industries.....	513		12/22	104.538	104.607	104.709	104.760	103.880
Newspaper, book, and directory publishers.....	5131		12/22	104.100	103.305	103.013	102.422	102.715
Newspaper publishers.....	51311		12/22	99.272	99.011	98.789	98.603	98.504
Newspaper publishers.....	513110		12/22	99.272	99.011	98.789	98.603	98.504
Primary services.....		513110-P	12/22	99.272	99.011	98.789	98.603	98.504
Newspaper publishing.....		513110-1	12/22	99.272	99.011	98.789	98.603	98.504
Newspaper publishing from print publishers.....		513110-11	12/79	598.665	597.094	595.754	594.634	594.037
Newspaper advertising sales.....		513110-111	09/15	88.026	87.240	86.556	85.945	85.588
Newspaper advertising sales, print only.....		513110-1111	09/15	85.253	84.328	83.524	82.806	82.387
Newspaper advertising sales, digital only and print and digital bundled.....		513110-1112	09/15	104.357	104.357	104.357	104.357	104.357
Newspaper subscription and single copy sales.....		513110-112	09/15	179.932	179.967	180.009	180.080	180.146

See footnotes at end of table.

Table 11. Producer price indexes for net output of selected industries and their products, not seasonally adjusted — Continued
 [November 2023]

Title ¹	Industry code	Product code	Index base	Unadjusted index ²				
				July 2023	Aug. 2023 ^P	Sept. 2023 ^P	Oct. 2023 ^P	Nov. 2023 ^P
Newspaper publishers - Continued								
Newspaper subscriptions, print only.....		513110-1121	09/15	178.175	178.175	178.175	178.175	178.175
Newspaper subscriptions, online only and print and online bundled.....		513110-1122	09/15	198.319	198.776	199.325	200.253	201.114
Periodical publishers.....	51312		12/22	108.383	106.673	105.285	101.938	101.971
Periodical publishers.....	513120		12/22	108.332	106.639	105.264	101.950	101.983
Primary services.....		513120-P	12/22	103.192	103.192	103.192	103.192	103.192
Periodical publishing.....		513120-1	12/22	103.192	103.192	103.192	103.192	103.192
Periodical publishing from print publishers.....		513120-11	12/79	463.284	463.284	463.284	463.284	463.284
Periodicals, advertising sales.....		513120-111	12/14	109.846	109.846	109.846	109.846	109.846
Periodicals, subscriptions and single copy sales.....		513120-112	12/14	104.178	104.178	104.178	104.178	104.178
Specialized business and professional periodicals, subscriptions and single copy sales.....		513120-1121	12/79	580.511	580.511	580.511	580.511	580.511
General and consumer periodicals, subscriptions and single copy sales. . .		513120-1122	12/06	100.339	100.339	100.339	100.339	100.339
Book publishers.....	51313		12/22	104.473	103.739	103.863	104.855	105.752
Book publishers.....	513130		12/22	104.440	103.711	103.834	104.819	105.709
Primary services.....		513130-P	12/22	104.995	104.175	104.314	105.422	106.423
Book publishing from print publishers.....		513130-1	12/80	552.728	548.409	549.142	554.972	560.246
Print book publishing.....		513130-101	09/15	133.880	132.834	133.012	134.424	135.701
General adult and juvenile book publishing.....		513130-1011	06/09	112.879	110.673	111.078	109.851	112.945
General adult book publishing.....		513130-10111	06/09	115.592	115.402	115.562	114.758	114.942
Juvenile book publishing.....		513130-10112	06/09	103.140	99.088	99.708	98.142	103.908
Textbook publishing, including teachers' editions and workbooks.....		513130-1012	12/80	901.994	892.500	898.626	946.825	946.825
College textbook publishing.....		513130-10121	12/80	923.492	887.121	910.589	910.589	910.589
Elementary and high school textbook publishing.....		513130-10122	12/02	203.649	203.649	203.649	218.500	218.500
Technical, scientific, and professional book publishing.....		513130-1013	12/80	924.080	924.080	924.080	924.080	928.342
General reference book publishing.....		513130-1014	12/80	217.148	218.651	215.332	219.616	218.336
Religious book publishing.....		513130-1015	12/80	259.293	260.227	260.350	261.167	260.378
Directory and mailing list publishers.....	51314		12/22	106.521	106.019	106.487	106.082	106.314
Directory and mailing list publishers.....	513140		12/22	106.514	106.010	106.480	106.074	106.306
Primary services.....		513140-P	12/22	106.350	105.822	106.314	105.889	106.132
Directory and mailing list publishing.....		513140-1	12/22	106.350	105.822	106.314	105.889	106.132
Directory and mailing list publishing from print publishers.....		513140-11	12/03	132.218	128.966	131.002	128.165	129.954
Directory and mailing list publishing from print - ad sales incl. phone directory listings.....		513140-111	09/84	293.846	293.846	293.938	293.938	293.938
Directory and mailing list publishing from print - subscription, content, and licensing sales.....		513140-112	01/08	156.556	150.155	154.130	148.545	152.066
Directory and mailing list publishing from Internet publishers.....		513140-12	12/22	105.941	106.032	106.184	106.308	106.198
Other publishers.....	51319		12/22	101.882	101.510	101.690	101.700	101.720
Greeting card publishers.....	513191		12/22	100.213	100.068	100.075	100.075	100.076
Primary services.....		513191-P	12/22	100.096	99.965	99.965	99.965	99.965
Greeting card publishing.....		513191-1	12/22	100.096	99.965	99.965	99.965	99.965
Greeting card publishing from print publishers.....		513191-101	12/85	242.758	242.441	242.441	242.441	242.441
All other publishers.....	513199		12/22	107.127	106.042	106.763	106.805	106.885
Primary services.....		513199-P	12/22	106.545	105.253	106.112	106.161	106.256
All other publishing including yearbooks, art prints, patterns, and trading cards. . .		513199-1	12/22	106.545	105.253	106.112	106.161	106.256
All other publishing including yearbooks, art prints, patterns, and trading cards, from print.....		513199-11	12/03	133.446	131.828	132.904	132.965	133.085
Software publishers.....	5132		12/03	96.062	96.704	97.060	97.531	95.932
Software publishers.....	51321		12/03	96.062	96.704	97.060	97.531	95.932
Software publishers.....	513210		12/97	90.810	91.416	91.752	92.197	90.687
Primary services.....		513210-P	12/97	93.869	94.556	94.937	95.442	93.724
Software publishing, except games.....		513210-5	06/06	102.617	103.480	103.157	103.757	101.643
System & application software publishing, excluding maintenance, tech support & games.....		513210-505	05/22	102.011	102.825	102.452	103.150	100.651
System software publishing.....		513210-50501	05/22	106.022	107.409	105.461	107.166	105.821
Application software publishing.....		513210-50502	12/97	106.322	106.484	108.075	107.561	103.368
Desktop and portable device application software publishing.....		513210-505021	06/06	102.718	101.984	105.696	103.680	101.904
Other application software publishing.....		513210-505022	06/06	118.342	119.181	119.345	119.894	113.546
Software maintenance, technical support, and other services related to software publishing.....		513210-506	12/97	179.348	181.572	181.841	181.243	184.033
Game software publishing.....		513210-7	12/13	84.423	83.745	92.637	92.534	93.721
Other receipts.....		513210-SM	12/97	64.549	64.551	64.552	64.552	-
Broadcasting, except Internet.....	516		12/03	120.299	113.923	112.240	115.187	120.582
Radio and television broadcasting.....	5161		06/01	97.768	97.925	97.922	100.020	101.780
Radio broadcasting.....	51611		12/03	93.551	95.715	96.931	96.526	101.890

See footnotes at end of table.

Table 11. Producer price indexes for net output of selected industries and their products, not seasonally adjusted — Continued
 [November 2023]

Title ¹	Industry code	Product code	Index base	Unadjusted index ²				
				July 2023	Aug. 2023 ^P	Sept. 2023 ^P	Oct. 2023 ^P	Nov. 2023 ^P
Radio broadcasting stations.....	516110		06/88	168.986	172.895	175.093	174.361	184.053
Primary services.....		516110-P	06/88	169.371	173.364	175.612	174.862	184.770
Radio station services.....		516110-1	06/88	179.517	183.750	186.132	185.337	195.839
Radio station advertising sales.....		516110-101	06/88	170.525	175.379	178.111	177.200	189.243
Radio station advertising sales, local.....		516110-10101	12/95	127.925	132.565	130.513	130.887	139.577
Radio station advertising sales, national and regional.....		516110-10102	12/95	114.936	115.906	127.194	124.143	133.054
Other radio station services.....		516110-102	12/03	141.978	141.978	141.978	141.978	141.978
Other receipts.....		516110-SM	12/03	135.102	135.144	135.073	135.168	134.970
Television broadcasting.....	51612		12/03	92.079	91.608	91.229	93.980	94.568
Television broadcasting stations.....	516120		06/01	92.768	92.293	91.911	94.685	95.280
Primary services.....		516120-P	06/01	74.906	74.544	74.252	76.368	76.928
Television station advertising sales.....		516120-3	06/08	73.583	72.971	72.478	76.056	77.003
Other television station broadcasting services.....		516120-4	06/08	117.939	117.939	117.939	117.939	117.939
Other receipts.....		516120-SM	06/01	191.684	191.674	191.683	191.743	185.192
Cable and other subscription programming.....	5162		12/03	137.041	126.519	123.789	127.345	135.124
Cable and other subscription programming.....	51621		12/03	139.401	128.698	125.921	129.538	137.451
Media streaming dist svcs, social networks, and other media networks and content providers.....	516210		12/03	137.103	126.598	123.881	127.445	135.230
Primary services.....		516210-P	12/03	143.252	132.055	129.058	132.721	140.828
Cable networks.....		516210-1	12/03	137.357	118.112	115.075	120.406	131.477
Cable network advertising services.....		516210-11	06/93	166.913	139.875	135.661	143.058	158.419
Cable network programming services.....		516210-12	06/93	290.718	294.830	294.830	294.830	294.830
Radio network and national syndication services.....		516210-3	12/95	100.134	112.099	105.956	106.305	110.293
Telecommunications.....	517		12/03	108.338	108.884	108.031	108.068	108.183
Wired and wireless telecommunications carriers.....	5173		12/17	111.003	111.562	110.681	110.720	110.838
Wired and wireless telecommunications carriers.....	51731		12/17	111.003	111.562	110.681	110.720	110.838
Wired telecommunications carriers.....	517311		12/03	136.908	137.623	135.804	135.887	136.118
Primary products.....		517311-P	12/03	136.720	137.434	135.618	135.700	135.932
Local telephone service, except private lines.....		517311-1	12/03	152.220	152.572	152.524	152.229	151.967
Residence local telephone service.....		517311-111	12/03	167.962	168.858	169.020	169.010	168.999
Business and other local telephone service.....		517311-112	12/03	132.554	132.017	131.618	130.836	130.145
Public switched toll service.....		517311-2	12/03	136.927	136.337	137.706	136.945	137.341
Residence switched toll service.....		517311-21	12/03	207.248	207.998	210.200	211.010	211.334
Business switched toll and other toll service.....		517311-22	12/03	66.868	66.084	66.714	65.749	66.026
Private line telephone service.....		517311-3	12/03	99.278	102.355	102.317	102.510	102.857
All-distance telephone service.....		517311-4	12/11	142.889	143.100	143.141	143.687	145.560
Residential all-distance telephone service.....		517311-401	12/11	150.651	150.900	151.332	152.196	152.026
Business all-distance telephone service.....		517311-402	12/11	136.186	136.365	136.070	136.342	139.971
Video programming distribution.....		517311-5	12/03	186.022	186.539	186.637	186.845	187.154
Video programming subscriber services.....		517311-501	06/93	267.228	268.021	268.171	268.489	268.946
Advertising services.....		517311-502	06/93	115.499	115.499	115.499	115.499	115.613
Internet access services.....		517311-6	06/04	60.365	60.135	59.312	59.323	59.939
Residential Internet access services.....		517311-601	12/11	88.853	89.079	87.580	88.023	88.869
Business Internet access services.....		517311-602	12/11	99.601	97.659	97.100	95.932	97.118
Bundled access services.....		517311-7	12/11	128.464	129.684	125.942	126.209	126.013
Other wired telecommunications services.....		517311-9	12/03	105.075	105.075	105.075	105.075	105.075
Wireless telecommunications carriers.....	517312		06/99	44.326	44.537	44.538	44.536	44.542
Primary services.....		517312-P	06/99	43.809	44.018	44.018	44.017	44.023
Wireless telecommunications services.....		517312-1	06/99	43.809	44.018	44.018	44.017	44.023
Data processing and related services.....	5182		12/03	114.659	114.775	114.603	114.812	115.043
Data processing and related services.....	51821		12/03	114.659	114.775	114.603	114.812	115.043
Data processing, hosting and related services.....	518210		12/00	118.355	118.474	118.297	118.513	118.751
Primary services.....		518210-P	12/00	111.941	112.076	111.875	112.119	112.389
Business process management services.....		518210-1	12/00	104.652	104.652	104.745	104.745	104.834
Data management, information transformation, and related services.....		518210-4	12/00	105.641	105.641	105.641	105.641	105.641
Hosting, ASP, and other IT infrastructure provisioning services.....		518210-5	12/06	113.712	113.954	113.550	113.989	114.431
Other receipts.....		518210-SM	12/00	138.116	138.116	138.116	138.116	138.116
Depository credit intermediation.....	5221		12/03	134.783	137.405	137.490	135.528	140.207
Commercial banking.....	52211		12/03	138.165	140.959	140.943	138.875	143.819
Commercial banking.....	522110		12/03	138.165	140.959	140.943	138.875	143.819
Primary services.....		522110-P	12/03	138.165	140.959	140.943	138.875	143.819
Loan services.....		522110-1	12/03	219.048	227.494	222.707	216.845	223.764
Residential real estate loans, except home equity.....		522110-101	12/03	81.210	82.209	85.950	86.192	89.137

See footnotes at end of table.

Table 11. Producer price indexes for net output of selected industries and their products, not seasonally adjusted — Continued
 [November 2023]

Title ¹	Industry code	Product code	Index base	Unadjusted index ²				
				July 2023	Aug. 2023 ^P	Sept. 2023 ^P	Oct. 2023 ^P	Nov. 2023 ^P
Commercial banking - Continued								
Nonresidential real estate loans.....		522110-102	12/03	522.218	540.855	519.352	501.802	522.105
Home equity loans.....		522110-103	12/03	246.659	266.610	266.359	259.595	246.537
Commercial, industrial, and agricultural loans, except real estate.....		522110-105	12/03	226.121	235.584	230.947	223.524	232.662
New and used auto and truck loans.....		522110-106	12/03	73.593	81.401	73.613	70.629	77.844
Credit cards, overdraft credit, and related plans.....		522110-107	12/03	190.050	194.502	187.187	183.988	189.298
Other loan services.....		522110-108	12/03	109.682	112.089	110.126	109.597	112.054
Deposit services.....		522110-2	12/03	68.168	66.396	70.038	70.820	74.865
Demand deposits.....		522110-201	12/11	105.055	105.204	116.442	117.940	121.189
Time and other deposits.....		522110-202	12/11	143.057	135.573	135.856	137.111	149.507
Trust services.....		522110-3	12/03	100.531	105.708	105.715	105.689	97.433
Other banking services.....		522110-4	12/03	102.080	102.080	102.080	102.080	102.594
Savings institutions.....	52218		12/03	104.457	104.820	106.508	105.880	107.186
Savings institutions and other depository credit intermediation.....	522180		12/03	104.458	104.821	106.509	105.881	107.187
Primary services.....		522180-P	12/03	104.626	104.989	106.680	106.051	107.359
Loan services.....		522180-1	12/03	119.620	120.617	123.846	124.048	127.600
Residential real estate loans, except home equity.....		522180-101	12/03	88.785	87.185	89.497	87.597	89.164
Nonresidential real estate loans.....		522180-102	12/03	200.623	206.414	212.790	216.231	226.435
Home equity loans.....		522180-103	12/03	333.301	329.507	330.747	329.916	331.922
Commercial, industrial, and agricultural loans, except real estate.....		522180-105	12/03	288.811	291.340	296.613	301.031	308.039
New and used auto and truck loans.....		522180-106	12/03	103.196	106.761	110.932	109.466	112.691
Credit cards, overdraft credit, and related plans.....		522180-109	12/11	140.664	146.217	151.004	150.956	157.701
Other loan services.....		522180-111	12/03	98.581	95.207	98.547	97.739	98.241
Deposit services.....		522180-2	12/03	92.499	91.702	90.762	88.358	85.561
Demand deposits.....		522180-201	12/11	120.806	119.430	123.265	123.656	124.390
Time and other deposits.....		522180-202	12/11	115.931	115.040	112.231	108.079	103.160
Trusts and other banking services.....		522180-3	12/03	195.693	195.693	195.693	195.693	195.693
Security, commodity contracts and like activity.....	523		12/03	261.030	265.954	265.831	260.220	258.382
Securities and commodity contracts intermediation and brokerage.....	5231		06/00	213.034	218.110	219.667	218.325	219.233
Investment banking and securities intermediation.....	52315		12/22	112.507	115.187	116.009	115.300	115.780
Investment banking and securities intermediation.....	523150		12/22	112.507	115.187	116.009	115.300	115.780
Primary services.....		523150-P	12/22	112.507	115.187	116.009	115.300	115.780
Securities brokerage.....		523150-1	12/03	131.824	134.142	134.422	132.382	132.435
Brokerage services.....		523150-101	06/00	55.496	55.511	55.880	55.032	55.032
Brokerage services, equities and ETFs.....		523150-1011	06/00	47.577	47.597	48.444	46.393	46.393
Brokerage services, all other securities.....		523150-1012	06/00	74.526	74.538	74.497	74.698	74.698
Other securities related services including margin lending and mutual fund sales.....		523150-102	06/00	196.991	201.950	201.977	198.912	199.026
Investment banking and securities dealing.....		523150-2	12/03	450.719	463.428	468.358	468.414	471.556
Dealer transactions.....		523150-201	06/00	109.606	108.125	109.585	108.671	111.777
Dealer transactions, equity securities.....		523150-2011	06/05	120.293	122.050	125.207	125.122	127.484
Dealer transactions, debt securities and all other trading.....		523150-2012	06/00	129.223	122.735	122.279	119.915	125.043
Investment banking services.....		523150-202	06/00	261.564	266.600	274.242	273.840	270.787
Other securities dealing services.....		523150-203	12/03	2,484.938	2,625.404	2,621.660	2,636.016	2,652.452
Portfolio management and investment advice.....	52394		12/22	107.946	109.527	108.761	105.044	103.245
Portfolio management and investment advice.....	523940		12/22	107.946	109.527	108.761	105.044	103.245
Primary services.....		523940-P	12/22	107.946	109.527	108.761	105.044	103.245
Portfolio management.....		523940-1	06/02	318.683	325.025	323.297	313.682	308.047
Mutual fund and exchange traded fund management.....		523940-11	06/02	348.952	366.491	363.973	353.197	338.825
Management of equity funds.....		523940-1101	01/17	161.434	174.432	172.595	165.377	154.994
Management of bond funds.....		523940-1102	01/17	102.271	102.429	102.112	99.944	99.191
Management of other funds.....		523940-1103	01/17	111.700	111.910	112.103	112.362	112.233
Private portfolio management.....		523940-12	06/02	300.370	301.651	300.300	291.347	289.672
Management of equity private portfolios.....		523940-1201	01/17	156.966	157.876	156.861	150.666	149.556
Management of bond private portfolios.....		523940-1202	01/17	103.974	104.038	103.927	103.684	103.620
Management of other private portfolios.....		523940-1203	01/17	130.526	130.896	130.677	127.510	126.823
Investment advice.....		523940-2	06/02	248.720	244.946	240.827	226.260	223.545
Investment advisory services.....		523940-21	06/02	248.720	244.946	240.827	226.260	223.545
Insurance carriers and related activities.....	524		12/03	151.403	151.766	152.064	152.122	152.106
Insurance carriers.....	5241		12/03	152.140	152.514	152.818	152.879	152.863
Direct life/health/medical insurance carriers.....	52411		12/03	154.971	155.405	155.315	155.408	155.407
Direct life insurance carriers.....	524113		12/98	117.604	117.603	117.244	117.263	117.261
Primary services.....		524113-P	12/98	117.390	117.390	117.031	117.050	117.048
Life insurance policies.....		524113-1	12/98	111.947	111.946	111.519	111.575	111.574
Individual life insurance policies.....		524113-101	12/98	119.520	119.520	119.521	119.506	119.505

See footnotes at end of table.

Table 11. Producer price indexes for net output of selected industries and their products, not seasonally adjusted — Continued
 [November 2023]

Title ¹	Industry code	Product code	Index base	Unadjusted index ²				
				July 2023	Aug. 2023 ^P	Sept. 2023 ^P	Oct. 2023 ^P	Nov. 2023 ^P
Direct life insurance carriers - Continued								
Term life insurance policies.....		524113-10101	12/98	106.491	106.491	106.494	106.495	106.494
Whole life insurance policies.....		524113-10102	12/98	130.220	130.220	130.221	130.221	130.221
Universal life insurance policies.....		524113-10103	12/98	112.671	112.669	112.669	112.735	112.729
Variable-universal and other individual life insurance policies.....		524113-10105	12/17	103.206	103.206	103.206	103.108	103.108
Group life insurance policies.....		524113-102	12/98	93.491	93.491	91.727	92.004	92.004
Annuities.....		524113-2	12/98	150.950	150.943	150.918	150.490	150.479
Variable deferred annuities.....		524113-201	12/98	187.235	187.235	187.235	186.363	186.363
Fixed-rate deferred annuities.....		524113-202	12/98	116.676	116.660	116.660	116.660	116.635
Immediate annuities.....		524113-203	12/98	126.454	126.454	126.198	126.044	126.044
Disability insurance policies.....		524113-3	06/06	102.695	102.695	102.695	102.695	102.695
Direct health and medical insurance carriers.....	524114		12/02	199.347	200.131	200.217	200.372	200.372
Primary services.....		524114-P	12/02	202.540	203.337	203.424	203.582	203.582
Medical service plans.....		524114-1	12/02	211.733	212.568	212.659	212.825	212.825
Comprehensive medical service plans.....		524114-101	12/02	220.584	222.469	222.393	222.757	222.757
Group managed care medical service plans.....		524114-10101	12/02	218.270	218.169	218.286	219.055	219.055
Group fee-for-service medical service plans.....		524114-10102	12/02	192.717	206.710	206.710	206.710	206.710
Individual comprehensive medical service plans.....		524114-10103	12/02	336.483	336.575	336.092	336.092	336.092
Non-comprehensive medical service plans.....		524114-103	06/07	129.469	129.470	129.611	129.616	129.616
Dental service plans.....		524114-10301	12/02	137.278	137.285	137.463	137.512	137.512
Supplemental Medicare service plans.....		524114-10302	12/02	166.294	166.294	166.770	166.770	166.770
Other medical service plans.....		524114-10303	12/02	168.758	168.758	168.758	168.758	168.758
Indemnity health insurance plans.....		524114-2	12/02	114.170	114.184	114.184	114.184	114.184
Other direct insurance carriers.....	52412		12/98	172.191	172.502	173.810	173.808	173.754
Direct property and casualty insurers.....	524126		06/98	172.317	172.629	173.938	173.936	173.881
Primary services.....		524126-P	06/98	172.463	172.776	174.086	174.084	174.029
Private passenger auto insurance.....		524126-1	06/98	214.857	214.900	215.401	215.599	215.612
Homeowner's insurance.....		524126-2	06/98	229.181	229.563	236.608	236.746	236.544
Commercial auto insurance.....		524126-3	06/98	129.522	129.522	131.262	131.262	131.716
Non-auto liability insurance.....		524126-4	06/98	126.860	129.333	129.552	129.552	129.552
Medical malpractice insurance.....		524126-402	06/98	115.022	115.022	115.022	115.022	115.022
Product and other non-auto liability insurance.....		524126-403	06/98	129.356	132.274	132.532	132.532	132.532
Commercial multiple peril insurance.....		524126-5	06/98	151.651	151.685	155.929	155.892	155.892
Worker's compensation insurance.....		524126-6	06/98	90.545	90.545	88.067	88.067	87.449
Other property and casualty insurance.....		524126-7	12/03	121.605	121.250	121.220	120.513	120.513
Insurance agencies and brokerages.....	52421		12/03	113.913	113.934	113.978	113.943	113.943
Insurance agencies and brokerages.....	524210		12/02	117.944	117.967	118.012	117.976	117.976
Primary services.....		524210-P	12/02	118.727	118.751	118.799	118.760	118.760
Sale of property and casualty insurance.....		524210-1	12/02	119.860	119.897	119.971	119.928	119.928
Sale of personal property and casualty insurance.....		524210-101	06/09	117.724	117.724	117.780	117.780	117.780
Sale of private passenger auto insurance.....		524210-10101	12/02	122.157	122.157	122.244	122.244	122.244
Sale of homeowner's insurance.....		524210-10102	12/02	125.478	125.478	125.478	125.478	125.478
Sale of other personal property and casualty insurance.....		524210-10103	06/09	102.821	102.821	102.821	102.821	102.821
Sale of commercial property and casualty insurance.....		524210-102	12/02	119.306	119.381	119.472	119.383	119.383
Sale of life insurance and annuities.....		524210-2	12/02	107.007	107.007	107.007	107.006	107.006
Sale of health and medical insurance.....		524210-3	12/02	134.262	134.262	134.262	134.185	134.185
Sale of other insurance.....		524210-4	12/02	103.281	103.281	103.281	103.281	103.281
Lessors of nonresidential buildings (except miniwarehouses).....	53112		12/03	136.900	141.066	144.212	139.564	141.351
Lessors of nonresidential buildings.....	531120		12/95	160.162	165.037	168.717	163.279	165.370
Primary services.....		531120-P	12/95	155.636	160.373	163.949	158.665	160.697
Leasing of shopping centers and retail stores.....		531120-1	12/95	138.407	142.418	148.096	139.021	145.229
Leasing of professional and office buildings.....		531120-2	12/95	173.294	178.238	178.943	176.046	179.865
Leasing of manufacturing and industrial buildings.....		531120-3	12/95	140.344	140.630	140.260	141.106	141.106
Leasing of other nonresidential buildings and facilities.....		531120-7	12/02	151.601	160.730	167.735	164.023	149.918
Lessors of miniwarehouse and self storage units.....	53113		12/03	197.801	198.945	199.324	197.556	199.509
Miniwarehouse and self-storage unit operators.....	531130		12/03	197.789	198.934	199.312	197.544	199.497
Primary services.....		531130-P	06/93	300.691	302.431	303.007	300.319	303.288
Miniwarehouse and self-storage unit operation.....		531130-1	06/93	300.691	302.431	303.007	300.319	303.288
Offices of real estate agents and brokers.....	5312		12/03	189.425	192.246	192.767	192.982	192.819
Offices of real estate agents and brokers.....	53121		12/03	189.425	192.246	192.767	192.983	192.819
Offices of real estate agents and brokers.....	531210		12/03	189.303	192.121	192.642	192.858	192.694
Primary services.....		531210-P	12/03	189.326	192.145	192.666	192.881	192.718
Real estate brokerage, residential property sales and leases.....		531210-1	12/95	264.427	269.043	269.936	270.470	270.304
Real estate brokerage, nonresidential property sales and leases including land sales and leases.....		531210-6	12/06	141.713	142.220	142.219	141.831	141.562

See footnotes at end of table.

Table 11. Producer price indexes for net output of selected industries and their products, not seasonally adjusted — Continued
 [November 2023]

Title ¹	Industry code	Product code	Index base	Unadjusted index ²				
				July 2023	Aug. 2023 ^P	Sept. 2023 ^P	Oct. 2023 ^P	Nov. 2023 ^P
Offices of real estate agents and brokers - Continued								
Real estate brokerage, nonresidential property sales including land sales.		531210-601	12/09	157.875	158.731	158.716	158.056	157.102
Real estate brokerage, nonresidential property leases including land leases.		531210-602	12/09	130.440	130.423	130.444	130.468	131.310
Real estate property managers.	53131		12/03	130.378	130.866	130.466	130.359	131.718
Residential property managers.	531311		12/03	140.853	141.022	140.276	138.830	140.969
Primary services.		531311-P	12/03	142.927	143.098	142.342	140.875	143.045
Residential property management services.		531311-1	12/95	149.299	149.478	148.688	147.155	149.422
Nonresidential property managers.	531312		12/03	112.981	113.876	113.943	115.608	115.900
Primary services.		531312-P	12/03	112.981	113.876	113.943	115.608	115.900
Nonresidential property management services.		531312-1	12/95	125.443	126.437	126.512	128.361	128.684
Offices of real estate appraisers.	531320		12/03	112.903	112.889	111.813	111.342	110.480
Primary services.		531320-P	12/03	114.665	114.651	113.558	113.081	112.204
Real estate appraisal services.		531320-1	12/95	122.558	122.543	121.375	120.864	119.928
Automotive equipment rental and leasing.	5321		06/01	158.634	157.523	151.809	156.273	149.517
Passenger car rental and leasing.	53211		12/03	145.694	144.697	136.306	142.820	133.427
Passenger car rental.	532111		12/91	213.845	212.383	200.065	209.627	195.840
Primary services.		532111-P	12/91	212.751	211.296	199.041	208.555	194.838
Standard passenger car rental.		532111-2	12/91	204.371	202.355	186.870	198.530	180.711
Passenger car rental for business travel.		532111-211	12/98	99.502	100.096	95.982	96.620	93.137
Passenger car rental for leisure travel.		532111-221	12/98	208.061	204.925	186.803	202.141	180.427
Replacement passenger car rental.		532111-3	12/91	270.839	271.597	271.666	273.134	275.262
Truck, utility trailer and RV rental and leasing.	53212		12/03	141.664	140.624	141.796	140.963	141.293
Truck, utility trailer, and RV rental and leasing.	532120		06/91	162.612	161.417	162.761	161.805	162.183
Primary services.		532120-P	06/91	158.919	158.009	159.498	158.639	159.025
Rental of trucks, truck trailers, RVs.		532120-1	06/91	166.891	165.580	165.257	163.740	165.035
Leasing of trucks, truck trailers, and RVs.		532120-4	06/91	145.953	145.315	147.734	147.288	147.147
Other receipts.		532120-SM	06/91	180.902	177.217	177.105	175.347	175.612
Other heavy machinery rental and leasing.	532412		12/03	138.550	138.267	138.564	138.842	138.663
Primary services.		532412-P	12/03	121.024	120.723	121.039	121.335	121.163
Construction equipment rental and leasing.		532412-1	12/03	131.196	130.734	131.219	131.672	131.408
Oilfield and well drilling equipment rental and leasing.		532412-2	12/03	99.554	99.554	99.554	99.554	99.554
Other receipts.		532412-SM	12/03	211.915	211.915	211.915	211.915	211.772
Legal services.	5411		12/96	271.917	271.576	271.549	273.602	273.104
Offices of lawyers.	54111		12/96	271.917	271.576	271.549	273.602	273.104
Offices of lawyers.	541110		12/96	271.917	271.576	271.549	273.602	273.104
Primary services.		541110-P	12/96	271.084	270.744	270.717	272.764	272.268
Labor and employment legal services.		541110-A	12/14	127.058	128.188	128.209	130.237	129.265
Other legal services.		541110-C	12/14	121.054	121.054	121.054	121.054	121.054
Real estate legal services.		541110-2	12/96	260.656	261.435	261.435	264.469	261.942
Civil negligence legal services.		541110-3	12/96	207.121	207.532	207.718	208.370	208.510
Defendant representation.		541110-301	12/96	261.042	261.397	261.160	262.582	262.582
Plaintiff representation.		541110-302	12/96	145.153	145.564	146.053	146.053	146.285
Wills, estate planning, and probate.		541110-6	12/96	245.708	245.708	245.708	245.708	245.708
Business and commercial legal services.		541110-9	12/14	156.577	155.797	155.719	157.412	157.234
Tax legal services.		541110-901	12/14	177.044	177.044	177.044	177.071	177.084
Intellectual property legal services.		541110-902	12/14	152.818	149.795	149.795	152.214	151.436
Bankruptcy and other business and commercial legal services.		541110-903	12/14	156.042	155.705	155.607	157.233	157.175
Offices of certified public accountants.	541211		12/03	142.080	139.824	143.535	139.953	139.834
Primary services.		541211-P	12/03	146.113	144.359	147.743	143.943	143.794
Other accounting services.		541211-A	12/08	118.086	115.968	123.464	125.136	125.266
Financial auditing.		541211-4	06/95	182.780	184.202	185.365	180.138	179.598
Tax preparation and planning.		541211-5	06/95	187.481	180.765	186.512	178.351	178.409
Bookkeeping and compilation.		541211-9	12/08	140.874	141.019	141.004	140.426	140.387
Other accounting services.	541219		12/03	151.587	156.506	155.649	155.649	155.649
Primary services.		541219-P	12/03	151.741	156.666	155.808	155.808	155.808
Other accounting services (non-CPA firms).		541219-1	12/03	151.741	156.666	155.808	155.808	155.808
Architectural, engineering and related services.	5413		12/96	189.180	189.137	189.090	190.613	190.613
Architectural services.	54131		12/03	125.941	125.844	125.844	126.641	126.641
Architectural services.	541310		12/96	152.074	151.957	151.957	152.920	152.920
Primary services.		541310-P	12/96	155.478	155.344	155.344	156.443	156.443
Residential building projects.		541310-1	12/96	175.741	175.726	175.726	175.211	175.211
Nonresidential building projects.		541310-7	12/10	113.183	113.053	113.053	114.239	114.239

See footnotes at end of table.

Table 11. Producer price indexes for net output of selected industries and their products, not seasonally adjusted — Continued
 [November 2023]

Title ¹	Industry code	Product code	Index base	Unadjusted index ²				
				July 2023	Aug. 2023 ^P	Sept. 2023 ^P	Oct. 2023 ^P	Nov. 2023 ^P
Architectural services - Continued								
Commercial and industrial building projects.....		541310-71	09/19	104.153	104.203	104.203	105.985	105.985
Institutional building projects.....		541310-72	09/19	107.881	107.612	107.612	108.389	108.389
Other architectural services, incl. historic restoration & architectural consulting services.....		541310-8	12/10	146.292	146.292	146.292	146.292	146.292
Engineering services.....	54133		12/03	155.688	155.666	155.622	156.918	156.918
Engineering services.....	541330		12/96	196.545	196.517	196.462	198.099	198.099
Primary services.....		541330-P	12/96	198.389	198.380	198.318	200.107	200.107
Building related engineering projects.....		541330-1	12/96	176.407	176.403	176.403	179.308	179.308
Residential building engineering projects.....		541330-101	12/09	108.526	108.526	108.526	108.526	108.526
Commercial, public, and institutional building engineering projects.....		541330-102	12/09	133.683	133.674	133.674	133.714	133.714
Industrial and manufacturing plant and process engineering projects.....		541330-103	12/09	124.041	124.041	124.041	127.523	127.523
Non-building related engineering projects.....		541330-2	12/96	212.064	212.051	211.943	212.854	212.854
Transportation engineering projects.....		541330-201	12/09	135.284	135.252	135.004	135.964	135.964
Highway and roadway engineering projects.....		541330-20101	12/09	130.163	130.133	129.753	130.994	130.994
Other transportation engineering projects, including mass transit engineering projects.....		541330-20102	12/09	142.666	142.632	142.613	143.078	143.078
Municipal utility and power generation and distribution engineering projects.....		541330-202	12/09	144.158	144.158	144.158	144.997	144.997
All other non-building related engineering projects.....		541330-203	12/09	154.013	154.013	154.013	154.336	154.336
Other receipts.....		541330-SM	12/96	180.010	179.815	179.815	180.065	180.065
Management and technical consulting services.....	5416		06/06	131.071	129.281	133.334	130.586	130.640
Management consulting services.....	54161		06/06	131.072	129.282	133.335	130.586	130.640
Management consulting services.....	541610		06/06	131.275	128.932	134.286	130.399	130.567
Primary services.....		541610-P	06/06	131.581	128.747	135.253	130.358	130.627
Administrative and general management consulting services.....		541610-1	06/06	151.656	146.122	158.140	148.660	148.927
Marketing consulting services.....		541610-3	06/06	67.388	67.389	67.391	67.394	67.394
Process, physical distribution and logistics consulting services.....		541610-4	06/06	117.951	119.731	120.009	120.612	121.852
Human resources consulting services.....		541610-5	06/06	116.591	115.919	117.010	118.255	118.443
Advertising agencies.....	54181		12/03	124.124	123.854	123.883	123.832	123.787
Advertising agencies.....	541810		06/95	150.466	150.139	150.174	150.113	150.057
Primary services.....		541810-P	06/95	153.471	153.113	153.151	153.084	153.023
Advertising agency services.....		541810-4	09/21	109.512	109.256	109.283	109.235	109.192
Advertising creative services billed separately.....		541810-401	06/95	142.072	142.072	142.505	142.505	142.505
Advertising placement services, including bundled placement and creative services.....		541810-402	06/95	163.800	163.218	163.091	162.982	162.883
Other advertising services billed separately.....		541810-403	12/08	102.598	102.598	102.598	102.598	102.598
Employment services.....	5613		12/96	160.385	159.885	158.860	159.472	159.890
Employee leasing services.....	56133		12/03	130.804	130.804	130.804	130.883	131.158
Professional employer organizations.....	561330		12/03	130.804	130.804	130.804	130.883	131.158
Primary services.....		561330-P	06/94	169.183	169.183	169.183	169.285	169.642
Co-employment staffing.....		561330-1	06/94	169.183	169.183	169.183	169.285	169.642
Staffing services (except PEOs).....	56138		12/10	136.721	135.971	134.436	135.290	135.698
Staffing services (except PEOs).....	561380		12/10	136.710	135.960	134.425	135.279	135.687
Primary services.....		561380-P	12/10	137.501	136.739	135.166	136.035	136.451
Temporary help services.....		561380-1	06/94	180.035	178.945	176.531	177.790	178.202
Temporary help services, office and clerical.....		561380-101	06/94	189.436	190.425	190.671	191.176	191.224
Temporary help services, light and heavy industrial.....		561380-102	06/94	184.637	184.647	184.652	184.787	188.278
Temporary help services, technical and professional.....		561380-103	06/94	101.261	100.989	101.467	102.440	102.003
Temporary help services, medical.....		561380-104	06/94	206.611	196.513	177.038	173.331	171.769
Temporary help services, other.....		561380-105	06/94	184.024	183.911	178.184	186.242	184.141
Employment placement services.....		561380-2	12/03	144.541	142.956	143.530	142.973	144.158
Executive search services.....		561380-3	12/06	105.268	108.163	109.913	111.001	112.611
Travel agencies.....	56151		12/03	107.268	109.063	109.403	108.932	108.900
Travel agencies.....	561510		12/89	120.186	122.200	122.579	122.050	122.014
Primary services.....		561510-P	12/89	120.620	123.604	123.069	122.286	122.232
Flight bookings.....		561510-1	12/89	102.122	102.648	102.106	100.377	100.623
Domestic flight bookings.....		561510-111	12/89	103.897	103.814	104.160	103.799	103.799
International flight bookings.....		561510-112	12/89	73.434	74.197	73.249	71.137	71.470
Other travel agency services, except flight bookings.....		561510-2	12/89	169.653	176.159	175.509	175.638	175.225
Hotel and car rental bookings.....		561510-211	12/89	175.462	176.071	175.758	174.459	174.261
Hotel bookings.....		561510-2111	12/11	103.930	104.287	104.102	103.350	103.233
Car rental bookings.....		561510-2112	12/11	98.910	100.101	99.790	95.345	94.972
Cruise and tour bookings.....		561510-222	06/02	111.445	112.454	111.992	112.842	112.082
Cruise bookings.....		561510-2221	12/11	114.816	116.815	116.985	118.622	117.673
Packaged tour bookings.....		561510-2222	12/11	91.532	88.747	85.931	83.763	83.763

See footnotes at end of table.

Table 11. Producer price indexes for net output of selected industries and their products, not seasonally adjusted — Continued
 [November 2023]

Title ¹	Industry code	Product code	Index base	Unadjusted index ²				
				July 2023	Aug. 2023 ^P	Sept. 2023 ^P	Oct. 2023 ^P	Nov. 2023 ^P
Travel agencies - Continued								
All other travel agency services.....		561510-233	06/02	126.121	135.737	135.154	135.154	135.154
Security guards and patrol services.....	561612		12/04	157.562	161.668	161.474	162.779	162.452
Primary services.....		561612-P	12/04	157.372	161.472	161.278	162.582	162.256
Security guard services.....		561612-1	12/04	157.372	161.472	161.278	162.582	162.256
Janitorial services.....	56172		12/03	137.585	137.581	134.149	134.029	134.246
Janitorial services.....	561720		12/94	162.753	162.748	158.689	158.547	158.804
Primary services.....		561720-P	12/94	163.834	163.829	159.572	159.424	159.693
Janitorial cleaning services.....		561720-5	12/94	163.834	163.829	159.572	159.424	159.693
Nonresidential cleaning services.....		561720-51	06/03	135.984	135.979	132.136	132.002	132.245
Residential cleaning services.....		561720-52	06/03	166.937	166.937	166.937	166.937	166.937
Waste collection.....	5621		12/03	182.329	184.454	185.942	185.985	186.801
Waste collection.....	56211		12/03	182.330	184.455	185.943	185.986	186.802
Solid waste collection.....	562111		12/03	182.349	184.472	185.960	186.003	186.818
Primary services.....		562111-P	06/93	251.906	255.216	257.367	257.418	258.788
Solid waste collection services.....		562111-2	06/93	251.906	255.216	257.367	257.418	258.788
Offices of physicians.....	6211		12/96	144.123	144.138	144.149	144.275	144.275
Offices of physicians.....	62111		12/96	144.123	144.138	144.149	144.275	144.275
Offices of physicians, except mental health.....	621111		12/93	155.317	155.333	155.345	155.481	155.481
Primary services.....		621111-P	12/93	155.989	156.006	156.018	156.158	156.158
One and two physician practices and single specialty group practices.....		621111-4	12/93	149.073	149.079	149.079	149.163	149.163
General/family practice.....		621111-411	12/93	165.828	165.872	165.872	166.504	166.504
Internal medicine.....		621111-412	12/99	132.131	132.131	132.131	132.131	132.131
General surgery and other surgical specialties.....		621111-413	12/99	116.920	116.920	116.920	116.727	116.727
Pediatrics.....		621111-414	12/93	248.686	248.686	248.686	249.130	249.130
Obstetrics/gynecology.....		621111-415	12/93	149.239	149.237	149.237	149.237	149.237
Other specialty.....		621111-419	12/99	127.454	127.454	127.454	127.456	127.456
Multispecialty group practice.....		621111-5	12/93	184.515	184.560	184.606	184.903	184.903
Offices of dentists.....	6212		06/10	130.876	131.466	131.466	131.434	131.613
Offices of dentists.....	62121		06/10	130.876	131.466	131.466	131.434	131.613
Offices of dentists.....	621210		06/10	130.879	131.469	131.469	131.437	131.616
Primary services.....		621210-P	06/10	131.066	131.661	131.661	131.630	131.809
Dental visits and consultations.....		621210-1	06/10	142.032	143.367	143.367	143.288	143.831
Private insurance patients: dental visits and consultations.....		621210-11	06/14	131.135	132.314	132.314	132.238	133.082
Medicare, Medicaid and all other patients: dental visits and consultations.....		621210-12	06/14	128.702	129.989	129.989	129.923	129.923
Dental surgical intervention services.....		621210-2	06/10	117.588	117.588	117.588	117.588	117.588
Private insurance patients: dental surgical intervention services.....		621210-21	06/14	114.204	114.204	114.204	114.204	114.204
Medicare, Medicaid and all other patients: dental surgical intervention services.....		621210-22	06/14	112.477	112.477	112.477	112.477	112.477
Dental non-surgical intervention services.....		621210-3	06/10	128.299	128.598	128.598	128.586	128.586
Private insurance patients: dental non-surgical intervention services.....		621210-31	06/14	113.276	113.455	113.455	113.445	113.445
Medicare, Medicaid and all other patients: dental non-surgical intervention services.....		621210-32	06/14	128.798	129.214	129.214	129.202	129.202
Medical and diagnostic laboratories.....	6215		12/03	103.808	103.850	103.885	103.885	103.886
Medical and diagnostic laboratories.....	62151		12/03	103.808	103.850	103.885	103.885	103.886
Medical laboratories.....	621511		12/03	100.817	100.878	100.908	100.908	100.910
Primary services.....		621511-P	06/94	119.938	120.012	120.047	120.047	120.049
Medical laboratory services.....		621511-2	06/94	119.938	120.012	120.047	120.047	120.049
Medicare patients.....		621511-23	06/14	79.423	79.423	79.423	79.423	79.423
Medicaid patients.....		621511-24	06/14	95.625	95.625	95.625	95.625	95.625
Private insurance patients.....		621511-25	06/14	98.070	98.177	98.227	98.227	98.230
All other patients.....		621511-26	06/14	103.207	103.207	103.207	103.207	103.207
Diagnostic imaging centers.....	621512		12/03	107.989	107.989	108.034	108.034	108.034
Primary services.....		621512-P	06/94	113.312	113.312	113.359	113.359	113.359
Diagnostic imaging services.....		621512-4	06/94	113.312	113.312	113.359	113.359	113.359
Medicare and Medicaid patients.....		621512-41	06/14	91.903	91.903	92.039	92.039	92.039
Private insurance and all other patients.....		621512-42	06/14	104.908	104.908	104.917	104.917	104.917
Home health care services.....	6216		12/96	161.387	162.348	163.032	163.667	163.661
Home health care services.....	62161		12/96	161.387	162.348	163.032	163.667	163.661
Home health care services.....	621610		12/96	161.457	162.417	163.103	163.737	163.731
Primary services.....		621610-P	12/96	155.603	156.501	157.206	157.775	157.776
Medicare and Medicaid patients.....		621610-3	12/03	131.155	131.899	132.572	133.249	133.250
Medicare patients.....		621610-31	12/96	138.359	138.359	138.359	139.880	139.880

See footnotes at end of table.

Table 11. Producer price indexes for net output of selected industries and their products, not seasonally adjusted — Continued
 [November 2023]

Title ¹	Industry code	Product code	Index base	Unadjusted index ²				
				July 2023	Aug. 2023 ^P	Sept. 2023 ^P	Oct. 2023 ^P	Nov. 2023 ^P
Home health care services - Continued								
Medicaid patients.....		621610-32	12/03	144.545	145.979	147.277	147.391	147.392
Private insurance and all other patients.....		621610-4	12/03	153.850	154.776	155.250	155.250	155.250
Private insurance patients.....		621610-41	06/14	109.336	109.336	112.620	112.620	112.620
All other patients.....		621610-42	06/14	153.821	154.852	154.852	154.852	154.852
Other receipts.....		621610-SM	12/96	294.995	297.508	297.508	299.859	299.663
All other ambulatory health care services.....	62199		06/06	132.657	132.789	131.701	131.971	132.705
Blood and organ banks.....	621991		06/06	132.652	132.783	131.695	131.965	132.699
Primary services.....		621991-P	06/06	131.196	131.251	130.154	130.408	131.147
Human blood services.....		621991-1	06/06	118.155	118.304	117.075	117.064	117.309
Human red blood and whole blood services.....		621991-12	06/06	114.804	115.250	115.431	115.779	115.561
Human blood plasma services.....		621991-13	06/06	118.006	117.906	115.071	114.639	115.297
Human blood platelet and other blood services.....		621991-14	06/06	133.172	133.416	133.965	134.466	134.507
Human organ, bone, tissue, and other bank services.....		621991-2	06/06	185.876	185.607	184.891	186.086	188.596
Other receipts.....		621991-SM	06/06	150.380	154.338	154.186	155.110	155.276
Hospitals.....	622		12/92	229.520	229.540	228.908	231.203	231.077
General medical and surgical hospitals.....	6221		12/03	166.925	166.962	166.481	168.043	167.930
General medical and surgical hospitals.....	62211		12/03	166.898	166.934	166.454	168.015	167.902
General medical and surgical hospitals.....	622110		12/92	230.381	230.432	229.769	231.924	231.768
Primary services.....		622110-P	12/92	238.044	238.099	237.375	239.728	239.558
Certain infectious and parasitic diseases.....		622110-201	06/08	132.362	132.362	132.362	131.960	131.960
Neoplasms.....		622110-202	12/17	127.467	126.789	128.528	130.233	130.233
Diseases of the blood & blood-forming organs & certain disorders involving the immune mechanism.....		622110-203	12/17	128.310	128.310	128.310	128.344	128.344
Endocrine, nutritional and metabolic diseases.....		622110-204	12/17	105.678	107.223	107.223	106.260	106.260
Mental and behavioural disorders.....		622110-205	12/17	136.072	135.236	123.450	124.034	123.584
Diseases of the nervous system.....		622110-206	12/17	111.369	111.807	112.775	113.951	114.094
Diseases of the circulatory system.....		622110-209	06/08	134.592	134.688	134.688	135.303	133.777
Diseases of the respiratory system.....		622110-210	12/17	117.866	117.977	117.977	120.450	120.450
Diseases of the digestive system.....		622110-211	06/08	151.215	151.333	151.861	155.248	154.923
Diseases of the skin and subcutaneous tissue.....		622110-212	06/08	118.884	118.848	118.848	122.077	120.718
Diseases of the musculoskeletal system and connective tissue.....		622110-213	06/08	151.436	151.400	151.400	153.789	153.341
Diseases of the genitourinary system.....		622110-214	12/17	109.819	110.235	110.235	111.690	115.266
Pregnancy, childbirth and the puerperium.....		622110-215	06/08	176.974	176.391	178.900	179.352	180.352
Certain conditions originating in the perinatal period.....		622110-216	06/08	152.524	152.340	152.340	153.339	153.339
Symptoms, signs and abnormal clinical and laboratory findings, not elsewhere classified.....		622110-218	12/17	120.525	120.434	120.434	120.638	120.638
Injury, poisoning and certain other consequences of external causes.....		622110-219	12/17	112.014	112.014	112.743	113.608	113.608
Factors influencing health status and contact with health services.....		622110-221	12/17	116.754	116.847	116.847	118.133	118.133
Other diseases.....		622110-223	12/17	115.921	115.486	115.486	115.299	115.299
Psychiatric and substance abuse hospitals.....	6222		12/03	172.938	172.754	172.754	172.754	172.786
Psychiatric and substance abuse hospitals.....	62221		12/03	172.938	172.754	172.754	172.754	172.786
Psychiatric and substance abuse hospitals.....	622210		12/92	203.732	203.515	203.515	203.515	203.553
Primary services.....		622210-P	12/92	203.722	203.505	203.505	203.505	203.543
Psychiatric hospitals.....		622210-3	12/92	210.949	210.660	210.660	210.660	210.710
Medicare patients: psychiatric hospitals.....		622210-31	06/14	122.416	122.416	122.416	122.416	122.416
Medicaid patients: psychiatric hospitals.....		622210-32	06/14	162.228	161.744	161.744	161.744	161.744
Private insurance and all other patients: psychiatric hospitals.....		622210-33	06/14	131.301	131.185	131.185	131.185	131.233
Other specialty hospitals.....	6223		12/03	165.358	164.941	164.707	170.009	170.374
Other specialty hospitals.....	62231		12/03	165.358	164.941	164.707	170.009	170.374
Other specialty hospitals.....	622310		12/92	247.879	247.253	246.903	254.859	255.406
Primary services.....		622310-P	12/92	284.196	283.396	282.948	293.117	293.816
Specialty, except psychiatric and substance abuse, hospitals.....		622310-6	12/92	284.196	283.396	282.948	293.117	293.816
Medicare patients.....		622310-61	06/14	116.325	116.316	116.439	118.595	118.997
Medicaid patients.....		622310-62	06/14	109.936	108.826	106.733	136.513	137.368
Private insurance and all other patients.....		622310-63	06/14	108.621	108.263	108.247	108.758	108.852
Nursing care facilities.....	6231		12/03	176.939	177.516	177.126	178.705	178.552
Nursing care facilities.....	62311		12/03	176.939	177.516	177.126	178.704	178.551
Nursing care facilities.....	623110		12/94	268.440	269.315	268.723	271.118	270.885
Primary services.....		623110-P	12/94	270.098	271.023	270.397	272.929	272.684
Medicare and Medicaid patients.....		623110-1	12/94	259.345	260.161	259.039	262.916	262.792
Medicaid patients.....		623110-101	06/12	149.502	150.256	149.218	150.191	150.086
Medicare patients.....		623110-102	06/12	119.248	119.248	119.250	122.703	122.691
Private insurance and all other patients.....		623110-3	12/94	288.371	289.460	289.524	290.198	289.778

See footnotes at end of table.

Table 11. Producer price indexes for net output of selected industries and their products, not seasonally adjusted — Continued
[November 2023]

Title ¹	Industry code	Product code	Index base	Unadjusted index ²				
				July 2023	Aug. 2023 ^P	Sept. 2023 ^P	Oct. 2023 ^P	Nov. 2023 ^P
Nursing care facilities - Continued								
Private insurance patients.....		623110-301	06/14	105.795	105.795	105.795	105.795	105.795
All other patients.....		623110-302	06/14	135.604	136.221	136.257	136.638	136.401
Residential developmental disability homes.....	62321		12/03	229.021	229.064	229.190	231.001	231.056
Residential developmental disability homes.....	623210		12/03	229.012	229.056	229.182	230.992	231.048
Primary services.....		623210-P	12/03	228.853	228.903	229.048	229.158	229.221
Residential intellectual and developmental disability services.....		623210-1	12/03	228.853	228.903	229.048	229.158	229.221
Medicaid patients.....		623210-11	06/14	147.870	147.911	148.029	148.118	148.170
Non-Medicaid patients.....		623210-12	06/14	156.714	156.714	156.714	156.714	156.714
Amusement and theme parks.....	7131		06/06	212.512	203.055	203.312	216.197	219.419
Amusement and theme parks.....	71311		06/06	212.181	202.740	202.997	215.862	219.078
Amusement and theme parks.....	713110		06/06	212.170	202.726	202.982	215.847	219.065
Primary services.....		713110-P	06/06	207.875	197.971	198.149	210.779	214.232
Amusement and theme park admissions.....		713110-1	06/06	224.010	208.871	209.348	228.060	233.364
Amusement and theme park food and beverage sales.....		713110-2	06/06	208.599	208.599	208.599	208.599	208.599
Amusement and theme park merchandise sales, games, and other services.....		713110-3	06/06	132.785	132.063	130.005	136.929	136.929
Other receipts.....		713110-SM	06/06	265.242	266.315	268.085	283.655	281.731
Golf courses and country clubs.....	71391		12/05	157.556	157.753	157.730	157.825	160.557
Golf courses and country clubs.....	713910		12/05	157.557	157.754	157.732	157.826	160.559
Primary services.....		713910-P	12/05	157.544	157.752	157.728	157.825	160.697
Membership dues and fees.....		713910-1	12/05	172.601	172.601	172.554	172.554	172.554
Greens and guest fees.....		713910-2	12/05	122.093	121.901	121.901	122.279	132.851
Food and beverage sales.....		713910-3	12/05	175.639	176.883	176.883	176.883	177.506
Equipment rentals and all other golf services.....		713910-4	12/05	136.398	136.398	136.398	136.398	137.348
Fitness and recreational sports centers.....	71394		12/04	116.970	117.049	117.061	117.261	117.663
Fitness and recreational sports centers.....	713940		12/04	116.972	117.051	117.063	117.263	117.666
Primary services.....		713940-P	12/04	112.660	112.660	112.673	112.892	113.332
Fitness and recreational facility memberships.....		713940-1	12/04	101.811	101.811	101.828	102.112	102.681
Recreational facility admissions, classes, and other fitness center services.....		713940-2	12/04	149.479	149.479	149.479	149.479	149.479
Other receipts.....		713940-SM	12/04	133.909	134.673	134.673	134.673	134.673
Accommodation.....	721		12/96	201.875	197.492	196.034	194.251	194.133
Accommodation.....	7211		12/96	201.875	197.492	196.034	194.252	194.134
Hotels (exc casino hotels) and motels.....	72111		12/03	182.054	176.497	173.222	173.002	171.301
Hotels and motels, except casino hotels.....	721110		12/03	182.072	176.511	173.235	173.015	171.315
Primary services.....		721110-P	12/03	184.870	179.097	175.681	175.482	173.833
Guestroom rental.....		721110-1	12/03	192.282	184.576	180.225	179.867	177.590
Limited service hotels and motels guestroom rental.....		721110-101	06/93	212.842	209.792	206.560	201.803	190.875
Full service hotels and motels guestroom rental.....		721110-102	06/93	293.044	283.751	280.721	281.430	268.374
Luxury and resort hotels guestroom rental.....		721110-103	06/93	288.164	269.571	257.465	258.603	273.144
Hotel and motel food and beverage and related services.....		721110-2	12/03	154.825	155.523	155.635	156.265	156.655
Hotel and motel food and nonalcoholic beverage and related services.....		721110-201	12/03	151.320	152.111	151.824	152.527	152.997
Hotel and motel alcoholic beverage and related services.....		721110-202	12/03	173.243	173.487	175.582	175.845	175.845
Other hotel and motel services.....		721110-5	12/10	157.299	159.846	159.389	159.013	160.234
Other receipts.....		721110-SM1	12/10	172.428	177.763	182.074	179.912	171.862
Casino hotels.....	72112		12/03	130.117	130.973	134.525	130.195	133.774
Casino hotels.....	721120		12/03	130.097	130.952	134.504	130.175	133.753
Primary services.....		721120-P	12/03	131.584	132.443	136.059	131.661	135.201
Casino hotel guestroom rental.....		721120-1	06/01	146.866	155.590	174.538	140.077	159.539
Casino hotel food and beverage and related services.....		721120-2	12/03	215.892	215.906	215.906	215.785	217.684
Casino hotel food and nonalcoholic beverage and related services.....		721120-201	12/03	193.040	193.063	193.063	192.896	192.952
Casino hotel alcoholic beverage and related services.....		721120-202	12/03	281.475	281.461	281.461	281.482	288.945
Casino gaming receipts.....		721120-5	06/01	112.854	112.023	112.669	114.555	114.375
Other casino hotel services.....		721120-6	06/11	108.346	108.346	108.346	108.346	114.228
Other receipts.....		721120-SM1	06/11	132.999	134.450	135.831	133.328	144.659
Commercial machinery repair and maintenance.....	8113		06/06	188.130	188.132	191.369	191.371	191.370
Commercial machinery repair and maintenance.....	81131		06/06	188.152	188.154	191.391	191.392	191.391
Commercial machinery repair and maintenance.....	811310		06/06	188.082	188.084	191.320	191.322	191.321
Primary services.....		811310-P	06/06	170.372	170.372	173.353	173.353	173.353
Maintenance and repair services for agricultural, construction, and mining machinery.....		811310-5	12/13	168.580	168.580	170.070	170.070	170.070
Maintenance and repair services for commercial and service industry machinery.....		811310-6	12/13	143.959	143.959	149.009	149.009	149.009
Maintenance and repair services for industrial machinery.....		811310-7	12/13	122.530	122.530	124.631	124.631	124.631
Maintenance and repair services for general purpose machinery.....		811310-8	12/13	139.151	139.151	139.151	139.151	139.151

See footnotes at end of table.

Table 11. Producer price indexes for net output of selected industries and their products, not seasonally adjusted — Continued
 [November 2023]

Title ¹	Industry code	Product code	Index base	Unadjusted index ²				
				July 2023	Aug. 2023 ^p	Sept. 2023 ^p	Oct. 2023 ^p	Nov. 2023 ^p
Special indexes								
New nonresidential building construction by contractor type/region.....	236400		02/14	160.459	160.677	160.776	160.119	159.786
General contractors.....		236400-1	02/14	157.407	157.560	157.686	157.126	156.833
General contractors, Northeast.....		236400-11	02/14	146.520	146.499	146.572	146.144	146.557
General contractors, South.....		236400-12	02/14	162.051	162.051	162.525	161.980	160.845
General contractors, Midwest.....		236400-13	02/14	144.066	144.514	144.220	144.721	144.991
General contractors, West.....		236400-14	02/14	169.923	170.145	170.189	168.616	168.542
Plumbing, heating, and air conditioning contractors.....		236400-221	02/14	150.101	150.925	151.005	151.992	150.940
Plumbing, heating, and air conditioning contractors, Northeast.....		236400-2211	02/14	175.161	175.161	175.161	175.699	174.511
Plumbing, heating, and air conditioning contractors, South.....		236400-2212	02/14	145.573	147.721	147.721	148.981	148.787
Plumbing, heating, and air conditioning contractors, Midwest.....		236400-2213	02/14	139.666	138.162	138.105	138.685	138.656
Plumbing, heating, and air conditioning contractors, West.....		236400-2214	02/14	144.553	146.270	146.650	147.985	144.946
Electrical contractors.....		236400-222	02/14	178.322	178.225	178.460	176.964	176.964
Electrical contractors, Northeast.....		236400-2221	02/14	182.295	182.617	182.740	181.069	181.069
Electrical contractors, South.....		236400-2222	02/14	177.656	177.656	177.656	175.678	175.678
Electrical contractors, Midwest.....		236400-2223	02/14	165.781	165.432	166.242	165.352	165.352
Electrical contractors, West.....		236400-2224	02/14	186.906	186.578	186.731	185.521	185.521
Roofing contractors.....		236400-223	02/14	179.251	179.162	178.135	179.387	179.532
Roofing contractors, Northeast.....		236400-2231	02/14	154.665	154.600	154.541	158.662	158.662
Roofing contractors, South.....		236400-2232	02/14	205.724	205.724	201.410	203.671	203.489
Roofing contractors, Midwest.....		236400-2233	02/14	174.113	174.113	174.641	175.183	175.587
Roofing contractors, West.....		236400-2234	02/14	160.849	160.586	160.785	160.435	160.696
Poured concrete foundation and structure contractors.....		236400-224	02/14	162.714	162.617	162.549	165.689	165.789
Poured concrete foundation and structure contractors, Northeast.....		236400-2241	02/14	150.148	150.218	150.218	154.669	154.669
Poured concrete foundation and structure contractors, South.....		236400-2242	02/14	175.044	174.955	175.088	178.696	178.895
Poured concrete foundation and structure contractors, Midwest.....		236400-2243	02/14	155.061	155.167	154.688	156.462	156.583
Poured concrete foundation and structure contractors, West.....		236400-2244	02/14	159.584	159.241	159.241	162.457	162.457
New nonresidential building construction by region.....	236500		02/14	160.824	160.998	161.105	160.351	160.034
New nonresidential building construction, Northeast.....		236500-1	02/14	166.803	166.854	166.892	167.159	167.068
New nonresidential building construction, South.....		236500-2	02/14	159.024	159.263	159.484	158.734	158.151
New nonresidential building construction, Midwest.....		236500-3	02/14	151.705	151.670	151.567	151.892	151.925
New nonresidential building construction, West.....		236500-4	02/14	166.647	166.953	167.098	165.019	164.669
Nonresidential building maintenance & repair.....	2381MR		04/09	147.224	147.293	147.314	147.659	147.855
General medical and surgical hospitals by patient type.....	62211A							
Medicare patients.....		62211A-2	12/92	191.482	191.489	191.489	195.239	195.040
Medicaid patients.....		62211A-4	12/92	152.087	151.590	151.590	151.590	151.590
Private insurance and all other patients.....		62211A-6	12/92	305.933	306.298	304.132	305.569	305.192
Private insurance patients.....		62211A-61	06/14	132.932	133.087	133.246	133.903	133.796
All other patients.....		62211A-62	06/14	135.766	135.952	126.814	127.205	126.612
Premiums for property and casualty insurance ³	924126		06/98	168.326	168.458	169.445	169.474	169.418
Primary services.....		924126-P	06/98	168.488	168.620	169.608	169.638	169.581
Premiums for private passenger auto insurance.....		924126-1	06/98	207.192	207.230	207.724	207.905	207.916
Premiums for homeowner's insurance.....		924126-2	06/98	227.775	228.135	233.698	233.810	233.631
Premiums for commercial auto insurance.....		924126-3	06/98	120.408	120.408	120.995	120.995	121.129
Premiums for non-auto liability insurance.....		924126-4	06/98	124.171	125.011	125.174	125.174	125.174
Premiums for medical malpractice insurance.....		924126-402	06/98	119.025	119.025	119.025	119.025	119.025
Premiums for product and other non-auto liability insurance.....		924126-403	06/98	124.855	125.844	126.035	126.035	126.035
Premiums for commercial multiple peril insurance.....		924126-5	06/98	141.089	141.127	142.365	142.362	142.362
Premiums for worker's compensation insurance.....		924126-6	06/98	97.794	97.794	97.316	97.316	96.850
Premiums for other property and casualty insurance.....		924126-7	12/03	120.167	119.952	119.952	119.534	119.534

¹ Industry and product class indexes may include products not shown separately.

² All indexes are subject to revision for 4 months after their originally scheduled publication to incorporate late reports and corrections by survey respondents.

³ The special index for 924126, in which prices reflect premiums only, contrasts with the index shown elsewhere in this table for NAICS 524126, where prices reflect premiums plus the amount of investment income earned on the invested portion of the premium.

p Preliminary

"-" Data not available.

n.e.c. = Not elsewhere classified.

NOTE: Titles of some industries and products are not shown in this table because they fail to meet our publication criteria.

Table 12. Producer price index percentage changes for the net output of selected industries and their products, not seasonally adjusted
[November 2023]

Title ¹	Industry code	Product code	Unadjusted 12-month percent change ²	Unadjusted 1-month percent change ²				
			Nov. 2022 to Nov. 2023 ^P	June to July	July to Aug. ^P	Aug. to Sept. ^P	Sept. to Oct. ^P	Oct. to Nov. ^P
Logging.....	1133		-4.5	-0.8	0.9	0.0	0.2	-1.4
Logging.....	11331		-4.5	-0.8	0.9	0.0	0.2	-1.4
Logging.....	113310		-4.5	-0.8	0.9	0.0	0.2	-1.4
Primary products.....		113310-P	-4.5	-0.8	0.9	0.0	0.2	-1.4
Secondary products and miscellaneous receipts.....		113310-SM						
Mining								
Total mining industries.....			-10.4	6.4	3.3	4.5	-1.4	-1.9
Oil and gas extraction.....	211		-15.5	12.3	6.2	7.8	-2.4	-3.6
Oil and gas extraction.....	2111		-15.5	12.3	6.2	7.8	-2.4	-3.6
Crude petroleum and natural gas extraction.....	211111		-14.1	11.0	6.4	8.2	-1.7	-4.2
Primary products.....		211111-P	-14.1	11.0	6.4	8.2	-1.8	-4.2
Crude petroleum.....		211111-1	-10.2	8.5	8.1	10.3	-3.4	-9.5
Natural gas (from the wellhead).....		211111-3	-40.1	24.3	-1.7	-2.5	8.0	23.3
Natural gas liquids extraction.....	211112		-24.7	23.0	4.9	5.0	-6.8	1.3
Primary products.....		211112-P	-24.7	23.0	4.9	5.0	-6.8	1.3
Natural gas liquids.....		211112-1	-26.7	24.3	5.5	7.6	-7.0	-5.9
Isopentane and natural gasoline.....		211112-11	-8.2	8.2	11.5	9.7	-8.1	-8.2
Propane.....		211112-12	-30.5	13.1	12.2	9.7	-6.9	-9.1
Butane.....		211112-13	-14.8	23.1	16.7	5.2	-9.8	10.4
Plant condensate, ethane, gas mixtures, and other natural gas liquids.....		211112-14	-32.1	33.7	-0.1	6.8	-6.0	-7.5
Residue gas shipped from natural gas liquids plants.....		211112-3	-41.3	19.1	2.8	-4.0	-6.2	29.0
Mining (except oil & gas).....	212		-1.7	-0.9	-0.8	-0.5	0.8	-0.5
Coal mining.....	2121		-9.3	1.3	1.4	-3.2	2.3	-1.4
Coal mining.....	21211		-9.3	1.3	1.4	-3.2	2.3	-1.4
Coal mining.....	212110		-9.3	1.3	1.4	-3.2	2.3	-1.4
Primary products.....		212110-P	-	1.3	1.4	-3.2	2.3	-1.4
Coal, utility sold.....		212110-1	-	1.4	1.5	-3.9	2.8	-2.3
Bituminous coal and lignite surface mining (utility sold).....		212110-11	-8.7	-5.1	6.1	-9.1	6.7	-7.3
Raw bituminous and lignite from surface mining operations (utility sold).....		212110-111	-13.4	0.2	3.8	-2.5	-1.1	-3.1
Processed bituminous coal and lignite surface operations (utility sold).....		212110-113	-7.2	-6.5	6.8	-10.9	9.0	-8.4
Bituminous coal underground mining (utility sold).....		212110-12	-9.9	5.0	-0.8	-1.2	1.0	0.3
Raw bituminous coal shipped from underground mining operations (utility sold).....		212110-121	-	-0.3	-0.3	1.2	1.2	0.7
Processed bituminous coal shipped from underground mines (utility sold).....		212110-123	-11.2	5.9	-0.9	-1.6	0.9	0.2
Coal exports.....		212110-4	-	-1.0	0.8	-1.7	0.8	0.5
Coal non-utility sold (including anthracite).....		212110-5	6.7	3.1	0.5	3.1	-2.0	6.2
Secondary products and miscellaneous receipts.....		212110-SM						
Metal ore mining.....	2122		0.3	-2.8	-3.1	0.6	1.2	-0.7
Iron ore mining.....	21221		-6.1	-0.7	1.1	0.5	-1.1	-1.9
Iron ore mining.....	212210		-6.1	-0.7	1.1	0.5	-1.1	-1.9
Primary products.....		212210-P	-6.1	-0.7	1.1	0.5	-1.1	-1.9
Iron ore (including crude, concentrates, agglomerates and pellets).....		212210-0	-6.1	-0.7	1.1	0.5	-1.1	-1.9
Copper, nickel, lead & zinc mining.....	21223		-	-3.8	-6.8	1.2	0.2	-
Copper, nickel, lead and zinc mining.....	212230		-	-3.8	-6.8	1.2	0.2	-
Primary products.....		212230-P	-	-4.8	-7.4	1.6	0.7	-
Secondary products and miscellaneous receipts.....		212230-SM						
Other metal ore mining.....	21229		-	-10.3	-	-	-	-
Other metal ore mining.....	212290		-	-10.3	-	-	-	-
Primary products.....		212290-P	-	-10.3	-	-	-	-
Other metal ores, including uranium.....		212290-1	-	-10.3	-	-	-	-
Nonmetallic mineral mining & quarrying.....	2123		6.2	-0.3	-0.1	0.5	-0.4	0.4
Stone mining & quarrying.....	21231		9.2	-0.3	1.0	0.1	0.0	-0.1
Dimension stone mining and quarrying.....	212311		27.3	10.2	0.0	0.0	0.0	0.0
Primary products.....		212311-P	28.5	10.6	0.0	0.0	0.0	0.0
Dimension stone.....		212311-0	28.5	10.6	0.0	0.0	0.0	0.0
Secondary products and miscellaneous receipts.....		212311-SM						
Crushed and broken limestone mining.....	212312		8.9	0.3	0.7	0.2	0.0	-0.1

See footnotes at end of table.

Table 12. Producer price index percentage changes for the net output of selected industries and their products, not seasonally adjusted — Continued
 [November 2023]

Title ¹	Industry code	Product code	Unadjusted 12-month percent change ²	Unadjusted 1-month percent change ²				
				Nov. 2022 to Nov. 2023 ^P	June to July	July to Aug. ^P	Aug. to Sept. ^P	Sept. to Oct. ^P
Crushed and broken limestone mining - Continued								
Primary products.....		212312-P	9.0	0.2	0.8	0.2	0.0	-0.1
Crushed and broken limestone.....		212312-0	9.0	0.2	0.8	0.2	0.0	-0.1
Secondary products and miscellaneous receipts.....		212312-SM						
Crushed and broken granite mining.....								
Primary products.....	212313	212313-P	9.3	-3.9	0.3	-0.3	0.0	0.0
Crushed and broken granite.....		212313-0	9.3	-3.9	0.3	-0.3	0.0	0.0
Secondary products and miscellaneous receipts.....		212313-SM						
Other crushed and broken stone mining.....								
Primary products.....	212319	212319-P	7.3	-0.5	3.3	0.0	0.0	0.0
Bituminous limestone and sandstone, and other crushed and broken stone.....		212319-0	7.8	-0.5	3.4	0.0	0.0	0.0
Secondary products and miscellaneous receipts.....		212319-SM						
Sand/gravel/clay/refractory minerals mining.....								
Primary products.....	212322		7.7	0.1	0.8	0.1	0.0	0.2
Construction sand and gravel mining.....								
Primary products.....	212321	212321-P	7.2	0.2	1.0	0.1	-0.1	0.2
Construction sand and gravel (run of pit/bank, washed, screened, etc).....		212321-0	7.5	0.2	1.0	0.1	-0.1	0.2
Construction sand and gravel, Midwest.....		212321-02	8.2	-0.3	0.8	0.0	-0.3	0.4
Construction sand and gravel, West.....		212321-04	7.6	0.6	1.5	0.1	0.0	0.1
Secondary products and miscellaneous receipts.....		212321-SM						
Miscellaneous receipts.....		212321-M	6.3	0.0	0.0	0.0	0.0	0.0
Kaolin, clay, and ceramic and refractory minerals mining.....								
Primary products.....	212323	212323-P	-	0.1	0.0	0.0	0.2	0.3
Kaolin and ball clay.....		212323-1	-	0.0	0.0	0.0	-	-
Bentonite.....		212323-2	5.4	0.0	0.0	0.0	1.5	0.5
Secondary products and miscellaneous receipts.....		212323-SM						
Other nonmetallic mineral mining & quarrying.....								
Primary products.....	212399		-4.8	-1.5	-5.3	2.6	-2.2	2.3
Other nonmetallic mineral mining and quarrying.....								
Primary products.....	212390	212390-P	-	-1.5	-5.3	2.6	-2.2	2.3
Rock salt.....		212390-5	-	0.0	1.8	0.0	0.0	-
All other nonmetallic minerals, including gypsum.....		212390-9	12.7	-0.9	2.8	0.3	-4.3	8.1
Secondary and miscellaneous.....		212390-SM						
Mining support activities.....								
Primary services.....	213		1.9	0.1	-0.3	0.8	-0.9	1.5
Secondary products and miscellaneous receipts.....								
Mining support activities.....								
Primary services.....	2131		1.9	0.1	-0.3	0.8	-0.9	1.5
Secondary products and miscellaneous receipts.....								
Mining support activities.....								
Primary services.....	21311		1.9	0.1	-0.3	0.8	-0.9	1.5
Secondary products and miscellaneous receipts.....								
Drilling oil and gas wells.....								
Primary services.....	213111	213111-P	1.7	-0.6	4.7	0.0	0.0	-0.5
Oil and gas well directional drilling control.....		213111-03	1.7	-0.6	4.7	0.0	0.0	-0.5
Drilling oil and gas wells, including drilling in, spudding in or tailing in.....		213111-04	5.8	-0.3	-0.2	0.0	0.0	0.0
Reworking oil and gas wells.....		213111-05	2.3	-0.7	5.7	0.0	0.0	-0.1
Secondary products and miscellaneous receipts.....			-7.9	0.0	0.0	0.0	0.0	-4.3
Support activities for oil and gas operations.....								
Primary services.....	213112	213112-P	2.0	0.4	-2.0	1.1	-1.2	2.4
Oil and gas field support services.....		213112-0	2.7	0.4	-2.1	1.2	-1.3	2.5
Secondary products and miscellaneous receipts.....		213112-SM	2.7	0.4	-2.1	1.2	-1.3	2.5
Support activities for coal mining.....								
Primary services.....	213113	213113-P	5.8	0.0	2.6	0.1	0.1	-0.2
Coal mining services.....		213113-0	5.8	0.0	2.6	0.1	0.1	-0.2
Support activities for metal and nonmetallic minerals mining.....								
Primary services.....	213118	213118-P	-	0.0	0.0	0.0	0.0	0.0
Support activities for metal and nonmetallic minerals mining.....		213118-1	-	0.0	0.0	0.0	0.0	0.0
Utilities.....								
Electric power generation, transmission, and distribution.....	221		1.4	4.7	13.1	-8.3	-1.3	-0.3
Electric power generation, transmission, and distribution.....								
Electric power generation.....	2211		3.7	5.6	15.9	-9.8	-1.7	-1.1
Electric power generation.....								
Primary products.....	22111		6.9	18.4	56.8	-26.5	4.1	-3.2
Utilities.....	221110	221110-P	6.9	18.5	56.8	-26.5	4.1	-3.2
Non-utilities.....		221110-4	7.9	19.3	56.9	-26.8	4.1	-3.3
Secondary products and miscellaneous receipts.....		221110-5	-9.7	16.8	2.8	-6.5	1.7	-1.8
Secondary products and miscellaneous receipts.....		221110-SM	28.0	22.0	111.1	-36.8	5.9	-4.3
Electric power transmission, control, and distribution.....								
Primary services.....	22112		2.2	1.4	0.0	0.3	-4.3	-0.1

See footnotes at end of table.

Table 12. Producer price index percentage changes for the net output of selected industries and their products, not seasonally adjusted — Continued
 [November 2023]

Title ¹	Industry code	Product code	Unadjusted 12-month percent change ²	Unadjusted 1-month percent change ²				
			Nov. 2022 to Nov. 2023 ^P	June to July	July to Aug. ^P	Aug. to Sept. ^P	Sept. to Oct. ^P	Oct. to Nov. ^P
Electric bulk power transmission and control.....	221121		4.3	-0.4	0.2	1.5	0.4	0.1
Primary products.....		221121-P	4.3	-0.4	0.2	1.5	0.4	0.1
Electric bulk power transmission and control.....		221121-3	4.3	-0.4	0.2	1.5	0.4	0.1
Electric power distribution.....	221122		2.1	1.4	0.0	0.3	-4.5	-0.1
Primary products.....		221122-P	6.3	0.5	0.2	0.2	-4.6	-0.6
Residential electric power.....		221122-41	4.9	0.3	0.2	0.0	-3.0	-0.7
New England residential electric power.....		221122-411	4.7	-11.0	0.0	0.2	4.8	0.0
Middle Atlantic residential electric power.....		221122-412	-0.5	0.8	0.2	0.0	-2.0	0.6
East North Central residential electric power.....		221122-413	12.9	0.0	0.1	0.0	-5.1	0.8
West North Central residential electric power.....		221122-414	-2.5	-0.8	1.2	-3.0	-8.5	0.4
South Atlantic residential electric power.....		221122-415	7.9	0.4	0.9	1.0	-5.3	-0.2
East South Central residential electric power.....		221122-416	4.1	-0.1	-0.3	-1.5	0.2	-0.5
West South Central residential electric power.....		221122-417	-3.6	4.2	-0.9	0.4	-1.8	-4.6
Mountain residential electric power.....		221122-418	3.3	0.8	0.0	-1.6	0.1	-3.3
Pacific residential electric power.....		221122-419	10.6	1.5	0.0	0.5	-2.9	0.0
Commercial electric power.....		221122-42	6.6	0.6	0.1	0.5	-5.8	-1.0
New England commercial electric power.....		221122-421	-1.3	-13.7	0.0	0.4	2.1	0.0
Middle Atlantic commercial electric power.....		221122-422	-6.0	3.5	-1.0	1.8	-9.6	0.1
East North Central commercial electric power.....		221122-423	14.6	-0.1	0.4	0.0	-6.7	0.6
West North Central commercial electric power.....		221122-424	-3.9	1.8	3.0	-3.4	-6.8	-0.3
South Atlantic commercial electric power.....		221122-425	6.2	-1.4	0.6	1.8	-1.5	-1.1
East South Central commercial electric power.....		221122-426	3.8	2.1	-0.4	-1.1	-1.6	-0.1
West South Central commercial electric power.....		221122-427	-6.0	3.5	-0.7	1.2	-4.7	-5.1
Mountain commercial electric power.....		221122-428	8.0	2.2	0.0	-2.9	0.4	-2.1
Pacific commercial electric power.....		221122-429	27.2	2.1	0.0	0.8	-11.2	-0.5
Industrial electric power.....		221122-43	9.3	1.1	0.6	0.4	-6.3	0.4
New England industrial electric power.....		221122-431	-23.5	7.1	-3.0	-6.0	-9.1	6.9
Middle Atlantic industrial electric power.....		221122-432	-12.7	-0.7	0.8	1.0	4.3	-0.7
East North Central industrial electric power.....		221122-433	50.8	-0.2	1.5	-0.8	-7.5	3.2
West North Central industrial electric power.....		221122-434	-3.3	2.2	0.9	-5.6	-6.3	-4.1
South Atlantic industrial electric power.....		221122-435	5.0	-1.7	0.8	1.8	-0.2	-0.1
East South Central industrial electric power.....		221122-436	3.1	2.5	0.6	-1.0	-3.2	-0.5
West South Central industrial electric power.....		221122-437	-8.1	0.3	-0.7	-0.4	-2.1	-4.5
Mountain industrial electric power.....		221122-438	4.7	6.9	2.4	11.6	-23.2	12.2
Pacific industrial electric power.....		221122-439	23.4	1.0	0.0	0.4	-8.2	-1.8
Transportation electric power.....		221122-45	7.2	-2.3	0.0	1.6	-5.1	-0.8
Secondary products and miscellaneous receipts.....		221122-SM						
Miscellaneous receipts.....		221122-M	1.4	0.0	0.0	0.6	0.6	0.0
Natural gas distribution.....	2212		-7.9	1.1	1.2	-0.7	0.7	3.5
Natural gas distribution.....	22121		-7.9	1.1	1.2	-0.7	0.7	3.5
Natural gas distribution.....	221210		-7.9	1.1	1.2	-0.7	0.7	3.5
Primary products.....		221210-P	-6.9	1.1	1.3	-0.8	0.5	3.7
Natural gas to ultimate consumers.....		221210-11	-9.7	1.4	1.5	-0.8	0.2	4.2
Residential natural gas.....		221210-112	-8.2	0.5	1.0	-0.9	0.1	3.6
New England residential natural gas.....		221210-1121	-11.3	-9.8	-0.4	-0.9	1.2	24.6
Middle Atlantic residential natural gas.....		221210-1122	-4.3	-0.4	1.4	-0.1	-2.0	0.7
East North Central residential natural gas.....		221210-1123	-19.8	1.5	-0.4	-1.9	0.1	3.9
West North Central residential natural gas.....		221210-1124	-11.5	0.4	-1.4	-0.1	0.0	0.5
South Atlantic residential natural gas.....		221210-1125	-6.5	2.7	-0.6	-0.3	1.8	2.2
East South Central residential natural gas.....		221210-1126	-19.4	4.2	-0.5	-11.6	1.0	5.8
West South Central residential natural gas.....		221210-1127	-10.2	2.9	0.9	0.7	3.7	3.0
Mountain residential natural gas.....		221210-1128	2.9	-2.2	0.9	0.1	-0.1	-0.9
Pacific residential natural gas.....		221210-1129	3.0	2.6	5.1	-0.8	0.3	6.1
Commercial natural gas.....		221210-113	-12.9	1.8	1.8	-2.2	2.0	7.9
New England commercial natural gas.....		221210-1131	-9.9	-1.9	-1.4	-3.2	1.7	56.5
Middle Atlantic commercial natural gas.....		221210-1132	-9.6	0.1	4.1	-0.3	-0.7	1.8
East North Central commercial natural gas.....		221210-1133	-26.8	2.5	-1.0	-8.2	9.1	5.3
West North Central commercial natural gas.....		221210-1134	-13.4	5.5	-1.1	-0.5	-0.2	2.2
South Atlantic commercial natural gas.....		221210-1135	-14.2	0.8	0.9	-1.7	2.4	-0.6
East South Central commercial natural gas.....		221210-1136	-23.6	3.0	2.7	-5.7	-2.9	2.8
West South Central commercial natural gas.....		221210-1137	-14.1	2.6	2.3	0.6	5.1	3.7
Mountain commercial natural gas.....		221210-1138	4.1	-1.1	1.7	0.7	-0.6	-2.1
Pacific commercial natural gas.....		221210-1139	-2.2	5.4	6.7	-0.5	-0.2	20.9
Industrial natural gas.....		221210-114	-14.2	3.9	3.8	-1.4	0.1	6.3

See footnotes at end of table.

Table 12. Producer price index percentage changes for the net output of selected industries and their products, not seasonally adjusted — Continued
 [November 2023]

Title ¹	Industry code	Product code	Unadjusted 12-month percent change ²	Unadjusted 1-month percent change ²				
				Nov. 2022 to Nov. 2023 ^P	June to July	July to Aug. ^P	Aug. to Sept. ^P	Sept. to Oct. ^P
Natural gas distribution - Continued								
New England industrial natural gas.....		221210-1141	-14.0	-6.4	-1.5	-3.5	2.5	62.6
Middle Atlantic industrial natural gas.....		221210-1142	-31.7	10.5	0.8	-0.4	-15.8	2.8
East North Central industrial natural gas.....		221210-1143	-32.5	8.3	0.4	0.3	-1.3	10.1
West North Central industrial natural gas.....		221210-1144	-0.5	7.2	1.3	1.1	-0.8	0.6
South Atlantic industrial natural gas.....		221210-1145	-9.2	1.3	0.1	0.3	-0.4	6.0
East South Central industrial natural gas.....		221210-1146	-35.6	5.6	3.0	-6.7	-2.8	3.7
West South Central industrial natural gas.....		221210-1147	-14.3	4.2	10.6	-3.1	6.7	5.8
Mountain industrial natural gas.....		221210-1148	20.0	-1.1	4.7	0.2	-0.4	-2.3
Pacific industrial natural gas.....		221210-1149	9.9	-0.5	1.4	-1.2	-1.5	6.0
To electric power.....		221210-115	-9.5	2.0	1.8	-0.2	-0.4	3.2
Delivered to ultimate consumers for the account of others (transportation only).....		221210-12	12.8	-0.1	0.0	-0.3	2.4	0.8
Industrial consumer.....		221210-122	6.3	-0.2	0.4	0.1	2.9	0.3
Other consumers.....		221210-123	17.0	0.0	-0.1	-0.6	2.1	1.1
Secondary products and miscellaneous receipts.....		221210-SM						
Miscellaneous receipts.....		221210-M	-3.7	0.2	0.1	-0.2	0.3	0.2
Construction industries								
New industrial building construction.....	236211		0.3	-1.5	0.1	0.7	0.0	-0.2
Primary products.....		236211-P	0.3	-1.5	0.1	0.7	0.0	-0.2
New warehouse building construction.....	236221		-1.5	-0.7	0.1	0.0	-0.1	-0.2
Primary products.....		236221-P	-1.5	-0.7	0.1	0.0	-0.1	-0.2
New school building construction.....	236222		0.0	-1.1	0.0	0.1	-0.3	0.0
Primary products.....		236222-P	0.0	-1.1	0.0	0.1	-0.3	0.0
New office building construction.....	236223		1.7	-1.8	0.2	-0.1	-1.1	-0.1
Primary products.....		236223-P	1.7	-1.8	0.2	-0.1	-1.1	-0.1
New health care building construction.....	236224		0.3	-0.8	0.1	0.0	0.0	-0.6
Primary products.....		236224-P	0.3	-0.8	0.1	0.0	0.0	-0.6
Concrete contractors, nonresidential building work.....	23811X		-1.3	-2.7	0.1	0.0	1.9	0.0
Primary products.....		23811X-P	-1.3	-2.7	0.1	0.0	1.9	0.0
Roofing contractors, nonresidential building work.....	23816X		9.1	-0.4	0.0	-0.2	0.5	0.1
Primary products.....		23816X-P	9.1	-0.4	0.0	-0.2	0.5	0.1
Electrical contractors, nonresidential building work.....	23821X		2.5	-1.4	0.0	0.1	-0.6	0.1
Primary products.....		23821X-P	2.5	-1.4	0.0	0.1	-0.6	0.1
Plumbing, heating and air-conditioning contractors, nonresidential building work.....	23822X		3.3	0.2	0.2	0.0	0.4	-0.4
Primary products.....		23822X-P	3.3	0.2	0.2	0.0	0.4	-0.4
Manufacturing								
Total manufacturing industries.....			-2.2	-0.1	2.3	0.5	-1.3	-0.7
Food mfg.....	311		-1.4	-0.1	0.5	0.6	-0.2	-1.2
Animal food mfg.....	3111		-3.3	-0.5	-0.8	-0.7	-0.9	0.0
Animal food mfg.....	31111		-3.3	-0.5	-0.8	-0.7	-0.9	0.0
Dog and cat food manufacturing.....	311111		6.6	0.0	0.0	0.0	0.0	0.0
Primary products.....		311111-P	6.7	0.0	0.0	0.0	0.0	0.0
Dog food.....		311111-1	5.4	0.0	0.0	0.0	0.0	0.0
Canned dog food.....		311111-11	14.3	0.0	0.0	0.0	0.0	0.0
Dry and semi moist dog food.....		311111-14	3.5	0.0	0.0	0.0	0.0	0.0
Cat food.....		311111-4	9.6	0.0	0.2	0.0	0.0	0.0
Canned cat food.....		311111-44	5.6	0.0	0.0	0.0	0.0	0.0
Dry and semi moist cat food.....		311111-45	10.6	0.0	0.2	0.0	0.0	0.0
Secondary products and miscellaneous receipts.....		311111-SM						
Miscellaneous receipts.....		311111-M1	0.3	0.0	0.0	0.0	0.0	0.0
Other animal food manufacturing.....	311119		-9.9	-0.9	-1.5	-1.2	-1.6	0.1
Primary products.....		311119-P	-10.4	-0.9	-1.5	-1.3	-1.7	0.1
Complete swine feed, supplements, concentrates, and premixes.....		311119-B	-6.6	0.0	-0.5	-0.1	-0.4	-2.4
Complete beef cattle feed, supplements, concentrates, and premixes.....		311119-H	-12.5	-0.1	-1.2	-1.4	-1.6	-0.2
Poultry, exc. chicken and turkey, and livestock, exc. cattle and swine, feed.....		311119-N	-1.9	0.0	-0.1	0.0	0.0	0.4
Pet (excluding dog and cat), laboratory, and fur animal feed.....		311119-R	-3.0	-0.7	0.0	-0.3	-0.5	-0.5
Chicken and turkey feed, supplements, concentrates, and premixes.....		311119-1	-11.8	-0.7	-2.9	-1.9	-3.5	0.8
Complete dairy cattle feed, supplements, concentrates, and premixes.....		311119-5	-14.8	-2.5	-0.9	-1.6	-0.3	1.2
Other prepared animal feeds, including feeding materials and adjuncts.....		311119-9	-12.6	-2.0	-1.8	-1.9	-2.2	-0.8

See footnotes at end of table.

Table 12. Producer price index percentage changes for the net output of selected industries and their products, not seasonally adjusted — Continued
 [November 2023]

Title ¹	Industry code	Product code	Unadjusted 12-month percent change ²	Unadjusted 1-month percent change ²				
			Nov. 2022 to Nov. 2023 ^P	June to July	July to Aug. ^P	Aug. to Sept. ^P	Sept. to Oct. ^P	Oct. to Nov. ^P
Other animal food manufacturing - Continued								
Secondary products and miscellaneous receipts.....		311119-SM						
Miscellaneous receipts.....		311119-M	-2.5	-0.7	1.0	-0.1	-0.5	-2.9
Secondary products.....		311119-S	3.0	0.1	0.0	0.0	0.0	0.0
Grain & oilseed milling.....	3112		-6.7	1.5	1.4	-1.7	-1.9	-0.7
Flour milling & malt mfg.....	31121		-9.2	-1.1	-1.4	-0.9	-1.5	-1.0
Flour milling.....	311211		-12.6	-1.4	-1.7	-0.3	-1.6	-0.7
Primary products.....		311211-P	-12.6	-1.5	-1.7	-0.3	-1.7	-0.7
Prepared flour mixes, including refrigerated and frozen doughs and batters, made in flour mills.....		311211-A	-0.1	-0.7	-0.2	0.0	-0.3	0.0
Wheat flour (except flour mixes), made in flour mills.....		311211-1	-13.0	0.1	-2.4	0.7	-1.5	-0.3
Wheat mill products, except flour.....		311211-4	-20.2	-0.1	-5.8	-1.1	-3.8	-2.6
Corn mill products.....		311211-7	-8.1	-5.9	2.6	-2.4	-1.1	-0.9
Other grain mill products.....		311211-9	-10.9	-3.5	-2.5	0.1	-2.5	-1.2
Secondary products and miscellaneous receipts.....		311211-SM						
Miscellaneous receipts.....		311211-M	-32.8	-7.1	-5.9	-0.1	-1.5	0.5
Rice milling.....	311212		-2.8	-0.4	-0.9	-2.7	-1.6	-2.1
Primary products.....		311212-P	-2.8	-0.4	-0.9	-2.7	-1.6	-2.1
Milled rice and byproducts.....		311212-0	-2.8	-0.4	-0.9	-2.7	-1.6	-2.1
Milled rice (incl second heads, screenings, brewers, bran, sharps, rice flour, and byproducts).....		311212-04	-5.7	-0.2	-1.7	-3.2	-2.8	-2.0
Head rice not packaged with other ingredients.....		311212-06	-3.0	-0.8	-0.4	-2.9	-0.8	-2.2
Malt manufacturing.....	311213		10.0	0.0	0.0	0.0	0.1	0.0
Primary products.....		311213-P	10.2	0.0	0.0	0.0	0.1	0.0
Malt and malt byproducts.....		311213-0	10.2	0.0	0.0	0.0	0.1	0.0
Secondary products and miscellaneous receipts.....		311213-SM1						
Starch & vegetable fats & oils mfg.....	31122		-9.1	2.5	2.8	-2.3	-2.4	-0.7
Wet corn milling and starch manufacturing.....	311221		9.4	-1.1	0.4	-2.1	-1.2	-1.0
Primary products.....		311221-P	9.2	-1.1	0.3	-2.1	-1.2	-1.1
Wet process corn byproducts.....		311221-A	-15.1	-3.7	-3.2	0.6	-11.7	3.8
Corn sweeteners, made by wet milling.....		311221-1	15.1	0.5	0.9	-4.0	-0.1	-5.6
Manufactured starch, made by wet milling.....		311221-4	38.4	-2.8	0.7	-1.3	1.6	-3.1
Secondary products and miscellaneous receipts.....		311221-SM						
Soybean and other oilseed processing.....	311224		-15.6	3.3	4.6	-2.0	-3.0	-1.4
Primary products.....		311224-P	-15.8	3.0	2.4	-1.2	-1.6	0.5
Cottonseed cake, meal, hulls, and other byproducts.....		311224-B	-17.9	0.3	-2.2	-2.8	-0.4	1.5
Cottonseed cake and meal.....		311224-B1	-19.7	0.4	-2.6	-6.5	-0.5	2.9
Soybean oil.....		311224-3	-21.6	8.4	3.1	-0.9	-6.7	-4.3
Crude soybean oil, degummed, made from soybeans crushed in the same establishment.....		311224-31	-7.4	3.5	3.0	-0.7	-1.2	-0.8
Soybean oil, all other types.....		311224-32	-28.8	11.8	3.2	-1.0	-10.2	-6.8
Soybean cake, meal, and other byproducts.....		311224-4	-0.6	2.6	0.5	-2.4	-2.7	3.8
Soybean cake and meal.....		311224-41	3.3	0.5	1.5	-2.5	-1.9	4.5
Other soybean products, including isolates and concentrates.....		311224-42	-27.6	21.2	-6.6	-1.3	-9.2	-2.0
Cotton linters.....		311224-7	-51.2	-1.3	-12.7	-35.4	-1.9	0.0
Other crude and refined vegetable oils and other vegetable mill products.....		311224-9	-1.2	-0.5	0.8	0.4	0.0	0.0
Other crude vegetable oils, including linseed, peanut, sunflower, safflower, etc.....		311224-91	-1.6	-0.2	0.9	0.1	0.0	0.0
Other vegetable oil mill products, including all oil seed cake and meal.....		311224-93	-1.3	-0.7	0.7	0.6	0.0	0.1
Secondary products and miscellaneous receipts.....		311224-SM						
Miscellaneous products.....		311224-M	-26.2	-6.4	3.4	3.6	3.1	4.5
Fats and oils refining and blending.....	311225		-6.7	4.5	0.2	-3.3	-1.5	2.4
Primary products.....		311225-P	-9.7	6.9	-0.4	-3.6	-1.9	2.9
Shortening and cooking oils.....		311225-2	-10.5	9.5	0.8	-4.4	-2.5	3.8
Margarine, butter blends, and butter substitutes.....		311225-4	-	-0.7	-4.0	-1.0	-	-
Secondary products and miscellaneous receipts.....		311225-SM						
Secondary products.....		311225-S	-	-4.0	2.3	-2.2	-	-
Breakfast cereal manufacturing.....	31123		9.3	1.8	0.0	0.0	0.0	0.0
Breakfast cereal manufacturing.....	311230		9.3	1.8	0.0	0.0	0.0	0.0
Primary products.....		311230-P	10.1	2.0	0.0	0.0	0.0	0.0
Breakfast cereal.....		311230-1	10.1	2.0	0.0	0.0	0.0	0.0
Secondary products and miscellaneous receipts.....		311230-SM						

See footnotes at end of table.

Table 12. Producer price index percentage changes for the net output of selected industries and their products, not seasonally adjusted — Continued
 [November 2023]

Title ¹	Industry code	Product code	Unadjusted 12-month percent change ²	Unadjusted 1-month percent change ²				
				Nov. 2022 to Nov. 2023 ^P	June to July	July to Aug. ^P	Aug. to Sept. ^P	Sept. to Oct. ^P
Sugar & confectionery product mfg.	3113		6.7	0.1	0.6	-0.3	0.2	1.6
Sugar mfg.	31131		11.2	0.1	0.9	-1.8	1.7	2.3
Beet sugar manufacturing.	311313		12.7	0.1	2.0	-5.6	1.9	6.2
Primary products.		311313-P	12.7	0.1	2.0	-5.7	1.9	6.2
Beet sugar.		311313-0	12.7	0.1	2.0	-5.7	1.9	6.2
Secondary products and miscellaneous receipts.		311313-SM1						
Cane sugar manufacturing.	311314		10.4	0.1	0.3	0.5	1.6	0.1
Primary products.		311314-P	10.4	0.1	0.4	0.5	1.6	0.1
Raw cane sugar and sugarcane mill products and byproducts.		311314-1	14.4	-1.8	0.6	-0.3	4.1	-0.7
Refined granulated cane sugar and byproducts.		311314-3	7.9	1.5	0.2	1.1	0.0	0.6
Secondary products and miscellaneous receipts.		311314-SM						
Nonchocolate confectionery mfg.	31134		3.7	-0.1	0.0	0.1	0.0	0.4
Nonchocolate confectionery manufacturing.	311340		3.7	-0.1	0.0	0.1	0.0	0.4
Primary products.		311340-P	3.9	-0.1	0.0	0.1	0.0	0.4
Nonchocolate-type confectioneries.		311340-5	4.1	-0.1	0.0	0.1	0.0	0.6
Other confectionery-type products.		311340-7	5.7	0.0	0.0	0.0	0.0	0.0
Secondary products and miscellaneous receipts.		311340-SM						
Secondary products.		311340-S	1.6	-0.2	0.1	0.2	-0.3	0.8
Chocolate and confectionery manufacturing.	31135		5.7	0.2	0.7	0.6	-0.7	1.9
Chocolate and confectionery mfg. from cacao.	311351		13.4	1.3	1.7	1.1	-1.0	2.3
Primary products.		311351-P	13.4	1.4	1.8	1.1	-1.1	2.3
Chocolate coatings, made from cacao beans.		311351-1	13.3	1.4	2.2	1.2	-0.6	2.5
Chocolate/chocolate-type confectionery products, made from cacao beans.		311351-4	3.6	0.0	0.0	0.1	0.0	0.0
Other chocolate and cocoa products, made from cacao beans.		311351-7	19.6	2.2	2.7	1.6	-1.7	3.6
Secondary products and miscellaneous receipts.		311351-SM1						
Confectionery mfg. from purchased chocolate.	311352		2.2	-0.3	0.2	0.4	-0.5	1.7
Primary products.		311352-P	2.1	-0.4	0.2	0.5	-0.6	1.8
Chocolate/confectionery products, made from purchased chocolate.		311352-3	2.0	-0.4	0.2	0.5	-0.6	1.8
Secondary products and miscellaneous receipts.		311352-SM						
Miscellaneous receipts.		311352-M	14.7	0.0	0.0	0.0	13.3	0.0
Fruit & vegetable preserving & specialty food mfg.	3114		6.8	-0.3	2.0	0.5	0.3	-0.1
Frozen food manufacturing.	31141		6.7	0.0	0.3	1.5	0.4	0.1
Frozen fruit and vegetable manufacturing.	311411		13.5	0.0	0.7	3.9	1.1	-0.1
Primary products.		311411-P	13.8	0.0	0.7	4.0	1.0	-0.2
Frozen fruits, juices, ades, drinks, and cocktails.		311411-1	18.0	-0.7	1.0	6.7	4.9	1.8
Frozen fruits.		311411-11	-10.6	-1.3	2.2	0.2	-3.0	0.0
Frozen vegetables.		311411-4	12.7	0.2	0.6	3.2	0.0	-0.7
Frozen vegetables, other than potato products.		311411-47	-0.4	-0.1	0.6	-0.1	0.0	-0.6
Frozen potato products (French-fried, patties, puffs, etc.).		311411-48	22.4	0.4	0.7	5.4	0.0	-0.8
Secondary products and miscellaneous receipts.		311411-SM						
Miscellaneous receipts.		311411-M	73.4	3.9	7.2	13.1	10.3	3.5
Frozen specialty food manufacturing.	311412		2.2	-0.1	0.0	-0.3	0.0	0.2
Primary products.		311412-P	2.2	-0.1	0.0	-0.3	0.0	0.2
Frozen dinners (beef, pork, and poultry pies) and nationality foods, incl. frozen pizza.		311412-1	2.0	0.0	0.0	-0.1	0.0	0.0
Other frozen specialties, incl. all whipped topping, waffles, soups, etc., excluding seafood.		311412-4	3.1	-0.5	0.4	-0.9	0.0	0.9
Secondary products and miscellaneous receipts.		311412-SM						
Secondary products.		311412-S	-1.3	-0.6	0.1	-1.2	-0.2	0.1
Fruit & vegetable canning, pickling & drying.	31142		6.8	-0.5	3.2	-0.3	0.2	-0.2
Fruit and vegetable canning.	311421		5.9	0.5	2.1	-0.5	0.1	0.1
Primary products.		311421-P	6.3	0.9	0.2	1.2	0.2	0.4
Canned catsup and other tomato based sauces.		311421-D	10.1	0.7	0.4	2.7	1.1	0.0
Canned jams, jellies, and preserves.		311421-G	1.9	0.1	0.1	0.1	-0.2	0.0
Canned and fresh fruit juices, nectars, and concentrates.		311421-K	13.9	0.1	0.2	1.8	1.1	1.5
Pickles and other pickled products, including horseradish.		311421-Q	-1.4	0.0	0.6	0.0	-1.2	0.0
Canned fruits, excluding baby foods.		311421-1	4.8	2.1	0.0	0.3	0.1	-0.1
Canned vegetables.		311421-5	1.1	1.5	0.2	0.3	-0.8	0.3
Secondary products and miscellaneous receipts.		311421-SM						
Miscellaneous receipts.		311421-M	2.4	-5.9	53.8	-29.1	-2.9	-8.7
Secondary products.		311421-S	-0.4	-2.3	0.8	-0.9	-0.1	-0.2

See footnotes at end of table.

Table 12. Producer price index percentage changes for the net output of selected industries and their products, not seasonally adjusted — Continued
 [November 2023]

Title ¹	Industry code	Product code	Unadjusted 12-month percent change ²	Unadjusted 1-month percent change ²				
			Nov. 2022 to Nov. 2023 ^P	June to July	July to Aug. ^P	Aug. to Sept. ^P	Sept. to Oct. ^P	Oct. to Nov. ^P
Specialty canning.....	311422		9.1	-3.8	8.7	0.0	0.0	0.0
Primary products.....		311422-P	8.3	-4.4	10.2	0.0	0.0	0.0
Canned baby foods and other canned specialty/nationality foods.....		311422-5	27.0	-17.5	47.8	0.0	0.0	0.0
Canned soups and stews, excluding frozen and seafood.....		311422-6	0.5	0.0	-0.1	0.0	0.0	0.0
Canned dry beans.....		311422-7	13.3	0.0	0.0	0.0	0.0	0.0
Secondary products and miscellaneous receipts.....		311422-SM						
Dried and dehydrated food manufacturing.....	311423		7.3	0.3	0.2	0.0	0.9	-1.2
Primary products.....		311423-P	7.8	0.2	0.2	0.0	0.9	-1.3
Soup mixes (including dried/dehydrated/freeze-dried) and bouillon.....		311423-1	0.5	-0.6	-4.6	0.0	0.0	0.0
Dried and dehydrated fruits and vegetables, including freeze-dried.....		311423-5	8.6	0.4	1.9	0.0	0.1	-0.7
Secondary products and miscellaneous receipts.....		311423-SM						
Dairy product mfg.....	3115		-5.4	-1.3	2.0	1.5	2.0	-1.0
Dairy product (except frozen) mfg.....	31151		-6.0	-1.4	2.2	1.6	2.2	-1.1
Fluid milk manufacturing.....	311511		-0.1	-0.6	-0.5	2.5	2.4	-0.4
Primary products.....		311511-P	-1.0	-0.6	-0.5	2.6	2.6	-0.3
Yogurt, except frozen.....		311511-A	3.4	0.1	0.0	0.0	-0.2	-0.3
Perishable dairy product alternatives, including plant-based.....		311511-D	8.7	0.0	0.0	0.0	0.0	0.1
Perishable beverage dairy milk alternatives, including plant-based.....		311511-D1	-	-	-	-	0.0	0.0
All other perishable dairy product alternatives, including plant-based.....		311511-D2	-	-	-	-	0.0	0.5
Fluid milk and cream, bulk sales.....		311511-1	-0.1	-0.1	0.6	4.2	7.5	-0.8
Fluid milk and related products, packaged (incl. cartons, bottles, cans, etc.) excl. U.H.T.....		311511-5	-4.3	-1.0	-1.1	3.7	2.7	-0.4
Whole fluid milk, packaged, excluding U.H.T. and flavored.....		311511-51	-3.7	-1.1	-1.5	4.5	2.3	1.2
Fluid milk, lowfat, incl. 2.0, 1.0, and 0.5 percent packaged, excl. U.H.T. and flavored.....		311511-52	-5.5	-1.6	-1.6	4.4	2.0	-1.7
Fat free or skim milk, packaged, excluding U.H.T. and flavored.....		311511-53	-4.1	-2.0	-1.7	3.9	3.4	-3.6
Other fluid milk related products, incl. heavy & light cream, unflavored sour cream, etc.....		311511-59	-3.7	0.4	0.2	1.6	4.1	0.3
Cottage cheese (including bakers', pot, and farmers' cheese).....		311511-7	-0.1	-0.3	0.4	0.1	0.9	1.3
Other packaged milk products incl. flavored milks, eggnog, buttermilk, etc.....		311511-9	2.2	-0.7	-0.6	2.4	2.1	-0.5
Secondary products and miscellaneous receipts.....		311511-SM						
Miscellaneous receipts.....		311511-M	-	0.8	-0.7	0.6	-	-
Secondary products.....		311511-S	9.4	-0.7	0.1	1.6	0.6	-0.8
Creamery butter manufacturing.....	311512		-5.0	3.0	9.1	0.6	25.1	-18.0
Primary products.....		311512-P	-5.0	3.0	9.0	0.6	25.1	-18.0
Creamery butter.....		311512-0	-5.0	3.0	9.0	0.6	25.1	-18.0
Cheese manufacturing.....	311513		-9.7	-2.7	5.3	1.2	-2.1	0.1
Primary products.....		311513-P	-7.0	-2.7	6.7	1.3	-1.8	-0.5
Raw liquid whey.....		311513-A	-20.5	-3.9	-0.7	1.3	4.5	4.0
Natural cheese (cheddar, Swiss, Italian, brick, cream, grated, dried etc.) excl. cottage cheese.....		311513-1	-6.7	-2.2	6.5	1.3	-1.7	-0.8
Natural cheese, except lowfat, shipped in consumer packages or containers (3 lbs. or less).....		311513-1111	-2.3	0.0	-0.6	0.0	0.3	0.0
Natural cheese, except lowfat, shipped in packages or containers (more than 3 lbs.) or bulk.....		311513-1121	-10.8	-4.1	13.0	2.3	-3.6	-1.7
Lowfat natural cheese, except cottage cheese, shipped in consumer packages (3 lbs. or less).....		311513-1131	0.6	0.2	0.2	0.4	-0.1	0.0
Lowfat natural cheese, except cottage cheese, shipped in packages (more than 3 lbs.) or in bulk.....		311513-1141	-11.9	-6.2	20.8	3.5	-4.3	-1.9
Process cheese and related products.....		311513-4	-8.3	-5.2	8.5	1.2	-2.3	0.7
Process cheese, shipped in consumer packages or containers (3 lbs. or less) ..		311513-41	-7.1	-4.1	7.6	0.8	-4.0	0.8
All other process cheese and related products.....		311513-49	-9.2	-6.3	9.3	1.6	-0.9	0.6
Process cheese, shipped in packages or containers (more than 3 lbs.) or in bulk.....		311513-4921	-9.1	-4.4	-0.8	1.2	10.5	-0.9
Cheese food, spread, and other related products.....		311513-4961	-9.5	-8.0	19.3	1.9	-10.3	2.2
Secondary products and miscellaneous receipts.....		311513-SM						
Miscellaneous receipts.....		311513-M	5.9	0.2	-0.3	1.4	0.1	3.5
Secondary products.....		311513-S	-28.6	-2.8	-6.3	0.8	-5.0	5.5
Dry, condensed, and evaporated dairy products.....	311514		-11.6	-2.0	-1.5	0.9	2.5	3.8
Primary products.....		311514-P	-12.4	-2.6	-2.2	0.6	1.9	3.3
Ice cream mixes and related products.....		311514-A	-1.3	0.5	-0.1	1.3	1.4	1.1
Dairy product alternatives, including plant-based.....		311514-D	6.3	0.0	0.0	0.0	0.5	0.0
Dry milk products and mixtures.....		311514-1	-20.2	-4.6	-4.3	1.1	2.8	5.9
Milk products, shipped in consumer-type cans, excluding substitutes.....		311514-5	1.3	0.1	0.1	0.3	0.1	0.7
Concentrated milk products shipped in bulk (barrels, drums, and tanks).....		311514-7	-22.9	-1.5	2.0	-2.8	3.4	-1.7

See footnotes at end of table.

Table 12. Producer price index percentage changes for the net output of selected industries and their products, not seasonally adjusted — Continued
 [November 2023]

Title ¹	Industry code	Product code	Unadjusted 12-month percent change ²	Unadjusted 1-month percent change ²				
			Nov. 2022 to Nov. 2023 ^P	June to July	July to Aug. ^P	Aug. to Sept. ^P	Sept. to Oct. ^P	Oct. to Nov. ^P
Dry, condensed, and evaporated dairy products - Continued								
Secondary products and miscellaneous receipts.....		311514-SM						
Secondary products.....		311514-S	4.3	4.1	5.1	3.9	8.3	7.6
Ice cream and frozen dessert mfg.....	31152		1.1	0.1	0.0	0.1	0.2	0.1
Ice cream and frozen dessert manufacturing.....	311520		1.1	0.1	0.0	0.1	0.2	0.1
Primary products.....		311520-P	1.4	0.1	0.0	0.1	0.2	0.0
Ice cream and frozen dessert manufacturing.....		311520-0	1.4	0.1	0.0	0.1	0.2	0.0
Ice cream, incl. custards (excl. lowfat and nonfat) shipped in bulk (containers 3 gal or more).....		311520-01	0.9	-0.1	-0.1	0.2	1.3	0.0
Ice cream, incl. custards (excl. lowfat and nonfat) shipped in sizes less than 3 gallons.....		311520-02	1.2	0.1	0.1	0.0	0.1	0.1
Ice cream, including custards (excluding lowfat and nonfat), novelty forms.....		311520-03	1.1	0.0	0.0	0.1	0.3	0.0
Ice cream, including custards, lowfat and nonfat.....		311520-04	1.3	0.0	0.0	0.0	0.0	0.0
Frozen desserts containing fats other than butterfat (incl. soy, rice, almond, oats, etc.).....		311520-06	-	0.0	0.1	-0.2	0.1	0.0
Other frozen desserts (yogurt, sherbet, water ices, mellorine, frozen pudding, gelato, etc.).....		311520-09	3.3	0.5	-0.4	0.2	0.2	0.0
Secondary products and miscellaneous receipts.....		311520-SM						
Miscellaneous receipts.....		311520-M	5.7	0.1	0.5	0.7	-0.1	0.0
Secondary products.....		311520-S	-	-0.3	0.1	-0.5	0.0	0.4
Animal slaughtering & processing.....	31161		-2.4	0.1	-0.3	1.8	-0.7	-4.1
Animal, except poultry, slaughtering.....	311611		9.6	0.4	-2.1	0.6	-0.4	0.1
Primary products.....		311611-P	10.0	0.4	-2.1	0.6	-0.4	0.1
Pork, fresh/frozen, unprocessed, all cuts, except sausage, made in slaughtering plants.....		311611-A	-8.1	12.8	-2.8	-2.3	2.3	-1.6
Pork, processed or cured, not canned or made into sausage, made in slaughtering plants.....		311611-G	7.3	-1.9	5.8	2.1	-0.4	-1.7
Fresh and processed sausage, deli, and cooked meats, made in slaughtering plants.....		311611-J	-5.6	0.4	-0.2	4.2	2.7	-2.4
Hides, skins, and pelts, made in slaughtering plants.....		311611-Q	-7.3	-1.8	2.4	0.7	-7.1	1.7
Miscellaneous byproducts of slaughtering plants.....		311611-R	-20.2	10.1	2.7	1.3	-4.0	-5.2
Beef, fresh or frozen, not canned or made into sausage, made in slaughtering plants.....		311611-1	26.0	-4.1	-3.6	1.2	-0.4	1.9
Beef, fresh/frozen whole/half carcass, not canned or made into sausage, misp.....		311611-10	7.7	-8.7	5.0	0.6	3.7	-4.5
Beef, fresh/frozen variety meats, not canned or made into sausage, made in slaughtering plants.....		311611-16	9.4	-1.6	1.0	1.2	-1.8	-1.1
Beef, fresh/frozen, primal and subprimal cuts, made in slaughtering plants.....		311611-17	28.6	-3.9	-4.6	1.2	-0.7	2.8
Lamb/mutton, fresh or frozen, not canned or made into sausage, made in slaughtering plants.....		311611-7	-0.7	-0.2	0.1	0.8	1.3	-1.6
Secondary products and miscellaneous receipts.....		311611-SM						
Miscellaneous receipts.....		311611-M	-	2.8	-	-	-	-
Secondary products.....		311611-S	-22.4	-0.5	-0.3	0.5	0.0	-1.5
Meat processed from carcasses.....	311612		0.2	3.2	0.9	0.1	-1.3	-2.6
Primary products.....		311612-P	0.4	3.3	0.9	0.0	-1.4	-2.5
Other processed, frozen, or cooked meats, made from purchased carcasses.....		311612-A	5.5	3.6	-1.2	0.3	-1.6	-3.6
Boxed meat (beef, pork, lamb, etc.), made from purchased carcasses.....		311612-A1	5.3	3.3	0.3	0.4	-0.5	0.5
Frozen ground meat patties and other processed, frozen, or cooked meats, mfpc.....		311612-A5	5.4	3.7	-1.7	0.3	-1.9	-4.9
Pork, processed or cured, not canned or made into sausage, mfpc.....		311612-1	-9.0	4.8	2.2	2.5	-0.8	-6.0
Pork, sweet-pickled, dry-cured, or dry salt, not canned or made into sausage, mfpc.....		311612-11	-0.4	0.2	-0.1	-0.3	-0.7	0.5
Smoked hams and picnics, excluding canned, made from purchased carcasses.....		311612-12	-1.4	21.6	-1.4	1.5	-0.7	-2.9
Smoked slab bacon, made from purchased carcasses.....		311612-13	-17.3	-1.1	10.8	-3.7	-5.7	-1.1
Smoked sliced bacon, made from purchased carcasses.....		311612-14	-15.6	-1.5	3.8	5.6	0.0	-12.5
Other smoked pork, not canned or made into sausage, made from purchased carcasses.....		311612-15	-6.8	-2.1	-0.2	0.5	-0.1	-0.3
Boiled ham, barbecue pork, and other cooked pork, except canned meats and sausage, mfpc.....		311612-16	-5.9	5.9	3.5	1.1	-1.2	-1.5
Sausage and similar products, excluding canned, made from purchased carcasses.....		311612-4	0.1	2.0	3.8	-2.4	-1.5	1.8
Fresh sausage (pork sausage, breakfast links, etc.), excluding canned, mfpc.....		311612-41	-4.4	4.9	7.0	-3.8	-7.4	4.8
Dry or semidry sausage (salami, cervelat, pepperoni, summer sausage, pork roll, etc), mfpc.....		311612-42	0.8	-0.2	4.3	0.7	-0.8	-0.6
Frankfurters, including wieners, excluding canned, made from purchased carcasses.....		311612-43	2.3	0.8	-0.1	0.3	0.2	0.0
Other sausage (smoked or cooked) & jellied goods & similar preparations, excluding canned, mfpc.....		311612-44	4.2	2.2	0.8	-7.5	6.2	2.4
Secondary products and miscellaneous receipts.....		311612-SM						

See footnotes at end of table.

Table 12. Producer price index percentage changes for the net output of selected industries and their products, not seasonally adjusted — Continued
 [November 2023]

Title ¹	Industry code	Product code	Unadjusted 12-month percent change ²	Unadjusted 1-month percent change ²					
				Nov. 2022 to Nov. 2023 ^P	June to July	July to Aug. ^P	Aug. to Sept. ^P	Sept. to Oct. ^P	Oct. to Nov. ^P
Meat processed from carcasses - Continued									
Secondary products.....		311612-S	-6.3	-0.7	0.4	3.9	-0.1	-5.6	
Rendering and meat byproduct processing.....	311613		-10.5	-1.0	3.7	3.1	-1.3	-8.0	
Primary products.....		311613-P	-10.0	-1.0	3.4	3.1	-1.4	-8.0	
Lard, inedible tallow, and other greases, excluding wool grease.....		311613-2	-27.4	-0.6	4.2	4.1	-1.3	-9.2	
Animal and marine feed and fertilizer byproducts.....		311613-5	3.8	-1.3	3.0	2.6	-1.4	-7.3	
Meat and bone meal.....		311613-51	-2.6	-1.8	4.2	2.4	-3.0	-11.2	
Animal and marine feed and fertilizer byproducts, except meat and bone meal..		311613-52	9.9	-0.8	1.9	2.8	0.1	-3.8	
Secondary products and miscellaneous receipts.....		311613-SM							
Poultry processing.....	311615		-19.7	-3.3	1.2	5.1	-0.7	-11.5	
Primary products.....		311615-P	-19.9	-3.3	1.2	5.1	-0.7	-11.6	
Processed poultry and small game (except soups), containing 20 percent or more poultry or meat.....		311615-D	-25.8	-6.3	4.7	9.8	-0.2	-16.7	
Young chickens, including bulk, chilled, frozen, whole, and in parts.....		311615-1	-10.7	-2.1	0.6	4.6	-0.8	-11.3	
Turkeys (including frozen, whole, and parts).....		311615-7	-39.3	-3.1	-3.2	-2.5	-1.4	-1.6	
Other poultry and small game (including frozen), whole, and parts.....		311615-9	-1.2	-1.1	0.0	0.0	0.6	-1.0	
Secondary products and miscellaneous receipts.....		311615-SM							
Secondary products.....		311615-S	-16.1	-0.6	4.6	-3.9	3.2	-1.2	
Seafood product preparation & packaging.....	3117		-2.6	0.2	-1.3	-0.1	-1.2	0.9	
Seafood product preparation and packaging.....	31171		-2.6	0.2	-1.3	-0.1	-1.2	0.9	
Seafood product preparation and packaging.....	311710		-2.6	0.2	-1.3	-0.1	-1.2	0.9	
Primary products.....		311710-P	-2.6	0.3	-1.3	-0.1	-1.3	0.9	
Prepared frozen shellfish.....		311710-3	-13.2	-1.4	-4.5	-0.9	1.9	3.3	
Prepared fresh fish/seafood, inc. surimi/surimi-based products.....		311710-6	-1.2	0.6	-0.8	1.1	-1.1	2.7	
Prepared frozen fish.....		311710-7	-10.3	-1.0	-1.4	-0.6	-2.2	0.1	
Other prepared fresh and frozen seafood.....		311710-9	32.9	4.2	-0.2	0.0	0.7	-1.4	
Secondary products and miscellaneous receipts.....		311710-SM							
Secondary products.....		311710-S	-	0.0	0.1	0.0	9.7	-0.1	
Bakeries & tortilla mfg.....	3118		2.7	0.0	0.1	0.7	0.0	0.0	
Bread & bakery product mfg.....	31181		4.0	0.1	0.1	1.1	-0.1	0.1	
Retail bakeries.....	311811		5.3	1.5	-0.2	0.7	0.0	0.2	
Primary products.....		311811-P	6.2	1.8	-0.3	0.9	0.0	0.3	
Retail bakery products.....		311811-0	6.2	1.8	-0.3	0.9	0.0	0.3	
Secondary products and miscellaneous receipts.....		311811-SM							
Commercial bakeries.....	311812		3.3	-0.1	0.0	1.3	-0.1	0.1	
Primary products.....		311812-P	3.5	-0.1	0.2	1.3	0.0	0.1	
Bread (white, wheat, rye, etc.), including frozen.....		311812-1	3.9	1.4	-0.5	1.1	-0.2	-0.1	
White pan bread.....		311812-15	3.2	2.0	-1.3	1.0	-0.6	-0.1	
White hearth bread (French, Italian, etc.).....		311812-16	3.0	0.3	0.3	0.0	0.6	0.2	
Dark wheat breads (whole wheat, cracked wheat, multigrain, etc.).....		311812-17	6.4	3.2	0.0	-0.6	-0.3	-0.1	
Other variety breads (rye, unleavened, raisin, potato, self-rising, salt-free, canned, etc.).....		311812-18	3.7	-0.8	-0.1	3.3	0.0	-0.1	
Rolls, bread-type (including muffins, bagels, and croissants), including frozen.....		311812-5	1.2	-1.6	0.9	1.7	0.2	0.5	
Rolls, hamburger and wiener.....		311812-51	-2.9	-2.3	0.0	2.8	0.3	0.5	
All other rolls, bread-type (incl. muffins, bagels, and croissants).....		311812-59	4.6	-1.0	1.7	0.7	0.2	0.5	
Soft cakes, excluding frozen.....		311812-7	5.6	-0.4	0.7	2.3	-0.1	-0.6	
Pies (fruit, cream, and custard), excluding frozen.....		311812-8	-	-	-	-	-	0.4	
Other sweet goods, excluding frozen.....		311812-9	6.6	0.0	0.0	0.2	0.0	0.2	
Secondary products and miscellaneous receipts.....		311812-SM							
Miscellaneous receipts.....		311812-M	-	0.3	2.4	0.1	-	-	
Secondary products.....		311812-S	1.3	-0.1	-2.4	1.5	-0.6	0.0	
Frozen cakes and other pastries manufacturing.....	311813		6.8	-0.1	0.5	-0.2	0.0	0.0	
Primary products.....		311813-P	7.2	-0.1	0.5	-0.2	0.0	0.0	
Frozen cakes, pies, and other pastries.....		311813-0	7.2	-0.1	0.5	-0.2	0.0	0.0	
Secondary products and miscellaneous receipts.....		311813-SM							
Secondary products.....		311813-S	-	0.0	0.6	0.0	0.0	-	
Cookie, cracker & pasta mfg.....	31182		-0.1	-0.2	0.1	-0.1	0.1	-0.1	
Cookie and cracker manufacturing.....	311821		2.7	0.0	-0.1	0.0	0.0	0.0	
Primary products.....		311821-P	2.5	0.0	-0.1	0.0	0.0	0.0	
Crackers, biscuits, and related products.....		311821-2	0.2	0.1	0.0	0.0	0.0	0.0	
Saltines and all other crackers, cracker meal and crumbs, and biscuits.....		311821-24	0.2	0.1	0.0	0.0	0.0	0.0	
Cookies, wafers, and ice cream cones and cups (excluding frozen).....		311821-4	4.0	0.0	-0.1	0.0	0.0	0.0	

See footnotes at end of table.

Table 12. Producer price index percentage changes for the net output of selected industries and their products, not seasonally adjusted — Continued
 [November 2023]

Title ¹	Industry code	Product code	Unadjusted 12-month percent change ²	Unadjusted 1-month percent change ²				
			Nov. 2022 to Nov. 2023 ^P	June to July	July to Aug. ^P	Aug. to Sept. ^P	Sept. to Oct. ^P	Oct. to Nov. ^P
Cookie and cracker manufacturing - Continued								
Secondary products and miscellaneous receipts.....		311821-SM						
Secondary products.....		311821-S	—	0.0	0.0	0.0	0.0	—
Dry pasta, dough, and flour mixes manufacturing from purchased flour.....								
Primary products.....	311824	311824-P	-2.2	-0.5	0.1	-0.1	0.3	-0.2
Prepared flour mixes (incl refrigerated & frozen doughs & batters) made from purchased flour.....		311824-1	-1.9	-0.5	0.2	-0.2	0.3	-0.2
Flour mixes (refrigerated & frozen doughs & batters), ex cake mixes, made from purchased flour.....		311824-12	-3.0	0.2	0.3	-0.3	-0.2	-0.3
Dry macaroni, spaghetti and egg noodle products (excluding canned or frozen), ..		311824-3	-3.1	0.3	0.3	-0.4	-0.2	-0.3
Secondary products and miscellaneous receipts.....		311824-SM	0.1	-2.0	0.0	0.0	1.2	0.0
Secondary products.....		311824-S	-0.5	1.0	-1.6	2.0	0.0	0.0
Tortilla mfg.....	31183		5.1	0.4	1.0	1.7	0.7	0.0
Tortilla manufacturing.....								
Primary products.....	311830	311830-P	5.1	0.4	1.0	1.7	0.7	0.0
Tortillas, sold in bulk or packages, excluding frozen or canned.....		311830-0	5.1	0.5	1.1	1.8	0.8	0.0
Secondary products and miscellaneous receipts.....		311830-SM						
Miscellaneous receipts.....		311830-M	1.2	0.0	0.0	0.0	0.0	0.0
Secondary products.....		311830-S	3.8	-0.4	-0.9	0.1	-0.3	0.0
Other food manufacturing.....	3119		-3.2	0.3	0.7	-0.3	-0.5	0.1
Snack food mfg.....								
Roasted nuts and peanut butter manufacturing.....	31191		5.6	0.7	-0.3	-0.6	-0.1	0.0
Primary products.....	311911	311911-P	-3.4	2.2	-1.8	-2.1	0.1	0.0
Nuts and seeds (salted, roasted, cooked, or blanched).....		311911-1	-3.3	2.3	-1.9	-2.3	0.1	0.0
Nuts (salted, roasted, cooked, or blanched), sold in bulk.....		311911-11	-4.4	2.9	-2.2	-2.8	0.1	0.0
Canned nuts (salted, roasted, cooked, or blanched).....		311911-12	-5.4	3.1	-2.4	-3.3	0.2	0.0
All other packaged nuts, including all types of seeds (salted, roasted, cooked, or blanched).....		311911-13	-3.4	3.9	-3.4	4.1	-1.3	1.1
Peanut butter.....		311911-4	-1.4	-1.4	1.6	0.5	-0.2	0.1
Secondary products and miscellaneous receipts.....		311911-SM	6.2	-2.0	0.4	1.8	0.2	-0.3
Secondary products.....		311911-S	5.0	0.3	3.0	3.3	0.0	0.0
Other snack food manufacturing.....								
Primary products.....	311919	311919-P	10.1	0.0	0.4	0.0	-0.1	0.0
Potato chips and sticks, plain and flavored.....		311919-1	10.3	0.0	0.5	0.0	-0.1	0.0
Corn chips and related products.....		311919-4	13.4	-0.1	0.0	0.0	-0.1	0.0
Other chips, sticks (hard pretzels, bacon rinds, popcorn (except candied), etc.)....		311919-7	5.3	0.0	1.3	0.0	-0.3	0.0
Secondary products and miscellaneous receipts.....		311919-SM	12.4	0.0	0.0	0.1	0.0	0.0
Coffee & tea mfg.....	31192		6.9	0.3	5.3	0.3	-0.2	0.0
Coffee and tea manufacturing.....								
Primary products.....	311920	311920-P	6.9	0.3	5.3	0.3	-0.2	0.0
Roasted coffee.....		311920-1	7.0	0.3	5.3	0.3	-0.2	0.0
Coffee, concentrated, including coffee substitutes.....		311920-5	6.5	0.4	5.9	0.3	-0.2	0.0
Tea in consumer packages.....		311920-7	2.9	0.0	2.9	0.0	0.0	0.0
Secondary products and miscellaneous receipts.....		311920-SM	13.4	0.2	0.8	0.1	-0.3	-0.2
Miscellaneous receipts.....		311920-M	0.0	0.0	0.0	0.0	0.0	0.0
Flavoring syrup & concentrate mfg.....	31193		3.3	0.0	0.0	0.0	0.0	-0.7
Flavoring syrup and concentrate manufacturing.....								
Primary products.....	311930	311930-P	3.3	0.0	0.0	0.0	0.0	-0.7
Liquid beverage bases, excluding use by soft drink bottlers.....		311930-1	3.6	0.0	0.0	0.0	0.0	-0.7
Soft drink flavoring syrup, sold in bulk.....		311930-6	0.9	0.0	0.0	0.0	0.0	-2.3
Other flavoring agents (except chocolate syrups).....		311930-8	7.7	0.0	0.0	0.0	0.0	0.0
Secondary products and miscellaneous receipts.....		311930-SM	2.4	0.0	0.0	0.0	0.0	0.0
Secondary products.....		311930-S	—	0.0	0.0	0.0	0.0	—
Seasoning & dressing mfg.....	31194		4.7	1.9	0.2	0.0	0.0	0.5
Mayonnaise, dressing, and sauce manufacturing.....								
Primary products.....	311941	311941-P	7.2	3.6	0.2	-0.1	0.0	0.9
Vinegar and cider.....		311941-1	7.4	4.1	0.0	-0.1	0.0	1.0
Prepared sauces, excluding tomato-based sauces and sauces comprised of 20 percent or more meat.....		311941-4	4.6	0.0	0.0	0.0	0.0	0.0
Mayonnaise, salad dressings, and sandwich spreads.....		311941-7	13.6	7.8	0.0	0.0	0.0	1.4
Spoon-type salad dressing incl. mayonnaise, sandwich spreads, refrigerated dressings, semisolid.....		311941-75	1.5	0.7	0.0	-0.3	0.0	0.6
			2.7	1.9	0.0	0.0	0.0	0.9

See footnotes at end of table.

Table 12. Producer price index percentage changes for the net output of selected industries and their products, not seasonally adjusted — Continued
 [November 2023]

Title ¹	Industry code	Product code	Unadjusted 12-month percent change ²	Unadjusted 1-month percent change ²				
			Nov. 2022 to Nov. 2023 ^P	June to July	July to Aug. ^P	Aug. to Sept. ^P	Sept. to Oct. ^P	Oct. to Nov. ^P
Mayonnaise, dressing, and sauce manufacturing - Continued								
Pourable-type salad dressing (reduced calorie, cheese, vinegar and oil, etc.)...		311941-76	-0.4	-1.0	0.0	-0.8	0.0	0.0
Secondary products and miscellaneous receipts.....		311941-SM						
Miscellaneous receipts.....		311941-M	2.1	0.0	0.0	0.0	0.0	0.0
Secondary products.....		311941-S	6.0	-0.3	2.1	0.0	0.0	0.0
Spice and extract manufacturing.....	311942		1.9	0.0	0.2	0.1	0.1	0.0
Primary products.....		311942-P	1.9	0.0	0.2	0.1	0.1	0.0
Table salt (evaporated), pepper (white and black), and other spices.....		311942-1	0.3	-0.1	-0.2	-0.3	0.2	-0.1
Pepper and other spices in commercial sizes (1 lb or more).....		311942-16	-	-0.2	0.0	-1.3	0.8	-
Flavoring extracts, emulsions, liquid flavors, and food colorings.....		311942-6	1.9	0.0	0.0	0.0	0.0	0.0
Dry mix food preparations.....		311942-7	3.3	0.0	0.8	0.6	0.0	0.0
Secondary products and miscellaneous receipts.....		311942-SM						
All other food mfg.....	31199		-22.2	-1.3	0.5	-0.3	-2.0	0.4
Perishable prepared food manufacturing.....	311991		-11.8	-2.7	0.7	1.0	-2.3	0.4
Primary products.....		311991-P	-12.1	-2.8	0.7	1.0	-2.3	0.4
Perishable prepared foods.....		311991-0	-12.1	-2.8	0.7	1.0	-2.3	0.4
Secondary products and miscellaneous receipts.....		311991-SM						
Miscellaneous receipts.....		311991-M	2.2	0.0	0.0	0.0	0.0	0.0
All other miscellaneous food manufacturing.....	311999		-31.3	0.3	0.3	-1.6	-1.6	0.3
Primary products.....		311999-P	-31.9	0.5	0.3	-1.6	-1.7	0.4
All other miscellaneous manufactured foods.....		311999-0	-31.9	0.5	0.3	-1.6	-1.7	0.4
Secondary products and miscellaneous receipts.....		311999-SM						
Beverage & tobacco mfg.....	312		5.8	-0.2	0.7	0.0	0.6	0.3
Beverage mfg.....	3121		3.1	-0.9	0.5	-0.2	0.3	-0.3
Soft drink & ice mfg.....	31211		4.8	-1.7	0.9	-0.8	0.4	-0.8
Soft drink manufacturing.....	312111		4.9	-1.9	0.5	-0.9	0.7	-1.1
Primary products.....		312111-P	4.5	-2.0	0.6	-0.9	0.7	-1.2
Soft drinks, non-carbonated.....		312111-A	3.6	-5.8	1.1	-1.2	1.5	-1.8
Soft drinks, non-carbonated, all other types.....		312111-A3	4.6	-0.2	-0.1	0.7	0.5	-0.9
Soft drinks, non-carbonated, fruit drinks, cocktails, ades.....		312111-A4	0.9	-8.4	1.7	-2.2	2.0	-2.2
Soft drinks, bottled, canned, glass, plastic, carbonated.....		312111-2	5.0	-0.2	0.4	-0.7	0.3	-0.9
Secondary products and miscellaneous receipts.....		312111-SM						
Miscellaneous receipts.....		312111-M	4.0	-0.4	0.9	0.0	3.3	-1.1
Secondary products.....		312111-S	6.4	2.1	-1.7	-0.8	1.9	-0.2
Bottled water manufacturing.....	312112		4.6	-0.6	3.1	-0.3	-2.2	1.6
Primary products.....		312112-P	4.7	-0.6	3.1	-0.3	-2.2	1.6
Bottled water.....		312112-0	4.7	-0.6	3.1	-0.3	-2.2	1.6
Secondary products and miscellaneous receipts.....		312112-SM						
Secondary products.....		312112-S2	-	0.0	0.2	0.0	0.5	-
Ice manufacturing.....	312113		10.9	-3.2	0.0	0.2	5.4	0.0
Primary products.....		312113-P	11.0	-3.4	0.0	0.2	5.5	0.0
Ice, manufactured (cubed, crushed, etc.), including can or block.....		312113-0	11.0	-3.4	0.0	0.2	5.5	0.0
Secondary products and miscellaneous receipts.....		312113-SM						
Miscellaneous receipts.....		312113-M	32.4	32.0	0.0	0.0	0.0	0.0
Breweries.....	31212		1.5	-0.1	0.0	0.3	0.5	0.0
Breweries.....	312120		1.5	-0.1	0.0	0.3	0.5	0.0
Primary products.....		312120-P	1.2	-0.1	0.0	0.4	0.6	0.0
Canned beer and ale case goods.....		312120-1	0.4	0.0	-0.1	0.1	0.0	0.0
Bottled beer and ale case goods.....		312120-5	1.4	-0.3	-0.1	0.0	1.4	0.0
Beer and ale in barrels and kegs.....		312120-7	2.2	0.0	0.0	1.0	0.8	0.0
All other malt beverages and brewing products.....		312120-9	0.0	-0.2	0.3	-0.8	0.1	0.4
Secondary products and miscellaneous receipts.....		312120-SM						
Miscellaneous receipts.....		312120-M	4.6	0.0	0.0	0.0	0.0	0.0
Wineries.....	31213		2.7	-0.1	0.3	0.5	0.0	0.2
Wineries.....	312130		2.7	-0.1	0.3	0.5	0.0	0.3
Primary products.....		312130-P	2.3	-0.2	0.3	0.5	0.0	0.2
Wines, brandy, and brandy spirits.....		312130-0	2.3	-0.2	0.3	0.5	0.0	0.2
Wines, white, red, and rose grape, and other fruits, 14 percent or less alcohol...		312130-08	2.1	-0.3	0.2	0.6	-0.1	0.3
Wines, white grape, 14 percent or less alcohol content.....		312130-0811	2.9	0.0	0.0	1.2	0.3	0.0
Wines, red grape, 14 percent or less alcohol content.....		312130-0821	1.6	-0.5	0.4	0.0	-0.6	0.6

See footnotes at end of table.

Table 12. Producer price index percentage changes for the net output of selected industries and their products, not seasonally adjusted — Continued
 [November 2023]

Title ¹	Industry code	Product code	Unadjusted 12-month percent change ²	Unadjusted 1-month percent change ²				
				Nov. 2022 to Nov. 2023 ^P	June to July	July to Aug. ^P	Aug. to Sept. ^P	Sept. to Oct. ^P
Wineries - Continued								
Wines, rose grape and other fruits and berries, 14 percent or less alcohol. . . .		312130-0831	-0.6	0.0	0.0	0.0	0.0	-0.9
Wines, dessert, effervescent, and wine coolers.		312130-09	8.8	0.0	1.9	-0.2	4.2	0.0
All other wines, brandy, and brandy spirits.		312130-0B	0.9	0.2	0.0	0.0	-0.8	-0.4
Secondary products and miscellaneous receipts.		312130-SM						
Miscellaneous receipts.		312130-M	14.4	2.2	0.0	0.0	0.2	0.8
Distilleries.	31214		-0.1	-0.4	0.0	-0.3	-0.1	0.0
Distilleries.	312140		-0.1	-0.4	0.0	-0.3	-0.1	0.0
Primary products.		312140-P	-0.1	-0.4	0.0	-0.3	-0.1	0.0
Distilled liquor, excluding brandy.		312140-2	-1.5	-0.9	0.0	-0.7	0.0	0.0
Distilled whiskey, all other distilled liquor, excluding brandy.		312140-22	-4.3	-0.9	0.0	-0.7	0.0	0.0
Bottled liquor, excluding brandy.		312140-5	1.0	0.0	0.0	0.0	-0.2	0.0
Bottled whiskey.		312140-5B	0.7	0.0	0.0	0.0	0.0	0.0
Bottled gin, vodka, rum, cordials, cocktails, and similiar compounds.		312140-5C	1.8	0.0	0.0	0.0	-0.5	0.0
Secondary products and miscellaneous receipts.		312140-SM						
Miscellaneous receipts.		312140-M	8.9	0.0	4.1	0.0	0.0	0.0
Tobacco mfg.	3122		10.7	0.9	1.1	0.2	1.1	1.4
Tobacco manufacturing.	31223		10.7	0.9	1.1	0.2	1.1	1.4
Tobacco manufacturing.	312230		10.7	0.9	1.1	0.2	1.1	1.4
Primary products.		312230-P	10.7	0.9	1.1	0.2	1.1	1.4
Tobacco stemming and redrying.		312230-0	0.2	0.0	0.0	0.0	0.0	0.0
Tobacco, unstemmed leaf, redried before packing.		312230-01	0.2	0.0	0.1	0.0	0.1	0.1
Tobacco, stemmed.		312230-04	0.2	0.0	-0.2	0.0	0.0	0.0
Cigarettes, excluding electronic.		312230-1	11.8	1.1	1.3	0.4	1.2	1.5
Other tobacco products.		312230-9	5.7	0.2	0.0	-0.5	0.2	0.8
Cigars.		312230-91	7.3	1.0	0.0	0.0	0.0	0.0
Chewing and smoking tobacco.		312230-94	5.4	0.0	0.0	-0.6	0.3	0.9
Secondary products and miscellaneous receipts.		312230-SM						
Textile mills.	313		-3.0	-0.3	-0.3	0.1	-0.3	0.0
Fiber, yarn, and thread mills.	3131		-8.5	0.3	-0.2	0.3	-0.2	0.4
Fiber, yarn, and thread mills.	31311		-8.5	0.3	-0.2	0.3	-0.2	0.4
Fiber, yarn, and thread mills.	313110		-8.5	0.3	-0.2	0.3	-0.2	0.4
Primary products.		313110-P	-8.5	0.3	-0.2	0.3	-0.2	0.4
Spun yarns.		313110-4	-12.1	0.0	0.1	0.0	0.8	0.0
Cotton spun yarns.		313110-42	-11.4	0.0	0.0	0.0	0.1	0.0
Rayon, acetate, and lyocell spun yarns.		313110-45	1.0	0.0	0.0	0.0	0.0	0.0
Noncellulosic fiber and other natural fiber (excluding cotton and wool) spun yarns.		313110-47	-11.5	-0.1	1.0	0.0	-0.1	0.0
Other noncellulosic fiber & other natural fiber yarns, spun & finished in the same est.		313110-475	-	0.0	0.0	0.0	-0.3	0.0
Textured and twisted yarns.		313110-6	-4.4	0.6	-0.6	0.6	-1.2	0.9
Textured/crimped/bulked filament yarns, incl. stretch yarn, made from purchased filament yarn.		313110-6H	-	0.6	-0.6	0.6	-1.2	0.9
Fabric mills.	3132		-0.3	-0.2	-0.4	0.1	0.0	-0.1
Broadwoven fabric mills.	31321		2.7	-0.3	-0.2	0.1	0.2	-0.1
Broadwoven fabric mills.	313210		2.7	-0.3	-0.2	0.1	0.2	-0.1
Primary products.		313210-P	2.6	-0.3	-0.2	0.1	0.2	-0.1
Fabricated textile products, made in weaving mills.		313210-W	-4.5	1.8	-3.7	-0.2	-0.4	0.6
Cotton broadwoven fabrics.		313210-4	5.4	-1.3	0.0	0.3	0.1	0.1
Manmade, silk, and other natural fiber (excluding cotton and wool) broadwoven fabrics.		313210-8	0.5	-0.1	-0.1	0.0	0.3	-0.3
Greige manmade, silk, and other natural fiber (exc cotton/wool) broadwoven fabrics.		313210-81	0.4	-0.1	-0.1	0.1	0.3	-0.4
Finished manmade, silk, & natural fiber (exc cotton/wool) broadwoven, finished in weaving mills.		313210-83	0.8	-0.2	0.1	-0.1	0.2	0.0
Secondary products and miscellaneous receipts.		313210-SM						
Narrow fabric mills and schiffli embroidery.	31322		1.3	-0.2	0.8	0.1	-0.2	-0.1
Narrow fabric mills and schiffli embroidery.	313220		1.3	-0.2	0.8	0.1	-0.2	-0.1
Primary products.		313220-P	1.4	-0.2	0.8	0.1	-0.2	-0.1
Woven narrow fabrics (12 inches or less in width).		313220-2	2.6	-0.4	1.1	0.2	0.2	0.0
Braided narrow fabrics (12 inches or less in width).		313220-4	-1.5	0.0	0.0	0.0	-0.2	-1.1
Secondary products and miscellaneous receipts.		313220-SM						

See footnotes at end of table.

Table 12. Producer price index percentage changes for the net output of selected industries and their products, not seasonally adjusted — Continued
 [November 2023]

Title ¹	Industry code	Product code	Unadjusted 12-month percent change ²	Unadjusted 1-month percent change ²				
				Nov. 2022 to Nov. 2023 ^P	June to July	July to Aug. ^P	Aug. to Sept. ^P	Sept. to Oct. ^P
Narrow fabric mills and schiffli embroidery - Continued								
Secondary products.....		313220-S	-0.2	0.0	0.0	0.0	-0.1	-0.2
Nonwoven fabric mills.....	31323		-2.2	-0.1	-0.7	0.0	-0.1	0.1
Nonwoven fabric mills.....	313230		-2.2	-0.1	-0.7	0.0	-0.1	0.1
Primary products.....		313230-P	-2.2	-0.1	-0.7	0.0	-0.1	0.1
Nonwoven fabrics.....		313230-1	-2.0	-0.1	-0.7	0.0	-0.2	0.1
Pressed, punched, or needled felts, excluding hats.....		313230-5	-5.5	-0.8	0.3	-0.3	0.7	-0.6
Secondary products and miscellaneous receipts.....		313230-SM1						
Knit fabric mills.....	31324		0.6	-0.2	0.0	0.3	0.0	-0.6
Knit fabric mills.....	313240		0.6	-0.2	0.0	0.3	0.0	-0.6
Primary products.....		313240-P	0.6	-0.2	0.0	0.3	0.0	-0.6
Weft (circular) knit fabrics.....		313240-2	-1.4	-0.4	0.0	0.2	0.0	-0.9
Weft (circular) knit fabrics, greige goods (excluding hosiery).....		313240-21	-3.5	-1.3	0.0	0.0	0.0	-1.5
Weft (circular) knit fabrics, knit and finished in the same establishment (excl hosiery).....		313240-23	-0.3	0.0	0.0	0.2	0.0	-0.6
Other knit fabrics and laces.....		313240-4	2.8	0.0	-0.1	0.4	0.0	-0.3
Warp knit fabrics, greige goods (excluding hosiery).....		313240-41	-0.5	0.0	0.0	0.0	0.0	-0.7
Warp knit fabrics, knit and finished in same establishment.....		313240-43	5.4	0.0	-0.2	0.7	-0.1	-0.1
Secondary products and miscellaneous receipts.....		313240-SM1						
Textile and fabric finishing mills.....	3133		-3.4	-0.8	-0.1	-0.1	-0.8	-0.1
Textile and fabric finishing mills.....	31331		-6.4	-1.1	-0.3	-0.5	-0.8	-0.4
Textile and fabric finishing mills.....	313310		-6.3	-1.1	-0.3	-0.5	-0.8	-0.3
Primary products.....		313310-P	-6.8	-1.1	-0.4	-0.5	-0.8	-0.4
Textile and fabric finishing, except broadwoven.....		313310-B	-14.3	-1.8	-0.8	0.0	-3.3	0.0
Finished broadwoven fabrics, finished in finishing mills.....		313310-4	-4.4	-0.8	-0.2	-0.7	0.0	-0.5
Commission finishing of cotton broadwoven fabrics.....		313310-43	6.0	-0.1	-0.2	-0.2	0.0	0.0
Other finished broadwoven fabrics (excl. cotton and wool), finished in finishing mills.....		313310-45	-20.2	-2.5	-0.2	-2.2	0.0	-1.3
Other commission finishing of broadwoven fabrics (excl. cotton & wool).....		313310-47	5.5	-0.3	-0.3	0.1	0.0	0.0
Secondary products and miscellaneous receipts.....		313310-SM						
Fabric coating mills.....	31332		3.6	-0.3	0.5	0.7	-0.6	0.3
Fabric coating mills.....	313320		3.6	-0.3	0.5	0.7	-0.6	0.3
Primary products.....		313320-P	3.6	-0.3	0.5	0.7	-0.6	0.3
Vinyl coated fabrics, including expanded vinyl coated.....		313320-1	0.5	0.0	0.7	1.4	-2.3	1.3
Rubber coated fabrics, garments, and footwear.....		313320-4	4.8	0.0	2.1	0.0	0.0	0.0
Coated or laminated fabrics and coated yarns, incl. impregnated fabrics.....		313320-5	4.9	-0.4	0.2	0.5	0.0	0.0
Secondary products and miscellaneous receipts.....		313320-SM						
Secondary products.....		313320-S	0.9	-0.3	-0.8	0.0	-0.5	2.5
Textile product mills.....	314		1.3	0.1	0.6	0.9	-0.5	0.0
Textile furnishings mills.....	3141		0.4	-0.1	0.9	1.4	-0.8	0.0
Carpet and rug mills.....	31411		0.1	-0.1	1.2	1.8	-1.1	0.0
Carpet and rug mills.....	314110		0.1	-0.1	1.2	1.8	-1.1	0.0
Primary products.....		314110-P	0.1	-0.1	1.2	1.8	-1.1	0.0
Carpet and rugs.....		314110-0	0.1	-0.1	1.2	1.8	-1.1	0.0
Secondary products and miscellaneous receipts.....		314110-SM						
Curtain and linen mills.....	31412		0.7	0.0	0.0	0.0	0.0	0.0
Curtain and linen mills.....	314120		0.7	0.0	0.0	0.0	0.0	0.0
Primary products.....		314120-P	0.4	0.0	0.0	0.0	0.0	0.0
Curtains and draperies, made from purchased materials.....		314120-1	0.7	0.7	0.0	0.0	0.0	0.0
Other household textile products, made from purchased materials.....		314120-8	0.3	-0.4	0.0	0.0	0.0	0.0
Bedspreads, made from purchased materials.....		314120-83	0.0	0.0	0.0	0.0	0.0	0.0
Other household furnishings, made from purchased materials.....		314120-89	0.3	-0.5	0.0	0.0	0.0	0.0
Secondary products and miscellaneous receipts.....		314120-SM						
Miscellaneous receipts.....		314120-M	5.0	0.6	0.0	0.0	0.0	0.0
Secondary products.....		314120-S	0.4	0.0	0.0	0.0	1.1	0.0
Other textile product mills.....	3149		2.5	0.4	0.1	0.3	0.0	0.1
Textile bag and canvas mills.....	31491		2.7	1.3	0.0	0.0	0.1	0.0
Textile bag and canvas mills.....	314910		2.7	1.3	0.0	0.0	0.1	0.0
Primary products.....		314910-P	2.8	1.5	0.0	0.0	0.1	0.0

See footnotes at end of table.

Table 12. Producer price index percentage changes for the net output of selected industries and their products, not seasonally adjusted — Continued
 [November 2023]

Title ¹	Industry code	Product code	Unadjusted 12-month percent change ²	Unadjusted 1-month percent change ²				
				Nov. 2022 to Nov. 2023 ^P	June to July	July to Aug. ^P	Aug. to Sept. ^P	Sept. to Oct. ^P
Textile bag and canvas mills - Continued								
Textile bags.....		314910-1	-	0.0	0.0	0.0	0.0	-
Canvas and related products.....		314910-5	2.4	1.7	0.0	0.0	0.1	0.0
Secondary products and miscellaneous receipts.....		314910-SM						
Miscellaneous receipts.....		314910-M	0.0	0.0	0.0	0.0	0.0	0.0
Secondary products.....		314910-S	1.9	0.0	0.0	0.0	-0.4	0.0
All other textile product mills.....	31499		2.4	-0.1	0.2	0.4	-0.1	0.1
Rope, twine, tire cord, and tire fabric mills.....								
Rope, twine, tire cord, and tire fabric mills.....	314994		-3.2	-0.6	0.5	-0.1	-0.7	0.0
Primary products.....		314994-P	-3.4	-0.7	0.5	-0.1	-0.7	0.0
Rope, cordage, and twine.....		314994-4	7.2	0.2	0.3	-0.2	-0.2	1.7
Tire cord and tire fabrics.....		314994-7	-11.8	-1.4	0.7	0.0	-1.2	-1.7
Secondary products and miscellaneous receipts.....		314994-SM						
Miscellaneous receipts.....		314994-M	8.5	0.0	0.0	-0.4	-0.1	1.2
All other miscellaneous textile product mills.....	314999		4.5	0.1	0.1	0.6	0.1	0.1
Primary products.....		314999-P	4.7	0.0	0.1	0.4	0.1	0.2
Embroideries (excluding Schiffli machine products) and embroidery contractors.....		314999-6	3.0	0.0	0.6	0.5	0.0	0.0
Trimblings and findings, excluding automobile and apparel.....		314999-7	10.6	0.0	0.0	0.0	0.0	3.4
All other miscellaneous fabricated textile products.....		314999-8	4.7	0.0	0.0	0.3	0.2	0.0
Secondary products and miscellaneous receipts.....		314999-SM						
Miscellaneous receipts.....		314999-M	3.8	0.5	0.0	2.1	0.0	0.0
Secondary products.....		314999-S	1.3	0.0	-0.2	0.3	0.2	0.0
Apparel manufacturing.....	315		1.4	0.1	0.0	0.3	-0.3	0.0
Apparel knitting mills.....	3151		1.4	0.7	0.0	0.0	0.0	-0.1
Apparel Knitting Mills.....	31512		-	0.7	0.0	0.0	0.0	-0.1
Apparel knitting mills.....	315120		-	0.7	0.0	0.0	0.0	-0.1
Primary products.....		315120-P	-	0.7	0.0	0.0	0.0	-0.1
Hosiery and socks.....		315120-1	0.6	0.8	0.0	0.0	0.0	-0.1
Hosiery and socks.....		315120-10	0.6	0.8	0.0	0.0	0.0	-0.1
Other apparel knitting mills.....		315120-2	-	0.0	0.0	0.0	0.0	-
Secondary products and miscellaneous receipts.....		315120-SM						
Cut and sew apparel manufacturing.....	3152		1.0	0.0	0.0	0.1	-0.5	0.0
Cut and sew apparel contractors.....	31521		3.8	0.0	0.0	0.0	0.0	0.0
Cut and sew apparel contractors.....	315210		3.8	0.0	0.0	0.0	0.0	0.0
Primary products.....		315210-P	3.9	0.0	0.0	0.0	0.0	0.0
Contract receipts for men's and boys' (including unisex) apparel.....		315210-4	0.0	0.0	0.0	0.0	0.0	0.0
Contract receipts for men's and boys' pants, work apparel, and other outerwear.....		315210-48	0.0	0.0	0.0	0.0	0.0	0.0
Secondary products and miscellaneous receipts.....		315210-SM						
Cut and sew apparel manufacturing (except contractors).....	31525		-	0.0	0.0	0.1	-0.6	0.0
Cut and sew apparel manufacturing (except contractors).....	315250		-	0.0	0.0	0.1	-0.6	0.0
Primary products.....		315250-P	-	0.0	0.0	0.1	-0.7	0.0
Men's and boys' cut and sew apparel manufacturing.....		315250-1	2.5	-0.3	0.0	0.0	-0.3	0.0
Men's and boys' nightwear, robes, and underwear, made from purchased fabrics.....		315250-11	0.3	0.0	0.0	0.0	0.3	0.0
Men's and boys' suits, coats, and overcoats, made from purchased fabrics.....		315250-12	-	0.0	0.0	0.0	1.4	0.0
Men's and boys' shirts, except work shirts, made from purchased fabrics.....		315250-13	4.4	0.0	0.2	0.0	0.1	0.0
Men's and boys' pants, except work pants, made from purchased fabrics.....		315250-14	-	-7.1	0.0	0.0	0.0	-
Men's and boys' work clothing, made from purchased fabrics.....		315250-15	2.5	-0.1	0.0	0.0	0.0	0.0
Men's and boys' other outerwear, made from purchased fabrics.....		315250-16	-5.0	0.2	0.0	0.1	-6.4	0.0
Women's, girls', and infants' cut and sew apparel manufacturing.....		315250-2	-2.3	0.1	0.0	0.0	-1.1	0.0
Women's and girls' lingerie and nightwear, made from purchased fabrics.....		315250-21	0.8	0.0	0.0	0.0	0.0	0.0
Women's and girls' blouses and shirts, made from purchased fabrics.....		315250-22	-3.3	0.1	0.0	0.0	-3.4	0.0
Women's and girls' dresses, made from purchased fabrics.....		315250-23	-4.0	0.2	0.0	0.0	0.0	0.0
Women's and girls' suits, coats, and skirts, made from purchased fabrics.....		315250-24	1.7	0.6	0.0	0.0	0.0	0.0
Women's and girls' other outerwear, made from purchased fabrics.....		315250-25	0.7	0.0	0.0	0.1	0.0	0.0
Other cut and sew apparel manufacturing.....		315250-3	-	-0.1	0.0	0.4	0.0	0.0
Fur and leather apparel, made from purchased materials.....		315250-31	3.1	-0.5	0.0	1.7	0.0	0.0
All other cut and sew apparel, made from purchased materials.....		315250-32	3.4	0.0	0.0	0.2	0.0	0.0
Secondary products and miscellaneous receipts.....		315250-SM						
Miscellaneous receipts.....		315250-M	-	2.5	0.0	0.5	0.0	0.0
Secondary products.....		315250-S	0.3	0.0	0.0	0.2	0.0	0.0

See footnotes at end of table.

Table 12. Producer price index percentage changes for the net output of selected industries and their products, not seasonally adjusted — Continued
 [November 2023]

Title ¹	Industry code	Product code	Unadjusted 12-month percent change ²	Unadjusted 1-month percent change ²				
				Nov. 2022 to Nov. 2023 ^P	June to July	July to Aug. ^P	Aug. to Sept. ^P	Sept. to Oct. ^P
Accessories and other apparel manufacturing.....	3159		3.7	0.0	0.0	1.9	0.0	0.0
Accessories and other apparel manufacturing.....	31599		3.7	0.0	0.0	1.9	0.0	0.0
Accessories and other apparel manufacturing.....	315990		3.7	0.0	0.0	1.9	0.0	0.0
Primary products.....		315990-P	3.9	0.0	0.0	2.1	0.0	0.0
All other accessories and apparel.....		315990-B	2.3	0.0	0.0	0.0	0.0	0.0
Leather belts, made from purchased materials.....		315990-BC	0.0	0.0	0.0	0.0	0.0	0.0
All other apparel accessories, made from purchased materials.....		315990-BE	2.7	0.0	0.0	0.0	0.0	0.0
Hats, caps, and millinery products.....		315990-4	5.8	0.0	0.0	5.3	0.0	0.0
Men's and boys' fabric, straw, and felt hats, made from purchased materials....		315990-41	6.4	0.0	0.0	6.4	0.0	0.0
Women's, girls', and infants' fabric, straw, and felt hats, made from purchased materials.....		315990-43	0.0	0.0	0.0	0.0	0.0	0.0
Hat bodies and fabric caps, made from purchased materials.....		315990-45	4.7	0.0	0.0	0.0	0.0	0.0
Gloves and mittens, made from purchased materials.....		315990-7	3.8	0.0	0.0	0.0	0.0	0.0
Secondary products and miscellaneous receipts.....		315990-SM						
Miscellaneous receipts.....		315990-M	0.3	0.0	0.0	0.0	0.0	0.0
Secondary products.....		315990-S	2.6	0.0	0.0	0.0	0.0	0.0
Leather and allied product manufacturing.....	316		2.7	1.5	0.2	0.0	0.0	0.1
Leather and hide tanning and finishing.....	3161		0.7	0.0	0.8	-0.1	0.0	0.1
Leather and hide tanning and finishing.....	31611		0.7	0.0	0.8	-0.1	0.0	0.1
Leather and hide tanning and finishing.....	316110		0.7	0.0	0.8	-0.1	0.0	0.1
Primary products.....		316110-P	0.6	0.0	0.8	-0.1	0.0	0.1
Finished and unfinished leather.....		316110-1	0.3	0.0	0.8	-0.1	0.0	0.1
Tanning or finishing leather owned by others, and furs, dressed and dyed or bleached.....		316110-2	2.4	0.0	0.8	0.0	0.2	0.0
Contract and commission receipts for tanning or finishing leather owned by others.....		316110-21	1.3	0.0	0.1	0.0	0.2	0.0
Secondary products and miscellaneous receipts.....		316110-SM						
Footwear manufacturing.....	3162		1.3	0.1	0.0	0.0	0.0	0.1
Footwear manufacturing.....	31621		1.3	0.1	0.0	0.0	0.0	0.1
Footwear manufacturing.....	316210		1.3	0.1	0.0	0.0	0.0	0.1
Primary products.....		316210-P	1.3	0.1	0.0	0.0	0.0	0.1
Rubber and plastics footwear, including athletic footwear.....		316210-1	1.0	0.1	0.0	0.0	0.0	0.0
Men's footwear (size 6 and larger), excluding athletic.....		316210-2	1.6	0.1	0.0	0.0	0.0	0.0
Women's footwear (size 4 and larger), excluding athletic.....		316210-5	1.2	0.3	0.0	0.0	-0.2	0.6
Secondary products and miscellaneous receipts.....		316210-SM						
Miscellaneous receipts.....		316210-M	1.0	0.0	0.0	0.0	0.0	0.0
Other leather product manufacturing.....	3169		5.8	4.0	0.0	0.1	0.1	0.0
Other leather product manufacturing.....	31699		5.8	4.0	0.0	0.1	0.1	0.0
Other leather and allied product manufacturing.....	316990		-	4.0	0.0	0.1	0.1	0.0
Primary products.....		316990-P	-	4.0	0.0	0.1	0.1	0.0
Women's and children's handbags and purses.....		316990-1	0.6	0.0	0.0	0.0	0.2	0.0
All other leather goods and allied products.....		316990-2	7.3	5.2	0.0	0.1	0.1	0.0
Luggage (including suitcases, travel bags, backpacks, and other types).....		316990-21	14.3	12.5	0.0	0.3	0.0	0.0
Personal leather goods (excluding women's handbags and purses).....		316990-22	2.3	0.0	0.0	0.0	1.1	0.0
Boot and shoe cut stock and findings.....		316990-24	2.1	0.0	0.0	0.0	0.0	0.0
All other miscellaneous leather goods.....		316990-25	3.1	0.6	0.0	0.0	0.2	0.0
Secondary products and miscellaneous receipts.....		316990-SM						
Miscellaneous receipts.....		316990-M	2.6	0.0	0.0	0.0	0.0	0.0
Wood product manufacturing.....	321		-5.9	1.3	-0.3	0.0	-2.3	-0.5
Sawmills and wood preservation.....	3211		-10.2	4.9	-4.9	-0.1	-3.2	-2.4
Sawmills and wood preservation.....	32111		-10.2	4.9	-4.9	-0.1	-3.2	-2.4
Sawmills.....	321113		-12.6	6.1	-6.1	0.3	-4.3	-2.7
Primary products.....		321113-P	-13.7	6.7	-6.5	0.3	-4.6	-3.0
Hardwood lumber, made in sawmills.....		321113-1	-1.4	14.2	-13.2	6.0	-9.1	2.4
Softwood lumber, made in sawmills.....		321113-3	-21.2	5.1	-5.0	-2.0	-3.5	-5.8
Softwood dressed lumber, less than 2 inches in nominal thickness, not edge worked.....		321113-32	-42.1	-5.1	-4.9	-5.1	-5.9	-6.9
Softwood dressed 2-inch lumber, 2 inches in nominal thickness only, not edge worked.....		321113-33	-23.3	11.1	-7.3	-1.8	-5.6	-7.8
Softwood dressed lumber and timbers, more than 2 inches in nominal thickness, not edge worked.....		321113-34	-21.2	-1.9	2.7	-5.3	0.2	-9.9

See footnotes at end of table.

Table 12. Producer price index percentage changes for the net output of selected industries and their products, not seasonally adjusted — Continued
 [November 2023]

Title ¹	Industry code	Product code	Unadjusted 12-month percent change ²	Unadjusted 1-month percent change ²				
			Nov. 2022 to Nov. 2023 ^P	June to July	July to Aug. ^P	Aug. to Sept. ^P	Sept. to Oct. ^P	Oct. to Nov. ^P
Sawmills - Continued								
Wood chips, excluding field chips.....		321113-5	1.0	-0.6	-0.8	0.3	-0.7	-0.2
Wood ties, siding, shingles, and shakes, and contract sawing of logs owned by others.....		321113-7	12.2	1.2	6.6	0.0	0.3	-1.3
Secondary products and miscellaneous receipts.....		321113-SM						
Wood preservation.....	321114		-1.1	1.0	-0.8	-1.2	0.3	-1.2
Primary products.....		321114-P	1.1	1.1	-0.4	-0.9	0.6	-0.9
Wood poles, piles, and posts owned and treated by the same establishment.....		321114-1	5.4	0.9	0.8	-1.9	1.4	-1.2
Other wood products owned and treated by the same establishment.....		321114-5	-2.5	1.5	-1.8	0.2	-0.4	-0.6
Receipts for treating wood owned by others w/ arsenical chemicals, creosote, & other chemicals.....		321114-9	1.1	0.2	0.2	0.1	0.0	-0.1
Secondary products and miscellaneous receipts.....		321114-SM						
Plywood and engineered wood product mfg.....	3212		-8.1	2.7	3.9	0.5	-6.3	-0.1
Plywood and engineered wood product mfg.....	32121		-8.1	2.7	3.9	0.5	-6.3	-0.1
Hardwood veneer and plywood manufacturing.....	321211		-6.6	-0.3	-0.3	-1.1	-0.1	-0.1
Primary products.....		321211-P	-6.8	-0.3	0.0	-1.2	-0.1	-0.2
Hardwood veneer, including veneer backed with paper, cloth, or other flexible material.....		321211-1	-2.8	0.2	-0.1	-0.1	-0.5	-0.6
Hardwood plywood.....		321211-4	-13.9	-1.1	0.4	-2.4	0.5	-0.3
Hardwood veneered panels, including two-ply veneers.....		321211-7	-2.0	0.0	-0.3	-1.9	0.0	1.0
Secondary products and miscellaneous receipts.....		321211-SM						
Softwood veneer and plywood manufacturing.....	321212		-4.9	-1.2	1.2	3.0	2.7	-1.2
Primary products.....		321212-P	-2.6	-1.2	2.6	3.3	3.0	-0.3
Softwood veneer, incl. veneer backed w/ paper, cloth, or other flexible material.....		321212-1	-11.3	0.4	1.8	1.7	1.6	-0.2
Softwood plywood products: rough, sanded, and specialties.....		321212-4	1.8	-2.0	3.0	4.2	3.8	-0.4
Secondary products and miscellaneous receipts.....		321212-SM						
Secondary products.....		321212-S	-34.8	-1.8	-12.6	-1.2	-1.3	-12.8
Engineered wood member manufacturing.....	321215		-	1.7	-2.1	0.8	-0.1	-0.1
Primary products.....		321215-P	-	0.3	-1.4	1.0	0.0	-0.3
Engineered wood members (excluding trusses).....		321215-1	-9.8	-0.2	-2.9	-0.3	-0.2	-0.3
Laminated veneer lumber.....		321215-11	-15.0	-	-5.3	-0.9	-0.6	-0.6
Other engineered structural wood members, excluding trusses & laminated veneer lumber.....		321215-12	-6.8	0.0	-1.6	0.0	0.0	-0.1
Wood trusses.....		321215-2	-12.4	0.5	-0.7	1.6	0.1	-0.3
Secondary products and miscellaneous receipts.....		321215-SM						
Reconstituted wood product manufacturing.....	321219		-5.0	6.4	13.0	-0.2	-17.4	0.5
Primary products.....		321219-P	-4.7	6.5	13.5	-0.2	-17.9	0.5
Hardboard products.....		321219-B	-0.6	0.0	-0.2	0.0	0.0	0.0
Particleboard made from particleboard produced at the same location.....		321219-1	-11.3	0.2	-1.9	-1.4	-0.2	-0.8
Secondary products and miscellaneous receipts.....		321219-SM						
Other wood product manufacturing.....	3219		-3.4	-0.6	-0.7	-0.3	0.0	0.0
Millwork.....	32191		-2.5	-0.4	-1.1	-0.2	0.6	0.1
Wood window and door manufacturing.....	321911		-1.2	-0.5	-1.8	0.3	0.6	0.2
Primary products.....		321911-P	-1.4	-0.6	-1.9	0.3	0.6	0.1
Wood window units.....		321911-1	4.5	0.0	0.0	0.0	0.0	0.0
Double hung wood window units.....		321911-11	4.3	0.0	0.0	0.0	0.0	0.0
Casement wood window units.....		321911-12	4.8	0.0	0.0	0.0	0.0	0.0
All other wood window units, including horizontal sliding, awning and single hung.....		321911-13	4.4	0.0	0.0	0.0	0.0	0.0
Wood sash, excluding sash shipped in window units.....		321911-3	4.6	0.0	0.0	0.0	0.0	0.0
Wood window & door frames, incl. door frames in door units, excl. window frames in window units.....		321911-5	-22.3	-3.6	-10.9	1.4	4.4	1.0
Wood panel, flush, & molded face doors, interior & exterior, incl. doors with glazed sections.....		321911-7	1.6	0.1	-0.5	0.2	-0.2	-0.1
Other wood doors, incl. garage, patio, bifold, cabinet, screen, storm and louver.....		321911-9	2.7	-0.1	0.0	0.0	0.0	0.0
Secondary products and miscellaneous receipts.....		321911-SM						
Secondary products.....		321911-S	-1.9	0.1	0.0	0.9	0.0	0.6
Cut stock, resawing lumber, and planing.....	321912		-6.8	0.0	-1.5	0.3	0.1	0.1
Primary products.....		321912-P	-6.1	0.0	-1.8	0.4	0.1	0.1
Softwood lumber, made from purchased lumber.....		321912-3	-4.0	1.2	-0.4	0.4	-0.4	-0.2
Hardwood cut stock and dimension.....		321912-6	-1.3	-0.2	-0.1	0.2	0.2	0.0
Softwood cut stock and dimension.....		321912-8	-19.0	0.4	-3.6	-0.3	-2.9	-1.9
Sawn wood fence stock, wood lath, and contract resawing and planing.....		321912-9	0.0	0.0	0.0	0.0	0.0	0.0

See footnotes at end of table.

Table 12. Producer price index percentage changes for the net output of selected industries and their products, not seasonally adjusted — Continued
 [November 2023]

Title ¹	Industry code	Product code	Unadjusted 12-month percent change ²	Unadjusted 1-month percent change ²				
				Nov. 2022 to Nov. 2023 ^P	June to July	July to Aug. ^P	Aug. to Sept. ^P	Sept. to Oct. ^P
Cut stock, resawing lumber, and planing - Continued								
Secondary products and miscellaneous receipts.....		321912-SM						
Other millwork, including flooring.....	321918		-1.0	-0.3	0.2	-1.5	0.9	-0.1
Primary products.....		321918-P	-1.3	-0.2	-0.1	-0.7	-0.2	-0.1
Wood moldings.....		321918-2	-3.7	-0.7	0.0	-0.2	-0.3	-0.3
Other wood millwork products, including stairwork, exterior millwork, and softwood flooring.....		321918-5	-2.2	0.0	0.0	-1.7	-0.3	0.0
Hardwood flooring.....		321918-7	1.2	0.1	-0.5	0.3	0.1	-0.2
Hardwood flooring, other than oak and maple.....		321918-72	0.2	0.0	0.0	0.0	0.0	0.0
Oak and maple hardwood flooring.....		321918-73	1.3	0.1	-0.5	0.3	0.1	-0.2
Secondary products and miscellaneous receipts.....		321918-SM						
Miscellaneous receipts.....		321918-M	-	-	-	-	-	-
Secondary products.....		321918-S	-12.5	-1.9	1.5	-0.1	-0.7	-1.2
Wood container and pallet manufacturing.....	32192		-12.1	-1.1	-1.0	-0.7	-2.0	-1.4
Wood container and pallet manufacturing.....	321920		-12.1	-1.1	-1.0	-0.7	-2.0	-1.4
Primary products.....		321920-P	-11.9	-1.2	-1.0	-0.8	-2.1	-1.4
Nailed and lock-corner wood boxes.....		321920-1	-1.4	0.0	0.0	0.0	0.0	0.0
Wood box and crate shook.....		321920-3	-8.1	0.4	0.0	-0.6	-0.1	-3.5
Wood pallets and pallet containers, wood and metal combination.....		321920-5	-12.7	-1.4	-1.1	-0.8	-1.9	-1.4
Other wood container parts and wood containers.....		321920-7	-	0.0	0.0	0.0	-6.8	-
Secondary products and miscellaneous receipts.....		321920-SM						
Miscellaneous receipts.....		321920-M	-45.8	-2.6	-9.0	-2.1	-4.9	-12.1
Secondary products.....		321920-S	-3.3	-0.1	-0.7	1.4	0.0	0.7
All other wood product manufacturing.....	32199		1.3	-0.6	0.4	-0.2	0.2	0.7
Manufactured home, mobile home, manufacturing.....	321991		-2.8	-0.1	0.0	-1.3	0.0	0.1
Primary products.....		321991-P	-2.8	-0.1	0.0	-1.3	0.0	0.1
Manufactured homes (mobile homes), all width sizes (incl. multisection).....		321991-1	-2.8	-0.1	0.0	-1.3	0.0	0.1
Secondary products and miscellaneous receipts.....		321991-SM						
Prefabricated wood building manufacturing.....	321992		-0.7	-0.4	0.2	-0.1	0.4	-0.4
Primary products.....		321992-P	-1.6	-0.4	0.1	-0.1	0.4	-0.4
Prefabricated stationary wood buildings, components (not sold as complete units).....		321992-1	4.3	0.0	0.0	0.0	0.0	0.0
Prefabricated stationary wood buildings, shipped in panel form (complete units) ...		321992-5	-4.9	0.3	0.1	-0.3	1.4	-0.7
Prefabricated stationary wood buildings, precut packages (complete units).....		321992-6	0.4	0.0	0.2	0.1	-0.3	-0.6
Prefabricated stationary wood buildings, shipped in three-dimensional assemblies.....		321992-7	0.8	-1.6	0.0	0.0	-0.1	0.0
Prefabricated stationary wood buildings, three-dimensional assemblies, residential.....		321992-71	1.8	-1.8	0.0	0.0	-0.1	0.0
Prefabricated stationary wood buildings, three-dimensional assemblies, nonresidential.....		321992-72	-7.6	0.0	0.0	0.0	0.0	0.0
Secondary products and miscellaneous receipts.....		321992-SM						
Miscellaneous receipts.....		321992-M	-1.0	1.6	5.0	-3.3	-2.9	-2.7
Secondary products.....		321992-S	-	0.0	0.0	0.0	0.0	-0.1
Miscellaneous wood product manufacturing.....	321999		7.2	-1.4	0.9	0.7	0.2	2.0
Primary products.....		321999-P	6.8	-1.9	0.8	0.8	0.2	2.5
All other miscellaneous wood products.....		321999-0	6.8	-1.9	0.8	0.8	0.2	2.5
Secondary products and miscellaneous receipts.....		321999-SM						
Paper manufacturing.....	322		-3.3	-0.6	-0.5	-0.1	-0.1	-0.3
Pulp, paper & paperboard mills.....	3221		-6.3	-1.3	-0.6	0.2	-0.4	-0.5
Pulp mills.....	32211		-22.6	1.8	-2.8	-6.1	6.3	2.2
Pulp mills.....	322110		-22.6	1.8	-2.8	-6.1	6.3	2.2
Primary products.....		322110-P	-22.6	1.8	-2.8	-6.1	6.3	2.2
Special alpha and dissolving wood pulp, incl. sulfite and sulfate and other wood pulp.....		322110-6	-23.2	2.9	-3.2	-7.1	10.3	2.5
All other miscellaneous pulp, other than wood, and pulp mill by-products, incl. turpentine.....		322110-9	-20.3	-4.6	0.0	0.0	-15.0	0.2
Paper mills.....	32212		-4.3	-0.9	-0.6	0.3	-1.1	-1.5
Paper mills.....	322120		-4.4	-0.9	-0.5	0.2	-1.1	-1.6
Primary products.....		322120-P	-3.2	-0.7	-0.5	0.3	-1.1	-1.9
Bleached bristol, clay-coated, uncoated, and industrial converted paper.....		322120-1	-0.7	-1.7	0.0	0.9	-1.6	-0.1
Construction paper.....		322120-2	-	0.0	-0.8	0.0	2.9	0.0
Sanitary tissue paper products, made in paper mills.....		322120-4	-4.3	-0.2	-0.6	0.0	-1.5	-3.5
Newsprint and uncoated ground-wood paper.....		322120-5	-14.8	-1.6	-3.6	1.0	-3.3	-3.0

See footnotes at end of table.

Table 12. Producer price index percentage changes for the net output of selected industries and their products, not seasonally adjusted — Continued
 [November 2023]

Title ¹	Industry code	Product code	Unadjusted 12-month percent change ²	Unadjusted 1-month percent change ²					
			Nov. 2022 to Nov. 2023 ^P	June to July	July to Aug. ^P	Aug. to Sept. ^P	Sept. to Oct. ^P	Oct. to Nov. ^P	
Paper mills - Continued									
Secondary products and miscellaneous receipts.....		322120-SM							
Paperboard mills.....	32213		-6.2	-2.2	-0.4	1.0	-0.3	0.4	
Paperboard mills.....	322130		-6.2	-2.2	-0.4	1.0	-0.3	0.4	
Primary products.....		322130-P	-6.1	-2.0	-0.6	1.0	-0.2	0.4	
Bleached packaging and industrial converting paperboard.....		322130-B	-2.0	0.0	-2.0	0.0	0.0	0.0	
Unbleached kraft packaging and industrial converting paperboard.....		322130-1	-4.8	-3.2	-0.2	2.2	-0.5	0.8	
Recycled paperboard.....		322130-7	-11.3	-1.6	-0.2	-0.8	0.1	0.0	
Secondary products and miscellaneous receipts.....		322130-SM							
Converted paper product mfg.....	3222		-1.9	-0.4	-0.4	-0.1	0.0	-0.1	
Paper container mfg.....	32221		-3.9	-0.6	-0.3	-0.3	0.1	-0.1	
Corrugated and solid fiber box manufacturing.....	322211		-6.5	-0.8	-0.5	-0.3	0.2	0.0	
Primary products.....		322211-P	-6.8	-0.8	-0.5	-0.4	0.2	0.0	
Corrugated and solid fiber boxes, including pallets.....		322211-0	-6.8	-0.8	-0.5	-0.4	0.2	0.0	
Corrugated shipping containers for food and beverages and carryout boxes for retail food.....		322211-01	-5.7	-0.4	-1.4	-0.1	-0.2	0.0	
Corrugated shipping containers for paper and allied products.....		322211-02	-15.6	-0.7	-2.0	-0.1	0.5	0.0	
Corrugated shipping containers for metal and electrical machinery.....		322211-03	-3.5	-0.5	0.0	-0.1	0.2	0.0	
Corrugated shipping containers for all other end uses.....		322211-04	-4.5	-0.3	-0.1	-0.1	0.0	0.0	
Corrugated paperboard in sheets and rolls, lined and unlined.....		322211-05	-10.6	-2.7	1.0	-1.7	1.2	0.0	
Other corrugated and solid fiber products, including containers, pallets, pads, etc.....		322211-09	-2.7	-0.3	-0.4	0.0	0.0	0.0	
Secondary products and miscellaneous receipts.....		322211-SM							
Miscellaneous receipts.....		322211-M	-0.3	-0.1	0.1	-0.2	0.3	0.3	
Secondary products.....		322211-S	2.2	0.0	0.7	0.0	0.0	0.3	
Folding paperboard box manufacturing.....	322212		2.7	-0.1	0.0	-0.3	-0.1	-1.1	
Primary products.....		322212-P	2.5	-0.1	0.0	-0.3	-0.1	-1.2	
Folding paperboard boxes, packaging, and packaging components.....		322212-0	2.5	-0.1	0.0	-0.3	-0.1	-1.2	
Secondary products and miscellaneous receipts.....		322212-SM							
Other paperboard container manufacturing.....	322219		0.4	-0.9	0.2	0.1	-0.4	0.9	
Primary products.....		322219-P	0.3	-1.0	0.2	0.1	-0.5	1.0	
Setup (rigid) paperboard boxes.....		322219-1	14.5	0.0	0.0	0.0	0.0	2.8	
Paperboard fiber drums with ends of any material.....		322219-7	-2.9	0.0	2.5	-0.1	0.2	-2.4	
Fiber cans, tubes, and similar fiber products.....		322219-8	3.9	0.6	0.1	0.3	-0.1	0.0	
Fiber cans, all fiber and composite.....		322219-81	6.8	1.0	0.2	0.4	-0.2	0.3	
Fiber cores and tubes.....		322219-82	-1.2	0.0	0.0	0.0	0.0	-0.5	
Paperboard cones, reels, spools, bobbins, blocks, and all vulcanized fiber products.....		322219-83	8.4	0.0	0.0	0.0	0.0	0.0	
Secondary products and miscellaneous receipts.....		322219-SM							
Paper bag and coated and treated paper mfg.....	32222		-0.2	-0.1	-0.5	0.0	0.0	-0.4	
Paper bag and coated and treated paper manufacturing.....	322220		-0.2	-0.1	-0.5	0.0	0.0	-0.4	
Primary products.....		322220-P	-0.1	-0.1	-0.6	0.0	-0.1	-0.4	
Specialty bags, pouches, and liners, multiweb laminations and foil, except film-film.....		322220-C	1.0	-0.2	-0.1	0.1	0.0	0.0	
Uncoated single-web paper grocers' bags and sacks and variety and shopping bags.....		322220-D	15.5	0.2	0.0	0.0	-0.6	0.0	
Laminated aluminum foil rolls and sheets for flexible packaging uses.....		322220-F	2.3	0.7	-0.1	-0.3	0.0	0.0	
Pasted, lined, laminated, or surface-coated paperboard.....		322220-G	-3.3	0.0	0.0	-1.3	0.0	0.0	
Single-web paper, rolls and sheets, including waxed, for flexible packaging uses.....		322220-H	3.4	0.0	0.0	0.0	0.0	0.0	
Multiweb laminated rolls and sheets, except foil, for flexible packaging uses.....		322220-J	-6.3	-1.7	0.0	0.0	-0.4	0.0	
Pressure-sensitive products.....		322220-N	-0.1	-0.6	0.1	-0.2	0.3	-0.4	
Wallcoverings.....		322220-7	1.7	0.0	0.0	0.0	0.0	0.0	
Converted foil for nonpackaging applications.....		322220-8	-0.9	0.0	0.9	0.0	0.0	0.0	
Other coated and processed papers, except for packaging uses.....		322220-9	1.2	1.4	-0.7	1.3	1.0	-3.5	
Secondary products and miscellaneous receipts.....		322220-SM							
Miscellaneous receipts.....		322220-M	14.3	0.0	3.6	0.0	11.2	0.0	
Stationery product mfg.....	32223		4.4	0.4	-0.9	0.6	-0.6	0.9	
Stationery product manufacturing.....	322230		4.4	0.4	-0.9	0.6	-0.6	0.9	
Primary products.....		322230-P	4.4	0.4	-0.9	0.6	-0.6	0.9	
Die-cut paper and paperboard office supplies.....		322230-4	16.3	0.0	0.0	0.0	0.0	7.3	
Envelopes, commercial, all types and materials.....		322230-5	-1.9	0.2	-0.2	-0.1	0.1	1.1	
Tablets, pads and related products.....		322230-9	3.6	0.0	-0.8	-0.3	-0.4	0.0	
Secondary products and miscellaneous receipts.....		322230-SM							

See footnotes at end of table.

Table 12. Producer price index percentage changes for the net output of selected industries and their products, not seasonally adjusted — Continued
 [November 2023]

Title ¹	Industry code	Product code	Unadjusted 12-month percent change ²	Unadjusted 1-month percent change ²				
				Nov. 2022 to Nov. 2023 ^P	June to July	July to Aug. ^P	Aug. to Sept. ^P	Sept. to Oct. ^P
Stationery product manufacturing - Continued								
Miscellaneous receipts.....		322230-M	-2.3	-0.5	1.7	-0.6	-2.4	0.6
Other converted paper product mfg.....	32229		1.0	0.2	-0.7	0.0	0.0	-0.2
Sanitary paper product manufacturing.....	322291		2.0	0.3	-0.7	0.3	0.1	0.0
Primary products.....		322291-P	2.2	0.3	-0.7	0.3	0.1	0.0
Disposable diapers and similar disposable products, made from purchased sanitary paper stock.....		322291-2	0.0	0.0	0.0	0.0	0.0	0.0
Sanitary tissue paper products, made from purchased sanitary paper stock or wadding.....		322291-5	4.2	0.6	-1.2	0.5	0.1	0.1
Secondary products and miscellaneous receipts.....		322291-SM						
Miscellaneous receipts.....		322291-M	-7.9	15.4	-15.3	-2.5	-2.9	-1.1
All other converted paper product mfg.....	322299		-1.3	-0.1	-0.7	-0.6	-0.1	-0.7
Primary products.....		322299-P	-0.3	-0.1	-0.6	-0.7	0.1	-0.8
Molded pulp goods, including egg cartons, florist pots, food trays, etc.....		322299-1	-1.9	-0.8	0.1	-2.1	-0.2	-1.3
Miscellaneous converted paper and paperboard products.....		322299-3	0.5	0.1	-0.9	-0.2	0.2	-0.6
Secondary products and miscellaneous receipts.....		322299-SM						
Secondary products.....		322299-S	-	-	-	-	-	-
Printing and related support activities.....	323		5.0	0.1	0.9	0.5	0.0	0.9
Printing and related support activities.....	3231		5.0	0.1	0.9	0.5	0.0	0.9
Printing.....	32311		5.1	0.1	0.9	0.5	0.0	0.9
Commercial screen printing.....	323113		2.2	-0.1	-0.1	0.4	0.1	-0.2
Primary products.....		323113-P	2.2	-0.1	0.0	0.5	0.0	-0.2
Screen printing on garments, apparel accessories, and other fabric articles, excluding labels.....		323113-4	0.8	-0.2	0.0	0.7	0.0	-0.3
Screen printing (excluding on textiles, apparel, apparel accessories, and labels).....		323113-6	6.0	0.0	0.0	0.0	0.0	0.0
Secondary products and miscellaneous receipts.....		323113-SM						
Miscellaneous receipts.....		323113-M	5.5	0.0	-0.4	0.0	1.6	-0.4
Secondary products.....		323113-S	1.3	0.3	-0.1	-0.2	0.1	0.0
Books printing.....	323117		6.7	0.7	-0.9	0.5	0.0	1.3
Primary products.....		323117-P	7.1	0.8	-1.2	0.6	0.0	1.7
Other book and pamphlet printing and binding.....		323117-E	1.9	0.0	0.0	0.1	0.0	0.0
Textbook printing and binding.....		323117-1	-2.2	0.0	-0.3	-1.0	0.0	0.0
Technical, scientific, & professional book printing & binding.....		323117-3	-0.4	-1.0	-0.1	-0.2	0.5	0.0
Religious book printing and binding.....		323117-5	0.8	0.4	-1.6	0.0	0.0	0.9
General book (trade, etc.) printing & binding.....		323117-7	17.9	2.0	-2.1	1.8	0.0	3.6
Secondary products and miscellaneous receipts.....		323117-SM						
Commercial printing, except screen and books.....	32311K		5.2	0.0	1.1	0.6	0.0	1.0
Primary products.....		32311K-P	2.4	0.0	0.3	0.2	0.0	0.1
Commercial lithographic printing.....		32311K-0	0.1	0.0	0.0	0.0	-0.1	0.0
Other commercial and general job printing (lithographic).....		32311K-0B	-1.3	-1.6	0.0	0.2	-1.8	0.1
Magazine and periodical printing (lithographic).....		32311K-01	0.1	-0.4	0.0	0.0	-0.2	0.0
Label and wrapper printing (lithographic).....		32311K-03	-2.0	0.0	0.0	0.0	0.0	0.0
Catalog and directory printing (lithographic).....		32311K-05	-0.4	-0.1	0.0	0.0	-0.4	0.0
Advertising printing (lithographic).....		32311K-09	0.7	0.2	0.0	0.0	0.0	0.1
Commercial flexographic printing.....		32311K-2	3.0	0.0	0.0	0.0	0.0	0.0
Label and wrapper printing (flexographic).....		32311K-21	3.4	0.0	0.0	0.0	0.0	0.0
Quick printing.....		32311K-4	-	0.0	0.0	3.9	0.0	-
Digital printing.....		32311K-5	6.1	0.2	1.0	0.4	0.0	0.3
Manifold business forms printing.....		32311K-6	0.1	0.0	0.0	0.0	0.0	0.0
Other commercial printing.....		32311K-9	0.5	0.0	0.0	0.8	0.0	0.0
All other commercial and general job printing.....		32311K-9V	1.7	0.0	0.0	1.7	0.0	0.0
Secondary products and miscellaneous receipts.....		32311K-SM						
Miscellaneous receipts.....		32311K-M	0.3	0.0	0.0	-2.1	0.0	0.0
Secondary products.....		32311K-S	-	0.0	4.4	2.2	0.1	-
Support activities for printing.....	32312		1.6	0.0	0.5	0.0	-0.1	0.1
Support activities for printing.....	323120		1.6	0.0	0.5	0.0	-0.1	0.1
Primary products.....		323120-P	1.6	-0.1	0.5	0.0	-0.1	0.1
Softcover, pamphlet, sample book, and other binding of books and materials printed elsewhere.....		323120-3	5.0	0.2	0.0	0.0	-0.4	0.1
Miscellaneous binding and postpress work, incl collating, perforating, folding, gluing, etc.....		323120-5	-1.0	-0.7	-0.3	-0.3	0.0	0.0
Prepress services, excl platemaking (incl film, assembled flats, color sep., typesetting, etc.).....		323120-7	0.8	-	-	0.0	0.0	0.0

See footnotes at end of table.

Table 12. Producer price index percentage changes for the net output of selected industries and their products, not seasonally adjusted — Continued
 [November 2023]

Title ¹	Industry code	Product code	Unadjusted 12-month percent change ²	Unadjusted 1-month percent change ²					
				Nov. 2022 to Nov. 2023 ^P	June to July	July to Aug. ^P	Aug. to Sept. ^P	Sept. to Oct. ^P	Oct. to Nov. ^P
Support activities for printing - Continued									
Printing plates and cylinders, prepared for printing (excl blank plates and blank cylinders).....		323120-9	1.4	0.0	1.4	0.0	0.0	0.0	
Secondary products and miscellaneous receipts.....		323120-SM							
Petroleum and coal products manufacturing.....	324		-18.5	-0.9	15.8	2.3	-8.2	-3.8	
Petroleum and coal products mfg.....	3241		-18.5	-0.9	15.8	2.3	-8.2	-3.8	
Petroleum refineries.....	32411		-19.8	-1.0	17.2	2.5	-8.8	-4.1	
Petroleum refineries.....	324110		-19.8	-1.0	17.2	2.5	-8.8	-4.1	
Primary products.....		324110-P	-20.5	-1.0	17.6	2.6	-9.0	-4.2	
Kerosene, except jet fuel.....		324110-B	-23.4	3.3	23.5	5.7	0.2	-9.6	
Light fuel oils.....		324110-C	-29.4	-5.2	31.9	4.6	-8.6	0.3	
Home heating oil and other distillates, NEC.....		324110-C1	-22.4	9.1	17.7	7.9	-5.7	-9.4	
Diesel fuel.....		324110-C2	-29.7	-6.1	32.9	4.4	-8.8	0.9	
Heavy fuel oils, including No. 5, No. 6, heavy diesel, gas enrichment oils, etc.....		324110-E	1.3	6.1	7.3	5.7	4.0	-4.7	
Unfinished oils and lubricating oil base stock.....		324110-J	-24.6	-1.7	1.9	-0.1	6.8	-3.4	
Liquefied refinery gases, including other aliphatics (feed stock and other uses).....		324110-R	-25.2	-26.3	0.5	3.5	6.1	-1.7	
Other finished petroleum products, including waxes.....		324110-T	-15.6	-2.9	2.7	12.4	27.5	-6.6	
Gasoline, including finished base stocks and blending agents.....		324110-1	-12.8	1.9	11.0	-0.2	-14.5	-7.7	
Motor gasoline, including finished base stocks and blending agents.....		324110-12	-12.9	2.0	11.0	-0.3	-14.7	-7.7	
Regular gasoline.....		324110-121	-12.6	2.2	11.3	-0.5	-15.1	-7.4	
Mid-premium gasoline.....		324110-122	-7.9	0.5	16.3	-1.0	-15.3	-5.9	
Premium gasoline.....		324110-123	-15.3	1.4	9.3	0.7	-13.0	-8.6	
Jet fuel.....		324110-6	-13.0	4.6	22.7	7.1	-1.9	-3.8	
Asphalt.....		324110-9	-16.3	-0.2	-0.7	-0.5	-4.2	1.2	
Secondary products and miscellaneous receipts.....		324110-SM1							
Asphalt paving and roofing materials mfg.....	32412		1.7	0.3	-0.1	0.4	0.4	0.1	
Asphalt paving mixture & block manufacturing.....	324121		0.6	-0.2	0.7	0.2	0.3	0.4	
Primary products.....		324121-P	0.4	-0.3	0.7	0.2	0.3	0.4	
Asphalt paving mixtures & blocks.....		324121-0	0.4	-0.3	0.7	0.2	0.3	0.4	
Emulsified asphalt, including liquid additives.....		324121-0111	2.4	-0.2	0.8	0.6	0.1	0.2	
Other liquid asphalt and tar paving materials, including cut-backs.....		324121-0121	-9.0	0.7	0.4	0.3	0.0	-0.2	
Asphalt and tar paving mixt. (excl liquid), incl bitum. or asph. concrete, asph. paving cement.....		324121-0131	-0.2	-0.6	0.3	-0.1	0.4	0.6	
Secondary products and miscellaneous receipts.....		324121-SM							
Miscellaneous receipts.....		324121-M	5.2	2.9	0.0	0.0	0.0	0.0	
Secondary products.....		324121-S	-	0.0	-	-	-	-	
Asphalt shingle and coating materials manufacturing.....	324122		2.8	1.0	-1.1	0.6	0.7	-0.3	
Primary products.....		324122-P	2.8	1.0	-1.1	0.7	0.7	-0.3	
Roofing asphalts and pitches, coatings, and cements.....		324122-1	1.9	0.0	0.0	-0.2	0.0	0.2	
Prepared asphalt and tar roofing and siding products, incl. saturated felts for nonbuilding use.....		324122-2	2.8	1.1	-1.2	0.7	0.7	-0.3	
Asphalt smooth-surfaced roll roofing and cap sheets, organic and fiberglass base.....		324122-21	17.1	1.7	0.2	-2.6	0.1	3.1	
Asphalt mineral-surfaced roll roofing and cap sheets, organic and fiberglass base.....		324122-22	3.1	-0.3	-0.2	0.0	0.0	0.0	
Other prepared asphalt and tar products for roofing and siding.....		324122-27	1.2	0.4	0.1	0.3	-0.6	0.0	
Secondary products and miscellaneous receipts.....		324122-SM							
Other petroleum and coal products mfg.....	32419		-4.1	-0.5	-0.1	-1.0	-0.3	0.1	
Petroleum lubricating oil and grease mfg.....	324191		-2.6	-0.3	-0.1	-1.2	0.5	0.1	
Primary products.....		324191-P	-3.5	-0.4	-0.1	-1.3	-0.2	0.2	
Petroleum lubricating oils and greases, refined petroleum.....		324191-0	-3.5	-0.4	-0.1	-1.3	-0.2	0.2	
Lubricating oils (incl. hydraulic fluids, etc.), refined petroleum.....		324191-011	-4.8	-0.4	-0.1	-1.4	-0.2	0.1	
Secondary products and miscellaneous receipts.....		324191-SM							
Miscellaneous receipts.....		324191-M	-2.3	-0.2	-1.2	0.0	-4.3	0.0	
All other petroleum and coal products mfg.....	324199		-9.0	-1.1	-0.1	-0.2	-3.2	-0.2	
Primary products.....		324199-P	-9.1	-1.1	-0.1	-0.2	-3.2	-0.2	
Coke oven and blast furnace products, made in coke oven establishments.....		324199-3	3.9	0.9	0.3	-1.9	-0.1	-1.2	
All other petroleum and coal products (excl. coke oven products), made in coke oven estab.....		324199-9	-10.5	-1.2	-0.1	-0.1	-3.5	-0.2	
Secondary products and miscellaneous receipts.....		324199-SM							
Secondary products.....		324199-S	-	0.0	0.0	0.0	0.6	0.0	
Chemical mfg.....	325		-3.0	-1.1	-0.4	0.0	0.0	-0.5	
Basic chemical mfg.....	3251		-7.2	-1.7	-0.9	0.5	0.2	-2.1	

See footnotes at end of table.

Table 12. Producer price index percentage changes for the net output of selected industries and their products, not seasonally adjusted — Continued
 [November 2023]

Title ¹	Industry code	Product code	Unadjusted 12-month percent change ²	Unadjusted 1-month percent change ²				
				Nov. 2022 to Nov. 2023 ^P	June to July	July to Aug. ^P	Aug. to Sept. ^P	Sept. to Oct. ^P
Petrochemical mfg.	32511		-7.1	-1.5	-1.2	3.7	4.7	0.2
Petrochemical manufacturing.	325110		-7.4	-1.4	-1.3	3.7	4.7	0.2
Primary products.		325110-P	-10.4	3.2	-2.1	2.7	7.9	0.3
Secondary products and miscellaneous receipts.		325110-SM						
Industrial gas mfg.	32512		4.0	1.5	-1.5	1.5	0.8	-1.1
Industrial gas manufacturing.	325120		4.0	1.5	-1.5	1.5	0.8	-1.1
Primary products.		325120-P	4.0	1.5	-1.5	1.5	0.8	-1.1
Oxygen.		325120-A	5.4	-1.2	0.0	0.0	-0.9	-0.5
Argon and hydrogen.		325120-C	10.4	-0.6	-0.4	6.6	-1.4	2.5
Other industrial gases (including fluorocarbon and acetylene).		325120-T	13.3	2.9	-2.4	2.6	2.3	6.4
Carbon dioxide.		325120-4	5.8	2.2	-1.3	-2.3	-0.5	0.6
Nitrogen.		325120-7	-25.9	1.4	-1.5	0.2	0.0	-27.2
Secondary products and miscellaneous receipts.		325120-SM						
Synthetic dye and pigment mfg.	32513		-4.5	-3.9	4.6	-1.3	-4.2	0.3
Synthetic dye and pigment manufacturing.	325130		-4.5	-3.9	4.6	-1.3	-4.2	0.3
Primary products.		325130-P	-4.5	-4.0	4.7	-1.3	-4.3	0.3
All other inorganic pigments, including TiO ₂ , chrome colors, and other white opaque pigments.		325130-N	-6.7	-4.5	6.0	-1.7	-4.4	-1.5
Synthetic organic dyes, pigments, lakes, and toners.		325130-R	2.7	-2.3	0.3	0.3	-4.0	6.5
Synthetic organic dyes.		325130-R8	-4.1	-1.0	-2.9	-3.9	-0.7	2.6
Synthetic organic pigments, lakes, and toners.		325130-R9	8.4	-3.6	3.5	4.2	-6.8	10.0
Secondary products and miscellaneous receipts.		325130-SM						
Secondary products.		325130-S	0.4	0.0	0.0	-1.2	-1.0	1.1
Other basic inorganic chemical manufacturing.	32518		-10.7	-4.1	-0.6	0.2	-2.6	-0.4
Other basic inorganic chemical manufacturing.	325180		-10.7	-4.1	-0.6	0.1	-2.6	-0.4
Primary products.		325180-P	-11.0	-4.7	-0.6	0.3	-2.5	-0.3
Potassium and sodium compounds, excluding bleaches, alkalis, and alum.		325180-A	-3.1	-3.3	-1.4	-1.1	-0.5	-0.7
All other inorganic chemicals.		325180-H	1.8	-1.0	-0.3	2.1	-1.9	0.1
Inorganic acids, excluding nitric, sulfuric and phosphoric.		325180-3	-3.7	-1.1	0.9	-0.3	2.7	-1.0
Sodium hydroxide (caustic soda).		325180-4	-40.7	-12.8	-3.1	-4.8	-10.0	-0.7
Carbon black, all processes.		325180-6	3.3	2.3	0.9	3.3	2.3	0.0
Other alkalis.		325180-7	-13.0	-7.2	0.3	0.3	-5.2	-0.1
Sulfuric acid.		325180-9	-9.2	-0.8	0.0	0.0	0.0	0.0
Secondary products and miscellaneous receipts.		325180-SM						
Miscellaneous receipts.		325180-M	-	0.0	0.0	0.0	-	-
Secondary products.		325180-S	-21.8	2.2	-2.1	-2.0	-5.6	-1.7
Other basic organic chemical mfg.	32519		-7.8	-0.7	-1.3	-0.3	0.4	-3.5
Ethyl alcohol manufacturing.	325193		-14.6	-2.1	-3.4	-0.4	-0.4	-6.6
Primary products.		325193-P	-15.1	-1.8	-3.8	-0.3	0.2	-7.8
Ethyl alcohol.		325193-0	-15.2	-1.0	-4.6	-0.2	0.4	-9.5
Distillers' dried grains (dark and light) and dried solubles.		325193-2	-	-9.1	3.5	-1.8	-0.8	8.8
Secondary products and miscellaneous receipts.		325193-SM						
Secondary products.		325193-S	-20.5	-3.4	-0.7	-0.9	-4.1	0.6
Cyclic crude, intermediate, and gum and wood chemical mfg.	325194		-8.2	-1.1	-1.2	0.3	0.8	-6.8
Primary products.		325194-P	-9.2	-1.4	-1.3	0.3	-0.3	-6.4
Gum and wood chemicals, including wood distillation products.		325194-1	-6.7	0.0	-4.8	0.9	0.0	-2.7
Cyclic crude and intermediate chemicals.		325194-2	-10.0	-1.9	-0.2	0.1	-0.4	-7.6
Secondary products and miscellaneous receipts.		325194-SM						
All other basic organic chemical manufacturing.	325199		-4.5	0.0	-0.2	-0.2	0.7	-1.7
Primary products.		325199-P	-6.9	0.1	-0.4	-0.4	0.8	-2.2
Natural organic chemicals.		325199-E	-0.7	-0.1	-0.4	-3.1	0.0	0.3
Synthetic organic chemicals for use as flavor and perfume materials.		325199-H	-	0.0	0.0	0.0	0.0	-
Synthetic organic rubber-processing chemicals.		325199-K	-	-0.2	-2.5	-	-	-
Synthetic organic plasticizers.		325199-N	-6.9	-2.5	3.9	-3.5	2.6	2.8
Other synthetic organic chemicals.		325199-R	-13.5	-1.0	-2.1	-1.8	0.5	-2.0
Miscellaneous end use chemicals and chemical products, excluding urea.		325199-T	0.2	0.4	-0.1	0.0	0.2	-1.1
Miscellaneous cyclic and acyclic chemicals and chemical products, excluding fatty acid esters.		325199-V	-14.0	0.4	-1.8	-1.7	2.7	-4.5
Fatty acids.		325199-1	-15.2	2.2	4.8	5.6	0.5	-5.7
Industrial organic flavor oil mixtures and blends.		325199-7	3.1	0.0	-1.0	0.4	-0.4	-1.0
Secondary products and miscellaneous receipts.		325199-SM						
Miscellaneous receipts.		325199-M	-	0.0	0.0	0.1	-	-

See footnotes at end of table.

Table 12. Producer price index percentage changes for the net output of selected industries and their products, not seasonally adjusted — Continued
 [November 2023]

Title ¹	Industry code	Product code	Unadjusted 12-month percent change ²	Unadjusted 1-month percent change ²				
				Nov. 2022 to Nov. 2023 ^P	June to July	July to Aug. ^P	Aug. to Sept. ^P	Sept. to Oct. ^P
Resin, synthetic rubber, and artificial/synthetic fiber/filaments mfg.	3252		-7.3	-3.4	-1.3	0.1	-1.3	0.2
Resin and synthetic rubber mfg.	32521		-7.7	-3.8	-1.2	-0.1	-1.8	0.3
Plastics material and resin manufacturing.	325211		-7.4	-3.6	-1.3	-0.2	-2.2	0.4
Primary products.		325211-P	-7.8	-3.7	-1.3	-0.2	-2.3	0.4
Thermoplastic resins and plastics materials.		325211-1	-6.7	-3.4	-1.7	-0.4	-2.1	0.6
Thermosetting resins and plastics materials.		325211-4	-14.7	-5.5	1.2	0.5	-3.1	-1.0
Secondary products and miscellaneous receipts.		325211-SM						
Synthetic rubber manufacturing.	325212		-11.7	-6.5	0.1	1.2	2.8	-0.5
Primary products.		325212-P	-11.9	-6.6	0.1	1.3	2.9	-0.4
Synthetic rubber (vulcanizable elastomers).		325212-0	-11.9	-6.6	0.1	1.3	2.9	-0.4
Secondary products and miscellaneous receipts.		325212-SM						
Artificial fibers and filaments manufacturing.	32522		-1.9	1.5	-3.1	3.1	4.4	-1.5
Artificial fibers and filaments manufacturing.	325220		-1.9	1.5	-3.1	3.1	4.4	-1.5
Primary products.		325220-P	-1.6	1.6	-3.3	3.3	4.6	-1.5
Polyester manufactured fibers.		325220-7	-10.5	0.8	0.2	0.2	0.9	0.0
Other noncellulosic organic fibers, incl. polyamide, polyolefin, and producer-textured.		325220-9	2.4	1.9	-4.8	4.7	6.9	-2.4
Secondary products and miscellaneous receipts.		325220-SM						
Pesticide, fertilizer, and other agricultural chemical mfg.	3253		-22.7	-4.9	0.1	-2.1	2.4	1.2
Fertilizer mfg.	32531		-26.4	-8.0	1.2	-0.3	4.1	2.2
Nitrogenous fertilizer manufacturing.	325311		-38.9	-1.2	-1.3	-0.4	7.7	5.0
Primary products.		325311-P	-39.1	-1.2	-1.3	-0.4	7.8	5.1
Synthetic ammonia, nitric acid, ammonium compounds, and urea.		325311-A	-41.6	-1.4	-1.4	-0.5	8.8	5.7
Fertilizer materials of organic origin.		325311-7	-0.4	0.0	0.0	0.0	0.0	0.0
Secondary products and miscellaneous receipts.		325311-SM						
Secondary products.		325311-S	-10.1	-0.3	-9.1	6.2	0.0	0.0
Phosphatic fertilizer manufacturing.	325312		-18.0	-16.2	6.0	1.0	4.0	1.0
Primary products.		325312-P	-18.5	-16.6	6.0	1.1	4.1	1.1
Phosphoric acid, superphosphates, and other phosphatic fertilizer materials.		325312-A	-23.0	-22.2	7.8	1.1	5.7	1.5
Mixed fertilizers, made in plants which manufacture fertilizer materials.		325312-7	-5.5	-2.9	2.6	0.9	0.9	0.0
Secondary products and miscellaneous receipts.		325312-SM						
Fertilizer, mixing only, manufacturing (including compost).	325314		-12.8	-2.2	-2.7	-2.3	-1.1	0.0
Primary products.		325314-P	-12.4	-2.3	-2.7	-2.3	-1.1	0.0
Mixed fertilizers, mixing only.		325314-0	-12.4	-2.3	-2.7	-2.3	-1.1	0.0
Mixed fertilizers, dry, mixing only.		325314-01	-8.3	-1.6	-2.4	-0.2	-1.4	0.0
Mixed fertilizers, liquid, mixing only.		325314-02	-29.2	-5.1	-3.6	-12.4	0.4	0.0
Secondary products and miscellaneous receipts.		325314-SM						
Miscellaneous receipts.		325314-M	-27.3	-1.1	-5.4	-0.7	0.8	0.7
Pesticide and other agricultural chemical mfg.	32532		-17.5	-1.3	-1.1	-4.3	0.3	-0.1
Pesticide and other agricultural chemical manufacturing.	325320		-17.5	-1.3	-1.1	-4.3	0.3	-0.1
Primary products.		325320-P	-17.6	-1.3	-1.1	-4.3	0.3	-0.1
Agricultural and commercial pesticides and chemicals.		325320-1	-19.3	-1.4	-1.2	-4.6	0.4	-0.1
Lawn and garden pesticides and chemicals.		325320-4	0.9	0.0	0.0	-3.0	0.0	0.0
Household and institutional pesticides and chemicals.		325320-7	7.3	0.0	0.3	0.0	0.0	0.0
Secondary products and miscellaneous receipts.		325320-SM						
Pharmaceutical and medicine mfg.	3254		2.6	0.4	-0.2	-0.1	0.1	0.0
Pharmaceutical and medicine mfg.	32541		2.6	0.4	-0.2	-0.1	0.1	0.0
Medicinal and botanical manufacturing.	325411		1.0	0.0	-0.2	0.0	0.9	0.1
Primary products.		325411-P	1.1	0.0	-0.2	0.0	1.0	0.1
Synthetic organic medicinal chemicals, medicinal & botanical drugs, & other products.		325411-0	1.1	0.0	-0.2	0.0	1.0	0.1
Secondary products and miscellaneous receipts.		325411-SM1						
Pharmaceutical preparation manufacturing.	325412		2.8	0.4	-0.1	0.0	0.1	0.0
Primary products.		325412-P	2.7	0.4	-0.1	0.0	0.1	0.0
Pharmaceuticals acting on the respiratory system, for human use.		325412-A	-3.5	0.1	-3.3	0.0	0.0	0.0
Antihistamines and bronchodilators, including antiasthmatics.		325412-A111	2.7	0.0	0.0	0.0	0.0	0.0
Other respiratory preparations.		325412-A112	-10.0	0.3	-8.2	0.0	0.0	0.0
Other respiratory preparations, over-the-counter.		325412-A112OC	1.9	0.0	0.0	0.0	0.0	0.0
Other respiratory preparations, prescription.		325412-A112RX	-19.4	0.7	-16.7	0.0	0.0	0.0
Pharmaceuticals acting on the digestive or the genito-urinary systems, for human use.		325412-D	-0.4	0.0	0.0	0.0	0.4	0.0

See footnotes at end of table.

Table 12. Producer price index percentage changes for the net output of selected industries and their products, not seasonally adjusted — Continued
 [November 2023]

Title ¹	Industry code	Product code	Unadjusted 12-month percent change ²	Unadjusted 1-month percent change ²				
				Nov. 2022 to Nov. 2023 ^P	June to July	July to Aug. ^P	Aug. to Sept. ^P	Sept. to Oct. ^P
Pharmaceutical preparation manufacturing - Continued								
Other digestive or genito-urinary preparations.....		325412-D112	-0.4	0.0	0.0	0.0	0.4	0.0
Other digestive or genito-urinary preparations, prescription.....		325412-D112RX	-0.3	0.0	0.0	0.0	0.5	0.0
Pharmaceuticals acting on the skin, for human use.....		325412-G	0.8	0.0	0.0	0.0	0.0	0.0
Other pharmaceutical preparations acting on the skin.....		325412-G311	0.9	0.0	0.0	0.0	0.0	0.0
Anti-acne preparations.....		325412-G611	0.1	0.0	0.0	0.0	0.0	0.0
Vitamin, nutrient, and hematinic preparations, for human use.....		325412-L	4.8	1.4	1.4	-0.1	0.9	0.2
Multivitamins.....		325412-L111	8.9	8.6	0.0	0.0	0.0	0.0
Other vitamins and nutrients.....		325412-L112	2.2	0.0	0.0	-0.1	1.3	0.3
Pharmaceuticals affecting parasitic and infective diseases, for human use.....		325412-Q	1.8	0.2	0.0	0.0	0.0	0.0
Broad and medium spectrum antibiotics.....		325412-Q111	0.0	0.0	0.0	0.0	0.0	0.0
Systemic antivirals.....		325412-Q112	3.2	0.0	0.0	0.0	0.0	0.0
Other parasitic and infective diseases.....		325412-Q113	3.3	0.5	0.0	0.0	0.0	0.0
Pharmaceuticals for veterinary use, incl medicinal premixes/pet care products.....		325412-W	-	0.0	0.0	0.0	0.0	0.0
Pharmaceuticals affecting neoplasms, the endocrine system, & metabolic diseases, for human use.....		325412-1	1.3	0.3	0.0	0.0	0.0	0.0
Cancer therapy products.....		325412-1111	2.5	1.3	0.0	0.0	0.0	0.0
Insulin/antidiabetes products.....		325412-1112	2.8	0.3	0.0	0.0	0.0	0.0
Other neoplasms, endocrine system, and metabolic diseases.....		325412-1113	1.1	0.2	0.0	0.0	0.0	0.0
Hormones and oral contraceptives.....		325412-1114	0.7	0.0	0.0	0.0	0.0	0.0
Pharmaceuticals acting on the central nervous system and the sense organs, for human use.....		325412-4	4.7	0.1	0.0	0.0	0.0	0.0
Analgesics.....		325412-4111	4.6	0.4	0.0	0.0	0.0	0.0
Psychotherapeutics.....		325412-4112	9.3	0.0	0.0	0.0	0.0	0.0
Antidepressants.....		325412-41121	10.0	0.0	0.0	0.0	0.0	0.0
Other psychotherapeutics, including tranquilizers.....		325412-41123	4.3	0.0	0.1	0.0	0.0	0.0
Other central nervous system and sense organs.....		325412-4113	4.8	0.0	0.0	0.0	0.0	0.0
Anticonvulsants.....		325412-4114	-9.6	0.0	0.0	0.0	0.0	0.0
Analgesics, over-the-counter.....		325412-4111OC	5.5	4.4	0.0	0.0	0.0	0.0
Analgesics, prescription.....		325412-4111RX	4.6	0.0	0.0	0.0	0.0	0.0
Pharmaceuticals acting on the cardiovascular system, for human use.....		325412-7	5.1	0.0	0.0	0.0	0.0	0.0
Other cardiovascular preparations.....		325412-7113	3.9	0.1	0.0	0.0	0.0	0.0
Secondary products and miscellaneous receipts.....		325412-SM						
Miscellaneous receipts.....		325412-M	0.2	0.0	0.0	0.0	0.0	0.0
Secondary products.....		325412-S	4.6	0.0	0.0	0.0	0.0	0.0
In-vitro diagnostic substance manufacturing.....	325413		0.1	-0.3	-0.5	-1.0	-0.2	0.2
Primary products.....		325413-P	0.0	-0.3	-0.5	-1.1	-0.2	0.2
In-vitro diagnostic substances.....		325413-0	0.0	-0.3	-0.5	-1.1	-0.2	0.2
Secondary products and miscellaneous receipts.....		325413-SM						
Secondary products.....		325413-S	-	0.7	0.0	0.1	0.0	0.0
Other biological product manufacturing.....	325414		4.3	1.0	-0.4	0.3	0.6	0.0
Primary products.....		325414-P	6.7	1.2	-0.4	0.4	0.6	0.0
Biological products, excluding diagnostic, for veterinary, industrial, and all other misc. uses.....		325414-A	15.6	1.1	-1.3	1.1	1.7	0.0
Biological products, excluding diagnostic, for human use.....		325414-T	2.7	1.3	0.0	0.0	0.0	0.0
Secondary products and miscellaneous receipts.....		325414-SM1						
Paint, coating & adhesive mfg.....	3255		0.3	-0.3	-0.1	-0.2	-0.1	0.1
Paint and coating mfg.....	32551		-0.7	-0.4	0.0	-0.4	-0.2	0.1
Paint and coating manufacturing.....	325510		-0.7	-0.4	0.0	-0.4	-0.2	0.1
Primary products.....		325510-P	-0.6	-0.4	0.0	-0.4	-0.3	0.1
Miscellaneous allied paint products including paint and varnish removers, thinners, etc.....		325510-B	-2.5	-0.1	-0.1	-2.4	-1.9	2.1
Architectural coatings.....		325510-1	0.2	0.0	0.0	0.0	-0.4	0.0
Exterior architectural coatings.....		325510-11	1.6	0.0	0.0	0.0	0.0	0.0
Interior architectural coatings.....		325510-12	-0.6	0.0	0.0	0.0	-0.6	0.0
Product finishes for original equipment manufacturers (OEM), excluding marine coatings.....		325510-4	-1.3	-1.9	0.2	0.3	-0.5	0.0
Transportation finishes, except powdered and high-solids coatings.....		325510-41	-2.8	-1.4	0.6	0.2	-2.3	1.0
All other product finishes for original equipment manufacturers (OEM), excluding marine coating.....		325510-42	-1.0	-2.0	0.1	0.4	0.0	-0.3
Special purpose coatings incl. marine, industrial, construction and maintenance coatings, etc.....		325510-7	-1.1	-0.2	-0.1	-1.3	0.9	-0.2
Automotive, other transportation and machinery refinish paints and enamels, including primers.....		325510-71	-6.9	0.0	3.8	-0.8	-1.0	1.4
Special purpose coatings, including all marine coatings and traffic marking paints.....		325510-72	-0.8	-0.2	-0.3	-1.3	1.0	-0.3

See footnotes at end of table.

Table 12. Producer price index percentage changes for the net output of selected industries and their products, not seasonally adjusted — Continued
 [November 2023]

Title ¹	Industry code	Product code	Unadjusted 12-month percent change ²	Unadjusted 1-month percent change ²				
			Nov. 2022 to Nov. 2023 ^P	June to July	July to Aug. ^P	Aug. to Sept. ^P	Sept. to Oct. ^P	Oct. to Nov. ^P
Paint and coating manufacturing - Continued								
Secondary products and miscellaneous receipts.....		325510-SM						
Secondary products.....		325510-S	0.6	0.0	0.0	0.0	0.0	0.0
Adhesive mfg.....	32552		2.1	-0.1	-0.3	0.1	0.1	0.0
Adhesive manufacturing.....	325520		2.1	-0.1	-0.3	0.1	0.1	0.0
Primary products.....		325520-P	2.0	-0.1	-0.3	0.1	0.1	0.0
Nonstructural caulking compounds and sealants.....		325520-A	2.6	0.0	0.0	0.0	0.0	0.0
Structural sealants (load bearing).....		325520-B	-3.0	0.0	0.0	0.0	0.0	0.0
Synthetic resin & rubber adhesives, incl all types of bonding & laminating adhesives.....		325520-4	1.9	-0.2	-0.5	0.2	-0.1	0.0
Epoxy adhesives.....		325520-41	3.0	0.0	0.0	0.1	0.0	0.3
Other synthetic resin and rubber adhesives.....		325520-46	-1.0	-0.4	-0.9	0.6	-0.3	0.0
Secondary products and miscellaneous receipts.....		325520-SM						
Secondary products.....		325520-S	6.9	0.6	-0.2	0.0	0.1	0.0
Soap, cleaners, and toilet preparation mfg.....	3256		3.9	0.0	0.0	-0.2	0.3	-0.1
Soap & cleaning compound mfg.....	32561		3.1	-0.1	0.0	-0.2	0.2	-0.1
Soap and other detergent manufacturing.....	325611		4.8	0.1	0.0	-0.1	0.0	-0.2
Primary products.....		325611-P	5.2	0.1	0.0	-0.1	0.0	-0.1
Soaps and detergents, commercial, industrial, and institutional.....		325611-1	10.4	0.3	0.0	-0.2	0.0	0.1
Commercial, industrial, and institutional hard surface cleaners.....		325611-11	7.7	0.0	0.0	0.0	0.0	0.0
Commercial, industrial, and institutional laundry detergents.....		325611-12	5.7	0.0	0.0	0.0	0.0	0.0
Commercial, industrial, and institutional dishwashing detergents.....		325611-13	20.9	0.0	0.0	0.0	0.0	0.0
Commercial, industrial, and institutional metal cleaners.....		325611-14	4.7	0.0	0.0	0.0	0.0	0.0
Dairy, farm, and food plant cleaners, sanitizers, etc.....		325611-16	-	0.0	0.0	0.0	-	-
Commercial, industrial, and institutional soaps, excluding specialty cleaners.....		325611-17	1.6	0.0	0.0	-0.9	0.0	0.0
Household detergents.....		325611-4	1.2	0.2	0.3	0.1	0.1	0.1
Household alkaline detergents and cleaners.....		325611-45	1.4	0.3	0.3	0.1	0.1	0.1
Household dry and liquid laundry detergents.....		325611-46	0.0	0.0	0.0	0.0	0.0	0.0
Soaps, excluding specialty cleaners, household.....		325611-7	0.0	-0.5	0.0	-0.1	0.0	-0.8
Secondary products and miscellaneous receipts.....		325611-SM						
Miscellaneous receipts.....		325611-M	0.0	0.0	0.0	0.0	0.0	0.0
Secondary products.....		325611-S	7.2	0.1	0.0	0.0	0.1	-0.3
Polish and other sanitation good mfg.....	325612		1.8	-0.2	0.0	0.0	0.1	-0.1
Primary products.....		325612-P	2.0	-0.3	0.0	0.0	0.1	-0.1
Polishing preparations and related products.....		325612-7	-0.2	-0.7	0.1	0.0	0.7	-1.1
Specialty cleaning and sanitation products.....		325612-8	1.1	-0.3	0.0	0.0	0.0	0.0
Disinfectants, nonagricultural, industrial and institutional.....		325612-81	2.0	0.0	0.0	0.0	0.0	0.0
Air and room fresheners.....		325612-83	0.2	0.0	0.0	0.0	0.0	0.0
Laundry fabric softeners and rinses, liquid and dry.....		325612-88	3.4	0.9	0.0	0.0	0.0	0.0
Other specialty cleaning and sanitation products.....		325612-89	0.8	-0.7	0.0	0.0	0.0	0.0
Secondary products and miscellaneous receipts.....		325612-SM						
Miscellaneous receipts.....		325612-M	3.5	0.0	0.0	0.0	0.0	0.0
Surface active agent manufacturing.....	325613		-0.2	-0.3	0.0	-0.6	0.9	0.0
Primary products.....		325613-P	0.6	0.0	0.0	-0.7	1.0	0.0
Surfactants, finishing agents, and assistants.....		325613-0	0.6	0.0	0.0	-0.7	1.0	0.0
Surfactants (bulk surface active agents).....		325613-02	4.6	0.0	0.0	-0.9	1.3	0.0
Secondary products and miscellaneous receipts.....		325613-SM						
Toilet preparation mfg.....	32562		4.5	0.0	0.0	-0.1	0.3	0.0
Toilet preparation manufacturing.....	325620		4.5	0.0	0.0	-0.1	0.3	0.0
Primary products.....		325620-P	4.6	0.0	0.0	-0.1	0.3	0.0
Denture cleaners, mouthwashes, gargles, and rinses.....		325620-A	-	0.0	-0.1	0.0	3.1	-
Creams, lotions, and oils, excluding shaving, hair, and deodorant.....		325620-D	5.6	0.0	0.0	0.0	0.0	0.0
Other cosmetics and toilet preparations.....		325620-G	4.5	0.0	0.0	-0.3	0.1	0.0
Shaving preparations.....		325620-1	0.2	0.2	0.0	0.0	0.0	0.0
Perfumes, toilet waters, and colognes.....		325620-4	3.0	0.0	0.0	0.0	0.0	0.0
Hair preparations (including shampoos).....		325620-7	1.5	0.1	0.0	0.0	0.0	0.0
Hair preparations incl professional, consumer, and cream/gel shampoos.....		325620-71	1.5	0.1	0.0	0.0	0.0	0.0
Hair tonics and hair dressings incl professional and consumer use.....		325620-72	1.3	0.0	0.0	0.0	0.0	0.0
Secondary products and miscellaneous receipts.....		325620-SM						
Secondary products.....		325620-S	0.3	0.1	0.0	0.0	1.2	0.1
Other chemical product & preparation mfg.....	3259		-0.8	-0.3	0.8	-0.4	-0.1	-1.2
Printing ink mfg.....	32591		1.5	0.4	-0.9	-0.1	0.0	-0.2

See footnotes at end of table.

Table 12. Producer price index percentage changes for the net output of selected industries and their products, not seasonally adjusted — Continued
 [November 2023]

Title ¹	Industry code	Product code	Unadjusted 12-month percent change ²	Unadjusted 1-month percent change ²				
			Nov. 2022 to Nov. 2023 ^P	June to July	July to Aug. ^P	Aug. to Sept. ^P	Sept. to Oct. ^P	Oct. to Nov. ^P
Printing ink manufacturing.....	325910		1.5	0.4	-0.9	-0.1	0.0	-0.2
Primary products.....		325910-P	1.6	0.4	-0.9	-0.1	0.0	-0.2
Flexographic printing inks.....		325910-A	-3.7	0.0	-3.6	0.0	-0.2	0.0
Nonimpact/digital inks.....		325910-E	3.4	1.3	-0.6	0.0	0.5	-0.7
All other printing inks.....		325910-H	5.5	0.4	0.9	1.6	-0.3	-0.5
Lithographic and offset inks.....		325910-6	4.3	0.0	0.5	-0.3	-0.2	0.0
News and nonheat web offset printing inks.....		325910-61	2.1	0.0	0.2	-2.9	0.0	0.0
Publication and commercial web inks.....		325910-62	7.5	0.0	0.5	0.0	0.0	0.0
Sheet-fed general inks.....		325910-63	-0.3	0.1	-0.3	0.0	-0.5	0.0
Sheet-fed packaging inks.....		325910-64	0.6	0.0	1.3	-0.3	-0.4	0.0
Gravure printing inks.....		325910-7	0.0	0.0	0.0	0.0	0.0	0.0
Secondary products and miscellaneous receipts.....		325910-SM						
Miscellaneous receipts.....		325910-M	0.0	0.0	0.0	0.0	0.0	0.0
Explosives mfg.....	32592		0.9	0.4	-0.5	0.0	0.0	0.3
Explosives manufacturing.....	325920		0.9	0.4	-0.5	0.0	0.0	0.3
Primary products.....		325920-P	1.4	0.2	-0.6	0.2	0.0	0.3
Explosives and blasting accessories.....		325920-0	1.4	0.2	-0.6	0.2	0.0	0.3
Secondary products and miscellaneous receipts.....		325920-SM						
All other chemical product & preparation mfg.....	32599		-1.2	-0.5	1.1	-0.4	-0.1	-1.4
Custom compounding of purchased resins.....	325991		-3.7	-1.3	1.4	-0.3	-0.6	-0.1
Primary products.....		325991-P	-3.6	-1.4	1.5	-0.3	-0.6	-0.1
Custom compounding of purchased resins and color concentrates.....		325991-0	-3.6	-1.4	1.5	-0.3	-0.6	-0.1
Secondary products and miscellaneous receipts.....		325991-SM						
Photographic Film, Paper, Plate, Chemical, and Copy Toner Manufacturing.....	325992		-0.7	0.1	1.3	2.6	0.9	-7.7
Primary products.....		325992-P	-1.6	0.1	1.1	3.0	0.9	-8.4
Photographic sensitized film, plates, paper, & cloth.....		325992-T	-2.3	0.2	1.7	4.9	1.3	-11.6
Photographic sensitized film, plates, paper, & cloth, silver-halide-type (excl X-ray).....		325992-T1	-3.1	1.0	1.9	5.8	1.5	-13.5
Photographic sensitized film, plates, paper & cloth, other than silver-halide-type (incl X-ray).....		325992-T3	-2.7	-3.9	0.2	-0.4	0.0	0.0
Prepared photographic chemicals.....		325992-5	0.3	0.0	-0.1	-1.7	-0.1	0.0
Secondary products and miscellaneous receipts.....		325992-SM						
Other miscellaneous chemical product manufacturing.....	325998		0.0	-0.2	0.8	-1.4	0.0	-0.2
Primary products.....		325998-P	0.1	-0.1	0.9	-1.5	-0.1	-0.2
Water treating compounds.....		325998-A	-5.9	0.6	2.9	-4.2	0.0	-2.2
All other chemical preparations, including essential oils, matches, and gelatin.....		325998-J	2.2	0.3	0.5	-0.3	-0.1	0.3
Secondary products and miscellaneous receipts.....		325998-SM						
Miscellaneous receipts.....		325998-M	1.7	0.0	0.0	0.0	0.0	0.0
Secondary products.....		325998-S	-5.9	-4.9	-0.4	0.1	0.2	0.0
Plastics and rubber products mfg.....	326		-1.5	-0.2	-0.2	-0.1	-0.1	0.0
Plastics product mfg.....	3261		-2.3	-0.3	-0.2	-0.1	-0.1	0.0
Unsupported plastics film, sheet, and bag mfg.....	32611		-4.6	-0.3	-0.3	-0.7	0.1	-0.1
Plastics bag and pouch manufacturing.....	326111		-0.2	0.0	-0.2	0.0	0.1	-0.2
Primary products.....		326111-P	-0.1	0.0	-0.2	0.0	0.1	-0.1
Single-web film specialty bags, pouches, and liners.....		326111-1	-0.1	0.0	-0.2	0.0	0.1	-0.1
Polyethylene grocery and variety bags and pouches.....		326111-11	-2.4	-0.1	0.1	0.1	0.2	0.0
Polyethylene refuse bags.....		326111-12	-2.4	-0.3	-0.3	-0.3	-0.6	0.4
Other polyethylene bags, pouches, and liners.....		326111-15	2.7	0.3	-0.3	0.0	0.6	-0.7
Coextruded single-web film specialty bags, pouches, & liners.....		326111-16	-0.5	0.0	-0.1	0.0	0.0	0.0
Multiweb film/film combination specialty bags, pouches, and liners.....		326111-3	-1.4	-0.3	-1.6	1.3	0.5	0.0
Secondary products and miscellaneous receipts.....		326111-SM						
Secondary products.....		326111-S	0.9	-1.1	-0.1	1.0	1.2	-1.0
Plastics packaging film and sheet mfg.....	326112		0.4	-0.5	-0.3	0.8	0.3	-0.3
Primary products.....		326112-P	0.5	-0.5	-0.4	0.7	0.4	-0.2
Single-web film, rolls, and sheets, including coextruded, for flexible packaging uses.....		326112-1	3.8	-0.4	-0.1	0.9	0.9	-0.1
Single-web film, rolls, and sheets for flexible packaging uses.....		326112-11	4.5	-0.3	0.1	0.7	0.5	0.2
Coextruded single-web film, for flexible packaging uses.....		326112-12	0.8	-1.1	-0.7	1.8	2.6	-1.0
Film/film multiweb laminated rolls and sheets, excluding foil, for flexible packaging uses.....		326112-3	-10.6	-0.9	-2.0	0.0	-2.2	-0.8
Secondary products and miscellaneous receipts.....		326112-SM						
Secondary products.....		326112-S	-0.8	-0.2	0.7	1.2	0.1	-2.0

See footnotes at end of table.

Table 12. Producer price index percentage changes for the net output of selected industries and their products, not seasonally adjusted — Continued
 [November 2023]

Title ¹	Industry code	Product code	Unadjusted 12-month percent change ²	Unadjusted 1-month percent change ²				
			Nov. 2022 to Nov. 2023 ^P	June to July	July to Aug. ^P	Aug. to Sept. ^P	Sept. to Oct. ^P	Oct. to Nov. ^P
Nonpackaging plastics film and sheet mfg.....	326113		-11.2	-0.3	-0.3	-2.5	-0.1	0.2
Primary products.....		326113-P	-11.1	-0.3	-0.3	-2.6	-0.1	0.2
Unlaminated plastics film and sheet, excluding packaging.....		326113-0	-11.1	-0.3	-0.3	-2.6	-0.1	0.2
Unlaminated polyethylene film and sheet.....		326113-01	-9.4	-0.2	-0.4	-2.7	0.2	0.0
Unlaminated vinyl and vinyl copolymer film and sheet.....		326113-03	-4.6	0.0	0.0	-0.7	0.0	0.0
Miscellaneous unlaminated plastics film and sheet.....		326113-04	-13.7	-0.4	-0.3	-2.9	-0.7	0.0
Secondary products and miscellaneous receipts.....		326113-SM						
Secondary products.....		326113-S	-8.0	0.5	-1.1	0.2	-0.5	0.4
Plastics pipe/fitting/unsupported shapes mfg.....	32612		-7.1	-1.9	-1.0	-0.1	-0.3	-0.8
Unlaminated plastics profile shape mfg.....	326121		0.6	-3.6	-1.4	0.6	1.3	0.5
Primary products.....		326121-P	0.8	-4.1	-1.6	0.6	1.5	0.6
Unlaminated plastics profile shapes.....		326121-0	0.8	-4.1	-1.6	0.6	1.5	0.6
Secondary products and miscellaneous receipts.....		326121-SM						
Plastics pipe and pipe fitting manufacturing.....	326122		-10.5	-1.0	-0.7	-0.4	-1.1	-1.5
Primary products.....		326122-P	-10.6	-1.0	-0.7	-0.4	-1.2	-1.5
Plastics pipe.....		326122-1	-11.9	-1.1	-1.1	-0.4	-1.3	-1.7
Plastics drain, waste, and vent pipe.....		326122-11	-22.4	-0.3	-0.5	0.1	-8.4	-3.1
Plastics water pipe.....		326122-13	-7.9	-0.9	-2.0	-0.4	2.1	-2.2
Plastics sewer, stormdrain, and water main pipe.....		326122-18	-11.4	-0.7	-1.4	-1.3	0.8	-0.6
Other plastics pipe.....		326122-1B	-8.5	-8.9	0.0	0.0	0.0	0.0
Plastics pipe fittings and unions.....		326122-3	-3.4	-1.0	1.1	-0.4	-0.4	-0.5
Secondary products and miscellaneous receipts.....		326122-SM						
Miscellaneous receipts.....		326122-M	-8.5	-1.5	1.9	4.5	-0.6	-4.6
Secondary products.....		326122-S1	3.5	-0.1	-0.2	-0.6	1.7	0.0
Laminated plastics plate, sheet, and shape mfg.....	32613		4.4	0.0	0.1	0.0	0.0	0.0
Laminated plastics plate, sheet (except packaging), and shape manufacturing.....	326130		4.4	0.0	0.1	0.0	0.0	0.0
Primary products.....		326130-P	4.4	0.0	0.1	0.0	0.0	0.0
Laminated plastics plates, sheet (except packaging), and shapes.....		326130-0	4.4	0.0	0.1	0.0	0.0	0.0
Secondary products and miscellaneous receipts.....		326130-SM						
Secondary products.....		326130-S	-	0.0	0.0	0.0	-	-
Polystyrene foam product mfg.....	32614		-4.8	0.0	-0.2	-0.4	0.3	0.1
Polystyrene foam product manufacturing.....	326140		-4.8	0.0	-0.2	-0.4	0.3	0.1
Primary products.....		326140-P	-6.1	0.0	-0.3	-0.5	0.4	0.1
Packaging, polystyrene foam products.....		326140-2	-7.3	-0.2	-0.5	-0.4	0.2	0.1
Polystyrene foam food containers.....		326140-21	-7.8	-0.3	-0.4	0.0	0.3	0.7
Polystyrene foam protective shipping pads, shaped cushioning, etc.....		326140-22	-7.0	0.0	-0.6	-1.1	0.0	-1.2
Building and construction polystyrene foam products.....		326140-3	-8.5	-0.9	-0.4	0.0	0.0	-0.1
Consumer and institutional polystyrene foam products.....		326140-5	-4.5	0.6	0.0	-1.0	0.9	0.3
All other polystyrene foam products incl. transportation application uses.....		326140-9	-2.1	0.0	0.0	0.0	0.0	0.0
Secondary products and miscellaneous receipts.....		326140-SM						
Foam product (ex polystyrene) mfg.....	32615		-4.7	-0.7	-0.5	-0.1	0.0	-0.3
Urethane and other foam product mfg.....	326150		-4.7	-0.7	-0.5	-0.1	0.0	-0.3
Primary products.....		326150-P	-4.7	-0.7	-0.5	-0.2	0.0	-0.3
Packaging polyurethane foam products.....		326150-2	1.3	0.0	0.0	0.0	0.0	0.0
Furniture and furnishings polyurethane foam products.....		326150-4	-14.3	-1.6	-1.1	-0.4	0.0	-0.8
Polyurethane foam formed and slab stock for pillows, seating, and cushioning.....		326150-41	-7.9	-0.8	-0.5	-1.5	0.0	-0.8
Consumer and institutional polyurethane foam products.....		326150-5	15.7	-	-	-	-	-
All other miscellaneous polyurethane foam products.....		326150-6	-0.8	0.0	0.0	0.0	0.0	-0.3
Products made of foam other than polystyrene or polyurethane.....		326150-9	2.0	0.0	0.0	0.0	0.0	0.0
Secondary products and miscellaneous receipts.....		326150-SM						
Secondary products.....		326150-S	0.8	-0.3	0.1	0.1	-0.2	0.4
Plastics bottle mfg.....	32616		-3.9	-0.2	-0.4	-0.1	0.0	0.4
Plastics bottle manufacturing.....	326160		-3.9	-0.2	-0.4	-0.1	0.0	0.4
Primary products.....		326160-P	-4.0	-0.2	-0.4	-0.1	0.0	0.3
Plastics bottles.....		326160-0	-4.0	-0.2	-0.4	-0.1	0.0	0.3
Secondary products and miscellaneous receipts.....		326160-SM						
Other plastics product mfg.....	32619		0.2	0.0	0.0	0.1	-0.2	0.2
Plastics plumbing fixture manufacturing.....	326191		2.2	0.3	0.6	0.0	0.0	-0.8
Primary products.....		326191-P	2.3	0.3	0.7	0.0	0.0	-0.8
Plastics plumbing fixtures.....		326191-0	2.3	0.3	0.7	0.0	0.0	-0.8
Secondary products and miscellaneous receipts.....		326191-SM						

See footnotes at end of table.

Table 12. Producer price index percentage changes for the net output of selected industries and their products, not seasonally adjusted — Continued
 [November 2023]

Title ¹	Industry code	Product code	Unadjusted 12-month percent change ²	Unadjusted 1-month percent change ²				
			Nov. 2022 to Nov. 2023 ^P	June to July	July to Aug. ^P	Aug. to Sept. ^P	Sept. to Oct. ^P	Oct. to Nov. ^P
Plastics plumbing fixture manufacturing - Continued								
Miscellaneous receipts.....		326191-M	-	1.3	0.0	0.0	0.0	-
All other plastics product manufacturing.....	326199		0.1	-0.1	0.0	0.1	-0.2	0.3
Primary products.....		326199-P	-0.4	-0.1	0.0	0.1	-0.2	0.3
All other reinforced and fiberglass plastics products.....		326199-A	9.2	0.6	0.0	0.1	0.0	0.0
Consumer/institutional/commercial fabricated plastics products (excl. foam and wire coated).....		326199-C	0.7	0.0	0.1	-0.2	0.0	0.0
Transportation fabricated plastics products (excluding foam and reinforced plastics).....		326199-1	-3.4	0.0	0.0	-0.3	-0.3	-0.9
Electrical and electronic fabricated plastics (excluding foam and reinforced plastics).....		326199-2	-2.5	1.4	-1.4	0.9	-0.7	0.7
Industrial machinery plastics products, excluding foam (incl. gears, bearings, etc.).....		326199-3	2.4	0.0	0.0	0.0	0.0	0.7
Plastics packaging (excluding film, sheet, foam, and bottles).....		326199-4	-4.4	-1.7	-0.1	0.2	-0.6	0.5
Building & construction fabricated plastics products (excl foam, plumbing fixtures, hardware).....		326199-8	2.1	0.8	0.2	0.8	0.0	1.6
Secondary products and miscellaneous receipts.....		326199-SM						
Miscellaneous receipts.....		326199-M	6.8	0.9	-0.2	0.0	0.0	0.0
Secondary products.....		326199-S	2.8	0.1	-0.3	0.0	0.5	0.2
Rubber product mfg.....	3262		2.1	0.2	-0.1	0.0	0.0	0.1
Tire mfg.....	32621		2.6	-0.1	0.0	-0.1	0.0	0.0
Tire manufacturing, except retreading.....	326211		2.6	-0.1	0.0	-0.1	0.0	0.0
Primary products.....		326211-P	2.7	-0.1	0.0	-0.1	0.0	0.0
Tread rubber, tire sundries, and repair materials.....		326211-H	-	0.1	0.0	-0.1	0.0	-
Pneumatic tires (including passenger, truck, bus, tractor, industrial, and other tires).....		326211-0	2.7	-0.1	0.0	-0.1	0.0	0.0
Passenger car pneumatic tires (casings).....		326211-01	4.6	-0.2	0.0	0.0	0.0	0.0
Truck and bus (including off-the-highway) pneumatic tires.....		326211-03	-3.5	0.0	0.0	0.0	0.0	-0.1
Secondary products and miscellaneous receipts.....		326211-SM						
Rubber and plastics hose and belting.....	32622		-0.9	0.3	0.0	0.1	-0.3	0.0
Rubber and plastics hose and belting mfg.....	326220		-0.9	0.3	0.0	0.1	-0.3	0.0
Primary products.....		326220-P	-0.8	0.3	0.0	0.1	-0.3	0.0
Rubber and plastics belt and belting mfg.....		326220-D	1.0	0.0	0.0	0.0	-0.3	-0.1
Rubber and plastics transmission belts and belting (excluding flat).....		326220-D2	2.5	0.1	0.1	0.0	0.0	-0.2
Rubber and plastic hose mfg.....		326220-H	-2.9	0.6	0.1	0.1	-0.3	0.0
Rubber and plastics hose for on- and off-highway motor vehicles.....		326220-H3	3.2	2.3	0.9	0.0	0.0	0.0
Industrial rubber and plastics hose without fittings.....		326220-H4	-2.7	0.0	0.0	0.0	0.0	0.0
Rubber and plastics water hose (incl. fire, irrigation, etc.).....		326220-H5	-17.5	-1.8	-1.2	0.8	-2.0	0.0
Secondary products and miscellaneous receipts.....		326220-SM						
Other rubber product mfg.....	32629		2.5	0.6	-0.2	0.1	0.0	0.2
Rubber product mfg. for mechanical use.....	326291		8.3	0.8	0.0	0.0	0.0	0.6
Primary products.....		326291-P	8.7	0.8	0.0	0.0	0.0	0.7
Other extruded rubber mechanical goods (excl. auto)(excl. tubing).....		326291-C	0.7	0.0	0.0	0.0	0.0	0.0
Molded rubber mechanical goods, automotive.....		326291-1	13.3	1.3	0.0	0.0	0.0	0.1
Molded rubber mechanical goods, transportation (excluding automotive)/off-highway machinery.....		326291-2	3.6	0.0	-0.1	0.0	0.0	0.0
Other molded rubber mechanical goods (excluding tubing).....		326291-9	8.6	0.9	0.2	0.0	0.0	2.3
Secondary products and miscellaneous receipts.....		326291-SM						
Secondary products.....		326291-S	2.4	0.3	-0.4	-0.1	0.0	0.0
All other rubber product manufacturing.....	326299		-1.1	0.4	-0.3	0.1	0.0	0.0
Primary products.....		326299-P	-1.3	0.4	-0.3	0.1	-0.3	0.0
All other miscellaneous rubber goods.....		326299-B	3.4	0.0	-0.1	0.0	0.0	0.1
Rubber compounds or mixtures for sale or interplant transfer.....		326299-6	-6.9	-0.4	-0.7	0.4	-0.6	-0.6
All other industrial rubber products.....		326299-7	1.5	1.9	0.2	0.0	-0.4	0.4
Secondary products and miscellaneous receipts.....		326299-SM						
Secondary products.....		326299-S	-	-	-	-	-	-0.1
Nonmetallic mineral product manufacturing.....	327		5.7	0.1	0.2	0.5	0.0	0.1
Clay product and refractory manufacturing.....	3271		4.2	0.1	0.1	0.3	-0.1	0.1
Pottery, ceramics, and plumbing fixture mfg.....	32711		2.0	0.6	0.0	0.0	-0.2	0.1
Pottery, ceramics, and plumbing fixture mfg.....	327110		2.0	0.6	0.0	0.0	-0.2	0.1
Primary products.....		327110-P	2.2	0.7	0.0	0.0	-0.2	0.1
Vitreous china, porcelain, and earthenware (semivitreous) table and kitchenware.....		327110-5	-	-4.1	0.0	0.0	0.0	0.0
All other pottery products (including china decorated for the trade).....		327110-6	2.8	0.0	0.0	0.0	0.0	0.0

See footnotes at end of table.

Table 12. Producer price index percentage changes for the net output of selected industries and their products, not seasonally adjusted — Continued
 [November 2023]

Title ¹	Industry code	Product code	Unadjusted 12-month percent change ²	Unadjusted 1-month percent change ²				
				Nov. 2022 to Nov. 2023 ^P	June to July	July to Aug. ^P	Aug. to Sept. ^P	Sept. to Oct. ^P
Pottery, ceramics, and plumbing fixture mfg. - Continued								
Porcelain, steatite, and other ceramic electrical products.....		327110-7	3.6	1.8	0.0	-0.1	-0.5	0.1
Secondary products and miscellaneous receipts.....		327110-SM						
Clay building material and refractories mfg.....	32712		5.1	-0.1	0.2	0.4	-0.1	0.2
Clay building material and refractories mfg.....	327120		5.1	-0.1	0.2	0.4	-0.1	0.2
Primary products.....		327120-P	4.9	-0.1	0.0	0.4	-0.1	0.2
Brick and structural clay tile.....		327120-1	5.6	0.0	0.0	0.0	0.2	0.0
Building or common brick.....		327120-11	5.5	0.0	0.0	0.0	0.2	0.0
Glazed brick and other brick (paving, floor, and sewer).....		327120-12	9.0	0.0	0.0	0.6	0.0	0.0
Clay floor and wall tile, glazed and unglazed (including quarry tile and ceramic mosaic tile).....		327120-2	7.8	0.0	0.0	0.9	0.0	1.1
Nonclay refractories (excluding dead-burned magnesia).....		327120-6	3.4	-0.5	-0.2	1.4	-1.1	-0.4
Clay refractories.....		327120-7	4.5	0.0	0.0	0.0	0.0	0.0
All other structural clay products, excluding clay refractories.....		327120-9	8.0	0.0	0.0	0.0	0.0	0.2
Secondary products and miscellaneous receipts.....		327120-SM						
Miscellaneous receipts.....		327120-M	4.5	0.0	0.0	0.0	0.0	0.0
Glass and glass product manufacturing.....	3272		4.2	-0.6	-0.6	0.6	-0.1	0.0
Glass and glass product manufacturing.....	32721		4.2	-0.6	-0.6	0.6	-0.1	0.0
Flat glass manufacturing.....	327211		-6.3	-2.5	-0.3	-1.0	0.2	-0.1
Primary products.....		327211-P	-6.3	-2.5	-0.4	-1.0	0.2	-0.1
Flat glass (float, sheet, and plate process), made by flat glass producers.....		327211-1	-	-3.9	-0.5	-1.5	0.3	-
Other glass products, made by flat glass producers.....		327211-4	-0.1	0.0	0.0	0.0	0.0	0.0
Secondary products and miscellaneous receipts.....		327211-SM						
Other pressed and blown glass and glassware.....	327212		9.3	0.0	-0.1	0.0	-0.1	0.1
Primary products.....		327212-P	8.8	0.0	-0.1	0.0	-0.1	0.1
Glass fiber and machine-made pressed and blown glass and glassware, made by glass producers.....		327212-B	8.8	0.0	-0.1	0.0	-0.1	0.1
Handmade pressed and blown glass and glassware, made by glass producers.....		327212-9	11.0	0.0	0.0	0.0	0.0	0.0
Secondary and miscellaneous receipts.....		327212-SM						
Glass container manufacturing.....	327213		6.3	-0.2	0.4	-2.1	0.0	-0.7
Primary products.....		327213-P	6.3	-0.2	0.4	-2.1	0.0	-0.7
Glass containers (including value of packaging).....		327213-0	6.3	-0.2	0.4	-2.1	0.0	-0.7
Secondary products and miscellaneous receipts.....		327213-SM1						
Glass product mfg. made of purchased glass.....	327215		5.9	-0.3	-1.3	2.4	-0.2	0.2
Primary products.....		327215-P	5.9	-0.4	-1.3	2.4	-0.2	0.2
Pressed and blown glassware, made from purchased glass.....		327215-E	-	-0.2	-0.2	0.7	-0.6	0.0
Other glass products, made from purchased glass.....		327215-F	5.3	0.2	-1.1	1.0	0.2	0.1
Mirrors (decorated and undecorated), made from purchased glass.....		327215-9	8.8	-2.2	-2.8	8.0	-1.2	0.7
Secondary products and miscellaneous receipts.....		327215-SM						
Secondary products.....		327215-S	-	0.0	0.0	0.0	0.0	0.0
Cement and concrete product manufacturing.....	3273		8.2	0.5	0.7	0.8	0.2	0.2
Cement manufacturing.....	32731		8.3	0.8	0.2	0.6	-0.5	0.0
Cement manufacturing.....	327310		8.3	0.8	0.2	0.6	-0.5	0.0
Primary products.....		327310-P	8.3	0.8	0.2	0.6	-0.5	0.0
Cement, hydraulic (including cost of shipping containers).....		327310-0	8.3	0.8	0.2	0.6	-0.5	0.0
Secondary products and miscellaneous receipts.....		327310-SM						
Ready-mix concrete manufacturing.....	32732		9.3	0.7	1.1	1.0	0.2	0.2
Ready-mix concrete manufacturing.....	327320		9.3	0.7	1.1	1.0	0.2	0.2
Primary products.....		327320-P	9.4	0.7	1.2	1.1	0.2	0.2
Northeast region ready-mix concrete.....		327320-A	11.6	0.0	2.6	0.3	0.0	-0.6
Midwest region ready-mix concrete.....		327320-B	14.2	2.2	3.3	1.1	-0.9	-0.6
South region ready-mix concrete.....		327320-C	9.8	0.6	0.6	1.8	0.7	0.5
West region ready-mix concrete.....		327320-D	3.9	-0.1	-0.2	0.1	0.4	0.7
Secondary products and miscellaneous receipts.....		327320-SM						
Miscellaneous receipts.....		327320-M	3.8	0.7	0.0	0.0	0.0	0.0
Secondary products.....		327320-S	7.4	0.2	0.0	0.0	0.0	0.0
Concrete pipe, brick, and block manufacturing.....	32733		8.6	-0.2	-0.2	0.7	0.8	0.0
Concrete block and brick manufacturing.....	327331		8.8	0.1	0.5	-0.3	1.2	0.0
Primary products.....		327331-P	8.9	0.1	0.5	-0.3	1.2	0.0
Concrete block and brick.....		327331-0	8.9	0.1	0.5	-0.3	1.2	0.0

See footnotes at end of table.

Table 12. Producer price index percentage changes for the net output of selected industries and their products, not seasonally adjusted — Continued
 [November 2023]

Title ¹	Industry code	Product code	Unadjusted 12-month percent change ²	Unadjusted 1-month percent change ²				
			Nov. 2022 to Nov. 2023 ^P	June to July	July to Aug. ^P	Aug. to Sept. ^P	Sept. to Oct. ^P	Oct. to Nov. ^P
Concrete block and brick manufacturing - Continued								
Structural concrete block, lightweight units (weighing less than 105 lb/cubic ft.) (dry weight).....		327331-01	8.9	0.0	0.6	0.0	0.4	0.0
Structural concrete block, mediumweight units (weighing 105 - 124 lb/cubic ft.) (dry weight).....		327331-02	13.2	0.0	0.0	0.3	2.1	0.0
Structural concrete block, normalweight units (weighing 125 lb or more/cubic ft.) (dry weight).....		327331-03	11.6	0.8	1.1	-2.9	4.6	0.0
Decorative concrete block (including screen, split, slump, shadowal block, etc.).....		327331-04	10.4	0.0	1.4	0.0	1.4	0.0
Concrete pavers (including grid, interlocking, etc.).....		327331-05	6.7	0.0	0.0	0.0	0.6	0.0
Concrete brick.....		327331-06	8.2	0.0	0.0	0.0	0.0	0.0
Secondary products and miscellaneous receipts.....		327331-SM						
Miscellaneous receipts.....		327331-M	4.6	1.6	0.0	0.0	0.0	0.0
Secondary products.....		327331-S	9.8	0.2	0.0	0.1	0.0	0.1
Concrete pipe manufacturing.....	327332		7.0	-1.2	-1.9	3.3	-0.2	0.0
Primary products.....		327332-P	7.4	-1.0	-1.9	3.0	0.5	0.1
Concrete pipe.....		327332-0	7.4	-1.0	-1.9	3.0	0.5	0.1
Concrete storm sewer pipe.....		327332-02	14.4	0.0	-0.6	7.4	1.0	0.1
Concrete pipe, except concrete culvert and storm sewer pipe.....		327332-03	6.5	0.0	0.0	0.0	0.0	0.0
Secondary products and miscellaneous receipts.....		327332-SM1						
Other concrete product manufacturing.....	32739		5.5	0.2	0.3	0.5	0.1	0.3
Other concrete product manufacturing.....	327390		5.5	0.2	0.3	0.5	0.1	0.3
Primary products.....		327390-P	5.4	0.3	0.3	0.5	0.1	0.3
Precast concrete products.....		327390-1	6.1	0.3	0.3	0.6	0.0	0.0
Precast concrete slabs and tile, roof and floor units.....		327390-11	3.2	0.0	0.0	0.0	0.0	0.0
Precast concrete architectural wall panels.....		327390-12	4.9	0.0	0.2	2.3	0.0	-0.3
Burial vaults and boxes, precast concrete.....		327390-13	5.8	0.0	0.0	0.0	0.8	0.0
Precast concrete products (excl burial vaults and boxes, slabs and tile, and arch. wall panels).....		327390-14	6.7	0.4	0.3	0.4	0.0	0.1
Prestressed concrete products.....		327390-4	2.5	0.0	0.4	0.0	0.1	1.7
Prestressed concrete products (excl bridge beams and solid and hollow cored slabs and panels).....		327390-43	8.8	0.0	1.5	0.0	0.0	4.9
Prestressed concrete bridge beams.....		327390-46	-2.7	0.0	-0.4	0.0	0.3	-1.4
Prestressed concrete solid and hollow cored slabs and panels.....		327390-47	-3.0	0.0	-0.7	0.0	0.0	0.0
Secondary products and miscellaneous receipts.....		327390-SM						
Secondary products.....		327390-S	10.1	1.2	0.0	0.1	0.0	0.0
Lime and gypsum product manufacturing.....	3274		3.7	-0.2	0.0	-0.3	0.0	0.0
Lime manufacturing.....	32741		16.8	-0.1	0.4	0.0	0.2	0.1
Lime manufacturing.....	327410		16.8	-0.1	0.4	0.0	0.2	0.1
Primary products.....		327410-P	16.8	-0.1	0.5	0.0	0.2	0.1
Lime.....		327410-0	16.8	-0.1	0.5	0.0	0.2	0.1
Secondary products and miscellaneous receipts.....		327410-SM1						
Gypsum product manufacturing.....	32742		-1.6	-0.2	-0.2	-0.5	0.0	0.0
Gypsum product manufacturing.....	327420		-1.6	-0.2	-0.2	-0.5	0.0	0.0
Primary products.....		327420-P	-1.6	-0.2	-0.2	-0.5	0.0	0.0
Gypsum building materials.....		327420-1	-1.9	-0.3	-0.3	-0.6	0.0	0.0
Other gypsum products.....		327420-5	0.0	0.0	0.0	0.0	0.0	0.0
Secondary products and miscellaneous receipts.....		327420-SM						
Other nonmetallic mineral products.....	3279		2.9	0.1	0.0	0.0	-0.1	0.0
Abrasive product manufacturing.....	32791		3.4	-0.4	0.1	0.7	-0.5	0.2
Abrasive product manufacturing.....	327910		3.5	-0.4	0.1	0.7	-0.5	0.2
Primary products.....		327910-P	3.2	-0.4	0.1	0.7	-0.5	0.1
Nonmetallic sized grains, powders, and flour abrasives (incl. graded only).....		327910-1	3.4	0.0	0.4	2.9	0.0	0.0
Nonmetallic abrasive products (including diamond abrasives).....		327910-4	2.6	0.3	0.1	0.2	0.0	0.1
Nonmetallic coated abrasive products and buffing wheels, polishing wheels, and laps.....		327910-7	2.8	0.0	0.0	0.0	0.0	0.3
Secondary products and miscellaneous receipts.....		327910-SM						
Miscellaneous receipts.....		327910-M	3.0	0.0	0.0	0.0	0.0	0.0
All other nonmetallic mineral product mfg.....	32799		2.8	0.2	0.0	-0.1	0.0	0.0
Cut stone and stone product manufacturing.....	327991		2.1	0.0	0.0	-0.5	0.4	0.0
Primary products.....		327991-P	2.2	0.0	0.0	-0.5	0.4	0.0
Dressed dimension granite (including gneiss, syenite, diorite, and cut granite).....		327991-1	2.0	0.0	0.0	-0.9	0.8	0.0
Dressed dimension marble and other stone.....		327991-7	2.9	0.0	0.0	0.0	0.0	0.0

See footnotes at end of table.

Table 12. Producer price index percentage changes for the net output of selected industries and their products, not seasonally adjusted — Continued
 [November 2023]

Title ¹	Industry code	Product code	Unadjusted 12-month percent change ²	Unadjusted 1-month percent change ²				
				Nov. 2022 to Nov. 2023 ^P	June to July	July to Aug. ^P	Aug. to Sept. ^P	Sept. to Oct. ^P
Cut stone and stone product manufacturing - Continued								
Secondary products and miscellaneous receipts.....		327991-SM						
Secondary products.....		327991-S	-	0.0	0.0	-2.3	0.0	0.0
Ground or treated mineral and earth manufacturing.....	327992		5.3	0.2	1.0	0.4	-0.1	0.0
Primary products.....		327992-P	5.3	0.2	1.1	0.3	-0.1	0.0
Ground or treated minerals and earths.....		327992-0	5.3	0.2	1.1	0.3	-0.1	0.0
Treated lightweight aggregate and crushed slag, minerals and earths.....		327992-04	6.0	0.0	0.3	0.8	0.0	0.0
Other minerals or earths, treated.....		327992-06	6.2	0.0	2.2	0.0	-0.2	0.0
Secondary products and miscellaneous receipts.....		327992-SM						
Mineral wool manufacturing.....	327993		1.2	0.2	-0.5	-0.2	-0.2	-0.1
Primary products.....		327993-P	1.2	0.2	-0.5	-0.2	-0.2	-0.1
Mineral wool for thermal and acoustical envelope insulation.....		327993-1	-1.1	0.3	-0.9	-0.5	-0.3	-0.1
Mineral wool for industrial, equipment, and appliance insulation.....		327993-4	4.8	0.1	0.0	0.1	-0.2	-0.1
Secondary products and miscellaneous receipts.....		327993-SM						
Miscellaneous nonmetallic mineral products manufacturing.....	327999		4.2	0.5	0.0	0.0	-0.1	0.0
Primary products.....		327999-P	4.4	0.5	0.0	0.0	0.0	0.0
All other nonmetallic mineral products.....		327999-0	4.4	0.5	0.0	0.0	0.0	0.0
Other nonmetallic mineral products.....		327999-09	5.0	0.2	0.0	0.0	0.0	0.0
Secondary products and miscellaneous receipts.....		327999-SM						
Primary metal mfg.....	331		-6.0	-3.2	-1.3	-2.1	-2.0	-1.0
Iron & steel mills & ferroalloy mfg.....	3311		-9.5	-5.4	-1.9	-3.9	-3.0	-2.6
Iron & steel mills & ferroalloy mfg.....	33111		-9.5	-5.4	-1.9	-3.9	-3.0	-2.6
Iron and steel mills and ferroalloy mfg.....	331110		-9.4	-5.4	-1.9	-3.9	-3.0	-2.6
Primary products.....		331110-P	-7.9	-5.4	-2.0	-4.2	-3.0	-2.9
Steel ingots and semifinished products.....		331110-3	-3.2	-1.7	-0.9	-1.1	-1.4	-0.6
Ferroalloys and related products.....		331110-6	-27.0	-	-1.3	-3.0	-2.0	-2.0
Hot rolled steel bars, plates, and structural shapes.....		331110-7	-8.4	-2.2	0.2	-2.5	-1.3	-1.1
Hot rolled steel bars, plates, and structural shapes, carbon.....		331110-71	-9.3	-2.3	0.2	-2.6	-1.3	-1.0
Hot rolled steel bars, plates, and structural shapes, alloy.....		331110-76	-	-2.2	-	-	-	-
Secondary products and miscellaneous receipts.....		331110-SM						
Steel product mfg from purchased steel.....	3312		-13.4	-3.4	-2.7	-1.8	-2.2	0.9
Iron & steel pipe and tube mfg from purchased steel.....	33121		-17.6	-2.8	-1.3	-1.8	-0.1	0.3
Iron and steel pipe and tube manufacturing from purchased steel.....	331210		-17.6	-2.8	-1.3	-1.8	-0.1	0.3
Primary products.....		331210-P	-17.8	-2.9	-1.3	-1.8	-0.2	0.2
Iron and steel pipes and tubes, from purchased iron and steel.....		331210-0	-17.8	-2.9	-1.3	-1.8	-0.2	0.2
Pipe and tube, carbon.....		331210-02	-17.9	-3.1	-0.9	-2.3	-0.4	0.3
Pipe and tube, alloy.....		331210-03	-25.4	-3.4	-2.9	-0.2	2.1	1.1
Pipe and tube, stainless.....		331210-04	-7.8	-1.3	-2.3	-0.5	-0.6	-1.0
Secondary products and miscellaneous receipts.....		331210-SM1						
Rolling & drawing of purchased steel.....	33122		-8.3	-3.9	-4.0	-1.8	-4.3	1.5
Rolled steel shape mfg.....	331221		-0.7	-5.7	-6.6	-2.7	-6.1	4.2
Primary products.....		331221-P	-2.6	-7.3	-7.4	-3.0	-6.7	4.6
Cold rolled steel sheet and strip, made from purchased steel.....		331221-1	2.3	-10.2	-10.3	-4.4	-9.6	8.2
Cold finished steel bars and bar shapes, made from purchased steel.....		331221-3	-9.9	-1.1	-1.8	-0.5	-1.7	-0.9
Secondary products and miscellaneous receipts.....		331221-SM						
Steel wire drawing.....	331222		-14.3	-2.1	-1.4	-0.9	-2.6	-0.9
Primary products.....		331222-P	-14.9	-2.2	-1.5	-1.2	-2.5	-0.9
Steel wire, including galvanized and other coated wire.....		331222-5	-10.2	-2.4	-1.1	-1.7	-1.1	-1.2
Carbon steel wire.....		331222-5A	-11.9	-2.1	-1.3	-1.3	-1.1	-1.5
Stainless steel wire.....		331222-5C	-	0.0	-	-	-	-
Secondary products and miscellaneous receipts.....		331222-SM						
Miscellaneous receipts.....		331222-M	-10.3	0.0	0.0	0.0	0.0	-2.2
Alumina & aluminum production & processing.....	3313		-1.8	-1.5	-0.5	-0.9	-0.4	-0.4
Alumina & aluminum production & processing.....	33131		-1.8	-1.5	-0.5	-0.9	-0.4	-0.4
Secondary smelting and alloying of aluminum.....	331314		-9.1	-2.0	-1.6	-1.7	-1.5	-2.1
Primary products.....		331314-P	-9.4	-2.0	-1.8	-1.6	-1.5	-2.1
Aluminum ingot, including billet, made by secondary smelters.....		331314-2	-10.9	-2.2	-1.9	-1.8	-1.6	-2.3
Aluminum and aluminum-base alloys powders, paste, and flakes.....		331314-5	7.0	-0.1	-0.2	0.2	-0.3	-0.2
Secondary products and miscellaneous receipts.....		331314-SM						

See footnotes at end of table.

Table 12. Producer price index percentage changes for the net output of selected industries and their products, not seasonally adjusted — Continued
 [November 2023]

Title ¹	Industry code	Product code	Unadjusted 12-month percent change ²	Unadjusted 1-month percent change ²				
			Nov. 2022 to Nov. 2023 ^P	June to July	July to Aug. ^P	Aug. to Sept. ^P	Sept. to Oct. ^P	Oct. to Nov. ^P
Aluminum sheet, plate, and foil mfg.	331315		-	-1.5	0.8	-1.1	-0.5	-
Primary products.		331315-P	-	-1.5	0.8	-1.1	-0.5	-
Aluminum sheet, plate, and foil.		331315-0	-	-1.5	0.8	-1.1	-0.5	-
Secondary products and miscellaneous receipts.		331315-SM2						
Other aluminum rolling, drawing, and extruding.	331318		2.1	-1.3	-1.3	-1.0	-0.3	-0.4
Primary products.		331318-P	2.3	-1.2	-1.2	-0.9	-0.4	-0.4
Other extruded aluminum shapes, including rod, bar, and wire.		331318-0	2.1	-1.2	-1.2	-0.9	-0.4	-0.4
Secondary products and miscellaneous receipts.		331318-SM						
Nonferrous (exc alum) production & processing.	3314		1.0	0.0	-0.7	0.3	-1.3	0.7
Nonferrous metal (except aluminum) smelting and refining.	33141		-	1.8	-2.6	1.0	-1.6	-
Nonferrous metal (except aluminum) smelting and refining.	331410		-	1.8	-2.6	1.0	-1.6	-
Primary products.		331410-P	-	1.8	-2.6	1.0	-1.7	-
Secondary products and miscellaneous receipts.		331410-SM1						
Copper rolling/drawing/extruding & alloying.	33142		-1.3	0.0	-0.1	-0.3	-1.4	0.1
Copper rolling, drawing, extruding, and alloying.	331420		-1.3	0.0	-0.1	-0.3	-1.4	0.1
Primary products.		331420-P	-1.1	0.2	-0.2	-0.3	-1.5	0.1
Copper wire and cable.		331420-A	-0.4	0.2	-0.5	-0.6	-1.2	0.3
Copper and copper alloy mill shapes, except wire and cable.		331420-B	-	0.1	0.1	-0.1	-1.8	-0.2
Secondary products and miscellaneous receipts.		331420-SM						
Miscellaneous receipts.		331420-M	-	0.2	-0.2	-0.3	-	-
Other nonferrous roll/draw/extruding/alloying.	33149		1.4	-1.0	-0.5	0.7	-1.0	1.4
Nonferrous metal (except copper and aluminum) rolling, drawing, and extruding.	331491		3.1	-1.4	-0.5	0.3	-0.6	0.0
Primary products.		331491-P	3.1	-1.4	-0.5	0.3	-0.6	0.0
All other nonferrous metal mill shapes.		331491-D	6.3	-0.1	-1.4	-0.4	1.2	0.0
Nickel and nickel-base alloy mill shapes.		331491-2	-4.1	-5.0	-0.8	0.1	-2.5	0.0
Titanium and titanium-base alloy mill shapes.		331491-3	6.2	0.0	0.6	0.7	0.0	-0.1
Secondary products and miscellaneous receipts.		331491-SM						
Secondary products.		331491-S	8.1	0.0	1.4	0.0	0.0	0.0
Secondary smelting, refining, and alloying of nonferrous metal (except copper and aluminum).	331492		-0.1	-0.7	-0.6	1.1	-1.2	2.6
Primary products.		331492-P	-0.1	-0.7	-0.6	1.2	-1.3	2.7
All other miscellaneous secondary nonferrous metals, including secondary lead and zinc.		331492-B	-	-0.3	-0.8	4.1	-0.6	2.3
Secondary products and miscellaneous receipts.		331492-SM						
Foundries.	3315		2.1	-0.2	0.4	-0.1	-0.6	-0.1
Ferrous metal foundries.	33151		2.2	-0.3	0.8	0.0	-1.0	0.1
Iron foundries.	331511		0.1	0.1	-0.6	-0.2	-0.4	0.1
Primary products.		331511-P	0.1	0.1	-0.6	-0.3	0.0	0.0
Cast iron pressure and soil pipe and fittings, all sizes.		331511-B	-	-	-	-	-	0.6
Standard and pearlitic malleable iron castings.		331511-T	-	-	-	-	-	-0.3
Ductile iron pressure pipe and fittings.		331511-1	-	1.3	-3.0	-0.3	-	-
Other ductile iron castings.		331511-3	0.3	-0.5	-0.2	-0.4	0.2	-0.3
Other gray iron castings (including molds and stools for heavy steel ingots).		331511-9	0.2	0.7	-0.7	-0.3	-0.3	0.1
Secondary products and miscellaneous receipts.		331511-SM						
Steel investment foundries.	331512		1.4	-1.7	0.0	0.0	-1.1	0.0
Primary products.		331512-P	1.4	-1.7	0.0	0.0	-1.1	0.0
Steel investment castings.		331512-0	1.4	-1.7	0.0	0.0	-1.1	0.0
Secondary products and miscellaneous receipts.		331512-SM						
Secondary products.		331512-S	1.1	0.0	0.0	0.0	0.0	0.0
Steel foundries, except investment.	331513		9.6	0.1	5.7	0.4	-2.6	0.3
Primary products.		331513-P	9.8	0.0	5.8	0.4	-2.7	0.3
Carbon steel castings, except investment.		331513-1	8.8	0.0	1.2	1.3	0.1	0.0
Alloy steel castings, excluding investment.		331513-4	9.5	0.0	7.4	0.1	-3.6	0.4
High alloy steel castings, except investment.		331513-41	8.1	0.0	7.1	0.0	-5.6	0.0
Other alloy steel castings, except investment.		331513-43	11.8	0.0	8.0	0.2	0.0	1.2
Secondary products and miscellaneous receipts.		331513-SM						
Nonferrous metal foundries.	33152		1.9	0.0	0.0	-0.1	0.0	-0.3
Nonferrous metal die-casting foundries.	331523		-2.4	-0.2	-0.3	-0.2	-0.5	-0.5
Primary products.		331523-P	-2.5	-0.2	-0.3	-0.2	-0.5	-0.5
Aluminum die-castings.		331523-1	-2.8	-0.2	-0.3	-0.3	-0.6	-0.7

See footnotes at end of table.

Table 12. Producer price index percentage changes for the net output of selected industries and their products, not seasonally adjusted — Continued
 [November 2023]

Title ¹	Industry code	Product code	Unadjusted 12-month percent change ²	Unadjusted 1-month percent change ²				
				Nov. 2022 to Nov. 2023 ^P	June to July	July to Aug. ^P	Aug. to Sept. ^P	Sept. to Oct. ^P
Nonferrous metal die-casting foundries - Continued								
Nonferrous (except aluminum) die-castings.....		331523-3	-1.4	-0.2	-0.3	0.0	-0.2	0.0
Secondary products and miscellaneous receipts.....		331523-SM						
Secondary products.....		331523-S	1.2	-0.1	0.1	0.0	0.0	0.1
Aluminum foundries, except die-casting.....	331524		4.6	0.7	0.4	0.0	0.2	0.0
Primary products.....		331524-P	3.6	0.0	0.4	0.0	0.2	0.0
Aluminum castings, excluding die-castings.....		331524-0	3.6	0.0	0.4	0.0	0.2	0.0
Secondary products and miscellaneous receipts.....		331524-SM						
Secondary products.....		331524-S1	9.3	4.1	0.0	0.0	0.0	0.0
Other nonferrous metal foundries, except die-casting.....	331529		10.6	-0.3	0.2	0.0	1.2	-0.3
Primary products.....		331529-P	11.3	-0.3	0.2	0.0	1.3	-0.4
Copper foundries (excluding die-casting).....		331529-5	-0.5	-0.6	0.3	0.0	-0.9	-0.7
Secondary products and miscellaneous receipts.....		331529-SM						
Fabricated metal product mfg.....	332		2.2	0.2	-0.1	-0.1	0.3	0.0
Forging & stamping.....	3321		-1.6	-0.4	-0.9	-0.2	-0.7	-0.1
Forging & stamping.....	33211		-1.6	-0.4	-0.9	-0.2	-0.7	-0.1
Iron and steel forging.....	332111		0.2	-1.5	-0.5	-0.2	0.0	-0.8
Primary products.....		332111-P	-0.2	-1.7	-0.5	-0.2	0.0	-0.8
Hot impression die impact, press and upset steel forgings.....		332111-1	-0.3	-2.4	-0.3	0.0	0.2	-1.0
Hot impression die impact, press and upset carbon steel forgings.....		332111-11	-2.2	-	0.0	0.2	0.0	-1.9
Hot impression die impact, press and upset alloy steel forgings.....		332111-12	0.0	-0.9	-0.5	-0.2	0.4	-0.3
Secondary products and miscellaneous receipts.....		332111-SM						
Nonferrous forging.....	332112		5.6	2.2	0.0	0.0	0.9	0.0
Primary products.....		332112-P	5.8	2.3	0.0	0.0	0.9	0.0
Hot impression die impact, press and upset nonferrous forgings.....		332112-4	6.5	2.5	0.0	0.0	1.0	0.0
Hot impression die impact, press, and upset aluminum and aluminum alloy forgings.....		332112-41	0.0	-0.1	0.0	0.0	1.7	0.0
Hot impression die impact, press, and upset titanium and titanium alloy forgings.....		332112-42	13.9	1.3	0.0	0.0	0.0	0.0
Other nonferrous hot impression die impact, press, and upset forgings.....		332112-43	-	-	-	-	-	-
Secondary products and miscellaneous receipts.....		332112-SM						
Custom roll forming.....	332114		-13.6	-2.0	-2.1	-1.9	-2.3	0.4
Primary products.....		332114-P	-15.6	-2.2	-2.2	-2.2	-2.7	0.0
Custom roll formed products (steel, aluminum and other metal).....		332114-0	-15.6	-2.2	-2.2	-2.2	-2.7	0.0
Secondary products and miscellaneous receipts.....		332114-SM						
Powder metallurgy part mfg.....	332117		-	1.1	-0.1	0.2	0.0	-
Primary products.....		332117-P	-	1.1	-0.1	0.2	0.0	-
Powder metallurgy parts.....		332117-0	-	1.1	-0.1	0.2	0.0	-
Other metal stamping, except automotive.....	332119		4.7	0.7	-0.7	0.8	-0.4	0.1
Primary products.....		332119-P	4.5	0.6	-0.7	1.0	-0.2	0.1
Metal job stampings, except automotive.....		332119-3	4.3	0.5	-1.0	1.5	0.0	0.1
Motor and generator metal job stamping.....		332119-32	-0.7	3.2	-0.9	0.0	-3.4	-0.2
Other metal job stampings.....		332119-33	1.5	0.6	-1.3	0.0	0.1	0.2
Secondary products and miscellaneous receipts.....		332119-SM						
Cutlery & handtool mfg.....	3322		4.5	-0.1	0.0	0.0	0.8	0.0
Cutlery & handtool mfg.....	33221		4.5	-0.1	0.0	0.0	0.8	0.0
Metal cookware, cutlery, and flatware mfg.....	332215		1.2	-0.4	0.0	0.0	0.1	0.0
Primary products.....		332215-P	1.2	-0.4	0.0	0.0	0.1	0.0
Cutlery, scissors, shears, trimmers, and snips.....		332215-2	3.0	-2.0	0.0	0.0	-0.3	0.0
Secondary products and miscellaneous receipts.....		332215-SM						
Miscellaneous receipts.....		332215-M	3.7	-0.7	0.0	0.0	0.8	0.0
Secondary products.....		332215-S	1.9	0.0	0.0	0.0	1.9	0.0
Saw blade, handsaw, and hand and edge tool mfg.....	332216		6.1	0.1	-0.1	0.0	1.1	0.0
Primary products.....		332216-P	6.6	0.1	-0.1	0.0	1.2	0.0
Edge tools, hand-operated.....		332216-4	6.6	0.0	0.0	0.0	0.0	0.0
All other miscellaneous hand tools, except handsaws.....		332216-7	3.0	0.0	0.0	0.0	0.0	0.1
Secondary products and miscellaneous receipts.....		332216-SM						
Miscellaneous receipts.....		332216-M	1.6	0.0	0.0	0.0	0.0	0.0
Secondary products.....		332216-S	0.4	0.0	0.0	-0.3	0.0	0.2
Architectural & structural metals mfg.....	3323		1.8	0.1	0.1	0.0	0.1	0.2

See footnotes at end of table.

Table 12. Producer price index percentage changes for the net output of selected industries and their products, not seasonally adjusted — Continued
 [November 2023]

Title ¹	Industry code	Product code	Unadjusted 12-month percent change ²	Unadjusted 1-month percent change ²				
				Nov. 2022 to Nov. 2023 ^P	June to July	July to Aug. ^P	Aug. to Sept. ^P	Sept. to Oct. ^P
Plate work & fabricated structural prod mfg.	33231		2.7	0.2	0.1	0.0	0.2	0.4
Prefabricated metal buildings and components mfg.	332311		5.1	1.1	-0.1	-0.6	-0.3	0.2
Primary products.....		332311-P	5.4	1.0	0.0	-0.6	-0.3	0.2
Prefabricated metal bldg & component systems (excl. farm service bldgs, resid. bldgs, & parts).....		332311-1	8.2	1.2	-0.4	-0.6	0.0	0.2
Other prefabricated and portable metal buildings and parts.....		332311-3	-1.7	0.4	1.1	-0.8	-1.3	0.3
Secondary products and miscellaneous receipts.....		332311-SM						
Fabricated structural metal mfg.	332312		2.8	0.0	0.1	0.2	0.3	0.6
Primary products.....		332312-P	1.2	0.0	0.2	0.0	0.4	0.5
Fabricated structural metal bar joists and concrete reinforcing bars.....		332312-1	4.7	0.6	-0.3	-0.9	0.4	1.1
Fabricated structural iron and steel for industrial buildings metal bar joists, short span.....		332312-11	-0.2	-0.4	0.0	0.2	-0.3	0.7
Fabricated structural iron & steel for commercial, residential, institutional, & public bldgs.....		332312-12	5.8	0.9	-0.4	-1.1	0.6	1.2
Other fabricated structural metal.....		332312-5	-2.2	-0.1	0.3	0.7	0.3	0.0
Fabricated structural metal for bridges.....		332312-6	-3.7	-5.5	3.5	2.2	0.4	-0.9
Secondary products and miscellaneous receipts.....		332312-SM						
Plate work mfg.	332313		-0.7	0.0	0.0	0.0	0.0	0.0
Primary products.....		332313-P	-0.8	0.0	0.0	0.0	0.0	0.0
Fabricated plate work (stacks and weldments).....		332313-0	-0.8	0.0	0.0	0.0	0.0	0.0
Secondary products and miscellaneous receipts.....		332313-SM1						
Ornamental & architectural metal prod mfg.	33232		0.9	0.0	0.1	0.0	0.0	-0.1
Metal window and door mfg.	332321		1.8	-0.1	0.3	0.4	0.0	0.0
Primary products.....		332321-P	1.8	-0.1	0.3	0.4	0.0	-0.1
Metal molding and trim and store fronts.....		332321-B	-0.1	0.0	0.0	0.0	0.0	0.0
Metal windows (except storm sash).....		332321-D	-0.5	-0.2	0.0	0.0	0.0	-0.1
Metal doors (except storm doors).....		332321-1	2.1	0.0	0.4	0.6	0.0	-0.1
Metal window and door screens (except combination screens) and metal weather strip.....		332321-9	-0.1	0.0	0.0	0.0	0.0	0.0
Secondary products and miscellaneous receipts.....		332321-SM						
Secondary products.....		332321-S	3.2	0.0	0.1	0.0	0.0	0.4
Sheet metal work mfg.	332322		0.7	0.0	0.2	-0.2	0.0	-0.2
Primary products.....		332322-P	0.5	0.1	0.2	-0.3	0.0	-0.2
Sheet metal electronic enclosures.....		332322-C	6.4	0.5	0.6	0.1	-0.1	0.4
Steel sheet metal computer & peripheral equipment enclosures.....		332322-C1	11.8	0.7	1.5	0.2	-0.1	0.6
Aluminum sheet metal computer & peripheral equipment enclosures.....		332322-C2	6.8	0.3	0.0	0.0	0.0	0.0
Other sheet metal electronic enclosures (excluding computers).....		332322-C3	1.2	0.4	0.0	0.1	-0.1	0.3
Other sheet metal work.....		332322-G	-0.6	-0.1	0.4	0.0	0.0	-0.3
Aluminum and other sheet metal work.....		332322-G3	-2.7	-0.2	0.7	0.1	0.0	-0.5
Sheet metal air-conditioning ducts and stove pipe.....		332322-1	0.2	0.0	-0.5	0.0	0.0	0.0
Sheet metal roofing and roof drainage equipment.....		332322-7	1.2	-0.4	-0.1	-1.2	0.6	-1.4
Secondary products and miscellaneous receipts.....		332322-SM						
Secondary products.....		332322-S	0.7	0.3	0.3	0.0	-0.1	-0.3
Ornamental and architectural metal work mfg.	332323		-0.2	-0.1	-0.2	0.0	0.0	0.0
Primary products.....		332323-P	-0.1	-0.1	-0.2	0.0	0.0	0.0
Ornamental and architectural metal work.....		332323-8	-1.2	-0.3	-0.3	0.0	0.0	0.0
Iron, steel, and aluminum stairs, staircases, and fire escapes.....		332323-81	-0.6	-0.2	-0.3	0.0	0.0	0.0
Steel and aluminum fences, gates (not wire), and railings and window guards.....		332323-82	-2.4	-0.5	-0.3	0.1	0.0	0.0
Other architectural and ornamental work.....		332323-9	0.1	0.0	0.0	0.0	0.0	0.0
Other aluminum and metal architectural and ornamental work.....		332323-91	0.1	0.0	0.0	0.0	0.0	0.0
Metal stalls and corrals.....		332323-94	-	0.0	0.0	0.0	-	-
Secondary products and miscellaneous receipts.....		332323-SM						
Secondary products.....		332323-S	-4.8	-1.2	-0.4	0.1	0.0	-0.1
Boiler, tank & shipping container mfg.	3324		-1.4	0.2	-0.5	-0.2	-0.5	-0.2
Power boiler & heat exchanger mfg.	33241		3.5	1.3	1.4	0.0	0.1	0.0
Power boiler and heat exchanger mfg.	332410		3.5	1.3	1.4	0.0	0.1	0.0
Primary products.....		332410-P	3.6	1.3	1.4	0.0	0.1	0.0
Fabricated heat exchangers and steam condensers (excluding nuclear applications).....		332410-1	0.5	0.0	0.2	0.0	0.1	0.0
Secondary products and miscellaneous receipts.....		332410-SM						
Secondary products.....		332410-S	-	3.2	-	-	-	-
Metal tank (heavy gauge) mfg.	33242		1.0	-0.1	0.2	-0.2	-0.3	0.0
Metal tanks, heavy gauge, mfg.	332420		1.0	-0.1	0.2	-0.2	-0.3	0.0

See footnotes at end of table.

Table 12. Producer price index percentage changes for the net output of selected industries and their products, not seasonally adjusted — Continued
 [November 2023]

Title ¹	Industry code	Product code	Unadjusted 12-month percent change ²	Unadjusted 1-month percent change ²				
				Nov. 2022 to Nov. 2023 ^P	June to July	July to Aug. ^P	Aug. to Sept. ^P	Sept. to Oct. ^P
Metal tanks, heavy gauge, mfg - Continued								
Primary products.....		332420-P	1.5	-0.2	0.0	0.0	-0.2	0.0
Metal tanks, heavy gauge.....		332420-0	1.5	-0.2	0.0	0.0	-0.2	0.0
Secondary products and miscellaneous receipts.....		332420-SM						
Secondary products.....		332420-S	-2.7	1.0	1.8	-1.6	-0.6	0.0
Light gauge metal container mfg.....	33243		-4.7	0.0	-1.7	-0.2	-0.9	-0.4
Metal can mfg.....	332431		-4.7	-0.1	-2.1	-0.3	-1.0	0.0
Primary products.....		332431-P	-4.8	-0.1	-2.1	-0.3	-1.0	0.0
Steel cans and tinware products.....		332431-1	0.3	0.0	0.0	-0.7	0.0	0.0
Aluminum cans (including lids, ends, and parts shipped separately).....		332431-3	-8.1	-0.2	-3.5	0.0	-1.8	0.0
Secondary products and miscellaneous receipts.....		332431-SM						
Other metal container mfg.....	332439		-4.9	0.6	0.0	0.0	-0.3	-2.2
Primary products.....		332439-P	—	0.7	0.6	0.0	-0.4	-2.5
Steel shipping barrels & drums, exc. beer barrels (more than 12-gallon capacity)...		332439-3	-7.7	2.2	2.0	0.0	-1.3	-6.5
All other metal containers.....		332439-6	-3.2	0.0	-1.0	0.0	0.0	0.0
Secondary products and miscellaneous receipts.....		332439-SM						
Secondary products.....		332439-S	-9.6	0.0	-4.5	0.0	0.0	0.0
Hardware mfg.....	3325		0.8	0.1	0.0	0.0	-0.1	0.2
Hardware mfg.....	33251		0.8	0.1	0.0	0.0	-0.1	0.2
Hardware mfg.....	332510		0.8	0.1	0.0	0.0	-0.1	0.2
Primary products.....		332510-P	1.0	0.1	0.0	0.0	0.0	0.2
All other miscellaneous hardware.....		332510-A	-1.5	0.1	0.0	0.0	0.0	0.0
Furniture hardware (excluding cabinet hardware).....		332510-2	-3.1	0.0	-0.2	0.0	0.0	0.0
Builders' hardware, including fabricated metal safe and vault locks, & cabinet hardware.....		332510-4	0.4	0.0	0.0	0.0	0.0	0.0
Motor vehicle hardware (lock units, door & window handles, window regulators, hinges, etc.).....		332510-6	—	0.0	0.0	—	—	—
Other transportation equipment hardware, incl. marine & aircraft (excl. motor vehicle hardware).....		332510-7	—	—	0.0	—	—	—
Secondary products and miscellaneous receipts.....		332510-SM						
Miscellaneous receipts.....		332510-M	-2.7	-0.2	0.0	0.0	-4.3	0.5
Secondary products.....		332510-S	-0.9	0.0	0.0	0.0	0.0	0.0
Spring & wire product mfg.....	3326		-2.4	-0.2	0.0	0.1	-0.6	0.2
Spring & wire product mfg.....	33261		-2.4	-0.2	0.0	0.1	-0.6	0.2
Spring mfg.....	332613		0.6	0.3	0.0	-0.1	-0.8	0.1
Primary products.....		332613-P	0.6	0.4	0.0	-0.1	-0.8	0.1
Cold formed steel springs, except wire.....		332613-3	0.9	0.0	0.0	-0.1	0.0	0.2
Precision mechanical wire springs.....		332613-5	8.2	1.2	-0.1	0.0	0.1	0.2
Precision mechanical extension- and torsion-type wire springs.....		332613-51	-0.1	1.5	-0.4	0.2	0.1	0.8
Precision mechanical compression-type wire springs.....		332613-52	13.9	1.0	0.0	0.0	0.0	-0.1
Secondary products and miscellaneous receipts.....		332613-SM						
Secondary products.....		332613-S	6.7	0.1	0.0	0.0	0.0	0.6
Other fabricated wire product mfg.....	332618		-5.4	-0.8	0.0	0.3	-0.4	0.2
Primary products.....		332618-P	-1.3	-1.1	0.1	0.4	-0.1	0.2
Other ferrous wire products, excluding springs, made from purchased wire.....		332618-B	-0.1	0.0	0.0	0.0	-0.3	0.0
Other fabricated wire products, made from purchased wire.....		332618-2	-3.6	-2.1	0.0	0.0	0.0	0.4
Ferrous wire cloth and other ferrous woven wire products, made from purchased wire.....		332618-3	0.1	0.0	0.0	0.0	0.0	0.0
Steel fencing and fence gates, made from purchased wire.....		332618-7	-1.9	0.1	0.9	-1.3	-0.5	0.1
Secondary products and miscellaneous receipts.....		332618-SM						
Secondary products.....		332618-S	3.1	-0.1	0.4	0.1	-0.3	0.2
Mach shops, turn prod, screw, nut, bolt mfg.....	3327		2.7	0.0	-0.2	0.0	-0.3	0.3
Machine shops.....	33271		1.2	0.2	0.0	0.0	-0.2	0.0
Machine shops.....	332710		1.2	0.2	0.0	0.0	-0.2	0.0
Primary products.....		332710-P	1.3	0.2	0.0	0.0	-0.2	0.0
Machine shop job work and job order repairs.....		332710-0	1.3	0.2	0.0	0.0	-0.2	0.0
Secondary products and miscellaneous receipts.....		332710-SM						
Turned product & screw, nut & bolt mfg.....	33272		4.3	-0.2	-0.4	0.0	-0.5	0.5
Precision turned product mfg.....	332721		2.5	-0.3	-0.9	0.0	-0.8	0.3
Primary products.....		332721-P	2.9	-0.4	-1.0	0.0	-0.9	0.3
Precision turned products, automotive.....		332721-1	5.5	0.3	0.1	0.0	-1.6	0.0

See footnotes at end of table.

Table 12. Producer price index percentage changes for the net output of selected industries and their products, not seasonally adjusted — Continued
 [November 2023]

Title ¹	Industry code	Product code	Unadjusted 12-month percent change ²	Unadjusted 1-month percent change ²				
			Nov. 2022 to Nov. 2023 ^P	June to July	July to Aug. ^P	Aug. to Sept. ^P	Sept. to Oct. ^P	Oct. to Nov. ^P
Precision turned product mfg - Continued								
Precision turned products, except automotive.....		332721-3	2.0	-0.6	-1.4	0.0	-0.7	0.4
Secondary products and miscellaneous receipts.....		332721-SM						
Bolt, nut, screw, rivet, and washer mfg.....	332722		6.9	0.1	0.3	0.0	0.1	0.9
Primary products.....		332722-P	7.2	0.1	0.3	0.0	0.1	0.9
Nonthreaded metal fasteners (except aircraft types).....		332722-B	3.3	0.0	-0.3	0.0	1.6	0.0
Aircraft fasteners, except plastics (including aerospace).....		332722-1	11.3	0.0	1.8	0.0	0.0	3.1
Externally threaded metal fasteners (except aircraft types).....		332722-3	7.1	0.0	-0.4	0.1	-0.1	0.1
Hex bolts, including heavy, tap-and-joint (excluding high-strength structural & aircraft types).....		332722-3122	7.3	0.5	0.4	0.0	-0.2	1.9
Other metal bolts, including square, round, plow, high-strength structural, & bent bolts.....		332722-3133	12.7	-0.2	0.0	0.0	0.0	0.0
Cap, set, machine, lag, flange, and self-locking screws (except aircraft types) ..		332722-3144	5.7	0.2	-0.9	0.0	-0.4	-0.4
Other externally threaded metal fasteners, including studs (except aircraft types).....		332722-3199	-	-	-	-	-	0.0
Internally threaded fasteners (except aircraft types).....		332722-5	3.6	-0.2	-0.1	0.0	0.0	0.0
Secondary products and miscellaneous receipts.....		332722-SM						
Miscellaneous receipts.....		332722-M	6.2	1.1	0.0	0.0	-0.7	0.0
Coating/engrave/heat treating & other activity.....	3328		6.8	1.2	0.2	-0.3	1.3	-0.3
Coating/engrave/heat treating & other activity.....	33281		6.8	1.2	0.2	-0.3	1.3	-0.3
Metal heat treating.....	332811		21.1	3.4	0.0	0.0	4.7	0.4
Primary products.....		332811-P	13.4	2.6	0.0	0.0	2.7	0.4
Heat treating of metal for the trade (pickling, annealing, etc.).....		332811-0	13.4	2.6	0.0	0.0	2.7	0.4
Secondary products and miscellaneous receipts.....		332811-SM						
Metal coating and nonprecious engraving.....	332812		0.5	1.1	0.4	-0.7	0.0	-0.8
Primary products.....		332812-P	0.6	1.2	0.4	-0.7	0.0	-0.8
Metal coating, engraving, and allied services.....		332812-0	0.6	1.2	0.4	-0.7	0.0	-0.8
Secondary products and miscellaneous receipts.....		332812-SM						
Electroplating, anodizing and coloring metal.....	332813		7.2	-0.4	0.0	0.0	0.6	0.0
Primary products.....		332813-P	7.1	-0.4	0.0	0.0	0.0	0.0
Electroplating, plating, polishing, anodizing and coloring metal.....		332813-0	7.1	-0.4	0.0	0.0	0.0	0.0
Secondary products and miscellaneous receipts.....		332813-SM						
Other fabricated metal product mfg.....	3329		5.3	0.6	-0.1	-0.4	1.8	-0.6
Metal valve mfg.....	33291		7.5	0.2	-0.2	0.0	1.8	-1.4
Industrial valve mfg.....	332911		4.5	0.0	0.5	0.0	1.1	0.0
Primary products.....		332911-P	4.5	0.0	0.6	0.0	1.2	0.0
Automatic regulating and control valves and parts (except nuclear), power operated.....		332911-F	4.8	0.0	0.0	0.0	4.7	0.0
Industrial valves for water works and municipal equipment (IBBM, AWWA, and UL).....		332911-N	2.8	0.0	0.0	0.0	0.9	0.0
Industrial ball valves (all metals, pressures, and types), incl. manual & power operated.....		332911-Q	-	-	-	0.0	-	-
Industrial butterfly valves (all metals, pressures, and types), incl. manual & power operated.....		332911-R	4.8	0.0	0.0	0.0	0.0	0.0
All other miscellaneous industrial valves.....		332911-X	5.9	0.0	0.7	0.0	2.2	0.0
Gates, globes, angles and other industrial valves.....		332911-1	3.9	0.0	0.0	0.0	0.0	0.0
Secondary products and miscellaneous receipts.....		332911-SM						
Miscellaneous receipts.....		332911-M	7.8	0.0	0.0	0.0	0.0	0.0
Secondary products.....		332911-S	4.3	0.0	0.0	0.0	0.0	0.0
Fluid power valve and hose fitting mfg.....	332912		17.3	0.6	-0.6	0.1	4.1	-3.9
Primary products.....		332912-P	17.6	0.8	-0.5	0.1	4.3	-4.2
Nonaerospace type hydraulic and pneumatic assemblies of hose.....		332912-N	5.3	0.0	1.1	0.2	-0.3	0.0
Nonaerospace type flared (metal) fittings, couplings and assemblies.....		332912-T	2.1	0.0	1.2	0.0	0.0	0.0
Nonaerospace type flareless fittings and couplings (incl. nonmetal fittings).....		332912-U	1.6	0.0	0.0	0.0	0.0	0.0
Aerospace type hydraulic fluid power valves.....		332912-1	1.6	0.0	0.0	0.5	0.7	0.0
Nonaerospace type hydraulic directional control valves.....		332912-5	4.8	0.0	2.0	0.0	0.0	0.0
Nonaerospace type hydraulic valves, except directional control.....		332912-7	3.8	-0.8	0.0	0.3	0.0	0.1
Nonaerospace type pneumatic directional control valves.....		332912-9	4.5	0.1	0.0	0.0	0.0	0.0
Secondary products and miscellaneous receipts.....		332912-SM						
Plumbing fixture fitting and trim mfg.....	332913		1.7	0.0	0.0	0.0	0.0	0.0
Primary products.....		332913-P	1.7	0.0	0.0	0.0	0.0	0.0
Miscellaneous metal and nonmetal plumbing fixtures, fittings, and trim.....		332913-6	0.3	0.0	0.0	0.0	0.0	0.0
Metal and nonmetal lavatory and sink fittings, excluding single control.....		332913-7	3.7	0.0	0.0	0.0	0.0	0.0

See footnotes at end of table.

Table 12. Producer price index percentage changes for the net output of selected industries and their products, not seasonally adjusted — Continued
 [November 2023]

Title ¹	Industry code	Product code	Unadjusted 12-month percent change ²	Unadjusted 1-month percent change ²					
			Nov. 2022 to Nov. 2023 ^P	June to July	July to Aug. ^P	Aug. to Sept. ^P	Sept. to Oct. ^P	Oct. to Nov. ^P	
Plumbing fixture fitting and trim mfg - Continued									
Secondary products and miscellaneous receipts.....		332913-SM							
Other metal valve and pipe fitting mfg.....	332919		0.4	-0.2	-1.3	0.1	0.0	0.0	
Primary products.....		332919-P	0.4	-0.1	-1.4	0.1	0.0	0.0	
Plumbing and heating valves and specialties, except plumbers' brass goods.....		332919-1	-	-0.9	-	-	-	-	
Metal fittings, flanges, and unions for pipe fittings.....		332919-4	-0.1	0.0	-1.6	0.1	0.0	0.0	
Secondary products and miscellaneous receipts.....		332919-SM							
Secondary products.....		332919-S	0.1	-0.8	0.0	0.0	0.0	0.0	
All other fabricated metal product mfg.....	332999		3.5	0.9	-0.1	-0.7	1.7	0.2	
Ball and roller bearing mfg.....	332991		2.5	0.0	0.0	0.1	0.0	0.0	
Primary products.....		332991-P	2.0	0.0	-0.1	0.1	0.0	-0.1	
Ball bearings, complete, unmounted.....		332991-1	1.1	0.0	-0.1	0.0	0.0	0.0	
Tapered roller bearings (including cups & cones), unmounted.....		332991-3	-	0.0	0.0	0.1	0.0	-	
Other roller bearings, unmounted.....		332991-5	2.4	0.0	0.0	0.0	0.0	0.0	
Mounted bearings (excluding plain).....		332991-7	1.5	0.0	0.0	1.7	0.0	0.0	
Parts and components for ball and roller bearings (including balls and rollers) sold separately.....		332991-9	-3.2	0.0	-1.4	0.4	0.0	-1.1	
Secondary products and miscellaneous receipts.....		332991-SM							
Secondary products.....		332991-S	3.2	0.0	0.0	0.0	0.2	0.0	
Small arms ammunition mfg.....	332992		0.1	0.0	-0.8	0.0	0.0	0.0	
Primary products.....		332992-P	0.2	0.0	-0.9	0.0	0.0	0.0	
Other ammunition products.....		332992-08	-	0.0	0.0	0.0	0.0	-	
Secondary products and miscellaneous receipts.....		332992-SM							
Ammunition, except small arms, manufacturing.....	332993		12.3	11.5	-0.2	-0.7	0.0	0.0	
Primary products.....		332993-P	-1.0	0.2	0.0	-2.4	0.0	0.0	
Ammunition (excluding small arms), more than 30 mm (1.18 in.).....		332993-0	-1.0	0.2	0.0	-2.4	0.0	0.0	
Secondary products and miscellaneous receipts.....		332993-SM1							
Fabricated pipe and pipe fitting mfg.....	332996		6.8	0.4	-0.2	0.2	1.5	0.8	
Primary products.....		332996-P	7.2	0.0	-0.3	0.2	1.7	0.9	
Fabricated pipe and pipe fittings made from purchased pipe.....		332996-0	7.2	0.0	-0.3	0.2	1.7	0.9	
Secondary products and miscellaneous receipts.....		332996-SM							
Miscellaneous fabricated metal product mfg.....	332999		2.5	-0.2	0.2	-1.7	3.8	0.1	
Primary products.....		332999-P	-0.8	-0.3	0.2	-1.3	-0.1	0.0	
All other miscellaneous fabricated metal products.....		332999-N	-1.1	-0.3	0.2	-1.4	-0.1	0.0	
Secondary products and miscellaneous receipts.....		332999-SM							
Secondary products.....		332999-S	11.6	0.0	0.0	0.0	0.0	4.3	
Small arms, ordnance, and ordnance accessories mfg.....	33299T		0.8	0.5	0.0	0.0	0.0	0.0	
Primary products.....		33299T-P	0.7	0.4	0.0	0.0	0.0	0.0	
Single barrel shotguns, other small firearms n.e.c., and parts & attachments for small arms.....		33299T-45	0.5	0.0	0.0	0.0	0.0	0.0	
Secondary products and miscellaneous receipts.....		33299T-SM							
Machinery manufacturing.....	333		4.8	0.5	0.2	0.2	0.1	0.3	
Agricultural, construction, and mining machinery mfg.....	3331		4.4	0.9	-0.1	0.3	0.2	0.5	
Agricultural implement manufacturing.....	33311		1.3	0.2	0.1	0.4	0.4	-0.4	
Farm machinery and equipment mfg.....	333111		1.2	0.3	0.1	0.4	0.4	-0.5	
Primary products.....		333111-P	1.1	0.3	0.1	0.4	0.4	-0.5	
Haying machinery and attachments.....		333111-A	5.3	4.9	0.0	0.0	0.0	-0.2	
Parts for farm machinery, for sale separately.....		333111-C	3.7	0.1	0.5	0.1	0.0	0.8	
Farm plows, harrows, rollers, pulverizers, etc., and attachments.....		333111-E	1.1	0.0	0.0	0.0	0.0	-1.0	
All other farm machinery and equipment, excluding parts, including attachments.....		333111-G	-0.9	0.0	0.2	0.0	0.1	0.0	
Commercial turf and grounds care equipment, including parts and attachments.....		333111-J	1.0	0.0	0.0	0.7	0.0	0.0	
Farm dairy equipment, sprayers and dusters, farm blowers, and attachments.....		333111-4	0.9	0.0	0.0	0.1	0.0	0.0	
Planting, seeding, and fertilizing machinery and attachments.....		333111-7	0.9	-0.3	-1.4	0.0	1.7	-2.6	
Harvesting machinery (except hay and straw) and attachments.....		333111-9	2.4	0.3	0.8	1.7	0.7	-1.2	
Secondary products and miscellaneous receipts.....		333111-SM							
Miscellaneous receipts.....		333111-M	4.0	0.5	0.0	0.2	0.1	0.0	
Secondary products.....		333111-S	5.8	0.2	0.5	0.0	0.2	-0.3	
Lawn and garden equipment mfg.....	333112		2.1	0.0	0.2	0.2	0.5	-0.1	
Primary products.....		333112-P	2.3	0.0	0.1	0.0	0.5	0.0	
Consumer nonriding lawn, garden, and snow equipment.....		333112-1	3.7	-0.1	0.2	0.0	0.0	0.2	
Consumer riding lawn, garden, and snow equipment.....		333112-3	1.0	0.0	0.0	0.0	0.8	0.0	

See footnotes at end of table.

Table 12. Producer price index percentage changes for the net output of selected industries and their products, not seasonally adjusted — Continued
 [November 2023]

Title ¹	Industry code	Product code	Unadjusted 12-month percent change ²	Unadjusted 1-month percent change ²				
			Nov. 2022 to Nov. 2023 ^P	June to July	July to Aug. ^P	Aug. to Sept. ^P	Sept. to Oct. ^P	Oct. to Nov. ^P
Lawn and garden equipment mfg - Continued								
Parts and attachments for consumer lawn, garden, and snow equipment.....		333112-7	0.0	0.5	0.3	0.0	1.3	-0.6
Secondary products and miscellaneous receipts.....		333112-SM						
Secondary products.....		333112-S	1.3	0.0	0.8	2.5	0.0	-0.9
Construction machinery manufacturing.....	33312		7.2	1.8	-0.3	0.0	0.0	1.1
Construction machinery mfg.....	333120		7.2	1.8	-0.3	0.0	0.0	1.1
Primary products.....		333120-P	7.4	1.8	-0.4	0.0	0.0	1.2
Power cranes, loaders, dozers, tractors, off-highway trucks, mixers, pavers, backhoes, etc.....		333120-1	8.1	2.4	-0.5	0.0	0.0	0.1
Power cranes, draglines, & shovels (excavators) (incl. surface mining equip.) (excluding parts).....		333120-11	8.3	3.5	-0.2	0.0	0.0	0.0
Mixers, pavers, and related equipment (excluding parts).....		333120-12	9.8	0.7	0.0	0.0	0.0	0.8
Tractor shovel loaders (skid steer, wheel, crawler, and integral design backhoes).....		333120-14	5.6	1.2	-1.4	0.0	0.0	0.2
Construction wheel and crawler tractors, dozers, self-propelled log skidders, etc.....		333120-15	9.5	3.0	0.0	0.0	0.0	0.0
Graders, rollers and compactors, forklifts, scrapers, trenchers, etc. (excluding parts).....		333120-16	6.3	1.9	0.0	0.0	0.0	0.0
Construction machinery for mounting (excluding parts, winches, snow clearing attachments).....		333120-17	10.4	1.7	-2.2	0.0	0.0	0.0
Other construction machinery and equipment (excluding parts).....		333120-8	—	0.0	0.0	0.0	0.0	1.3
Parts for construction machinery and equipment, sold separately.....		333120-9	12.8	-0.1	0.1	0.0	0.0	10.3
Parts for cranes, draglines, and shovels (including surface mining equipment) (sold separately).....		333120-91	20.0	-0.1	0.2	0.0	-0.1	17.4
Parts for off-highway wheel tractors and shovel loaders (sold separately).....		333120-92	-3.5	0.0	0.0	0.0	0.0	0.0
Parts for other construction machinery (sold separately).....		333120-93	9.4	0.0	0.0	0.0	0.0	6.0
Secondary products and miscellaneous receipts.....		333120-SM						
Miscellaneous receipts.....		333120-M	3.3	0.0	0.0	0.0	0.0	0.0
Mining and oil and gas field machinery mfg.....	33313		5.1	0.4	0.2	0.6	0.1	1.0
Mining machinery and equipment mfg.....	333131		9.8	1.1	0.6	0.3	0.2	1.8
Primary products.....		333131-P	9.7	1.1	0.6	0.4	0.2	1.9
Mining machinery and equipment (except parts sold separately).....		333131-2	10.2	0.4	0.8	0.5	0.2	2.3
Underground mining machinery (except parts sold separately).....		333131-21	—	0.0	0.0	0.2	0.0	—
Mineral processing & beneficiation machinery (except parts sold separately).....		333131-23	8.6	0.0	0.0	0.0	0.0	8.6
Crushing, pulverizing & screening machinery (except parts sold separately).....		333131-25	6.7	0.0	0.0	0.0	0.0	6.7
Drills and other mining machinery (except parts sold separately).....		333131-27	—	1.3	2.5	1.3	0.7	—
Parts and attachments for mining machinery and equipment (sold separately).....		333131-9	8.0	3.7	0.0	0.0	0.0	0.4
Secondary products and miscellaneous receipts.....		333131-SM						
Miscellaneous receipts.....		333131-M	11.8	2.6	0.0	0.0	0.0	0.0
Oil and gas field machinery and equipment mfg.....	333132		3.0	0.0	0.0	0.7	0.0	0.5
Primary products.....		333132-P	2.7	0.0	0.0	0.8	0.0	0.6
Oil and gas field production machinery and equipment (except pumps).....		333132-A	4.0	0.0	0.0	0.7	0.0	1.0
Oil and gas field production machinery and equipment (except pumps and parts sold separately).....		333132-A1	3.8	0.0	0.0	0.9	0.0	0.5
Parts and attachments for oil and gas field production machinery and equipment (except pumps).....		333132-A2	4.6	0.0	0.0	0.0	0.0	2.8
Rotary oil and gas field drilling machinery and equipment.....		333132-1	3.8	0.0	0.0	1.8	0.0	0.0
Secondary products and miscellaneous receipts.....		333132-SM						
Industrial machinery manufacturing.....	3332		3.6	-0.2	0.0	0.1	-0.3	0.0
Other industrial machinery manufacturing.....	33324		3.6	-0.2	0.0	0.1	-0.3	0.0
Food product machinery mfg.....	333241		6.4	0.4	0.0	0.0	0.2	0.0
Primary products.....		333241-P	6.8	0.4	0.0	0.0	0.5	0.0
Dairy and milk products plant machinery and equipment.....		333241-1	5.2	0.2	0.0	0.0	2.5	0.0
Commercial food products machinery (except packaging and cooking equipment).....		333241-3	9.3	0.7	0.0	0.0	0.0	0.0
Industrial food products machinery for processing foods, beverages, & animal & fowl feed.....		333241-5	4.4	0.1	0.0	0.0	0.5	0.0
Other industrial food and feed machinery.....		333241-51	1.0	0.4	0.0	0.0	0.8	0.0
Machinery for sorting, grading, and cleaning fruits, vegetables, eggs, and for processing meat.....		333241-52	6.7	0.0	0.0	0.0	0.0	0.0
Parts and attachments for industrial food and feed products machinery.....		333241-53	3.7	-0.2	0.2	0.0	2.7	0.0
Secondary products and miscellaneous receipts.....		333241-SM						
Miscellaneous receipts.....		333241-M	-5.2	0.5	0.2	0.3	-6.2	0.0
Secondary products.....		333241-S	9.5	0.8	0.0	0.0	1.3	0.0
Semiconductor machinery mfg.....	333242		2.6	0.0	0.0	0.0	0.0	0.1

See footnotes at end of table.

Table 12. Producer price index percentage changes for the net output of selected industries and their products, not seasonally adjusted — Continued
 [November 2023]

Title ¹	Industry code	Product code	Unadjusted 12-month percent change ²	Unadjusted 1-month percent change ²				
				Nov. 2022 to Nov. 2023 ^P	June to July	July to Aug. ^P	Aug. to Sept. ^P	Sept. to Oct. ^P
Semiconductor machinery mfg - Continued								
Primary products.....		333242-P	2.6	0.0	0.0	0.0	0.0	0.1
Semiconductor machinery and parts.....		333242-0	2.6	0.0	0.0	0.0	0.0	0.1
Secondary products and miscellaneous receipts.....		333242-SM						
Miscellaneous receipts.....		333242-M	1.2	0.0	0.0	0.0	0.0	0.0
Sawmill, woodworking and paper machinery mfg.....								
Primary products.....	333243		4.6	0.1	-0.2	0.0	0.0	-0.1
Sawmill and woodworking machinery.....		333243-P	4.8	0.1	-0.2	0.0	0.1	-0.1
Sawmill and woodworking machinery, excluding parts & attachments.....		333243-A	7.1	0.2	-0.1	0.1	0.1	-0.1
Parts, attachments & accessories for sawmill & woodworking machinery.....		333243-A3	8.1	0.1	-0.1	0.1	0.2	-0.2
		333243-A4	2.1	0.3	0.0	0.0	0.0	0.0
Paper industry machinery.....		333243-B	3.3	0.0	-0.3	-0.1	0.0	0.0
Paper industry machinery, excluding parts & attachments.....		333243-B1	4.0	0.0	0.0	0.0	0.0	0.0
Parts and attachments for paper industry machinery.....		333243-B2	1.9	0.1	-0.8	-0.2	0.0	0.0
Secondary and miscellaneous receipts.....		333243-SM						
Miscellaneous receipts.....		333243-M	2.0	0.0	0.0	0.3	0.0	0.0
All other industrial machinery mfg.....								
Primary products.....	333248		2.9	-0.5	0.0	0.2	-0.6	0.0
Printing machinery and equipment mfg.....		333248-P	3.0	-0.6	0.0	0.2	-0.6	0.0
Printing machinery and equipment mfg.....		333248-4	3.4	0.1	0.4	-0.4	2.2	0.3
All other miscellaneous printing trades machinery, including parts.....		333248-4A	4.4	0.1	0.6	-0.5	3.2	0.5
Other printing machinery and equipment, including pre-press preparation and typesetting.....		333248-4A7	8.1	0.3	1.3	-1.1	6.3	0.9
Parts, attachments, and accessories for printing trades machinery.....		333248-4A8	1.0	0.0	0.0	0.0	0.2	0.0
Other industrial machinery.....		333248-9	3.0	-0.6	0.0	0.3	-0.9	0.0
Plastics-working machinery and equipment and parts, excluding patterns and molds.....		333248-91	1.6	-0.5	0.0	-0.1	0.0	0.0
Plastics-working machinery and equipment, excluding patterns, molds, and parts sold separately.....		333248-919	1.6	-0.6	0.0	-0.1	0.0	0.0
Textile machinery (except parts, attachments, and accessories).....		333248-95	0.0	0.0	0.0	0.0	0.0	0.0
Parts and attachments for textile machinery.....		333248-97	0.0	0.0	0.0	0.0	0.0	0.0
All other industrial machinery.....		333248-98	3.6	-0.7	0.0	0.4	-1.1	0.0
Secondary products and miscellaneous receipts.....		333248-SM						
Commercial and service industry machinery manufacturing.....	3333		2.5	0.1	0.1	0.0	0.1	0.1
Commercial and service industry machinery manufacturing.....	33331		2.5	0.1	0.1	0.0	0.1	0.1
Commercial and service industry machinery mfg.....	333310		2.6	0.1	0.1	0.0	0.1	0.1
Primary products.....		333310-P	2.7	0.1	0.1	0.0	0.1	0.1
Optical instruments and lenses (incl. parts).....		333310-4	3.5	0.3	0.4	0.0	0.0	0.4
Sighting, tracking, and fire-control equipment, optical type.....		333310-41	-	0.0	0.0	0.0	0.0	0.0
All other miscellaneous optical instruments and lenses (incl. binoculars and astronomical).....		333310-43	3.3	0.4	0.5	0.0	0.0	0.5
Commercial cooking and food warming equipment (incl. parts).....		333310-5	1.0	0.0	0.0	0.0	0.0	0.0
Other commercial and service industry machinery.....		333310-9	-	0.0	0.0	0.0	0.2	0.0
Commercial laundry and drycleaning machinery (incl. parts).....		333310-93	5.5	0.0	0.0	0.0	0.0	0.0
Commercial and industrial floor and carpet cleaning machines, ex. vacuum cleaners.....		333310-95	7.7	0.7	0.0	-0.2	0.0	0.0
Electronic teaching machines, teaching aids, etc., (incl. kits).....		333310-97	1.2	0.0	0.0	0.0	0.0	0.0
All other parts and attachments for service industry equipment.....		333310-98	-	0.0	0.0	0.2	0.4	0.0
Other service industry equipment.....		333310-99	3.1	0.0	0.0	0.1	0.2	0.0
Secondary products and miscellaneous receipts.....		333310-SM						
Miscellaneous receipts.....		333310-M	-	0.1	0.1	0.4	-0.1	0.0
Secondary products.....		333310-S	-	0.0	0.0	0.2	0.7	0.0
HVAC and commercial refrigeration equipment.....								
HVAC and commercial refrigeration equipment.....	3334		4.4	0.2	0.1	0.1	0.2	0.4
HVAC and commercial refrigeration equipment.....	33341		4.4	0.2	0.1	0.1	0.2	0.4
Fan, blower, air purification equipment mfg.....								
Primary products.....	333413		3.0	0.1	-0.2	-0.1	0.0	0.0
Air purification equipment.....		333413-P	2.1	0.1	-0.1	-0.1	0.0	0.0
Dust collection and other air purification equipment for industrial gas cleaning systems.....		333413-1	2.6	0.1	-0.2	-0.3	0.0	0.0
Dust collection and other air purification equipment for cleaning incoming air.....		333413-11	0.0	0.0	0.0	0.0	0.0	0.0
Air filters for air-conditioners and furnaces, etc. of 2400 CFM or less, except parts.....		333413-13	4.2	0.2	-0.3	-0.4	0.0	0.0
Other dust collection and air purification equipment, except parts.....		333413-131	3.9	0.3	-0.4	-0.1	0.0	0.0
Parts for dust collection and air purification equipment.....		333413-132	9.0	0.0	-0.3	0.0	0.0	0.0
Industrial and commercial fans and blowers.....		333413-133	-0.2	0.0	0.0	-1.5	0.0	0.0
Centrifugal blower filter units, and classes I-IV centrifugal fans, except parts.....		333413-2	1.5	0.0	0.0	0.0	0.0	0.0
		333413-22	3.2	0.0	0.0	0.0	0.0	0.0

See footnotes at end of table.

Table 12. Producer price index percentage changes for the net output of selected industries and their products, not seasonally adjusted — Continued
 [November 2023]

Title ¹	Industry code	Product code	Unadjusted 12-month percent change ²	Unadjusted 1-month percent change ²					
			Nov. 2022 to Nov. 2023 ^P	June to July	July to Aug. ^P	Aug. to Sept. ^P	Sept. to Oct. ^P	Oct. to Nov. ^P	
Fan, blower, air purification equipment mfg - Continued									
Other centrifugal fans and blowers, except parts.....		333413-23	1.0	0.0	0.0	0.0	0.0	0.0	0.0
Parts and accessories for fans and blowers.....		333413-29	-0.5	0.0	0.0	0.0	0.0	0.0	0.0
Secondary products and miscellaneous receipts.....		333413-SM							
Secondary products.....		333413-S	0.0	0.0	0.0	0.0	0.0	0.0	0.0
Heating equipment (except warm air furnaces) mfg.....	333414		3.8	0.3	0.0	0.0	0.0	0.0	0.1
Primary products.....		333414-P	3.9	0.3	0.0	0.0	0.0	0.0	0.1
Other heating equipment, except electric (incl. parts for nonelectric equipment & oil burners).....		333414-D	5.1	-0.1	0.0	0.0	0.0	0.0	0.2
Cast iron heating boilers, radiators, and convectors (except parts).....		333414-1	3.8	0.0	0.0	0.0	0.0	0.0	0.0
Domestic heating stoves (except electric and parts).....		333414-3	1.7	0.0	0.0	0.0	0.0	0.0	0.0
Floor and wall furnaces, unit heaters, infrared heaters, and mechanical stokers. ...		333414-7	1.4	1.4	0.0	0.0	0.0	0.0	0.0
Secondary products and miscellaneous receipts.....		333414-SM							
Secondary products.....		333414-S	1.3	0.0	0.0	0.0	0.0	0.0	0.0
Air-conditioning, refrigeration, and forced air heating equipment mfg.....	333415		4.7	0.2	0.2	0.1	0.3	0.5	0.5
Primary products.....		333415-P	4.3	0.2	0.2	0.1	0.3	0.4	0.4
Warm air furnaces, including duct furnaces and humidifiers, and electric comfort heating.....		333415-C	2.9	-0.3	0.2	-0.6	2.7	-0.2	-0.2
Parts and accessories for air conditioning and heat transfer equipment.....		333415-D	-1.6	-0.8	0.5	0.0	0.2	0.1	0.1
Unitary air-conditioners, except air source heat pumps.....		333415-E	9.5	1.0	0.8	0.3	-0.3	1.4	1.4
Heat pumps.....		333415-H	0.1	0.0	0.0	2.6	-3.7	0.7	0.7
Heat transfer equipment (except elec dehumidifiers), mechanically refrigerated, self-contained.....		333415-2	5.7	0.1	-0.5	-0.2	1.0	0.2	0.2
Commercial refrigerators and related equipment.....		333415-3	2.8	0.0	0.0	0.0	0.5	0.0	0.0
Refrigeration condensing units, all refrigerants, except ammonia (complete).....		333415-5	2.7	0.0	0.0	0.0	0.3	0.3	0.3
All other miscellaneous refrigeration and air-conditioning equipment.....		333415-9	2.5	0.0	0.0	0.0	0.4	0.0	0.0
Secondary products and miscellaneous receipts.....		333415-SM							
Miscellaneous receipts.....		333415-M	-	0.0	0.0	0.0	0.0	0.0	0.0
Metalworking machinery manufacturing.....	3335		5.8	0.2	0.3	0.5	0.1	0.7	0.7
Metalworking machinery manufacturing.....	33351		5.8	0.2	0.3	0.5	0.1	0.7	0.7
Industrial mold mfg.....	333511		8.4	0.0	0.0	0.2	0.6	1.5	1.5
Primary products.....		333511-P	9.5	0.0	0.0	0.2	0.6	1.7	1.7
Industrial molds and mold boxes.....		333511-0	9.5	0.0	0.0	0.2	0.6	1.7	1.7
Industrial injection-type molds made of metal for plastics.....		333511-05	1.4	0.0	0.0	0.0	1.9	-0.5	-0.5
Other industrial molds and mold boxes.....		333511-06	13.9	0.0	0.1	0.2	0.0	2.7	2.7
Secondary products and miscellaneous receipts.....		333511-SM							
Special tool, die, jig, and fixture mfg.....	333514		4.6	0.1	0.7	0.0	0.0	0.9	0.9
Primary products.....		333514-P	3.8	0.2	0.8	0.0	0.0	0.0	0.0
Special dies, tools, jigs, and fixtures.....		333514-0	3.8	0.2	0.8	0.0	0.0	0.0	0.0
Jigs and fixtures, including parts.....		333514-0A	3.7	0.4	0.1	0.0	0.0	0.0	0.0
Metalworking die and die sets.....		333514-0B	5.2	0.2	0.9	0.0	0.0	0.0	0.0
Standard punches, industrial prototypes, die parts & other special tooling for dies.....		333514-0C	2.9	0.0	1.2	0.0	0.0	0.0	0.0
Secondary products and miscellaneous receipts.....		333514-SM							
Miscellaneous receipts.....		333514-M	0.0	0.0	0.0	0.0	0.0	0.0	0.0
Secondary products.....		333514-S	17.3	0.0	0.9	0.0	0.0	10.0	10.0
Cutting tool and machine tool accessory mfg.....	333515		4.1	0.4	0.1	0.2	0.0	0.9	0.9
Primary products.....		333515-P	4.4	0.5	0.0	0.2	0.0	0.9	0.9
Cutting tools for machine tools and metalworking machinery.....		333515-4	4.1	0.6	0.0	0.1	0.0	0.8	0.8
Other cutting tools for machine tools, excluding tips and blanks.....		333515-41	4.3	0.6	0.0	0.0	0.0	1.1	1.1
End mills and milling cutters.....		333515-44	4.4	0.9	0.0	0.2	0.1	0.2	0.2
Threading tools, including blanks, tips and inserts.....		333515-45	1.9	0.0	0.0	0.0	0.0	0.0	0.0
Carbon and high-speed steel shank, solid, tipped carbide twist drills for machine tools.....		333515-48	6.6	0.2	0.0	1.2	0.0	0.9	0.9
Taps, carbide indexable, and throwaway inserts for machine tools.....		333515-49	1.2	0.0	0.6	0.0	0.0	-0.1	-0.1
Other attachments and accessories for machine tools and metalworking machinery.....		333515-5	6.2	0.0	0.0	0.5	0.0	1.2	1.2
Secondary products and miscellaneous receipts.....		333515-SM							
Secondary products.....		333515-S	4.9	0.0	1.3	0.0	0.0	1.2	1.2
Machine tool mfg.....	333517		4.8	0.3	0.0	1.8	0.0	0.0	0.0
Primary products.....		333517-P	4.0	0.3	0.0	1.5	0.0	0.0	0.0
Metal cutting machine tools.....		333517-2	2.5	0.4	0.0	0.0	0.0	0.0	0.0
Parts for metal cutting machine tools (sold separately) & rebuilt machine tools...		333517-26	3.3	1.0	0.0	0.0	0.0	0.0	0.0
Metal machining centers (multifunction numerically controlled machines).....		333517-27	4.8	0.0	0.0	0.0	0.0	0.0	0.0

See footnotes at end of table.

Table 12. Producer price index percentage changes for the net output of selected industries and their products, not seasonally adjusted — Continued
 [November 2023]

Title ¹	Industry code	Product code	Unadjusted 12-month percent change ²	Unadjusted 1-month percent change ²				
			Nov. 2022 to Nov. 2023 ^P	June to July	July to Aug. ^P	Aug. to Sept. ^P	Sept. to Oct. ^P	Oct. to Nov. ^P
Machine tool mfg - Continued								
Other metal cutting machine tools.....		333517-2B	1.4	0.6	0.0	0.0	0.0	0.0
Metal forming machine tools.....		333517-3	10.6	-0.1	0.0	8.0	0.0	0.0
Metal punching and shearing (power & manual), and bending and forming machines (power only).....		333517-31	0.7	-0.7	0.3	0.0	0.0	0.0
Parts for metal forming machine tools (sold separately) and rebuilt metal forming machine tools.....		333517-37	4.1	0.0	0.0	0.0	0.0	0.0
Secondary products and miscellaneous receipts.....		333517-SM						
Miscellaneous receipts.....		333517-M	2.1	0.7	0.4	-3.1	0.0	0.0
Secondary products.....		333517-S	28.9	0.0	0.0	17.2	0.0	0.4
Rolling mill and other metalworking machinery mfg.....	333519		9.2	0.0	0.3	0.2	0.2	0.0
Primary products.....		333519-P	10.2	0.0	0.3	0.3	0.2	0.0
Rolling mill and other metalworking machinery, including assembly machines.....		333519-0	10.2	0.0	0.3	0.3	0.2	0.0
Other metalworking machinery, excluding handheld & ultrasonic.....		333519-83	-	0.0	1.9	1.5	-	-
Secondary products and miscellaneous receipts.....		333519-SM						
Miscellaneous receipts.....		333519-M	0.8	0.1	0.0	-0.4	0.0	0.0
Turbine and power transmission equipment mfg.....	3336		5.7	0.5	0.6	0.2	0.2	0.3
Turbine and power transmission equipment mfg.....	33361		5.7	0.5	0.6	0.2	0.2	0.3
Turbine and turbine generator set units mfg.....	333611		6.4	-1.1	1.9	0.4	0.4	0.5
Primary products.....		333611-P	6.1	-1.0	1.8	0.3	0.4	0.5
Turbines and turbine generator sets.....		333611-0	6.1	-1.0	1.8	0.3	0.4	0.5
Steam, gas, and other turbines and turbine generators.....		333611-05	3.6	-1.2	1.4	0.3	0.4	0.8
Parts & accessories for turbines, turbine generators, and turbine generator sets.....		333611-07	0.5	0.0	0.0	0.0	0.0	0.0
Speed changer, drive, and gear mfg.....	333612		3.0	0.0	0.0	0.0	0.0	0.0
Primary products.....		333612-P	2.8	0.0	0.0	0.0	0.0	0.0
Gears, pinions, racks, and worms, sold separately.....		333612-3	3.5	0.0	0.0	0.0	0.0	0.0
Speed changers, industrial high speed drives, and parts other than loose gearing.....		333612-7	2.3	0.0	0.0	0.0	0.0	0.0
Secondary products and miscellaneous receipts.....		333612-SM						
Mechanical power transmission equipment mfg.....	333613		4.7	0.0	0.3	0.5	0.6	1.0
Primary products.....		333613-P	4.7	0.0	0.4	0.6	0.6	1.1
Mechanical power transmission equipment, except speed changers, drives, & gears.....		333613-3	4.8	0.0	0.4	0.5	0.8	1.0
Secondary products and miscellaneous receipts.....		333613-SM						
Other engine equipment mfg.....	333618		5.8	1.5	0.0	0.1	0.0	0.0
Primary products.....		333618-P	5.8	1.4	0.0	0.1	0.0	0.0
Parts & accessories for internal combustion engines, ex. aircraft & gasoline automotive engines.....		333618-F	4.8	0.0	0.0	0.4	0.0	0.1
Diesel, semidiesel, and dual-fuel engines (except automotive).....		333618-3	-	5.6	0.0	0.0	0.0	-
Diesel, semidiesel, and dual-fuel engines for automobiles, trucks, and buses.....		333618-5	4.0	0.0	0.0	0.0	0.0	0.0
Secondary products and miscellaneous receipts.....		333618-SM						
Secondary products.....		333618-S	7.7	4.7	0.0	0.0	0.0	0.0
Other general purpose machinery manufacturing.....	3339		5.6	0.6	0.2	0.4	0.0	0.2
Pump and compressor manufacturing.....	33391		6.4	2.1	0.1	-0.4	0.0	0.1
Air and gas compressor mfg.....	333912		4.1	1.1	0.2	0.2	0.0	0.3
Primary products.....		333912-P	4.2	1.1	0.1	0.2	0.0	0.2
Air and gas compressors and vacuum pumps.....		333912-1	4.1	1.3	0.1	0.3	0.0	0.0
Parts & attachments for air & gas compressors, ex. refrigeration, ice making, & a/c.....		333912-6	4.7	1.4	0.6	0.0	0.0	0.0
Secondary products and miscellaneous receipts.....		333912-SM						
Miscellaneous receipts.....		333912-M	2.8	0.0	2.3	0.0	0.0	0.0
Measuring, dispensing, and other pumping equipment mfg.....	333914		7.7	2.7	0.0	-0.7	0.1	0.0
Primary products.....		333914-P	8.0	2.9	0.0	-0.8	0.0	0.0
Pumps and pumping equipment, excluding measuring and dispensing pumps.....		333914-1	8.3	3.0	0.0	-0.8	0.0	0.0
Pumps and pumping equipment, complete, excluding measuring and dispensing pumps.....		333914-11	8.8	3.1	0.0	-0.9	0.0	0.0
Domestic water systems.....		333914-111	-	0.0	0.0	0.0	0.0	-
Oil-well and oil-field pumps, except boiler feed.....		333914-113	0.7	0.0	0.5	0.0	0.0	0.0
Industrial pumps, excluding hydraulic fluid power pumps, automatic circulating pumps, etc.....		333914-114	12.0	4.3	0.0	-1.3	0.0	0.0
Other pumps, except automotive circulating pumps, and measuring and dispensing pumps.....		333914-115	0.6	0.0	0.0	0.0	0.0	0.0

See footnotes at end of table.

Table 12. Producer price index percentage changes for the net output of selected industries and their products, not seasonally adjusted — Continued
 [November 2023]

Title ¹	Industry code	Product code	Unadjusted 12-month percent change ²	Unadjusted 1-month percent change ²				
				Nov. 2022 to Nov. 2023 ^P	June to July	July to Aug. ^P	Aug. to Sept. ^P	Sept. to Oct. ^P
Measuring, dispensing, and other pumping equipment mfg - Continued								
Parts and attachments for pumps and pumping equipment, excluding measuring and dispensing.....		333914-15	5.1	2.2	0.0	0.0	0.0	0.0
Secondary products and miscellaneous receipts.....		333914-SM						
Miscellaneous receipts.....		333914-M	2.8	0.0	0.9	0.0	0.0	0.2
Secondary products.....		333914-S	6.0	0.2	0.3	0.0	1.0	0.0
Material handling equipment manufacturing.....	33392		3.9	0.2	0.0	-0.1	0.2	0.1
Elevator and moving stairway mfg.....								
Primary products.....	333921	333921-P	5.6	0.0	0.0	0.0	0.0	0.0
Elevators and moving stairways.....		333921-1	5.1	0.0	0.0	0.0	0.0	0.0
Parts and attachments for elevators and moving stairways (sold separately).....		333921-3	3.9	0.0	0.0	0.0	0.0	0.0
Secondary products and miscellaneous receipts.....		333921-SM	12.6	0.0	-0.1	0.0	0.0	0.0
Conveyor and conveying equipment mfg.....								
Primary products.....	333922	333922-P	4.4	0.4	0.0	0.0	0.5	0.0
Unit handling conveyors and conveying systems.....		333922-1	4.2	0.4	0.0	0.0	0.6	0.0
Unit handling gravity and trolley conveyors and conveying systems.....		333922-12	0.9	0.8	0.1	0.0	-0.1	0.0
Unit handling tow, belt, roller, pneumatic, portable, carousel, and other nonbelt conveyors.....		333922-14	-0.5	0.0	0.0	-0.1	0.0	0.0
Parts and accessories for unit handling conveyors and conveying systems, sold separately.....		333922-7	2.8	2.1	0.4	0.2	-0.4	0.0
Bulk material handling conveyors and conveying systems.....		333922-8	0.5	0.0	0.0	-0.1	0.0	0.0
Parts and accessories for bulk material handling conveyors and conveying systems.....		333922-9	9.5	0.0	0.0	0.0	1.8	0.0
Secondary products and miscellaneous receipts.....		333922-SM	5.4	0.0	-0.5	0.0	0.0	0.0
Miscellaneous receipts.....		333922-M	12.9	0.0	0.0	0.0	0.0	0.0
Secondary products.....		333922-S	3.6	0.0	0.0	0.0	0.0	0.0
Overhead cranes, hoists and monorail systems mfg.....								
Primary products.....	333923	333923-P	3.6	0.1	0.0	0.0	0.0	0.2
Hoists and parts and attachments for hoists (sold separately).....		333923-1	3.6	0.1	0.0	0.0	0.0	0.2
Overhead traveling cranes and monorail systems, including parts and attachments sold separately.....		333923-3	2.9	0.0	0.0	0.0	0.0	0.4
Winches, aerial work platforms, and automotive wrecker hoists, including parts and attachments.....		333923-7	2.7	0.4	0.0	0.0	0.0	0.5
Secondary products and miscellaneous receipts.....		333923-SM	4.2	0.0	0.0	0.0	0.0	0.0
Secondary products.....		333923-S	13.9	0.0	0.8	0.0	0.0	0.0
Industrial truck, trailer, and stacker mfg.....								
Primary products.....	333924	333924-P	3.0	0.1	0.0	-0.2	0.1	0.1
Industrial trucks, tractors, mobile straddle carriers & cranes, & automatic stacking machines.....		333924-2	2.9	0.1	0.0	-0.2	0.1	0.1
Work trucks with lifting & handling equipment, operator riding, electric, self-propelled.....		333924-21	2.6	0.1	0.0	-0.2	0.0	0.0
Work trucks, not fitted with lifting and handling equipment.....		333924-25	2.1	0.0	0.0	0.0	0.0	0.0
Bulk powered material moving equipment, dock boards and metal pallets and skids.....		333924-26	4.2	0.3	0.0	-0.1	0.0	0.0
Other work trucks with lifting & handling equipment, non-riding electric or any non-electric.....		333924-27	-1.1	0.0	0.0	-1.4	0.0	0.0
Parts and attachments for industrial trucks and tractors (sold separately).....		333924-3	1.1	0.0	0.0	-0.1	0.0	0.0
Secondary products and miscellaneous receipts.....		333924-SM	4.1	0.0	0.0	0.0	0.4	0.3
Secondary products.....		333924-S	—	-0.1	1.0	-6.0	0.6	—
All other general purpose machinery mfg.....	33399		6.3	0.1	0.4	1.2	-0.2	0.5
Power-driven handtool mfg.....								
Primary products.....	333991	333991-P	7.2	0.0	0.0	0.0	0.0	0.0
Power-driven handtools, pneumatic, hydraulic, and powder-actuated.....		333991-6	7.3	0.0	0.0	0.0	0.0	0.0
Power-driven handtools, electric (except battery powered), including parts.....		333991-9	7.1	0.0	0.0	0.0	0.0	0.0
Secondary products and miscellaneous receipts.....		333991-SM	7.1	0.0	0.0	0.0	0.0	0.0
Miscellaneous receipts.....		333991-M	—	0.0	0.0	0.0	—	—
Welding and soldering equipment mfg.....								
Primary products.....	333992	333992-P	2.8	0.1	0.0	0.0	0.0	0.0
Other welding equipment, components, and accessories (excluding arc, resistance, and gas).....		333992-A	2.7	0.1	0.0	0.0	0.0	0.0
Arc welding machines, components, and accessories, excluding electrodes and stud welding equip.....		333992-1	2.4	0.0	0.0	0.0	0.0	0.0
Resistance welders, components, accessories, and electrodes.....		333992-7	3.0	0.0	0.0	0.0	0.0	0.0
Gas welding and cutting equipment, parts, attachments, and accessories.....		333992-9	3.5	0.0	0.0	0.0	0.0	0.0
Secondary products and miscellaneous receipts.....		333992-SM	4.5	1.1	0.0	0.0	0.0	0.0
Miscellaneous receipts.....		333992-M	2.4	0.6	-0.3	0.0	0.0	0.0

See footnotes at end of table.

Table 12. Producer price index percentage changes for the net output of selected industries and their products, not seasonally adjusted — Continued
 [November 2023]

Title ¹	Industry code	Product code	Unadjusted 12-month percent change ²	Unadjusted 1-month percent change ²				
				Nov. 2022 to Nov. 2023 ^P	June to July	July to Aug. ^P	Aug. to Sept. ^P	Sept. to Oct. ^P
Packaging machinery mfg.	333993		8.0	0.0	0.0	0.5	0.0	0.2
Primary products.....		333993-P	8.4	0.0	0.0	0.5	0.0	0.2
Packing, packaging, and bottling machinery, excluding parts.....		333993-1	8.9	0.0	0.0	0.5	0.0	-0.1
Parts for packing, packaging, and bottling machinery.....		333993-5	7.1	0.1	0.0	0.4	0.0	1.3
Secondary products and miscellaneous receipts.....		333993-SM						
Industrial process furnace and oven mfg.	333994		5.3	0.5	0.6	0.0	0.0	0.2
Primary products.....		333994-P	5.5	0.5	0.8	0.0	0.0	0.1
Industrial process furnaces & ovens, & industrial electrical heating equipment.		333994-0	5.5	0.5	0.8	0.0	0.0	0.1
Industrial process furnaces & ovens, & industrial electrical heating equipment, except parts.....		333994-0A	5.2	0.6	0.3	0.0	0.0	0.4
Parts and attachments for industrial process furnaces and ovens.....		333994-0B	6.5	0.0	2.3	0.0	0.0	-0.8
Secondary products and miscellaneous receipts.....		333994-SM						
Miscellaneous receipts.....		333994-M	2.9	0.3	-1.9	0.0	0.0	0.5
Fluid power cylinder and actuator mfg.	333995		4.6	0.0	0.2	1.1	-0.1	1.5
Primary products.....		333995-P	5.4	0.0	0.2	1.1	-0.1	1.9
Nonaerospace-type hydraulic & all aerospace fluid power cylinders & actuators, linear & rotary.....		333995-2	3.7	0.0	0.3	1.7	-0.2	0.0
Parts for hydraulic & pneumatic fluid power cylinders & actuators, incl accumulators & cushions.....		333995-8	11.0	0.0	0.0	0.0	0.0	7.7
Secondary products and miscellaneous receipts.....		333995-SM						
Fluid power pump and motor mfg.	333996		4.6	0.2	0.1	0.8	0.0	-0.1
Primary products.....		333996-P	4.7	0.3	0.1	0.9	0.0	-0.1
Nonaerospace-type reciprocating fluid power pumps.....		333996-1	8.3	-0.1	0.0	1.5	0.0	-0.1
Nonaerospace-type fluid power motors.....		333996-5	3.4	0.0	0.4	0.2	0.0	0.0
Parts for fluid power pumps, motors, and hydrostatic transmissions.....		333996-9	1.6	0.0	0.0	1.1	0.0	0.0
Secondary products and miscellaneous receipts.....		333996-SM						
Miscellaneous receipts.....		333996-M	3.4	0.0	0.3	0.3	0.0	0.0
All other miscellaneous general purpose machinery mfg.	333998		7.9	0.0	1.0	2.5	-0.5	0.6
Primary products.....		333998-P	8.0	-0.1	1.1	2.6	-0.5	0.6
Scale and balance mfg.....		333998-7	4.1	0.2	-0.1	-0.1	0.0	0.0
Retail, commercial, household, and mailing scales and balances.....		333998-74	7.7	0.2	0.0	0.0	0.0	0.0
Parts, attachments, and accessories for scales and balances.....		333998-76	7.8	0.4	0.2	0.4	0.1	0.0
Vehicle and industrial scales.....		333998-77	3.1	0.1	-0.2	-0.2	0.0	0.0
Motor truck and railroad track scales.....		333998-771	0.0	0.0	-0.4	-0.3	0.0	0.0
Industrial scales (including automatic checkweigher and bulkweigher scales).....		333998-772	6.2	0.5	0.1	0.0	0.0	0.0
All other miscellaneous general purpose machinery mfg.....		333998-9	8.3	-0.1	1.1	2.8	-0.6	0.7
Filters and strainers, except fluid power.....		333998-91	10.5	-0.3	0.3	0.6	0.0	0.0
Industrial filters and strainers and reusable media, except fluid power.....		333998-911	-	-0.2	0.3	-0.3	0.0	-
Nonreusable media for filters and strainers, except fluid power.....		333998-912	8.5	0.0	-0.1	6.9	0.0	0.0
Parts and accessories for filters and strainers, except fluid power.....		333998-913	-	-1.3	0.3	0.0	0.0	-
All other miscellaneous general industrial machinery.....		333998-97	4.8	0.0	1.6	-0.1	-0.3	0.1
Secondary products and miscellaneous receipts.....		333998-SM						
Miscellaneous receipts.....		333998-M	-	2.3	-0.3	0.2	0.0	0.5
Secondary products.....		333998-S	-	0.1	0.2	0.0	0.0	1.1
Computer & electronic product mfg.	334		2.0	0.2	0.3	0.0	0.0	0.2
Computer & peripheral equipment mfg.	3341		-0.9	-0.2	1.4	-0.2	-1.0	0.3
Computer & peripheral equipment mfg.	33411		-0.9	-0.2	1.4	-0.2	-1.0	0.3
Electronic computer mfg.	334111		0.1	-0.1	3.1	-0.4	-2.3	-0.1
Primary products.....		334111-P	0.7	-0.1	3.5	-0.5	-2.6	-0.2
Host computers, multiusers (mainframes, medium-scale systems, UNIX and PC servers).....		334111-5	-0.9	0.0	4.3	-0.6	-3.2	0.0
Single user computers, microprocessor based, general purpose.....		334111-7	5.4	-0.4	-0.1	-0.1	0.2	-0.9
Portable computers, laptops, tablets and other single user computers.....		334111-72	-0.5	0.1	-0.2	0.1	0.0	0.1
Personal computers and workstations (excluding portable computers).....		334111-73	6.2	-0.6	0.0	-0.1	0.3	-1.4
Secondary products and miscellaneous receipts.....		334111-SM						
Computer storage device mfg.....	334112		-3.7	-0.9	0.0	0.0	0.0	1.3
Primary products.....		334112-P	-3.6	-0.9	0.0	0.0	0.0	1.3
Computer storage devices (except parts, attachments and accessories).....		334112-1	-4.8	-0.9	0.0	0.0	0.0	1.3
Secondary products and miscellaneous receipts.....		334112-SM						
Computer terminal and other computer peripheral equipment mfg.	334118		1.1	0.1	0.4	0.0	0.0	0.0
Primary products.....		334118-P	0.9	0.1	0.4	0.0	0.0	0.0
Computer terminals (including POS and funds-transfer devices) and other computer peripherals.....		334118-D	-5.5	0.0	0.0	0.0	0.0	0.0

See footnotes at end of table.

Table 12. Producer price index percentage changes for the net output of selected industries and their products, not seasonally adjusted — Continued
 [November 2023]

Title ¹	Industry code	Product code	Unadjusted 12-month percent change ²	Unadjusted 1-month percent change ²					
			Nov. 2022 to Nov. 2023 ^P	June to July	July to Aug. ^P	Aug. to Sept. ^P	Sept. to Oct. ^P	Oct. to Nov. ^P	
Computer terminal and other computer peripheral equipment mfg - Continued									
Secondary products and miscellaneous receipts.....		334118-SM							
Secondary products.....		334118-S	—	0.0	0.0	0.0	0.0	0.0	
Communications equipment mfg.....	3342		2.3	-0.3	0.0	0.0	0.2	0.4	
Telephone apparatus mfg.....	33421		3.0	-0.8	0.3	0.0	0.0	-0.3	
Telephone apparatus mfg.....	334210		3.0	-0.8	0.3	0.0	0.0	-0.3	
Primary products.....		334210-P	3.0	-0.8	0.3	0.0	0.0	-0.3	
Telephone and wireline data networking equipment.....		334210-0	3.0	-0.8	0.3	0.0	0.0	-0.3	
Secondary products and miscellaneous receipts.....		334210-SM							
Radio/TV broadcast & wireless comm equip mfg.....	33422		1.9	-0.3	0.0	0.0	0.0	0.6	
Broadcast and wireless communications equipment mfg.....	334220		1.9	-0.3	0.0	0.0	0.0	0.6	
Primary products.....		334220-P	1.8	-0.4	0.0	0.0	0.0	0.6	
Broadcast, studio, and related electronic equipment.....		334220-2	-0.3	0.1	-0.1	0.3	0.2	-1.2	
Radio station equipment.....		334220-5	5.6	0.0	0.0	0.0	0.0	0.0	
Other broadcast and wireless communications systems and equipment.....		334220-9	1.1	-0.5	0.0	0.0	0.0	0.9	
Secondary products and miscellaneous receipts.....		334220-SM							
Other communications equipment mfg.....	33429		3.2	0.7	0.0	0.0	1.0	0.3	
Other communications equipment mfg.....	334290		3.2	0.7	0.0	0.0	1.0	0.3	
Primary products.....		334290-P	3.1	0.4	0.0	0.0	1.1	0.4	
Alarm systems, including electric sirens and horns.....		334290-1	—	0.6	0.0	0.0	1.8	—	
Intercommunications systems, incl inductive paging systems, excl telephone & telegraph.....		334290-3	2.4	0.0	0.0	0.8	0.0	0.0	
Secondary products and miscellaneous receipts.....		334290-SM							
Secondary products.....		334290-S	—	1.8	0.0	0.0	—	—	
Audio & video equipment mfg.....	3343		1.4	0.0	0.0	0.0	0.0	0.2	
Audio and video equipment mfg.....	33431		1.4	0.0	0.0	0.0	0.0	0.2	
Audio and video equipment mfg.....	334310		1.4	0.0	0.0	0.0	0.0	0.2	
Primary products.....		334310-P	1.3	0.0	0.0	0.0	0.0	0.2	
Speakers and commercial sound equipment.....		334310-4	2.5	0.0	0.0	0.0	0.0	0.3	
Other consumer audio and video equipment.....		334310-5	0.0	0.0	0.0	0.0	0.0	0.0	
Secondary products and miscellaneous receipts.....		334310-SM							
Miscellaneous receipts.....		334310-M	3.2	0.0	0.0	0.0	0.2	0.0	
Semiconductor and other electronic component mfg.....	3344		-0.5	0.3	0.4	0.1	0.0	0.2	
Semiconductor and other electronic component mfg.....	33441		-0.5	0.3	0.4	0.1	0.0	0.2	
Bare printed circuit board mfg.....	334412		4.2	-0.1	0.1	0.0	0.0	1.4	
Primary products.....		334412-P	3.9	0.0	0.2	0.0	0.0	0.0	
Bare printed circuit boards.....		334412-0	3.9	0.0	0.2	0.0	0.0	0.0	
Secondary products and miscellaneous receipts.....		334412-SM2							
Semiconductors and related device mfg.....	334413		-1.2	-0.3	0.3	-0.1	-0.4	0.0	
Primary products.....		334413-P	-1.2	-0.2	0.3	-0.1	-0.4	0.0	
Other semiconductor devices, including parts such as chips, wafers, and heat sinks.....		334413-A	4.0	2.1	0.5	0.0	0.3	-0.9	
Integrated microcircuits, incl semiconductor networks, microprocessors, & MOS memories.....		334413-1	-4.3	-1.7	0.1	-0.2	-0.8	0.6	
Secondary products and miscellaneous receipts.....		334413-SM							
Electronic connector mfg.....	334417		5.6	0.6	0.4	0.0	1.1	0.0	
Primary products.....		334417-P	5.7	0.7	0.5	0.0	1.1	0.0	
Electronic connectors, including parts.....		334417-0	5.7	0.7	0.5	0.0	1.1	0.0	
Secondary products and miscellaneous receipts.....		334417-SM							
Secondary products.....		334417-S1	2.8	0.0	0.0	0.0	0.0	0.0	
Printed circuit assembly mfg.....	334418		-11.0	0.3	0.0	0.1	0.1	-0.1	
Primary products.....		334418-P	-12.3	0.3	0.0	0.0	0.0	-0.1	
Printed circuit assemblies, loaded boards, modules, and consumer external modems.....		334418-9	-12.3	0.3	0.0	0.0	0.0	-0.1	
Secondary products and miscellaneous receipts.....		334418-SM							
Other electronic component mfg.....	334419		5.7	2.3	1.2	0.6	0.5	0.1	
Primary products.....		334419-P	5.3	2.5	0.4	0.1	0.5	0.2	
Other electronic components.....		334419-0	5.3	2.5	0.4	0.1	0.5	0.2	
Secondary products and miscellaneous receipts.....		334419-SM							
Secondary products.....		334419-S	4.0	0.0	0.0	0.0	0.0	-0.6	

See footnotes at end of table.

Table 12. Producer price index percentage changes for the net output of selected industries and their products, not seasonally adjusted — Continued
 [November 2023]

Title ¹	Industry code	Product code	Unadjusted 12-month percent change ²	Unadjusted 1-month percent change ²				
			Nov. 2022 to Nov. 2023 ^P	June to July	July to Aug. ^P	Aug. to Sept. ^P	Sept. to Oct. ^P	Oct. to Nov. ^P
Capacitor, resistor, coil, transformer, and other inductor mfg.	33441K		6.6	0.0	0.0	0.0	0.3	1.6
Primary products.....		33441K-P	6.8	0.0	0.0	0.0	0.3	1.6
Capacitors for electronic circuitry.....		33441K-4	7.7	0.0	0.0	0.0	0.0	2.6
Electronic coils, transformers, and other inductors.....		33441K-6	6.9	0.0	0.0	0.0	0.6	0.9
Secondary products and miscellaneous receipts.....		33441K-SM						
Nav/measuring/medical/control instruments mfg.	3345		3.6	0.4	0.2	-0.1	0.1	0.1
Nav/measuring/medical/control instruments mfg.	33451		3.6	0.4	0.2	-0.1	0.1	0.1
Electromedical apparatus mfg.	334510		2.9	1.3	0.0	0.0	0.0	0.0
Primary products.....		334510-P	2.9	1.3	0.0	0.0	0.0	0.0
Electromedical equipment, excluding ionizing radiation equipment.....		334510-2	3.2	1.5	0.0	0.0	0.0	0.0
Secondary products and miscellaneous receipts.....		334510-SM						
Miscellaneous receipts.....		334510-M	4.2	0.0	0.0	0.0	0.0	0.0
Search, detection, and navigation instruments.....	334511		2.3	0.4	0.2	0.0	0.0	0.2
Primary products.....		334511-P	2.2	0.4	0.2	0.0	0.0	0.2
Aeronautical, nautical & navigational instruments, not sending or receiving radio signals.....		334511-1	4.8	1.8	0.4	0.0	0.0	0.0
Search, detection, navigation, and guidance systems and equipment.....		334511-3	1.7	0.0	0.1	0.0	0.0	0.2
Secondary products and miscellaneous receipts.....		334511-SM						
Automatic environmental control mfg.	334512		5.0	0.0	0.2	0.0	0.1	0.0
Primary products.....		334512-P	5.5	0.0	0.2	0.0	0.0	0.0
Automatic environmental controls for monitoring residential, commercial, and appliance use.....		334512-0	5.5	0.0	0.2	0.0	0.0	0.0
Secondary products and miscellaneous receipts.....		334512-SM						
Miscellaneous receipts.....		334512-M	1.0	0.0	0.0	0.0	0.0	0.0
Industrial process variable instruments.....	334513		5.2	-0.2	0.4	-0.2	0.7	0.3
Primary products.....		334513-P	5.5	-0.3	0.5	0.0	0.7	0.3
Process control instruments.....		334513-0	5.5	-0.3	0.5	0.0	0.7	0.3
Secondary products and miscellaneous receipts.....		334513-SM						
Miscellaneous receipts.....		334513-M	0.4	0.0	0.0	-4.1	0.0	0.0
Totalizing fluid meters and counting devices mfg.	334514		9.5	0.5	0.2	-2.4	0.1	-0.3
Primary products.....		334514-P	9.5	0.6	0.0	-2.6	0.1	-0.3
Integrating and totalizing fluid meters, counting devices, and motor vehicle instruments.....		334514-0	9.5	0.6	0.0	-2.6	0.1	-0.3
Secondary products and miscellaneous receipts.....		334514-SM						
Secondary products.....		334514-S	-	0.0	0.1	0.0	0.0	0.0
Electricity and signal testing instruments mfg.	334515		5.6	0.1	0.1	0.0	0.9	0.5
Primary products.....		334515-P	4.3	0.1	0.2	0.0	0.6	0.5
Test equipment for testing electrical, radio, and communication circuits, and motors.....		334515-4	5.2	0.2	0.2	0.0	0.6	0.5
Secondary products and miscellaneous receipts.....		334515-SM						
Analytical laboratory instrument mfg.	334516		5.1	-0.3	0.0	0.3	0.0	0.0
Primary products.....		334516-P	5.2	-0.3	0.0	0.3	0.0	0.0
Analytical and scientific instruments, excluding optical.....		334516-0	5.2	-0.3	0.0	0.3	0.0	0.0
Secondary products and miscellaneous receipts.....		334516-SM						
Irradiation apparatus mfg.	334517		0.8	0.0	0.0	0.0	0.0	0.0
Primary products.....		334517-P	0.8	0.0	0.0	0.0	0.0	0.0
Irradiation (ionizing radiation) equipment.....		334517-0	0.8	0.0	0.0	0.0	0.0	0.0
Secondary products and miscellaneous receipts.....		334517-SM						
Other measuring and controlling device mfg.	334519		5.0	0.3	0.7	0.1	0.3	0.1
Primary products.....		334519-P	4.9	0.3	0.6	0.1	0.3	0.2
Physical properties testing & inspection equipment and kinematic testing & measuring equipment.....		334519-4	4.3	0.0	0.2	0.0	0.0	0.0
Nuclear radiation detection and monitoring instruments.....		334519-5	4.2	0.0	0.0	0.0	0.0	0.0
Commercial, geophysical, meteorological, and general-purpose instruments and equipment.....		334519-7	7.1	0.0	2.0	0.2	1.3	0.7
Secondary products and miscellaneous receipts.....		334519-SM						
Miscellaneous receipts.....		334519-M	5.6	0.2	5.3	0.0	0.0	-0.5
Manufacturing and reproducing magnetic and optical media.....	3346		1.6	0.0	0.4	0.2	-0.4	0.2
Manufacturing and reproducing magnetic and optical media.....	33461		1.6	0.0	0.4	0.2	-0.4	0.2
Manufacturing and reproducing magnetic and optical media.....	334610		1.6	0.0	0.4	0.2	-0.4	0.2
Primary products.....		334610-P	1.6	0.0	0.4	0.2	-0.4	0.2
Electrical equipment and appliance mfg.	335		3.2	0.6	0.5	-0.3	0.2	0.3

See footnotes at end of table.

Table 12. Producer price index percentage changes for the net output of selected industries and their products, not seasonally adjusted — Continued
 [November 2023]

Title ¹	Industry code	Product code	Unadjusted 12-month percent change ²	Unadjusted 1-month percent change ²				
				Nov. 2022 to Nov. 2023 ^P	June to July	July to Aug. ^P	Aug. to Sept. ^P	Sept. to Oct. ^P
Electric lighting equipment mfg.	3351		3.7	0.3	-0.1	0.2	0.0	0.1
Electric lighting equipment mfg.	33513		—	0.3	-0.1	0.2	0.0	0.1
Residential electric lighting fixture mfg.	335131		2.4	0.2	0.0	0.0	0.0	0.0
Primary products.		335131-P	2.3	0.2	0.0	0.0	0.0	0.0
Residential-type electric lighting fixtures (except portable), including parts and accessories.		335131-1	0.3	0.0	0.0	0.0	0.0	0.0
Residential-type portable lighting fixtures, including parts and accessories.		335131-4	5.5	0.6	0.0	0.0	0.0	0.0
Secondary products and miscellaneous receipts.		335131-SM						
Secondary products.		335131-S	9.5	0.7	0.0	0.0	0.0	0.0
Nonresidential electric lighting fixture mfg.	335132		3.5	0.3	-0.1	0.4	0.1	0.2
Primary products.		335132-P	3.8	0.3	-0.1	0.4	0.1	0.2
Commercial and institutional-type electric lighting fixtures, including parts and accessories.		335132-1	4.0	0.1	-0.2	0.5	0.1	0.3
Industrial-type electric lighting fixtures, including parts and accessories.		335132-5	2.7	1.6	0.0	0.0	0.0	-0.1
Secondary products and miscellaneous receipts.		335132-SM						
Other lighting equipment, including lamps and bulbs mfg.	335139		4.4	0.2	0.0	0.1	0.0	0.0
Primary products.		335139-P	—	0.2	0.0	0.1	0.0	0.0
Electric lamp bulb, tubes, and components.		335139-1	8.3	1.0	0.0	0.5	0.0	0.0
Outdoor lighting equipment (including parts and accessories).		335139-2	0.0	0.0	0.0	0.0	0.0	0.0
Secondary products and miscellaneous receipts.		335139-SM						
Household appliance mfg.	3352		2.7	-0.3	0.5	-0.1	0.0	0.9
Small electrical appliance mfg.	33521		2.3	0.0	0.2	-0.1	0.0	0.4
Small electrical appliance mfg.	335210		2.3	0.0	0.2	-0.1	0.0	0.4
Primary products.		335210-P	2.1	0.0	0.2	-0.1	0.0	0.4
Parts and attachments for small electric household appliances, including fan parts.		335210-5	3.2	0.0	-0.1	0.0	0.0	0.0
Household vacuum cleaners and other floor care machines (including parts and attachments).		335210-6	6.1	0.0	0.9	-0.7	0.2	0.6
Other small electric household appliances, including fans.		335210-7	0.8	0.0	0.0	0.0	-0.1	0.3
Secondary products and miscellaneous receipts.		335210-SM						
Secondary products.		335210-S	0.5	0.0	0.0	0.0	0.0	0.0
Major household appliance mfg.	33522		2.8	-0.3	0.6	-0.1	0.0	1.0
Major household appliance mfg.	335220		2.8	-0.3	0.6	-0.1	0.0	1.0
Primary products.		335220-P	2.6	-0.4	0.6	-0.1	0.0	1.0
Household cooking appliances.		335220-1	6.2	-0.5	1.9	0.1	0.1	1.4
Electric household ranges, ovens (including microwave), surface cooking units, and equipment.		335220-11	5.0	-0.5	0.9	-0.4	0.5	1.1
Gas household ranges, ovens, surface cooking units, and equipment (incl. parts and accessories).		335220-13	6.2	-0.7	2.0	0.3	-0.3	2.4
Other household ranges and cooking equipment, including outdoor equipment.		335220-15	9.8	-0.3	3.7	1.0	0.1	0.0
Household refrigerators and home freezers.		335220-2	0.4	-0.3	-0.6	-0.1	-0.2	1.2
Household refrigerators, including combination refrigerator-freezers.		335220-21	0.1	-0.6	-0.5	-0.1	-0.3	1.2
Other major household appliances.		335220-8	0.8	-0.2	0.1	-0.4	0.1	0.6
Household water heaters, electric, for permanent installation.		335220-81	0.1	0.0	0.0	0.0	0.0	0.0
Household water heaters, excluding electric.		335220-83	0.3	0.0	0.0	0.0	0.0	0.0
Secondary products and miscellaneous receipts.		335220-SM						
Miscellaneous receipts.		335220-M	0.0	0.0	0.0	0.0	0.0	0.0
Electrical equipment mfg.	3353		5.7	0.7	0.5	0.1	0.4	0.5
Electrical equipment mfg.	33531		5.7	0.7	0.5	0.1	0.4	0.5
Electric power and specialty transformer mfg.	335311		2.6	0.5	0.4	0.0	0.2	0.0
Primary products.		335311-P	2.5	0.5	0.4	0.0	0.2	0.0
Secondary products and miscellaneous receipts.		335311-SM						
Motor and generator mfg.	335312		4.9	1.2	0.9	0.1	0.1	-0.2
Primary products.		335312-P	5.0	1.2	1.0	0.1	0.1	-0.3
Parts, supplies for motors, generators, generator sets, and other rotating equipment.		335312-C	10.3	0.5	2.7	0.5	0.0	0.0
Other motors and generators n.e.c.		335312-F	7.2	2.5	1.2	0.0	0.2	-0.6
Fractional horsepower motors (rated at less than 746 watts) (except hermetics). ...		335312-1	2.3	0.0	0.2	0.0	0.0	0.0
Integral horsepower motors & generators other than for land transport equipment (exc hermetics).		335312-3	0.0	0.0	0.0	0.0	0.0	0.0
Secondary products and miscellaneous receipts.		335312-SM						
Miscellaneous receipts.		335312-M	0.6	0.4	0.0	0.0	0.2	0.0
Secondary products.		335312-S	7.3	0.2	1.0	0.1	0.1	1.9

See footnotes at end of table.

Table 12. Producer price index percentage changes for the net output of selected industries and their products, not seasonally adjusted — Continued
 [November 2023]

Title ¹	Industry code	Product code	Unadjusted 12-month percent change ²	Unadjusted 1-month percent change ²				
			Nov. 2022 to Nov. 2023 ^P	June to July	July to Aug. ^P	Aug. to Sept. ^P	Sept. to Oct. ^P	Oct. to Nov. ^P
Switchgear and switchboard apparatus mfg.	335313		7.0	1.0	0.6	0.2	0.8	1.5
Primary products.....		335313-P	7.1	1.1	0.6	0.2	0.6	1.5
Switchgear, excluding ducts and relays.....		335313-A	6.7	0.7	0.9	0.3	0.5	1.7
Low voltage panelboards and distribution boards, 1000 volts or less.....		335313-3	8.8	3.1	0.0	0.0	0.0	0.0
Secondary products and miscellaneous receipts.....		335313-SM						
Relay and industrial control mfg.....	335314		7.1	0.1	0.0	0.0	0.2	0.2
Primary products.....		335314-P	7.9	0.1	0.0	0.0	0.2	0.2
Specific-purpose industrial controls.....		335314-C	6.0	0.0	0.0	0.0	0.2	0.0
General-purpose industrial controls.....		335314-F	9.3	0.2	0.0	0.0	0.2	0.3
Relays for electronic circuitry, industrial control overload and switchgear type.....		335314-1	8.4	0.0	0.0	0.0	0.0	0.0
Parts for industrial controls and motor-control accessories.....		335314-7	4.6	0.0	0.0	0.0	0.6	0.0
Secondary products and miscellaneous receipts.....		335314-SM						
Miscellaneous receipts.....		335314-M	2.6	0.0	0.0	0.0	1.2	0.0
Other electrical equipment & component mfg.....	3359		1.4	1.0	0.5	-0.8	0.3	-0.1
Battery mfg.....	33591		0.4	-0.1	0.0	0.0	-0.2	-0.1
Battery mfg.....	335910		0.4	-0.1	0.0	0.0	-0.2	-0.1
Primary products.....		335910-P	0.4	-0.1	0.0	0.0	-0.2	-0.1
Storage batteries.....		335910-1	0.6	-0.1	0.0	0.0	-0.2	0.0
Storage batteries, lead acid type, BCI dimensional size group 8D or smaller.....		335910-11	0.6	-0.2	0.0	0.0	-0.3	0.0
Storage batteries, lead acid type, larger than BCI dimensional size group 8D.....		335910-12	1.1	0.0	0.0	0.0	0.0	0.0
Primary batteries.....		335910-2	-0.2	0.2	0.2	0.0	-0.2	-0.4
Secondary products and miscellaneous receipts.....		335910-SM						
Secondary products.....		335910-S	-0.4	0.0	0.0	0.0	-0.1	-0.1
Communication & energy wire & cable mfg.....	33592		-1.9	5.3	1.4	-3.4	1.0	0.4
Fiber optic cable mfg.....	335921		-3.8	-6.1	0.0	0.0	-2.3	0.0
Primary products.....		335921-P	-3.9	-6.3	0.0	0.0	-2.4	0.0
Fiber optic cable, made from purchased fiber optic strand.....		335921-0	-3.9	-6.3	0.0	0.0	-2.4	0.0
Secondary products and miscellaneous receipts.....		335921-SM						
Other communication and energy wire mfg.....	335929		-1.6	8.3	1.7	-4.2	1.8	0.4
Primary products.....		335929-P	-1.7	8.7	1.8	-4.2	1.9	0.4
Electronic wire and cable, made of nonferrous metals (purchased wire).....		335929-A	1.6	-0.1	0.0	0.0	0.0	0.0
Other insulated wire & cable, incl control & signal, made of nonferrous metals (purchased wire).....		335929-F	6.9	-0.4	1.4	1.3	0.5	0.9
Power wire and cable, made from nonferrous metals (purchased wire).....		335929-1	24.4	22.3	3.5	-10.1	4.1	0.6
Secondary products and miscellaneous receipts.....		335929-SM						
Wiring device mfg.....	33593		5.9	-0.8	0.6	0.0	0.4	-0.1
Current-carrying wiring device mfg.....	335931		25.0	0.0	1.2	0.2	0.4	-0.2
Primary products.....		335931-P	26.4	0.0	1.2	0.2	0.3	0.0
Current-carrying wiring devices n.e.c.....		335931-A	48.5	0.1	1.2	0.4	-0.2	0.0
Current-carrying switches for electrical circuitry (including vehicular switches).....		335931-1	4.9	0.1	0.1	-0.2	0.2	0.0
Current-carrying wire connectors for electrical circuitry.....		335931-9	5.9	-0.5	2.6	0.0	2.2	-0.4
Secondary products and miscellaneous receipts.....		335931-SM						
Secondary products.....		335931-S	4.5	0.8	0.4	0.0	0.0	-0.1
Noncurrent-carrying wiring device mfg.....	335932		-10.1	-1.6	-0.1	-0.1	0.4	-0.1
Primary products.....		335932-P	-11.4	-1.8	-0.1	-0.1	0.5	-0.1
Noncurrent-carrying electrical conduit and conduit fittings, incl. plastic conduit & fittings.....		335932-4	-21.5	-3.7	-0.2	-0.6	1.0	0.0
Other noncurrent-carrying wiring devices and supplies (boxes, covers, bar hangers, etc.).....		335932-6	-	-0.1	-0.1	0.7	0.2	-0.3
Secondary products and miscellaneous receipts.....		335932-SM						
All other electrical equipment & component mfg.....	33599		0.0	0.1	0.1	0.0	-0.2	-0.3
Carbon and graphite product mfg.....	335991		1.0	0.0	0.3	-0.1	-0.1	-0.2
Primary products.....		335991-P	1.1	0.0	0.3	-0.1	-0.1	-0.2
Carbon and graphite products, including electrodes for electric arc furnaces.....		335991-0	1.1	0.0	0.3	-0.1	-0.1	-0.2
Secondary products and miscellaneous receipts.....		335991-SM						
Miscellaneous receipts.....		335991-M	-	0.0	0.0	0.0	0.0	-
Miscellaneous electrical equipment mfg.....	335999		-0.4	0.1	0.0	0.0	-0.3	-0.3
Primary products.....		335999-P	-0.7	0.1	0.0	0.0	-0.3	-0.4
Rectifying apparatus.....		335999-3	3.4	0.0	0.0	0.0	0.0	0.0
All miscellaneous electrical equipment except rectifying apparatus.....		335999-4	-1.0	0.1	0.0	0.0	-0.4	-0.4
Secondary products and miscellaneous receipts.....		335999-SM						

See footnotes at end of table.

Table 12. Producer price index percentage changes for the net output of selected industries and their products, not seasonally adjusted — Continued
 [November 2023]

Title ¹	Industry code	Product code	Unadjusted 12-month percent change ²	Unadjusted 1-month percent change ²				
				Nov. 2022 to Nov. 2023 ^P	June to July	July to Aug. ^P	Aug. to Sept. ^P	Sept. to Oct. ^P
Transportation equipment manufacturing.....	336		2.2	0.1	0.0	0.0	0.4	0.2
Motor vehicle manufacturing.....	3361		1.5	0.1	-0.1	0.0	1.1	0.2
Automobile and light truck manufacturing.....	33611		1.5	0.1	-0.1	0.0	1.2	0.2
Automobile, light truck and utility vehicle mfg.....	336110		1.5	0.1	-0.1	0.0	1.2	0.2
Primary products.....		336110-P	1.5	0.1	-0.1	0.0	1.2	0.2
Passenger cars and chassis.....		336110-1	0.0	0.1	0.1	0.0	1.9	0.0
Trucks, truck tractors, & bus chassis 14,000 lb or less, incl. minivans & suvs.....		336110-2	2.0	0.1	-0.1	0.0	1.0	0.3
Secondary products and miscellaneous receipts.....		336110-SM						
Heavy duty truck manufacturing.....	33612		1.8	0.4	0.0	0.0	0.0	0.1
Heavy duty truck mfg.....	336120		1.8	0.4	0.0	0.0	0.0	0.1
Primary products.....		336120-P	1.9	0.4	0.0	0.0	0.0	0.1
Trucks, truck tractors, and bus chassis (chassis of own manufacture) 14,001 to 33,000 lbs.....		336120-1	3.3	0.0	0.0	0.0	0.0	0.3
Buses, including military and firefighting vehicles (chassis of own manufacture). ..		336120-3	-	1.0	0.0	0.0	-	-
Secondary products and miscellaneous receipts.....		336120-SM						
Motor vehicle body and trailer manufacturing.....	3362		0.5	0.1	0.1	0.1	0.0	0.0
Motor vehicle body and trailer manufacturing.....	33621		0.5	0.1	0.1	0.1	0.0	0.0
Motor vehicle body mfg.....	336211		3.9	0.4	0.0	0.1	0.4	0.1
Primary products.....		336211-P	3.9	0.4	0.0	0.1	0.5	0.1
Other truck and vehicle bodies, sold separately.....		336211-5	1.8	0.0	0.0	0.0	0.0	0.0
Dump truck bodies, for sale separately.....		336211-5A	-	0.0	0.0	0.0	0.0	-
All other truck and vehicle bodies, sold separately.....		336211-5B	4.4	0.0	0.0	0.0	0.0	0.0
Buses and firefighting vehicles, complete, produced on purchased chassis.....		336211-7	1.1	0.0	0.1	0.1	0.0	0.1
Other trucks and vehicles, complete, produced on purchased chassis.....		336211-9	1.8	0.0	0.0	0.3	0.0	0.4
Other trucks and vehicles, complete, produced on purchased chassis, except upfitting trucks.....		336211-91	4.3	0.1	0.1	0.9	0.1	1.1
Secondary products and miscellaneous receipts.....		336211-SM						
Secondary products.....		336211-S	4.7	0.0	0.1	0.1	0.0	0.0
Truck trailer mfg.....	336212		-2.7	-0.8	0.0	-0.2	-0.3	0.0
Primary products.....		336212-P	-2.7	-0.8	0.0	-0.2	-0.3	0.0
Truck trailers and chassis, axle rating 10,000 lbs or more.....		336212-1	-2.9	-0.9	0.0	-0.2	-0.3	0.0
Truck trailers and chassis, axle rating less than 10,000 lbs.....		336212-3	0.0	0.0	0.0	0.0	0.0	0.0
Secondary products and miscellaneous receipts.....		336212-SM						
Secondary products.....		336212-S1	1.7	0.0	0.0	0.0	0.0	0.4
Motor home mfg.....	336213		1.4	0.5	0.0	0.0	0.1	0.0
Primary products.....		336213-P	1.2	0.6	0.0	0.0	0.1	0.0
Motor homes built on purchased chassis.....		336213-0	1.2	0.6	0.0	0.0	0.1	0.0
Secondary products and miscellaneous receipts.....		336213-SM1						
Travel trailer and camper mfg.....	336214		0.2	0.4	0.2	0.3	-0.2	-0.1
Primary products.....		336214-P	0.3	0.3	0.2	0.4	-0.1	-0.1
Travel trailers.....		336214-1	0.4	0.6	0.2	-0.3	-0.2	0.0
Conventional travel trailers.....		336214-19	0.7	0.9	0.3	-0.3	-0.2	0.0
Fifth wheel travel trailers.....		336214-1A	-	0.0	0.0	-	-	-
Automobile and light truck trailers.....		336214-3	-1.0	-0.2	0.3	1.9	0.0	-0.4
Camping trailers, campers, pick-up covers, and parts.....		336214-5	1.8	0.0	0.0	1.8	0.0	0.0
Other parts and components, excluding appliances and furnishings.....		336214-53	2.2	0.0	-	-	0.0	0.0
Truck campers, caps, box covers, and fold-down camping trailers.....		336214-56	1.1	0.0	0.0	0.9	0.0	0.0
Secondary products and miscellaneous receipts.....		336214-SM						
Secondary products.....		336214-S	2.2	0.0	0.0	-0.5	0.0	0.0
Motor vehicle parts manufacturing.....	3363		1.5	0.2	0.0	0.1	0.2	0.1
Motor vehicle gasoline engine and parts mfg.....	33631		0.8	0.0	0.3	0.2	0.1	0.2
Motor vehicle gasoline engine and engine parts mfg.....	336310		0.8	0.0	0.3	0.2	0.1	0.2
Primary products.....		336310-P	0.8	0.0	0.3	0.3	0.1	0.2
Gasoline engines and engine parts (excluding carburetors).....		336310-2	0.3	0.0	0.3	0.3	0.1	0.0
Carburetors, pistons, piston rings, and valves.....		336310-3	5.9	0.3	0.7	0.2	-0.5	2.3
Secondary products and miscellaneous receipts.....		336310-SM						
Miscellaneous receipts.....		336310-M1	0.9	0.3	0.0	0.0	0.0	0.0
Secondary products.....		336310-S	0.7	0.0	0.2	0.0	-0.2	-0.1
Motor vehicle electric equipment.....	33632		2.1	0.4	0.0	0.0	0.1	0.0
Motor vehicle electrical and electronic equipment mfg.....	336320		2.1	0.4	0.0	0.0	0.1	0.0

See footnotes at end of table.

Table 12. Producer price index percentage changes for the net output of selected industries and their products, not seasonally adjusted — Continued
 [November 2023]

Title ¹	Industry code	Product code	Unadjusted 12-month percent change ²	Unadjusted 1-month percent change ²				
			Nov. 2022 to Nov. 2023 ^P	June to July	July to Aug. ^P	Aug. to Sept. ^P	Sept. to Oct. ^P	Oct. to Nov. ^P
Motor vehicle electrical and electronic equipment mfg - Continued								
Primary products.....		336320-P	2.1	0.4	0.0	0.0	0.1	0.0
Vehicular lighting equipment.....		336320-1	1.4	0.0	0.0	0.0	0.2	0.1
Other motor vehicle electrical and electronic equipment.....		336320-2	2.3	0.5	0.0	0.0	0.0	0.0
Battery charging alternators, generators, and regulators.....		336320-23	1.9	-0.1	0.0	0.0	0.6	0.0
Parts for engine electrical and electronic equipment.....		336320-2A	1.8	0.5	0.0	0.0	0.0	0.0
All other miscellaneous non-engine electrical and electronic equipment.....		336320-2D	1.6	0.0	0.0	0.0	0.0	0.0
All other miscellaneous complete engine electrical equipment, including spark plugs.....		336320-2U	3.8	0.7	0.0	0.0	0.0	0.0
Secondary products and miscellaneous receipts.....		336320-SM						
Miscellaneous receipts.....		336320-M	4.1	1.0	-0.4	0.2	0.5	-0.3
Secondary products.....		336320-S	1.5	0.3	0.0	0.0	0.0	0.0
Motor vehicle steering and suspension parts.....	33633		0.5	0.5	0.0	0.0	1.2	-0.1
Motor vehicle steering and suspension components (except spring) manufacturing.....	336330		0.5	0.5	-0.1	0.0	1.2	-0.1
Primary products.....		336330-P	0.8	0.6	0.0	0.0	1.2	0.0
Motor vehicle steering and suspension components (excluding spring), new and rebuilt.....		336330-0	0.8	0.6	0.0	0.0	1.2	0.0
Secondary and miscellaneous receipts.....		336330-SM						
Motor vehicle brake system manufacturing.....	33634		2.4	-0.5	0.3	0.0	-0.6	-0.3
Motor vehicle brake system mfg.....	336340		2.4	-0.5	0.3	0.0	-0.6	-0.3
Primary products.....		336340-P	2.6	-0.6	0.3	0.0	-0.6	-0.4
Motor vehicle brake parts and assemblies, new.....		336340-1	1.8	-0.7	0.3	0.0	-0.6	-0.4
Motor vehicle drum brake assemblies and parts, new.....		336340-1E	-1.6	0.6	0.3	0.0	-1.3	0.0
Motor vehicle disc brake assemblies and parts, new.....		336340-1F	6.7	-3.6	0.0	0.0	-0.3	0.0
Other motor vehicle brake parts and assemblies, new.....		336340-1G	0.9	0.4	0.5	0.1	-0.3	-0.8
Secondary products and miscellaneous receipts.....		336340-SM						
Motor vehicle power train components mfg.....	33635		2.6	0.3	0.1	0.1	-0.3	0.0
Motor vehicle transmission and power train parts manufacturing.....	336350		2.6	0.3	0.1	0.1	-0.3	0.0
Primary products.....		336350-P	2.7	0.2	0.1	0.1	-0.3	0.0
Motor vehicle drive train components, excluding wheels and brakes, new.....		336350-2	2.6	0.3	0.1	0.0	-0.3	0.0
Motor vehicle transmissions (except auxiliary and parts), new.....		336350-20	4.2	-0.4	0.2	0.0	-0.4	0.0
Parts for manual and automatic transmissions, new.....		336350-23	0.7	1.3	0.0	0.0	-0.1	-0.5
Other motor vehicle drive train components, except wheels and brakes, new.....		336350-25	1.9	0.4	-0.2	0.0	-0.3	0.6
Motor vehicle drive train components, rebuilt.....		336350-3	3.9	0.0	0.0	2.2	0.0	0.0
Secondary products and miscellaneous receipts.....		336350-SM						
Secondary products.....		336350-S	1.6	1.4	0.0	0.0	0.4	-0.1
Motor vehicle seating and interior trim mfg.....	33636		0.0	-0.1	-0.3	0.1	0.1	0.3
Motor vehicle seating and interior trim mfg.....	336360		0.0	-0.1	-0.3	0.1	0.1	0.3
Primary products.....		336360-P	0.2	0.0	0.0	0.4	-0.2	0.3
Automobile trimmings.....		336360-1	-0.7	0.0	-0.1	0.0	0.0	0.5
Seats for public conveyance and aircraft.....		336360-3	0.9	-0.1	0.1	0.0	0.2	0.2
Secondary products and miscellaneous receipts.....		336360-SM						
Secondary products.....		336360-S	-8.2	-1.6	-4.9	1.1	0.0	-0.1
Motor vehicle metal stamping.....	33637		0.8	0.3	-0.3	0.1	1.5	0.1
Motor vehicle metal stamping.....	336370		0.8	0.3	-0.3	0.1	1.5	0.1
Primary products.....		336370-P	1.1	0.3	-0.3	0.1	1.6	0.1
Automotive job stampings (truck, bus, and passenger car).....		336370-0	1.1	0.3	-0.3	0.1	1.6	0.1
Secondary products and miscellaneous receipts.....		336370-SM						
Secondary products.....		336370-S	-0.6	0.0	-0.3	-0.1	0.4	0.4
Other motor vehicle parts manufacturing.....	33639		2.2	0.4	-0.2	0.0	-0.1	0.1
Other motor vehicle parts mfg.....	336390		2.2	0.4	-0.2	0.0	-0.1	0.1
Primary products.....		336390-P	2.3	0.4	-0.2	0.0	-0.1	0.1
Filters, new, internal combustion engines and motor vehicles.....		336390-A	1.9	0.0	0.0	0.0	0.0	0.4
Motor vehicle air-conditioning systems and compressors.....		336390-B	-	-0.2	-	-	-	-
All other motor vehicle parts and accessories, including trailer hitches.....		336390-8	4.7	0.3	0.0	0.0	0.1	-0.1
Secondary products and miscellaneous receipts.....		336390-SM						
Miscellaneous receipts.....		336390-M	-4.9	-	-2.0	0.0	-3.0	0.0
Secondary products.....		336390-S	1.6	-0.1	0.1	-0.1	0.4	0.0
Aerospace product and parts manufacturing.....	3364		3.8	0.1	0.0	0.0	0.1	0.3
Aerospace product and parts manufacturing.....	33641		3.8	0.1	0.0	0.0	0.1	0.3

See footnotes at end of table.

Table 12. Producer price index percentage changes for the net output of selected industries and their products, not seasonally adjusted — Continued
 [November 2023]

Title ¹	Industry code	Product code	Unadjusted 12-month percent change ²	Unadjusted 1-month percent change ²				
			Nov. 2022 to Nov. 2023 ^P	June to July	July to Aug. ^P	Aug. to Sept. ^P	Sept. to Oct. ^P	Oct. to Nov. ^P
Aircraft mfg.	336411		3.7	0.1	0.0	0.1	0.1	0.0
Primary products.....		336411-P	3.7	0.1	0.0	0.1	0.1	0.0
Civilian aircraft.....		336411-3	5.1	0.2	0.0	0.1	0.1	0.0
Military aircraft.....		336411-4	0.2	0.0	0.0	0.0	0.0	0.2
Secondary products and miscellaneous receipts.....		336411-SM						
Secondary products.....		336411-S	—	0.0	0.0	0.0	0.2	0.4
Aircraft engine and engine parts mfg.	336412		3.7	-0.1	0.2	0.0	0.0	1.9
Primary products.....		336412-P	3.2	-0.1	0.4	-0.1	0.0	0.8
Aeronautical services on aircraft engines.....		336412-5	9.6	0.0	0.0	0.0	0.0	5.7
Aircraft engine parts and accessories.....		336412-7	3.8	0.2	0.9	-0.2	0.1	0.0
Parts and accessories for military aircraft engines.....		336412-75	1.6	0.2	0.0	0.0	0.0	0.0
Parts and accessories for civilian aircraft engines.....		336412-77	4.7	0.2	1.4	-0.3	0.2	0.0
Secondary products and miscellaneous receipts.....		336412-SM						
Secondary products.....		336412-S	6.0	0.7	0.1	0.0	0.0	2.9
Other aircraft parts and equipment mfg.	336413		4.7	0.0	0.2	0.0	0.0	0.1
Primary products.....		336413-P	4.4	0.0	0.2	0.0	0.0	0.2
Aircraft propellers and helicopter rotors.....		336413-1	1.3	0.1	0.0	0.0	0.0	0.9
Aircraft parts and auxiliary equipment.....		336413-7	4.8	0.0	0.2	0.0	0.0	0.1
Aircraft landing gear for civilian and military aircraft.....		336413-72	10.8	0.0	0.0	0.0	-0.1	0.0
Other aircraft subassemblies and parts for military aircraft.....		336413-73	1.9	0.1	0.3	-0.3	0.2	0.6
Other aircraft subassemblies and parts for civilian aircraft.....		336413-74	5.1	0.0	0.3	0.0	0.0	0.0
Secondary products and miscellaneous receipts.....		336413-SM						
Secondary products.....		336413-S	11.3	-0.1	0.2	-0.2	0.0	0.0
Railroad rolling stock manufacturing.....	3365		1.2	0.5	0.0	0.0	0.0	0.0
Railroad rolling stock manufacturing.....	33651		1.2	0.5	0.0	0.0	0.0	0.0
Railroad rolling stock mfg.	336510		1.2	0.5	0.0	0.0	0.0	0.0
Primary products.....		336510-P	1.2	0.6	0.0	0.0	0.1	0.0
Street, subway, trolley, and rapid transit cars, and railway maintenance equipment and parts.....		336510-5	2.6	1.2	0.0	0.0	0.2	0.0
Railway maintenance of way equipment & parts, parts for all railcars, & other railway vehicles.....		336510-54	3.1	1.4	0.0	0.0	0.2	0.0
Air brake and other brake equipment.....		336510-541	2.6	0.3	0.0	0.0	1.0	0.0
Secondary products and miscellaneous receipts.....		336510-SM						
Miscellaneous receipts.....		336510-M	3.6	0.0	0.0	0.0	0.0	0.0
Secondary products.....		336510-S1	1.3	0.0	0.0	0.0	0.0	0.2
Ship and boat building.....	3366		4.4	0.5	0.2	0.3	0.2	0.4
Ship and boat building.....	33661		4.4	0.5	0.2	0.3	0.2	0.4
Ship building and repairing.....	336611		4.7	0.5	0.4	0.0	0.2	0.5
Primary products.....		336611-P	4.8	0.4	0.4	0.0	0.2	0.5
Ship repair, nonmilitary.....		336611-A	19.3	0.0	2.5	0.0	0.0	3.0
Military self-propelled ships, new construction.....		336611-5	1.2	0.8	0.0	0.0	0.4	0.1
Ship repair, military.....		336611-8	2.6	0.0	0.3	0.0	0.0	0.2
Nonmilitary self-propelled ships, new construction.....		336611-9	1.8	0.8	0.0	0.4	0.0	0.0
Secondary products and miscellaneous receipts.....		336611-SM2						
Boat building.....	336612		3.5	0.6	-0.2	0.9	0.2	0.1
Primary products.....		336612-P	3.5	0.6	-0.2	0.9	0.2	0.1
Outboard motorboats, including commercial and military (except sailboats and lifeboats).....		336612-1	3.1	0.7	-0.3	1.1	0.2	0.1
Outboard motorboats, wood or metal, incl. comm. and military (exc. sailboats and lifeboats).....		336612-11	2.0	0.8	-1.3	0.6	0.2	0.2
Outboard motorboats, plastics/fiberglass, incl. comm. and mil. (exc. sailboats and lifeboats).....		336612-14	3.7	0.6	0.2	1.4	0.1	0.0
Inboard motorboats, including commercial and military (except sailboats and lifeboats).....		336612-3	5.1	1.1	0.3	0.6	0.2	0.1
Inboard cabin cruisers, including commercial and military (except sailboats and lifeboats).....		336612-31	7.0	0.6	0.0	1.1	0.3	0.2
Other inboard motorboats, including commercial and military (except sailboats and lifeboats).....		336612-32	2.1	2.1	0.9	-0.6	0.0	0.0
Inboard-outdrive boats, including commercial and military (except sailboats and lifeboats).....		336612-5	3.9	0.0	0.0	0.0	0.3	0.0
All other inboard-outdrive boats, incl. comm. and military (except sailboats and lifeboats).....		336612-52	3.8	0.0	0.0	0.0	0.4	0.0
All other boats (excluding military and commercial).....		336612-8	8.3	0.0	0.0	0.0	0.0	0.7
Secondary products and miscellaneous receipts.....		336612-SM						
Miscellaneous receipts.....		336612-M	4.9	0.0	0.1	3.4	0.0	0.0

See footnotes at end of table.

Table 12. Producer price index percentage changes for the net output of selected industries and their products, not seasonally adjusted — Continued
 [November 2023]

Title ¹	Industry code	Product code	Unadjusted 12-month percent change ²	Unadjusted 1-month percent change ²				
			Nov. 2022 to Nov. 2023 ^P	June to July	July to Aug. ^P	Aug. to Sept. ^P	Sept. to Oct. ^P	Oct. to Nov. ^P
Other transportation equipment manufacturing.....	3369		2.0	-0.3	0.0	0.0	0.0	0.0
Other transportation equipment manufacturing.....	33699		2.0	-0.3	0.0	0.0	0.0	0.0
Motorcycle, bicycle, and parts mfg.	336991		1.2	-0.1	0.0	0.0	0.0	0.1
Primary products.....		336991-P	1.1	-0.1	0.0	0.0	0.0	0.1
Motorcycles, including three-wheel motorbikes, motorscooters, mopeds, and parts.....		336991-3	3.3	0.0	0.0	0.0	0.0	0.0
Bicycles, including parts (excluding children's 2-wheel sidewalk cycles).....		336991-4	-9.9	-0.7	0.0	0.0	0.0	0.8
Cycles, all types, tubular construction.....		336991-42	-11.8	0.0	0.0	0.0	0.0	0.1
Parts for bicycles, unicycles, and adult tricycles.....		336991-45	-8.2	-1.4	0.0	0.0	0.1	1.4
Secondary products and miscellaneous receipts.....		336991-SM						
Secondary products.....		336991-S	-	0.0	0.0	0.0	0.0	-
All other transportation equipment mfg.	336999		2.6	-0.5	0.0	0.0	0.0	0.0
Primary products.....		336999-P	2.6	-0.5	0.0	0.0	0.0	0.0
All-terrain vehicles and parts.....		336999-4	6.2	-0.1	0.0	0.0	0.0	0.0
All other miscellaneous transportation equipment.....		336999-6	2.1	-0.8	0.0	0.0	0.0	0.0
Secondary products and miscellaneous receipts.....		336999-SM						
Secondary products.....		336999-S	0.7	0.0	0.0	0.0	0.0	0.0
Furniture & related product mfg.	337		1.3	0.3	-0.2	0.0	-0.3	0.1
HH & institutional furniture & kitchen cabinet mfg.	3371		0.9	0.2	-0.1	0.0	-0.8	0.1
Wood kitchen cabinet & countertop mfg.	33711		1.5	0.0	-0.4	0.0	0.1	-0.1
Wood kitchen cabinet and countertop mfg.	337110		1.5	0.0	-0.4	0.0	0.1	-0.1
Primary products.....		337110-P	1.4	0.0	-0.7	0.0	0.3	0.1
Custom wood kitchen cabinets, bathroom vanities, and related cabinet sold directly to customers.....		337110-H	1.9	0.0	-1.7	0.0	0.7	1.2
Stock wood kitchen cabinets and related cabinetwork for permanent installation. . .		337110-1	0.0	0.0	-0.7	0.0	0.3	-0.4
Secondary products and miscellaneous receipts.....		337110-SM						
Household & institutional furniture mfg.	33712		0.6	0.3	0.1	0.0	-1.3	0.1
Upholstered household furniture mfg.	337121		-1.1	0.0	0.1	-0.1	-1.7	-0.1
Primary products.....		337121-P	-1.9	0.0	0.1	-0.1	-1.8	-0.1
Upholstered household furniture, excl. dual-purpose sleep furniture.		337121-1	-2.4	0.0	0.1	-0.1	-2.3	-0.2
Upholstered household sofas, davenports, settees, and loveseats, except custom.....		337121-11	-4.2	0.0	0.0	-0.1	-3.1	-0.3
Upholstered household sectional sofa pieces, except custom.....		337121-12	0.0	0.0	0.3	-0.1	-1.4	-0.1
Upholstered household rocking chairs, including swivel rockers, except custom.....		337121-13	-2.0	0.0	0.0	-0.1	0.0	0.0
Other upholstered household furniture, including custom sold at retail.....		337121-15	0.6	0.0	0.3	-0.1	0.0	0.0
Dual-purpose sleep furniture incl. futon, conv. sofa, jackknife & chair beds, except custom.....		337121-4	-0.4	0.0	0.0	0.0	0.5	0.0
Secondary products and miscellaneous receipts.....		337121-SM						
Nonupholstered wood household furniture mfg.	337122		4.1	1.8	0.0	0.0	-3.0	0.0
Primary products.....		337122-P	3.0	2.2	0.0	0.0	-3.8	0.0
Wood dining room, kitchen, outdoor, and ready-to-assemble furniture, excl. cabinets and custom.....		337122-G	-	0.7	0.0	0.0	-6.4	0.0
Wood household den, family room, library, and living room furniture, except custom.....		337122-1	2.9	0.4	0.0	0.0	0.0	0.0
Wood bedroom furniture, including infants' and children's, except custom.....		337122-8	1.5	0.1	0.0	0.0	-0.1	0.0
Secondary products and miscellaneous receipts.....		337122-SM						
Secondary products.....		337122-S	22.8	0.8	0.0	0.0	0.0	0.0
Household furniture (except wood and upholstered) mfg.	337126		-0.4	0.0	0.0	-0.2	0.2	-0.1
Primary products.....		337126-P	-0.3	0.0	0.0	-0.1	0.2	0.0
Metal dining room and kitchen furniture, incl. padded and plain chairs and stools..		337126-1	6.5	0.3	0.4	-1.1	-1.2	0.7
Metal outdoor and casual furniture, incl. beach, lawn, garden and porch.....		337126-3	-2.5	0.0	0.0	0.0	0.9	0.0
Nonupholstered household furniture (except wood and metal).....		337126-6	-	0.0	0.0	0.0	0.0	-
Secondary products and miscellaneous receipts.....		337126-SM						
Secondary products.....		337126-S	1.0	0.0	-0.2	-1.7	0.8	-1.0
Institutional furniture mfg.	337127		3.6	0.3	0.0	0.5	0.1	1.1
Primary products.....		337127-P	3.7	0.3	0.0	0.5	0.2	1.1
Other institutional furniture.....		337127-B	3.4	1.1	-0.2	-0.1	0.2	0.2
School furniture (except stone and concrete), excl. library furniture.....		337127-1	5.3	0.0	0.4	2.2	0.4	0.4
Public building and related furniture, excl. bar, bowling, cafeteria, restaurant and school.....		337127-5	4.0	0.0	0.0	0.0	0.0	2.6
Public furniture (bar, bowling center, cafeteria, and restaurant).....		337127-8	1.5	0.0	0.0	0.5	0.0	0.0
Secondary products and miscellaneous receipts.....		337127-SM						

See footnotes at end of table.

Table 12. Producer price index percentage changes for the net output of selected industries and their products, not seasonally adjusted — Continued
 [November 2023]

Title ¹	Industry code	Product code	Unadjusted 12-month percent change ²	Unadjusted 1-month percent change ²				
			Nov. 2022 to Nov. 2023 ^P	June to July	July to Aug. ^P	Aug. to Sept. ^P	Sept. to Oct. ^P	Oct. to Nov. ^P
Institutional furniture mfg - Continued								
Miscellaneous receipts.....		337127-M	2.9	-1.2	-0.8	0.0	0.0	0.0
Secondary products.....		337127-S	0.8	0.2	-0.3	0.0	-0.2	0.5
Office furniture (including fixtures) mfg.....	3372		2.4	0.8	-0.3	0.1	0.1	0.4
Office furniture (including fixtures) mfg.....	33721		2.4	0.8	-0.3	0.1	0.1	0.4
Wood office furniture mfg.....	337211		2.0	0.5	0.0	0.0	0.0	0.0
Primary products.....		337211-P	2.8	0.5	0.0	0.0	0.0	0.0
Wood office furniture panel systems, desking systems, and other wood office furniture.....		337211-A	0.6	0.4	0.0	0.0	0.0	0.0
Wood office seating, including upholstered.....		337211-1	4.6	0.9	0.0	0.0	0.0	0.0
Wood office desks and desk extensions.....		337211-4	4.7	1.0	0.0	0.0	0.0	0.0
Wood office files, storage units, and tables.....		337211-7	1.1	-0.2	0.0	0.0	0.0	0.0
Secondary products and miscellaneous receipts.....		337211-SM						
Secondary products.....		337211-S	-4.1	0.0	0.0	0.0	0.0	0.0
Custom architectural woodwork and millwork.....	337212		5.4	2.4	0.1	0.0	1.1	0.0
Primary products.....		337212-P	5.3	2.2	0.1	0.0	1.2	0.0
Custom architectural woodwork, millwork, and fixtures.....		337212-0	5.3	2.2	0.1	0.0	1.2	0.0
Secondary products and miscellaneous receipts.....		337212-SM						
Office furniture, except wood, mfg.....	337214		0.8	0.3	-0.4	-0.3	0.1	-0.7
Primary products.....		337214-P	1.0	0.3	-0.4	-0.3	0.1	-0.7
Office furniture, other types, except wood, including panel systems.....		337214-A	-	0.0	-1.1	-0.3	0.8	-1.6
Office seating, including upholstered, except wood.....		337214-1	2.0	0.0	0.0	0.0	0.0	0.0
Office desk and desk extensions, except wood.....		337214-4	-	0.0	0.0	0.0	-0.1	0.0
Office files, storage units, and tables, except wood.....		337214-7	7.2	1.3	0.2	-0.6	-0.6	-0.2
Secondary products and miscellaneous receipts.....		337214-SM						
Showcases, partitions, shelving, and lockers mfg.....	337215		1.1	-0.2	-0.9	0.7	-1.1	2.1
Primary products.....		337215-P	1.2	-0.1	-1.0	0.7	-1.0	2.3
Bookstacks and other shelving, except wood.....		337215-A2	-	0.7	-1.0	-	-	1.3
Storage racks and accessories, except wood.....		337215-E	-12.3	-2.2	-5.0	-0.1	0.0	0.0
Fixtures (bank, office, and store), except wood.....		337215-G	21.6	0.0	0.0	3.2	2.8	7.0
Wood furniture dimensions and nonwood furniture parts and frames.....		337215-L	-	-	-	-	-	-
Secondary products and miscellaneous receipts.....		337215-SM						
Other furniture related product mfg.....	3379		0.0	-0.5	-0.1	-0.4	0.1	-0.1
Mattress mfg.....	33791		-0.1	-0.6	-0.1	-0.6	0.1	-0.2
Mattress mfg.....	337910		-0.1	-0.6	-0.1	-0.6	0.1	-0.2
Primary products.....		337910-P	-0.1	-0.6	0.0	-0.6	0.1	-0.2
Mattress and foundation sets.....		337910-E	1.8	0.6	0.0	-0.3	0.4	0.0
Innerspring mattresses, excluding crib-size.....		337910-1	-0.4	-2.3	0.8	-0.9	0.0	-0.4
Other mattresses, including crib, foam, waterbed mattresses and mattress inserts.....		337910-4	2.5	0.0	0.1	0.0	0.0	0.0
Foundations, excl. innerspring units, hybrid-type flotation, ensembles, and adjustable units.....		337910-7	-6.8	0.4	0.0	-1.6	0.4	0.0
Secondary products and miscellaneous receipts.....		337910-SM						
Blind & shade mfg.....	33792		0.5	0.0	0.0	0.0	0.0	0.0
Blind and shade mfg.....	337920		0.5	0.0	0.0	0.0	0.0	0.0
Primary products.....		337920-P	0.6	0.0	0.0	0.0	0.0	0.0
Other blinds and shades, including curtain and drapery fixtures, poles and rods.....		337920-8	-	0.0	0.0	0.0	0.0	0.0
Secondary products and miscellaneous receipts.....		337920-SM						
Miscellaneous mfg.....	339		2.9	-0.1	0.0	0.0	0.1	0.2
Medical equipment & supplies mfg.....	3391		3.0	0.0	0.1	0.0	0.1	0.2
Medical equipment & supplies mfg.....	33911		3.0	0.0	0.1	0.0	0.1	0.2
Surgical and medical instrument mfg.....	339112		1.9	0.0	0.0	-0.1	0.2	0.0
Primary products.....		339112-P	1.9	-0.1	0.0	-0.1	0.2	0.0
Surgical and medical instruments.....		339112-0	1.9	-0.1	0.0	-0.1	0.2	0.0
Surgical and orthopedic instruments.....		339112-01	1.3	-0.2	0.0	0.0	0.0	0.0
Surgical and medical catheters.....		339112-05	-0.2	0.0	0.0	0.0	0.1	0.1
Other surgical and medical apparatus and instruments, excluding parts.....		339112-06	3.0	0.0	0.0	-0.3	0.0	0.0
Parts for surgical and medical apparatus and instruments.....		339112-09	2.2	0.0	0.1	0.0	0.0	0.0
Secondary products and miscellaneous receipts.....		339112-SM						
Secondary products.....		339112-S	-0.7	0.0	0.0	0.0	0.0	0.7

See footnotes at end of table.

Table 12. Producer price index percentage changes for the net output of selected industries and their products, not seasonally adjusted — Continued
 [November 2023]

Title ¹	Industry code	Product code	Unadjusted 12-month percent change ²	Unadjusted 1-month percent change ²				
			Nov. 2022 to Nov. 2023 ^P	June to July	July to Aug. ^P	Aug. to Sept. ^P	Sept. to Oct. ^P	Oct. to Nov. ^P
Surgical appliance and supplies mfg.	339113		3.2	0.0	0.3	0.2	-0.2	0.5
Primary products.....		339113-P	3.2	0.0	0.3	0.2	-0.3	0.5
Medical and surgical appliances and supplies, incl. orthopedic, prosthetic, and therapeutic.....		339113-2	2.3	-0.1	0.2	0.2	-0.3	0.7
Artificial joints and limbs.....		339113-21	—	0.2	0.3	0.1	-0.4	-0.4
Other orthopedic and prosthetic appliances.....		339113-22	0.4	0.1	0.0	0.3	0.0	0.0
Other medical and surgical appliances and supplies.....		339113-27	3.6	-0.2	0.3	0.2	-0.4	1.1
Hospital beds and specialized hospital furniture.....		339113-4	12.8	0.0	0.0	0.0	0.0	0.2
Personal industrial and nonindustrial safety equipment and clothing.....		339113-6	2.9	0.3	0.7	0.3	-0.2	0.1
Secondary products and miscellaneous receipts.....		339113-SM						
Secondary products.....		339113-S	3.5	0.1	0.1	0.0	0.0	0.0
Dental equipment and supplies mfg.	339114		5.7	0.1	0.2	-0.1	1.3	0.0
Primary products.....		339114-P	5.7	-0.1	0.2	0.0	1.4	0.0
Dental professional equipment and supplies.....		339114-1	5.2	0.0	0.1	0.0	0.5	0.0
Professional dental equipment.....		339114-11	7.1	0.0	0.0	0.0	0.9	0.0
Professional dental supplies.....		339114-12	4.2	0.0	0.3	0.0	-0.2	0.1
Secondary products and miscellaneous receipts.....		339114-SM						
Ophthalmic goods mfg.	339115		6.3	0.0	0.0	0.0	0.0	0.0
Primary products.....		339115-P	6.4	0.0	0.0	0.0	0.0	0.0
Secondary products and miscellaneous receipts.....		339115-SM						
Other miscellaneous mfg.	3399		2.9	-0.1	-0.1	0.0	0.1	0.2
Jewelry & silverware mfg.	33991		3.2	-0.3	-0.5	0.3	-1.1	1.5
Jewelry and silverware mfg.	339910		3.2	-0.3	-0.5	0.3	-1.1	1.5
Primary products.....		339910-P	3.3	-0.3	-0.5	0.3	-1.1	1.5
Jewelry, gold and platinum.....		339910-1	1.2	-0.5	-0.9	0.5	-2.3	2.4
Costume jewelry and novelties.....		339910-4	7.1	0.0	0.0	0.0	0.0	0.0
All other jewelry and personal goods (excluding costume).....		339910-8	2.5	-0.3	0.0	0.0	-0.1	1.1
Secondary products and miscellaneous receipts.....		339910-SM						
Miscellaneous receipts.....		339910-M	—	0.0	-0.1	0.0	-0.2	—
Sporting & athletic goods mfg.	33992		2.2	0.0	0.0	0.1	0.1	0.0
Sporting and athletic goods mfg.	339920		2.2	0.0	0.0	0.1	0.1	0.0
Primary products.....		339920-P	2.3	0.0	0.0	0.1	0.1	0.0
Other sporting and athletic goods.....		339920-A	1.9	0.0	0.0	0.0	0.0	0.0
Golf equipment, excluding apparel and shoes.....		339920-4	—	-0.1	0.0	0.0	0.5	—
Playground equipment.....		339920-5	6.7	0.0	0.0	0.7	0.0	0.0
Gymnasium and exercise equipment.....		339920-7	0.0	0.0	0.0	0.0	0.0	0.0
Secondary products and miscellaneous receipts.....		339920-SM						
Secondary products.....		339920-S	-0.9	0.0	0.0	2.0	0.0	0.0
Doll, toy & game mfg.	33993		0.9	0.0	-0.3	0.0	0.0	0.0
Doll, toy, and game mfg.	339930		0.9	0.0	-0.3	0.0	0.0	0.0
Primary products.....		339930-P	2.0	0.0	0.0	0.0	0.0	0.0
Models (operating & static), craft kits/supply, natural science kits, & collectors' miniatures.....		339930-6	1.6	0.0	0.0	0.0	0.0	0.0
Other nonelectronic toys, including parts.....		339930-8	3.2	0.0	0.0	0.0	0.0	0.0
Secondary products and miscellaneous receipts.....		339930-SM						
Office supplies (exc paper) mfg.	33994		2.9	-0.2	0.2	-0.2	0.4	-0.2
Office supplies, except paper, mfg.	339940		2.9	-0.2	0.2	-0.2	0.4	-0.2
Primary products.....		339940-P	2.7	-0.2	0.2	-0.2	0.4	-0.2
Lead pencils, art goods, office supplies & small office equipment, excluding paper.....		339940-2	2.6	0.0	0.0	0.0	0.0	0.0
Marking devices.....		339940-3	5.2	0.0	0.0	-0.5	2.7	0.0
Secondary products and miscellaneous receipts.....		339940-SM						
Miscellaneous receipts.....		339940-M	6.2	-0.4	0.0	0.0	1.0	0.0
Secondary Products.....		339940-S	—	0.0	0.4	0.0	0.0	0.0
Sign mfg.	33995		4.5	0.1	0.0	0.0	0.5	0.0
Sign mfg.	339950		4.5	0.1	0.0	0.0	0.5	0.0
Primary products.....		339950-P	4.6	0.1	0.0	0.0	0.4	0.0
Nonelectric signs and displays, including trade show exhibits.....		339950-4	4.9	0.2	0.0	0.0	0.8	0.0
Secondary products and miscellaneous receipts.....		339950-SM						
All other misc mfg.	33999		2.3	-0.2	0.0	0.0	0.1	0.2
Gasket, packing, and sealing device mfg.	339991		4.0	-1.3	0.0	0.1	0.0	0.3

See footnotes at end of table.

Table 12. Producer price index percentage changes for the net output of selected industries and their products, not seasonally adjusted — Continued
 [November 2023]

Title ¹	Industry code	Product code	Unadjusted 12-month percent change ²	Unadjusted 1-month percent change ²				
				Nov. 2022 to Nov. 2023 ^P	June to July	July to Aug. ^P	Aug. to Sept. ^P	Sept. to Oct. ^P
Gasket, packing, and sealing device mfg - Continued								
Primary products.....		339991-P	4.2	-1.4	0.0	0.1	0.0	0.3
Compression packing.....		339991-1	—	0.0	0.0	0.0	0.0	—
Molded packing and seals.....		339991-2	4.0	-0.6	0.0	0.0	0.0	0.0
Nonmetallic gaskets and gasketing.....		339991-3	4.1	-3.7	0.1	0.0	0.0	0.9
Metallic gaskets and machined seals.....		339991-7	1.9	0.0	0.0	0.0	0.0	0.0
Rotary oil seals.....		339991-9	11.7	0.0	0.0	0.5	0.0	0.0
Secondary products and miscellaneous receipts.....		339991-SM						
Miscellaneous receipts.....		339991-M	1.3	0.0	0.0	0.0	0.0	0.0
Secondary products.....		339991-S	—	0.1	0.0	0.1	0.0	—
Musical instrument mfg.....	339992		3.1	0.6	0.0	0.0	0.1	0.0
Primary products.....		339992-P	3.0	0.6	0.0	0.0	0.1	0.0
Nonelectronic pianos, organs, and nonelectronic pianos and organ parts, excluding benches.....		339992-A	—	0.2	0.0	0.0	0.0	—
Other musical instruments and parts.....		339992-7	3.1	0.6	0.0	0.0	0.1	0.0
Other electronic musical instruments, excluding electronic organs.....		339992-71	1.2	0.0	0.0	0.0	0.1	0.0
Other nonelectronic musical instruments.....		339992-72	3.5	0.5	0.0	0.0	0.0	0.0
Parts and accessories for other musical instruments, sold separately, excl. benches & cases.....		339992-73	5.0	—	0.0	0.0	0.0	0.0
Secondary products and miscellaneous receipts.....		339992-SM						
Miscellaneous receipts.....		339992-M	6.1	0.0	0.0	0.0	0.0	0.0
Fastener, button, needle, and pin mfg.....	339993		3.4	0.0	0.0	1.8	0.0	0.0
Primary products.....		339993-P	3.4	0.0	0.0	1.8	0.0	0.0
Fasteners, zippers, buttons, needles, pins, and buckles (except precious metal) ..		339993-0	3.4	0.0	0.0	1.8	0.0	0.0
Secondary products and miscellaneous receipts.....		339993-SM						
Broom, brush, and mop mfg.....	339994		2.4	0.0	0.0	0.0	0.1	0.9
Primary products.....		339994-P	2.8	0.0	0.0	0.0	0.1	0.9
Brooms, mops and dusters.....		339994-1	3.8	0.0	0.0	0.0	0.0	3.3
Brooms.....		339994-11	—	—	—	—	—	—
Mops and dusters, including refills.....		339994-13	0.0	0.0	0.0	0.0	0.0	0.0
Paint and varnish brushes, paint holders, pads, roller frames and rollers.....		339994-3	3.2	0.0	0.0	0.0	0.0	0.0
Paint and varnish brushes.....		339994-31	4.9	0.0	0.0	0.0	0.0	0.0
Paint holders, pads, roller frames and rollers.....		339994-32	1.8	0.0	0.0	0.0	0.0	0.0
Other types of brushes.....		339994-5	2.2	0.0	0.0	0.0	0.2	0.0
Personal brushes.....		339994-51	—	0.0	0.0	0.0	0.0	—
All other types of brushes, except personal.....		339994-52	3.4	0.0	0.0	0.0	0.3	0.0
Secondary and miscellaneous receipts.....		339994-SM						
Burial casket mfg.....	339995		-0.1	0.0	0.0	-1.8	0.0	0.0
Primary products.....		339995-P	-0.1	0.0	0.0	-1.8	0.0	0.0
Metal burial caskets and coffins, completely lined and trimmed, adult sizes only. ..		339995-1	-3.7	0.0	0.0	-1.1	0.0	0.0
Secondary products and miscellaneous receipts.....		339995-SM						
All other miscellaneous mfg.....	339999		1.4	0.2	0.0	0.0	0.1	0.0
Primary products.....		339999-P	1.6	0.2	0.0	0.0	0.1	0.0
Mirror and picture frames and framed pictures.....		339999-E	—	1.1	0.0	0.0	0.0	—
All other miscellaneous fabricated products, incl. fire extinguishers and umbrellas.....		339999-L	2.2	0.1	0.0	-0.1	0.1	0.0
Candles, including tapers.....		339999-5	0.0	0.0	0.0	0.0	0.0	0.0
Secondary products and miscellaneous receipts.....		339999-SM						
Secondary products.....		339999-S	-3.2	-0.1	-0.1	0.2	0.5	0.1
Services industries								
Merchant wholesalers, durable goods.....	423		6.1	2.4	-0.2	-0.9	1.4	0.2
Motor vehicle and parts merchant wholesalers.....	4231		14.4	6.8	0.5	-4.1	4.0	0.6
Motor vehicle and parts merchant wholesalers.....	42310		14.4	6.8	0.5	-4.1	4.0	0.6
Motor vehicle and parts merchant wholesalers.....	423100		14.4	6.8	0.5	-4.1	4.0	0.6
Primary services.....		423100-P	14.2	7.1	0.5	-4.2	4.2	0.6
Motor vehicle and parts wholesaler services.....		423100-1	14.2	7.1	0.5	-4.2	4.2	0.6
Furniture and home furnishing merchant wholesalers.....	4232		-4.8	-4.9	-4.2	2.5	-3.3	0.0
Furniture and home furnishing merchant wholesalers.....	42320		-4.8	-4.9	-4.2	2.5	-3.3	0.0
Furniture and home furnishing merchant wholesalers.....	423200		-4.8	-4.9	-4.2	2.5	-3.3	0.0
Primary services.....		423200-P	-4.8	-4.9	-4.2	2.5	-3.3	0.0
Furniture and home furnishing wholesaler services.....		423200-1	-4.8	-4.9	-4.2	2.5	-3.3	0.0

See footnotes at end of table.

Table 12. Producer price index percentage changes for the net output of selected industries and their products, not seasonally adjusted — Continued
 [November 2023]

Title ¹	Industry code	Product code	Unadjusted 12-month percent change ²	Unadjusted 1-month percent change ²				
				Nov. 2022 to Nov. 2023 ^P	June to July	July to Aug. ^P	Aug. to Sept. ^P	Sept. to Oct. ^P
Lumber and other construction materials merchant wholesalers.....	4233		-8.5	1.3	1.2	0.0	-0.4	-1.7
Lumber and other construction materials merchant wholesalers.....	42330		-8.5	1.3	1.2	0.0	-0.4	-1.7
Lumber and other construction materials merchant wholesalers.....	423300		-8.5	1.3	1.2	0.0	-0.4	-1.7
Primary services.....		423300-P	-8.7	1.4	1.2	0.0	-0.4	-1.7
Lumber and other construction material wholesaler services.....		423300-1	-8.7	1.4	1.2	0.0	-0.4	-1.7
Other receipts.....		423300-SM	—	0.0	1.0	0.0	0.0	0.0
Professional and commercial equipment and supplies merchant wholesalers.....	4234		6.3	0.3	2.1	-1.9	1.6	0.1
Professional and commercial equipment and supplies merchant wholesalers.....	42340		6.3	0.3	2.1	-1.9	1.6	0.1
Professional and commercial equipment and supplies merchant wholesalers.....	423400		6.3	0.3	2.1	-1.9	1.6	0.1
Primary services.....		423400-P	4.7	0.6	1.9	-2.2	1.7	0.1
Professional and commercial equipment and supplies wholesaler services.....		423400-1	4.7	0.6	1.9	-2.2	1.7	0.1
Other receipts.....		423400-SM	—	-1.7	3.2	0.1	0.8	0.0
Metal and mineral (except petroleum) merchant wholesalers.....	4235		-0.6	-5.0	-6.5	-4.1	12.0	-1.2
Metal and mineral (except petroleum) merchant wholesalers.....	42350		-0.6	-5.0	-6.5	-4.1	12.0	-1.2
Metal and mineral (except petroleum) merchant wholesalers.....	423500		-0.7	-5.1	-6.5	-4.2	12.0	-1.2
Primary services.....		423500-P	-2.0	-5.2	-6.8	-4.3	12.4	-1.6
Metals and minerals wholesaler services.....		423500-1	-2.0	-5.2	-6.8	-4.3	12.4	-1.6
Household appliances and electrical and electronic goods merchant wholesalers.....	4236		8.7	3.0	-0.9	4.6	-4.2	1.5
Household appliances and electrical and electronic goods merchant wholesalers.....	42360		8.7	3.0	-0.9	4.6	-4.2	1.5
Household appliances and electrical and electronic goods merchant wholesalers.....	423600		8.8	3.0	-0.9	4.6	-4.1	1.5
Primary services.....		423600-P	10.7	2.9	-0.2	2.8	-1.1	1.7
Household appliances, electrical, and electronics wholesaler services.....		423600-1	10.7	2.9	-0.2	2.8	-1.1	1.7
Hardware, plumbing and heating equipment and supplies merchant wholesalers.....	4237		6.3	3.5	1.1	-2.4	5.1	1.4
Hardware, plumbing and heating equipment and supplies merchant wholesalers.....	42370		6.3	3.5	1.1	-2.4	5.1	1.4
Hardware, plumbing, and heating equipment and supplies merchant wholesalers.....	423700		6.2	3.5	1.0	-2.4	5.1	1.4
Primary services.....		423700-P	7.2	3.6	1.3	-2.4	5.1	1.4
Hardware, plumbing, and heating equipment and supplies wholesaler services.....		423700-1	7.2	3.6	1.3	-2.4	5.1	1.4
Machinery, equipment, and supplies merchant wholesalers.....	4238		1.9	0.9	0.3	-0.7	0.7	-0.2
Machinery, equipment, and supplies merchant wholesalers.....	42380		1.9	0.9	0.3	-0.7	0.7	-0.2
Machinery and supply merchant wholesalers.....	423800		1.9	0.9	0.3	-0.7	0.7	-0.2
Primary services.....		423800-P	0.9	1.1	0.8	-1.4	1.0	-0.3
Machinery and supply wholesaler services.....		423800-1	0.9	1.1	0.8	-1.4	1.0	-0.3
Other receipts.....		423800-SM	6.8	0.1	-2.1	2.3	-0.9	0.3
Miscellaneous durable goods merchant wholesalers (except materials recyclers).....	4239		2.1	3.6	-1.5	1.9	-0.4	-1.6
Miscellaneous durable goods merchant wholesalers (except materials recyclers).....	42390		2.1	3.6	-1.5	1.9	-0.4	-1.6
Miscellaneous durable goods, except recyclable material, merchant wholesalers.....	423900		2.2	3.6	-1.5	1.9	-0.4	-1.6
Primary services.....		423900-P	2.1	3.7	-1.5	2.0	-0.4	-1.7
Miscellaneous durable goods wholesaler services.....		423900-1	2.1	3.7	-1.5	2.0	-0.4	-1.7
Merchant wholesalers, nondurable goods.....	424		3.8	4.1	-1.0	-1.3	2.0	0.4
Paper and paper product merchant wholesalers.....	4241		1.5	0.2	1.0	0.2	-0.3	-0.1
Paper and paper product merchant wholesalers.....	42410		1.5	0.2	1.0	0.2	-0.3	-0.1
Paper and paper product merchant wholesalers.....	424100		1.4	0.2	1.0	0.2	-0.3	-0.2
Primary services.....		424100-P	0.7	0.2	1.0	0.2	-0.3	-0.2
Paper wholesaler services.....		424100-1	0.7	0.2	1.0	0.2	-0.3	-0.2
Wholesaling of paper and paper products.....		424100-11	-1.8	0.1	0.8	-0.2	-0.4	-0.2
Wholesaling of all other goods, except paper and paper products.....		424100-12	22.8	0.9	2.2	2.5	0.5	-0.2
Drugs and druggists' sundries merchant wholesalers.....	4242		-1.5	6.3	-1.9	-1.7	2.3	-2.6
Drugs and druggists' sundries merchant wholesalers.....	42420		-1.5	6.3	-1.9	-1.7	2.3	-2.6
Drugs and druggists' sundries merchant wholesalers.....	424200		-1.5	6.3	-1.9	-1.7	2.3	-2.6
Primary products.....		424200-P	-1.5	6.3	-1.9	-1.7	2.3	-2.6
Wholesaling of pharmaceuticals.....		424200-1	-7.3	10.4	-3.5	-2.8	7.0	-5.6
Wholesaling of all other goods, except pharmaceuticals.....		424200-2	5.5	1.6	0.1	-0.3	-3.5	1.4
Apparel and piece goods merchant wholesalers.....	4243		9.5	-1.9	6.0	2.7	1.2	3.1
Apparel and piece goods merchant wholesalers.....	42430		9.5	-1.9	6.0	2.7	1.2	3.1
Apparel and piece goods merchant wholesalers.....	424300		9.5	-1.9	6.0	2.7	1.2	3.1

See footnotes at end of table.

Table 12. Producer price index percentage changes for the net output of selected industries and their products, not seasonally adjusted — Continued
 [November 2023]

Title ¹	Industry code	Product code	Unadjusted 12-month percent change ²	Unadjusted 1-month percent change ²				
				Nov. 2022 to Nov. 2023 ^P	June to July	July to Aug. ^P	Aug. to Sept. ^P	Sept. to Oct. ^P
Apparel and piece goods merchant wholesalers - Continued								
Primary services.....		424300-P	9.5	-1.9	6.1	2.7	1.2	3.1
Apparel wholesaler services.....		424300-1	9.5	-1.9	6.1	2.7	1.2	3.1
Wholesaling of apparel.....		424300-11	11.8	-1.6	6.0	3.6	1.5	2.5
Grocery and related product merchant wholesalers.....	4244		2.4	6.8	-3.6	-2.3	0.7	1.5
Grocery and related product merchant wholesalers.....	42440		2.4	6.8	-3.6	-2.3	0.7	1.5
Grocery and related product merchant wholesalers.....	424400		2.4	6.8	-3.6	-2.3	0.7	1.5
Primary services.....		424400-P	2.4	6.8	-3.7	-2.3	0.7	1.5
Grocery and related product wholesaler services.....		424400-1	2.4	6.8	-3.7	-2.3	0.7	1.5
Wholesaling of fresh meat, seafood, dairy, and fruits and vegetables.....		424400-11	-0.8	2.5	-3.5	-1.7	-0.7	4.7
Wholesaling of packaged frozen and canned foods.....		424400-12	4.0	7.9	-6.9	2.3	1.4	0.0
Wholesaling of baked goods, non-alcoholic beverages, and all other groceries.....		424400-13	0.1	5.3	-2.9	-3.8	1.9	0.6
Wholesaling of all other goods, except groceries.....		424400-14	17.9	21.8	0.9	-9.2	-0.9	-0.3
Farm product raw material merchant wholesalers.....	424500		-	-1.7	12.0	-18.8	15.3	3.3
Primary services.....		424500-P	-	-1.8	12.6	-19.7	16.2	3.5
Farm product raw material wholesaler services.....		424500-1	-	-1.8	12.6	-19.7	16.2	3.5
Wholesaling of grain and field beans.....		424500-11	-	1.4	13.7	-32.8	16.8	-
Wholesaling of all other goods.....		424500-13	-	-7.8	10.2	7.7	15.4	3.5
Chemicals and allied products merchant wholesalers.....	4246		-2.6	-5.2	1.2	-1.8	4.1	-0.7
Chemicals and allied products merchant wholesalers.....	42460		-2.6	-5.2	1.2	-1.8	4.1	-0.7
Chemicals and allied products merchant wholesalers.....	424600		-2.6	-5.2	1.2	-1.8	4.1	-0.7
Primary services.....		424600-P	-2.5	-5.3	1.1	-1.9	4.2	-0.7
Wholesaling of chemicals, plastics, and allied products.....		424600-1	-2.3	-4.3	1.2	-1.9	4.6	-0.9
Wholesaling of all other goods, except chemicals, plastics, and allied products.....		424600-2	0.5	-9.6	0.6	-1.7	2.3	0.0
Petroleum and petroleum products merchant wholesalers.....	4247		2.6	5.8	-3.3	0.9	2.3	-0.8
Petroleum and petroleum products merchant wholesalers.....	42470		2.6	5.8	-3.3	0.9	2.3	-0.8
Petroleum and petroleum products merchant wholesalers.....	424700		2.6	5.8	-3.3	0.9	2.3	-0.8
Primary services.....		424700-P	2.3	5.8	-3.3	0.9	2.4	-0.8
Wholesaling of petroleum products.....		424700-1	2.7	6.1	-3.5	1.0	2.4	-0.8
Wholesaling of all other goods, except petroleum products.....		424700-2	-13.6	-4.4	5.6	-3.1	0.5	0.3
Beer, wine, and distilled alcoholic beverage merchant wholesalers.....	4248		2.6	-0.1	0.2	0.3	1.7	0.2
Beer, wine, and distilled alcoholic beverage merchant wholesalers.....	42480		2.6	-0.1	0.2	0.3	1.7	0.2
Beer, wine, and distilled alcoholic beverage merchant wholesalers.....	424800		2.6	-0.1	0.2	0.3	1.7	0.2
Primary services.....		424800-P	2.6	-0.1	0.2	0.3	1.7	0.2
Alcoholic beverage wholesaler services.....		424800-1	2.6	-0.1	0.2	0.3	1.7	0.2
Wholesaling of beer, wine, and distilled alcoholic beverages.....		424800-11	2.6	-0.1	0.2	0.3	1.8	0.2
Wholesaling of all other goods, except alcoholic beverages.....		424800-12	2.3	-0.2	1.1	1.0	-0.2	-0.6
Miscellaneous nondurable goods merchant wholesalers.....	4249		24.0	2.8	4.0	0.7	-0.1	5.8
Miscellaneous nondurable goods merchant wholesalers.....	42490		24.0	2.8	4.0	0.7	-0.1	5.8
Miscellaneous nondurable goods merchant wholesalers.....	424900		24.0	2.8	4.0	0.7	-0.1	5.8
Primary services.....		424900-P	23.7	2.6	4.0	0.7	-0.1	5.9
Miscellaneous nondurable good wholesaler services.....		424900-1	23.7	2.6	4.0	0.7	-0.1	5.9
Material recyclers.....	429930		11.6	-1.5	1.1	1.2	-1.8	4.4
Primary products.....		429930-P	13.9	-2.1	0.9	1.4	-1.7	5.4
Ferrous metal scrap.....		429930-1	14.6	-3.0	0.9	0.7	-3.0	6.1
Carbon steel scrap.....		429930-11	16.5	-3.5	1.1	0.6	-3.0	6.9
Carbon steel scrap bundles.....		429930-112	22.5	-4.8	0.1	-11.6	0.0	8.3
Shredded carbon steel scrap.....		429930-113	14.5	-4.7	-0.1	0.8	-4.6	8.5
Cut plate and structural scrap.....		429930-114	18.3	-0.7	2.9	0.7	-2.0	4.6
Stainless and alloy steel scrap.....		429930-12	3.5	3.3	0.5	0.9	-4.3	-1.7
Cast iron scrap.....		429930-13	-	-	-	-	-0.9	-
Nonferrous metal scrap.....		429930-2	-8.6	-2.8	0.3	-1.4	-1.7	-0.1
Copper base scrap.....		429930-21	-1.2	-0.3	-1.1	-0.6	-3.5	1.4
No 1 copper wire, heavy.....		429930-211	-4.5	-1.3	-0.9	0.1	-4.6	1.2
No 2 copper wire, mixed.....		429930-212	-2.6	0.2	-0.9	-2.2	-3.3	1.5
Yellow brass scrap.....		429930-213	-	1.6	-2.0	-1.3	-0.6	-
Used beverage can scrap.....		429930-223	-12.0	-7.0	1.7	-5.5	-0.2	0.6
Other nonferrous scrap (including lead, zinc and precious metals).....		429930-23	-33.2	-7.1	1.4	-2.2	-1.6	-5.7
Recyclable paper.....		429930-3	75.7	-0.4	2.3	10.0	11.3	8.0

See footnotes at end of table.

Table 12. Producer price index percentage changes for the net output of selected industries and their products, not seasonally adjusted — Continued
 [November 2023]

Title ¹	Industry code	Product code	Unadjusted 12-month percent change ²	Unadjusted 1-month percent change ²				
				Nov. 2022 to Nov. 2023 ^P	June to July	July to Aug. ^P	Aug. to Sept. ^P	Sept. to Oct. ^P
Material recyclers - Continued								
News and other low grade recyclable paper.....		429930-31	1.9	-1.4	-7.7	9.2	7.8	0.4
Corrugated recyclable paper.....		429930-33	—	2.0	6.0	8.5	13.0	—
High grade recyclable paper (including pulp substitutes and deinking).....		429930-34	-10.6	-6.2	-4.0	14.7	7.8	-1.3
Recyclable materials, excluding metals and paper.....		429930-4	—	7.2	-0.6	-0.3	-7.6	—
Recyclable plastics.....		429930-42	—	0.4	-5.5	-2.9	0.6	—
Other receipts.....		429930-SM1						
Motor vehicle and parts dealers.....	441		-14.2	-1.0	0.0	-0.3	-2.9	-1.3
Automobile dealers.....	4411		-19.7	-0.8	0.1	-0.8	-3.8	-2.6
New car dealers.....	44111		-19.7	-0.8	0.1	-0.8	-3.8	-2.6
New car dealers.....	441110		-21.1	-1.0	0.6	-1.0	-4.2	-2.9
Primary services.....		441110-P	-23.8	-1.5	1.7	-1.6	-4.9	-3.6
Vehicle sales.....		441110-1	-34.3	-1.8	-0.6	-1.4	-6.7	-5.0
New vehicle sales.....		441110-101	-37.4	-0.9	-1.0	-1.3	-6.9	-5.9
Used vehicle sales.....		441110-102	-13.1	-7.1	1.9	-1.7	-5.6	0.0
Service labor and parts.....		441110-2	9.9	-0.4	8.8	-2.2	0.2	0.3
Other receipts.....		441110-SM	-7.9	0.9	-3.7	1.4	-1.0	0.0
Recreational vehicle dealers.....	44121		0.6	1.3	-5.2	-2.6	-0.3	-1.1
Recreational vehicle dealers.....	441210		0.6	1.3	-5.2	-2.6	-0.3	-1.1
Primary services.....		441210-P	-0.5	1.2	-5.7	-2.8	-1.0	-1.1
Recreational vehicle dealer services.....		441210-1	-0.5	1.2	-5.7	-2.8	-1.0	-1.1
Boat dealers.....	441222		-18.3	-11.1	-0.2	2.0	-0.9	-0.1
Primary services.....		441222-P	-20.5	-12.3	-0.2	1.9	-1.3	-0.1
Boat dealer services.....		441222-1	-20.5	-12.3	-0.2	1.9	-1.3	-0.1
Other receipts.....		441222-SM3	—	1.5	—	—	—	—
Automotive parts, accessories and tire retailers.....	4413		6.3	0.0	0.4	1.1	-0.7	2.5
Automotive parts and accessories retailers.....	44133		8.8	0.1	0.5	1.4	-0.7	3.6
Automotive parts and accessories retailers.....	441330		8.8	0.1	0.5	1.4	-0.7	3.6
Primary services.....		441330-P	8.8	0.1	0.5	1.4	-0.7	3.6
Automotive parts and accessories store services, in-store retailing.....		441330-A	8.8	0.1	0.5	1.4	-0.7	3.6
Tire dealers.....	44134		1.4	-0.2	0.3	0.5	-0.6	0.5
Tire dealers.....	441340		1.4	-0.2	0.3	0.5	-0.6	0.5
Primary services.....		441340-P	1.4	-0.2	0.3	0.5	-0.6	0.5
Tire dealer services, in-store retailing.....		441340-A	1.4	-0.2	0.3	0.5	-0.6	0.5
Building material & garden supply retailers.....	444		-1.4	1.9	-1.4	0.4	0.0	-1.7
Building material and supplies dealers.....	4441		-1.2	1.8	-1.8	0.3	-0.1	-0.6
Building material and supplies dealers.....	44410		-1.2	1.8	-1.8	0.3	-0.1	-0.6
Building materials and supplies dealers.....	444100		-1.2	1.8	-1.8	0.3	-0.1	-0.6
Primary services.....		444100-P	-1.2	1.8	-1.8	0.3	-0.1	-0.6
Building materials and supplies dealer services, in-store retailing.....		444100-A	-7.4	2.5	-2.5	0.4	0.4	-0.8
Retailing of building materials, paint, and hardware.....		444100-A1	-9.3	2.8	-3.2	0.8	0.5	-0.8
Retailing of all other goods.....		444100-A2	-0.4	1.2	0.3	-0.9	0.1	-0.6
Lawn and garden equip and supplies retailers.....	4442		-0.3	2.0	0.8	0.6	0.4	-6.6
Nursery, garden, and farm supply retailers.....	44424		-0.3	2.0	0.8	0.6	0.4	-6.6
Nursery, garden, and farm supply retailers.....	444240		-0.3	2.0	0.8	0.6	0.4	-6.6
Primary services.....		444240-P	-0.3	2.0	0.8	0.6	0.4	-6.6
Nursery, garden center, and farm supply store services, in-store retailing.....		444240-A	-0.3	2.0	0.8	0.6	0.4	-6.6
Food and beverage retailers.....	445		4.9	-1.4	1.9	0.4	0.4	0.0
Grocery retailers.....	4451		5.5	-1.6	2.2	0.3	0.1	0.0
Grocery (except convenience) retailers.....	44511		5.5	-1.6	2.2	0.3	0.1	0.0
Supermarkets and other grocery stores.....	445110		5.5	-1.6	2.2	0.3	0.1	0.0
Primary services.....		445110-P	5.5	-1.6	2.2	0.3	0.1	0.0
Supermarket and other grocery store services.....		445110-3	5.5	-1.6	2.2	0.3	0.1	0.0
Retailing of food and beverage products.....		445110-32	5.3	-1.5	2.4	0.2	-0.1	0.5
Retailing of fresh meats.....		445110-321	13.4	1.8	7.8	0.2	-5.5	5.2
Retailing of fresh fruits and vegetables.....		445110-322	2.1	0.8	1.6	0.8	-2.5	-3.2
Retailing of bakery products.....		445110-323	6.2	2.7	-0.7	1.8	-1.7	3.8

See footnotes at end of table.

Table 12. Producer price index percentage changes for the net output of selected industries and their products, not seasonally adjusted — Continued
 [November 2023]

Title ¹	Industry code	Product code	Unadjusted 12-month percent change ²	Unadjusted 1-month percent change ²				
			Nov. 2022 to Nov. 2023 ^P	June to July	July to Aug. ^P	Aug. to Sept. ^P	Sept. to Oct. ^P	Oct. to Nov. ^P
Supermarkets and other grocery stores - Continued								
Retailing of dairy products.....		445110-324	0.7	1.2	-2.9	-3.3	-1.8	9.5
Retailing of deli products.....		445110-325	1.2	1.0	-0.4	-0.1	2.0	-1.9
Retailing of frozen food products.....		445110-326	-5.9	-0.9	0.6	1.7	0.6	-7.3
Retailing of alcoholic beverages.....		445110-327	-2.6	-3.9	3.0	-0.6	4.3	-3.2
Retailing of all other food and beverage products.....		445110-328	9.1	-4.9	2.8	0.5	2.5	0.3
Retailing of nonfood products.....		445110-33	5.8	-1.8	1.1	1.2	1.2	-2.8
Retailing of cleaning and paper products.....		445110-331	4.4	-8.6	8.3	-0.1	0.0	-4.3
Retailing of health and beauty products.....		445110-332	7.7	-0.4	0.8	0.1	2.5	-1.5
Retailing of all other nonfood products.....		445110-333	3.9	-0.3	-1.4	2.9	0.5	-3.5
Specialty food retailers.....	4452		5.5	-0.6	1.8	0.9	4.8	0.2
Specialty food retailers.....	445200		5.5	-0.6	1.8	0.9	4.8	0.2
Primary services.....		445200-P	5.5	-0.6	1.8	0.9	4.9	0.2
Specialty food retailer services, in-store retailing.....		445200-A	5.5	-0.6	1.8	0.9	4.9	0.2
Beer, wine, and liquor retailers.....	4453		0.8	-0.8	-0.2	0.2	0.1	0.3
Beer, wine, and liquor retailers.....	44532		0.8	-0.8	-0.2	0.2	0.1	0.3
Beer, wine, and liquor retailers.....	445320		0.8	-0.8	-0.2	0.2	0.1	0.3
Primary services.....		445320-P	0.8	-0.8	-0.2	0.2	0.1	0.3
Beer, wine, and liquor retailer services, in-store retailing.....		445320-A	0.8	-0.8	-0.2	0.2	0.1	0.3
Retailing of beer, wine, and liquor.....		445320-A1	-1.5	-0.9	-1.6	0.3	0.2	0.2
Retailing of all other goods and sales of prepared foods.....		445320-A2	15.2	-0.1	7.9	0.0	-0.4	0.9
Furniture, home furnishings, electronics, and appliance retailers.....	449		-	-0.9	-0.5	0.4	1.7	-1.1
Furniture and Home Furnishings Retailers.....	4491		-	-1.3	0.2	-0.2	0.4	2.6
Furniture retailers.....	44911		6.2	-1.2	0.3	-0.1	-0.4	3.2
Furniture retailers.....	449110		6.2	-1.2	0.3	-0.1	-0.4	3.2
Primary services.....		449110-P	6.6	-1.2	0.3	-0.2	-0.3	3.3
Furniture retailer services, in-store retailing.....		449110-A	6.6	-1.2	0.3	-0.2	-0.3	3.3
Other receipts.....		449110-SM	-	-0.3	-0.5	1.3	-2.3	0.5
Floor covering retailers.....	44912		-0.9	-1.7	0.1	-0.3	2.6	0.9
Floor covering retailers.....	449121		-0.9	-1.7	0.1	-0.3	2.6	0.9
Primary services.....		449121-P	-0.9	-1.7	0.1	-0.3	2.6	0.9
Floor covering retailer services, in-store retailing.....		449121-A	-0.9	-1.7	0.1	-0.3	2.6	0.9
Electronics and appliance retailers.....	4492		-4.0	0.0	-1.9	1.5	4.1	-7.7
Electronics and appliance retailers.....	44921		-4.0	0.0	-1.9	1.5	4.1	-7.7
Electronics and appliance retailers.....	449210		-4.1	0.0	-1.9	1.5	4.1	-7.7
Primary products.....		449210-P	-4.5	0.0	-1.9	1.5	4.1	-7.7
Electronics and appliance retailers services, in-store retailing.....		449210-A	-1.8	-0.2	-1.6	-1.1	5.8	-11.4
Retailing of entertainment and communication products.....		449210-A1	9.2	3.6	-6.9	6.4	7.3	-12.9
Retailing of computers, hardware, software, and supplies.....		449210-A2	-9.8	-2.1	-0.6	-2.0	4.0	-4.0
Retailing of major household appliances.....		449210-A3	6.7	-0.6	0.8	0.6	-2.9	0.4
Retailing of all other goods.....		449210-A4	-16.1	-2.9	5.1	-10.5	6.1	-20.0
Electronic and appliance retailers services, online retailing.....		449210-B	-	0.3	-2.3	7.0	0.9	-0.2
General merchandise retailers.....	455		-2.6	-1.2	-0.6	0.1	0.2	-2.3
Department stores.....	4551		3.7	-2.2	-1.7	4.7	-2.1	-5.5
Department stores.....	45511		3.7	-2.2	-1.7	4.7	-2.1	-5.5
Department stores.....	455110		3.7	-2.2	-1.7	4.7	-2.1	-5.5
Primary services.....		455110-P	3.7	-2.2	-1.7	4.7	-2.1	-5.5
Department store services, in-store retailing.....		455110-A	3.5	1.0	-1.5	2.4	-2.6	-2.3
Department store services, online retailing.....		455110-B	-	-8.5	-2.2	9.6	-1.3	-11.9
Other general merchandise retailers.....	4552		-3.9	-1.1	-0.4	-0.6	0.6	-1.8
Other general merchandise retailers.....	45521		-3.9	-1.1	-0.4	-0.6	0.6	-1.8
Warehouse clubs, supercenters, and other general merchandise retailers.....	455210		-3.9	-1.1	-0.4	-0.6	0.6	-1.8
Primary services.....		455210-P	-4.0	-1.1	-0.4	-0.6	0.6	-1.8
Warehouse clubs, supercenters, and other general merch. retailer services, in-store retailing.....		455210-A	-0.3	-2.0	-0.7	-1.1	1.1	-3.4
Warehouse clubs and supercenters.....		455210-A1	-0.3	-2.3	-0.8	-1.3	1.3	-3.8
All other general merchandise stores.....		455210-A2	-0.2	0.4	0.3	0.0	0.0	0.0
Health and personal care retailers.....	456		1.1	-0.8	1.5	-0.7	-0.1	0.0

See footnotes at end of table.

Table 12. Producer price index percentage changes for the net output of selected industries and their products, not seasonally adjusted — Continued
 [November 2023]

Title ¹	Industry code	Product code	Unadjusted 12-month percent change ²	Unadjusted 1-month percent change ²				
				Nov. 2022 to Nov. 2023 ^P	June to July	July to Aug. ^P	Aug. to Sept. ^P	Sept. to Oct. ^P
Health and personal care retailers.....	4561		1.1	-0.8	1.5	-0.7	-0.1	0.0
Pharmacies and drug retailers.....	45611		1.1	-0.5	1.5	-0.9	-0.1	-0.1
Pharmacies and drug retailers.....	456110		1.1	-0.5	1.5	-0.9	-0.1	-0.1
Primary services.....		456110-P	1.1	-0.5	1.5	-0.9	-0.1	-0.1
Pharmacy and drug retailer services, in-store retailing.....		456110-A	-1.1	-0.8	0.4	-1.5	0.8	-0.1
Retailing of prescription drugs.....		456110-A1	-5.5	-1.7	-0.1	-3.3	1.7	-0.2
Retailing of over-the-counter drugs and all other goods.....		456110-A2	11.7	1.8	1.8	3.2	-1.7	0.0
Retailing of over-the-counter drugs.....		456110-A21	27.9	0.3	5.3	11.5	-6.9	0.0
Retailing of all other goods.....		456110-A22	6.7	2.4	0.7	0.3	0.4	0.0
Optical goods retailers.....	45613		-1.6	-3.9	1.3	1.4	-0.1	0.0
Optical goods retailers.....	456130		-1.5	-3.8	1.2	1.4	-0.1	0.0
Primary services.....		456130-P	-1.8	-4.4	1.4	1.6	-0.1	0.0
Optical goods retailer services, in-store retailing.....		456130-A	-1.8	-4.4	1.4	1.6	-0.1	0.0
Food (health) supplement retailers.....	456191		0.0	-3.4	1.0	-0.2	0.9	0.6
Primary services.....		456191-P	0.0	-3.4	1.0	-0.2	0.9	0.6
Food (health) supplement store services, in-store retailing.....		456191-A	0.0	-3.4	1.0	-0.2	0.9	0.6
Gasoline Stations and Fuel Dealers.....	457		-	-6.7	3.5	-2.7	11.8	-4.2
Gasoline stations.....	4571		-2.4	-6.4	4.7	-1.7	12.1	-5.7
Gasoline stations.....	45710		-2.4	-6.4	4.7	-1.7	12.1	-5.7
Gasoline stations.....	457100		-2.4	-6.4	4.7	-1.7	12.1	-5.7
Primary products.....		457100-P	-1.9	-6.5	4.8	-1.7	12.5	-5.9
Gasoline station services.....		457100-1	-1.9	-6.5	4.8	-1.7	12.5	-5.9
Retailing of automotive fuels and lubricants.....		457100-11	-6.5	-8.9	7.1	-3.3	20.0	-6.8
Retailing of all other goods, sales of prepared foods, and repair services.....		457100-12	9.7	-1.8	0.7	1.2	-1.2	-3.8
Fuel dealers.....	4572		-0.5	-8.2	-3.8	-9.0	9.5	6.7
Fuel dealers.....	45721		-0.5	-8.2	-3.8	-9.0	9.5	6.7
Fuel dealers.....	457210		-0.5	-8.2	-3.8	-9.0	9.5	6.7
Primary services.....		457210-P	-0.7	-8.3	-3.8	-9.2	9.7	6.7
Fuel dealer services.....		457210-1	-0.7	-8.3	-3.8	-9.2	9.7	6.7
Clothing and clothing accessories retailers.....	458		7.6	-4.1	6.6	8.7	0.3	-0.8
Clothing retailers.....	4581		10.8	-4.0	1.3	16.6	2.4	-1.3
Clothing retailers.....	45811		10.8	-4.0	1.3	16.6	2.4	-1.3
Clothing and clothing accessories retailers.....	458110		10.8	-4.0	1.3	16.6	2.4	-1.3
Primary services.....		458110-P	10.8	-4.0	1.3	16.6	2.4	-1.3
Clothing and clothing accessories retailer services, in-store retailing.....		458110-A	8.7	-2.8	0.6	16.7	3.1	-1.7
Retailing of apparel.....		458110-A1	8.1	-2.6	1.2	15.2	2.9	-3.2
Retailing of men's apparel.....		458110-A11	5.6	0.4	5.1	5.3	-0.3	-5.4
Retailing of women's apparel.....		458110-A12	7.7	-5.1	-2.5	20.7	2.7	-2.3
Retailing of children's apparel.....		458110-A13	13.5	2.8	9.0	15.1	10.7	-2.8
Retailing of all other goods.....		458110-A2	10.0	-3.2	-1.0	20.9	3.6	2.1
Shoe retailers.....	4582		-4.0	-8.6	30.9	-4.5	-8.9	-0.6
Shoe retailers.....	45821		-4.0	-8.6	30.9	-4.5	-8.9	-0.6
Shoe retailers.....	458210		-4.0	-8.6	30.9	-4.5	-8.9	-0.6
Primary services.....		458210-P	-4.0	-8.6	30.9	-4.5	-8.9	-0.6
Shoe retailer services, in-store retailing.....		458210-A	-4.0	-8.6	30.9	-4.5	-8.9	-0.6
Jewelry retailers.....	4583		6.4	0.7	1.0	-0.9	2.7	0.8
Jewelry retailers.....	45831		6.4	0.7	1.0	-0.9	2.7	0.8
Jewelry retailers.....	458310		6.4	0.7	1.0	-0.9	2.7	0.8
Primary services.....		458310-P	6.4	0.7	1.0	-0.9	2.7	0.8
Jewelry retailer services, in-store retailing.....		458310-A	9.2	0.8	1.3	-1.1	3.3	-0.1
Sporting goods and hobby retailers.....	4591		-3.0	5.7	-0.5	-5.2	7.6	-4.7
Sporting goods retailers.....	45911		-3.7	8.2	-1.2	-7.0	10.8	-6.4
Sporting goods retailers.....	459110		-3.7	8.2	-1.2	-7.0	10.8	-6.4
Primary services.....		459110-P	-3.6	8.4	-1.2	-7.1	11.0	-6.5
Sporting goods store services, in-store retailing.....		459110-A	-2.7	11.2	-1.5	-9.3	14.7	-8.4
Retailing of sporting goods.....		459110-A1	-2.1	3.1	2.0	-4.4	4.8	-6.8

See footnotes at end of table.

Table 12. Producer price index percentage changes for the net output of selected industries and their products, not seasonally adjusted — Continued
 [November 2023]

Title ¹	Industry code	Product code	Unadjusted 12-month percent change ²	Unadjusted 1-month percent change ²				
				Nov. 2022 to Nov. 2023 ^P	June to July	July to Aug. ^P	Aug. to Sept. ^P	Sept. to Oct. ^P
Hobby, toy, and game retailers.....	45912		-0.5	-1.0	1.7	0.0	-1.1	0.2
Hobby, toy, and game retailers.....	459120		-0.5	-1.0	1.7	0.0	-1.1	0.2
Primary services.....		459120-P	-0.5	-1.0	1.7	0.0	-1.1	0.2
Hobby, toy, and game store services, in-store retailing.....		459120-A	0.0	0.1	0.0	-0.1	0.0	0.0
Retailing of hobby and craft goods, toys, and games (including video games).....		459120-A1	0.0	0.1	0.0	0.0	0.0	0.0
Retailing of all other goods.....		459120-A2	-0.2	0.0	0.0	-0.2	0.0	0.0
Book retailers and news dealers.....	4592		-2.6	1.5	-0.9	0.4	-0.3	0.0
Book retailers and news dealers.....	45921		-2.6	1.5	-0.9	0.4	-0.3	0.0
Book retailers and news dealers.....	459210		-2.6	1.5	-0.9	0.4	-0.3	0.0
Primary services.....		459210-P	-2.6	1.5	-0.9	0.4	-0.3	0.0
Book retailer and news dealer services, in-store retailing.....		459210-A	-1.1	2.0	-1.2	0.5	-0.4	0.1
Retailing of books.....		459210-A1	-1.2	2.8	-1.8	0.7	-0.6	0.1
Retailing of all other goods.....		459210-A2	-1.4	0.0	0.6	0.0	0.0	0.0
Office supplies, stationery, and gift retailers.....	4594		-8.0	-4.8	-0.4	0.0	0.5	0.4
Office supplies, stationery, and gift retailers.....	45940		-8.0	-4.8	-0.4	0.0	0.5	0.4
Office supplies, stationery, and gift retailers.....	459400		-8.0	-4.8	-0.4	0.0	0.5	0.4
Primary services.....		459400-P	-8.0	-4.8	-0.4	0.0	0.5	0.4
Office supplies, stationery, and gift retailer services, in-store retailing.....		459400-A	3.1	-2.1	-0.6	0.0	0.7	0.6
Air transportation.....	481		1.4	0.4	-4.4	-4.6	6.3	-1.5
Scheduled air transportation.....	4811		1.2	0.4	-4.9	-5.2	6.9	-1.7
Scheduled air transportation.....	48111		1.2	0.4	-4.9	-5.2	6.9	-1.7
Scheduled passenger air transportation.....	481111		1.2	0.3	-5.1	-5.4	7.0	-1.7
Primary services.....		481111-P	1.2	0.3	-5.1	-5.4	7.0	-1.7
Domestic.....		481111-1	6.7	-1.8	-4.4	-0.9	8.5	-1.2
Domestic first class, including business.....		481111-101	16.0	-3.5	-2.8	4.4	8.7	2.7
Domestic coach.....		481111-102	5.7	-1.7	-4.5	-1.4	8.4	-1.5
International.....		481111-2	-12.5	5.7	-6.7	-15.9	3.1	-3.3
International first class, including business.....		481111-201	6.8	-2.9	-10.5	7.8	4.8	-10.2
International coach.....		481111-202	-14.4	6.6	-6.3	-18.1	2.9	-2.4
Scheduled freight air transportation.....	481112		-0.2	1.7	0.7	1.4	4.3	-0.3
Primary services.....		481112-P	-6.6	0.0	0.1	-0.1	2.0	2.3
Scheduled freight air transportation services.....		481112-1	-6.2	0.0	0.8	-0.2	2.1	2.5
Domestic scheduled freight air transportation services.....		481112-101	0.6	3.8	1.8	-2.3	2.7	-3.7
International scheduled freight air transportation services.....		481112-102	-11.0	-3.3	-0.2	1.9	1.6	8.1
Scheduled mail air transportation services.....		481112-2	-12.9	-0.2	-10.2	0.6	0.4	-0.2
Nonscheduled air transportation.....	4812		3.3	0.6	-0.2	1.0	0.7	0.1
Nonscheduled air transportation.....	48121		3.3	0.6	-0.2	1.0	0.7	0.1
Nonscheduled air passenger chartering.....	481211		5.0	0.5	-0.3	0.6	0.6	0.2
Primary services.....		481211-P	5.6	0.6	-0.3	0.6	0.7	0.2
Domestic nonscheduled air passenger services.....		481211-1	5.4	0.7	-0.4	0.8	0.9	0.3
International nonscheduled air passenger services.....		481211-2	6.5	0.0	0.1	0.0	0.0	0.0
Nonscheduled air freight chartering.....	481212		-0.5	1.0	0.0	2.0	0.7	-0.1
Primary services.....		481212-P	-0.6	1.1	0.0	2.1	0.8	-0.1
Domestic nonscheduled air freight services.....		481212-1	0.3	0.5	0.0	0.0	0.0	-0.2
International nonscheduled air freight services.....		481212-2	2.5	2.2	-0.1	6.2	2.2	0.0
Rail transportation.....	482		1.0	-0.1	0.4	0.7	1.2	0.4
Rail transportation.....	4821		1.0	-0.1	0.4	0.7	1.2	0.4
Rail transportation.....	48211		1.0	-0.1	0.4	0.7	1.2	0.4
Line-haul railroads.....	482111		1.0	-0.1	0.4	0.7	1.2	0.4
Primary services.....		482111-P	1.0	-0.1	0.4	0.7	1.2	0.4
Freight rail transportation.....		482111-4	1.1	-0.1	0.4	0.7	1.2	0.4
Carload freight rail transportation.....		482111-411	3.7	0.0	0.0	0.3	1.3	0.4
Intermodal freight rail transportation.....		482111-412	-8.5	-0.3	2.3	2.2	0.9	0.3
Passenger rail transportation.....		482111-5	0.0	0.0	0.0	0.0	0.0	0.0
Coach service class.....		482111-506	0.0	0.0	0.0	0.0	0.0	0.0
All other service classes.....		482111-507	0.0	0.0	0.0	0.0	0.0	0.0
Water transportation.....	483		-2.4	2.5	2.5	-0.9	-2.3	0.3
Deep sea freight transportation.....	483111		-10.1	6.1	3.6	-4.5	-5.5	1.6

See footnotes at end of table.

Table 12. Producer price index percentage changes for the net output of selected industries and their products, not seasonally adjusted — Continued
 [November 2023]

Title ¹	Industry code	Product code	Unadjusted 12-month percent change ²	Unadjusted 1-month percent change ²				
				Nov. 2022 to Nov. 2023 ^P	June to July	July to Aug. ^P	Aug. to Sept. ^P	Sept. to Oct. ^P
Deep sea freight transportation - Continued								
Primary services.....		483111-P	-10.1	6.1	3.6	-4.5	-5.5	1.6
Deep sea freight transportation services.....		483111-5	-10.1	6.1	3.6	-4.5	-5.5	1.6
Coastal and Great Lakes freight transport.....	483113		2.1	0.0	2.0	2.0	-0.1	-0.8
Primary services.....		483113-P	1.9	0.0	2.1	2.0	-0.2	-0.8
Coastal and intercoastal freight transportation.....		483113-1	4.2	0.0	3.0	2.4	-0.6	-0.6
Great Lakes - St. Lawrence Seaway freight transportation.....		483113-2	-5.1	-0.2	1.8	2.0	0.3	-0.6
Coastal and intercoastal towing transportation.....		483113-3	-0.8	0.0	-0.3	0.7	0.9	-1.3
Inland water transportation.....	4832		12.1	0.0	0.1	1.3	0.8	0.1
Inland water transportation.....	48321		12.1	0.0	0.1	1.3	0.8	0.1
Inland water freight transportation.....	483211		12.1	0.0	0.1	1.3	0.8	0.1
Primary services.....		483211-P	12.4	0.0	0.1	1.3	0.8	0.1
Inland water freight transportation services.....		483211-3	12.4	0.0	0.1	1.3	0.8	0.1
Truck transportation.....	484		-5.8	-2.7	-0.8	2.5	0.9	-0.7
General freight trucking.....	4841		-6.5	-3.5	-1.3	3.4	1.4	-0.8
General freight trucking, local.....	48411		-14.2	0.4	-2.9	2.0	0.6	-1.1
General freight trucking, local.....	484110		-14.1	0.4	-2.9	2.0	0.6	-1.1
Primary services.....		484110-P	-18.0	0.8	0.2	0.6	0.1	-0.2
General freight trucking services, local.....		484110-1	-18.0	0.8	0.2	0.6	0.1	-0.2
General freight trucking, local, truckload.....		484110-15	-24.8	1.2	0.1	0.6	0.1	0.0
General freight trucking, local, less than truckload.....		484110-16	0.4	0.0	0.4	0.6	0.0	-0.6
General freight trucking, long-distance.....	48412		-4.6	-4.5	-0.9	3.8	1.6	-0.8
General freight trucking, long-distance TL.....	484121		-5.8	-6.2	-3.0	5.0	2.0	-0.5
Primary services.....		484121-P	-15.3	0.4	-0.3	1.9	1.2	-0.4
General freight trucking, long-distance, truckload.....		484121-2	-15.3	0.4	-0.3	1.9	1.2	-0.4
General freight trucking, long-distance LTL.....	484122		-0.6	0.0	4.4	0.9	0.6	-1.4
Primary services.....		484122-P	-0.6	0.0	4.4	0.9	0.6	-1.4
General freight trucking, long-distance less than truckload.....		484122-1	-0.6	0.0	4.4	0.9	0.6	-1.4
Specialized freight trucking.....	4842		-3.2	-0.1	0.9	-0.1	-0.4	-0.4
Used household and office goods moving.....	48421		-0.5	-1.2	-1.4	-0.8	-1.0	-0.4
Used household and office goods moving.....	484210		-0.5	-1.2	-1.4	-0.8	-1.0	-0.4
Primary services.....		484210-P	-0.5	-1.2	-1.4	-0.8	-1.0	-0.4
Used household and office goods moving, except local.....		484210-2	-0.3	-1.8	-2.1	2.7	-1.4	-0.6
Residential moving services, except local.....		484210-21	0.3	-2.0	-2.5	2.7	-1.7	-0.6
Commercial and other goods moving services, except local.....		484210-22	-4.1	0.0	0.0	2.3	0.6	-1.1
Used household and office goods moving, local.....		484210-4	-0.9	0.0	0.0	-7.2	0.0	0.0
Residential moving services, local.....		484210-41	-1.7	0.0	0.0	-8.3	0.0	0.0
Commercial and other goods moving services, local.....		484210-42	3.8	0.0	0.0	-1.0	0.0	0.0
Specialized freight (except used) trucking, local.....	48422		-1.6	0.3	0.7	-0.7	0.1	-0.3
Specialized freight (except used goods) trucking, local.....	484220		-1.6	0.3	0.7	-0.7	0.1	-0.3
Primary services.....		484220-P	-0.7	0.3	0.9	0.3	0.2	-0.3
Specialized freight (except used goods) trucking, local.....		484220-6	-0.7	0.3	0.9	0.3	0.2	-0.3
Local hazardous materials trucking (except waste).....		484220-601	-6.5	-0.5	3.5	1.8	0.0	-2.0
Local agricultural products trucking without storage.....		484220-602	-2.9	0.1	2.4	0.0	0.0	0.0
Dump trucking.....		484220-603	0.8	0.5	0.0	0.0	0.0	0.0
Local specialized trucking without storage.....		484220-604	2.0	0.8	0.0	0.0	0.7	0.0
Specialized freight (except used) trucking, long-distance.....	48423		-6.0	-0.1	2.0	0.8	-0.7	-0.6
Specialized freight (except used goods) trucking, long-distance.....	484230		-6.0	-0.1	2.0	0.8	-0.7	-0.6
Primary services.....		484230-P	-6.4	-0.1	2.2	0.9	-0.8	-0.7
Specialized freight (except used goods) trucking, long-distance.....		484230-6	-6.4	-0.1	2.2	0.9	-0.8	-0.7
Agricultural products trucking, long-distance.....		484230-602	7.8	-1.1	8.8	2.8	1.1	-1.2
All other specialized trucking, long-distance.....		484230-603	-8.4	0.1	1.3	0.6	-1.1	-0.6
Pipeline Transportation.....	486		2.4	3.8	0.1	-0.2	-0.2	-0.1
Pipeline transportation of crude oil.....	4861		5.4	8.4	0.4	0.0	0.0	0.0
Pipeline transportation of crude oil.....	48611		5.4	8.4	0.4	0.0	0.0	0.0
Pipeline transportation of crude oil.....	486110		5.4	8.4	0.4	0.0	0.0	0.0
Primary services.....		486110-P	5.0	8.1	0.4	0.0	0.0	0.0

See footnotes at end of table.

Table 12. Producer price index percentage changes for the net output of selected industries and their products, not seasonally adjusted — Continued
 [November 2023]

Title ¹	Industry code	Product code	Unadjusted 12-month percent change ²	Unadjusted 1-month percent change ²					
				Nov. 2022 to Nov. 2023 ^P	June to July	July to Aug. ^P	Aug. to Sept. ^P	Sept. to Oct. ^P	Oct. to Nov. ^P
Pipeline transportation of crude oil - Continued									
Pipeline transportation of crude oil.....		486110-3	5.0	8.1	0.4	0.0	0.0	0.0	0.0
Trans-Alaskan Pipeline System transportation.....		486110-311	9.2	9.5	0.0	0.0	0.0	0.0	0.0
Pipeline transportation of crude petroleum, except on the Trans-Alaskan Pipeline System.....		486110-312	4.7	8.1	0.5	0.0	0.0	0.0	0.0
Pipeline transportation of natural gas.....	4862		-2.9	0.0	0.0	-0.3	-0.4	-0.3	
Pipeline transportation of natural gas.....	48621		-2.9	0.0	0.0	-0.3	-0.4	-0.3	
Pipeline transportation of natural gas.....	486210		-2.9	0.0	0.0	-0.3	-0.4	-0.3	
Primary services.....		486210-P	-2.9	0.0	0.0	-0.3	-0.4	-0.3	
Pipeline transportation of natural gas services.....		486210-1	-2.9	0.0	0.0	-0.3	-0.4	-0.3	
Other pipeline transportation.....	4869		11.4	10.1	0.0	0.1	0.0	0.2	
Pipeline transportation of refined petroleum products.....	48691		11.4	10.1	0.0	0.1	0.0	0.2	
Refined petroleum product pipeline transport.....	486910		11.4	10.1	0.0	0.1	0.0	0.2	
Primary services.....		486910-P	11.4	10.1	0.0	0.1	0.0	0.2	
Pipeline transportation of refined petroleum products.....		486910-1	11.4	10.1	0.0	0.1	0.0	0.2	
Transportation support activities.....	488		-3.9	0.4	-3.5	0.6	1.2	0.0	
Air transportation support activities.....	4881		9.3	2.7	0.3	-0.8	1.3	0.1	
Airport operations.....	48811		10.2	4.2	0.0	-3.4	2.0	0.3	
Other airport operations.....	488119		10.2	4.2	0.0	-3.4	2.0	0.3	
Primary services.....		488119-P	10.2	4.2	0.0	-3.4	2.0	0.3	
Aeronautical services.....		488119-5	8.5	2.1	0.6	-0.4	2.4	0.7	
Landing fees.....		488119-501	8.8	0.3	-0.4	0.0	3.4	0.0	
Terminal rental.....		488119-502	9.0	1.4	1.5	-0.8	2.9	1.4	
Other aeronautical services.....		488119-503	5.8	6.2	0.2	0.0	0.1	0.0	
Non-aeronautical services.....		488119-6	11.7	6.3	-0.6	-6.4	1.7	0.0	
Airport parking.....		488119-601	8.5	1.1	0.0	0.0	0.4	0.0	
Lease space for rental cars.....		488119-602	14.6	20.0	-2.2	-20.2	0.2	0.0	
Lease space for concessions.....		488119-603	13.9	7.2	0.0	-6.2	1.8	0.0	
Other non-aeronautical services.....		488119-604	13.7	0.0	0.0	0.0	5.6	0.0	
Other air transportation support activities.....	48819		8.0	0.4	0.8	3.4	0.0	-0.2	
Other support activities for air transport.....	488190		8.0	0.4	0.8	3.4	0.0	-0.2	
Primary services.....		488190-P	8.3	0.3	0.6	3.4	0.0	-0.2	
Other air transportation support activities.....		488190-5	8.3	0.3	0.6	3.4	0.0	-0.2	
Water transportation support activities.....	4883		3.3	0.2	0.4	0.0	0.9	0.4	
Port and harbor operations.....	48831		2.4	0.6	1.1	-0.7	0.8	0.0	
Port and harbor operations.....	488310		2.4	0.6	1.1	-0.7	0.8	0.0	
Primary services.....		488310-P	2.7	0.6	1.2	-0.8	0.9	0.0	
Port and harbor services.....		488310-1	2.7	0.6	1.2	-0.8	0.9	0.0	
Marine cargo handling.....	48832		0.4	0.0	0.2	0.0	0.9	0.8	
Marine cargo handling.....	488320		0.4	0.0	0.2	0.0	0.9	0.8	
Primary services.....		488320-P	0.4	0.0	0.2	0.0	0.9	0.8	
Movement of containers.....		488320-8	0.2	0.0	0.2	0.0	1.0	0.9	
Other marine cargo handling.....		488320-9	1.8	-0.1	0.4	0.0	0.6	0.0	
Navigational services to shipping.....	48833		10.1	0.1	0.1	0.5	1.0	0.0	
Navigational services to shipping.....	488330		10.1	0.1	0.1	0.5	1.0	0.0	
Primary services.....		488330-P	10.8	0.1	0.1	0.5	1.0	0.0	
Navigational services to shipping and salvage.....		488330-1	10.8	0.1	0.1	0.5	1.0	0.0	
Freight transportation arrangement.....	4885		-14.1	-1.2	-7.7	1.9	1.2	-0.3	
Freight transportation arrangement.....	48851		-14.1	-1.2	-7.7	1.9	1.2	-0.3	
Freight transportation arrangement.....	488510		-14.1	-1.2	-7.7	1.9	1.2	-0.3	
Primary services.....		488510-P	-15.0	-1.4	-8.2	2.0	1.3	-0.3	
Freight forwarding.....		488510-1	2.1	0.0	0.0	0.0	0.0	0.0	
Arrangement of freight and cargo n.e.c.....		488510-2	-26.9	-2.5	-15.4	4.1	2.5	-0.6	
U.S. Postal Service.....	491		8.0	3.8	0.0	0.0	0.0	0.0	
U.S. Postal Service.....	4911		8.0	3.8	0.0	0.0	0.0	0.0	
U.S. Postal Service.....	49111		8.0	3.8	0.0	0.0	0.0	0.0	

See footnotes at end of table.

Table 12. Producer price index percentage changes for the net output of selected industries and their products, not seasonally adjusted — Continued
 [November 2023]

Title ¹	Industry code	Product code	Unadjusted 12-month percent change ²	Unadjusted 1-month percent change ²				
			Nov. 2022 to Nov. 2023 ^P	June to July	July to Aug. ^P	Aug. to Sept. ^P	Sept. to Oct. ^P	Oct. to Nov. ^P
U.S. Postal Service.....	491110		8.0	3.8	0.0	0.0	0.0	0.0
Primary services.....		491110-P	8.0	3.8	0.0	0.0	0.0	0.0
Mailing services (market dominant services).....		491110-7	10.5	5.8	0.0	0.0	0.0	0.0
First class mail.....		491110-71	9.4	5.1	0.0	0.0	0.0	0.0
Retail letters.....		491110-711	9.8	4.7	0.0	0.0	0.0	0.0
Commercial letters.....		491110-712	9.4	5.8	0.0	0.0	0.0	0.0
Retail and commercial flats.....		491110-713	10.9	5.9	0.0	0.0	0.0	0.0
Other first class mail and fees.....		491110-714	6.7	2.3	0.0	0.0	0.0	0.0
Periodicals mail.....		491110-72	12.0	8.1	0.0	0.0	0.0	0.0
Outside county.....		491110-721	12.0	8.2	0.0	0.0	0.0	0.0
Other periodicals mail and fees.....		491110-722	11.8	6.1	0.0	0.0	0.0	0.0
Standard class mail.....		491110-73	12.2	6.6	0.0	0.0	0.0	0.0
High density and saturation flats and parcels.....		491110-731	8.3	3.0	0.0	0.0	0.0	0.0
Carrier route basic mail.....		491110-732	16.8	7.8	0.0	0.0	0.0	0.0
Bulk letters.....		491110-733	9.3	6.0	0.0	0.0	0.0	0.0
Bulk flats.....		491110-734	14.2	7.5	0.0	0.0	0.0	0.0
Other standard mail and fees.....		491110-735	25.8	11.3	0.0	0.0	0.0	0.0
Package services mail.....		491110-74	9.2	5.3	0.0	0.0	0.0	0.0
Special services and fees.....		491110-75	10.7	6.1	0.0	0.0	0.0	0.0
Shipping services (competitive services).....		491110-8	2.2	-0.7	0.0	0.0	0.0	0.0
Domestic priority mail.....		491110-81	-0.4	0.0	0.0	0.0	0.0	0.0
Other shipping services and shipping special services & fees.....		491110-82	4.2	-1.2	0.0	0.0	0.0	0.0
Couriers and messengers.....	492		5.4	0.2	1.2	0.4	0.2	-0.5
Couriers and express delivery services.....	4921		5.7	0.2	1.2	0.4	0.2	-0.5
Couriers and express delivery services.....	49211		5.7	0.2	1.2	0.4	0.2	-0.5
Couriers and express delivery services.....	492110		5.7	0.2	1.2	0.4	0.2	-0.5
Primary services.....		492110-P	5.7	0.2	1.2	0.4	0.2	-0.5
Standard courier services.....		492110-1	6.6	0.0	0.4	0.2	0.1	-0.2
Expedited courier services.....		492110-2	3.8	0.5	2.7	0.7	0.4	-1.1
Domestic expedited courier services.....		492110-201	4.2	0.5	2.7	0.7	0.3	-1.1
International expedited courier services.....		492110-202	3.0	0.5	2.6	0.7	0.5	-1.1
Local messengers and local delivery.....	4922		0.6	0.0	0.0	0.0	0.0	0.0
Local messengers and local delivery.....	49221		0.6	0.0	0.0	0.0	0.0	0.0
Local messengers and local delivery.....	492210		0.6	0.0	0.0	0.0	0.0	0.0
Primary services.....		492210-P	0.6	0.0	0.0	0.0	0.0	0.0
Local messengers and local delivery services.....		492210-1	0.6	0.0	0.0	0.0	0.0	0.0
Warehousing and storage.....	493		5.1	1.9	-1.4	2.3	-0.5	-0.8
Warehousing and storage.....	4931		5.1	1.9	-1.4	2.3	-0.5	-0.8
General warehousing and storage.....	49311		6.4	1.3	-1.0	2.6	-0.3	-0.7
General warehousing and storage.....	493110		6.4	1.3	-1.0	2.6	-0.3	-0.7
Primary services.....		493110-P	6.4	1.3	-1.0	2.6	-0.3	-0.7
General warehousing and storage services.....		493110-1	6.4	1.3	-1.0	2.6	-0.3	-0.7
Refrigerated warehousing and storage.....	49312		-0.6	4.9	-3.4	1.2	-1.9	-1.6
Refrigerated warehousing and storage.....	493120		-0.6	4.9	-3.4	1.2	-1.9	-1.6
Primary services.....		493120-P	-0.6	4.9	-3.4	1.2	-1.9	-1.6
Warehousing and storage of refrigerated goods.....		493120-2	-0.6	4.9	-3.4	1.2	-1.9	-1.6
Farm product warehousing and storage.....	49313		4.3	3.4	0.0	0.4	-0.1	0.0
Farm product warehousing and storage.....	493130		4.3	3.4	0.0	0.4	-0.1	0.0
Primary services.....		493130-P	4.8	3.5	0.0	0.5	0.0	0.0
Farm product warehousing and storage services.....		493130-1	4.8	3.5	0.0	0.5	0.0	0.0
Publishing industries.....	513		-	0.3	0.1	0.1	0.0	-0.8
Newspaper, book, and directory publishers.....	5131		-	0.4	-0.8	-0.3	-0.6	0.3
Newspaper publishers.....	51311		-	0.0	-0.3	-0.2	-0.2	-0.1
Newspaper publishers.....	513110		-	0.0	-0.3	-0.2	-0.2	-0.1
Primary services.....		513110-P	-	0.0	-0.3	-0.2	-0.2	-0.1
Newspaper publishing.....		513110-1	-	0.0	-0.3	-0.2	-0.2	-0.1
Newspaper publishing from print publishers.....		513110-11	0.2	0.0	-0.3	-0.2	-0.2	-0.1
Newspaper advertising sales.....		513110-111	-3.2	0.0	-0.9	-0.8	-0.7	-0.4
Newspaper advertising sales, print only.....		513110-1111	-3.8	0.0	-1.1	-1.0	-0.9	-0.5

See footnotes at end of table.

Table 12. Producer price index percentage changes for the net output of selected industries and their products, not seasonally adjusted — Continued
 [November 2023]

Title ¹	Industry code	Product code	Unadjusted 12-month percent change ²	Unadjusted 1-month percent change ²				
				Nov. 2022 to Nov. 2023 ^P	June to July	July to Aug. ^P	Aug. to Sept. ^P	Sept. to Oct. ^P
Newspaper publishers - Continued								
Newspaper advertising sales, digital only and print and digital bundled.		513110-1112	0.0	0.0	0.0	0.0	0.0	0.0
Newspaper subscription and single copy sales.		513110-112	1.4	0.0	0.0	0.0	0.0	0.0
Newspaper subscriptions, print only.		513110-1121	1.3	0.0	0.0	0.0	0.0	0.0
Newspaper subscriptions, online only and print and online bundled.		513110-1122	2.9	0.3	0.2	0.3	0.5	0.4
Periodical publishers.	51312		—	1.4	-1.6	-1.3	-3.2	0.0
Periodical publishers.	513120		—	1.4	-1.6	-1.3	-3.1	0.0
Primary services.		513120-P	—	0.0	0.0	0.0	0.0	0.0
Periodical publishing.		513120-1	—	0.0	0.0	0.0	0.0	0.0
Periodical publishing from print publishers.		513120-11	3.2	0.0	0.0	0.0	0.0	0.0
Periodicals, advertising sales.		513120-111	5.5	0.0	0.0	0.0	0.0	0.0
Periodicals, subscriptions and single copy sales.		513120-112	0.3	0.0	0.0	0.0	0.0	0.0
Specialized business and professional periodicals, subscriptions and single copy sales.		513120-1121	0.6	0.0	0.0	0.0	0.0	0.0
General and consumer periodicals, subscriptions and single copy sales.		513120-1122	0.2	0.0	0.0	0.0	0.0	0.0
Book publishers.	51313		—	-0.2	-0.7	0.1	1.0	0.9
Book publishers.	513130		—	-0.2	-0.7	0.1	0.9	0.8
Primary services.		513130-P	—	-0.2	-0.8	0.1	1.1	0.9
Book publishing from print publishers.		513130-1	7.6	-0.2	-0.8	0.1	1.1	1.0
Print book publishing.		513130-101	7.5	-0.2	-0.8	0.1	1.1	0.9
General adult and juvenile book publishing.		513130-1011	5.7	0.5	-2.0	0.4	-1.1	2.8
General adult book publishing.		513130-10111	3.9	0.4	-0.2	0.1	-0.7	0.2
Juvenile book publishing.		513130-10112	7.9	0.7	-3.9	0.6	-1.6	5.9
Textbook publishing, including teachers' editions and workbooks.		513130-1012	7.9	-1.3	-1.1	0.7	5.4	0.0
College textbook publishing.		513130-10121	8.2	-4.8	-3.9	2.6	0.0	0.0
Elementary and high school textbook publishing.		513130-10122	7.3	0.0	0.0	0.0	7.3	0.0
Technical, scientific, and professional book publishing.		513130-1013	10.5	0.0	0.0	0.0	0.0	0.5
General reference book publishing.		513130-1014	1.0	0.0	0.7	-1.5	2.0	-0.6
Religious book publishing.		513130-1015	5.7	-0.9	0.4	0.0	0.3	-0.3
Directory and mailing list publishers.	51314		—	1.0	-0.5	0.4	-0.4	0.2
Directory and mailing list publishers.	513140		—	1.0	-0.5	0.4	-0.4	0.2
Primary services.		513140-P	—	1.1	-0.5	0.5	-0.4	0.2
Directory and mailing list publishing.		513140-1	—	1.1	-0.5	0.5	-0.4	0.2
Directory and mailing list publishing from print publishers.		513140-11	6.2	0.7	-2.5	1.6	-2.2	1.4
Directory and mailing list publishing from print - ad sales incl. phone directory listings.		513140-111	5.4	0.0	0.0	0.0	0.0	0.0
Directory and mailing list publishing from print - subscription, content, and licensing sales.		513140-112	7.5	1.2	-4.1	2.6	-3.6	2.4
Directory and mailing list publishing from Internet publishers.		513140-12	—	1.2	0.1	0.1	0.1	-0.1
Other publishers.	51319		—	0.1	-0.4	0.2	0.0	0.0
Greeting card publishers.	513191		—	0.1	-0.1	0.0	0.0	0.0
Primary services.		513191-P	—	0.1	-0.1	0.0	0.0	0.0
Greeting card publishing.		513191-1	—	0.1	-0.1	0.0	0.0	0.0
Greeting card publishing from print publishers.		513191-101	0.0	0.1	-0.1	0.0	0.0	0.0
All other publishers.	513199		—	-0.1	-1.0	0.7	0.0	0.1
Primary services.		513199-P	—	-0.1	-1.2	0.8	0.0	0.1
All other publishing including yearbooks, art prints, patterns, and trading cards.		513199-1	—	-0.1	-1.2	0.8	0.0	0.1
All other publishing including yearbooks, art prints, patterns, and trading cards, from print.		513199-11	6.3	-0.1	-1.2	0.8	0.0	0.1
Software publishers.	5132		5.4	0.2	0.7	0.4	0.5	-1.6
Software publishers.	51321		5.4	0.2	0.7	0.4	0.5	-1.6
Software publishers.	513210		5.4	0.2	0.7	0.4	0.5	-1.6
Primary services.		513210-P	4.6	0.3	0.7	0.4	0.5	-1.8
Software publishing, except games.		513210-5	4.3	0.1	0.8	-0.3	0.6	-2.0
System & application software publishing, excluding maintenance, tech support & games.		513210-505	3.3	-0.3	0.8	-0.4	0.7	-2.4
System software publishing.		513210-50501	7.4	1.1	1.3	-1.8	1.6	-1.3
Application software publishing.		513210-50502	-1.6	-2.1	0.2	1.5	-0.5	-3.9
Desktop and portable device application software publishing.		513210-505021	0.4	-1.7	-0.7	3.6	-1.9	-1.7
Other application software publishing.		513210-505022	-2.9	-2.5	0.7	0.1	0.5	-5.3
Software maintenance, technical support, and other services related to software publishing.		513210-506	14.1	4.8	1.2	0.1	-0.3	1.5
Game software publishing.		513210-7	11.6	2.1	-0.8	10.6	-0.1	1.3

See footnotes at end of table.

Table 12. Producer price index percentage changes for the net output of selected industries and their products, not seasonally adjusted — Continued
 [November 2023]

Title ¹	Industry code	Product code	Unadjusted 12-month percent change ²	Unadjusted 1-month percent change ²					
			Nov. 2022 to Nov. 2023 ^P	June to July	July to Aug. ^P	Aug. to Sept. ^P	Sept. to Oct. ^P	Oct. to Nov. ^P	
Software publishers - Continued									
Other receipts.....		513210-SM	-	0.0	0.0	0.0	0.0	-	
Broadcasting, except Internet.....	516		-14.5	-2.8	-5.3	-1.5	2.6	4.7	
Radio and television broadcasting.....	5161		-15.0	-3.3	0.2	0.0	2.1	1.8	
Radio broadcasting.....	51611		-2.0	-4.0	2.3	1.3	-0.4	5.6	
Radio broadcasting stations.....	516110		-2.0	-4.0	2.3	1.3	-0.4	5.6	
Primary services.....		516110-P	-2.3	-4.1	2.4	1.3	-0.4	5.7	
Radio station services.....		516110-1	-3.5	-4.1	2.4	1.3	-0.4	5.7	
Radio station advertising sales.....		516110-101	-4.0	-4.9	2.8	1.6	-0.5	6.8	
Radio station advertising sales, local.....		516110-10101	-0.3	-4.3	3.6	-1.5	0.3	6.6	
Radio station advertising sales, national and regional.....		516110-10102	-13.1	-6.3	0.8	9.7	-2.4	7.2	
Other radio station services.....		516110-102	0.0	0.0	0.0	0.0	0.0	0.0	
Other receipts.....		516110-SM	0.2	0.0	0.0	-0.1	0.1	-0.1	
Television broadcasting.....	51612		-19.7	-3.1	-0.5	-0.4	3.0	0.6	
Television broadcasting stations.....	516120		-19.7	-3.1	-0.5	-0.4	3.0	0.6	
Primary services.....		516120-P	-21.3	-2.8	-0.5	-0.4	2.8	0.7	
Television station advertising sales.....		516120-3	-27.8	-4.7	-0.8	-0.7	4.9	1.2	
Other television station broadcasting services.....		516120-4	0.0	0.0	0.0	0.0	0.0	0.0	
Other receipts.....		516120-SM	-4.0	-4.1	0.0	0.0	0.0	-3.4	
Cable and other subscription programming.....	5162		-13.7	-2.5	-7.7	-2.2	2.9	6.1	
Cable and other subscription programming.....	51621		-13.7	-2.5	-7.7	-2.2	2.9	6.1	
Media streaming dist svcs, social networks, and other media networks and content providers.....	516210		-13.7	-2.5	-7.7	-2.1	2.9	6.1	
Primary services.....		516210-P	-14.0	-2.5	-7.8	-2.3	2.8	6.1	
Cable networks.....		516210-1	-19.7	-1.4	-14.0	-2.6	4.6	9.2	
Cable network advertising services.....		516210-11	-22.3	-1.6	-16.2	-3.0	5.5	10.7	
Cable network programming services.....		516210-12	6.5	0.0	1.4	0.0	0.0	0.0	
Radio network and national syndication services.....		516210-3	-6.3	-13.4	11.9	-5.5	0.3	3.8	
Telecommunications.....	517		2.1	-0.1	0.5	-0.8	0.0	0.1	
Wired and wireless telecommunications carriers.....	5173		2.1	-0.1	0.5	-0.8	0.0	0.1	
Wired and wireless telecommunications carriers.....	51731		2.1	-0.1	0.5	-0.8	0.0	0.1	
Wired telecommunications carriers.....	517311		2.8	-0.2	0.5	-1.3	0.1	0.2	
Primary products.....		517311-P	2.8	-0.2	0.5	-1.3	0.1	0.2	
Local telephone service, except private lines.....		517311-1	2.1	0.0	0.2	0.0	-0.2	-0.2	
Residence local telephone service.....		517311-111	3.1	0.0	0.5	0.1	0.0	0.0	
Business and other local telephone service.....		517311-112	0.0	0.0	-0.4	-0.3	-0.6	-0.5	
Public switched toll service.....		517311-2	3.7	1.3	-0.4	1.0	-0.6	0.3	
Residence switched toll service.....		517311-21	7.2	-0.3	0.4	1.1	0.4	0.2	
Business switched toll and other toll service.....		517311-22	0.9	2.9	-1.2	1.0	-1.4	0.4	
Private line telephone service.....		517311-3	7.5	0.6	3.1	0.0	0.2	0.3	
All-distance telephone service.....		517311-4	5.1	1.6	0.1	0.0	0.4	1.3	
Residential all-distance telephone service.....		517311-401	7.8	1.4	0.2	0.3	0.6	-0.1	
Business all-distance telephone service.....		517311-402	2.7	1.9	0.1	-0.2	0.2	2.7	
Video programming distribution.....		517311-5	8.0	-0.2	0.3	0.1	0.1	0.2	
Video programming subscriber services.....		517311-501	9.5	-0.2	0.3	0.1	0.1	0.2	
Advertising services.....		517311-502	-10.1	0.0	0.0	0.0	0.0	0.1	
Internet access services.....		517311-6	0.4	-0.8	-0.4	-1.4	0.0	1.0	
Residential Internet access services.....		517311-601	0.6	-1.0	0.3	-1.7	0.5	1.0	
Business Internet access services.....		517311-602	0.3	-0.2	-1.9	-0.6	-1.2	1.2	
Bundled access services.....		517311-7	0.9	-0.3	0.9	-2.9	0.2	-0.2	
Other wired telecommunications services.....		517311-9	0.0	0.0	0.0	0.0	0.0	0.0	
Wireless telecommunications carriers.....	517312		1.2	0.0	0.5	0.0	0.0	0.0	
Primary services.....		517312-P	1.2	0.0	0.5	0.0	0.0	0.0	
Wireless telecommunications services.....		517312-1	1.2	0.0	0.5	0.0	0.0	0.0	
Data processing and related services.....	5182		1.8	0.2	0.1	-0.1	0.2	0.2	
Data processing and related services.....	51821		1.8	0.2	0.1	-0.1	0.2	0.2	
Data processing, hosting and related services.....	518210		1.8	0.2	0.1	-0.1	0.2	0.2	
Primary services.....		518210-P	2.2	0.3	0.1	-0.2	0.2	0.2	
Business process management services.....		518210-1	0.3	0.0	0.0	0.1	0.0	0.1	

See footnotes at end of table.

Table 12. Producer price index percentage changes for the net output of selected industries and their products, not seasonally adjusted — Continued
 [November 2023]

Title ¹	Industry code	Product code	Unadjusted 12-month percent change ²	Unadjusted 1-month percent change ²				
				Nov. 2022 to Nov. 2023 ^P	June to July	July to Aug. ^P	Aug. to Sept. ^P	Sept. to Oct. ^P
Data processing, hosting and related services - Continued								
Data management, information transformation, and related services		518210-4	0.1	0.1	0.0	0.0	0.0	0.0
Hosting, ASP, and other IT infrastructure provisioning services		518210-5	3.8	0.5	0.2	-0.4	0.4	0.4
Other receipts		518210-SM	0.0	0.0	0.0	0.0	0.0	0.0
Depository credit intermediation	5221		12.6	-1.4	1.9	0.1	-1.4	3.5
Commercial banking	52211		12.7	-1.5	2.0	0.0	-1.5	3.6
Commercial banking	522110		12.7	-1.5	2.0	0.0	-1.5	3.6
Primary services		522110-P	12.7	-1.5	2.0	0.0	-1.5	3.6
Loan services		522110-1	6.5	-2.0	3.9	-2.1	-2.6	3.2
Residential real estate loans, except home equity		522110-101	-12.0	-0.8	1.2	4.6	0.3	3.4
Nonresidential real estate loans		522110-102	12.1	-2.3	3.6	-4.0	-3.4	4.0
Home equity loans		522110-103	8.6	-1.6	8.1	-0.1	-2.5	-5.0
Commercial, industrial, and agricultural loans, except real estate		522110-105	13.2	-1.5	4.2	-2.0	-3.2	4.1
New and used auto and truck loans		522110-106	-24.4	-5.7	10.6	-9.6	-4.1	10.2
Credit cards, overdraft credit, and related plans		522110-107	7.7	-1.6	2.3	-3.8	-1.7	2.9
Other loan services		522110-108	1.1	-3.7	2.2	-1.8	-0.5	2.2
Deposit services		522110-2	33.3	-0.5	-2.6	5.5	1.1	5.7
Demand deposits		522110-201	50.6	0.7	0.1	10.7	1.3	2.8
Time and other deposits		522110-202	18.8	-1.6	-5.2	0.2	0.9	9.0
Trust services		522110-3	3.0	0.0	5.1	0.0	0.0	-7.8
Other banking services		522110-4	0.5	0.0	0.0	0.0	0.0	0.5
Savings institutions	52218		10.5	-0.7	0.3	1.6	-0.6	1.2
Savings institutions and other depository credit intermediation	522180		10.5	-0.7	0.3	1.6	-0.6	1.2
Primary services		522180-P	10.5	-0.7	0.3	1.6	-0.6	1.2
Loan services		522180-1	16.8	0.3	0.8	2.7	0.2	2.9
Residential real estate loans, except home equity		522180-101	5.0	3.3	-1.8	2.7	-2.1	1.8
Nonresidential real estate loans		522180-102	14.2	-1.4	2.9	3.1	1.6	4.7
Home equity loans		522180-103	11.2	1.1	-1.1	0.4	-0.3	0.6
Commercial, industrial, and agricultural loans, except real estate		522180-105	39.6	0.1	0.9	1.8	1.5	2.3
New and used auto and truck loans		522180-106	29.7	-0.3	3.5	3.9	-1.3	2.9
Credit cards, overdraft credit, and related plans		522180-109	26.0	-1.1	3.9	3.3	0.0	4.5
Other loan services		522180-111	7.8	1.5	-3.4	3.5	-0.8	0.5
Deposit services		522180-2	-7.2	-3.2	-0.9	-1.0	-2.6	-3.2
Demand deposits		522180-201	37.4	-0.1	-1.1	3.2	0.3	0.6
Time and other deposits		522180-202	-17.7	-4.2	-0.8	-2.4	-3.7	-4.6
Trusts and other banking services		522180-3	14.6	0.0	0.0	0.0	0.0	0.0
Security, commodity contracts and like activity	523		8.2	1.8	1.9	0.0	-2.1	-0.7
Securities and commodity contracts intermediation and brokerage	5231		14.6	0.7	2.4	0.7	-0.6	0.4
Investment banking and securities intermediation	52315		-	0.7	2.4	0.7	-0.6	0.4
Investment banking and securities intermediation	523150		-	0.7	2.4	0.7	-0.6	0.4
Primary services		523150-P	-	0.7	2.4	0.7	-0.6	0.4
Securities brokerage		523150-1	11.7	1.4	1.8	0.2	-1.5	0.0
Brokerage services		523150-101	3.6	0.7	0.0	0.7	-1.5	0.0
Brokerage services, equities and ETFs		523150-1011	4.4	1.7	0.0	1.8	-4.2	0.0
Brokerage services, all other securities		523150-1012	0.4	0.0	0.0	-0.1	0.3	0.0
Other securities related services including margin lending and mutual fund sales		523150-102	16.3	1.7	2.5	0.0	-1.5	0.1
Investment banking and securities dealing		523150-2	17.0	0.3	2.8	1.1	0.0	0.7
Dealer transactions		523150-201	-9.4	-0.1	-1.4	1.4	-0.8	2.9
Dealer transactions, equity securities		523150-2011	-8.7	1.2	1.5	2.6	-0.1	1.9
Dealer transactions, debt securities and all other trading		523150-2012	-8.0	-1.7	-5.0	-0.4	-1.9	4.3
Investment banking services		523150-202	6.9	0.5	1.9	2.9	-0.1	-1.1
Other securities dealing services		523150-203	45.4	0.3	5.7	-0.1	0.5	0.6
Portfolio management and investment advice	52394		-	2.8	1.5	-0.7	-3.4	-1.7
Portfolio management and investment advice	523940		-	2.8	1.5	-0.7	-3.4	-1.7
Primary services		523940-P	-	2.8	1.5	-0.7	-3.4	-1.7
Portfolio management		523940-1	3.1	2.4	2.0	-0.5	-3.0	-1.8
Mutual fund and exchange traded fund management		523940-11	-13.4	-8.1	5.0	-0.7	-3.0	-4.1
Management of equity funds		523940-1101	-22.3	-11.2	8.1	-1.1	-4.2	-6.3
Management of bond funds		523940-1102	-4.3	-5.8	0.2	-0.3	-2.1	-0.8
Management of other funds		523940-1103	12.3	0.5	0.2	0.2	0.2	-0.1
Private portfolio management		523940-12	14.8	8.8	0.4	-0.4	-3.0	-0.6

See footnotes at end of table.

Table 12. Producer price index percentage changes for the net output of selected industries and their products, not seasonally adjusted — Continued
 [November 2023]

Title ¹	Industry code	Product code	Unadjusted 12-month percent change ²	Unadjusted 1-month percent change ²				
				Nov. 2022 to Nov. 2023 ^P	June to July	July to Aug. ^P	Aug. to Sept. ^P	Sept. to Oct. ^P
Portfolio management and investment advice - Continued								
Management of equity private portfolios.....		523940-1201	23.8	13.1	0.6	-0.6	-3.9	-0.7
Management of bond private portfolios.....		523940-1202	4.1	1.3	0.1	-0.1	-0.2	-0.1
Management of other private portfolios.....		523940-1203	3.4	3.6	0.3	-0.2	-2.4	-0.5
Investment advice.....		523940-2	2.2	5.3	-1.5	-1.7	-6.0	-1.2
Investment advisory services.....		523940-21	2.2	5.3	-1.5	-1.7	-6.0	-1.2
Insurance carriers and related activities.....	524		3.5	0.0	0.2	0.2	0.0	0.0
Insurance carriers.....	5241		3.6	0.0	0.2	0.2	0.0	0.0
Direct life/health/medical insurance carriers.....	52411		1.8	-0.1	0.3	-0.1	0.1	0.0
Direct life insurance carriers.....	524113		-1.3	-0.2	0.0	-0.3	0.0	0.0
Primary services.....		524113-P	-1.3	-0.2	0.0	-0.3	0.0	0.0
Life insurance policies.....		524113-1	-1.7	-0.3	0.0	-0.4	0.1	0.0
Individual life insurance policies.....		524113-101	-1.8	-0.4	0.0	0.0	0.0	0.0
Term life insurance policies.....		524113-10101	-5.6	0.0	0.0	0.0	0.0	0.0
Whole life insurance policies.....		524113-10102	0.0	0.0	0.0	0.0	0.0	0.0
Universal life insurance policies.....		524113-10103	-4.8	-2.0	0.0	0.0	0.1	0.0
Variable-universal and other individual life insurance policies.....		524113-10105	0.0	0.1	0.0	0.0	-0.1	0.0
Group life insurance policies.....		524113-102	-1.1	0.0	0.0	-1.9	0.3	0.0
Annuities.....		524113-2	0.4	0.3	0.0	0.0	-0.3	0.0
Variable deferred annuities.....		524113-201	-0.2	0.1	0.0	0.0	-0.5	0.0
Fixed-rate deferred annuities.....		524113-202	2.5	0.8	0.0	0.0	0.0	0.0
Immediate annuities.....		524113-203	-3.5	-0.2	0.0	-0.2	-0.1	0.0
Disability insurance policies.....		524113-3	0.0	0.0	0.0	0.0	0.0	0.0
Direct health and medical insurance carriers.....	524114		3.1	-0.1	0.4	0.0	0.1	0.0
Primary services.....		524114-P	3.2	-0.1	0.4	0.0	0.1	0.0
Medical service plans.....		524114-1	3.2	-0.1	0.4	0.0	0.1	0.0
Comprehensive medical service plans.....		524114-101	6.1	0.0	0.9	0.0	0.2	0.0
Group managed care medical service plans.....		524114-10101	4.1	0.0	0.0	0.1	0.4	0.0
Group fee-for-service medical service plans.....		524114-10102	11.3	0.0	7.3	0.0	0.0	0.0
Individual comprehensive medical service plans.....		524114-10103	6.8	0.0	0.0	-0.1	0.0	0.0
Non-comprehensive medical service plans.....		524114-103	0.7	-0.1	0.0	0.1	0.0	0.0
Dental service plans.....		524114-10301	1.8	0.3	0.0	0.1	0.0	0.0
Supplemental Medicare service plans.....		524114-10302	2.1	0.0	0.0	0.3	0.0	0.0
Other medical service plans.....		524114-10303	-0.3	-0.3	0.0	0.0	0.0	0.0
Indemnity health insurance plans.....		524114-2	0.0	0.0	0.0	0.0	0.0	0.0
Other direct insurance carriers.....	52412		7.5	0.2	0.2	0.8	0.0	0.0
Direct property and casualty insurers.....	524126		7.5	0.2	0.2	0.8	0.0	0.0
Primary services.....		524126-P	7.5	0.2	0.2	0.8	0.0	0.0
Private passenger auto insurance.....		524126-1	11.0	0.1	0.0	0.2	0.1	0.0
Homeowner's insurance.....		524126-2	8.0	0.3	0.2	3.1	0.1	-0.1
Commercial auto insurance.....		524126-3	2.8	0.4	0.0	1.3	0.0	0.3
Non-auto liability insurance.....		524126-4	4.3	0.6	1.9	0.2	0.0	0.0
Medical malpractice insurance.....		524126-402	2.8	0.0	0.0	0.0	0.0	0.0
Product and other non-auto liability insurance.....		524126-403	4.5	0.7	2.3	0.2	0.0	0.0
Commercial multiple peril insurance.....		524126-5	8.4	-0.3	0.0	2.8	0.0	0.0
Worker's compensation insurance.....		524126-6	-3.1	0.0	0.0	-2.7	0.0	-0.7
Other property and casualty insurance.....		524126-7	1.7	0.3	-0.3	0.0	-0.6	0.0
Insurance agencies and brokerages.....	52421		0.6	-0.4	0.0	0.0	0.0	0.0
Insurance agencies and brokerages.....	524210		0.6	-0.4	0.0	0.0	0.0	0.0
Primary services.....		524210-P	0.6	-0.4	0.0	0.0	0.0	0.0
Sale of property and casualty insurance.....		524210-1	0.7	-0.6	0.0	0.1	0.0	0.0
Sale of personal property and casualty insurance.....		524210-101	2.2	0.1	0.0	0.0	0.0	0.0
Sale of private passenger auto insurance.....		524210-10101	2.7	0.1	0.0	0.1	0.0	0.0
Sale of homeowner's insurance.....		524210-10102	1.0	0.0	0.0	0.0	0.0	0.0
Sale of other personal property and casualty insurance.....		524210-10103	1.3	0.1	0.0	0.0	0.0	0.0
Sale of commercial property and casualty insurance.....		524210-102	-0.7	-1.3	0.1	0.1	-0.1	0.0
Sale of life insurance and annuities.....		524210-2	0.2	0.0	0.0	0.0	0.0	0.0
Sale of health and medical insurance.....		524210-3	0.7	0.0	0.0	0.0	-0.1	0.0
Sale of other insurance.....		524210-4	0.1	0.1	0.0	0.0	0.0	0.0
Lessors of nonresidential buildings (except miniwarehouses).....	53112		3.3	-0.8	3.0	2.2	-3.2	1.3
Lessors of nonresidential buildings.....	531120		3.3	-0.8	3.0	2.2	-3.2	1.3

See footnotes at end of table.

Table 12. Producer price index percentage changes for the net output of selected industries and their products, not seasonally adjusted — Continued
 [November 2023]

Title ¹	Industry code	Product code	Unadjusted 12-month percent change ²	Unadjusted 1-month percent change ²				
				Nov. 2022 to Nov. 2023 ^P	June to July	July to Aug. ^P	Aug. to Sept. ^P	Sept. to Oct. ^P
Lessors of nonresidential buildings - Continued								
Primary services.....		531120-P	3.3	-0.8	3.0	2.2	-3.2	1.3
Leasing of shopping centers and retail stores.....		531120-1	3.1	-2.5	2.9	4.0	-6.1	4.5
Leasing of professional and office buildings.....		531120-2	5.1	0.7	2.9	0.4	-1.6	2.2
Leasing of manufacturing and industrial buildings.....		531120-3	3.0	0.3	0.2	-0.3	0.6	0.0
Leasing of other nonresidential buildings and facilities.....		531120-7	0.6	-1.1	6.0	4.4	-2.2	-8.6
Lessors of miniwarehouse and self storage units.....	53113		2.5	0.3	0.6	0.2	-0.9	1.0
Miniwarehouse and self-storage unit operators.....	531130		2.5	0.3	0.6	0.2	-0.9	1.0
Primary services.....		531130-P	2.6	0.3	0.6	0.2	-0.9	1.0
Miniwarehouse and self-storage unit operation.....		531130-1	2.6	0.3	0.6	0.2	-0.9	1.0
Offices of real estate agents and brokers.....	5312		4.0	0.7	1.5	0.3	0.1	-0.1
Offices of real estate agents and brokers.....	53121		4.0	0.7	1.5	0.3	0.1	-0.1
Offices of real estate agents and brokers.....	531210		4.0	0.7	1.5	0.3	0.1	-0.1
Primary services.....		531210-P	4.0	0.7	1.5	0.3	0.1	-0.1
Real estate brokerage, residential property sales and leases.....		531210-1	5.7	1.0	1.7	0.3	0.2	-0.1
Real estate brokerage, nonresidential property sales and leases including land sales and leases.....		531210-6	-2.8	-0.7	0.4	0.0	-0.3	-0.2
Real estate brokerage, nonresidential property sales including land sales.....		531210-601	-5.1	-1.0	0.5	0.0	-0.4	-0.6
Real estate brokerage, nonresidential property leases including land leases.....		531210-602	1.8	0.0	0.0	0.0	0.0	0.6
Real estate property managers.....	53131		3.3	1.5	0.4	-0.3	-0.1	1.0
Residential property managers.....	531311		0.7	0.8	0.1	-0.5	-1.0	1.5
Primary services.....		531311-P	0.7	0.8	0.1	-0.5	-1.0	1.5
Residential property management services.....		531311-1	0.7	0.8	0.1	-0.5	-1.0	1.5
Nonresidential property managers.....	531312		8.0	2.7	0.8	0.1	1.5	0.3
Primary services.....		531312-P	8.0	2.7	0.8	0.1	1.5	0.3
Nonresidential property management services.....		531312-1	8.0	2.7	0.8	0.1	1.5	0.3
Offices of real estate appraisers.....	531320		-5.4	0.0	0.0	-1.0	-0.4	-0.8
Primary services.....		531320-P	-5.4	0.0	0.0	-1.0	-0.4	-0.8
Real estate appraisal services.....		531320-1	-5.4	0.0	0.0	-1.0	-0.4	-0.8
Automotive equipment rental and leasing.....	5321		-4.1	2.5	-0.7	-3.6	2.9	-4.3
Passenger car rental and leasing.....	53211		-6.0	4.0	-0.7	-5.8	4.8	-6.6
Passenger car rental.....	532111		-6.0	4.0	-0.7	-5.8	4.8	-6.6
Primary services.....		532111-P	-6.0	4.0	-0.7	-5.8	4.8	-6.6
Standard passenger car rental.....		532111-2	-8.8	5.5	-1.0	-7.7	6.2	-9.0
Passenger car rental for business travel.....		532111-211	-1.8	-3.7	0.6	-4.1	0.7	-3.6
Passenger car rental for leisure travel.....		532111-221	-11.2	8.9	-1.5	-8.8	8.2	-10.7
Replacement passenger car rental.....		532111-3	2.6	-0.3	0.3	0.0	0.5	0.8
Truck, utility trailer and RV rental and leasing.....	53212		-0.3	-0.5	-0.7	0.8	-0.6	0.2
Truck, utility trailer, and RV rental and leasing.....	532120		-0.3	-0.5	-0.7	0.8	-0.6	0.2
Primary services.....		532120-P	-0.1	-0.8	-0.6	0.9	-0.5	0.2
Rental of trucks, truck trailers, RVs.....		532120-1	-4.7	-1.6	-0.8	-0.2	-0.9	0.8
Leasing of trucks, truck trailers, and RVs.....		532120-4	3.1	-0.3	-0.4	1.7	-0.3	-0.1
Other receipts.....		532120-SM	-1.9	2.1	-2.0	-0.1	-1.0	0.2
Other heavy machinery rental and leasing.....	532412		2.4	0.1	-0.2	0.2	0.2	-0.1
Primary services.....		532412-P	1.9	0.1	-0.2	0.3	0.2	-0.1
Construction equipment rental and leasing.....		532412-1	2.7	0.2	-0.4	0.4	0.3	-0.2
Oilfield and well drilling equipment rental and leasing.....		532412-2	0.0	0.0	0.0	0.0	0.0	0.0
Other receipts.....		532412-SM	7.2	0.0	0.0	0.0	0.0	-0.1
Legal services.....	5411		6.0	0.6	-0.1	0.0	0.8	-0.2
Offices of lawyers.....	54111		6.0	0.6	-0.1	0.0	0.8	-0.2
Offices of lawyers.....	541110		6.0	0.6	-0.1	0.0	0.8	-0.2
Primary services.....		541110-P	6.0	0.6	-0.1	0.0	0.8	-0.2
Labor and employment legal services.....		541110-A	6.5	1.5	0.9	0.0	1.6	-0.7
Other legal services.....		541110-C	1.7	0.0	0.0	0.0	0.0	0.0
Real estate legal services.....		541110-2	6.9	0.2	0.3	0.0	1.2	-1.0
Civil negligence legal services.....		541110-3	6.2	-0.1	0.2	0.1	0.3	0.1
Defendant representation.....		541110-301	3.9	-0.2	0.1	-0.1	0.5	0.0
Plaintiff representation.....		541110-302	9.4	0.0	0.3	0.3	0.0	0.2
Wills, estate planning, and probate.....		541110-6	4.6	0.0	0.0	0.0	0.0	0.0

See footnotes at end of table.

Table 12. Producer price index percentage changes for the net output of selected industries and their products, not seasonally adjusted — Continued
 [November 2023]

Title ¹	Industry code	Product code	Unadjusted 12-month percent change ²	Unadjusted 1-month percent change ²				
			Nov. 2022 to Nov. 2023 ^P	June to July	July to Aug. ^P	Aug. to Sept. ^P	Sept. to Oct. ^P	Oct. to Nov. ^P
Offices of lawyers - Continued								
Business and commercial legal services.....		541110-9	8.1	1.0	-0.5	-0.1	1.1	-0.1
Tax legal services.....		541110-901	16.6	-0.1	0.0	0.0	0.0	0.0
Intellectual property legal services.....		541110-902	7.5	2.7	-2.0	0.0	1.6	-0.5
Bankruptcy and other business and commercial legal services.....		541110-903	7.7	0.7	-0.2	-0.1	1.0	0.0
Offices of certified public accountants.....								
Primary services.....	541211	541211-P	4.2	2.2	-1.6	2.7	-2.5	-0.1
Other accounting services.....		541211-A	5.0	2.6	-1.2	2.3	-2.6	-0.1
Financial auditing.....		541211-4	6.7	3.4	-1.8	6.5	1.4	0.1
Tax preparation and planning.....		541211-5	7.7	4.5	0.8	0.6	-2.8	-0.3
Bookkeeping and compilation.....		541211-9	0.2	0.3	-3.6	3.2	-4.4	0.0
			5.1	1.0	0.1	0.0	-0.4	0.0
Other accounting services.....								
Primary services.....	541219	541219-P	9.6	1.0	3.2	-0.5	0.0	0.0
Other accounting services (non-CPA firms).....		541219-1	9.6	1.0	3.2	-0.5	0.0	0.0
Architectural, engineering and related services.....								
Architectural services.....	5413		3.1	0.1	0.0	0.0	0.8	0.0
Architectural services.....	54131		1.6	0.2	-0.1	0.0	0.6	0.0
Architectural services.....	541310		1.6	0.2	-0.1	0.0	0.6	0.0
Primary services.....		541310-P	1.8	0.2	-0.1	0.0	0.7	0.0
Residential building projects.....		541310-1	-0.2	0.0	0.0	0.0	-0.3	0.0
Nonresidential building projects.....		541310-7	2.4	0.2	-0.1	0.0	1.0	0.0
Commercial and industrial building projects.....		541310-71	3.1	0.0	0.0	0.0	1.7	0.0
Institutional building projects.....		541310-72	2.2	0.3	-0.2	0.0	0.7	0.0
Other architectural services, incl. historic restoration & architectural consulting services.....		541310-8	2.4	2.3	0.0	0.0	0.0	0.0
Engineering services.....								
Engineering services.....	54133		3.3	0.1	0.0	0.0	0.8	0.0
Engineering services.....	541330		3.3	0.1	0.0	0.0	0.8	0.0
Primary services.....		541330-P	3.5	0.1	0.0	0.0	0.9	0.0
Building related engineering projects.....		541330-1	3.4	0.2	0.0	0.0	1.6	0.0
Residential building engineering projects.....		541330-101	0.0	0.0	0.0	0.0	0.0	0.0
Commercial, public, and institutional building engineering projects.....		541330-102	2.1	0.0	0.0	0.0	0.0	0.0
Industrial and manufacturing plant and process engineering projects.....		541330-103	4.8	0.3	0.0	0.0	2.8	0.0
Non-building related engineering projects.....		541330-2	3.6	0.1	0.0	-0.1	0.4	0.0
Transportation engineering projects.....		541330-201	2.9	0.0	0.0	-0.2	0.7	0.0
Highway and roadway engineering projects.....		541330-20101	2.2	0.0	0.0	-0.3	1.0	0.0
Other transportation engineering projects, including mass transit engineering projects.....		541330-20102	3.8	0.1	0.0	0.0	0.3	0.0
Municipal utility and power generation and distribution engineering projects.....		541330-202	5.5	0.2	0.0	0.0	0.6	0.0
All other non-building related engineering projects.....		541330-203	3.2	0.0	0.0	0.0	0.2	0.0
Other receipts.....		541330-SM	1.4	0.0	-0.1	0.0	0.1	0.0
Management and technical consulting services.....								
Management consulting services.....	5416		3.3	-0.7	-1.4	3.1	-2.1	0.0
Management consulting services.....	54161		3.3	-0.7	-1.4	3.1	-2.1	0.0
Management consulting services.....	541610		3.3	-1.0	-1.8	4.2	-2.9	0.1
Primary services.....		541610-P	3.2	-1.3	-2.2	5.1	-3.6	0.2
Administrative and general management consulting services.....		541610-1	2.1	-2.2	-3.6	8.2	-6.0	0.2
Marketing consulting services.....		541610-3	0.1	-0.1	0.0	0.0	0.0	0.0
Process, physical distribution and logistics consulting services.....		541610-4	12.7	1.1	1.5	0.2	0.5	1.0
Human resources consulting services.....		541610-5	10.5	0.2	-0.6	0.9	1.1	0.2
Advertising agencies.....								
Advertising agencies.....	54181		0.5	0.0	-0.2	0.0	0.0	0.0
Advertising agencies.....	541810		0.5	0.0	-0.2	0.0	0.0	0.0
Primary services.....		541810-P	0.5	0.0	-0.2	0.0	0.0	0.0
Advertising agency services.....		541810-4	0.5	0.0	-0.2	0.0	0.0	0.0
Advertising creative services billed separately.....		541810-401	0.7	0.0	0.0	0.3	0.0	0.0
Advertising placement services, including bundled placement and creative services.....		541810-402	0.6	-0.1	-0.4	-0.1	-0.1	-0.1
Other advertising services billed separately.....		541810-403	0.0	0.0	0.0	0.0	0.0	0.0
Employment services.....								
Employment services.....	5613		0.5	0.1	-0.3	-0.6	0.4	0.3
Employee leasing services.....	56133		0.4	0.0	0.0	0.0	0.1	0.2
Professional employer organizations.....	561330		0.4	0.0	0.0	0.0	0.1	0.2
Primary services.....		561330-P	0.4	0.0	0.0	0.0	0.1	0.2
Co-employment staffing.....		561330-1	0.4	0.0	0.0	0.0	0.1	0.2

See footnotes at end of table.

Table 12. Producer price index percentage changes for the net output of selected industries and their products, not seasonally adjusted — Continued
 [November 2023]

Title ¹	Industry code	Product code	Unadjusted 12-month percent change ²	Unadjusted 1-month percent change ²				
			Nov. 2022 to Nov. 2023 ^P	June to July	July to Aug. ^P	Aug. to Sept. ^P	Sept. to Oct. ^P	Oct. to Nov. ^P
Staffing services (except PEOs).....	56138		0.5	0.1	-0.5	-1.1	0.6	0.3
Staffing services (except PEOs).....	561380		0.5	0.1	-0.5	-1.1	0.6	0.3
Primary services.....		561380-P	0.4	0.1	-0.6	-1.2	0.6	0.3
Temporary help services.....		561380-1	0.1	0.0	-0.6	-1.3	0.7	0.2
Temporary help services, office and clerical.....		561380-101	4.6	0.2	0.5	0.1	0.3	0.0
Temporary help services, light and heavy industrial.....		561380-102	5.3	0.3	0.0	0.0	0.1	1.9
Temporary help services, technical and professional.....		561380-103	0.9	-0.2	-0.3	0.5	1.0	-0.4
Temporary help services, medical.....		561380-104	-19.2	-0.8	-4.9	-9.9	-2.1	-0.9
Temporary help services, other.....		561380-105	0.3	0.2	-0.1	-3.1	4.5	-1.1
Employment placement services.....		561380-2	1.7	2.2	-1.1	0.4	-0.4	0.8
Executive search services.....		561380-3	7.6	0.3	2.8	1.6	1.0	1.5
Travel agencies.....	56151		4.3	3.1	1.7	0.3	-0.4	0.0
Travel agencies.....	561510		4.3	3.1	1.7	0.3	-0.4	0.0
Primary services.....		561510-P	5.2	4.6	2.5	-0.4	-0.6	0.0
Flight bookings.....		561510-1	4.0	11.7	0.5	-0.5	-1.7	0.2
Domestic flight bookings.....		561510-111	10.6	24.6	-0.1	0.3	-0.3	0.0
International flight bookings.....		561510-112	-1.3	2.3	1.0	-1.3	-2.9	0.5
Other travel agency services, except flight bookings.....		561510-2	5.7	0.2	3.8	-0.4	0.1	-0.2
Hotel and car rental bookings.....		561510-211	1.2	-1.3	0.3	-0.2	-0.7	-0.1
Hotel bookings.....		561510-2111	1.5	-1.3	0.3	-0.2	-0.7	-0.1
Car rental bookings.....		561510-2112	-37.6	-5.2	1.2	-0.3	-4.5	-0.4
Cruise and tour bookings.....		561510-222	8.9	1.6	0.9	-0.4	0.8	-0.7
Cruise bookings.....		561510-2221	10.8	2.7	1.7	0.1	1.4	-0.8
Packaged tour bookings.....		561510-2222	-11.6	-3.6	-3.0	-3.2	-2.5	0.0
All other travel agency services.....		561510-233	6.8	0.0	7.6	-0.4	0.0	0.0
Security guards and patrol services.....	561612		7.2	0.2	2.6	-0.1	0.8	-0.2
Primary services.....		561612-P	7.2	0.2	2.6	-0.1	0.8	-0.2
Security guard services.....		561612-1	7.2	0.2	2.6	-0.1	0.8	-0.2
Janitorial services.....	56172		-0.1	-0.1	0.0	-2.5	-0.1	0.2
Janitorial services.....	561720		-0.1	-0.1	0.0	-2.5	-0.1	0.2
Primary services.....		561720-P	-0.1	-0.1	0.0	-2.6	-0.1	0.2
Janitorial cleaning services.....		561720-5	-0.1	-0.1	0.0	-2.6	-0.1	0.2
Nonresidential cleaning services.....		561720-51	-0.1	-0.1	0.0	-2.8	-0.1	0.2
Residential cleaning services.....		561720-52	0.0	0.0	0.0	0.0	0.0	0.0
Waste collection.....	5621		8.9	0.0	1.2	0.8	0.0	0.4
Waste collection.....	56211		8.9	0.0	1.2	0.8	0.0	0.4
Solid waste collection.....	562111		8.9	0.0	1.2	0.8	0.0	0.4
Primary services.....		562111-P	9.8	-0.1	1.3	0.8	0.0	0.5
Solid waste collection services.....		562111-2	9.8	-0.1	1.3	0.8	0.0	0.5
Offices of physicians.....	6211		0.4	0.2	0.0	0.0	0.1	0.0
Offices of physicians.....	62111		0.4	0.2	0.0	0.0	0.1	0.0
Offices of physicians, except mental health.....	621111		0.4	0.2	0.0	0.0	0.1	0.0
Primary services.....		621111-P	0.4	0.2	0.0	0.0	0.1	0.0
One and two physician practices and single specialty group practices.....		621111-4	-0.4	0.1	0.0	0.0	0.1	0.0
General/family practice.....		621111-411	1.9	0.1	0.0	0.0	0.4	0.0
Internal medicine.....		621111-412	-2.6	0.4	0.0	0.0	0.0	0.0
General surgery and other surgical specialties.....		621111-413	-1.2	0.0	0.0	0.0	-0.2	0.0
Pediatrics.....		621111-414	1.5	0.0	0.0	0.0	0.2	0.0
Obstetrics/gynecology.....		621111-415	1.5	0.0	0.0	0.0	0.0	0.0
Other specialty.....		621111-419	-0.6	0.0	0.0	0.0	0.0	0.0
Multispecialty group practice.....		621111-5	2.2	0.5	0.0	0.0	0.2	0.0
Offices of dentists.....	6212		3.0	0.0	0.5	0.0	0.0	0.1
Offices of dentists.....	62121		3.0	0.0	0.5	0.0	0.0	0.1
Offices of dentists.....	621210		3.0	0.0	0.5	0.0	0.0	0.1
Primary services.....		621210-P	3.0	0.0	0.5	0.0	0.0	0.1
Dental visits and consultations.....		621210-1	1.2	0.0	0.9	0.0	-0.1	0.4
Private insurance patients: dental visits and consultations.....		621210-11	2.6	0.0	0.9	0.0	-0.1	0.6
Medicare, Medicaid and all other patients: dental visits and consultations.....		621210-12	-0.7	0.0	1.0	0.0	-0.1	0.0
Dental surgical intervention services.....		621210-2	1.2	0.0	0.0	0.0	0.0	0.0
Private insurance patients: dental surgical intervention services.....		621210-21	0.6	0.0	0.0	0.0	0.0	0.0

See footnotes at end of table.

Table 12. Producer price index percentage changes for the net output of selected industries and their products, not seasonally adjusted — Continued
 [November 2023]

Title ¹	Industry code	Product code	Unadjusted 12-month percent change ²	Unadjusted 1-month percent change ²					
				Nov. 2022 to Nov. 2023 ^P	June to July	July to Aug. ^P	Aug. to Sept. ^P	Sept. to Oct. ^P	Oct. to Nov. ^P
Offices of dentists - Continued									
Medicare, Medicaid and all other patients: dental surgical intervention services..		621210-22	1.9	0.0	0.0	0.0	0.0	0.0	0.0
Dental non-surgical intervention services.....		621210-3	4.8	0.0	0.2	0.0	0.0	0.0	0.0
Private insurance patients: dental non-surgical intervention services.....		621210-31	2.7	0.0	0.2	0.0	0.0	0.0	0.0
Medicare, Medicaid and all other patients: dental non-surgical intervention services.....		621210-32	7.4	0.0	0.3	0.0	0.0	0.0	0.0
Medical and diagnostic laboratories.....	6215		0.7	0.1	0.0	0.0	0.0	0.0	0.0
Medical and diagnostic laboratories.....	62151		0.7	0.1	0.0	0.0	0.0	0.0	0.0
Medical laboratories.....	621511		0.2	0.0	0.1	0.0	0.0	0.0	0.0
Primary services.....		621511-P	0.2	0.0	0.1	0.0	0.0	0.0	0.0
Medical laboratory services.....		621511-2	0.2	0.0	0.1	0.0	0.0	0.0	0.0
Medicare patients.....		621511-23	2.6	0.0	0.0	0.0	0.0	0.0	0.0
Medicaid patients.....		621511-24	-0.3	0.0	0.0	0.0	0.0	0.0	0.0
Private insurance patients.....		621511-25	-0.1	-0.1	0.1	0.1	0.0	0.0	0.0
All other patients.....		621511-26	1.0	0.0	0.0	0.0	0.0	0.0	0.0
Diagnostic imaging centers.....	621512		1.8	0.2	0.0	0.0	0.0	0.0	0.0
Primary services.....		621512-P	1.8	0.2	0.0	0.0	0.0	0.0	0.0
Diagnostic imaging services.....		621512-4	1.8	0.2	0.0	0.0	0.0	0.0	0.0
Medicare and Medicaid patients.....		621512-41	0.5	0.0	0.0	0.1	0.0	0.0	0.0
Private insurance and all other patients.....		621512-42	2.2	0.3	0.0	0.0	0.0	0.0	0.0
Home health care services.....	6216		4.3	0.3	0.6	0.4	0.4	0.0	0.0
Home health care services.....	62161		4.3	0.3	0.6	0.4	0.4	0.0	0.0
Home health care services.....	621610		4.3	0.3	0.6	0.4	0.4	0.0	0.0
Primary services.....		621610-P	4.5	0.3	0.6	0.5	0.4	0.0	0.0
Medicare and Medicaid patients.....		621610-3	4.5	0.5	0.6	0.5	0.5	0.0	0.0
Medicare patients.....		621610-31	-0.3	0.0	0.0	0.0	1.1	0.0	0.0
Medicaid patients.....		621610-32	8.3	0.8	1.0	0.9	0.1	0.0	0.0
Private insurance and all other patients.....		621610-4	4.8	-0.1	0.6	0.3	0.0	0.0	0.0
Private insurance patients.....		621610-41	6.4	0.0	0.0	3.0	0.0	0.0	0.0
All other patients.....		621610-42	4.8	-0.1	0.7	0.0	0.0	0.0	0.0
Other receipts.....		621610-SM	1.9	0.0	0.9	0.0	0.8	-0.1	0.0
All other ambulatory health care services.....	62199		4.4	0.6	0.1	-0.8	0.2	0.6	0.0
Blood and organ banks.....	621991		4.4	0.6	0.1	-0.8	0.2	0.6	0.0
Primary services.....		621991-P	4.4	0.6	0.0	-0.8	0.2	0.6	0.0
Human blood services.....		621991-1	3.3	0.8	0.1	-1.0	0.0	0.2	0.0
Human red blood and whole blood services.....		621991-12	3.2	0.5	0.4	0.2	0.3	-0.2	0.0
Human blood plasma services.....		621991-13	3.7	1.1	-0.1	-2.4	-0.4	0.6	0.0
Human blood platelet and other blood services.....		621991-14	2.8	0.4	0.2	0.4	0.4	0.0	0.0
Human organ, bone, tissue, and other bank services.....		621991-2	6.9	0.1	-0.1	-0.4	0.6	1.3	0.0
Other receipts.....		621991-SM	6.1	0.4	2.6	-0.1	0.6	0.1	0.0
Hospitals.....	622		3.0	0.4	0.0	-0.3	1.0	-0.1	0.0
General medical and surgical hospitals.....	6221		3.0	0.4	0.0	-0.3	0.9	-0.1	0.0
General medical and surgical hospitals.....	62211		3.0	0.4	0.0	-0.3	0.9	-0.1	0.0
General medical and surgical hospitals.....	622110		3.0	0.4	0.0	-0.3	0.9	-0.1	0.0
Primary services.....		622110-P	3.2	0.5	0.0	-0.3	1.0	-0.1	0.0
Certain infectious and parasitic diseases.....		622110-201	2.3	0.1	0.0	0.0	-0.3	0.0	0.0
Neoplasms.....		622110-202	5.0	0.0	-0.5	1.4	1.3	0.0	0.0
Diseases of the blood & blood-forming organs & certain disorders involving the immune mechanism.....		622110-203	4.4	0.0	0.0	0.0	0.0	0.0	0.0
Endocrine, nutritional and metabolic diseases.....		622110-204	-1.1	-2.5	1.5	0.0	-0.9	0.0	0.0
Mental and behavioural disorders.....		622110-205	-7.6	0.8	-0.6	-8.7	0.5	-0.4	0.0
Diseases of the nervous system.....		622110-206	2.6	0.2	0.4	0.9	1.0	0.1	0.0
Diseases of the circulatory system.....		622110-209	0.8	0.4	0.1	0.0	0.5	-1.1	0.0
Diseases of the respiratory system.....		622110-210	8.1	5.3	0.1	0.0	2.1	0.0	0.0
Diseases of the digestive system.....		622110-211	6.6	0.5	0.1	0.3	2.2	-0.2	0.0
Diseases of the skin and subcutaneous tissue.....		622110-212	4.8	0.0	0.0	0.0	2.7	-1.1	0.0
Diseases of the musculoskeletal system and connective tissue.....		622110-213	3.5	0.4	0.0	0.0	1.6	-0.3	0.0
Diseases of the genitourinary system.....		622110-214	3.2	0.0	0.4	0.0	1.3	3.2	0.0
Pregnancy, childbirth and the puerperium.....		622110-215	7.5	1.1	-0.3	1.4	0.3	0.6	0.0
Certain conditions originating in the perinatal period.....		622110-216	6.1	2.8	-0.1	0.0	0.7	0.0	0.0

See footnotes at end of table.

Table 12. Producer price index percentage changes for the net output of selected industries and their products, not seasonally adjusted — Continued
 [November 2023]

Title ¹	Industry code	Product code	Unadjusted 12-month percent change ²	Unadjusted 1-month percent change ²				
				Nov. 2022 to Nov. 2023 ^P	June to July	July to Aug. ^P	Aug. to Sept. ^P	Sept. to Oct. ^P
General medical and surgical hospitals - Continued								
Symptoms, signs and abnormal clinical and laboratory findings, not elsewhere classified.....		622110-218	5.7	-0.2	-0.1	0.0	0.2	0.0
Injury, poisoning and certain other consequences of external causes.....		622110-219	5.4	0.0	0.0	0.7	0.8	0.0
Factors influencing health status and contact with health services.....		622110-221	1.8	-0.5	0.1	0.0	1.1	0.0
Other diseases.....		622110-223	2.5	1.1	-0.4	0.0	-0.2	0.0
Psychiatric and substance abuse hospitals.....	6222		2.5	0.4	-0.1	0.0	0.0	0.0
Psychiatric and substance abuse hospitals.....	62221		2.5	0.4	-0.1	0.0	0.0	0.0
Psychiatric and substance abuse hospitals.....	622210		2.5	0.4	-0.1	0.0	0.0	0.0
Primary services.....		622210-P	2.5	0.4	-0.1	0.0	0.0	0.0
Psychiatric hospitals.....		622210-3	3.0	0.6	-0.1	0.0	0.0	0.0
Medicare patients: psychiatric hospitals.....		622210-31	1.2	0.4	0.0	0.0	0.0	0.0
Medicaid patients: psychiatric hospitals.....		622210-32	6.2	1.0	-0.3	0.0	0.0	0.0
Private insurance and all other patients: psychiatric hospitals.....		622210-33	1.9	0.4	-0.1	0.0	0.0	0.0
Other specialty hospitals.....	6223		2.7	0.6	-0.3	-0.1	3.2	0.2
Other specialty hospitals.....	62231		2.7	0.6	-0.3	-0.1	3.2	0.2
Other specialty hospitals.....	622310		2.7	0.6	-0.3	-0.1	3.2	0.2
Primary services.....		622310-P	2.2	0.7	-0.3	-0.2	3.6	0.2
Specialty, except psychiatric and substance abuse, hospitals.....		622310-6	2.2	0.7	-0.3	-0.2	3.6	0.2
Medicare patients.....		622310-61	5.2	-0.1	0.0	0.1	1.9	0.3
Medicaid patients.....		622310-62	26.2	0.6	-1.0	-1.9	27.9	0.6
Private insurance and all other patients.....		622310-63	-2.8	1.3	-0.3	0.0	0.5	0.1
Nursing care facilities.....	6231		4.0	1.3	0.3	-0.2	0.9	-0.1
Nursing care facilities.....	62311		4.0	1.3	0.3	-0.2	0.9	-0.1
Nursing care facilities.....	623110		4.0	1.3	0.3	-0.2	0.9	-0.1
Primary services.....		623110-P	4.2	1.4	0.3	-0.2	0.9	-0.1
Medicare and Medicaid patients.....		623110-1	4.8	2.3	0.3	-0.4	1.5	0.0
Medicaid patients.....		623110-101	6.0	3.7	0.5	-0.7	0.7	-0.1
Medicare patients.....		623110-102	3.0	0.0	0.0	0.0	2.9	0.0
Private insurance and all other patients.....		623110-3	3.4	0.2	0.4	0.0	0.2	-0.1
Private insurance patients.....		623110-301	-0.9	-0.6	0.0	0.0	0.0	0.0
All other patients.....		623110-302	4.3	0.4	0.5	0.0	0.3	-0.2
Residential developmental disability homes.....	62321		10.4	2.5	0.0	0.1	0.8	0.0
Residential developmental disability homes.....	623210		10.4	2.5	0.0	0.1	0.8	0.0
Primary services.....		623210-P	8.6	2.9	0.0	0.1	0.0	0.0
Residential intellectual and developmental disability services.....		623210-1	8.6	2.9	0.0	0.1	0.0	0.0
Medicaid patients.....		623210-11	5.2	2.6	0.0	0.1	0.1	0.0
Non-Medicaid patients.....		623210-12	24.3	4.0	0.0	0.0	0.0	0.0
Amusement and theme parks.....	7131		5.1	0.9	-4.5	0.1	6.3	1.5
Amusement and theme parks.....	71311		5.1	0.9	-4.4	0.1	6.3	1.5
Amusement and theme parks.....	713110		5.1	0.9	-4.5	0.1	6.3	1.5
Primary services.....		713110-P	4.7	1.0	-4.8	0.1	6.4	1.6
Amusement and theme park admissions.....		713110-1	5.3	1.4	-6.8	0.2	8.9	2.3
Amusement and theme park food and beverage sales.....		713110-2	6.6	-0.3	0.0	0.0	0.0	0.0
Amusement and theme park merchandise sales, games, and other services.....		713110-3	-11.7	1.5	-0.5	-1.6	5.3	0.0
Other receipts.....		713110-SM	12.8	0.5	0.4	0.7	5.8	-0.7
Golf courses and country clubs.....	71391		6.9	0.2	0.1	0.0	0.1	1.7
Golf courses and country clubs.....	713910		6.9	0.2	0.1	0.0	0.1	1.7
Primary services.....		713910-P	6.9	0.2	0.1	0.0	0.1	1.8
Membership dues and fees.....		713910-1	8.7	0.3	0.0	0.0	0.0	0.0
Greens and guest fees.....		713910-2	2.2	0.1	-0.2	0.0	0.3	8.6
Food and beverage sales.....		713910-3	7.3	0.0	0.7	0.0	0.0	0.4
Equipment rentals and all other golf services.....		713910-4	4.5	0.0	0.0	0.0	0.0	0.7
Fitness and recreational sports centers.....	71394		3.8	0.2	0.1	0.0	0.2	0.3
Fitness and recreational sports centers.....	713940		3.8	0.2	0.1	0.0	0.2	0.3
Primary services.....		713940-P	3.7	0.3	0.0	0.0	0.2	0.4
Fitness and recreational facility memberships.....		713940-1	3.5	0.0	0.0	0.0	0.3	0.6
Recreational facility admissions, classes, and other fitness center services.....		713940-2	4.3	0.8	0.0	0.0	0.0	0.0
Other receipts.....		713940-SM	3.3	0.0	0.6	0.0	0.0	0.0

See footnotes at end of table.

Table 12. Producer price index percentage changes for the net output of selected industries and their products, not seasonally adjusted — Continued
 [November 2023]

Title ¹	Industry code	Product code	Unadjusted 12-month percent change ²	Unadjusted 1-month percent change ²					
				Nov. 2022 to Nov. 2023 ^P	June to July	July to Aug. ^P	Aug. to Sept. ^P	Sept. to Oct. ^P	Oct. to Nov. ^P
Accommodation.....	721		2.4	0.0	-2.2	-0.7	-0.9	-0.1	
Accommodation.....	7211		2.4	0.0	-2.2	-0.7	-0.9	-0.1	
Hotels (exc casino hotels) and motels.....	72111		1.9	0.4	-3.1	-1.9	-0.1	-1.0	
Hotels and motels, except casino hotels.....	721110		1.9	0.4	-3.1	-1.9	-0.1	-1.0	
Primary services.....		721110-P	1.8	0.4	-3.1	-1.9	-0.1	-0.9	
Guestroom rental.....		721110-1	1.6	0.4	-4.0	-2.4	-0.2	-1.3	
Limited service hotels and motels guestroom rental.....		721110-101	-1.2	1.8	-1.4	-1.5	-2.3	-5.4	
Full service hotels and motels guestroom rental.....		721110-102	-1.9	-4.5	-3.2	-1.1	0.3	-4.6	
Luxury and resort hotels guestroom rental.....		721110-103	5.3	6.3	-6.5	-4.5	0.4	5.6	
Hotel and motel food and beverage and related services.....		721110-2	1.9	0.5	0.5	0.1	0.4	0.2	
Hotel and motel food and nonalcoholic beverage and related services.....		721110-201	1.9	0.6	0.5	-0.2	0.5	0.3	
Hotel and motel alcoholic beverage and related services.....		721110-202	1.8	-0.2	0.1	1.2	0.1	0.0	
Other hotel and motel services.....		721110-5	5.7	-0.2	1.6	-0.3	-0.2	0.8	
Other receipts.....		721110-SM1	2.7	-0.6	3.1	2.4	-1.2	-4.5	
Casino hotels.....	72112		4.0	-1.0	0.7	2.7	-3.2	2.7	
Casino hotels.....	721120		4.0	-1.0	0.7	2.7	-3.2	2.7	
Primary services.....		721120-P	3.9	-1.0	0.7	2.7	-3.2	2.7	
Casino hotel guestroom rental.....		721120-1	9.2	-2.2	5.9	12.2	-19.7	13.9	
Casino hotel food and beverage and related services.....		721120-2	4.2	0.3	0.0	0.0	-0.1	0.9	
Casino hotel food and nonalcoholic beverage and related services.....		721120-201	2.0	0.4	0.0	0.0	-0.1	0.0	
Casino hotel alcoholic beverage and related services.....		721120-202	9.0	0.0	0.0	0.0	0.0	2.7	
Casino gaming receipts.....		721120-5	1.8	-1.0	-0.7	0.6	1.7	-0.2	
Other casino hotel services.....		721120-6	10.5	0.0	0.0	0.0	0.0	5.4	
Other receipts.....		721120-SM1	11.7	0.5	1.1	1.0	-1.8	8.5	
Commercial machinery repair and maintenance.....	8113		6.7	1.2	0.0	1.7	0.0	0.0	
Commercial machinery repair and maintenance.....	81131		6.7	1.2	0.0	1.7	0.0	0.0	
Commercial machinery repair and maintenance.....	811310		6.7	1.2	0.0	1.7	0.0	0.0	
Primary services.....		811310-P	6.6	1.2	0.0	1.7	0.0	0.0	
Maintenance and repair services for agricultural, construction, and mining machinery.....		811310-5	6.7	0.0	0.0	0.9	0.0	0.0	
Maintenance and repair services for commercial and service industry machinery.....		811310-6	8.5	4.8	0.0	3.5	0.0	0.0	
Maintenance and repair services for industrial machinery.....		811310-7	6.7	0.0	0.0	1.7	0.0	0.0	
Maintenance and repair services for general purpose machinery.....		811310-8	1.9	0.0	0.0	0.0	0.0	0.0	
Special indexes									
New nonresidential building construction by contractor type/region.....	236400		0.8	-1.2	0.1	0.1	-0.4	-0.2	
General contractors.....		236400-1	1.1	-0.8	0.1	0.1	-0.4	-0.2	
General contractors, Northeast.....		236400-11	0.7	-0.8	0.0	0.0	-0.3	0.3	
General contractors, South.....		236400-12	1.2	-0.2	0.0	0.3	-0.3	-0.7	
General contractors, Midwest.....		236400-13	0.5	-0.7	0.3	-0.2	0.3	0.2	
General contractors, West.....		236400-14	1.5	-1.7	0.1	0.0	-0.9	0.0	
Plumbing, heating, and air conditioning contractors.....		236400-221	3.9	0.5	0.5	0.1	0.7	-0.7	
Plumbing, heating, and air conditioning contractors, Northeast.....		236400-2211	4.2	0.2	0.0	0.0	0.3	-0.7	
Plumbing, heating, and air conditioning contractors, South.....		236400-2212	5.7	1.4	1.5	0.0	0.9	-0.1	
Plumbing, heating, and air conditioning contractors, Midwest.....		236400-2213	0.1	0.0	-1.1	0.0	0.4	0.0	
Plumbing, heating, and air conditioning contractors, West.....		236400-2214	4.3	-0.1	1.2	0.3	0.9	-2.1	
Electrical contractors.....		236400-222	2.8	-1.8	-0.1	0.1	-0.8	0.0	
Electrical contractors, Northeast.....		236400-2221	2.6	-2.4	0.2	0.1	-0.9	0.0	
Electrical contractors, South.....		236400-2222	4.7	-1.2	0.0	0.0	-1.1	0.0	
Electrical contractors, Midwest.....		236400-2223	-0.5	-2.9	-0.2	0.5	-0.5	0.0	
Electrical contractors, West.....		236400-2224	3.0	-1.3	-0.2	0.1	-0.6	0.0	
Roofing contractors.....		236400-223	10.4	-0.8	0.0	-0.6	0.7	0.1	
Roofing contractors, Northeast.....		236400-2231	9.9	-1.2	0.0	0.0	2.7	0.0	
Roofing contractors, South.....		236400-2232	10.7	1.3	0.0	-2.1	1.1	-0.1	
Roofing contractors, Midwest.....		236400-2233	10.6	-1.6	0.0	0.3	0.3	0.2	
Roofing contractors, West.....		236400-2234	10.3	-2.3	-0.2	0.1	-0.2	0.2	
Poured concrete foundation and structure contractors.....		236400-224	-2.3	-2.9	-0.1	0.0	1.9	0.1	
Poured concrete foundation and structure contractors, Northeast.....		236400-2241	-1.1	-1.9	0.0	0.0	3.0	0.0	
Poured concrete foundation and structure contractors, South.....		236400-2242	-2.9	-4.1	-0.1	0.1	2.1	0.1	
Poured concrete foundation and structure contractors, Midwest.....		236400-2243	-4.0	-1.4	0.1	-0.3	1.1	0.1	
Poured concrete foundation and structure contractors, West.....		236400-2244	-0.5	-2.9	-0.2	0.0	2.0	0.0	
New nonresidential building construction by region.....	236500		0.7	-1.3	0.1	0.1	-0.5	-0.2	
New nonresidential building construction, Northeast.....		236500-1	1.9	-1.1	0.0	0.0	0.2	-0.1	

See footnotes at end of table.

Table 12. Producer price index percentage changes for the net output of selected industries and their products, not seasonally adjusted — Continued
 [November 2023]

Title ¹	Industry code	Product code	Unadjusted 12-month percent change ²	Unadjusted 1-month percent change ²				
				Nov. 2022 to Nov. 2023 ^p	June to July	July to Aug. ^p	Aug. to Sept. ^p	Sept. to Oct. ^p
New nonresidential building construction by region - Continued								
New nonresidential building construction, South.....		236500-2	1.3	-0.9	0.2	0.1	-0.5	-0.4
New nonresidential building construction, Midwest.....		236500-3	-0.6	-1.1	0.0	-0.1	0.2	0.0
New nonresidential building construction, West.....		236500-4	0.2	-1.8	0.2	0.1	-1.2	-0.2
Nonresidential building maintenance & repair.....	2381MR		3.6	0.1	0.0	0.0	0.2	0.1
General medical and surgical hospitals by patient type.....								
Medicare patients.....	62211A	62211A-2	2.9	0.1	0.0	0.0	2.0	-0.1
Medicaid patients.....		62211A-4	1.2	1.5	-0.3	0.0	0.0	0.0
Private insurance and all other patients.....		62211A-6	3.7	0.5	0.1	-0.7	0.5	-0.1
Private insurance patients.....		62211A-61	4.5	0.5	0.1	0.1	0.5	-0.1
All other patients.....		62211A-62	-1.9	0.5	0.1	-6.7	0.3	-0.5
Premiums for property and casualty insurance ³								
Primary services.....	924126	924126-P	5.8	0.2	0.1	0.6	0.0	0.0
Premiums for private passenger auto insurance.....		924126-1	9.0	0.2	0.0	0.2	0.1	0.0
Premiums for homeowner's insurance.....		924126-2	6.8	0.2	0.2	2.4	0.0	-0.1
Premiums for commercial auto insurance.....		924126-3	0.8	0.1	0.0	0.5	0.0	0.1
Premiums for non-auto liability insurance.....		924126-4	1.7	0.2	0.7	0.1	0.0	0.0
Premiums for medical malpractice insurance.....		924126-402	0.6	0.0	0.0	0.0	0.0	0.0
Premiums for product and other non-auto liability insurance.....		924126-403	1.9	0.3	0.8	0.2	0.0	0.0
Premiums for commercial multiple peril insurance.....		924126-5	4.1	-0.1	0.0	0.9	0.0	0.0
Premiums for worker's compensation insurance.....		924126-6	-1.6	0.1	0.0	-0.5	0.0	-0.5
Premiums for other property and casualty insurance.....		924126-7	0.9	0.2	-0.2	0.0	-0.3	0.0

¹ Industry and product class indexes may include products not shown separately.

² All indexes are subject to revision for 4 months after their originally scheduled publication to incorporate late reports and corrections by survey respondents.

³ The special index for 924126, in which prices reflect premiums only, contrasts with the index shown elsewhere in this table for NAICS 524126, where prices reflect premiums plus the amount of investment income earned on the invested portion of the premium.

^p Preliminary

"-" Data not available.

n.e.c. = Not elsewhere classified.

NOTE: Titles of some industries and products are not shown in this table because they fail to meet our publication criteria.

Table 13. Producer price indexes and percentage changes for special commodity groupings, not seasonally adjusted

[November 2023, Index base 1982=100, unless otherwise indicated]

Title	Other index base	Commodity code		Unadjusted index ¹					Unadjusted 1-month percent change ¹	Unadjusted 12-month percent change ¹
		Group code	Item code	July 2023	Aug. 2023 ^p	Sept. 2023 ^p	Oct. 2023 ^p	Nov. 2023 ^p	Oct. to Nov. ^p	Nov. 2022 to Nov. 2023 ^p
All commodities except farm products.....		SI	006111	255.435	259.979	261.442	257.852	256.152	-0.7	-2.7
Industrial commodities less fuels.....		ILF	T15M05	256.701	256.364	256.257	256.207	256.022	-0.1	0.1
Construction materials.....		SI	012011	334.512	333.786	332.084	328.721	327.242	-0.4	-0.9
Chemicals and allied products, including synthetic rubber and synthetic fibers and yarns.....		SI	020011	336.540	335.212	335.458	337.408	334.737	-0.8	-4.2
Lumber and plywood.....		SI	004011	273.160	260.819	262.233	255.276	250.234	-2.0	-11.2
Foods										
All foods.....		SI	013011	259.444	260.429	261.342	260.473	261.522	0.4	-5.6
Apples.....	06/08	SI	01102A	152.042	155.367	155.588	133.180	122.190	-8.3	-19.1
Berries.....	06/08	SI	01102B	85.597	121.841	85.532	82.998	193.663	133.3	-18.3
Processed foods.....		SI	095011	262.167	263.687	265.607	265.665	262.721	-1.1	-1.0
Textiles										
Selected textile mill products.....		SI	134011	197.241	197.675	198.716	198.035	197.890	-0.1	-0.7
Hosiery.....		SI	092011	185.510	185.510	185.510	185.510	185.257	-0.1	0.6
Underwear and nightwear.....		SI	094011	159.706	159.706	159.706	159.830	159.830	0.0	0.7
Metals										
Steel mill products, including fabricated wire products.....		SI	STEEL1	331.828	325.553	314.863	307.285	302.945	-1.4	-8.5
Finished steel mill products, excluding fabricated wire products.....		SI	STEEL2	320.437	313.526	301.367	293.286	288.342	-1.7	-8.8
Finished steel mill products, including fabricated wire products.....		SI	STEEL3	323.685	317.077	305.669	297.796	293.233	-1.5	-8.9
Special metals and metal products.....		SI	018011	243.565	242.666	241.593	241.051	241.188	0.1	-0.2
Fabricated metal products.....		SI	017011	284.288	283.737	283.547	283.537	284.040	0.2	0.6
Copper and copper products.....		SI	019011	509.161	499.785	499.885	492.246	494.178	0.4	-2.8
Machinery										
Machinery and motive products.....		SI	093011	187.096	187.282	187.456	187.927	188.214	0.2	2.9
Machinery and equipment, except electrical.....		SI	089011	209.915	210.278	210.672	210.981	211.302	0.2	4.7
Agricultural machinery, including tractors.....		SI	024011	331.111	331.211	332.763	334.053	331.886	-0.6	0.9
Metalworking machinery.....		SI	021011	247.716	247.958	250.037	250.169	250.171	0.0	5.8
Total tractors.....		SI	023011	293.507	291.054	291.054	291.054	291.381	0.1	7.1
Agriculture machinery and equipment, less parts.....		SI	021012	326.484	326.582	328.112	329.384	327.247	-0.6	0.9
Agricultural machinery, excluding tractors.....		SI	024012	342.029	342.286	343.764	344.980	343.204	-0.5	1.1
Medical										
Pharmaceutical preparations for human and veterinary use.....		SI	070011	862.883	861.585	861.489	862.439	862.659	0.0	2.6
Pharmaceuticals for human use, prescription.....	06/01	SI	07003	316.090	316.095	316.095	316.307	316.308	0.0	2.3
Pharmaceuticals for human use, non-prescription.....	06/01	SI	07006	144.321	144.321	144.297	144.497	144.537	0.0	2.2
Health care services, Medicare patients.....	06/14	SI	HCARE1	113.825	113.826	113.829	115.567	115.498	-0.1	1.2
Health care services, Medicaid patients.....	06/14	SI	HCARE2	119.315	119.533	119.539	119.947	119.944	0.0	3.8
Health care services, private insurance patients.....	06/14	SI	HCARE3	125.453	125.446	125.563	126.024	125.777	-0.2	3.3
Health care services, all other patients.....	06/14	SI	HCARE4	127.973	128.315	131.406	131.500	131.456	0.0	6.3

¹ All indexes are subject to revision for 4 months after their originally scheduled publication to incorporate late reports and corrections by survey respondents.

p Preliminary

NOTE: See next page for content of indexes on this table.

Table 13 commodity groupings include the following items:

All commodities except farm products: 02 through 15

Industrial commodities less fuels: 03, 04, and 06 through 15

Construction materials: 062101, 0721, 081105, 081106, 081107, 081203, 081204, 082, 0831, 0835, 086, 092, 101502, 101703, 101704, 10250162, 104101, 105, 106, 1071, 107301, 1074051, 107411, 10830225, 1142, 1147, 11490205, 11710143, 11710144, 11710147, 11710216, 11710217, 123101, 1232, 131108, 1321, 1322, 133, 134, 1361, 1362, 137, 1392, 1394, and 139501

Chemicals and allied products, including synthetic rubber and synthetic fibers: 031, 06 less 064, and 071102

Lumber and plywood: 081 and 083

All foods: 011, 017, and 02 less 0261, 0262, and 029

Apples: 01110208, 01110209, 01110211, 01110215, 01110216, 01110220, 01110229, 01110230

Berries: 01110222, 01110224, 01110225, 01110226, 01110227

Processed foods: 02 less 0261, 0262, and 029

Selected textile mill products: 0327, 03370104, 034, 038108083, 03820312, 038303214, 038303216, and 1231

Hosiery: 03810831

Underwear and nightwear: 03810647, 03810761, 038308083

Steel mill products, including fabricated wire products: 1017 and 1088

Finished steel mill products, excluding fabricated wire products: 101703, 101704, 101705, 101706, 101706, 101707, and 101708

Finished steel mill products, including fabricated wire products: 101703, 101704, 101705, 101706, 101706, 101707, 101708, and 1088

Special metals and metal products: 10, 111, and 141

Fabricated metal products: 103 through 108

Copper and copper products: 10210201, 10220131, 102301, 102403, 102502, 10260314, and 102807013

Machinery and motive products: 11 and 14

Machinery and equipment except electrical: 111, 112, 113, 114, 115, 116, 118, and 119

Agriculture machinery, including tractors: 1114 less 111409

Metalworking machinery: 113A, 1132, 113304, 1137, and 1138

Total tractors: 111410 and 112A less 112A03

Agricultural machinery and equipment, less parts (old commodity code 111): 111 less 111409

Agricultural machinery, excluding tractors (old commodity code 1112): 1114 less 111403

Pharmaceutical preparations for human and veterinary use: 0634 and 0638

Pharmaceuticals for human use, prescription: prescription pharmaceutical price quotes from 0638

Pharmaceuticals for human use, non-prescription: non-prescription pharmaceutical price quotes from 0638

Health care services, Medicare patients: Medicare price quotes from 511 and 512

Health care services, Medicaid patients: Medicaid price quotes from 511 and 512

Health care services, private insurance patients: Private insurance price quotes from 511 and 512

Health care services, all other patients: Price quotes from 511 and 512, less Medicare, Medicaid, and private insurance

Note: Weights for the above components are those used for the comprehensive All commodities index.

Table 14. Producer price indexes and percentage changes for net inputs to industries, excluding capital investment, labor, and imports; not seasonally adjusted
 [November 2023, Index base December 2014=100, unless otherwise indicated]

Title	Other index base	Commodity code		Unadjusted index ¹					Unadjusted 1-month percent change ¹	Unadjusted 12-month percent change ¹
		Group code	Item code	July 2023	Aug. 2023 ^P	Sept. 2023 ^P	Oct. 2023 ^P	Nov. 2023 ^P	Oct. to Nov. ^P	Nov. 2022 to Nov. 2023 ^P
Construction										
Inputs to construction industries, excluding capital investment, labor, and imports.....		IP	230000	148.771	150.412	151.006	150.076	149.738	-0.2	-0.2
Inputs to construction industries, goods.....	06/86	IP	2300001	317.776	323.144	324.341	319.804	318.797	-0.3	-0.8
Inputs to construction industries, energy.....		IP	23000012	138.252	159.455	162.075	144.779	139.445	-3.7	-18.0
Inputs to construction industries, goods less foods and energy....		IP	23000013	151.343	151.750	152.081	151.666	151.744	0.1	1.6
Inputs to construction industries, services.....		IP	2300002	147.048	146.956	147.608	149.038	148.967	0.0	0.9
Inputs to construction industries, trade services ²		IP	23000021	157.087	156.329	156.897	159.384	158.885	-0.3	1.6
Inputs to construction industries, transportation and warehousing services.....		IP	23000022	129.376	130.117	132.136	133.048	132.242	-0.6	-8.7
Inputs to construction industries, services less trade, transportation, and warehousing.....		IP	23000023	132.366	132.749	132.864	133.106	133.895	0.6	5.7
New construction										
Inputs to new construction, excluding capital investment, labor, and imports.....		IP	231000	149.511	151.102	151.630	150.713	150.425	-0.2	-0.1
Inputs to new construction, goods.....	06/86	IP	2310001	318.444	323.722	324.845	320.310	319.465	-0.3	-0.6
Inputs to new construction, energy.....		IP	23100012	137.706	159.153	161.535	143.469	138.509	-3.5	-17.8
Inputs to new construction, goods less foods and energy.....		IP	23100013	152.277	152.735	153.068	152.635	152.727	0.1	1.6
Inputs to new construction, services.....		IP	2310002	147.113	146.941	147.462	148.936	148.866	0.0	0.8
Inputs to new construction, trade services ²		IP	23100021	157.769	156.808	157.209	159.932	159.384	-0.3	1.4
Inputs to new construction, transportation and warehousing services.....		IP	23100022	129.376	130.117	132.136	133.048	132.242	-0.6	-8.7
Inputs to new construction, services less trade, transportation, and warehousing.....		IP	23100023	132.303	132.615	132.603	132.849	133.611	0.6	5.3
Inputs to residential construction industries, excluding capital investment, labor, and imports.....		IP	231100	146.595	147.951	148.645	147.866	147.697	-0.1	0.0
Inputs to residential construction industries, goods.....	06/86	IP	2311001	310.511	314.972	315.976	311.939	311.505	-0.1	-0.4
Inputs to residential construction industries, energy.....		IP	23110012	131.375	150.035	152.385	136.602	131.822	-3.5	-16.6
Inputs to residential construction industries, goods less foods and energy.....		IP	23110013	149.918	150.423	150.719	150.153	150.396	0.2	1.3
Inputs to residential construction industries, services.....		IP	2311002	145.335	145.533	146.555	147.507	147.394	-0.1	0.8
Inputs to residential construction industries, trade services ²		IP	23110021	152.396	152.318	153.732	154.973	154.496	-0.3	1.6
Inputs to residential construction industries, transportation and warehousing services.....		IP	23110022	129.376	130.117	132.137	133.048	132.243	-0.6	-8.7
Inputs to residential construction industries, services less trade, transportation, and warehousing.....		IP	23110023	134.792	135.252	135.101	135.516	136.365	0.6	5.4
Inputs to single family residential construction, excluding capital investment, labor, and imports.....		IP	231110	145.283	146.437	147.115	146.429	146.150	-0.2	-0.2
Inputs to single family residential construction, goods.....		IP	2311101	145.456	147.162	147.547	145.793	145.512	-0.2	-0.6
Inputs to single family residential construction, energy.....		IP	23111012	135.364	153.871	156.225	140.276	135.491	-3.4	-16.0
Inputs to single family residential construction, goods less foods and energy.....		IP	23111013	149.498	150.023	150.273	149.511	149.551	0.0	0.7
Inputs to single family residential construction, services.....		IP	2311102	145.004	145.353	146.459	147.330	147.052	-0.2	0.7
Inputs to single family residential construction, trade services ²		IP	23111021	151.797	151.971	153.328	154.400	153.675	-0.5	1.4
Inputs to single family residential construction, transportation and warehousing services.....		IP	23111022	129.376	130.117	132.137	133.048	132.243	-0.6	-8.7
Inputs to single family residential construction, services less trade, transportation, and warehousing.....		IP	23111023	137.400	137.955	137.981	138.351	139.419	0.8	6.1
Inputs to multifamily residential construction, excluding capital investment, labor, and imports.....		IP	231120	148.207	149.412	150.322	149.633	149.432	-0.1	0.7
Inputs to multifamily residential construction, goods.....		IP	2311201	150.456	152.459	153.054	151.357	151.054	-0.2	0.8
Inputs to multifamily residential construction, energy.....		IP	23112012	137.151	155.905	158.217	142.158	137.322	-3.4	-16.6
Inputs to multifamily residential construction, goods less foods and energy.....		IP	23112013	153.969	154.624	155.087	154.546	154.612	0.0	2.5
Inputs to multifamily residential construction, services.....		IP	2311202	145.758	145.838	147.199	147.935	147.879	0.0	0.7
Inputs to multifamily residential construction, trade services ²		IP	23112021	152.748	152.566	154.341	155.509	155.100	-0.3	1.6
Inputs to multifamily residential construction, transportation and warehousing services.....		IP	23112022	129.376	130.117	132.136	133.048	132.242	-0.6	-8.7
Inputs to multifamily residential construction, services less trade, transportation, and warehousing.....		IP	23112023	128.451	128.673	128.982	128.891	129.710	0.6	5.3
Inputs to other residential construction, excluding capital investment, labor, and imports.....		IP	231130	145.582	147.033	147.695	146.878	146.747	-0.1	0.2
Inputs to other residential construction, goods.....		IP	2311301	146.162	148.455	148.959	146.980	146.802	-0.1	-0.4
Inputs to other residential construction, energy.....		IP	23113012	131.778	150.763	153.145	137.198	132.351	-3.5	-16.9
Inputs to other residential construction, goods less foods and energy.....		IP	23113013	147.771	148.241	148.541	148.086	148.417	0.2	1.7
Inputs to other residential construction, services.....		IP	2311302	144.950	145.138	146.037	146.969	146.910	0.0	1.0
Inputs to other residential construction, trade services ²		IP	23113021	153.272	153.128	154.535	155.838	155.428	-0.3	1.8

See footnotes at end of table.

Table 14. Producer price indexes and percentage changes for net inputs to industries, excluding capital investment, labor, and imports; not seasonally adjusted — Continued
 [November 2023, Index base December 2014=100, unless otherwise indicated]

Title	Other index base	Commodity code		Unadjusted index ¹					Unadjusted 1-month percent change ¹	Unadjusted 12-month percent change ¹	
		Group code	Item code	July 2023	Aug. 2023 ^P	Sept. 2023 ^P	Oct. 2023 ^P	Nov. 2023 ^P	Oct. to Nov. ^P	Nov. 2022 to Nov. 2023 ^P	
Inputs to other residential construction, transportation and warehousing services.....		IP	23113022	129.376	130.117	132.136	133.048	132.242	-0.6	-8.7	
Inputs to other residential construction, services less trade, transportation, and warehousing.....		IP	23113023	125.335	125.779	125.544	125.894	126.556	0.5	4.9	
Inputs to nonresidential construction, excluding capital investment, labor, and imports.....	06/10	IP	231200	149.483	151.102	151.559	150.676	150.344	-0.2	0.1	
Inputs to nonresidential construction, goods.....		IP	2312001	160.701	163.363	163.954	161.762	161.289	-0.3	-0.4	
Inputs to nonresidential construction, energy.....		IP	23120012	137.874	159.071	161.689	144.418	139.088	-3.7	-18.0	
Inputs to nonresidential construction, goods less foods and energy.....		IP	23120013	152.387	152.793	153.117	152.762	152.865	0.1	1.9	
Inputs to nonresidential construction, services.....		IP	2312002	147.426	147.091	147.334	149.066	148.983	-0.1	1.1	
Inputs to nonresidential construction, trade services ²		IP	23120021	165.459	163.756	163.020	167.050	166.385	-0.4	1.6	
Inputs to nonresidential construction, transportation and warehousing services.....		IP	23120022	129.376	130.117	132.136	133.048	132.242	-0.6	-8.7	
Inputs to nonresidential construction, services less trade, transportation, and warehousing.....		IP	23120023	125.775	126.060	126.311	126.503	127.128	0.5	5.5	
Inputs to commercial and healthcare structures, excluding capital investment, labor, and imports.....		06/10	IP	231210	151.160	152.217	152.525	151.969	151.799	-0.1	0.2
Inputs to commercial and healthcare structures, goods.....			IP	2312101	163.847	165.502	165.916	164.380	164.155	-0.1	0.1
Inputs to commercial and healthcare structures, energy.....	IP		23121012	136.174	155.243	157.654	141.411	136.509	-3.5	-16.4	
Inputs to commercial and healthcare structures, goods less foods and energy.....	IP		23121013	153.952	154.223	154.462	154.104	154.236	0.1	1.4	
Inputs to commercial and healthcare structures, services.....	IP		2312102	148.359	148.145	148.252	149.995	149.930	0.0	0.6	
Inputs to commercial and healthcare structures, trade services ²	IP		23121021	168.038	166.271	165.118	169.458	168.527	-0.5	0.7	
Inputs to commercial and healthcare structures, transportation and warehousing services.....	IP		23121022	129.376	130.117	132.136	133.048	132.242	-0.6	-8.7	
Inputs to commercial and healthcare structures, services less trade, transportation, and warehousing.....	IP		23121023	126.662	127.134	127.238	127.324	128.227	0.7	5.8	
Inputs to commercial structures, excluding capital investment, labor, and imports.....	06/10		IP	231211	151.724	152.769	153.045	152.528	152.366	-0.1	0.3
Inputs to commercial structures, goods.....			IP	2312111	151.111	152.638	153.010	151.600	151.394	-0.1	0.0
Inputs to commercial structures, energy.....		IP	23121112	136.146	155.374	157.797	141.495	136.563	-3.5	-16.5	
Inputs to commercial structures, goods less foods and energy.....		IP	23121113	154.298	154.554	154.781	154.439	154.575	0.1	1.4	
Inputs to commercial structures, services.....		IP	23121112	149.529	149.261	149.275	151.153	151.111	0.0	0.8	
Inputs to commercial structures, trade services ²		IP	23121121	169.685	167.727	166.330	171.099	170.191	-0.5	1.2	
Inputs to commercial structures, transportation and warehousing services.....		IP	23121122	129.376	130.117	132.136	133.048	132.242	-0.6	-8.7	
Inputs to commercial structures, services less trade, transportation, and warehousing.....		IP	23121123	130.157	130.619	130.711	130.872	131.752	0.7	5.6	
Inputs to healthcare structures, excluding capital investment, labor, and imports.....		06/10	IP	231212	150.685	151.796	152.136	151.493	151.380	-0.1	0.1
Inputs to healthcare structures, goods.....			IP	2312121	150.367	151.968	152.359	150.877	150.744	-0.1	0.1
Inputs to healthcare structures, energy.....	IP		23121212	136.306	155.018	157.394	141.307	136.475	-3.4	-16.0	
Inputs to healthcare structures, goods less foods and energy.....	IP		23121213	153.384	153.755	154.006	153.571	153.780	0.1	1.4	
Inputs to healthcare structures, services.....	IP		2312122	148.133	147.985	148.188	149.676	149.614	0.0	0.1	
Inputs to healthcare structures, trade services ²	IP		23121221	164.769	163.376	162.723	166.222	165.351	-0.5	0.3	
Inputs to healthcare structures, transportation and warehousing services.....	IP		23121222	129.376	130.117	132.137	133.048	132.243	-0.6	-8.7	
Inputs to healthcare structures, services less trade, transportation, and warehousing.....	IP		23121223	127.930	128.339	128.275	128.285	129.257	0.8	5.7	
Inputs to industrial structures, excluding capital investment, labor, and imports.....	06/10		IP	231220	149.315	150.797	151.220	150.790	150.514	-0.2	1.2
Inputs to industrial structures, goods.....			IP	2312201	156.517	159.037	159.768	158.026	157.720	-0.2	1.1
Inputs to industrial structures, energy.....		IP	23122012	137.068	157.367	159.895	143.070	137.923	-3.6	-17.4	
Inputs to industrial structures, goods less foods and energy.....		IP	23122013	148.315	149.009	149.524	149.307	149.474	0.1	3.1	
Inputs to industrial structures, services.....		IP	2312202	150.231	149.556	149.340	151.797	151.556	-0.2	1.5	
Inputs to industrial structures, trade services ²		IP	23122021	170.437	167.589	165.580	172.366	171.511	-0.5	3.3	
Inputs to industrial structures, transportation and warehousing services.....		IP	23122022	129.376	130.117	132.136	133.048	132.242	-0.6	-8.7	
Inputs to industrial structures, services less trade, transportation, and warehousing.....		IP	23122023	126.534	126.734	126.803	126.905	127.274	0.3	4.8	
Inputs to other nonresidential construction, excluding capital investment, labor, and imports.....		06/10	IP	231230	148.684	150.481	151.012	150.062	149.716	-0.2	0.0
Inputs to other nonresidential construction, goods.....			IP	2312301	159.164	162.115	162.793	160.506	160.005	-0.3	-0.6
Inputs to other nonresidential construction, energy.....	IP		23123012	134.888	154.397	157.027	142.030	137.293	-3.3	-17.5	
Inputs to other nonresidential construction, goods less foods and energy.....	IP		23123013	151.897	152.341	152.702	152.340	152.463	0.1	2.1	
Inputs to other nonresidential construction, services.....	IP		2312302	146.643	146.315	146.613	148.272	148.200	0.0	1.2	
Inputs to other nonresidential construction, trade services ²	IP	23123021	164.233	162.646	162.120	165.841	165.259	-0.4	1.6		

See footnotes at end of table.

Table 14. Producer price indexes and percentage changes for net inputs to industries, excluding capital investment, labor, and imports; not seasonally adjusted — Continued
 [November 2023, Index base December 2014=100, unless otherwise indicated]

Title	Other index base	Commodity code		Unadjusted index ¹					Unadjusted 1-month percent change ¹	Unadjusted 12-month percent change ¹
		Group code	Item code	July 2023	Aug. 2023 ^P	Sept. 2023 ^P	Oct. 2023 ^P	Nov. 2023 ^P	Oct. to Nov. ^P	Nov. 2022 to Nov. 2023 ^P
Inputs to other nonresidential construction, transportation and warehousing services.....		IP	23123022	129.376	130.117	132.136	133.048	132.242	-0.6	-8.7
Inputs to other nonresidential construction, services less trade, transportation, and warehousing.....		IP	23123023	125.348	125.601	125.860	126.100	126.675	0.5	5.4
Inputs to highways and streets, excluding capital investment, labor, and imports.....		IP	231231	146.657	148.557	149.119	148.117	147.758	-0.2	0.6
Inputs to highways and streets, goods.....		IP	2312311	146.455	149.244	149.930	147.878	147.398	-0.3	0.3
Inputs to highways and streets, energy.....		IP	23123112	138.808	161.129	163.856	146.039	140.483	-3.8	-18.9
Inputs to highways and streets, goods less foods and energy....		IP	23123113	150.933	151.428	151.883	151.688	151.811	0.1	3.2
Inputs to highways and streets, services.....		IP	2312312	144.974	144.408	144.622	146.512	146.491	0.0	1.5
Inputs to highways and streets, trade services ²		IP	23123121	166.086	163.839	162.975	167.473	166.996	-0.3	2.5
Inputs to highways and streets, transportation and warehousing services.....		IP	23123122	126.665	127.390	129.368	130.260	129.471	-0.6	-8.7
Inputs to highways and streets, services less trade, transportation, and warehousing.....		IP	23123123	124.869	125.133	125.452	125.569	126.217	0.5	5.7
Inputs to power and communication structures, excluding capital investment, labor, and imports.....		IP	231232	146.167	148.298	148.615	147.366	146.996	-0.3	-0.8
Inputs to power and communication structures, goods.....		IP	2312321	149.185	153.078	153.543	150.328	149.732	-0.4	-2.4
Inputs to power and communication structures, energy.....		IP	23123212	134.239	152.141	154.095	139.752	135.347	-3.2	-15.5
Inputs to power and communication structures, goods less foods and energy.....		IP	23123213	152.275	152.870	152.984	152.389	152.689	0.2	1.2
Inputs to power and communication structures, services.....		IP	2312322	141.987	141.678	141.789	143.264	143.207	0.0	1.8
Inputs to power and communication structures, trade services ²		IP	23123221	162.059	160.693	160.258	163.663	163.097	-0.3	1.5
Inputs to power and communication structures, transportation and warehousing services.....		IP	23123222	129.376	130.117	132.136	133.048	132.242	-0.6	-8.7
Inputs to power and communication structures, services less trade, transportation, and warehousing.....		IP	23123223	123.311	123.403	123.489	123.956	124.280	0.3	4.2
Inputs to educational and vocational structures, excluding capital investment, labor, and imports.....		IP	231233	150.426	151.544	151.908	151.241	151.023	-0.1	0.1
Inputs to educational and vocational structures, goods.....		IP	2312331	150.213	151.789	152.191	150.615	150.354	-0.2	0.0
Inputs to educational and vocational structures, energy.....		IP	23123312	130.826	149.039	151.342	135.792	131.105	-3.5	-16.3
Inputs to educational and vocational structures, goods less foods and energy.....		IP	23123313	152.138	152.500	152.765	152.207	152.269	0.0	1.3
Inputs to educational and vocational structures, services.....		IP	2312332	148.302	148.256	148.516	150.137	150.030	-0.1	0.4
Inputs to educational and vocational structures, trade services ²		IP	23123321	163.624	162.573	161.900	165.439	164.666	-0.5	0.8
Inputs to educational and vocational structures, transportation and warehousing services.....		IP	23123322	129.376	130.117	132.137	133.048	132.243	-0.6	-8.7
Inputs to educational and vocational structures, services less trade, transportation, and warehousing.....		IP	23123323	127.513	127.932	128.053	128.193	129.039	0.7	5.9
Inputs to other misc. nonresidential construction, excluding capital investment, labor, and imports.....		IP	231234	148.157	149.792	150.258	149.186	148.765	-0.3	-0.4
Inputs to other misc. nonresidential construction, goods.....		IP	2312341	146.448	148.940	149.422	147.161	146.600	-0.4	-0.9
Inputs to other misc. nonresidential construction, energy.....		IP	23123412	137.493	158.650	161.319	144.287	139.002	-3.7	-18.2
Inputs to other misc. nonresidential construction, goods less foods and energy.....		IP	23123413	150.989	151.279	151.507	150.982	150.980	0.0	1.5
Inputs to other misc. nonresidential construction, services.....		IP	2312342	146.999	146.757	147.172	148.669	148.558	-0.1	0.7
Inputs to other misc. nonresidential construction, trade services ²		IP	23123421	162.637	161.270	161.108	164.335	163.701	-0.4	1.2
Inputs to other misc. nonresidential construction, transportation and warehousing services.....		IP	23123422	129.376	130.117	132.136	133.048	132.242	-0.6	-8.7
Inputs to other misc. nonresidential construction, services less trade, transportation, and warehousing.....		IP	23123423	125.381	125.664	125.837	126.017	126.625	0.5	5.3
Maintenance and repair construction										
Inputs to maintenance and repair construction, excluding capital investment, labor, and imports.....		IP	232000	145.165	146.979	147.609	146.486	146.169	-0.2	-0.6
Inputs to maintenance and repair construction, goods.....	06/86	IP	2320001	323.571	329.428	330.556	325.623	324.463	-0.4	-1.6
Inputs to maintenance and repair construction, energy.....		IP	23200012	144.262	170.387	173.213	152.649	146.492	-4.0	-21.3
Inputs to maintenance and repair construction, goods less foods and energy.....		IP	23200013	148.316	148.556	148.831	148.480	148.534	0.0	1.1
Inputs to maintenance and repair construction, services.....		IP	2320002	145.190	145.577	146.427	147.215	147.256	0.0	1.2
Inputs to maintenance and repair construction, trade services ²		IP	23200021	154.317	154.542	155.379	156.605	156.437	-0.1	1.9
Inputs to maintenance and repair construction, transportation and warehousing services.....		IP	23200022	129.376	130.117	132.136	133.048	132.242	-0.6	-8.7
Inputs to maintenance and repair construction, services less trade, transportation, and warehousing.....		IP	23200023	125.392	125.924	126.290	126.152	126.919	0.6	5.5
Inputs to residential maintenance and repair, excluding capital investment, labor, and imports.....		IP	232100	143.665	144.999	145.590	144.955	144.828	-0.1	0.0
Inputs to residential maintenance and repair, goods.....	06/86	IP	2321001	303.006	306.924	307.757	304.440	303.754	-0.2	-0.9
Inputs to residential maintenance and repair, energy.....		IP	23210012	143.180	168.588	171.666	152.393	146.134	-4.1	-20.7

See footnotes at end of table.

Table 14. Producer price indexes and percentage changes for net inputs to industries, excluding capital investment, labor, and imports; not seasonally adjusted — Continued
 [November 2023, Index base December 2014=100, unless otherwise indicated]

Title	Other index base	Commodity code		Unadjusted index ¹					Unadjusted 1-month percent change ¹	Unadjusted 12-month percent change ¹
		Group code	Item code	July 2023	Aug. 2023 ^P	Sept. 2023 ^P	Oct. 2023 ^P	Nov. 2023 ^P	Oct. to Nov. ^P	Nov. 2022 to Nov. 2023 ^P
Inputs to residential maintenance and repair, goods less foods and energy.....		IP	23210013	146.500	146.742	146.957	146.594	146.679	0.1	0.9
Inputs to residential maintenance and repair, services.....		IP	2321002	146.136	146.788	147.654	148.271	148.408	0.1	1.3
Inputs to residential maintenance and repair, trade services ²		IP	23210021	152.274	152.958	153.972	154.607	154.685	0.1	1.9
Inputs to residential maintenance and repair, transportation and warehousing services.....		IP	23210022	129.376	130.117	132.136	133.048	132.242	-0.6	-8.7
Inputs to residential maintenance and repair, services less trade, transportation, and warehousing.....		IP	23210023	132.965	133.475	133.399	133.830	134.544	0.5	5.2
Inputs to nonresidential maintenance and repair, excluding capital investment, labor, and imports.....		IP	232200	145.830	147.751	148.328	147.144	146.699	-0.3	-0.7
Inputs to nonresidential maintenance and repair, goods.....	06/86	IP	2322001	328.537	334.894	336.061	330.783	329.372	-0.4	-1.8
Inputs to nonresidential maintenance and repair, energy.....		IP	23220012	143.521	168.857	171.926	152.639	146.476	-4.0	-20.7
Inputs to nonresidential maintenance and repair, goods less foods and energy.....		IP	23220013	148.832	149.046	149.272	148.888	148.904	0.0	1.1
Inputs to nonresidential maintenance and repair, services.....		IP	2322002	145.433	145.560	146.254	147.374	147.289	-0.1	1.2
Inputs to nonresidential maintenance and repair, trade services ²		IP	23220021	155.949	155.755	156.442	158.197	157.717	-0.3	1.9
Inputs to nonresidential maintenance and repair, transportation and warehousing services.....		IP	23220022	129.376	130.117	132.136	133.048	132.242	-0.6	-8.7
Inputs to nonresidential maintenance and repair, services less trade, transportation, and warehousing.....		IP	23220023	125.827	126.212	126.334	126.457	127.297	0.7	5.9
Manufacturing³										
Inputs to 325510, paint and coating manufacturing, excluding capital investment, labor, and imports.....	03/13	IP	325510	124.861	125.555	125.390	124.283	123.390	-0.7	-4.4
Inputs to 325510, goods.....	03/13	IP	3255101	120.670	121.493	121.347	119.641	118.806	-0.7	-4.7
Inputs to 325510, energy.....	03/13	IP	32551012	106.580	114.306	115.511	105.972	103.535	-2.3	-6.9
Inputs to 325510, goods less foods and energy.....	03/13	IP	32551013	121.612	122.217	122.027	120.565	119.778	-0.7	-4.7
Inputs to 325510, services.....	03/13	IP	3255102	143.824	143.548	143.270	146.484	145.255	-0.8	-2.3
Inputs to 325510, trade services ²	03/13	IP	32551021	152.237	150.528	148.148	154.174	151.743	-1.6	0.4
Inputs to 325510, transportation and warehousing services.....	03/13	IP	32551022	130.561	131.417	132.790	133.661	133.427	-0.2	-4.5
Inputs to 326100, plastics products manufacturing, excluding capital investment, labor, and imports.....	03/14	IP	326100	118.894	118.450	118.348	116.796	116.691	-0.1	-4.6
Inputs to 326100, goods.....	03/14	IP	3261001	112.940	112.244	112.179	110.109	110.058	0.0	-5.6
Inputs to 326100, energy.....	03/14	IP	32610012	130.402	133.469	134.185	124.875	124.688	-0.1	5.4
Inputs to 326100, goods less foods and energy.....	03/14	IP	32610013	111.755	110.795	110.676	109.112	109.070	0.0	-6.4
Inputs to 326100, services.....	03/14	IP	3261002	141.462	142.465	142.166	143.647	143.256	-0.3	-0.2
Inputs to 326100, trade services ²	03/14	IP	32610021	155.379	156.598	154.886	157.948	155.996	-1.2	-0.7
Inputs to 326100, transportation and warehousing services.....	03/14	IP	32610022	121.542	122.183	123.741	124.789	124.416	-0.3	-5.7
Inputs to 326100, services less trade, transportation, and warehousing.....	03/14	IP	32610023	128.586	129.593	129.099	128.779	130.504	1.3	7.5
Inputs to 333130, mining and oil and gas field machinery mfg, excluding capital investment, labor, and imports.....	04/14	IP	333130	144.672	143.810	142.705	142.909	142.450	-0.3	-0.2
Inputs to 333130, goods.....	04/14	IP	3331301	134.679	133.864	132.746	131.786	131.374	-0.3	-0.9
Inputs to 333130, energy.....	04/14	IP	33313012	116.313	117.448	121.983	128.088	129.944	1.4	-2.4
Inputs to 333130, goods less foods and energy.....	04/14	IP	33313013	135.313	134.448	133.189	132.054	131.586	-0.4	-0.8
Inputs to 333130, services.....	04/14	IP	3331302	161.110	160.192	159.241	163.111	162.550	-0.3	1.4
Inputs to 333130, trade services ²	04/14	IP	33313021	178.179	175.067	172.226	180.827	180.242	-0.3	4.4
Inputs to 333130, transportation and warehousing services.....	04/14	IP	33313022	119.455	119.347	120.117	121.890	120.879	-0.8	-7.3
Inputs to 333130, services less trade, transportation, and warehousing.....	04/14	IP	33313023	148.944	149.693	149.414	149.636	149.544	-0.1	4.8
Inputs to 336111, automobile manufacturing, excluding capital investment, labor, and imports.....	02/14	IP	336111	134.442	134.968	135.100	135.470	135.711	0.2	2.3
Inputs to 336111, goods.....	02/14	IP	3361111	119.300	119.256	119.349	119.537	119.609	0.1	1.8
Inputs to 336111, goods less foods and energy.....	02/14	IP	33611113	119.300	119.256	119.349	119.537	119.609	0.1	1.8
Inputs to 336111, services.....	02/14	IP	3361112	170.317	173.689	173.983	175.196	176.247	0.6	4.5
Inputs to 336111, trade services ²	02/14	IP	33611121	173.887	177.597	177.633	178.873	180.181	0.7	6.1
Inputs to 336111, transportation and warehousing services.....	02/14	IP	33611122	131.417	132.170	134.221	135.147	134.329	-0.6	-8.7
Inputs to 336411, airplane manufacturing, excluding capital investment, labor, and imports.....	02/14	IP	336411	129.144	129.330	129.393	129.425	129.644	0.2	2.6
Inputs to 336411, goods.....	02/14	IP	3364111	121.380	121.525	121.266	121.152	121.361	0.2	2.2
Inputs to 336411, energy.....	02/14	IP	33641112	114.837	116.538	126.051	148.669	152.289	2.4	-9.9
Inputs to 336411, goods less foods and energy.....	02/14	IP	33641113	121.611	121.753	121.471	121.303	121.505	0.2	2.3
Inputs to 336411, services.....	02/14	IP	3364112	156.402	156.740	158.028	158.613	158.865	0.2	3.7
Inputs to 336411, trade services ²	02/14	IP	33641121	175.432	177.317	176.496	180.145	180.744	0.3	5.8
Inputs to 336411, transportation and warehousing services.....	02/14	IP	33641122	130.537	131.285	133.322	134.242	133.429	-0.6	-8.7
Inputs to 336411, services less trade, transportation, and warehousing.....	02/14	IP	33641123	134.653	134.162	136.158	135.194	135.442	0.2	5.2

See footnotes at end of table.

Table 14. Producer price indexes and percentage changes for net inputs to industries, excluding capital investment, labor, and imports; not seasonally adjusted — Continued
 [November 2023, Index base December 2014=100, unless otherwise indicated]

Title	Other index base	Commodity code		Unadjusted index ¹					Unadjusted 1-month percent change ¹	Unadjusted 12-month percent change ¹
		Group code	Item code	July 2023	Aug. 2023 ^P	Sept. 2023 ^P	Oct. 2023 ^P	Nov. 2023 ^P	Oct. to Nov. ^P	Nov. 2022 to Nov. 2023 ^P
Inputs to 336611, ship building and repairing, excluding capital investment, labor, and imports.....	02/14	IP	336611	144.599	144.473	144.213	144.205	144.242	0.0	2.4
Inputs to 336611, goods.....	02/14	IP	3366111	136.107	135.789	135.558	135.246	135.189	0.0	1.9
Inputs to 336611, energy.....	02/14	IP	33661112	138.726	139.016	140.529	135.261	134.460	-0.6	4.2
Inputs to 336611, goods less foods and energy.....	02/14	IP	33661113	135.947	135.607	135.312	135.181	135.151	0.0	1.8
Inputs to 336611, services.....	02/14	IP	3366112	158.299	158.539	158.230	158.800	159.014	0.1	3.3
Inputs to 336611, trade services ²	02/14	IP	33661121	179.614	178.142	176.549	181.098	180.092	-0.6	0.6
Inputs to 336611, transportation and warehousing services.....	02/14	IP	33661122	125.669	124.756	124.462	127.266	125.935	-1.0	-5.9
Inputs to 336611, services less trade, transportation, and warehousing.....	02/14	IP	33661123	149.029	149.716	149.623	149.149	149.806	0.4	5.5
Services³										
Inputs to 484000, truck transportation, excluding capital investment, labor, and imports.....	03/14	IP	484000	128.062	141.174	143.510	140.078	140.177	0.1	-13.8
Inputs to 484000, goods.....	03/14	IP	4840001	106.469	138.388	144.132	132.211	133.368	0.9	-28.3
Inputs to 484000, energy.....	03/14	IP	48400012	101.772	134.458	140.332	128.117	129.296	0.9	-29.2
Inputs to 484000, goods less foods and energy.....	03/14	IP	48400013	112.182	112.216	112.334	112.445	112.538	0.1	1.6
Inputs to 484000, services.....	03/14	IP	4840002	138.185	137.791	137.681	140.252	139.615	-0.5	2.4
Inputs to 484000, trade services ²	03/14	IP	48400021	177.837	181.652	179.423	193.772	189.453	-2.2	5.2
Inputs to 484000, transportation and warehousing services.....	03/14	IP	48400022	132.068	130.329	130.744	131.685	131.398	-0.2	-0.2
Inputs to 484000, services less trade, transportation, and warehousing.....	03/14	IP	48400023	125.844	125.936	125.845	126.107	126.450	0.3	3.6
Inputs to 621A00, offices of health practitioners, excluding capital investment, labor, and imports.....	03/13	IP	621A00	133.798	133.679	133.700	133.648	133.779	0.1	3.1
Inputs to 621A00, goods.....	03/13	IP	621A001	142.375	142.295	142.406	142.087	141.836	-0.2	2.0
Inputs to 621A00, energy.....	03/13	IP	621A0012	144.642	144.785	145.458	137.016	135.712	-1.0	6.6
Inputs to 621A00, goods less foods and energy.....	03/13	IP	621A0013	142.738	142.641	142.710	143.001	142.829	-0.1	1.7
Inputs to 621A00, services.....	03/13	IP	621A002	130.800	130.665	130.650	130.704	130.988	0.2	3.6
Inputs to 621A00, trade services ²	03/13	IP	621A0021	151.263	150.190	148.286	153.437	150.147	-2.1	-0.3
Inputs to 621A00, transportation and warehousing services.....	03/13	IP	621A0022	121.652	117.030	111.570	118.682	116.132	-2.1	1.8
Inputs to 621A00, services less trade, transportation and warehousing.....	03/13	IP	621A0023	125.602	125.727	126.114	125.331	126.126	0.6	4.3
Inputs to 813000, membership associations and organizations, excluding capital investment, labor, and imports.....	05/14	IP	813000	161.651	164.339	164.838	161.901	162.253	0.2	4.8
Inputs to 813000, goods.....	05/14	IP	8130001	141.189	152.479	153.947	143.266	140.391	-2.0	-8.7
Inputs to 813000, energy.....	05/14	IP	81300012	144.854	162.293	164.416	147.854	143.285	-3.1	-13.7
Inputs to 813000, goods less foods and energy.....	05/14	IP	81300013	136.707	136.897	137.185	137.123	137.312	0.1	2.8
Inputs to 813000, services.....	05/14	IP	8130002	162.329	163.938	164.315	162.340	163.099	0.5	6.7
Inputs to 813000, trade services ²	05/14	IP	81300021	141.652	143.881	144.696	146.338	147.895	1.1	6.1
Inputs to 813000, transportation and warehousing services.....	05/14	IP	81300022	135.360	135.847	136.077	136.185	135.803	-0.3	6.0
Inputs to 813000, services less trade, transportation, and warehousing.....	05/14	IP	81300023	163.923	165.595	165.977	163.819	164.643	0.5	6.7
Inputs to 813000, maintenance and repair construction.....	05/14	IP	8130003	135.382	135.446	135.466	135.783	135.963	0.1	3.6

¹ All indexes are subject to revision for 4 months after their originally scheduled publication to incorporate late reports and corrections by survey respondents.

² Trade indexes measure changes in margins received by wholesalers and retailers.

³ PPI data for these Net Inputs to Industry Indexes are organized by Bureau of Economic Analysis (BEA) Industry code. The set of products included in an industry input index and the weights for each commodity included in the index are derived from the BEA's Input-Output Accounts Use of Commodities by Industry table in conjunction with U.S. Census Bureau revenue data. For more information, visit <https://www.bls.gov/ppi/notices/2015/updated-inputs-to-industry-producer-price-indexes.htm> online.

p Preliminary

Technical Note

Brief Explanation of Producer Price Indexes

The Producer Price Index (PPI) of the Bureau of Labor Statistics (BLS) is a family of indexes that measures the average change over time in prices received (price changes) by producers for domestically produced goods, services, and construction. PPIs measure price change from the perspective of the seller. This contrasts with other measures, such as the Consumer Price Index (CPI). CPIs measure price change from the purchaser's perspective.

More than 10,000 PPIs for individual products and groups of products are released each month. PPIs are available for the products of virtually every industry in the mining and manufacturing sectors. Over time, new PPIs have been introduced for products of industries in the services and construction sectors of the U.S. economy. As of January 2023, the PPI covered 69 percent of services as measured by 2017 Census revenue, and 17 percent of construction.

More than 64,000 price quotations per month are organized into three sets of PPIs: (1) Final demand-Intermediate demand (FD-ID) indexes, (2) commodity indexes, and (3) indexes for the net output of industries and their products. The FD-ID structure organizes products by class of buyer and degree of fabrication as well as by stage of production. The commodity structure organizes products by similarity of end use or product type. The entire output of various industries is sampled to derive price indexes for the net output of industries and their products.

Final Demand–Intermediate Demand Indexes

The PPI FD-ID structure measures price change for goods, services, and construction sold to final demand and to intermediate demand. The FD-ID system replaced the PPI stage-of-processing (SOP) system as PPI's primary aggregation model with the release of data for January 2014. The FD-ID model expands coverage beyond that of the SOP system through the addition of services, construction, exports, and government purchases.

Compared with finished goods under the SOP system, the PPI for final demand goods includes nearly a 50 percent expansion of coverage. This increase can be traced to the addition of government purchases and exports. For overall final demand, expansion to include final demand services represents an even larger increase in coverage. In December 2022, final demand goods were about 30.7 percent of overall final demand, final demand services were roughly 66.6 percent, and final demand construction was about 2.7 percent of final demand. Within intermediate demand, coverage of services for intermediate demand resulted in about a 45 percent increase in coverage of the intermediate demand portion of the economy.

FD-ID indexes are constructed from commodity-based producer output price indexes. Commodities are allocated to aggregate indexes primarily based on the type of buyer. The main source of data used to determine the type of buyer is the "Use of commodities by industries, before redefinition," table

from the Benchmark Input-Output Accounts of the U.S. In many cases, the same commodity is purchased by different types of buyers. As a result, commodities are often included in several FD-ID indexes. For example, regular gasoline is purchased for personal consumption, export, government use, and business use. The PPI program publishes only one commodity index for regular gasoline (wpu057104), reflecting sales to all types of buyers, and this index is used in all aggregations regardless of whether the gasoline is sold for personal consumption, as an export, to government, or to businesses. Proportions based on BEA "Use of Commodities" data are used to allocate the correct portion of the total weight of gasoline to each use category. In cases when buyer type is an important price determining characteristic, indexes are created based on specific buyer type. For example, within the PPI category for loan services, separate indexes for consumer loans and business loans were constructed. For more information relating to the FD-ID structure, see "A new, experimental system of indexes from the PPI program" in the February 2011 *Monthly Labor Review*.

Final Demand: The final demand portion of the FD-ID structure measures price change for commodities sold for personal consumption, capital investment, government, and export. The system is composed of six main price indexes: final demand goods; final demand trade services; final demand transportation and warehousing services; final demand services less trade, transportation, and warehousing; final demand construction; and overall final demand.

The final demand goods index measures price change for both unprocessed and processed goods sold to final demand. Fresh fruits sold to consumers and computers sold for capital investment are examples of transactions included in the final demand goods price index. The final demand trade services index measures price change for the retailing and wholesaling of merchandise sold to final demand, generally without transformation. (Trade indexes measure changes in margins received by wholesalers and retailers.) The final demand transportation and warehousing services index tracks price change for transportation of passengers, as well as, transportation of cargo sold to final demand, and also includes prices for warehousing and storage of goods sold to final demand. The final demand services less trade, transportation, and warehousing index measures price change for all services other than trade and transportation sold to final demand. Publishing, banking, lodging, and health care are examples of these services. The final demand construction index tracks price change for new construction, as well as maintenance and repair construction sold to final demand. Construction of office buildings is an example of a commodity that would be included in the final demand construction index. Lastly, the overall final demand index tracks price change for all types of commodities sold to final demand by combining the five final demand component indexes described above.

Intermediate Demand: The intermediate demand portion of the FD-ID system tracks price change for goods, services, and construction products sold to businesses as inputs to

production, excluding capital investment. The system includes two parallel treatments of intermediate demand. The first treatment organizes intermediate demand commodities by type. The second organizes intermediate demand commodities into production stages, with the explicit goal of developing a forward-flow model of production and price change.

The intermediate demand by commodity type portion of the system organizes commodities by similarity of product. The system is composed of six main price indexes: unprocessed goods for intermediate demand; processed goods for intermediate demand; intermediate demand trade services; intermediate demand transportation and warehousing services; intermediate demand services less trade, transportation, and warehousing; and intermediate demand construction.

The unprocessed goods for intermediate demand price index measures price change for goods sold to businesses as inputs to production that have undergone no fabrication. Crude petroleum sold to refineries is an example of an unprocessed good sold to intermediate demand. The processed goods for intermediate demand index tracks price change for fabricated goods sold as business inputs. Examples include car parts sold to car manufacturers and gasoline sold to trucking companies. The index for trade services for intermediate demand measures price change for the services of retailing and wholesaling goods purchased by businesses as inputs to production. The intermediate demand transportation and warehousing services index measures price change for business travel, as well as, transportation and warehousing of cargo sold to intermediate demand. The intermediate demand services less trade, transportation, and warehousing index measures price change for services other than trade, transportation, and warehousing sold as inputs to production. Legal and accounting services purchased by businesses are examples of intermediate demand services excluding trade, transportation, and warehousing. Finally, the construction for intermediate demand index measures price change for construction purchased by firms as inputs to production. The index for construction for intermediate demand tracks price change for maintenance and repair construction purchased by firms.

The production flow treatment of intermediate demand is a stage-based system of price indexes. These indexes can be used to study price transmission across stages of production and final demand. This system is constructed in a manner that maximizes forward flow of production between stages, while minimizing back-flow of production. The production flow treatment contains four main indexes: intermediate demand stage 1, intermediate demand stage 2, intermediate demand stage 3, and intermediate demand stage 4.

Indexes for the four stages were developed by first assigning each industry in the economy to one of four stages of production, where industries assigned to the fourth stage primarily produce output consumed as final demand, industries in the third stage primarily produce output consumed by stage 4 industries, industries assigned to the second stage primarily produce output consumed by stage 3 industries, and industries assigned to the first stage produce output primarily consumed by stage 2 industries. The four indexes then track prices for the net inputs consumed by industries in each of the four stages of production. The stage 4

intermediate demand index, for example, tracks price change for inputs consumed, but not produced, by industries included in the fourth stage of production. Hence, the index tracks price change in inputs to industries that primarily produce final demand commodities (stage 4 producers primarily produce commodities sold to final demand).

Examples of heavily weighted goods-producing industries in stage 4 include the manufacture of light trucks and utility vehicles, automobiles, and pharmaceuticals. Retail trade, food service and drinking places, and hospitals are examples of heavily weighted service industries included in stage 4. Stage 4 also includes all new construction industries. Examples of goods consumed by stage 4 industries include motor vehicle parts, commercial electric power, plastic construction products, biological products, and beef and veal. Engineering services, machinery and equipment wholesaling, long distance motor carrying, and legal services constitute examples of services consumed by stage 4 industries.

Examples of highly weighted goods-producing industries included in stage 3 are motor vehicle parts manufacturing, animal (except poultry) slaughtering and processing, and semiconductor manufacturing. Services industries classified in stage 3 include wholesale trade; insurance carriers; architecture, engineering, and related services; and hotels and motels. Examples of goods consumed by stage 3 industries include slaughter steers and heifers, industrial electric power, and hot rolled steel bars, plates, and structural shapes. Services commonly consumed by stage 3 industries include commissions from sales of property and casualty insurance, business loans, temporary help services, and administrative and general management consulting services.

Petroleum refineries; electricity generation, transmission, and distribution; natural gas distribution; cattle ranching and farming; and plastic materials and resin manufacturing are among the goods-based industries assigned to stage 2. Services industries that are heavily weighted in stage 2 include management of companies and enterprises; non-depository credit intermediation; insurance agencies and brokerages; and services to buildings and dwellings. Goods commonly purchased by stage 2 industries include crude oil, natural gas, formula feeds, and primary basic organic chemicals. Services that are heavily weighted in the intermediate demand stage 2 index are legal services, business loans, and cellular phone and other wireless telecommunication.

Goods producing industries in stage 1 include oil and gas extraction, paper mills, and grain farming. Real estate, legal services, and advertising services are examples of highly weighted services industries included in stage 1. Examples of goods consumed by stage 1 industries are commercial and industrial electric power and gasoline. Services commonly consumed by stage 1 industries include solid waste collection, chemicals and allied products wholesaling, and guestroom or unit rental. It should be noted that all inputs purchased by stage 1 industries are by definition produced either within stage 1 or by latter stages of processing, leaving stage 1 less useful for price transmission analysis. For additional information on industry stage assignments, see www.bls.gov/ppi/fd-id/ppi-intermediate-demand-by-production-flow-industry-stage-assignments.htm.

Comparing the PPI with CPI

Although some data users utilize the PPI as a potential indicator of the Consumer Price Index (CPI), there are many reasons why the PPI and the CPI may diverge. The scope of the personal consumption portion of the PPI includes all marketable output sold by domestic producers for households. The scope of the CPI includes goods and services provided by business or government, where explicit user charges are paid by consumers. For example, the most heavily weighted item in the CPI, owners' equivalent rent, is excluded from the PPI. The scope of the CPI includes imports. The PPI excludes imports. The CPI only includes components of personal consumption directly paid for by the consumers, while the PPI includes components of personal consumption that may not be paid for by consumers. For example, the PPI includes medical services paid for by third parties. In contrast to CPI, PPI does not completely cover services. PPIs exclude taxes, since they do not represent producer revenue. Conversely, sales and other taxes paid by consumers are part of household expenditure and are included in the CPI. Additional technical differences between PPI and CPI also exist. For more information see "Comparing new final demand producer price indexes with other Government price indexes," *Monthly Labor Review*, January 2014, at www.bls.gov/opub/mlr/.

Commodity Indexes

The commodity classification of the PPI organizes goods, services, and construction by similarity of product or end use, disregarding industry of origin. With the release of data for July 2009, PPI expanded its commodity structure to include indexes for services and construction products. Prior to this date, the PPI commodity structure only included products from goods producing sectors. Table 9 of the *PPI Detailed Report* includes data for commodity indexes, organized in a hierarchal structure, including major groupings, subgroups, product classes, sub-product classes, and individual items.

Industry Net-Output Price Indexes

PPIs for the net output of industries and their products are grouped according to the North American Industry Classification System (NAICS). Prior to the release of January 2004, industry-based PPIs were published according to the Standard Industrial Classification (SIC) system. Industry price indexes are compatible with other economic time series organized by industry, such as data on employment, wages, and productivity. Table 11 of the *PPI Detailed Report* includes data for NAICS industries and industry groups (3-, 4-, 5-, and 6-digit codes), Census product classes (7- and 8-digit codes), products (9-digit codes), more detailed sub-products (11-digit codes), and, for some industries, indexes for other sources of revenue.

Indexes may represent one of three kinds of product categories. Every industry has primary product indexes that show changes in prices received by establishments classified in the industry for products made primarily, but not necessarily exclusively, by that industry. The industry classification of an establishment is determined by which products make up a plurality of its total shipment value. In

addition, most industries have secondary product indexes that show changes in prices received by establishments for products chiefly made in some other industry. Some industries have miscellaneous receipts indexes that track price changes for other sources of revenue received by establishments within the industry that are not derived from sales of their products; for example, resales of purchased materials, or revenues from parking lots owned by a manufacturing plant.

Data Collection

PPIs are constructed using selling prices reported by establishments of all sizes, selected by probability sampling, with the probability of selection proportionate to size. Individual items and transaction terms also are chosen by probability proportionate to size. BLS strongly encourages cooperating companies to supply actual transaction prices at the time of shipment to minimize the use of list prices. Prices submitted by survey respondents are effective on the Tuesday of the week containing the 13th day of the month. The survey is conducted online via the BLS Internet Data Collection Facility (IDCF). Data provided by survey respondents are supplemented with data from other sources for some areas.

Price data are provided by survey respondents on a voluntary and confidential basis; only sworn BLS employees are allowed access to individual company price reports. BLS publishes price indexes, not actual prices. All PPIs are subject to monthly revisions up to 4 months after original publication to reflect the availability of late reports and corrections by respondents.

BLS periodically updates the PPI sample of survey respondents to better reflect current conditions when the structure, membership, technology, or product mix of an industry shifts significantly and to spread reporting burden among smaller firms. Information on these resampling efforts are noted in the *PPI News Release* and *PPI Detailed Report* in the months they occur.

As part of an ongoing effort to expand coverage to sectors of the economy other than mining and manufacturing, an increasing number of service and construction sector industries have been introduced into the PPI. The following list of industries introduced since the mid-1990s includes the month and year in which an article describing the industry's content appeared in the *PPI Detailed Report*.

Service and construction sector industries introduced into the Producer Price Index, by SIC or NAICS code at their date of introduction and the *PPI Detailed Report* issue that announces their introduction

Title	Code	<i>PPI Detailed Report</i> Issue
	SIC	
Wireless telecommunications	4812	July 1999
Telephone communications, except radio telephone	4813	July 1995
Television broadcasting	4833	July 2002
Grocery stores	5411	July 2000
Meat and fish (seafood) markets	5421	July 2000
Fruit and vegetable markets	5431	July 2000

Title	Code	PPI Detailed Report Issue
SIC		
Candy, nut, and confectionery stores	5441	July 2000
Retail bakeries	5461	July 2000
Miscellaneous food stores	5499	July 2000
New car dealers	5511	July 2000
Gasoline service stations	5541	January 2002
Boat dealers	5551	January 2002
Recreational vehicle dealers	5561	January 2002
Miscellaneous retail	59	January 2001
Security brokers, dealers, and investment bankers	6211	January 2001
Investment advice	6282	January 2003
Life insurance carriers	6311	January 1999
Property and casualty insurance	6331	July 1998
Insurance agencies and brokerages	6412	January 2003
Operators and lessors of nonresidential buildings	6512	January 1996
Real estate agents and managers	6531	January 1996
Prepackaged software	7372	January 1998
Data processing services	7374	January 2002
Home health care services	8082	January 1997
Legal services	8111	January 1997
Engineering design, analysis, and consulting services	8711	January 1997
Architectural design, analysis, and consulting services	8712	January 1997
Premiums for property and casualty insurance	9331	July 1998
NAICS		
New Industrial building construction	236211	January 2008
New warehouse building construction	236221	July 2005
New school construction	236222	July 2006
New office construction	236223	January 2007
New health care building construction	236224	January 2013
Concrete contractors, nonresidential building work	23811X	July 2008
Roofing contractors, nonresidential building work	23816X	July 2008
Electrical contractors, nonresidential building work	23821X	July 2008
Plumbing / HVAC contractors, nonresidential building work	23822X	July 2008
Merchant wholesalers, durable goods	423	July 2005
Merchant wholesalers, nondurable goods	424	July 2005

Electronics and appliance stores	443	January 2004
Building material and garden equipment and supplies dealers	444	January 2004
Sporting goods, hobby, book, and music stores	451	January 2004
General merchandise stores	452	January 2004
Miscellaneous store retailers	453	January 2004
Pipeline transportation of natural gas	486210	June 2022
Internet service providers	518111	July 2005
Internet publishing and web search portals	519130	January 2010
Commercial banking	522110	January 2005
Savings institutions	522120	January 2005
Direct health and medical insurance carriers	524114	July 2004

Title	Code	PPI Detailed Report Issue
NAICS		
Construction, mining, and forestry machinery and equipment rental and leasing	532412	January 2005
Management consulting services	541610	January 2007
Security guards and patrol services	561612	July 2005
Offices of dentists	621210	January 2011
Blood and organ banks	621991	January 2007
Amusement and theme parks	713110	July 2006
Golf courses and country clubs	713910	July 2006
Fitness and recreational sports centers	713940	July 2005
Commercial machinery repair and maintenance	811310	July 2007

Weights

Weights for most commodity groupings of the PPI, as well as, weights for commodity-based aggregate indexes calculated from commodity groupings, such as FD-ID indexes, currently reflect 2017 values of shipments as reported in the *Census of Manufactures* and other sources. From January 2018 to December 2022, PPI weights were derived from 2012 shipment values. Industry indexes now are calculated under the 2022 NAICS structure utilizing 2017 value of shipment weights and 2012 net output ratios. The periodic update of the value weights used to calculate the PPI is done to more accurately reflect changes in production and marketing patterns in the economy.

Net output values of shipments are used as weights for industry indexes. Net output values refer to the value of shipments from establishments within the industry to buyers outside the industry. However, weights for commodity indexes are based on gross shipment values, including values of shipments between establishments within the same industry. As a result, broad commodity grouping indexes, such as the PPI for All Commodities (which is composed of major commodity groupings 01 through 15), are affected by the

multiple counting of price change at successive stages of processing, which can lead to exaggerated or misleading signals about inflation. The intermediate demand by commodity type FD-ID indexes partially correct for this defect, but industry indexes, final demand FD-ID indexes, and intermediate demand by production flow FD-ID indexes consistently correct for this at all levels of aggregation. Therefore, industry and FD-ID indexes are more appropriate than broad commodity groupings for analysis of general price trends.

Seasonally Adjusted and Unadjusted Data

Because price data are used for different purposes by different groups, BLS publishes seasonally adjusted and unadjusted changes each month. Seasonally adjusted data are preferred for analyzing general price trends in the economy because these data eliminate the effect of changes that normally occur at about the same time, and in about the same magnitude, every year—such as price movements resulting from normal weather patterns, regular production and marketing cycles, model changeovers, seasonal discounts, and holidays. For these reasons, seasonally adjusted data more clearly reveal underlying trends. Unadjusted data are of primary interest to users who need information that can be related to actual dollar values of transactions. Individuals requiring this information include marketing specialists, purchasing agents, budget and cost analysts, contract specialists, and commodity traders. It is the unadjusted data that are generally cited when escalating long-term contracts such as purchasing agreements or real estate leases. For more information, see *Price Adjustment Guide for Contracting Parties*, on the Web at: www.bls.gov/ppi/publications/price-adjustment-guide-for-contracting-parties.htm.

Seasonal adjustment is accomplished using X-13 ARIMA, a software package published by the U.S. Census Bureau. Each year, the seasonal status of most commodity indexes is reevaluated to reflect more recent price behavior. Industry net output indexes are not seasonally adjusted. For time series that exhibit seasonal pricing patterns, new seasonal factors are estimated and applied to the unadjusted data from the prior 5 years. Updated seasonally adjusted indexes replace the most recent 5 years of seasonal data.

Seasonal factors may be applied to series using either a direct or an aggregative method. Generally, commodity indexes are seasonally adjusted using direct seasonal adjustment, which produces a more complete elimination of seasonal movements than does the aggregative method. However, the direct seasonal adjustment process may not yield figures that possess additive consistency. Thus, a seasonally adjusted index for a broad category that is directly adjusted may not be logically consistent with all seasonally adjusted indexes for its components. Seasonal movements for FD-ID indexes are derived indirectly through an aggregative method that combines movements of a wide variety of subproduct class (six-digit) series.

Seasonally adjusted indexes can become problematic when previously stable and predictable price patterns abruptly change. If the new pattern persists, the seasonal adjustment method will eventually reflect it; if the pattern keeps shifting, however, seasonally adjusted data will become chronically troublesome. This problem occurs relatively infrequently for farm and food-related products, but has more often affected manufactured products such as automobiles and steel.

Since January 1988, the PPI has used Intervention Analysis Seasonal Adjustment methods to enhance the calculation of seasonal factors. With this technique, outlier values that may distort the seasonal pattern are removed from the data prior to applying the standard seasonal factor estimation procedure. For example, a possible economic

Price Index Reference Base

Effective with publication of January 1988 data, many important PPI series (including most commodity groups and individual items) were placed on a new reference base, 1982 = 100. From 1971 through 1987, the standard reference base for most PPI series was 1967 = 100. Except for rounding differences, the shift to the new reference base did not alter any previously published percent changes for affected PPI series. (See “Calculating Index Changes,” below.) The 1982 reference base is not used for commodity indexes with a base later than December 1981 or for industry net output indexes and their products. The FD-ID indexes typically have a reference base of November 2009 = 100.

For further information on the underlying concepts and methodology of the Producer Price Index, see chapter 14, “Producer Prices,” in the *BLS Handbook of Methods*. This chapter can be downloaded from the BLS Web site at www.bls.gov/opub/hom/homch14.htm.

Calculating Index Changes

Each PPI measures price changes from a reference period that equals 100.0. An increase of 5.5 percent from the reference period in the Final Demand Goods Price Index, for example, is shown as 105.5. This change also can be expressed in dollars, as follows: prices received by domestic producers of a sample of final demand goods have risen from \$100 in November 2009 to \$105.50. Likewise, a current index of 90.0 would indicate that prices received by producers of final demand goods are 10 percent lower than they were in November 2009.

Movements of price indexes from one month to another are usually expressed as percent changes, rather than as changes in index points. Index point changes are affected by the level of the index in relation to its base period, whereas percent changes are not. The following example shows the computation of index point and percent changes.

Index point change

Final Demand Goods Price Index	107.5
Less previous index	104.0
Equals index point change	3.5

Index percent change

Index point change	3.5
Divided by the previous index	104.0
Equals	0.034
Result multiplied by 100	0.034 x 100

cause for large price movements for petroleum-based products might have been the COVID-19 pandemic. In this case, intervention techniques allowed for better estimates of seasonally adjusted data. On the whole, very few series have required intervention. Out of over 400 seasonally adjusted commodity series, 69 were subject to intervention in 2023.

For more information relating to seasonal adjustment methods, see “PPI and CPI Seasonal Adjustment: an Update” in the July 2010 *Monthly Labor Review*, and “PPI and CPI Seasonal Adjustment During the COVID-19 Pandemic” in the May 2022 *Monthly Labor Review*.

Producer Price Index Data on the Internet

In 1995, the BLS began posting PPI series, news releases, and technical information to the internet. There were more than 13 million instances of PPI data being downloaded from the BLS website during 2022.

Retrieving PPI data from the PPI Web site

PPI data can be obtained online (www.bls.gov/ppi). On this page, under the tab labeled “Featured PPI databases” links provide the following methods of data retrieval:

- **Top Picks** is a form-based application for both Industry Data and Commodity Data that allows the user to quickly obtain PPI time series data by selecting the high-level aggregate and other commonly requested time series, including the All Commodities Index and the FD-ID indexes (for example, Final Demand). Within each list, any one—or all—of the time series shown can be selected. A user can modify the date range and output options after executing the query, using the reformat button above the data output table.
- **One-Screen Data Search and Multi-Screen Data Search** are form-based query applications for both Industry Data and Commodity Data designed for users unfamiliar with the PPI coding structure. These applications guide a user through the PPI classification by listing index titles and do not require knowledge of commodity or industry codes. Data retrieved are based on a query formulated by selecting data characteristics from lists provided. Two options are available to create customized tables, depending on a user’s browser capability. The one-screen option is a JavaScript application that uses a single screen to guide a user through the available time series data. The second option is a multiple-screen, non-Java-based application. Both methods allow a user to browse the PPI coding structure and select multiple series. Users can modify the date range and output options after executing the query using the reformat button above the data output table.
- **Series Report** is a form-based application that allows users to input multiple, formatted PPI time series identifiers (commodity or industry codes) as inputs in extracting data according to a specified set of date ranges and output options. This application provides the most efficient path for users who are familiar with the format of

PPI time series identifiers. There are five alphabetic prefixes used to create unique PPI time series identifiers: WP, WD, PC, PD, and ND. Each provides the user access to a different PPI database. Adding either a “u” (not seasonally adjusted) or an “s” (seasonally adjusted) to the end of these prefixes further specifies the type of data needed.

EXAMPLES

For commodity and FD-ID indexes, series identifiers combine a “wpu” prefix (not seasonally adjusted) or a “wps” prefix (seasonally adjusted) with a commodity code.

<u>Commodity code</u>	<u>Provides data for:</u>
wps141101	Passenger cars, seasonally adjusted
wpu141101	Passenger cars, not seasonally adjusted
wpufd4	Final demand, not seasonally adjusted
wpsid63	Services for intermediate demand, seasonally adjusted

For discontinued commodity indexes, series identifiers combine a “wdu” prefix (not seasonally adjusted) or a “wds” prefix (seasonally adjusted) with a commodity code.

<u>Commodity code</u>	<u>Provides data for:</u>
wds019	Other farm products, seasonally adjusted
wdu0635	Preparations, ethical (prescription), not seasonally adjusted
wdusi138011	Stainless steel mill products, not seasonally adjusted

Current price indexes grouped by industry according to NAICS have series identifiers that begin with the prefix “pcu.” After the prefix, there are 12 digits (the 6-digit industry code is listed twice) followed by up to 7 alphanumeric characters identifying product detail. Dashes are used as placeholders for higher-level industry group codes.

<u>Industry-product code, current NAICS series</u>	<u>Provides data for:</u>
pcu325---325---	Chemical manufacturing
pcu336110336110	Automobile and light duty motor vehicle manufacturing
pcu621111621111411	Offices of physicians, one- and two-physician practices and single-specialty group practices, general/family practice

Discontinued industry-product codes based on SIC combine a “pdu” prefix and “#” between the fourth and fifth characters of the product code. Series identifiers for the discontinued dataset use underscores as placeholders to complete a reference to an SIC industry group code of fewer than four digits. (All PPI industry-based indexes organized by SIC were discontinued with the introduction of NAICS in 2004.)

*Industry-product code,
discontinued SIC series*

pdu28_#
pdu331_#

pdu3711#111

Provides data for:

Chemicals and allied products
Blast furnaces, steel works,
and rolling and finishing mills
Passenger cars

Price indexes for discontinued series grouped by industry according to NAICS have identifiers that begin with the prefix “ndu”. After the prefix, there are 12 numeric digits (the 6-digit industry code is listed twice), and up to 7 additional alphanumeric characters that identify product detail. Dashes are used as placeholders for higher-level group codes.

*Industry-product code,
discontinued NAICS series*

ndu212231212231
ndu2122312122312
ndu212231212231214

Provides data for

Lead and zinc ore mining
Lead, zinc concentrates
Lead concentrates

- **Text Files** are best suited for users requiring access to either a large volume of time series data or other PPI-related documentation, such as seasonal factor tables and relative importance tables. The text files can be accessed at download.bls.gov/ or directly from links on the “PPI Databases” page or the PPI homepage. Data and documentation available for download include the following:

Industry Data	<u>Directory:</u> /pub/time.series/pc
Industry Data - Discontinued (NAICS basis)	/pub/time.series/nd
(SIC basis)	/pub/time.series/pd
Commodity Data (incl. FD-ID)	/pub/time.series/wp
Commodity Data – Discontinued	/pub/time.series/wd
Special requests	/pub/special.requests/ppi

Additional information

The PPI homepage (www.bls.gov/ppi) contains additional information regarding PPI data and methodology. The “PPI Publications” section of the homepage provides PPI news releases, both current and archived, as well as general PPI information. The “PPI Tables” section provides relative importance and seasonal factor tables. The remaining sections offer special notices and publications pertaining to PPI methodology and applications.

For questions or comments regarding PPI data classification, methodology, or data availability on the Internet, call or e-mail the Section of Index Analysis and Public Information at (202) 691-7705 or ppi-info@bls.gov. If you are deaf, hard of hearing, or have a speech disability, please dial 7-1-1 to access telecommunications relay services.