

PPI Detailed Report

Data for May 2023



U.S. Department of Labor

U.S. Bureau of Labor Statistics

A blue-tinted composite image. The background shows a welder in a dark protective suit working on a large metal structure, with bright sparks flying from the welding point. In the foreground, a man and a woman in business attire are looking at a document together. The overall scene represents the intersection of industry and professional services.

**Mining • Manufacturing • Services
Agriculture • Utilities • Construction**

PPI Detailed Report

Data for May 2023

Editors

Joseph Kowal
Gabriel Vera
Timothy Schermerhorn
Nachelle Jackson

Vol. 27, No. 5

Contents

	<i>Page</i>
Producer Price Indexes, May 2023	1
Addition of Historical Data to Coal Industry Producer Price Indexes	6
Charts	
Final demand	7
Processed goods for intermediate demand	8
Unprocessed goods for intermediate demand	9
Services for intermediate demand	10
Tables	
Producer Price Indexes	
1. Final demand – intermediate demand weights and percent changes, seasonally adjusted	11
2. Selected commodity groupings percent changes by final demand – intermediate demand category	17
3. Final demand – intermediate demand indexes, seasonally adjusted	27
4. Final demand – intermediate demand weights and percent changes, not seasonally adjusted	33
5. Final demand – intermediate demand indexes, not seasonally adjusted	39
6. Selected commodity and service groupings percent changes, not seasonally adjusted	45
7. Commodity and service groupings and individual items, percent changes, not seasonally adjusted	47
8. Commodity and service groupings and individual items, indexes and percent changes, seasonally adjusted	106
9. Commodity and service groupings and individual items indexes, not seasonally adjusted	130
10. Net output of selected industries and industry groups, indexes and percent changes.....	186
11. Net output of selected industries and their products indexes	188
12. Net output of selected industries and their products, percent changes	258
13. Special commodity groupings	332
14. Net inputs to industries, excluding capital investment, labor, and imports	334
Technical note	339

Producer Price Index Release Dates

The following is the schedule of release dates for Producer Price Index data in 2023. News releases are issued at 8:30 a.m. eastern time on each release date.

Reference Month	Release Date
December 2022	Jan. 18, 2023
January 2023	Feb. 16, 2023
February 2023	Mar. 15, 2023
March 2023	Apr. 13, 2023
April 2023	May 11, 2023
May 2023	Jun. 14, 2023
June 2023	Jul. 13, 2023
July 2023	Aug. 11, 2023
August 2023	Sep. 14, 2023
September 2023	Oct. 11, 2023
October 2023	Nov. 15, 2023
November 2023	Dec. 13, 2023

Producer Price Indexes – May 2023

The Producer Price Index for final demand declined 0.3 percent in May, seasonally adjusted. Final demand prices rose 0.2 percent in April and fell 0.4 percent in March. (See table A.) On an unadjusted basis, the index for final demand moved up 1.1 percent for the 12 months ended in May.

In May, the decline in the final demand index can be traced to prices for final demand goods, which fell 1.6 percent. The index for final demand services increased 0.2 percent.

Prices for final demand less foods, energy, and trade services were unchanged in May after inching up 0.1 percent in April. For the 12 months ended in May, the index for final demand less foods, energy, and trade services increased 2.8 percent.

Final Demand

Final demand goods: Prices for final demand goods moved down 1.6 percent in May, the largest decrease since falling 1.6 percent in July 2022. Most of the May decline is attributable to the index for final demand energy, which dropped 6.8 percent. Prices for final demand foods moved down 1.3 percent. In contrast, the index for final demand goods less foods and energy increased 0.1 percent.

Product detail: Sixty percent of the May decline in the index for final demand goods can be traced to a 13.8-percent drop in prices for gasoline. The indexes for diesel fuel, chicken eggs, jet fuel, fresh and dry vegetables, and iron and steel scrap also fell. Conversely, prices for tobacco products advanced 1.7 percent. The indexes for electric power and for beverages and beverage materials also increased. (See table 2.)

Final demand services: The index for final demand services moved up 0.2 percent in May following a 0.3-percent advance in April. Leading the May increase, margins for final demand trade services rose 1.0 percent. (Trade indexes measure changes in margins received by wholesalers and retailers.) Prices for final demand services less trade, transportation, and warehousing edged up 0.1 percent. In contrast, the index for final demand transportation and warehousing services declined 1.4 percent.

Product detail: Over 40 percent of the May increase in prices for final demand services can be attributed to margins for automobiles and automobile parts retailing, which rose 4.2 percent. The indexes for fuels and lubricants retailing; apparel, footwear, and accessories retailing; securities brokerage, dealing, investment advice, and related services; machinery and vehicle wholesaling; and food wholesaling also advanced. Conversely, prices for truck transportation of freight fell 2.1

percent. The indexes for portfolio management and for health, beauty, and optical goods retailing also decreased.

Intermediate Demand by Commodity Type

Within intermediate demand in May, the index for processed goods fell 1.5 percent, prices for unprocessed goods dropped 4.8 percent, and the index for services advanced 0.2 percent. (See tables B and C.)

Processed goods for intermediate demand: Prices for processed goods for intermediate demand moved down 1.5 percent in May, the largest decrease since falling 2.5 percent in December 2022. Most of the May decline can be traced to a 6.9-percent drop in the index for processed energy goods. Prices for processed foods and feeds decreased 1.9 percent, while the index for processed materials less foods and energy was unchanged. For the 12 months ended in May, prices for processed goods for intermediate demand fell 7.1 percent, the largest 12-month decline since moving down 7.2 percent in May 2020.

Product detail: In May, over 40 percent of the decrease in prices for processed goods for intermediate demand can be traced to the index for diesel fuel, which dropped 13.7 percent. Prices for gasoline, natural gas to electric utilities, jet fuel, primary basic organic chemicals, and prepared animal feeds also fell. Conversely, the index for commercial electric power rose 1.8 percent. Prices for cold rolled steel sheet and strip and for snack chips also advanced.

Unprocessed goods for intermediate demand: The index for unprocessed goods for intermediate demand fell 4.8 percent in May after increasing 1.6 percent in April. Almost 60 percent of the broad-based decrease is attributable to a 7.8-percent drop in prices for unprocessed energy materials. The indexes for unprocessed foodstuffs and feedstuffs and for unprocessed nonfood materials less energy also moved lower, falling 3.0 percent and 3.3 percent, respectively. For the 12 months ended in May, prices for unprocessed goods for intermediate demand declined 27.5 percent, the largest 12-month decrease since dropping 28.6 percent in April 2020.

Product detail: Nearly 60 percent of the May decline in the index for unprocessed goods for intermediate demand can be traced to prices for crude petroleum, which fell 10.2 percent. The indexes for ungraded chicken eggs, corn, iron and steel scrap, slaughter hogs, and natural gas also moved lower. In contrast, raw milk prices increased 4.8 percent. The indexes for coal and for aluminum base scrap also moved higher.

Chart 1. One-month percent changes in selected PPI final demand price indexes, seasonally adjusted

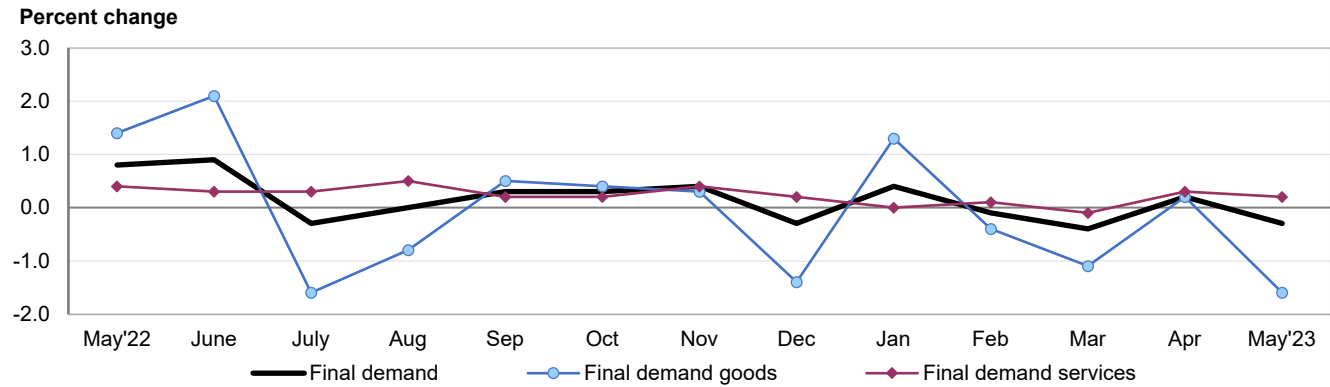


Chart 2. Twelve-month percent changes in selected PPI final demand price indexes, not seasonally adjusted

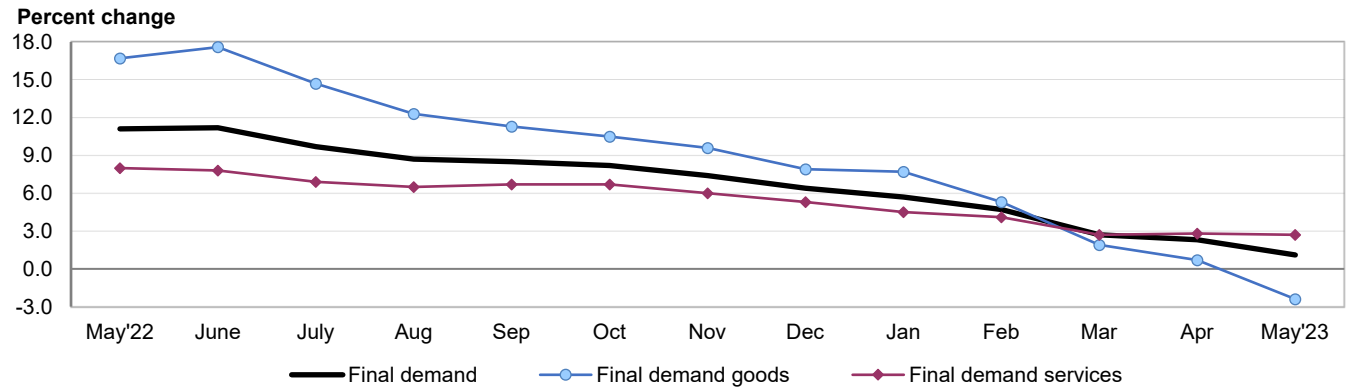


Table A. Monthly and 12-month percent changes in selected final demand price indexes, seasonally adjusted

Month	Total final demand	Final demand less foods, energy, and trade	Final demand goods				Final demand services				Change in final demand from 12 months ago (unadj.)	Change in final demand less foods, energy, and trade from 12 mo. ago (unadj.)
			Total	Foods	Energy	Less foods and energy	Total	Trade	Transportation and warehousing	Other		
2022												
May...	0.8	0.5	1.4	0.7	4.0	0.7	0.4	0.6	2.5	0.1	11.1	6.8
June...	0.9	0.3	2.1	-0.1	8.4	0.5	0.3	0.5	0.8	0.1	11.2	6.4
July...	-0.3	0.2	-1.6	1.3	-8.3	0.2	0.3	0.8	-0.3	0.1	9.7	5.8
Aug...	0.0	0.2	-0.8	-0.2	-4.4	0.2	0.5	1.0	-1.1	0.4	8.7	5.6
Sept...	0.3	0.3	0.5	1.5	1.0	0.0	0.2	-0.3	-0.2	0.5	8.5	5.6
Oct....	0.3	0.2	0.4	0.7	1.5	0.0	0.2	0.2	0.0	0.2	8.2	5.5
Nov....	0.4	0.4	0.3	3.3	-2.3	0.3	0.4	0.5	-0.4	0.5	7.4	4.9
Dec....	-0.3	0.2	-1.4	-0.9	-6.3	0.1	0.2	0.3	0.0	0.2	6.4	4.7
2023												
Jan. ¹ ...	0.4	0.5	1.3	-1.3	5.4	0.6	0.0	-0.8	-0.5	0.5	5.7	4.4
Feb. ¹ ..	-0.1	0.3	-0.4	-2.3	-0.8	0.3	0.1	-0.2	-0.8	0.4	4.7	4.4
Mar. ¹ ..	-0.4	0.2	-1.1	0.3	-6.0	0.2	-0.1	-0.6	-0.7	0.3	2.7	3.7
Apr. ¹ ...	0.2	0.1	0.2	-0.4	0.8	0.1	0.3	0.6	-2.4	0.4	2.3	3.3
May...	-0.3	0.0	-1.6	-1.3	-6.8	0.1	0.2	1.0	-1.4	0.1	1.1	2.8

¹ Some of the figures shown above and elsewhere in this release may differ from those previously reported because data for January 2023 through April 2023 have been revised to reflect the availability of late reports and corrections by respondents.

Table B. Monthly and 12-month percent changes in selected intermediate demand price indexes for goods by commodity type, seasonally adjusted

Month	Processed goods for intermediate demand					Unprocessed goods for intermediate demand				
	Total	Foods and feeds	Energy goods	Less foods and energy	Total, change from 12 months ago (unadj.)	Total	Food-stuffs and feed-stuffs	Energy materials	Nonfood materials less energy	Total, change from 12 months ago (unadj.)
2022										
May.....	2.2	1.2	4.4	1.7	21.6	5.4	0.3	14.6	-4.2	46.4
June.....	1.9	0.1	8.4	0.1	21.9	4.8	-0.7	11.1	-1.8	50.3
July.....	-2.1	0.5	-8.0	-0.4	17.2	-8.8	-1.1	-14.2	-5.9	32.5
Aug.....	-1.2	-0.2	-3.7	-0.6	14.3	4.8	-0.9	10.9	0.5	36.9
Sept.....	-0.1	-0.1	2.0	-0.8	12.9	-3.1	1.3	-6.6	-0.6	29.2
Oct.....	-0.2	-0.2	1.5	-0.8	10.1	-9.7	-0.7	-18.1	-4.1	9.3
Nov.....	-0.5	0.8	-1.9	-0.2	7.6	-3.1	0.0	-6.7	-0.7	3.5
Dec.....	-2.5	-0.6	-9.8	-0.4	4.8	1.5	-0.2	5.2	-1.7	10.7
2023										
Jan. ¹	1.1	0.2	4.9	0.1	3.9	-4.7	-5.8	-7.0	2.1	2.8
Feb. ¹	-0.4	-2.1	-1.6	0.2	2.1	-4.9	-1.0	-10.9	0.3	-10.4
Mar. ¹	-1.0	-0.2	-3.9	-0.3	-1.0	-4.6	-0.7	-11.1	-0.6	-16.7
Apr. ¹	-0.5	-1.1	-2.8	0.3	-3.4	1.6	-1.5	5.4	1.5	-19.8
May.....	-1.5	-1.9	-6.9	0.0	-7.1	-4.8	-3.0	-7.8	-3.3	-27.5

¹ Some of the figures shown above and elsewhere in this release may differ from those previously reported because data for January 2023 through April 2023 have been revised to reflect the availability of late reports and corrections by respondents.

Services for intermediate demand: The index for services for intermediate demand advanced 0.2 percent in May after moving up 0.7 percent in April. A major factor in the May increase was a 0.4-percent rise in prices for services less trade, transportation, and warehousing for intermediate demand. Margins for trade services for intermediate demand advanced 0.2 percent. Conversely, the index for transportation and warehousing services for intermediate demand decreased 0.9 percent. For the 12 months ended in May, prices for services for intermediate demand increased 3.9 percent.

Product detail: Leading the May advance in the index for services for intermediate demand, prices for business loans (partial) rose 3.2 percent. The indexes for securities brokerage, dealing, investment advice, and related services; food wholesaling; fuels and lubricants retailing; investment banking; and ground courier and messenger services also moved higher. In contrast, prices for truck transportation of freight fell 2.1 percent. The indexes for portfolio management and for machinery and equipment parts and supplies wholesaling also declined.

Table C. Monthly and 12-month percent changes in selected intermediate demand price indexes for services by commodity type, seasonally adjusted

Month	Services for intermediate demand				Total, change from 12 months ago (unadj.)
	Total	Trade	Transportation and warehousing	Other	
2022					
May.....	0.6	0.8	0.5	0.5	7.9
June.....	-0.3	-0.5	0.1	-0.3	6.3
July.....	0.3	0.2	1.1	0.1	5.9
Aug.....	0.6	-0.9	-0.3	1.3	6.0
Sept.....	0.5	0.1	-0.4	0.8	6.2
Oct.....	0.4	0.0	0.6	0.5	6.7
Nov.....	0.8	0.9	-1.3	1.2	6.9
Dec.....	0.0	-1.3	0.0	0.4	6.0
2023					
Jan. ¹	1.0	0.8	0.5	1.1	6.3
Feb. ¹	0.2	-0.8	0.0	0.5	6.1
Mar. ¹	-0.2	0.9	-0.9	-0.4	4.5
Apr. ¹	0.7	1.6	-1.1	0.9	4.4
May.....	0.2	0.2	-0.9	0.4	3.9

¹ Some of the figures shown above and elsewhere in this release may differ from those previously reported because data for January 2023 through April 2023 have been revised to reflect the availability of late reports and corrections by respondents.

Intermediate Demand by Production Flow

Stage 4 intermediate demand: Prices for stage 4 intermediate demand decreased 0.2 percent in May after increasing 0.4 percent in April. In May, the index for total goods inputs to stage 4 intermediate demand moved down 0.6 percent. Conversely, prices for total services inputs edged up 0.1 percent. (See table D.) Decreases in the indexes for gasoline; diesel fuel; portfolio management; machinery and equipment parts and supplies wholesaling; warehousing, storage, and related services; and grains outweighed rising prices for securities brokerage, dealing, investment advice, and related services; business loans (partial); and commercial electric power. For the 12 months ended in May, the index for stage 4 intermediate demand advanced 1.5 percent.

Stage 3 intermediate demand: The index for stage 3 intermediate demand declined 1.0 percent in May, the fourth consecutive decrease. In May, prices for total goods inputs to stage 3 intermediate demand fell 2.4 percent. In contrast, the index for total services inputs inched up 0.1 percent. Declines in prices for diesel fuel; ungraded chicken eggs; jet fuel; grains; gasoline; and warehousing, storage, and related services outweighed increases in the indexes for business loans (partial), raw milk, and asphalt. For the 12 months ended in May, prices for stage 3 intermediate demand fell 6.5 percent, the largest 12-month decrease since dropping 8.1 percent in May 2020.

Stage 2 intermediate demand: The index for stage 2 intermediate demand declined 1.4 percent in May after rising 1.3 percent in April. In May, prices for total goods inputs to stage 2 intermediate demand moved down 4.0 percent. Conversely, the index for total services inputs advanced 0.6 percent. Falling prices for crude petroleum, gas fuels, iron and steel scrap, prepared animal feeds, broadcast and network television advertising time sales, and primary basic organic chemicals outweighed increases in the indexes for business loans (partial), fuels and lubricants retailing, and coal. For the 12 months ended in May, prices for stage 2 intermediate demand decreased 9.8 percent, the largest 12-month decline since dropping 10.3 percent in April 2020.

Stage 1 intermediate demand: The index for stage 1 intermediate demand declined 0.9 percent in May, the largest decrease since moving down 1.8 percent in December 2022. In May, prices for total goods inputs to stage 1 intermediate demand fell 1.8 percent, while the index for total services inputs was unchanged. Decreasing prices for diesel fuel, gasoline, natural gas to electric utilities, grains, iron and steel scrap, and truck transportation of freight outweighed advances in the indexes for securities brokerage, dealing, investment advice, and related services; residual fuels; and commercial electric power. For the 12 months ended in May, prices for stage 1 intermediate demand declined 3.6 percent, the largest 12-month decrease since dropping 4.5 percent in July 2020.

Table D. Monthly percent changes in selected intermediate demand price indexes by production flow, seasonally adjusted

Month	Stage 4 intermediate demand			Stage 3 intermediate demand			Stage 2 intermediate demand			Stage 1 intermediate demand		
	Total	Goods inputs	Services inputs	Total	Goods inputs	Services inputs	Total	Goods inputs	Services inputs	Total	Goods inputs	Services inputs
2022												
May.....	0.9	1.4	0.5	1.7	2.5	0.7	3.6	6.6	0.3	1.5	2.1	0.8
June.....	0.3	1.0	-0.3	0.5	1.4	-0.5	2.9	5.3	0.1	1.0	2.4	-0.6
July.....	-0.4	-0.8	0.0	-1.2	-2.6	0.4	-4.1	-8.2	0.9	-1.6	-2.8	-0.3
Aug.....	0.3	0.0	0.6	-1.3	-2.6	0.1	3.0	4.8	1.2	-0.4	-1.2	0.5
Sept.....	0.4	0.1	0.7	0.0	-0.1	0.1	-1.9	-4.0	0.3	0.3	0.3	0.2
Oct.....	0.1	-0.1	0.2	-0.1	-0.6	0.5	-4.7	-9.8	0.8	0.1	-0.2	0.4
Nov.....	0.4	-0.2	1.0	-0.4	-1.1	0.3	-1.0	-2.9	0.8	0.1	-0.6	0.9
Dec.....	-0.4	-0.7	0.0	-2.0	-3.8	0.0	1.0	1.5	0.6	-1.8	-3.0	-0.4
2023												
Jan. ¹	1.0	0.8	1.2	0.2	-0.5	0.9	-0.9	-2.9	0.9	0.7	0.8	0.7
Feb. ¹	0.0	-0.1	0.0	-0.3	-0.6	0.1	-1.4	-4.5	1.2	-0.4	-0.4	-0.3
Mar. ¹	-0.2	-0.5	0.0	-0.7	-1.1	-0.4	-2.5	-4.9	-0.6	-0.4	-1.0	0.2
Apr. ¹	0.4	-0.2	0.8	-0.1	-1.2	0.8	1.3	1.9	0.8	0.0	-0.7	0.6
May.....	-0.2	-0.6	0.1	-1.0	-2.4	0.1	-1.4	-4.0	0.6	-0.9	-1.8	0.0

¹ Some of the figures shown above and elsewhere in this release may differ from those previously reported because data for January 2023 through April 2023 have been revised to reflect the availability of late reports and corrections by respondents.

Addition of Historical Data to Coal Industry Producer Price Indexes

With the release of Producer Price Index (PPI) data for May 2023 on June 14, 2023, the Bureau of Labor Statistics (BLS) added historical index data to the following PPI Industry-based Coal indexes:

21211-21211-
212110212110

For further information, contact the PPI Section of Index Analysis and Public Information at ppi-info@bls.gov or (202) 691-7705.

Chart 1. The Final Demand Index and its component indexes, January 2019 through May 2023, 12-month percentage changes

Percent change

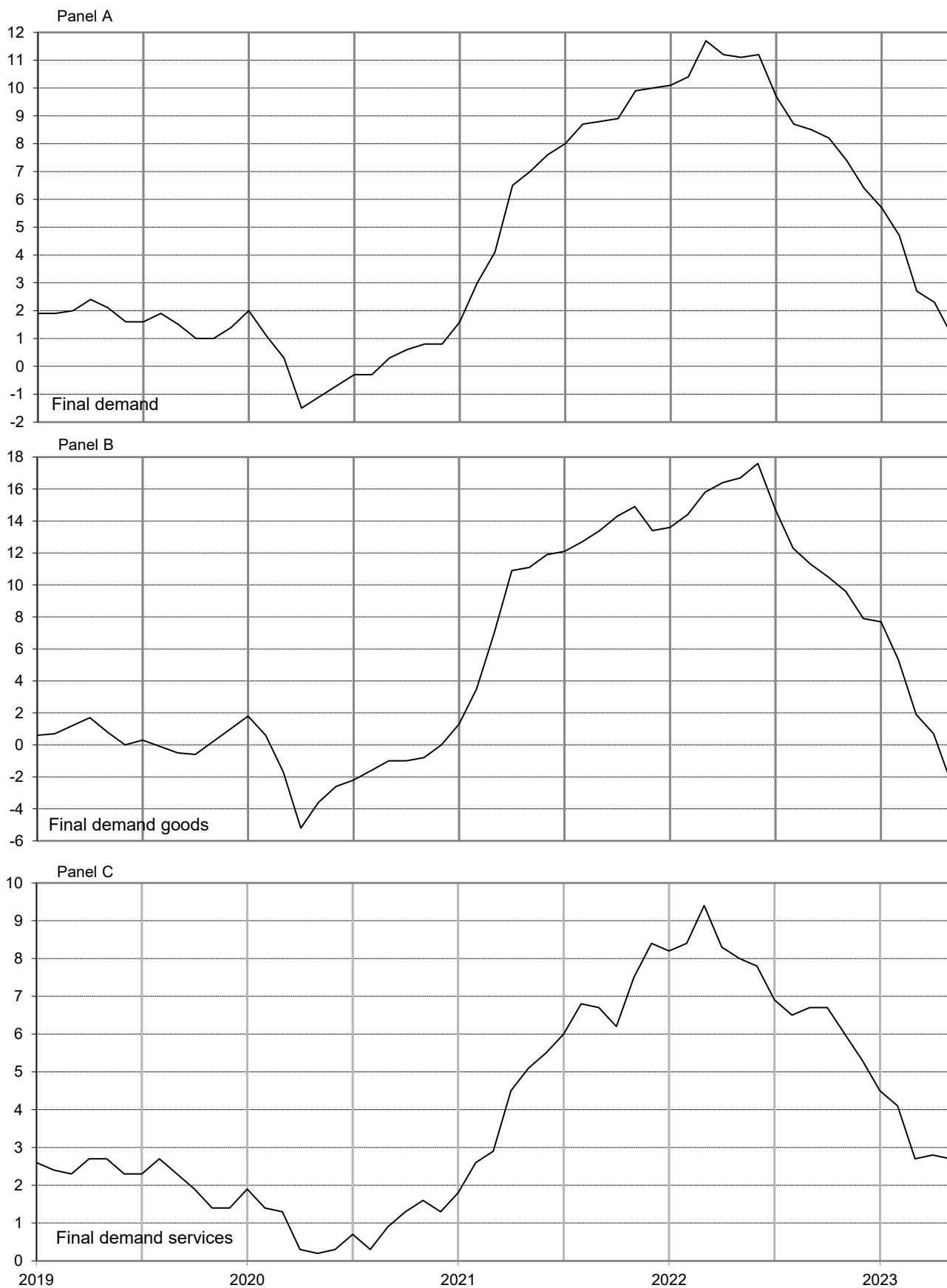


Chart 2. The Processed Goods for Intermediate Demand Index and its component indexes, January 2019 through May 2023, 12-month percentage changes

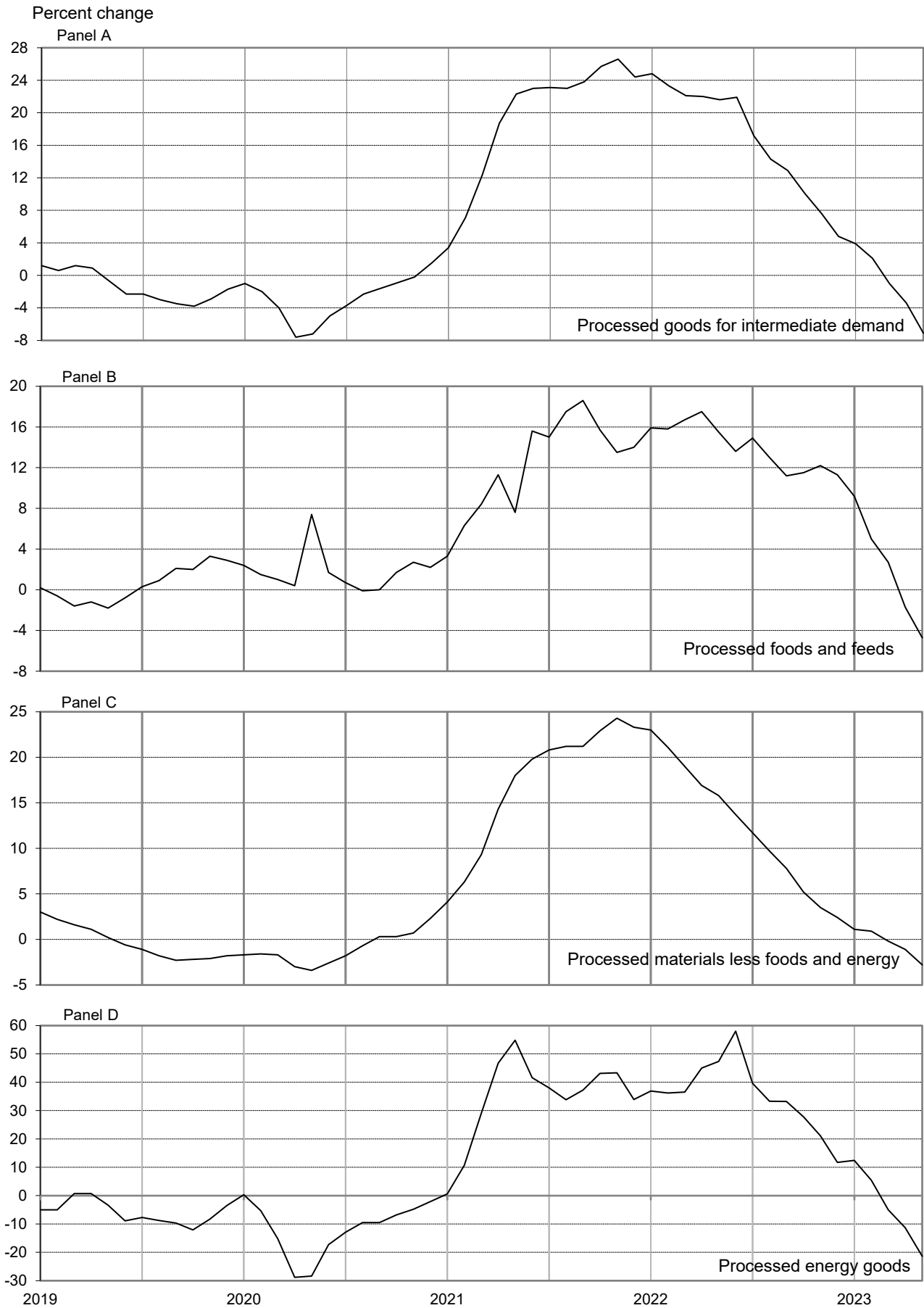


Chart 3. The Unprocessed Goods for Intermediate Demand Index and its component indexes, January 2019 through May 2023, 12-month percentage changes

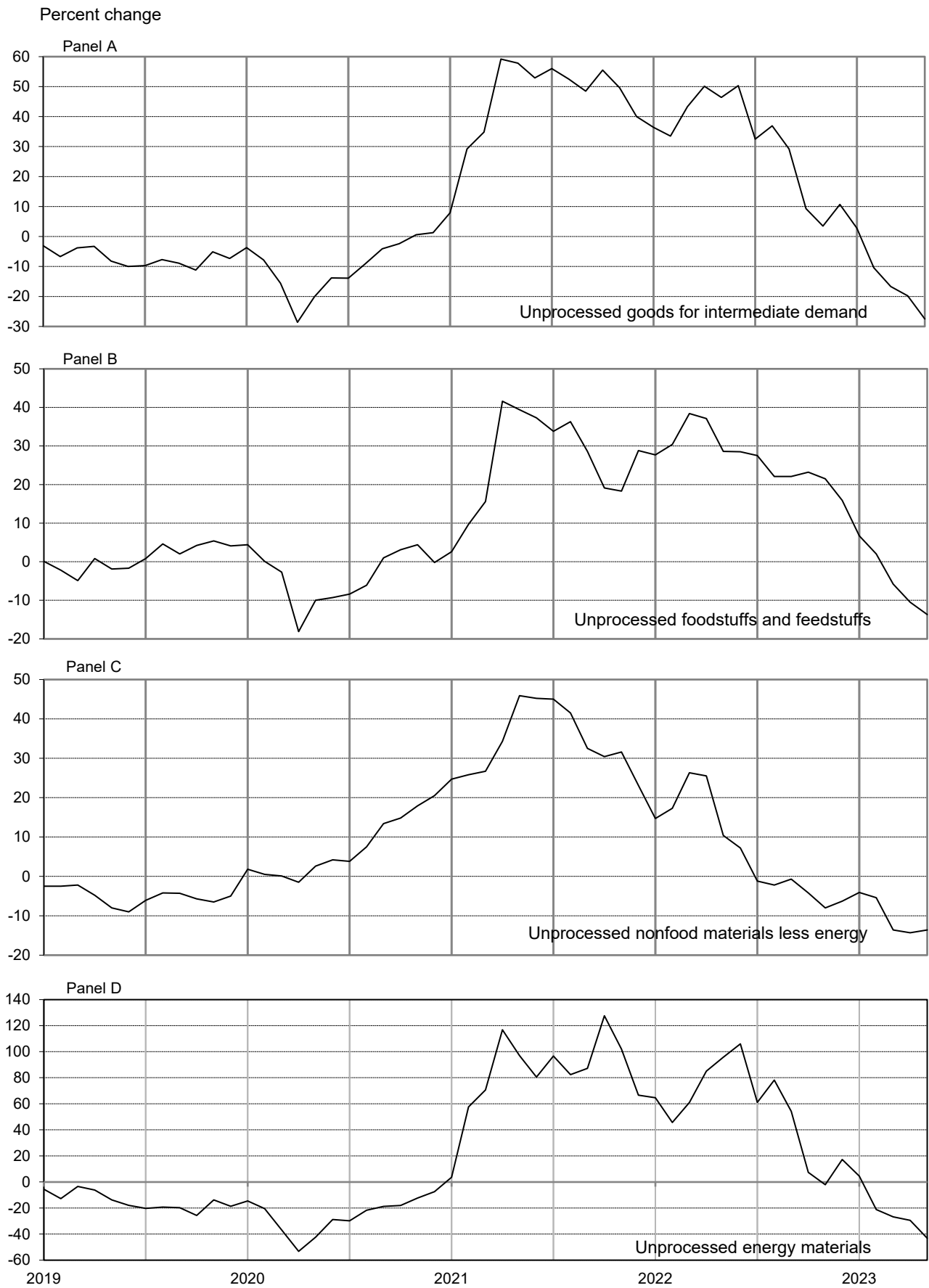
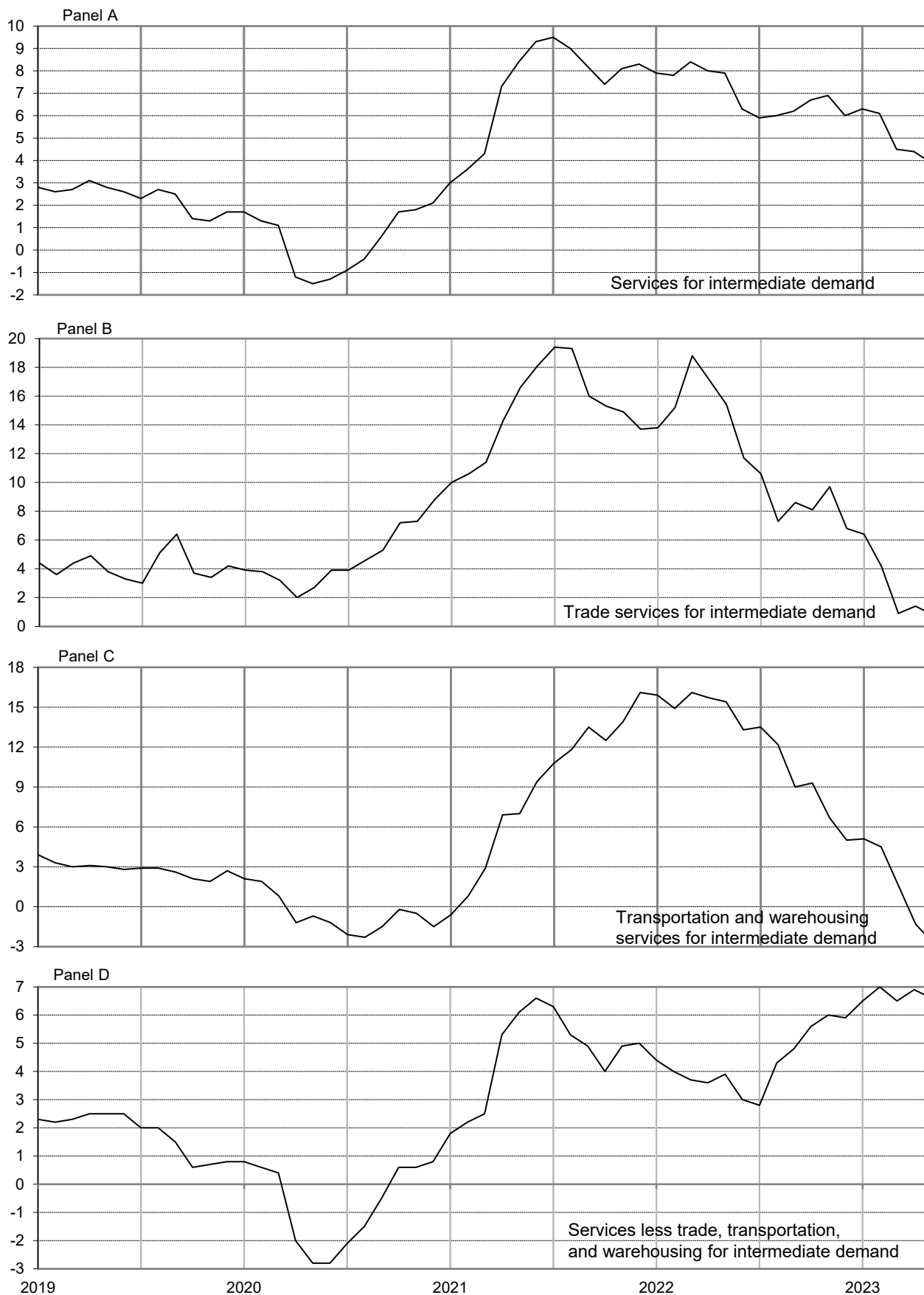


Chart 4. The Services for Intermediate Demand Index and its component indexes, January 2019 through May 2023, 12-month percentage changes

Percent change



Source: U.S. Bureau of Labor Statistics, Producer Price Index Program

Table 1. Producer price index percentage changes and weights for Final Demand-Intermediate Demand groupings, seasonally adjusted
[May 2023]

Grouping	Commodity code		Relative Importance Dec. 2022 ¹	Unadjusted 12-month percent change ² May 2022 to May 2023 ^P	Seasonally adjusted 1-month percent change ²				
	Group code	Item code			Dec. to Jan.	Jan. to Feb. ^P	Feb. to Mar. ^P	Mar. to Apr. ^P	Apr. to May ^P
Final Demand									
Final demand.....	FD	4	100.000	1.1	0.4	-0.1	-0.4	0.2	-0.3
Final demand goods.....	FD	41	30.653	-2.4	1.3	-0.4	-1.1	0.2	-1.6
Final demand foods.....	FD	411	5.940	0.3	-1.3	-2.3	0.3	-0.4	-1.3
Finished consumer foods ³	FD	4111	4.511	1.7	-1.3	-2.7	0.8	-0.5	-1.3
Finished consumer foods, crude.....	FD	41113	0.606	-11.5	-17.4	-18.9	4.0	2.0	-16.3
Finished consumer foods, processed.....	FD	41112	3.905	2.5	1.2	-0.6	0.4	-0.8	0.4
Government purchased foods.....	FD	4112	0.406	0.5	0.0	-1.4	0.3	-1.0	-0.3
Foods for export.....	FD	4113	1.023	-6.6	-2.1	-1.3	-1.9	0.1	-2.0
Final demand energy.....	FD	412	5.853	-18.1	5.4	-0.8	-6.0	0.8	-6.8
Finished consumer energy goods ³	FD	4121	4.451	-14.7	5.7	0.0	-6.6	2.4	-6.6
Government purchased energy.....	FD	4122	0.942	-27.6	6.9	-3.2	-4.9	-4.5	-7.9
Energy for export.....	FD	4123	0.460	-31.8	0.9	-3.8	-2.2	-5.0	-7.0
Final demand goods less foods and energy.....	FD	413	18.859	2.6	0.6	0.3	0.2	0.1	0.1
Finished goods less foods and energy ³	FD	4131	10.768	4.9	0.7	0.3	0.3	0.1	0.3
Finished consumer goods less foods and energy.....	FD	41311	5.731	4.7	0.7	0.5	0.3	0.0	0.3
Nondurable consumer goods less foods and energy.....	FD	413111	3.441	5.7	0.8	0.7	0.3	0.2	0.3
Durable consumer goods.....	FD	413112	2.290	3.2	0.5	0.2	0.2	-0.1	0.2
Private capital equipment.....	FD	41312	5.037	5.2	0.7	0.2	0.4	0.1	0.4
Private capital equipment for manufacturing industries.....	FD	413121	1.222	6.1	0.9	0.3	0.4	0.1	0.7
Private capital equipment for nonmanufacturing industries.....	FD	413122	3.815	4.9	0.7	0.2	0.4	0.1	0.3
Government purchased goods, excluding foods and energy.....	FD	4132	1.967	1.6	0.3	0.2	0.0	0.0	-0.1
Government purchased goods excluding foods, energy, and capital equipment.....	FD	41321	1.160	1.1	0.4	0.2	-0.3	0.0	-0.3
Government purchased capital equipment.....	FD	41322	0.807	2.3	0.1	0.2	0.3	0.0	0.1
Goods for export, excluding foods and energy.....	FD	4133	6.124	-1.0	0.6	0.4	0.1	0.3	-0.3
Final demand services.....	FD	42	66.677	2.7	0.0	0.1	-0.1	0.3	0.2
Final demand trade services ⁴	FD	423	19.700	2.9	-0.8	-0.2	-0.6	0.6	1.0
Trade of finished goods ³	FD	4231	17.049	2.9	-0.9	-0.1	-0.7	0.4	1.2
Trade of personal consumption goods.....	FD	42311	13.855	3.4	-0.4	-0.1	-0.9	0.5	1.2
Trade of private capital equipment.....	FD	42312	3.194	0.4	-3.0	-0.4	0.3	0.0	0.9
Trade of government purchased goods.....	FD	4232	0.750	3.3	-1.5	-0.3	-0.4	1.7	0.4
Trade of government purchased goods, excluding capital equipment.....	FD	42321	0.457	4.0	-0.2	-0.5	-0.1	2.6	0.1
Trade of government purchased capital equipment.....	FD	42322	0.293	2.3	-3.5	0.0	-0.9	0.3	0.9
Trade of exports.....	FD	4233	1.901	2.8	-0.3	-0.7	0.4	1.3	0.2
Final demand transportation and warehousing services.....	FD	422	5.213	-6.8	-0.5	-0.8	-0.7	-2.4	-1.4
Transportation of passengers for final demand.....	FD	4221	1.275	1.9	2.3	-1.1	1.3	-2.9	-1.1
Transportation of private passengers.....	FD	42211	0.860	1.9	2.3	-1.1	1.3	-2.9	-1.1
Transportation of government passengers.....	FD	42212	0.103	1.8	2.3	-1.1	1.3	-2.9	-1.1
Transportation of passengers for export.....	FD	42213	0.312	1.9	2.3	-1.1	1.3	-2.9	-1.1
Transportation and warehousing of goods for final demand.....	FD	4222	3.938	-9.6	-1.4	-0.7	-1.4	-2.3	-1.6
Transportation and warehousing of finished goods ³	FD	42221	2.567	-10.4	-1.6	-0.7	-1.4	-2.4	-1.7
Transportation and warehousing of personal consumption goods.....	FD	422211	2.063	-10.1	-1.5	-0.7	-1.4	-2.4	-1.6
Transportation and warehousing of private capital equipment.....	FD	422212	0.504	-11.7	-1.9	-0.8	-1.5	-2.6	-1.8
Transportation and warehousing of government purchased goods.....	FD	42222	0.233	-7.0	-0.9	-0.4	-1.2	-2.0	-1.6
Transportation and warehousing of exports.....	FD	42223	1.138	-8.3	-1.1	-0.5	-1.3	-1.9	-1.3
Final demand services less trade, transportation, and warehousing.....	FD	421	41.763	3.7	0.5	0.4	0.3	0.4	0.1
Finished services less trade, transportation, and warehousing ³	FD	4211	36.505	3.5	0.4	0.3	0.4	0.4	0.0
Finished consumer services less trade, transportation, and warehousing.....	FD	42111	32.158	3.6	0.4	0.3	0.4	0.5	0.0
Private capital investment services less trade, transportation, and warehousing.....	FD	42112	4.347	3.2	0.4	0.0	0.3	-0.2	0.6
Government purchased services less trade, transportation, and warehousing.....	FD	4212	2.674	2.8	0.9	0.1	0.0	0.6	0.0
Gov. purchased services less trade, transportation, and warehousing, excl. capital investment.....	FD	42121	2.515	2.9	0.8	0.1	0.0	0.6	0.0
Government purchased capital investment services less trade, transportation, and warehousing.....	FD	42122	0.159	1.1	1.4	0.6	0.0	-0.5	0.3
Services for export less trade, transportation, and warehousing.....	FD	4213	2.584	7.1	1.7	1.5	-0.5	0.5	0.5
Final demand construction.....	FD	43	2.670	10.9	1.9	0.0	0.1	-0.3	0.2
Construction for private capital investment.....	FD	431	1.856	11.6	1.9	0.0	0.1	-0.3	0.1
Construction for government.....	FD	432	0.814	9.7	1.8	0.1	0.2	-0.2	0.2
Special Groupings of Final Demand									
Final demand less exports.....	FD	49101	86.458	1.5	0.4	-0.1	-0.4	0.2	-0.3
Final demand less government.....	FD	49102	92.111	1.3	0.4	0.0	-0.3	0.3	-0.3

See footnotes at end of table.

Table 1. Producer price index percentage changes and weights for Final Demand-Intermediate Demand groupings, seasonally adjusted — Continued
[May 2023]

Grouping	Commodity code		Relative Importance Dec. 2022 ¹	Unadjusted 12-month percent change ² May 2022 to May 2023 ^P	Seasonally adjusted 1-month percent change ²				
	Group code	Item code			Dec. to Jan.	Jan. to Feb. ^P	Feb. to Mar. ^P	Mar. to Apr. ^P	Apr. to May ^P
Final demand less foods, food and nonalcoholic beverages for immediate consumption, and energy ⁵	FD	49103	87.791	2.8	0.2	0.2	0.0	0.2	0.2
Final demand less foods and energy ⁵	FD	49104	88.207	2.8	0.2	0.2	0.0	0.2	0.2
Final demand less foods and food and nonalcoholic beverages for immediate consumption ⁵	FD	49105	93.644	1.0	0.5	0.1	-0.4	0.3	-0.3
Final demand less foods ⁵	FD	49106	94.060	1.1	0.5	0.1	-0.4	0.2	-0.3
Final demand less energy.....	FD	49107	94.147	2.7	0.1	0.0	0.0	0.2	0.1
Final demand less trade services.....	FD	49108	80.300	0.6	0.7	0.0	-0.3	0.1	-0.6
Final demand less distributive services ⁶	FD	49109	76.362	1.1	0.8	0.0	-0.3	0.2	-0.6
Final demand goods less energy.....	FD	49111	24.799	2.0	0.2	-0.3	0.2	0.0	-0.3
Final demand goods less foods.....	FD	49112	24.712	-2.9	1.9	0.0	-1.4	0.3	-1.6
Final demand services less trade services.....	FD	49113	46.976	2.5	0.4	0.2	0.2	0.1	-0.1
Final demand distributive services ⁶	FD	49114	23.638	0.9	-0.9	-0.3	-0.7	0.1	0.6
Final demand goods plus final demand distributive services ⁶	FD	49115	54.290	-1.1	0.3	-0.3	-0.9	0.1	-0.6
Final demand less foods, energy, and trade services ⁵	FD	49116	68.507	2.8	0.5	0.3	0.2	0.1	0.0
Private and government purchased capital equipment.....	FD	49117	5.844	4.8	0.6	0.2	0.4	0.1	0.4
Private and government purchased capital investment services.....	FD	49118	8.497	1.2	-1.1	-0.1	0.2	-0.2	0.6
Total private and government purchased capital investment.....	FD	49119	14.341	3.7	-0.1	0.0	0.2	-0.1	0.4
Total finished ³	FD	49201	78.567	1.8	0.3	0.0	-0.3	0.3	-0.2
Total finished less foods, food and nonalcoholic beverages for immediate consumption, and energy ^{3, 5}	FD	49202	69.193	3.2	0.1	0.1	0.0	0.2	0.3
Total finished less foods and energy ^{3, 5}	FD	49203	69.605	3.2	0.1	0.1	0.0	0.2	0.3
Total finished less foods and food and nonalcoholic beverages for immediate consumption ^{3, 5}	FD	49204	73.644	1.8	0.4	0.1	-0.4	0.3	-0.2
Total finished less foods ^{3, 5}	FD	49205	74.056	1.8	0.4	0.1	-0.4	0.3	-0.2
Total finished less energy ³	FD	49206	74.116	3.2	0.0	0.0	0.1	0.2	0.2
Finished goods ³	FD	49207	19.730	-0.9	1.5	-0.4	-1.3	0.5	-1.7
Finished goods less energy ³	FD	49208	15.279	4.0	0.1	-0.5	0.4	-0.1	-0.1
Finished goods, excluding foods ^{3, 5}	FD	49209	15.219	-1.5	2.3	0.2	-1.9	0.8	-1.8
Finished services ³	FD	49210	56.981	2.7	0.0	0.1	0.0	0.2	0.3
Private capital investment services.....	FD	49211	8.045	1.2	-1.1	-0.2	0.2	-0.2	0.6
Finished distributive services ^{3, 6}	FD	49212	19.616	1.2	-1.0	-0.2	-0.8	0.1	0.8
Finished services less trade services ³	FD	49213	39.932	2.6	0.3	0.2	0.3	0.2	-0.1
Finished services less distributive services ^{3, 6}	FD	49214	37.365	3.5	0.4	0.3	0.4	0.3	0.0
Total private capital investment (goods, services, and construction).....	FD	49215	14.938	3.6	-0.1	0.0	0.3	-0.1	0.5
Finished goods plus finished distributive services ^{3, 6}	FD	49216	39.346	0.0	0.2	-0.3	-1.1	0.3	-0.5
Total exports.....	FD	49301	13.542	-1.2	0.4	0.1	-0.3	0.0	-0.5
Goods for export.....	FD	49302	7.607	-3.8	0.3	-0.1	-0.3	0.0	-0.9
Services for export.....	FD	49303	5.935	2.5	0.6	0.3	-0.3	0.1	0.0
Total government purchases.....	FD	49401	7.889	-1.8	1.2	-0.4	-0.6	-0.4	-1.0
Government purchased goods.....	FD	49402	3.315	-7.7	2.2	-1.0	-1.4	-1.4	-2.3
Government purchased services.....	FD	49403	3.760	2.3	0.3	0.0	-0.1	0.5	0.0
Total government purchased capital investment (goods, services, construction).....	FD	49404	2.073	4.8	0.4	0.1	0.1	-0.1	0.3
Government purchases, defense.....	FD	49405	2.344	-4.6	1.3	-0.6	-0.5	-1.2	-1.2
Government purchases, non-defense.....	FD	49406	5.545	-0.7	1.2	-0.4	-0.7	0.0	-0.8
Personal consumption.....	FD	49501	63.629	1.4	0.5	0.0	-0.5	0.4	-0.4
Personal consumption goods (finished consumer goods).....	FD	49502	14.693	-3.0	1.7	-0.6	-1.9	0.6	-2.4
Personal consumption goods less energy.....	FD	49503	10.242	3.4	-0.2	-0.9	0.5	-0.2	-0.4
Personal consumption goods less foods.....	FD	49504	10.182	-4.6	3.0	0.2	-2.9	1.1	-2.8
Personal consumption nondurable goods less foods.....	FD	49508	7.892	-6.4	3.8	0.3	-3.8	1.4	-3.7
Personal consumption services.....	FD	49505	48.936	3.0	0.1	0.1	-0.1	0.3	0.2
Personal consumption less trade services.....	FD	49506	49.774	0.8	0.7	0.0	-0.4	0.4	-0.8
Personal consumption less distributive services ⁶	FD	49507	47.711	1.3	0.8	0.0	-0.3	0.5	-0.8
Personal consumption less foods and energy.....	FD	49510	54.667	3.2	0.2	0.2	0.0	0.3	0.2
Personal consumption less foods, energy, and trade services ⁴	FD	49511	40.812	3.0	0.4	0.3	0.3	0.2	-0.1
Personal consumption less foods, energy, and distributive services ⁶	FD	49512	38.749	3.8	0.5	0.3	0.4	0.4	0.0
Personal consumption goods plus personal consumption distributive services ⁶	FD	49509	30.611	-0.7	0.5	-0.4	-1.4	0.4	-0.7
Intermediate Demand by Commodity Type									
Processed goods									
Processed goods for intermediate demand.....	ID6	1	100.000	-7.1	1.1	-0.4	-1.0	-0.5	-1.5
Materials and components for manufacturing.....	ID6	11	42.908	-5.9	0.0	0.0	-0.5	0.3	-0.2
Materials for manufacturing.....	ID6	111	26.996	-10.4	-0.3	-0.1	-0.9	0.3	-0.3
Materials for food manufacturing.....	ID6	1111	4.432	-6.9	0.3	-2.4	0.0	-1.1	-2.4
Materials for nondurable manufacturing.....	ID6	1112	12.302	-10.2	0.0	-0.3	-1.8	0.0	-1.4
Materials for durable manufacturing.....	ID6	1113	10.262	-11.5	-0.9	1.0	-0.1	1.4	1.8
Components for manufacturing.....	ID6	112	15.912	3.1	0.6	0.3	0.2	0.2	0.0

See footnotes at end of table.

Table 1. Producer price index percentage changes and weights for Final Demand-Intermediate Demand groupings, seasonally adjusted — Continued
[May 2023]

Grouping	Commodity code		Relative Importance Dec. 2022 ¹	Unadjusted 12-month percent change ² May 2022 to May 2023 ^P	Seasonally adjusted 1-month percent change ²				
	Group code	Item code			Dec. to Jan.	Jan. to Feb. ^P	Feb. to Mar. ^P	Mar. to Apr. ^P	Apr. to May ^P
Components for nondurable manufacturing.....	ID6	1121	0.793	1.4	-0.4	0.1	-0.3	0.2	-0.3
Components for durable manufacturing.....	ID6	1122	15.119	3.2	0.6	0.3	0.2	0.2	0.0
Materials and components for construction.....	ID6	12	10.348	-0.2	0.1	-0.1	0.4	0.1	-0.1
Materials for construction.....	ID6	121	4.574	-3.0	-0.5	0.1	0.1	0.1	0.0
Components for construction.....	ID6	122	5.774	1.9	0.5	-0.2	0.7	0.1	-0.2
Processed fuels and lubricants for intermediate demand.....	ID6	13	19.830	-21.4	4.9	-1.6	-3.9	-2.8	-6.9
Processed fuels and lubricants to manufacturing industries.....	ID6	131	5.016	-15.9	1.9	-3.4	-0.5	-4.3	-4.7
Processed fuels and lubricants to nonmanufacturing industries.....	ID6	132	14.814	-23.2	6.0	-1.0	-4.9	-2.3	-7.6
Containers for intermediate demand.....	ID6	14	3.107	1.7	-0.1	-0.3	-0.8	-0.2	0.4
Supplies for intermediate demand.....	ID6	15	23.807	0.7	0.4	-0.2	-0.1	-0.2	-0.3
Supplies to manufacturing industries.....	ID6	151	3.173	0.5	-0.3	0.1	0.0	0.1	-0.2
Supplies to nonmanufacturing industries.....	ID6	152	20.634	0.8	0.5	-0.2	-0.1	-0.2	-0.4
Supplies to nonmanufacturing industries, feeds.....	ID6	1521	2.363	-3.7	-0.5	-2.2	-1.3	-1.6	-2.0
Supplies to nonmanufacturing industries, other than feeds.....	ID6	1522	18.271	1.3	0.6	0.0	0.1	-0.1	-0.2
Unprocessed goods									
Unprocessed goods for intermediate demand.....	ID6	2	100.000	-27.5	-4.7	-4.9	-4.6	1.6	-4.8
Unprocessed foodstuffs and feedstuffs.....	ID6	21	36.058	-13.7	-5.8	-1.0	-0.7	-1.5	-3.0
Unprocessed nonfood materials.....	ID6	22	63.942	-34.2	-4.1	-7.2	-7.1	3.7	-6.0
Unprocessed nonfood materials except fuel.....	ID6	221	45.514	-22.0	0.4	1.8	-4.0	6.8	-6.9
Unprocessed nonfood materials except fuel to manufacturing industries.....	ID6	2211	43.610	-23.2	0.3	1.9	-4.2	7.1	-7.2
Unprocessed nonfood materials except fuel to nonmanufacturing industries.....	ID6	2212	1.904	11.0	3.5	0.9	0.0	0.1	0.0
Unprocessed fuel.....	ID6	222	18.428	-65.8	-14.6	-31.8	-20.0	-11.5	-0.7
Unprocessed fuel to manufacturing industries.....	ID6	2221	0.982	-24.2	-3.6	-9.8	-7.9	0.9	1.2
Unprocessed fuel to nonmanufacturing industries.....	ID6	2222	17.446	-67.9	-15.3	-33.3	-21.0	-12.7	-0.9
Services									
Services for intermediate demand.....	ID6	3	100.000	3.9	1.0	0.2	-0.2	0.7	0.2
Trade services for intermediate demand ⁴	ID6	33	18.127	0.8	0.8	-0.8	0.9	1.6	0.2
Trade services for manufacturing industries.....	ID6	331	8.929	2.3	2.0	-0.9	1.9	1.5	0.0
Trade services for nonmanufacturing industries.....	ID6	332	9.198	-0.6	-0.3	-0.8	-0.1	1.7	0.4
Transportation and warehousing services for intermediate demand.....	ID6	32	14.516	-2.7	0.5	0.0	-0.9	-1.1	-0.9
Transportation of passengers for intermediate demand.....	ID6	321	1.069	1.8	2.3	-1.1	1.3	-2.9	-1.1
Transportation of passengers for manufacturing industries.....	ID6	3211	0.127	1.9	2.3	-1.1	1.3	-2.9	-1.1
Transportation of passengers for nonmanufacturing industries.....	ID6	3212	0.942	1.8	2.3	-1.1	1.3	-2.8	-1.1
Transportation and warehousing of goods for intermediate demand.....	ID6	322	13.447	-3.0	0.4	0.1	-1.1	-1.0	-0.9
Transportation and warehousing of goods for manufacturing industries.....	ID6	3221	2.941	-6.0	-1.0	-0.3	-1.1	-1.7	-1.1
Transportation and warehousing of goods for nonmanufacturing industries.....	ID6	3222	10.506	-2.2	0.7	0.2	-1.1	-0.8	-0.8
Services less trade, transportation, and warehousing for intermediate demand.....	ID6	31	67.357	6.6	1.1	0.5	-0.4	0.9	0.4
Services less trade, transportation, and warehousing for manufacturing industries.....	ID6	311	2.068	4.6	1.2	0.3	0.2	0.5	0.1
Services less trade, transportation, and warehousing for nonmanufacturing industries.....	ID6	312	65.288	6.7	1.1	0.5	-0.4	0.9	0.4
Construction									
Construction for intermediate demand.....	ID6	4	100.000	4.4	0.8	0.2	0.4	0.7	1.7
Special Groupings of Intermediate Demand by Commodity Type									
Processed materials less foods and feeds.....	ID6	9111	90.968	-7.3	1.2	-0.2	-1.1	-0.4	-1.5
Processed foods and feeds.....	ID6	9112	9.032	-4.7	0.2	-2.1	-0.2	-1.1	-1.9
Processed energy goods.....	ID6	9113	19.830	-21.4	4.9	-1.6	-3.9	-2.8	-6.9
Processed materials less energy.....	ID6	9118	80.170	-3.0	0.1	-0.1	-0.3	0.1	-0.2
Processed materials less foods and energy.....	ID6	9115	71.138	-2.8	0.1	0.2	-0.3	0.3	0.0
Intermediate distributive services ⁷	ID6	9116	31.574	-0.9	0.6	-0.4	0.1	0.5	-0.2
Processed goods plus intermediate distributive services.....	ID6	9117	-	-5.4	1.0	-0.4	-0.7	-0.2	-1.1
Unprocessed materials less agricultural products.....	ID6	9211	58.389	-35.1	-4.4	-7.7	-7.1	4.0	-6.1
Unprocessed energy materials ⁸	ID6	9212	43.623	-43.2	-7.0	-10.9	-11.1	5.4	-7.8
Unprocessed materials less energy.....	ID6	9213	56.377	-13.6	-3.0	-0.5	-0.6	-0.4	-3.1
Unprocessed nonfood materials less energy ⁹	ID6	9216	20.319	-13.6	2.1	0.3	-0.6	1.5	-3.3
Intermediate Demand by Production Flow									
Stage 4 Intermediate Demand									
Stage 4 intermediate demand.....	ID5	4	100.000	1.5	1.0	0.0	-0.2	0.4	-0.2
Inputs to stage 4 goods producers.....	ID5	41	30.237	-0.1	0.4	-0.2	0.3	0.1	-0.2
Goods.....	ID5	411	22.423	-1.2	0.1	0.0	-0.3	0.0	-0.2

See footnotes at end of table.

Table 1. Producer price index percentage changes and weights for Final Demand-Intermediate Demand groupings, seasonally adjusted — Continued
 [May 2023]

Grouping	Commodity code		Relative Importance Dec. 2022 ¹	Unadjusted 12-month percent change ² May 2022 to May 2023 ^P	Seasonally adjusted 1-month percent change ²				
	Group code	Item code			Dec. to Jan.	Jan. to Feb. ^P	Feb. to Mar. ^P	Mar. to Apr. ^P	Apr. to May ^P
Foods.....	ID5	4111	3.300	-7.2	-0.1	-1.2	-2.1	-0.3	-2.1
Energy.....	ID5	4112	0.220	-22.8	-6.1	-0.7	6.3	-14.2	-10.5
Goods excluding foods and energy.....	ID5	4113	18.903	0.2	0.2	0.3	-0.1	0.2	0.2
Services.....	ID5	412	7.814	3.0	1.5	-0.7	2.1	0.5	-0.2
Trade services.....	ID5	4123	5.817	3.4	1.7	-1.0	2.9	0.7	-0.2
Transportation and warehousing services.....	ID5	4122	0.515	-4.4	0.1	-0.8	-0.6	-1.5	-1.2
Transportation of passengers.....	ID5	41221	0.077	1.9	2.3	-1.1	1.3	-2.9	-1.1
Transportation and warehousing of goods.....	ID5	41222	0.438	-5.5	-0.3	-0.7	-1.0	-1.2	-1.2
Services less trade, transportation, and warehousing.....	ID5	4121	1.482	4.2	1.0	0.3	0.1	0.5	0.1
Inputs to stage 4 services producers.....	ID5	42	54.970	3.9	1.4	0.0	-0.6	0.5	-0.1
Goods.....	ID5	421	13.984	-0.5	1.8	-0.5	-0.8	-0.7	-0.7
Foods.....	ID5	4211	2.360	-5.2	0.1	-1.6	0.1	-1.4	-1.0
Energy.....	ID5	4212	4.133	-3.5	4.3	-0.7	-2.7	-1.4	-1.7
Goods excluding foods and energy.....	ID5	4213	7.491	2.5	0.7	0.0	0.1	-0.1	-0.1
Services.....	ID5	422	40.934	5.5	1.2	0.2	-0.5	1.0	0.2
Trade services.....	ID5	4223	4.078	3.8	0.6	-1.0	0.6	1.6	0.0
Transportation and warehousing services.....	ID5	4222	3.742	2.4	1.7	0.4	-0.5	-0.8	-1.4
Transportation of passengers.....	ID5	42221	0.490	1.9	2.3	-1.1	1.3	-2.9	-1.1
Transportation and warehousing of goods.....	ID5	42222	3.252	2.5	1.6	0.7	-0.7	-0.4	-1.4
Services less trade, transportation, and warehousing.....	ID5	4221	33.114	6.2	1.3	0.4	-0.6	1.1	0.4
Construction.....	ID5	423	0.052	4.4	0.8	0.2	0.4	0.7	1.7
Inputs to stage 4 construction producers.....	ID5	43	14.792	-3.1	0.7	0.0	-0.2	0.4	-0.9
Goods.....	ID5	431	10.801	-2.9	0.8	0.1	-0.4	0.4	-1.1
Energy.....	ID5	4312	0.855	-29.3	5.9	0.4	-7.7	3.5	-11.8
Goods excluding foods and energy.....	ID5	4313	9.946	0.4	0.3	0.1	0.4	0.1	-0.1
Services.....	ID5	432	3.991	-3.6	0.3	-0.4	0.3	0.5	-0.4
Trade services.....	ID5	4323	1.692	-5.9	1.2	-0.7	1.3	1.4	-0.5
Transportation and warehousing services.....	ID5	4322	0.725	-10.8	-1.5	-0.9	-1.4	-2.4	-1.8
Transportation of passengers.....	ID5	43221	0.015	1.9	2.3	-1.1	1.3	-2.9	-1.1
Transportation and warehousing of goods.....	ID5	43222	0.710	-11.1	-1.6	-0.9	-1.4	-2.4	-1.8
Services less trade, transportation, and warehousing.....	ID5	4321	1.574	4.2	0.3	0.3	0.1	0.7	0.2
Stage 3 Intermediate Demand									
Stage 3 intermediate demand.....	ID5	3	100.000	-6.5	0.2	-0.3	-0.7	-0.1	-1.0
Inputs to stage 3 goods producers.....	ID5	31	45.352	-9.9	-1.4	-0.2	-0.1	-0.3	-0.9
Goods.....	ID5	311	35.807	-11.7	-2.1	-0.2	-0.4	-0.6	-1.1
Foods.....	ID5	3111	11.906	-15.9	-5.4	-1.7	-0.2	-2.2	-3.2
Energy.....	ID5	3112	1.292	-30.4	-0.5	-2.3	2.5	-6.0	-5.7
Goods excluding foods and energy.....	ID5	3113	22.609	-8.1	-0.4	0.7	-0.6	0.6	0.2
Services.....	ID5	312	9.545	-2.1	1.2	-0.4	0.6	0.5	-0.3
Trade services.....	ID5	3123	5.175	-0.2	2.7	-0.5	1.8	1.9	0.1
Transportation and warehousing services.....	ID5	3122	3.002	-8.1	-1.2	-0.7	-1.2	-2.1	-1.5
Transportation of passengers.....	ID5	31221	0.144	1.9	2.3	-1.1	1.3	-2.9	-1.1
Transportation and warehousing of goods.....	ID5	31222	2.858	-8.6	-1.4	-0.7	-1.3	-2.1	-1.5
Services less trade, transportation, and warehousing.....	ID5	3121	1.368	5.2	1.1	0.4	0.2	0.7	0.3
Inputs to stage 3 services producers.....	ID5	32	53.518	-3.0	1.6	-0.3	-1.2	0.0	-1.1
Goods.....	ID5	321	10.628	-23.1	5.0	-2.2	-3.5	-3.1	-6.8
Foods.....	ID5	3211	0.090	2.8	2.4	-1.7	-1.0	-2.7	0.4
Energy.....	ID5	3212	6.619	-33.9	7.8	-3.4	-5.3	-4.9	-10.9
Goods excluding foods and energy.....	ID5	3213	3.919	0.5	0.4	0.1	-0.3	-0.1	-0.5
Services.....	ID5	322	42.317	3.8	0.8	0.2	-0.6	0.8	0.2
Trade services.....	ID5	3223	2.614	3.3	-0.8	0.2	-1.2	2.8	0.2
Transportation and warehousing services.....	ID5	3222	10.018	-1.8	1.2	0.3	-1.1	-0.5	-0.5
Transportation of passengers.....	ID5	32221	0.021	1.4	0.0	0.0	0.2	-0.3	0.0
Transportation and warehousing of goods.....	ID5	32222	9.997	-1.8	1.2	0.3	-1.1	-0.5	-0.5
Services less trade, transportation, and warehousing.....	ID5	3221	29.685	5.8	0.8	0.2	-0.4	1.1	0.5
Construction.....	ID5	323	0.573	4.4	0.8	0.2	0.4	0.7	1.7
Inputs to stage 3 construction producers.....	ID5	33	1.131	-10.0	-0.3	-1.2	-0.1	-0.4	-0.3
Goods.....	ID5	331	0.566	-5.5	-0.4	-0.2	-0.4	-0.2	-0.3
Goods excluding foods and energy.....	ID5	3313	0.566	-5.5	-0.4	-0.2	-0.4	-0.2	-0.3
Services.....	ID5	332	0.565	-12.8	0.0	-2.2	0.2	-0.5	-0.3
Trade services.....	ID5	3323	0.521	-13.7	-0.1	-2.4	0.3	-0.6	-0.4
Transportation and warehousing services.....	ID5	3322	0.015	0.8	0.4	-0.3	-1.0	-0.2	-0.1
Transportation and warehousing of goods.....	ID5	33222	0.015	0.8	0.4	-0.3	-1.0	-0.2	-0.1
Services less trade, transportation, and warehousing.....	ID5	3321	0.029	6.2	2.0	0.0	0.0	0.6	0.3
Stage 2 Intermediate Demand									

See footnotes at end of table.

Table 1. Producer price index percentage changes and weights for Final Demand-Intermediate Demand groupings, seasonally adjusted — Continued
[May 2023]

Grouping	Commodity code		Relative Importance Dec. 2022 ¹	Unadjusted 12-month percent change ² May 2022 to May 2023 ^P	Seasonally adjusted 1-month percent change ²				
	Group code	Item code			Dec. to Jan.	Jan. to Feb. ^P	Feb. to Mar. ^P	Mar. to Apr. ^P	Apr. to May ^P
Stage 2 intermediate demand.....	ID5	2	100.000	-9.8	-0.9	-1.4	-2.5	1.3	-1.4
Inputs to stage 2 goods producers.....	ID5	21	54.274	-21.1	-2.4	-3.7	-4.1	1.9	-3.0
Goods.....	ID5	211	40.812	-27.8	-3.4	-5.1	-5.5	2.2	-4.4
Foods.....	ID5	2111	4.355	-8.2	-2.4	-0.8	-2.9	-0.4	-2.1
Energy.....	ID5	2112	21.042	-44.1	-6.6	-10.3	-11.0	4.7	-8.3
Goods excluding foods and energy.....	ID5	2113	15.415	-7.3	0.5	0.3	-0.1	0.3	-0.9
Services.....	ID5	212	13.197	6.2	0.8	0.3	-0.2	1.2	0.7
Trade services.....	ID5	2123	5.150	5.8	0.3	-1.0	0.2	3.1	1.3
Transportation and warehousing services.....	ID5	2122	4.488	2.1	0.4	0.6	-0.4	-0.8	0.0
Transportation of passengers.....	ID5	21221	0.168	1.8	2.2	-1.1	1.3	-2.8	-1.1
Transportation and warehousing of goods.....	ID5	21222	4.320	2.2	0.4	0.6	-0.5	-0.7	0.0
Services less trade, transportation, and warehousing.....	ID5	2121	3.559	12.6	1.8	2.0	-0.6	1.0	0.6
Construction.....	ID5	213	0.265	4.4	0.8	0.2	0.4	0.7	1.7
Inputs to stage 2 services producers.....	ID5	22	45.725	6.3	1.0	1.3	-0.7	0.6	0.4
Goods.....	ID5	221	5.072	-2.3	0.8	-0.3	-0.6	-0.3	-1.1
Foods.....	ID5	2211	0.055	-11.5	-1.5	-2.3	-2.8	-1.0	-2.0
Energy.....	ID5	2212	0.357	-29.0	7.6	-1.6	-6.8	-2.5	-12.2
Goods excluding foods and energy.....	ID5	2213	4.660	0.2	0.3	-0.1	-0.1	-0.1	-0.2
Services.....	ID5	222	39.767	7.8	1.0	1.5	-0.8	0.7	0.5
Trade services.....	ID5	2223	2.238	6.0	-4.0	-0.7	-3.6	1.0	2.9
Transportation and warehousing services.....	ID5	2222	2.862	-13.8	-0.8	-0.8	-2.2	-1.8	-0.9
Transportation of passengers.....	ID5	22221	0.390	1.9	2.3	-1.1	1.3	-2.9	-1.1
Transportation and warehousing of goods.....	ID5	22222	2.472	-16.0	-1.3	-0.8	-2.8	-1.6	-0.8
Services less trade, transportation, and warehousing.....	ID5	2221	34.667	9.9	1.5	1.8	-0.5	0.9	0.5
Construction.....	ID5	223	0.886	4.4	0.8	0.2	0.4	0.7	1.7
Stage 1 Intermediate Demand									
Stage 1 intermediate demand.....	ID5	1	100.000	-3.6	0.7	-0.4	-0.4	0.0	-0.9
Inputs to stage 1 goods producers.....	ID5	11	33.533	-8.5	0.5	-0.2	-0.7	-0.3	-1.2
Goods.....	ID5	111	24.780	-11.5	0.0	-0.1	-1.2	-0.8	-1.6
Foods.....	ID5	1111	3.351	-13.5	-0.4	-0.9	-4.4	-0.8	-3.1
Energy.....	ID5	1112	3.963	-20.6	1.4	-1.6	-0.7	-7.1	-7.6
Goods excluding foods and energy.....	ID5	1113	17.466	-9.1	-0.2	0.3	-0.7	0.6	-0.1
Services.....	ID5	112	8.752	0.2	2.0	-0.4	0.7	1.3	-0.2
Trade services.....	ID5	1123	5.298	-0.8	2.9	-1.0	1.3	1.9	-0.2
Transportation and warehousing services.....	ID5	1122	0.599	2.0	-0.1	0.7	-1.4	-0.8	0.8
Transportation of passengers.....	ID5	11221	0.103	1.9	2.3	-1.1	1.3	-2.9	-1.1
Transportation and warehousing of goods.....	ID5	11222	0.496	2.0	-0.6	1.1	-2.0	-0.4	1.3
Services less trade, transportation, and warehousing.....	ID5	1121	2.855	2.2	0.7	0.4	0.0	0.4	-0.3
Construction.....	ID5	113	0.001	4.4	0.8	0.2	0.4	0.7	1.7
Inputs to stage 1 services producers.....	ID5	12	53.646	0.6	0.9	-0.4	-0.3	0.2	-0.7
Goods.....	ID5	121	16.434	-6.3	2.0	-0.8	-1.2	-0.6	-2.5
Foods.....	ID5	1211	0.115	-31.7	-2.4	-16.3	6.2	3.0	-26.6
Energy.....	ID5	1212	5.528	-22.1	4.7	-2.1	-3.6	-2.4	-6.9
Goods excluding foods and energy.....	ID5	1213	10.791	4.1	0.7	0.1	0.0	0.3	0.0
Services.....	ID5	122	37.209	4.2	0.5	-0.2	0.0	0.6	0.2
Trade services.....	ID5	1223	3.617	2.7	-0.2	0.1	0.2	1.3	0.1
Transportation and warehousing services.....	ID5	1222	4.373	0.4	1.4	-0.4	-0.2	-1.5	-0.8
Transportation of passengers.....	ID5	12221	1.342	1.9	2.3	-1.1	1.3	-2.9	-1.1
Transportation and warehousing of goods.....	ID5	12222	3.031	-0.3	1.0	-0.1	-0.8	-0.8	-0.6
Services less trade, transportation, and warehousing.....	ID5	1221	29.219	5.0	0.4	-0.2	0.0	0.8	0.3
Construction.....	ID5	123	0.003	4.4	0.8	0.2	0.4	0.7	1.7
Inputs to stage 1 construction producers.....	ID5	13	12.821	-6.3	0.4	-0.8	0.0	-0.5	-1.2
Goods.....	ID5	131	9.208	-2.9	0.7	-0.4	-0.1	-0.4	-1.3
Energy.....	ID5	1312	0.934	-35.7	5.4	-3.8	-3.8	-5.2	-13.0
Goods excluding foods and energy.....	ID5	1313	8.274	2.2	0.2	0.0	0.3	0.1	0.0
Services.....	ID5	132	3.613	-12.5	-0.4	-1.7	0.3	-0.6	-0.9
Trade services.....	ID5	1323	2.667	-11.7	0.4	-2.1	0.9	0.0	-0.7
Transportation and warehousing services.....	ID5	1322	0.854	-12.9	-2.2	-0.8	-1.7	-2.8	-1.9
Transportation and warehousing of goods.....	ID5	13222	0.854	-12.9	-2.2	-0.8	-1.7	-2.8	-1.9
Services less trade, transportation, and warehousing.....	ID5	1321	0.092	8.5	0.6	-0.2	0.5	1.1	0.3
Special Groupings of Intermediate Demand by Production Flow									
Total goods inputs to stage 4 intermediate demand.....	ID5	9411	47.208	-1.4	0.8	-0.1	-0.5	-0.2	-0.6
Total services inputs to stage 4 intermediate demand.....	ID5	9412	52.739	4.2	1.2	0.0	0.0	0.8	0.1
Total construction inputs to stage 4 intermediate demand.....	ID5	9413	0.052	4.4	0.8	0.2	0.4	0.7	1.7
Total foods inputs to stage 4 intermediate demand.....	ID5	9414	5.660	-6.4	0.0	-1.4	-1.2	-0.8	-1.6

See footnotes at end of table.

Table 1. Producer price index percentage changes and weights for Final Demand-Intermediate Demand groupings, seasonally adjusted — Continued
 [May 2023]

Grouping	Commodity code		Relative Importance Dec. 2022 ¹	Unadjusted 12-month percent change ² May 2022 to May 2023 ^p	Seasonally adjusted 1-month percent change ²				
	Group code	Item code			Dec. to Jan.	Jan. to Feb. ^p	Feb. to Mar. ^p	Mar. to Apr. ^p	Apr. to May ^p
Total energy goods inputs to stage 4 intermediate demand.....	ID5	9415	5.208	-10.1	4.1	-0.5	-3.3	-1.1	-3.8
Total goods less foods and energy inputs to stage 4 intermediate demand.	ID5	9416	36.340	0.7	0.3	0.2	0.1	0.1	0.1
Total goods inputs to stage 3 intermediate demand.....	ID5	9311	47.001	-14.4	-0.5	-0.6	-1.1	-1.2	-2.4
Total services inputs to stage 3 intermediate demand.....	ID5	9312	52.427	2.2	0.9	0.1	-0.4	0.8	0.1
Total construction inputs to stage 3 intermediate demand.....	ID5	9313	0.573	4.4	0.8	0.2	0.4	0.7	1.7
Total foods inputs to stage 3 intermediate demand.....	ID5	9314	11.996	-15.8	-5.4	-1.7	-0.2	-2.2	-3.2
Total energy goods inputs to stage 3 intermediate demand.....	ID5	9315	7.911	-33.3	6.4	-3.2	-4.1	-5.1	-10.0
Total goods less foods and energy inputs to stage 3 intermediate demand.	ID5	9316	27.094	-7.0	-0.3	0.6	-0.6	0.4	0.1
Total goods inputs to stage 2 intermediate demand.....	ID5	9211	45.884	-25.4	-2.9	-4.5	-4.9	1.9	-4.0
Total services inputs to stage 2 intermediate demand.....	ID5	9212	52.964	7.4	0.9	1.2	-0.6	0.8	0.6
Total construction inputs to stage 2 intermediate demand.....	ID5	9213	1.151	4.4	0.8	0.2	0.4	0.7	1.7
Total foods inputs to stage 2 intermediate demand.....	ID5	9214	4.410	-8.3	-2.4	-0.8	-2.9	-0.4	-2.1
Total energy goods inputs to stage 2 intermediate demand.....	ID5	9215	21.399	-43.9	-6.4	-10.2	-10.9	4.5	-8.4
Total goods less foods and energy inputs to stage 2 intermediate demand.	ID5	9216	20.075	-5.7	0.4	0.2	-0.1	0.2	-0.8
Total goods inputs to stage 1 intermediate demand.....	ID5	9111	50.422	-8.4	0.8	-0.4	-1.0	-0.7	-1.8
Total services inputs to stage 1 intermediate demand.....	ID5	9112	49.574	1.7	0.7	-0.3	0.2	0.6	0.0
Total construction inputs to stage 1 intermediate demand.....	ID5	9117	0.004	4.4	0.8	0.2	0.4	0.7	1.7
Total foods inputs to stage 1 intermediate demand.....	ID5	9114	3.466	-14.1	-0.4	-1.4	-4.1	-0.7	-3.8
Total energy goods inputs to stage 1 intermediate demand.....	ID5	9115	10.425	-23.1	3.4	-2.1	-2.5	-4.4	-7.7
Total goods less foods and energy inputs to stage 1 intermediate demand.	ID5	9116	36.531	-2.9	0.2	0.2	-0.3	0.4	-0.1

¹ Comprehensive relative importance figures are initially computed after the publication of December indexes and are recalculated after final December indexes are available. Individual items and subtotals may not add exactly to totals because of rounding differences.

² All indexes are subject to revision for 4 months after their originally scheduled publication to incorporate late reports and corrections by survey respondents. In addition, seasonally adjusted indexes are subject to change for up to 5 years due to the recalculation of seasonal factors published each January.

³ PPI defines Total finished as including only the personal consumption and private capital investment portions of final demand.

⁴ Trade indexes measure changes in margins received by wholesalers and retailers.

⁵ The PPI definition of foods does not include food and beverages for immediate consumption. PPI defines food and beverages for immediate consumption as the service of preparing meals, snacks, and beverages to customer order for immediate on-premises and off-premises consumption.

⁶ Distributive services include transportation, warehousing, and trade of goods.

⁷ Includes intermediate trade, transportation, and warehousing services.

⁸ Includes crude petroleum.

⁹ Excludes crude petroleum.

^p Preliminary

"/" Data not available.

Table 2. Producer price index percentage changes for selected commodity groupings by Final Demand-Intermediate Demand category, seasonally adjusted
[May 2023]

Grouping	Commodity code		Unadjusted 12-month percent change ¹	Seasonally adjusted 1-month percent change ¹				
	Group code	Item code		May 2022 to May 2023 ^P	Dec. to Jan.	Jan. to Feb. ^P	Feb. to Mar. ^P	Mar. to Apr. ^P
Final Demand								
Final demand.....	FD	4	1.1	0.4	-0.1	-0.4	0.2	-0.3
Final demand goods.....	FD	41	-2.4	1.3	-0.4	-1.1	0.2	-1.6
Final demand foods.....	FD	411	0.3	-1.3	-2.3	0.3	-0.4	-1.3
Fresh fruits and melons ²	01	11	0.9	5.8	-6.7	-3.2	2.4	-2.5
Fresh and dry vegetables ²	01	13	22.7	-33.5	-13.7	-7.5	35.1	-15.8
Grains.....	01	2	-20.0	-1.6	0.8	-7.4	2.7	-5.4
Eggs for fresh use ²	01	7107	-64.6	-12.7	-41.3	33.2	-35.8	-53.4
Oilseeds.....	01	8301	-12.3	-4.9	0.6	-4.2	0.5	-1.2
Bakery products ²	02	11	8.4	0.4	0.5	0.5	0.1	0.3
Milled rice ²	02	13	17.0	3.3	0.7	0.4	-0.3	-0.8
Pasta products ²	02	1402	8.5	8.9	1.3	0.0	-8.4	0.0
Beef and veal.....	02	2101	11.3	7.5	-1.3	1.4	-3.1	0.7
Pork.....	02	2104	-9.9	-2.2	-2.3	3.2	-6.5	-4.1
Processed young chickens.....	02	2203	-20.5	-3.7	-2.2	2.2	-1.3	-0.6
Processed turkeys ²	02	2206	-21.6	0.0	-2.2	-10.7	-6.8	-8.9
Finfish and shellfish.....	02	23	-2.3	0.2	-0.6	0.9	-1.8	1.6
Dairy products.....	02	3	-8.6	-1.6	-2.0	-1.8	-0.3	-1.0
Processed fruits and vegetables ²	02	4	14.5	1.2	1.0	0.8	0.2	1.3
Confectionery end products ²	02	55	5.4	-0.6	1.6	0.3	0.3	0.4
Soft drinks ²	02	62	16.3	6.4	-0.8	0.0	-1.0	3.2
Roasted coffee ²	02	6301	8.3	-0.3	-0.2	-0.4	0.4	0.2
Shortening and cooking oils ²	02	78	-19.3	-2.1	-2.4	-2.2	-0.8	-2.8
Frozen specialty food ²	02	85	8.7	0.7	0.0	1.0	0.2	1.0
Final demand energy.....	FD	412	-18.1	5.4	-0.8	-6.0	0.8	-6.8
Liquefied petroleum gas ²	05	32	-60.0	2.0	1.4	-11.4	-5.1	-16.1
Residential electric power.....	05	41	8.2	1.5	0.7	-1.0	-0.2	0.8
Residential natural gas.....	05	51	-7.2	11.2	-8.6	-7.3	-5.0	-1.6
Gasoline.....	05	71	-28.5	7.5	2.8	-11.6	8.6	-13.8
Home heating oil and distillates.....	05	7302	-43.4	1.3	-17.7	-4.1	-5.6	-13.4
No. 2 diesel fuel.....	05	7303	-38.3	11.0	-4.6	-6.3	-3.7	-13.7
Final demand goods less foods and energy.....	FD	413	2.6	0.6	0.3	0.2	0.1	0.1
Alcoholic beverages.....	02	61	4.2	0.1	0.1	-0.1	0.1	0.7
Pet food ²	02	9402	14.3	0.2	0.1	5.8	0.0	0.0
Women's, girls', and infants' apparel ²	03	8106	-1.5	0.0	-1.6	0.0	0.0	0.1
Men's and boys' apparel ²	03	8107	8.1	0.1	0.2	0.2	0.0	4.3
Textile housefurnishings ²	03	82	2.8	0.1	0.0	0.2	-0.1	0.0
Footwear.....	04	3	8.5	0.3	0.8	-0.6	0.5	0.0
Industrial chemicals.....	06	1	-13.6	1.0	0.4	-3.3	-0.2	-1.9
Pharmaceutical preparations.....	06	38	2.7	0.8	0.4	0.0	0.2	0.0
Soaps and detergents ²	06	71	13.0	1.1	0.2	0.1	0.0	0.1
Cleaning and polishing products ²	06	72	4.7	0.2	1.3	0.2	0.3	0.0
Cosmetics and other toiletries ²	06	75	6.1	1.1	1.8	0.6	0.2	0.0
Tires ²	07	1201	9.0	3.0	0.0	0.0	0.3	-0.3
Consumer, institutional, and commercial products, n.e.c. ²	07	2B	3.0	0.4	0.2	-0.3	0.2	0.1
Sanitary paper products ²	09	1501	10.2	0.9	0.4	0.0	0.0	0.4
Iron and steel scrap.....	10	12	-20.4	1.3	11.1	5.2	4.1	-8.0
Agricultural machinery and equipment.....	11	1	6.0	0.3	-0.2	0.3	0.2	0.3
Construction machinery and equipment ²	11	2	9.1	3.4	0.3	0.3	0.3	0.1
Metal cutting machine tools ²	11	37	4.1	0.3	1.1	0.1	0.0	0.5
Metal forming machine tools.....	11	38	5.6	-0.2	-0.1	0.1	0.1	1.7
Tools, dies, jigs, fixtures, and industrial molds ²	11	39	4.2	0.8	0.1	0.1	0.2	0.2
Pumps, compressors, and equipment.....	11	41	10.7	1.4	-0.1	0.4	0.0	1.6
Industrial material handling equipment ²	11	44	6.6	1.6	0.6	0.0	0.0	0.4
Electronic computers and computer equipment ²	11	5	-0.1	1.4	0.2	-0.1	-0.8	-1.3
Textile machinery and equipment ²	11	62	-0.1	0.0	0.0	0.0	0.0	0.0
Paper industries machinery ²	11	64	7.6	0.8	0.0	0.3	0.2	0.0
Printing trades machinery and equipment ²	11	65	2.9	0.5	-0.1	0.2	0.9	0.0
Transformers and power regulators ²	11	74	5.8	-0.1	0.2	0.6	0.5	0.3
Communication and related equipment.....	11	76	2.4	0.1	-0.1	0.3	0.1	0.0
Electronic components and accessories.....	11	78	0.1	-0.6	0.1	0.0	-0.5	-1.2
X-ray and electromedical equipment ²	11	7905	3.4	1.2	0.0	0.0	0.0	0.3
Oil field and gas field machinery ²	11	91	7.2	0.8	0.0	0.3	0.1	0.0
Mining machinery and equipment ²	11	92	9.8	0.4	0.0	0.0	4.1	0.0
Office and store machines and equipment ²	11	93	0.0	0.0	0.0	0.0	0.0	0.0

See footnotes at end of table.

Table 2. Producer price index percentage changes for selected commodity groupings by Final Demand-Intermediate Demand category, seasonally adjusted — Continued
 [May 2023]

Grouping	Commodity code		Unadjusted 12-month percent change ¹	Seasonally adjusted 1-month percent change ¹				
	Group code	Item code		May 2022 to May 2023 ^P	Dec. to Jan.	Jan. to Feb. ^P	Feb. to Mar. ^P	Mar. to Apr. ^P
Household furniture ²	12	1	4.2	0.8	0.5	0.1	-0.3	0.0
Commercial furniture ²	12	2	6.7	-0.7	0.6	0.4	-0.2	0.3
Floor coverings ²	12	3	3.7	0.7	0.1	-0.3	0.5	0.0
Household appliances ²	12	4	3.2	0.0	0.3	-0.4	0.2	1.7
Home electronic equipment ²	12	5	3.5	0.3	0.7	0.0	0.0	0.0
Lawn and garden equipment excl. garden tractors ²	12	66	5.9	0.3	0.1	0.0	0.3	0.0
Passenger cars.....	14	1101	-0.6	0.7	0.2	-0.4	-0.8	-0.3
Light motor trucks.....	14	1105	4.4	0.6	-0.1	0.5	-0.4	0.2
Heavy motor trucks ²	14	1106	1.9	0.1	0.6	0.0	0.1	0.2
Motor vehicles parts ²	14	12	2.4	0.4	-0.1	0.3	0.2	0.1
Truck trailers ²	14	14	0.1	-1.3	-0.6	0.0	0.5	-0.2
Travel trailers and campers ²	14	16	2.2	0.0	0.0	0.1	0.0	0.0
Aircraft.....	14	21	4.5	0.3	0.4	0.6	0.5	0.5
Ships ²	14	31	1.4	0.3	-0.4	0.6	0.1	0.8
Railroad equipment ²	14	4	1.8	0.1	0.1	0.8	0.0	0.0
Toys, games, and children's vehicles ²	15	11	2.2	1.1	0.0	0.1	0.0	0.0
Sporting and athletic goods ²	15	12	11.3	0.7	1.3	-0.5	-0.3	0.4
Cigarettes ²	15	21	11.7	1.7	2.1	0.0	0.0	1.8
Mobile homes ²	15	5	-4.3	-1.3	-0.6	-0.3	0.0	0.1
Medical, surgical & personal aid devices.....	15	6	3.1	0.8	0.0	0.3	-0.3	0.6
Jewelry, platinum and karat gold ²	15	9402	4.3	1.7	-2.0	0.9	1.5	1.1
Costume jewelry and novelties ²	15	9404	7.0	4.1	0.9	0.0	1.1	0.0
Final demand services.....	FD	42	2.7	0.0	0.1	-0.1	0.3	0.2
Final demand trade services ³	FD	423	2.9	-0.8	-0.2	-0.6	0.6	1.0
Machinery and equipment parts and supplies wholesaling ²	57	1102	3.5	1.8	-1.5	5.0	-1.9	-1.3
Machinery and vehicle wholesaling ²	57	1103	2.4	-4.7	-0.3	-2.3	1.0	1.2
Professional and commercial equipment wholesaling ²	57	1104	4.5	1.3	1.2	5.0	-2.9	-0.1
Furnishings wholesaling ²	57	2	5.6	0.4	-0.5	1.1	0.9	0.0
Chemicals and allied products wholesaling ²	57	5	3.3	4.0	-3.4	-2.3	2.7	-0.7
Paper and plastics products wholesaling ²	57	6	4.0	-2.4	0.5	0.3	0.7	0.7
Apparel wholesaling ²	57	7	14.8	5.6	4.5	-5.7	7.3	-0.9
Food and alcohol wholesaling ²	57	8	9.9	-0.4	-0.8	0.6	4.1	2.4
Food and alcohol retailing.....	58	1	15.7	-1.0	3.0	1.1	-1.1	1.5
Health, beauty, and optical goods retailing ²	58	2	-0.2	4.1	0.6	-1.0	-0.6	-1.0
Apparel, jewelry, footwear, and accessories retailing.....	58	3	0.4	2.0	-1.7	0.8	-4.2	3.4
Computer hardware, software, and supplies retailing ²	58	4	-20.4	-1.6	-15.1	2.2	0.3	-1.6
TV, video, and photographic equipment and supplies retailing.....	58	5	-7.0	14.1	-12.7	6.8	1.3	-1.2
Automobiles retailing (partial).....	58	6101	-19.9	-6.9	0.4	-0.8	-2.8	5.0
Automotive parts, including tires, retailing ²	58	6102	7.4	1.4	-0.9	-1.9	-3.8	2.1
RVs, trailers, and campers retailing ²	58	8	-43.8	16.0	-4.1	9.1	-5.7	-5.8
Sporting goods, including boats, retailing.....	58	9	-2.9	-2.9	-0.5	-0.4	3.1	-4.0
Lawn, garden, and farm equipment and supplies retailing ²	58	A	18.7	0.6	0.6	12.4	1.5	-2.4
Furniture retailing ²	58	B	-2.6	4.4	5.8	-2.7	1.1	3.2
Flooring and floor coverings retailing ²	58	C	-2.7	1.7	1.7	0.9	-0.1	1.6
Hardware, building materials, and supplies retailing.....	58	D	-23.7	-0.5	-5.0	0.5	-2.6	-0.3
Major household appliances retailing.....	58	E	-2.3	1.0	12.2	-8.4	3.3	-4.1
Fuels and lubricants retailing.....	58	F	8.5	-11.6	-1.0	-12.9	-1.1	11.3
Cleaning supplies and paper products retailing ²	58	G	19.3	2.3	7.9	-0.1	6.0	-1.9
Book retailing ²	58	H	0.2	5.2	-4.3	-0.8	0.0	-0.2
Final demand transportation and warehousing services.....	FD	422	-6.8	-0.5	-0.8	-0.7	-2.4	-1.4
Rail transportation of freight and mail ²	30	11	0.5	1.1	-0.9	-0.2	-0.2	-0.9
Truck transportation of freight ²	30	12	-13.6	-2.2	-0.9	-1.6	-3.0	-2.1
Air transportation of freight ²	30	14	-7.2	1.0	0.7	-2.8	0.3	-0.3
Courier, messenger, and U.S. postal services.....	30	16	5.1	2.2	0.1	-0.4	0.1	0.1
Rail transportation of passengers.....	30	21	1.4	-0.2	0.1	0.1	-0.1	0.1
Airline passenger services.....	30	22	1.9	2.3	-1.1	1.3	-2.9	-1.1
Final demand services less trade, transportation, and warehousing.....	FD	421	3.7	0.5	0.4	0.3	0.4	0.1
Sales of books.....	33	11	7.1	1.5	0.2	0.2	1.1	0.0
Sales and subscriptions of periodicals and newspapers.....	33	12	2.2	-0.7	0.5	-0.5	0.0	0.3
Application software publishing ²	34	2	-0.2	0.7	-0.7	0.5	-0.4	0.7
Advertising space sales in periodicals, newspapers, directories, and mailing lists ²	36	1	3.7	1.1	0.6	0.9	0.0	0.0
Residential wired telecommunication services ²	37	11	7.4	0.0	0.2	0.4	1.3	1.6
Wireless telecommunication services.....	37	2	1.1	0.0	0.2	0.1	0.1	-0.2
Cable and satellite subscriber services.....	37	3	10.7	0.7	-0.5	1.5	0.2	0.1
Internet access services ²	37	4	0.2	0.9	0.3	0.8	-0.2	-0.5

See footnotes at end of table.

Table 2. Producer price index percentage changes for selected commodity groupings by Final Demand-Intermediate Demand category, seasonally adjusted — Continued
 [May 2023]

Grouping	Commodity code		Unadjusted 12-month percent change ¹	Seasonally adjusted 1-month percent change ¹				
	Group code	Item code		May 2022 to May 2023 ^P	Dec. to Jan.	Jan. to Feb. ^P	Feb. to Mar. ^P	Mar. to Apr. ^P
Bundled wired telecommunications access services ²	37	5	8.5	4.2	-0.4	1.3	0.0	-1.4
Consumer loans (partial).....	39	12	4.4	1.8	3.2	-4.7	3.0	-0.4
Deposit services (partial) ²	39	2	19.1	-1.9	-2.1	4.5	0.5	-1.1
Other credit intermediation, incl. trust services (partial) ²	39	3	-3.0	0.1	1.7	0.0	0.2	1.3
Securities brokerage, dealing, investment advice, and related services ² ...	40	1	28.9	0.3	4.5	-0.3	-0.4	3.2
Portfolio management ²	40	2	-6.9	3.7	-0.2	-3.9	4.0	-2.9
Life insurance ²	41	1101	0.1	-0.4	0.0	0.0	0.0	0.0
Disability insurance, including accidental death ²	41	1102	-0.3	0.0	0.0	0.0	0.0	0.0
Health and medical insurance.....	41	1103	2.9	1.1	0.3	0.2	0.2	0.1
Property and casualty insurance ²	41	1104	5.2	1.2	0.2	0.3	0.1	0.1
Annuities ²	41	2	-0.8	-0.1	0.0	0.3	0.2	0.0
Residential property sales and leases, brokerage fees and commissions..	43	21	3.2	-0.1	-0.5	0.5	0.3	1.5
Passenger car rental.....	44	1	-7.3	-2.5	-1.4	-1.0	2.5	-4.2
Legal services.....	45	1	5.9	1.6	1.0	0.3	0.2	-0.2
Tax preparation and planning.....	45	2102	9.4	-0.1	0.6	0.2	0.4	0.6
Architectural and engineering services.....	45	3	3.7	0.0	0.4	0.0	0.7	0.2
Management, scientific, and technical consulting services.....	45	4	1.0	1.1	-1.3	0.2	0.1	0.2
Arrangement of flights (partial).....	47	1	5.8	-1.2	1.0	0.7	0.0	0.0
Arrangement of vehicle rentals and lodging ²	47	2	7.5	3.0	1.3	0.7	1.6	-1.3
Arrangement of cruises and tours ²	47	3	9.1	0.1	-6.6	-1.9	2.3	2.2
Physician care.....	51	1101	0.8	-0.6	0.1	0.1	0.1	0.1
Medical laboratory and diagnostic imaging care ²	51	1102	0.0	0.6	-0.1	0.0	0.0	0.0
Home health and hospice care.....	51	1103	4.2	0.3	0.1	0.4	1.0	0.1
Hospital outpatient care ²	51	1104	2.1	0.8	0.3	0.3	0.7	0.2
Dental care.....	51	1105	3.3	0.0	1.9	0.1	0.0	0.0
Hospital inpatient care.....	51	2101	4.5	0.3	0.2	0.7	0.5	0.3
Nursing home care.....	51	2102	7.0	1.0	0.8	0.5	0.2	0.1
Traveler accommodation services.....	53	11	6.9	-5.4	-3.1	6.2	1.0	-0.5
Food and beverages for immediate consumption services (partial) ²	54	1	2.8	0.9	0.6	0.1	0.4	0.0
Motor vehicle repair and maintenance (partial).....	55	2	5.3	0.9	0.0	1.0	0.4	0.1
Membership dues and admissions and recreation facility use fees (partial) ²	56	1	7.1	2.5	0.8	0.3	0.1	-1.2
Recreational activity instruction fees (partial) ²	56	2	0.3	0.0	0.0	0.0	0.0	0.1
Gaming receipts (partial) ²	56	3	0.5	1.7	0.6	0.4	-1.7	0.2
Mining services ²	60	1	5.1	0.5	0.5	1.1	-0.8	-0.4
Final demand construction.....	FD	43	10.9	1.9	0.0	0.1	-0.3	0.2
New warehouse building construction ²	80	1101	7.6	0.0	-0.3	-0.2	-0.3	0.4
New school building construction ²	80	1102	10.9	1.6	0.0	0.2	-0.4	0.0
New office building construction ²	80	1103	14.5	3.9	0.1	0.2	0.1	0.1
New industrial building construction ²	80	1104	10.4	1.3	0.1	0.2	-1.1	0.0
New health care building construction ²	80	1105	11.9	1.7	0.1	0.1	-0.4	0.0
Intermediate Demand by Commodity Type								
Processed goods for intermediate demand.....	ID6	1	-7.1	1.1	-0.4	-1.0	-0.5	-1.5
Processed foods and feeds.....	ID6	9112	-4.7	0.2	-2.1	-0.2	-1.1	-1.9
Meats.....	02	21	2.6	2.4	-1.0	1.9	-3.2	-0.9
Processed poultry.....	02	22	-24.8	1.2	-3.6	1.0	-1.8	-2.7
Dairy products.....	02	3	-8.6	-1.6	-2.0	-1.8	-0.3	-1.0
Processed fruits and vegetables ²	02	4	14.5	1.2	1.0	0.8	0.2	1.3
Refined sugar and byproducts ²	02	53	11.6	0.5	2.4	0.4	0.1	1.3
Fats and oils ²	02	7	-24.2	0.2	-6.1	-4.4	-5.1	-3.7
Prepared animal feeds.....	02	9	-0.2	-0.8	-1.8	0.1	-1.4	-1.4
Processed materials less foods and feeds.....	ID6	9111	-7.3	1.2	-0.2	-1.1	-0.4	-1.5
Synthetic fibers ²	03	1	3.6	2.0	-0.9	-0.3	0.1	-1.3
Processed yarns and threads ²	03	2	-13.6	-3.0	-0.2	-0.2	-1.0	-1.0
Finished fabrics ²	03	4	1.4	0.0	0.3	0.0	-0.1	-0.2
Liquefied petroleum gas ²	05	32	-60.0	2.0	1.4	-11.4	-5.1	-16.1
Commercial electric power.....	05	42	10.2	2.1	1.7	-2.6	-0.1	1.8
Industrial electric power.....	05	43	7.8	7.0	-3.9	-0.5	-1.7	1.5
Commercial natural gas.....	05	52	-16.1	11.9	-11.0	-9.8	-6.2	-6.4
Industrial natural gas.....	05	53	-19.7	6.8	-10.3	-7.0	-6.2	-6.7
Natural gas to electric utilities.....	05	54	-23.4	7.4	1.6	-6.2	-5.4	-11.3
Gasoline.....	05	71	-28.5	7.5	2.8	-11.6	8.6	-13.8
Jet fuel ²	05	7203	-46.0	14.0	-5.3	-6.1	-13.2	-12.5
No. 2 diesel fuel.....	05	7303	-38.3	11.0	-4.6	-6.3	-3.7	-13.7
Residual fuels ²	05	74	-31.6	-17.4	-5.4	13.2	-1.0	11.3

See footnotes at end of table.

Table 2. Producer price index percentage changes for selected commodity groupings by Final Demand-Intermediate Demand category, seasonally adjusted — Continued
 [May 2023]

Grouping	Commodity code		Unadjusted 12-month percent change ¹	Seasonally adjusted 1-month percent change ¹				
	Group code	Item code		May 2022 to May 2023 ^P	Dec. to Jan.	Jan. to Feb. ^P	Feb. to Mar. ^P	Mar. to Apr. ^P
Finished lubricants ²	05	76	14.1	-0.5	0.3	0.1	-0.9	0.1
Lubricating oil base stocks ²	05	78	-23.7	-21.4	3.3	-3.0	3.7	-12.7
Asphalt.....	05	8102	-27.2	2.9	-2.9	3.3	13.1	9.6
Basic inorganic chemicals ²	06	13	6.0	2.0	-0.2	-0.4	-1.6	-1.2
Basic organic chemicals.....	06	14	-16.7	0.8	0.6	-3.9	0.1	-2.1
Prepared paint ²	06	21	4.5	0.1	0.1	-0.2	0.3	0.2
Paint materials ²	06	22	10.5	-1.7	-2.5	3.2	-0.5	2.0
Medicinal and botanical chemicals ²	06	31	1.8	0.4	-0.4	0.5	0.1	0.0
Biological products, including diagnostics.....	06	37	4.0	1.3	0.7	0.4	0.2	-0.2
Fats and oils, inedible ²	06	4	-23.1	-2.1	-5.4	-2.6	-2.9	-4.2
Nitrogenates.....	06	5201	-45.6	-10.4	-12.1	-9.9	-9.0	-8.0
Phosphates.....	06	5202	-24.4	-0.3	-2.5	-5.0	2.0	-4.7
Other agricultural chemicals ²	06	53	-7.7	-1.9	1.2	0.0	-0.3	-0.4
Plastic resins and materials.....	06	6	-10.4	-1.0	1.4	0.2	2.3	-0.7
Industrial gases ²	06	7903	0.5	3.0	0.0	1.0	-0.8	-1.9
Adhesives and sealants ²	06	7904	9.2	0.2	0.8	0.3	0.7	0.2
Synthetic rubber ²	07	1102	-7.5	-1.9	-0.2	-1.4	1.4	-1.3
Tires ²	07	1201	9.0	3.0	0.0	0.0	0.3	-0.3
Plastic construction products ²	07	21	-1.6	-0.2	-1.1	0.1	-0.2	-0.7
Unsupported plastic film, sheet, other shapes ²	07	22	-1.6	-1.2	-0.2	-1.5	0.1	-0.4
Parts for manufacturing from plastics ²	07	26	0.6	-0.3	-1.7	-0.1	-0.4	-0.6
Plastic packaging products ²	07	2A	-0.3	-2.0	-0.6	-0.2	0.0	0.3
Softwood lumber.....	08	11	-40.4	-9.8	-1.0	-4.0	6.2	-3.1
Hardwood lumber ²	08	12	-17.8	7.6	-1.7	-1.3	-0.7	0.8
Millwork.....	08	2	-5.2	-0.4	0.0	-1.0	-1.1	-0.6
Plywood ²	08	3	-21.4	-1.3	-1.6	-1.0	-0.3	-0.6
Paper ²	09	13	3.7	-0.3	0.7	-0.4	1.2	-1.9
Paperboard ²	09	14	0.0	-0.5	-1.0	-0.9	-1.0	-0.2
Paper boxes and containers ²	09	1503	3.6	0.0	-0.3	-0.8	-0.4	0.7
Building paper and board ²	09	2	-33.9	-6.1	-0.8	0.8	2.1	1.8
Commercial printing ²	09	47	6.7	1.4	0.1	0.4	-0.3	0.0
Foundry and forge shop products ²	10	15	2.2	1.5	0.6	0.1	1.0	-0.2
Steel mill products ²	10	17	-18.9	-2.4	2.3	0.9	3.6	5.2
Primary nonferrous metals ²	10	22	-6.2	3.1	1.5	-5.2	0.9	4.4
Secondary nonferrous metals ²	10	24	-6.4	1.3	0.6	0.3	-0.4	-0.6
Aluminum mill shapes ²	10	2501	-15.2	2.3	1.7	-0.3	-1.4	0.0
Copper and brass mill shapes ²	10	2502	-5.5	2.2	2.0	0.1	-0.9	-2.1
Nonferrous wire and cable ²	10	26	-2.9	2.8	-2.7	-0.8	-0.1	-1.7
Nonferrous foundry shop products.....	10	28	3.4	-0.3	0.8	-0.3	-0.4	-0.1
Metal containers ²	10	3	-1.8	-1.8	-0.3	-0.3	0.2	0.3
Hardware ²	10	4	4.1	0.9	0.1	0.2	0.0	0.0
Plumbing fixtures and brass fittings.....	10	5	2.5	0.3	-0.8	0.4	-0.6	0.8
Heating equipment ²	10	6	5.8	0.3	-0.1	1.1	0.3	-0.4
Fabricated structural metal products.....	10	7	-1.8	0.4	-0.3	0.4	0.0	-0.5
Bolts, nuts, screws, rivets, and washers ²	10	81	7.4	1.0	1.6	0.4	0.5	0.3
Lighting fixtures ²	10	83	4.9	0.3	0.1	1.5	0.0	0.6
Fabricated ferrous wire products ²	10	88	-2.8	-0.3	-0.5	-0.5	-0.1	0.0
Other miscellaneous metal products ²	10	89	3.9	0.2	0.9	-0.3	0.1	0.0
Fluid power equipment.....	11	43	13.7	1.1	0.6	0.4	6.5	-0.1
Mechanical power transmission equipment ²	11	45	8.5	0.9	-0.1	0.0	0.2	0.1
Air conditioning and refrigeration equipment.....	11	48	7.7	-0.2	0.1	1.7	0.0	0.7
Metal valves, except fluid power.....	11	4902	7.6	0.7	-0.1	0.1	-0.1	1.3
Ball and roller bearings ²	11	4905	5.9	0.0	-0.1	2.3	-0.2	0.0
Wiring devices ²	11	71	14.8	8.3	0.5	0.5	0.2	0.0
Motors, generators, motor generator sets ²	11	73	7.6	0.6	1.4	0.0	0.5	0.0
Switchgear, switchboard, and industrial controls equip. ²	11	75	10.7	0.3	0.2	0.2	0.2	0.1
Electronic components and accessories.....	11	78	0.1	-0.6	0.1	0.0	-0.5	-1.2
Internal combustion engines ²	11	94	5.7	4.0	0.0	0.0	0.3	-0.1
Machine shop products ²	11	95	5.8	0.1	0.5	0.1	0.2	0.5
Flat glass ²	13	11	8.0	-0.5	3.5	0.0	0.1	-1.1
Cement.....	13	22	13.6	3.6	1.3	0.7	-1.2	0.6
Concrete products.....	13	3	12.5	1.2	0.4	0.8	-0.1	1.1
Asphalt felts and coatings ²	13	6	3.6	-2.4	-0.2	0.1	1.8	0.8
Paving mixtures and blocks.....	13	94	4.9	-1.0	1.9	1.2	-0.9	-2.0
Motor vehicle parts ²	14	12	2.4	0.4	-0.1	0.3	0.2	0.1
Aircraft engines and engine parts.....	14	23	3.9	0.3	0.4	0.1	0.3	0.2

See footnotes at end of table.

Table 2. Producer price index percentage changes for selected commodity groupings by Final Demand-Intermediate Demand category, seasonally adjusted — Continued
 [May 2023]

Grouping	Commodity code		Unadjusted 12-month percent change ¹	Seasonally adjusted 1-month percent change ¹				
	Group code	Item code		May 2022 to May 2023 ^P	Dec. to Jan.	Jan. to Feb. ^P	Feb. to Mar. ^P	Mar. to Apr. ^P
Aircraft parts and auxiliary equipment, n.e.c.....	14	25	6.0	0.7	1.9	1.0	0.0	0.1
Medical, surgical, and personal aid devices.....	15	6	3.1	0.8	0.0	0.3	-0.3	0.6
Unprocessed goods for intermediate demand.....	ID6	2	-27.5	-4.7	-4.9	-4.6	1.6	-4.8
Unprocessed foodstuffs and feedstuffs.....	ID6	21	-13.7	-5.8	-1.0	-0.7	-1.5	-3.0
Wheat ²	01	21	-31.6	-3.6	5.9	-9.3	4.0	-3.3
Corn.....	01	2202	-17.9	-1.2	-0.2	-7.5	2.4	-6.0
Slaughter cattle.....	01	31	22.3	1.2	-0.6	4.1	8.0	-0.5
Slaughter hogs.....	01	32	-24.9	-14.0	-0.1	-3.3	-8.0	-4.9
Slaughter chickens.....	01	4102	-18.1	-9.4	5.6	1.8	-0.1	-0.4
Slaughter turkeys.....	01	42	16.0	2.3	-2.7	-0.9	-2.4	-2.2
Raw milk.....	01	6	-21.3	-2.9	-5.3	-3.3	-3.8	4.8
Hay and hayseeds ²	01	81	-12.3	-11.0	10.5	-5.0	-15.3	3.4
Oilseeds.....	01	8301	-12.3	-4.9	0.6	-4.2	0.5	-1.2
Raw cane sugar and byproducts ²	02	5201	11.4	3.2	1.3	2.3	-0.2	-2.5
Unprocessed nonfood materials.....	ID6	22	-34.2	-4.1	-7.2	-7.1	3.7	-6.0
Raw cotton ²	01	51	-43.8	2.9	-2.4	-5.1	-0.3	-3.2
Hides and skins.....	04	1	-4.6	-4.7	0.3	4.9	3.0	3.9
Coal.....	05	1	7.4	2.8	0.8	-4.0	4.2	1.6
Natural gas ²	05	31	-75.4	-17.6	-38.7	-25.5	-18.4	-2.0
Crude petroleum ²	05	61	-30.8	-1.2	3.3	-7.1	12.1	-10.2
Logs, bolts, timber, pulpwood, and woodchips ²	08	5	-2.7	-0.5	-0.9	-1.1	-0.7	-0.1
Recyclable paper ²	09	12	-55.0	-3.7	7.4	-0.4	6.4	5.8
Iron ores ²	10	11	-1.5	0.9	1.0	-0.5	-1.3	-11.1
Iron and steel scrap.....	10	12	-20.4	1.3	11.1	5.2	4.1	-8.0
Nonferrous metal ores ²	10	21	-3.2	10.8	-5.0	4.0	0.6	-1.4
Copper base scrap ²	10	2301	-7.1	2.8	0.9	0.2	-0.3	-3.8
Aluminum base scrap.....	10	2302	-25.3	0.0	-1.7	-4.5	-1.4	4.0
Construction sand, gravel, and crushed stone.....	13	21	10.7	3.5	0.9	-0.1	0.0	0.1
Services for intermediate demand.....	ID6	3	3.9	1.0	0.2	-0.2	0.7	0.2
Trade services for intermediate demand ³	ID6	33	0.8	0.8	-0.8	0.9	1.6	0.2
Machinery and equipment parts and supplies wholesaling ²	57	1102	3.5	1.8	-1.5	5.0	-1.9	-1.3
Building materials, paint, and hardware wholesaling.....	57	3	-6.4	-2.5	-2.0	-1.8	0.7	-1.5
Metals, minerals, and ores wholesaling ²	57	4	-5.5	15.0	2.1	10.4	2.1	-0.3
Chemicals and allied products wholesaling ²	57	5	3.3	4.0	-3.4	-2.3	2.7	-0.7
Paper and plastics products wholesaling ²	57	6	4.0	-2.4	0.5	0.3	0.7	0.7
Food wholesaling ²	57	8101	10.1	-0.5	-1.0	0.9	4.6	2.8
Automotive parts, including tires, retailing ²	58	6102	7.4	1.4	-0.9	-1.9	-3.8	2.1
Hardware, building material, and supplies retailing.....	58	D	-23.7	-0.5	-5.0	0.5	-2.6	-0.3
Transportation and warehousing services for intermediate demand.....	ID6	32	-2.7	0.5	0.0	-0.9	-1.1	-0.9
Rail transportation of freight and mail ²	30	11	0.5	1.1	-0.9	-0.2	-0.2	-0.9
Truck transportation of freight ²	30	12	-13.6	-2.2	-0.9	-1.6	-3.0	-2.1
Water transportation of freight ²	30	13	5.0	-2.2	1.3	-2.4	-0.6	2.9
Air transportation of freight ²	30	14	-7.2	1.0	0.7	-2.8	0.3	-0.3
U.S. Postal Service ²	30	1601	10.0	4.0	0.0	0.0	0.0	0.0
Courier and messenger services, except air mail.....	30	1602	4.0	-0.3	0.3	-0.2	0.1	0.7
Air mail and package delivery services, excluding by USPS.....	30	1603	-3.2	3.3	-0.1	-1.4	0.0	-0.7
Pipeline transportation ²	30	17	5.4	0.3	1.2	0.0	-1.1	0.2
Transportation of passengers (partial).....	30	2	1.9	2.3	-1.1	1.3	-2.9	-1.1
Services related to water transportation.....	31	1	3.2	1.0	1.1	-1.1	-0.1	1.2
Arrangement of freight and cargo ²	31	31	-32.9	-5.2	-2.1	-6.4	-4.1	-2.0
Warehousing, storage, and related services ²	32	1	12.0	2.8	2.9	-0.3	0.0	-3.8
Services less trade, transportation, and warehousing for intermediate demand.....	ID6	31	6.6	1.1	0.5	-0.4	0.9	0.4
Network compensation from broadcast TV, cable TV, radio ²	35	-	2.2	0.2	-0.8	1.1	0.0	0.3
Advertising space sales in periodicals and newspapers ²	36	11	2.6	0.4	0.7	1.0	0.0	0.0
Advertising space sales in directories and mail lists ²	36	12	9.7	5.3	0.0	0.0	0.0	0.0
Television advertising time sales.....	36	2	-20.9	-1.9	-7.6	-2.9	2.8	-1.6
Radio advertising time sales.....	36	3	-8.3	-9.8	10.7	-1.6	-1.2	3.9
Internet advertising sales ²	36	6	-	0.5	0.0	0.0	0.0	0.0
Business wired telecommunication services ²	37	12	3.7	-0.1	1.2	0.1	0.7	0.1
Wireless telecommunication services.....	37	2	1.1	0.0	0.2	0.1	0.1	-0.2
Cable and satellite subscriber services.....	37	3	10.7	0.7	-0.5	1.5	0.2	0.1
Bundled wired telecommunication access services ²	37	5	8.5	4.2	-0.4	1.3	0.0	-1.4
Data processing and related services ²	38	1	0.7	0.2	0.4	0.3	-0.1	0.1
Business loans (partial).....	39	11	80.7	8.7	10.8	-5.8	2.8	3.2

See footnotes at end of table.

Table 2. Producer price index percentage changes for selected commodity groupings by Final Demand-Intermediate Demand category, seasonally adjusted — Continued
[May 2023]

Grouping	Commodity code		Unadjusted 12-month percent change ¹	Seasonally adjusted 1-month percent change ¹				
	Group code	Item code		May 2022 to May 2023 ^P	Dec. to Jan.	Jan. to Feb. ^P	Feb. to Mar. ^P	Mar. to Apr. ^P
Deposit services (partial) ²	39	2	19.1	-1.9	-2.1	4.5	0.5	-1.1
Other credit intermediation, incl. trust services (partial) ²	39	3	-3.0	0.1	1.7	0.0	0.2	1.3
Securities brokerage, dealing, investment advice, and related services ²	40	1	28.9	0.3	4.5	-0.3	-0.4	3.2
Portfolio management ²	40	2	-6.9	3.7	-0.2	-3.9	4.0	-2.9
Investment banking ²	40	3	-4.1	0.3	2.1	1.5	-1.1	1.5
Life insurance ²	41	1101	0.1	-0.4	0.0	0.0	0.0	0.0
Health and medical insurance.....	41	1103	2.9	1.1	0.3	0.2	0.2	0.1
Property and casualty insurance ²	41	1104	5.2	1.2	0.2	0.3	0.1	0.1
Annuities ²	41	2	-0.8	-0.1	0.0	0.3	0.2	0.0
Commissions from sales of insurance ²	42	1	1.0	0.7	0.0	0.0	0.0	0.1
Nonresidential real estate rents ²	43	11	1.6	1.7	-4.2	-1.7	2.6	-0.3
Nonresidential property sales and leases ²	43	12	-1.2	-0.6	-1.1	-0.6	-0.8	-0.4
Residential property management fees ²	43	22	1.3	0.7	-0.5	-0.1	0.3	0.7
Passenger car rental.....	44	1	-7.3	-2.5	-1.4	-1.0	2.5	-4.2
Truck, utility trailer, and RV rental and leasing ²	44	2	2.8	-0.7	-0.6	0.7	0.2	-0.4
Construction, mining, and forestry machinery and equipment rental and leasing ²	44	3	8.4	1.4	0.0	0.0	0.8	0.3
Legal services.....	45	1	5.9	1.6	1.0	0.3	0.2	-0.2
Accounting services (partial).....	45	2	7.2	1.2	1.2	1.0	0.7	0.1
Architectural and engineering services.....	45	3	3.7	0.0	0.4	0.0	0.7	0.2
Management, scientific, and technical consulting services.....	45	4	1.0	1.1	-1.3	0.2	0.1	0.2
Advertising and related services (partial) ²	45	5	0.9	0.1	0.2	0.2	0.0	0.0
Permanent placement services ²	46	1	3.7	-0.1	-2.5	1.2	2.4	0.1
Executive search services ²	46	2	0.5	1.1	-0.7	0.7	-1.1	-1.8
Staffing services.....	46	3	1.1	0.0	-0.2	0.6	0.9	0.2
Security guard services ²	48	1	9.4	1.1	0.1	0.3	0.1	2.1
Janitorial services ²	49	1	2.2	0.7	-0.1	0.2	0.5	0.0
Waste collection.....	50	1	12.7	1.3	1.6	1.1	1.1	0.7
Traveler accommodation services.....	53	11	6.9	-5.4	-3.1	6.2	1.0	-0.5
Commercial and industrial machinery and equipment repair and maintenance.....	55	1	8.9	-0.6	-0.4	1.0	1.4	0.4
Aircraft repair and maintenance.....	55	4	4.5	-0.5	1.8	0.7	0.4	0.2
Metal treatment services ²	59	1	5.4	2.5	0.0	0.1	0.7	0.4
Construction for intermediate demand.....	ID6	4	4.4	0.8	0.2	0.4	0.7	1.7
Maintenance and repair of non-residential buildings (partial) ²	80	2	4.4	0.8	0.2	0.4	0.7	1.7
Intermediate Demand by Production Flow								
Stage 4 intermediate demand.....	ID5	4	1.5	1.0	0.0	-0.2	0.4	-0.2
Stage 4 intermediate demand goods.....	ID5	9411	-1.4	0.8	-0.1	-0.5	-0.2	-0.6
Grains.....	01	2	-20.0	-1.6	0.8	-7.4	2.7	-5.4
Meats.....	02	21	2.6	2.4	-1.0	1.9	-3.2	-0.9
Unprocessed and packaged fish.....	02	23	-2.3	0.2	-0.6	0.9	-1.8	1.6
Dairy products.....	02	3	-8.6	-1.6	-2.0	-1.8	-0.3	-1.0
Commercial electric power.....	05	42	10.2	2.1	1.7	-2.6	-0.1	1.8
Industrial electric power.....	05	43	7.8	7.0	-3.9	-0.5	-1.7	1.5
Gasoline.....	05	71	-28.5	7.5	2.8	-11.6	8.6	-13.8
No. 2 diesel fuel.....	05	7303	-38.3	11.0	-4.6	-6.3	-3.7	-13.7
Basic organic chemicals.....	06	14	-16.7	0.8	0.6	-3.9	0.1	-2.1
Prepared paint ²	06	21	4.5	0.1	0.1	-0.2	0.3	0.2
Medicinal and botanical chemicals ²	06	31	1.8	0.4	-0.4	0.5	0.1	0.0
Biological products, including diagnostics.....	06	37	4.0	1.3	0.7	0.4	0.2	-0.2
Pharmaceutical preparations.....	06	38	2.7	0.8	0.4	0.0	0.2	0.0
Plastic construction products ²	07	21	-1.6	-0.2	-1.1	0.1	-0.2	-0.7
Unsupported plastic film, sheet, and other shapes ²	07	22	-1.6	-1.2	-0.2	-1.5	0.1	-0.4
Parts for manufacturing from plastics ²	07	26	0.6	-0.3	-1.7	-0.1	-0.4	-0.6
Plastic packaging products ²	07	2A	-0.3	-2.0	-0.6	-0.2	0.0	0.3
Lumber.....	08	1	-33.8	-3.5	-1.3	-2.9	3.3	-1.6
Millwork.....	08	2	-5.2	-0.4	0.0	-1.0	-1.1	-0.6
Paper boxes and containers ²	09	1503	3.6	0.0	-0.3	-0.8	-0.4	0.7
Commercial printing ²	09	47	6.7	1.4	0.1	0.4	-0.3	0.0
Steel mill products ²	10	17	-18.9	-2.4	2.3	0.9	3.6	5.2
Nonferrous wire and cable ²	10	26	-2.9	2.8	-2.7	-0.8	-0.1	-1.7
Fabricated structural metal products.....	10	7	-1.8	0.4	-0.3	0.4	0.0	-0.5
Other miscellaneous metal products ²	10	89	3.9	0.2	0.9	-0.3	0.1	0.0
Air conditioning and refrigeration equipment.....	11	48	7.7	-0.2	0.1	1.7	0.0	0.7
Wiring devices ²	11	71	14.8	8.3	0.5	0.5	0.2	0.0

See footnotes at end of table.

Table 2. Producer price index percentage changes for selected commodity groupings by Final Demand-Intermediate Demand category, seasonally adjusted — Continued
[May 2023]

Grouping	Commodity code		Unadjusted 12-month percent change ¹	Seasonally adjusted 1-month percent change ¹				
	Group code	Item code		May 2022 to May 2023 ^P	Dec. to Jan.	Jan. to Feb. ^P	Feb. to Mar. ^P	Mar. to Apr. ^P
Electronic components and accessories.....	11	78	0.1	-0.6	0.1	0.0	-0.5	-1.2
Miscellaneous electrical machinery and equipment ²	11	79	3.9	0.7	-0.3	0.0	0.0	0.2
Internal combustion engines ²	11	94	5.7	4.0	0.0	0.0	0.3	-0.1
Machine shop products ²	11	95	5.8	0.1	0.5	0.1	0.2	0.5
Concrete ingredients and related products.....	13	2	11.5	3.5	1.0	0.1	-0.3	0.3
Concrete products.....	13	3	12.5	1.2	0.4	0.8	-0.1	1.1
Prepared asphalt, tar roofing and siding products ²	13	61	3.0	-3.1	-0.3	0.1	2.3	0.8
Paving mixtures and blocks.....	13	94	4.9	-1.0	1.9	1.2	-0.9	-2.0
Motor vehicle parts ²	14	12	2.4	0.4	-0.1	0.3	0.2	0.1
Aircraft engines and engine parts.....	14	23	3.9	0.3	0.4	0.1	0.3	0.2
Aircraft parts and auxiliary equipment, n.e.c.....	14	25	6.0	0.7	1.9	1.0	0.0	0.1
Medical, surgical and personal aid devices.....	15	6	3.1	0.8	0.0	0.3	-0.3	0.6
Stage 4 intermediate demand services.....	ID5	9412	4.2	1.2	0.0	0.0	0.8	0.1
Truck transportation of freight ²	30	12	-13.6	-2.2	-0.9	-1.6	-3.0	-2.1
Courier, messenger, and U.S. postal services.....	30	16	5.1	2.2	0.1	-0.4	0.1	0.1
Airline passenger services.....	30	22	1.9	2.3	-1.1	1.3	-2.9	-1.1
Warehousing, storage, and related services ²	32	1	12.0	2.8	2.9	-0.3	0.0	-3.8
Advertising space sales in periodicals and newspapers ²	36	11	2.6	0.4	0.7	1.0	0.0	0.0
Data processing and related services ²	38	1	0.7	0.2	0.4	0.3	-0.1	0.1
Business loans (partial).....	39	11	80.7	8.7	10.8	-5.8	2.8	3.2
Deposit services (partial) ²	39	2	19.1	-1.9	-2.1	4.5	0.5	-1.1
Securities brokerage, dealing, investment advice, and related services ²	40	1	28.9	0.3	4.5	-0.3	-0.4	3.2
Portfolio management ²	40	2	-6.9	3.7	-0.2	-3.9	4.0	-2.9
Investment banking ²	40	3	-4.1	0.3	2.1	1.5	-1.1	1.5
Insurance.....	41	11	3.5	0.8	0.2	0.2	0.2	0.0
Annuities ²	41	2	-0.8	-0.1	0.0	0.3	0.2	0.0
Nonresidential real estate rents ²	43	11	1.6	1.7	-4.2	-1.7	2.6	-0.3
Nonresidential property sales and leases ²	43	12	-1.2	-0.6	-1.1	-0.6	-0.8	-0.4
Nonresidential property management fees ²	43	13	-1.1	-0.5	-4.4	-1.2	0.4	0.2
Residential property management fees ²	43	22	1.3	0.7	-0.5	-0.1	0.3	0.7
Construction, mining, and forestry machinery and equipment rental and leasing ²	44	3	8.4	1.4	0.0	0.0	0.8	0.3
Legal services.....	45	1	5.9	1.6	1.0	0.3	0.2	-0.2
Advertising agency services ²	45	51	0.9	0.1	0.2	0.2	0.0	0.0
Accounting services (partial).....	45	2	7.2	1.2	1.2	1.0	0.7	0.1
Architectural and engineering services.....	45	3	3.7	0.0	0.4	0.0	0.7	0.2
Management, scientific, and technical consulting services.....	45	4	1.0	1.1	-1.3	0.2	0.1	0.2
Staffing services.....	46	3	1.1	0.0	-0.2	0.6	0.9	0.2
Janitorial services ²	49	1	2.2	0.7	-0.1	0.2	0.5	0.0
Commercial and industrial machinery and equipment repair and maintenance.....	55	1	8.9	-0.6	-0.4	1.0	1.4	0.4
Machinery and equipment parts and supplies wholesaling ²	57	1102	3.5	1.8	-1.5	5.0	-1.9	-1.3
Building materials, paint, and hardware wholesaling.....	57	3	-6.4	-2.5	-2.0	-1.8	0.7	-1.5
Metals, minerals, and ores wholesaling ²	57	4	-5.5	15.0	2.1	10.4	2.1	-0.3
Chemicals and allied products wholesaling ²	57	5	3.3	4.0	-3.4	-2.3	2.7	-0.7
Paper and plastics products wholesaling ²	57	6	4.0	-2.4	0.5	0.3	0.7	0.7
Food and alcohol wholesaling ²	57	8	9.9	-0.4	-0.8	0.6	4.1	2.4
Hardware and building materials and supplies retailing.....	58	D	-23.7	-0.5	-5.0	0.5	-2.6	-0.3
Metal treatment services ²	59	1	5.4	2.5	0.0	0.1	0.7	0.4
Stage 3 intermediate demand.....	ID5	3	-6.5	0.2	-0.3	-0.7	-0.1	-1.0
Stage 3 intermediate demand goods.....	ID5	9311	-14.4	-0.5	-0.6	-1.1	-1.2	-2.4
Slaughter cattle.....	01	31	22.3	1.2	-0.6	4.1	8.0	-0.5
Slaughter hogs.....	01	32	-24.9	-14.0	-0.1	-3.3	-8.0	-4.9
Slaughter poultry.....	01	4	-13.0	-7.1	4.0	1.3	-0.5	-0.7
Raw milk.....	01	6	-21.3	-2.9	-5.3	-3.3	-3.8	4.8
Commercial electric power.....	05	42	10.2	2.1	1.7	-2.6	-0.1	1.8
Industrial electric power.....	05	43	7.8	7.0	-3.9	-0.5	-1.7	1.5
Gasoline.....	05	71	-28.5	7.5	2.8	-11.6	8.6	-13.8
Jet fuel ²	05	7203	-46.0	14.0	-5.3	-6.1	-13.2	-12.5
No. 2 diesel fuel.....	05	7303	-38.3	11.0	-4.6	-6.3	-3.7	-13.7
Finished lubricants ²	05	76	14.1	-0.5	0.3	0.1	-0.9	0.1
Lubricating oil base stocks ²	05	78	-23.7	-21.4	3.3	-3.0	3.7	-12.7
Asphalt.....	05	8102	-27.2	2.9	-2.9	3.3	13.1	9.6
Basic inorganic chemicals ²	06	13	6.0	2.0	-0.2	-0.4	-1.6	-1.2
Basic organic chemicals.....	06	14	-16.7	0.8	0.6	-3.9	0.1	-2.1
Paints and allied products ²	06	2	5.8	-0.3	-0.3	0.5	0.1	0.5

See footnotes at end of table.

Table 2. Producer price index percentage changes for selected commodity groupings by Final Demand-Intermediate Demand category, seasonally adjusted — Continued
 [May 2023]

Grouping	Commodity code		Unadjusted 12-month percent change ¹	Seasonally adjusted 1-month percent change ¹				
	Group code	Item code		May 2022 to May 2023 ^P	Dec. to Jan.	Jan. to Feb. ^P	Feb. to Mar. ^P	Mar. to Apr. ^P
Agricultural chemicals and chemical products.....	06	5	-21.3	-3.0	-3.2	-4.1	-2.8	-2.8
Plastic resins and materials.....	06	6	-10.4	-1.0	1.4	0.2	2.3	-0.7
Synthetic rubber ²	07	1102	-7.5	-1.9	-0.2	-1.4	1.4	-1.3
Unsupported plastic film, sheet, and other shapes ²	07	22	-1.6	-1.2	-0.2	-1.5	0.1	-0.4
Paper ²	09	13	3.7	-0.3	0.7	-0.4	1.2	-1.9
Paperboard ²	09	14	0.0	-0.5	-1.0	-0.9	-1.0	-0.2
Converted paper and paperboard products ²	09	15	5.5	0.2	0.1	-0.5	0.0	0.3
Commercial printing ²	09	47	6.7	1.4	0.1	0.4	-0.3	0.0
Foundry and forge shop products ²	10	15	2.2	1.5	0.6	0.1	1.0	-0.2
Steel mill products ²	10	17	-18.9	-2.4	2.3	0.9	3.6	5.2
Nonferrous mill shapes ²	10	25	-9.5	2.2	1.7	-0.1	-0.9	-0.5
Nonferrous foundry shop products.....	10	28	3.4	-0.3	0.8	-0.3	-0.4	-0.1
Metal containers ²	10	3	-1.8	-1.8	-0.3	-0.3	0.2	0.3
Structural, architectural, and pre-engineered metal products.....	10	74	-4.9	1.0	-0.4	0.5	0.0	-0.6
Bolts, nuts, screws, rivets, and washers ²	10	81	7.4	1.0	1.6	0.4	0.5	0.3
Other miscellaneous metal products ²	10	89	3.9	0.2	0.9	-0.3	0.1	0.0
General purpose machinery and equipment.....	11	4	8.6	0.8	0.3	0.6	0.9	0.6
Electrical machinery and equipment.....	11	7	3.7	0.6	0.0	0.2	0.0	-0.3
Construction sand, gravel, and crushed stone.....	13	21	10.7	3.5	0.9	-0.1	0.0	0.1
Cement.....	13	22	13.6	3.6	1.3	0.7	-1.2	0.6
Motor vehicle parts ²	14	12	2.4	0.4	-0.1	0.3	0.2	0.1
Aircraft and aircraft equipment.....	14	2	4.7	0.4	0.7	0.6	0.4	0.4
Stage 3 intermediate demand services.....	ID5	9312	2.2	0.9	0.1	-0.4	0.8	0.1
Rail transportation of freight and mail ²	30	11	0.5	1.1	-0.9	-0.2	-0.2	-0.9
Courier, messenger, and U.S. postal services.....	30	16	5.1	2.2	0.1	-0.4	0.1	0.1
Arrangement of freight and cargo ²	31	31	-32.9	-5.2	-2.1	-6.4	-4.1	-2.0
Freight forwarding ²	31	3201	-3.3	2.0	-0.1	-0.2	0.5	0.0
Warehousing, storage, and related services ²	32	1	12.0	2.8	2.9	-0.3	0.0	-3.8
Advertising space sales in periodicals, newspapers, directories, and mailing lists ²	36	1	3.7	1.1	0.6	0.9	0.0	0.0
Wired telephone services ²	37	1	4.4	-0.1	0.7	0.2	0.8	0.6
Bundled wired telecommunications access services ²	37	5	8.5	4.2	-0.4	1.3	0.0	-1.4
Data processing and related services ²	38	1	0.7	0.2	0.4	0.3	-0.1	0.1
Business loans (partial).....	39	11	80.7	8.7	10.8	-5.8	2.8	3.2
Deposit services (partial) ²	39	2	19.1	-1.9	-2.1	4.5	0.5	-1.1
Securities brokerage, dealing, investment advice, and related services ²	40	1	28.9	0.3	4.5	-0.3	-0.4	3.2
Insurance.....	41	11	3.5	0.8	0.2	0.2	0.2	0.0
Nonresidential real estate rents ²	43	11	1.6	1.7	-4.2	-1.7	2.6	-0.3
Legal services.....	45	1	5.9	1.6	1.0	0.3	0.2	-0.2
Accounting services (partial).....	45	2	7.2	1.2	1.2	1.0	0.7	0.1
Architectural and engineering services.....	45	3	3.7	0.0	0.4	0.0	0.7	0.2
Management, scientific, and technical consulting services.....	45	4	1.0	1.1	-1.3	0.2	0.1	0.2
Advertising agency services ²	45	51	0.9	0.1	0.2	0.2	0.0	0.0
Staffing services.....	46	3	1.1	0.0	-0.2	0.6	0.9	0.2
Aircraft repair maintenance.....	55	4	4.5	-0.5	1.8	0.7	0.4	0.2
Machinery and equipment parts and supplies wholesaling ²	57	1102	3.5	1.8	-1.5	5.0	-1.9	-1.3
Building materials, paint, and hardware wholesaling.....	57	3	-6.4	-2.5	-2.0	-1.8	0.7	-1.5
Metals, minerals, and ores wholesaling ²	57	4	-5.5	15.0	2.1	10.4	2.1	-0.3
Chemicals and allied products wholesaling ²	57	5	3.3	4.0	-3.4	-2.3	2.7	-0.7
Paper and plastics products wholesaling ²	57	6	4.0	-2.4	0.5	0.3	0.7	0.7
Food wholesaling ²	57	8101	10.1	-0.5	-1.0	0.9	4.6	2.8
Metal treatment services ²	59	1	5.4	2.5	0.0	0.1	0.7	0.4
Stage 2 intermediate demand.....	ID5	2	-9.8	-0.9	-1.4	-2.5	1.3	-1.4
Stage 2 intermediate demand goods.....	ID5	9211	-25.4	-2.9	-4.5	-4.9	1.9	-4.0
Corn.....	01	2202	-17.9	-1.2	-0.2	-7.5	2.4	-6.0
Oilseeds.....	01	83	-12.3	-4.9	0.6	-4.2	0.5	-1.2
Prepared animal feeds.....	02	9	-0.2	-0.8	-1.8	0.1	-1.4	-1.4
Coal.....	05	1	7.4	2.8	0.8	-4.0	4.2	1.6
Natural gas ²	05	31	-75.4	-17.6	-38.7	-25.5	-18.4	-2.0
Liquefied petroleum gas ²	05	32	-60.0	2.0	1.4	-11.4	-5.1	-16.1
Crude petroleum ²	05	61	-30.8	-1.2	3.3	-7.1	12.1	-10.2
No. 2 diesel fuel.....	05	7303	-38.3	11.0	-4.6	-6.3	-3.7	-13.7
Industrial chemicals.....	06	1	-13.6	1.0	0.4	-3.3	-0.2	-1.9
Plastic resins and materials.....	06	6	-10.4	-1.0	1.4	0.2	2.3	-0.7
Plastic products ²	07	2	-0.3	-0.6	-0.5	-0.3	0.1	-0.6
Logs, bolts, timber, pulpwood, and wood chips ²	08	5	-2.7	-0.5	-0.9	-1.1	-0.7	-0.1

See footnotes at end of table.

Table 2. Producer price index percentage changes for selected commodity groupings by Final Demand-Intermediate Demand category, seasonally adjusted — Continued
 [May 2023]

Grouping	Commodity code		Unadjusted 12-month percent change ¹	Seasonally adjusted 1-month percent change ¹				
	Group code	Item code		May 2022 to May 2023 ^P	Dec. to Jan.	Jan. to Feb. ^P	Feb. to Mar. ^P	Mar. to Apr. ^P
Paper ²	09	13	3.7	-0.3	0.7	-0.4	1.2	-1.9
Paperboard, excluding corrugated paperboard ²	09	1411	1.3	-0.4	-1.0	-0.1	-0.7	0.0
Commercial printing ²	09	47	6.7	1.4	0.1	0.4	-0.3	0.0
Iron and steel scrap.....	10	12	-20.4	1.3	11.1	5.2	4.1	-8.0
Steel mill products ²	10	17	-18.9	-2.4	2.3	0.9	3.6	5.2
Nonferrous mill shapes ²	10	25	-9.5	2.2	1.7	-0.1	-0.9	-0.5
Electrical machinery and equipment.....	11	7	3.7	0.6	0.0	0.2	0.0	-0.3
Electronic components and accessories.....	11	78	0.1	-0.6	0.1	0.0	-0.5	-1.2
Stage 2 intermediate demand services.....	ID5	9212	7.4	0.9	1.2	-0.6	0.8	0.6
Rail transportation of freight and mail ²	30	11	0.5	1.1	-0.9	-0.2	-0.2	-0.9
Truck transportation of freight ²	30	12	-13.6	-2.2	-0.9	-1.6	-3.0	-2.1
U.S. Postal Service ²	30	1601	10.0	4.0	0.0	0.0	0.0	0.0
Courier and messenger services, except air.....	30	1602	4.0	-0.3	0.3	-0.2	0.1	0.7
Air mail and package delivery services, excluding by USPS.....	30	1603	-3.2	3.3	-0.1	-1.4	0.0	-0.7
Pipeline transportation ²	30	17	5.4	0.3	1.2	0.0	-1.1	0.2
Airline passenger services.....	30	22	1.9	2.3	-1.1	1.3	-2.9	-1.1
Arrangement of freight and cargo ²	31	31	-32.9	-5.2	-2.1	-6.4	-4.1	-2.0
Television advertising time sales.....	36	21	-20.9	-1.9	-7.6	-2.9	2.8	-1.6
Wireless telecommunication services.....	37	2	1.1	0.0	0.2	0.1	0.1	-0.2
Data processing and related services ²	38	1	0.7	0.2	0.4	0.3	-0.1	0.1
Securities brokerage, dealing, investment advice, and related services ²	40	1	28.9	0.3	4.5	-0.3	-0.4	3.2
Portfolio management ²	40	2	-6.9	3.7	-0.2	-3.9	4.0	-2.9
Investment banking ²	40	31	-4.1	0.3	2.1	1.5	-1.1	1.5
Insurance.....	41	11	3.5	0.8	0.2	0.2	0.2	0.0
Commissions from sales of insurance ²	42	11	1.0	0.7	0.0	0.0	0.0	0.1
Legal services.....	45	1	5.9	1.6	1.0	0.3	0.2	-0.2
Accounting services (partial).....	45	2	7.2	1.2	1.2	1.0	0.7	0.1
Management, scientific, and technical consulting services.....	45	4	1.0	1.1	-1.3	0.2	0.1	0.2
Advertising agency services ²	45	51	0.9	0.1	0.2	0.2	0.0	0.0
Staffing services.....	46	3	1.1	0.0	-0.2	0.6	0.9	0.2
Security guard services ²	48	1	9.4	1.1	0.1	0.3	0.1	2.1
Janitorial services ²	49	1	2.2	0.7	-0.1	0.2	0.5	0.0
Traveler accommodation services.....	53	1	6.9	-5.4	-3.1	6.2	1.0	-0.5
Commercial and industrial machinery and equipment repair and maintenance.....	55	1	8.9	-0.6	-0.4	1.0	1.4	0.4
Hardware and building materials and supplies retailing.....	58	D	-23.7	-0.5	-5.0	0.5	-2.6	-0.3
Stage 1 intermediate demand.....	ID5	1	-3.6	0.7	-0.4	-0.4	0.0	-0.9
Stage 1 intermediate demand goods.....	ID5	9111	-8.4	0.8	-0.4	-1.0	-0.7	-1.8
Prepared animal feeds.....	02	9	-0.2	-0.8	-1.8	0.1	-1.4	-1.4
Commercial electric power.....	05	42	10.2	2.1	1.7	-2.6	-0.1	1.8
Industrial electric power.....	05	43	7.8	7.0	-3.9	-0.5	-1.7	1.5
Commercial natural gas.....	05	52	-16.1	11.9	-11.0	-9.8	-6.2	-6.4
Industrial natural gas.....	05	53	-19.7	6.8	-10.3	-7.0	-6.2	-6.7
Gasoline.....	05	71	-28.5	7.5	2.8	-11.6	8.6	-13.8
No. 2 diesel fuel.....	05	7303	-38.3	11.0	-4.6	-6.3	-3.7	-13.7
Industrial chemicals.....	06	1	-13.6	1.0	0.4	-3.3	-0.2	-1.9
Prepared paint ²	06	21	4.5	0.1	0.1	-0.2	0.3	0.2
Plastic construction products ²	07	21	-1.6	-0.2	-1.1	0.1	-0.2	-0.7
Recyclable paper ²	09	12	-55.0	-3.7	7.4	-0.4	6.4	5.8
Paper ²	09	13	3.7	-0.3	0.7	-0.4	1.2	-1.9
Converted paper and paperboard products ²	09	15	5.5	0.2	0.1	-0.5	0.0	0.3
Iron and steel scrap.....	10	12	-20.4	1.3	11.1	5.2	4.1	-8.0
Steel mill products ²	10	17	-18.9	-2.4	2.3	0.9	3.6	5.2
Primary nonferrous metals ²	10	22	-6.2	3.1	1.5	-5.2	0.9	4.4
Nonferrous scrap.....	10	23	-16.5	-0.2	-3.3	-2.6	-0.4	2.0
Nonferrous wire and cable ²	10	26	-2.9	2.8	-2.7	-0.8	-0.1	-1.7
Fabricated structural metal products.....	10	7	-1.8	0.4	-0.3	0.4	0.0	-0.5
General purpose machinery and equipment.....	11	4	8.6	0.8	0.3	0.6	0.9	0.6
Construction sand, gravel, and crushed stone.....	13	21	10.7	3.5	0.9	-0.1	0.0	0.1
Stage 1 intermediate demand services.....	ID5	9112	1.7	0.7	-0.3	0.2	0.6	0.0
Truck transportation of freight ²	30	12	-13.6	-2.2	-0.9	-1.6	-3.0	-2.1
Airline passenger services.....	30	22	1.9	2.3	-1.1	1.3	-2.9	-1.1
Advertising space sales in periodicals, newspapers, directories, and mailing lists ²	36	1	3.7	1.1	0.6	0.9	0.0	0.0
Business wired telecommunication services ²	37	12	3.7	-0.1	1.2	0.1	0.7	0.1
Wireless telecommunication services.....	37	2	1.1	0.0	0.2	0.1	0.1	-0.2

See footnotes at end of table.

Table 2. Producer price index percentage changes for selected commodity groupings by Final Demand-Intermediate Demand category, seasonally adjusted — Continued
 [May 2023]

Grouping	Commodity code		Unadjusted 12-month percent change ¹	Seasonally adjusted 1-month percent change ¹				
	Group code	Item code		May 2022 to May 2023 ^p	Dec. to Jan.	Jan. to Feb. ^p	Feb. to Mar. ^p	Mar. to Apr. ^p
Bundled wired telecommunications access services ²	37	5	8.5	4.2	-0.4	1.3	0.0	-1.4
Business loans (partial).....	39	11	80.7	8.7	10.8	-5.8	2.8	3.2
Deposit services (partial) ²	39	2	19.1	-1.9	-2.1	4.5	0.5	-1.1
Securities brokerage, dealing, investment advice, and related services ²	40	1	28.9	0.3	4.5	-0.3	-0.4	3.2
Portfolio management ²	40	2	-6.9	3.7	-0.2	-3.9	4.0	-2.9
Investment banking ²	40	3	-4.1	0.3	2.1	1.5	-1.1	1.5
Insurance.....	41	11	3.5	0.8	0.2	0.2	0.2	0.0
Nonresidential real estate rents ²	43	11	1.6	1.7	-4.2	-1.7	2.6	-0.3
Architectural and engineering services.....	45	3	3.7	0.0	0.4	0.0	0.7	0.2
Management consulting services.....	45	41	1.0	1.1	-1.3	0.2	0.1	0.2
Waste collection.....	50	1	12.7	1.3	1.6	1.1	1.1	0.7
Traveler accommodation services.....	53	11	6.9	-5.4	-3.1	6.2	1.0	-0.5
Commercial and industrial machinery and equipment repair and maintenance.....	55	1	8.9	-0.6	-0.4	1.0	1.4	0.4
Machinery and equipment parts and supplies wholesaling ²	57	1102	3.5	1.8	-1.5	5.0	-1.9	-1.3
Building materials, paint, and hardware wholesaling.....	57	3	-6.4	-2.5	-2.0	-1.8	0.7	-1.5
Metals, minerals, and ores wholesaling ²	57	4	-5.5	15.0	2.1	10.4	2.1	-0.3
Chemicals and allied products wholesaling ²	57	5	3.3	4.0	-3.4	-2.3	2.7	-0.7
Paper and plastics products wholesaling ²	57	6	4.0	-2.4	0.5	0.3	0.7	0.7
Hardware and building materials and supplies retailing.....	58	D	-23.7	-0.5	-5.0	0.5	-2.6	-0.3
Mining services ²	60	1	5.1	0.5	0.5	1.1	-0.8	-0.4

¹ All indexes are subject to revision for 4 months after their originally scheduled publication to incorporate late reports and corrections by survey respondents. In addition, seasonally adjusted indexes are subject to change for up to 5 years due to the recalculation of seasonal factors published each January.

² Seasonal tests did not indicate the presence of seasonality. Data shown is not seasonally adjusted.

³ Trade indexes measure changes in margins received by wholesalers and retailers.

p Preliminary

"-" Data not available.

NOTE: The term "(partial)" denotes incomplete coverage of the index category.

Table 3. Producer price indexes for Final Demand-Intermediate Demand groupings, seasonally adjusted
 [May 2023, Index base Nov. 2009=100, unless otherwise indicated]

Grouping	Other index base	Commodity code		Seasonally adjusted index ¹				
		Group code	Item code	Jan. 2023	Feb. 2023 ^p	Mar. 2023 ^p	Apr. 2023 ^p	May 2023 ^p
Final Demand								
Final demand.....		FD	4	141.326	141.253	140.739	141.032	140.584
Final demand goods.....		FD	41	145.005	144.426	142.869	143.096	140.871
Final demand foods.....		FD	411	154.842	151.245	151.638	150.972	148.956
Finished consumer foods ²	00/82	FD	4111	272.399	265.167	267.176	265.809	262.392
Finished consumer foods, crude.....	00/82	FD	411113	349.218	283.175	294.603	300.528	251.532
Finished consumer foods, processed.....	00/82	FD	41112	263.895	262.299	263.402	261.346	262.288
Government purchased foods.....		FD	4112	154.335	152.235	152.744	151.188	150.741
Foods for export.....		FD	4113	159.896	157.894	154.856	155.040	151.973
Final demand energy.....		FD	412	153.549	152.339	143.144	144.274	134.411
Finished consumer energy goods ²	00/82	FD	4121	237.226	237.203	221.519	226.859	211.849
Government purchased energy.....		FD	4122	173.424	167.816	159.667	152.444	140.376
Energy for export.....		FD	4123	149.450	143.830	140.634	133.554	124.177
Final demand goods less foods and energy.....		FD	413	139.699	140.161	140.445	140.639	140.741
Finished goods less foods and energy ²	00/82	FD	4131	244.404	245.250	246.026	246.167	247.004
Finished consumer goods less foods and energy.....	00/82	FD	41311	271.851	273.120	273.815	273.923	274.684
Nondurable consumer goods less foods and energy.....	00/82	FD	413111	350.804	353.149	354.203	354.746	355.890
Durable consumer goods.....	00/82	FD	413112	190.495	190.803	191.161	190.905	191.306
Private capital equipment.....	00/82	FD	41312	209.620	210.057	210.870	211.034	211.901
Private capital equipment for manufacturing industries.....	00/82	FD	413121	223.911	224.606	225.482	225.757	227.400
Private capital equipment for nonmanufacturing industries.....	00/82	FD	413122	205.340	205.701	206.496	206.627	207.265
Government purchased goods, excluding foods and energy.....		FD	4132	136.298	136.533	136.482	136.455	136.276
Government purchased goods excluding foods, energy, and capital equipment.....		FD	41321	146.413	146.656	146.273	146.218	145.763
Government purchased capital equipment.....		FD	41322	121.659	121.882	122.229	122.236	122.390
Goods for export, excluding foods and energy.....		FD	4133	137.115	137.603	137.711	138.169	137.709
Final demand services.....		FD	42	138.439	138.589	138.519	138.867	139.193
Final demand trade services ³		FD	423	151.282	150.990	150.109	150.955	152.502
Trade of finished goods ²		FD	4231	150.036	149.839	148.789	149.435	151.154
Trade of personal consumption goods.....		FD	42311	150.022	149.905	148.516	149.307	151.121
Trade of private capital equipment.....		FD	42312	148.397	147.847	148.308	148.305	149.585
Trade of government purchased goods.....		FD	4232	158.605	158.125	157.472	160.208	160.844
Trade of government purchased goods, excluding capital equipment.....		FD	42321	162.949	162.180	161.973	166.181	166.316
Trade of government purchased capital equipment.....		FD	42322	150.592	150.552	149.237	149.746	151.127
Trade of exports.....		FD	4233	160.204	159.072	159.728	161.735	161.997
Final demand transportation and warehousing services.....		FD	422	155.624	154.422	153.340	149.641	147.477
Transportation of passengers for final demand.....		FD	4221	139.760	138.202	140.030	135.998	134.509
Transportation of private passengers.....		FD	42211	139.753	138.198	140.022	135.998	134.512
Transportation of government passengers.....		FD	42212	139.493	137.952	139.762	135.773	134.301
Transportation of passengers for export.....		FD	42213	139.801	138.228	140.070	136.004	134.502
Transportation and warehousing of goods for final demand.....		FD	4222	160.958	159.903	157.691	154.142	151.726
Transportation and warehousing of finished goods ²		FD	42221	159.565	158.389	156.107	152.328	149.759
Transportation and warehousing of personal consumption goods.....		FD	422211	159.877	158.733	156.487	152.770	150.250
Transportation and warehousing of private capital equipment.....		FD	422212	158.305	157.001	154.575	150.539	147.774
Transportation and warehousing of government purchased goods.....		FD	42222	158.480	157.921	156.023	152.927	150.455
Transportation and warehousing of exports.....		FD	42223	165.891	165.000	162.867	159.733	157.664
Final demand services less trade, transportation, and warehousing.....		FD	421	130.863	131.332	131.694	132.260	132.351
Finished services less trade, transportation, and warehousing ²		FD	4211	131.184	131.569	132.035	132.585	132.640
Finished consumer services less trade, transportation, and warehousing.....		FD	42111	130.480	130.906	131.375	132.023	131.972
Private capital investment services less trade, transportation, and warehousing.....		FD	42112	137.778	137.844	138.294	138.077	138.962
Government purchased services less trade, transportation, and warehousing.....		FD	4212	122.382	122.559	122.514	123.204	123.211
Gov. purchased services less trade, transportation, and warehousing, excl. capital investment.....		FD	42121	122.924	123.066	123.020	123.796	123.780
Government purchased capital investment services less trade, transportation, and warehousing.....		FD	42122	108.726	109.386	109.370	108.825	109.149
Services for export less trade, transportation, and warehousing.....		FD	4213	136.719	138.749	138.057	138.726	139.444
Final demand construction.....		FD	43	176.527	176.569	176.804	176.326	176.602
Construction for private capital investment.....		FD	431	180.849	180.864	181.054	180.541	180.806
Construction for government.....		FD	432	168.440	168.539	168.871	168.467	168.766
Final Demand Special Groupings								
Final demand less exports.....	04/10	FD	49101	138.876	138.780	138.260	138.584	138.187
Final demand less government.....	04/10	FD	49102	139.246	139.220	138.747	139.104	138.737
Final demand less foods, food and nonalcoholic beverages for immediate consumption, and energy ¹	04/10	FD	49103	138.302	138.523	138.512	138.832	139.076
Final demand less foods and energy ⁴	04/10	FD	49104	137.989	138.201	138.214	138.505	138.779
Final demand less foods and food and nonalcoholic beverages for immediate consumption ⁴	04/10	FD	49105	138.874	139.000	138.386	138.758	138.338

See footnotes at end of table.

Table 3. Producer price indexes for Final Demand-Intermediate Demand groupings, seasonally adjusted — Continued
 [May 2023, Index base Nov. 2009=100, unless otherwise indicated]

Grouping	Other index base	Commodity code		Seasonally adjusted index ¹				
		Group code	Item code	Jan. 2023	Feb. 2023 ^P	Mar. 2023 ^P	Apr. 2023 ^P	May 2023 ^P
Final demand less foods ⁴	04/10	FD	49106	138.479	138.602	138.045	138.387	138.033
Final demand less energy.....	04/10	FD	49107	138.691	138.689	138.723	138.960	139.105
Final demand less trade services.....	01/10	FD	49108	137.385	137.361	136.933	137.102	136.223
Final demand less distributive services ⁵	01/10	FD	49109	136.540	136.560	136.208	136.535	135.721
Final demand goods less energy.....	01/10	FD	49111	141.505	141.081	141.386	141.391	141.032
Final demand goods less foods.....	04/10	FD	49112	139.811	139.874	137.945	138.353	136.133
Final demand services less trade services.....	04/10	FD	49113	132.034	132.342	132.566	132.728	132.607
Final demand distributive services ⁵	04/10	FD	49114	149.716	149.312	148.245	148.397	149.303
Final demand goods plus final demand distributive services ⁵	04/10	FD	49115	144.861	144.362	143.031	143.223	142.328
Final demand less foods, energy, and trade services ⁴	08/13	FD	49116	126.816	127.136	127.360	127.503	127.457
Private and government purchased capital equipment.....	08/13	FD	49117	126.384	126.644	127.116	127.202	127.675
Private and government purchased capital investment services.....	08/13	FD	49118	132.119	131.922	132.139	131.835	132.608
Total private and government purchased capital investment.....	08/13	FD	49119	133.151	133.152	133.461	133.283	133.874
Total finished ²	01/10	FD	49201	139.697	139.653	139.168	139.578	139.271
Total finished less foods, food and nonalcoholic beverages for immediate consumption, and energy ^{2, 4}	12/10	FD	49202	137.592	137.773	137.819	138.098	138.495
Total finished less foods and energy ^{2, 4}	01/10	FD	49203	138.419	138.606	138.653	138.935	139.331
Total finished less foods and food and nonalcoholic beverages for immediate consumption ^{2, 4}	12/10	FD	49204	137.604	137.772	137.201	137.670	137.452
Total finished less foods ^{2, 4}	01/10	FD	49205	138.979	139.153	138.580	139.055	138.835
Total finished less energy ²	01/10	FD	49206	139.223	139.176	139.282	139.507	139.776
Finished goods ²	00/82	FD	49207	257.800	256.759	253.408	254.634	250.365
Finished goods less energy ²	00/82	FD	49208	251.098	249.760	250.866	250.600	250.285
Finished goods, excluding foods ^{2, 4}	00/82	FD	49209	253.291	253.882	249.128	251.033	246.551
Finished services ²	01/10	FD	49210	136.877	137.013	136.983	137.322	137.705
Private capital investment services.....	04/10	FD	49211	142.183	141.943	142.234	141.886	142.710
Finished distributive services ^{2, 5}	04/10	FD	49212	148.091	147.781	146.604	146.705	147.873
Finished services less trade services ²	04/10	FD	49213	131.782	132.042	132.390	132.615	132.501
Finished services less distributive services ^{2, 5}	04/10	FD	49214	130.516	130.855	131.348	131.794	131.814
Total private capital investment (goods, services, and construction).....	04/10	FD	49215	141.048	141.022	141.381	141.184	141.844
Finished goods plus finished distributive services ²	04/10	FD	49216	145.816	145.365	143.831	144.233	143.563
Total exports.....	04/10	FD	49301	140.196	140.274	139.859	139.915	139.193
Goods for export.....	00/82	FD	49302	235.593	235.334	234.581	234.567	232.425
Services for export.....	04/10	FD	49303	148.673	149.070	148.676	148.822	148.806
Total government purchases.....	04/10	FD	49401	137.709	137.104	136.220	135.723	134.427
Government purchased goods.....	00/82	FD	49402	240.218	237.728	234.372	231.041	225.742
Government purchased services.....	04/10	FD	49403	130.881	130.871	130.683	131.391	131.336
Total government purchased capital investment (goods, services, construction).....	08/13	FD	49404	131.233	131.414	131.506	131.393	131.744
Government purchases, defense.....	05/15	FD	49405	124.403	123.677	123.114	121.604	120.164
Government purchases, non-defense.....	05/15	FD	49406	132.139	131.608	130.663	130.663	129.554
Personal consumption.....	01/10	FD	49501	139.305	139.257	138.580	139.128	138.600
Personal consumption goods (finished consumer goods).....	00/82	FD	49502	278.314	276.625	271.450	273.141	266.622
Personal consumption goods less energy.....	00/82	FD	49503	272.691	270.239	271.511	270.974	269.907
Personal consumption goods less foods.....	00/82	FD	49504	278.873	279.557	271.358	274.339	266.546
Personal consumption nondurable goods less foods.....	00/82	FD	49508	317.584	318.433	306.412	310.838	299.384
Personal consumption services.....	04/10	FD	49505	135.544	135.738	135.658	136.102	136.415
Personal consumption less trade services.....	04/10	FD	49506	136.047	136.015	135.518	136.005	134.896
Personal consumption less distributive services ⁵	04/10	FD	49507	135.423	135.431	134.995	135.632	134.571
Personal consumption less foods and energy.....	04/14	FD	49510	127.035	127.260	127.227	127.605	127.905
Personal consumption less foods, energy, and trade services ³	04/14	FD	49511	123.589	123.914	124.258	124.530	124.416
Personal consumption less foods, energy, and distributive services ⁵	04/14	FD	49512	123.099	123.486	123.936	124.370	124.351
Personal consumption goods plus personal consumption distributive services ⁵	08/13	FD	49509	134.831	134.321	132.413	132.927	131.965
Intermediate Demand by Commodity Type								
Processed goods								
Processed goods for intermediate demand.....	00/82	ID6	1	264.488	263.471	260.823	259.574	255.622
Materials and components for manufacturing.....	00/82	ID6	11	236.983	237.020	235.888	236.594	236.109
Materials for manufacturing.....		ID6	111	149.277	149.089	147.792	148.289	147.845
Materials for food manufacturing.....	00/82	ID6	1111	260.918	254.712	254.696	251.921	245.821
Materials for nondurable manufacturing.....	00/82	ID6	1112	279.658	278.938	273.834	273.740	269.995
Materials for durable manufacturing.....	00/82	ID6	1113	278.869	281.705	281.457	285.319	290.491
Components for manufacturing.....	00/82	ID6	112	186.393	186.869	187.211	187.657	187.567
Components for nondurable manufacturing.....		ID6	1121	147.368	147.529	147.030	147.306	146.926
Components for durable manufacturing.....		ID6	1122	131.437	131.783	132.059	132.377	132.328
Materials and components for construction.....	00/82	ID6	12	349.391	349.132	350.556	350.880	350.464
Materials for construction.....		ID6	121	165.520	165.644	165.776	165.950	165.899
Components for construction.....		ID6	122	178.161	177.820	179.005	179.153	178.817
Processed fuels and lubricants for intermediate demand.....	00/82	ID6	13	274.432	270.082	259.614	252.322	234.988
Processed fuels and lubricants to manufacturing industries.....	00/82	ID6	131	279.615	270.083	268.647	257.064	244.965

See footnotes at end of table.

Table 3. Producer price indexes for Final Demand-Intermediate Demand groupings, seasonally adjusted — Continued

[May 2023, Index base Nov. 2009=100, unless otherwise indicated]

Grouping	Other index base	Commodity code		Seasonally adjusted index ¹				
		Group code	Item code	Jan. 2023	Feb. 2023 ^P	Mar. 2023 ^P	Apr. 2023 ^P	May 2023 ^P
Processed fuels and lubricants to nonmanufacturing industries.....	00/82	ID6	132	273.115	270.401	257.060	251.119	232.107
Containers for intermediate demand.....	00/82	ID6	14	314.548	313.548	310.933	310.342	311.438
Supplies for intermediate demand.....	00/82	ID6	15	253.558	253.112	252.941	252.462	251.582
Supplies to manufacturing industries.....	00/82	ID6	151	247.301	247.463	247.516	247.651	247.109
Supplies to nonmanufacturing industries.....	00/82	ID6	152	252.517	251.980	251.776	251.205	250.280
Supplies to nonmanufacturing industries, feeds.....	00/82	ID6	1521	254.135	248.542	245.403	241.584	236.831
Supplies to nonmanufacturing industries, other than feeds.....	00/82	ID6	1522	254.339	254.455	254.630	254.477	254.041
Unprocessed goods								
Unprocessed goods for intermediate demand.....	00/82	ID6	2	282.034	268.262	255.845	259.975	247.425
Unprocessed foodstuffs and feedstuffs.....	00/82	ID6	21	241.081	238.617	237.061	233.435	226.361
Unprocessed nonfood materials.....	00/82	ID6	22	299.565	278.141	258.340	267.951	251.953
Unprocessed nonfood materials except fuel.....	00/82	ID6	221	330.164	336.257	322.879	344.852	321.216
Unprocessed nonfood materials except fuel to manufacturing industries.....	00/82	ID6	2211	305.769	311.558	298.566	319.889	296.937
Unprocessed nonfood materials except fuel to nonmanufacturing industries.....	00/82	ID6	2212	342.839	345.782	345.850	346.134	346.186
Unprocessed fuel.....	00/82	ID6	222	227.395	154.971	123.973	109.752	108.959
Unprocessed fuel to manufacturing industries.....	00/82	ID6	2221	263.510	237.722	218.889	220.815	223.413
Unprocessed fuel to nonmanufacturing industries.....	00/82	ID6	2222	231.846	154.728	122.160	106.624	105.617
Services								
Services for intermediate demand.....		ID6	3	144.295	144.601	144.265	145.313	145.557
Trade services for intermediate demand ⁵		ID6	33	170.039	168.622	170.142	172.796	173.139
Trade services for manufacturing industries.....	12/12	ID6	331	156.157	154.816	157.791	160.094	160.107
Trade services for nonmanufacturing industries.....	12/12	ID6	332	150.547	149.329	149.170	151.647	152.239
Transportation and warehousing services for intermediate demand.....		ID6	32	157.878	157.876	156.452	154.707	153.359
Transportation of passengers for intermediate demand.....		ID6	321	139.555	138.015	139.824	135.836	134.365
Transportation of passengers for manufacturing industries.....		ID6	3211	139.775	138.203	140.044	135.981	134.479
Transportation of passengers for nonmanufacturing industries.....		ID6	3212	139.590	138.054	139.859	135.880	134.412
Transportation and warehousing of goods for intermediate demand.....		ID6	322	159.919	160.061	158.332	156.793	155.454
Transportation and warehousing of goods for manufacturing industries.....	12/12	ID6	3221	134.184	133.727	132.257	129.973	128.575
Transportation and warehousing of goods for nonmanufacturing industries.....	12/12	ID6	3222	142.480	142.773	141.239	140.155	139.042
Services less trade, transportation, and warehousing for intermediate demand.....		ID6	31	134.903	135.631	135.102	136.310	136.822
Services less trade, transportation, and warehousing for manufacturing industries.....		ID6	311	126.515	126.904	127.149	127.812	127.997
Services less trade, transportation, and warehousing for nonmanufacturing industries.....		ID6	312	135.170	135.910	135.355	136.581	137.104
Construction								
Construction for intermediate demand.....		ID6	4	142.462	142.751	143.362	144.436	146.922
Intermediate Demand by Commodity Type Special Groupings								
Processed materials less foods and feeds.....	00/82	ID6	9111	265.430	264.851	261.983	260.901	257.036
Processed foods and feeds.....	00/82	ID6	9112	255.542	250.250	249.745	246.876	242.070
Processed energy goods.....	00/82	ID6	9113	275.706	271.336	260.819	253.493	236.079
Processed materials less energy.....	00/82	ID6	9118	258.525	258.355	257.696	257.975	257.420
Processed materials less foods and energy.....	00/82	ID6	9115	258.409	258.901	258.223	258.908	258.902
Intermediate distributive services ⁶	04/10	ID6	9116	163.221	162.500	162.589	163.385	162.994
Processed goods plus intermediate distributive services.....	04/10	ID6	9117	149.019	148.421	147.394	147.114	145.440
Unprocessed materials less agricultural products.....	00/82	ID6	9211	301.737	278.498	258.769	269.064	252.758
Unprocessed energy materials ⁷	00/82	ID6	9212	240.250	213.987	190.329	200.617	184.975
Unprocessed materials less energy.....	00/82	ID6	9213	296.024	294.515	292.694	291.623	282.486
Unprocessed nonfood materials less energy ⁸	00/82	ID6	9216	459.408	460.913	458.313	465.229	449.924
Intermediate Demand by Production Flow								
Stage 4 Intermediate Demand								
Stage 4 intermediate demand.....		ID5	4	147.752	147.713	147.364	147.916	147.583
Inputs to stage 4 goods producers.....		ID5	41	146.370	146.123	146.593	146.735	146.435
Goods.....		ID5	411	140.691	140.734	140.305	140.243	139.940
Foods.....		ID5	4111	157.912	156.004	152.663	152.214	149.039
Energy.....		ID5	4112	168.881	167.732	178.345	152.986	136.964
Goods excluding foods and energy.....		ID5	4113	137.901	138.254	138.170	138.400	138.683
Services.....		ID5	412	165.274	164.059	167.523	168.347	168.055
Trade services.....		ID5	4123	176.411	174.642	179.630	180.824	180.543
Transportation and warehousing services.....		ID5	4122	139.949	138.894	138.046	136.001	134.369
Transportation of passengers.....		ID5	41221	139.800	138.227	140.070	136.004	134.501
Transportation and warehousing of goods.....		ID5	41222	149.245	148.222	146.791	145.006	143.241
Services less trade, transportation, and warehousing.....		ID5	4121	127.758	128.169	128.359	128.959	129.078
Inputs to stage 4 services producers.....		ID5	42	144.370	144.438	143.642	144.389	144.313

See footnotes at end of table.

Table 3. Producer price indexes for Final Demand-Intermediate Demand groupings, seasonally adjusted — Continued
 [May 2023, Index base Nov. 2009=100, unless otherwise indicated]

Grouping	Other index base	Commodity code		Seasonally adjusted index ¹				
		Group code	Item code	Jan. 2023	Feb. 2023 ^P	Mar. 2023 ^P	Apr. 2023 ^P	May 2023 ^P
Goods.....		ID5	421	148.624	147.906	146.769	145.690	144.650
Foods.....		ID5	4211	150.817	148.379	148.583	146.469	145.038
Energy.....		ID5	4212	148.272	147.174	143.170	141.133	138.729
Goods excluding foods and energy.....		ID5	4213	147.272	147.312	147.447	147.255	147.142
Services.....		ID5	422	142.738	143.068	142.384	143.738	143.980
Trade services.....		ID5	4223	159.575	158.052	158.939	161.432	161.427
Transportation and warehousing services.....		ID5	4222	151.790	152.470	151.781	150.641	148.561
Transportation of passengers.....		ID5	42221	139.238	137.681	139.507	135.479	133.992
Transportation and warehousing of goods.....		ID5	42222	154.557	155.619	154.501	153.845	151.657
Services less trade, transportation, and warehousing.....		ID5	4221	138.973	139.461	138.616	140.099	140.608
Construction.....		ID5	423	142.462	142.751	143.362	144.436	146.922
Inputs to stage 4 construction producers.....		ID5	43	162.425	162.410	162.096	162.745	161.266
Goods.....		ID5	431	166.799	166.992	166.347	166.964	165.166
Energy.....		ID5	4312	169.365	170.120	156.959	162.455	143.227
Goods excluding foods and energy.....		ID5	4313	170.362	170.504	171.102	171.243	171.156
Services.....		ID5	432	151.180	150.648	151.157	151.883	151.203
Trade services.....		ID5	4323	169.018	167.814	169.956	172.419	171.493
Transportation and warehousing services.....		ID5	4322	154.276	152.954	150.844	147.184	144.502
Transportation of passengers.....		ID5	43221	145.718	144.082	145.999	141.769	140.205
Transportation and warehousing of goods.....		ID5	43222	155.302	153.980	151.762	148.096	145.373
Services less trade, transportation, and warehousing.....		ID5	4321	129.395	129.742	129.860	130.767	131.075
Stage 3 Intermediate Demand								
Stage 3 intermediate demand.....		ID5	3	149.329	148.923	147.866	147.664	146.152
Inputs to stage 3 goods producers.....		ID5	31	160.316	159.940	159.704	159.149	157.686
Goods.....		ID5	311	156.404	156.126	155.563	154.660	152.981
Foods.....		ID5	3111	178.849	175.729	175.452	171.523	165.981
Energy.....		ID5	3112	152.950	149.409	153.144	143.931	135.796
Goods excluding foods and energy.....		ID5	3113	151.397	152.518	151.566	152.418	152.722
Services.....		ID5	312	164.625	163.897	164.932	165.753	165.220
Trade services.....		ID5	3123	170.540	169.692	172.665	175.899	176.084
Transportation and warehousing services.....		ID5	3122	155.595	154.477	152.667	149.408	147.238
Transportation of passengers.....		ID5	31221	148.845	147.171	149.132	144.805	143.206
Transportation and warehousing of goods.....		ID5	31222	155.749	154.662	152.647	149.451	147.253
Services less trade, transportation, and warehousing.....		ID5	3121	131.472	131.942	132.183	133.070	133.472
Inputs to stage 3 services producers.....		ID5	32	140.157	139.760	138.103	138.163	136.607
Goods.....		ID5	321	140.221	137.190	132.379	128.225	119.448
Foods.....		ID5	3211	165.560	162.682	161.088	156.817	157.507
Energy.....		ID5	3212	148.762	143.682	136.011	129.298	115.210
Goods excluding foods and energy.....		ID5	3213	136.635	136.825	136.409	136.255	135.582
Services.....		ID5	322	140.020	140.309	139.453	140.609	140.902
Trade services.....		ID5	3223	190.038	190.402	188.078	193.406	193.807
Transportation and warehousing services.....		ID5	3222	162.936	163.384	161.603	160.813	159.964
Transportation of passengers.....		ID5	32221	104.459	104.455	104.637	104.374	104.373
Transportation and warehousing of goods.....		ID5	32222	163.440	163.890	162.100	161.306	160.453
Services less trade, transportation, and warehousing.....		ID5	3221	131.216	131.458	130.941	132.385	132.985
Construction.....		ID5	323	142.462	142.751	143.362	144.436	146.922
Inputs to stage 3 construction producers.....		ID5	33	139.955	138.289	138.164	137.678	137.258
Goods.....		ID5	331	135.156	134.933	134.384	134.159	133.797
Goods excluding foods and energy.....		ID5	3313	172.221	171.936	171.237	170.950	170.489
Services.....		ID5	332	164.226	160.617	160.982	160.119	159.573
Trade services.....		ID5	3323	168.815	164.801	165.254	164.241	163.605
Transportation and warehousing services.....		ID5	3322	115.819	115.475	114.368	114.123	113.989
Transportation and warehousing of goods.....		ID5	33222	122.251	121.888	120.720	120.461	120.320
Services less trade, transportation, and warehousing.....		ID5	3321	124.402	124.417	124.438	125.237	125.656
Stage 2 Intermediate Demand								
Stage 2 intermediate demand.....		ID5	2	139.636	137.687	134.240	135.928	134.054
Inputs to stage 2 goods producers.....		ID5	21	132.967	128.041	122.775	125.107	121.341
Goods.....		ID5	211	132.457	125.711	118.758	121.328	115.965
Foods.....		ID5	2111	171.173	169.828	164.917	164.231	160.765
Energy.....		ID5	2112	106.496	95.500	84.975	88.948	81.539
Goods excluding foods and energy.....		ID5	2113	147.020	147.484	147.401	147.890	146.508
Services.....		ID5	212	147.925	148.434	148.112	149.916	150.941
Trade services.....		ID5	2123	165.194	163.559	163.949	169.049	171.331
Transportation and warehousing services.....		ID5	2122	167.761	168.703	168.015	166.685	166.632
Transportation of passengers.....		ID5	21221	140.016	138.514	140.285	136.386	134.951
Transportation and warehousing of goods.....		ID5	21222	169.426	170.488	169.680	168.473	168.486
Services less trade, transportation, and warehousing.....		ID5	2121	133.188	135.816	134.983	136.394	137.211
Construction.....		ID5	213	142.462	142.751	143.362	144.436	146.922

See footnotes at end of table.

Table 3. Producer price indexes for Final Demand-Intermediate Demand groupings, seasonally adjusted — Continued
 [May 2023, Index base Nov. 2009=100, unless otherwise indicated]

Grouping	Other index base	Commodity code		Seasonally adjusted index ¹				
		Group code	Item code	Jan. 2023	Feb. 2023 ^P	Mar. 2023 ^P	Apr. 2023 ^P	May 2023 ^P
Inputs to stage 2 services producers.....		ID5	22	143.055	144.849	143.770	144.604	145.133
Goods.....		ID5	221	147.452	147.050	146.127	145.736	144.194
Foods.....		ID5	2211	128.745	125.845	122.376	121.206	118.746
Energy.....		ID5	2212	183.039	180.143	167.983	163.751	143.752
Goods excluding foods and energy.....		ID5	2213	145.677	145.472	145.320	145.191	144.873
Services.....		ID5	222	142.111	144.204	143.071	144.048	144.786
Trade services.....		ID5	2223	183.820	182.551	175.978	177.731	182.945
Transportation and warehousing services.....		ID5	2222	153.007	151.760	148.367	145.694	144.416
Transportation of passengers.....		ID5	22221	140.205	138.639	140.475	136.426	134.930
Transportation and warehousing of goods.....		ID5	22222	155.964	154.771	150.403	147.972	146.730
Services less trade, transportation, and warehousing.....		ID5	2221	140.205	142.714	141.996	143.213	143.896
Construction.....		ID5	223	142.462	142.751	143.362	144.436	146.922
Stage 1 Intermediate Demand								
Stage 1 intermediate demand.....		ID5	1	146.835	146.285	145.668	145.608	144.283
Inputs to stage 1 goods producers.....		ID5	11	149.369	149.051	147.992	147.610	145.794
Goods.....		ID5	111	149.033	148.827	147.023	145.828	143.461
Foods.....		ID5	1111	170.412	168.924	161.489	160.203	155.291
Energy.....		ID5	1112	143.572	141.333	140.313	130.350	120.458
Goods excluding foods and energy.....		ID5	1113	150.537	151.033	149.951	150.854	150.672
Services.....		ID5	112	154.126	153.480	154.542	156.493	156.221
Trade services.....		ID5	1123	170.092	168.398	170.550	173.874	173.514
Transportation and warehousing services.....		ID5	1122	157.830	158.885	156.669	155.381	156.701
Transportation of passengers.....		ID5	11221	139.773	138.200	140.043	135.978	134.475
Transportation and warehousing of goods.....		ID5	11222	160.506	162.203	159.004	158.421	160.427
Services less trade, transportation, and warehousing.....		ID5	1121	108.469	108.955	108.991	109.417	109.069
Construction.....		ID5	113	142.462	142.751	143.362	144.436	146.922
Inputs to stage 1 services producers.....		ID5	12	144.311	143.771	143.277	143.561	142.626
Goods.....		ID5	121	150.786	149.554	147.805	146.887	143.226
Foods.....		ID5	1211	223.778	187.329	199.008	204.983	150.432
Energy.....		ID5	1212	171.486	167.818	161.810	157.925	146.969
Goods excluding foods and energy.....		ID5	1213	148.784	148.877	148.951	149.336	149.268
Services.....		ID5	122	140.922	140.675	140.711	141.500	141.715
Trade services.....		ID5	1223	169.220	169.316	169.622	171.818	171.976
Transportation and warehousing services.....		ID5	1222	145.186	144.611	144.363	142.241	141.123
Transportation of passengers.....		ID5	12221	139.689	138.118	139.959	135.896	134.395
Transportation and warehousing of goods.....		ID5	12222	163.603	163.492	162.118	160.791	159.755
Services less trade, transportation, and warehousing.....		ID5	1221	135.895	135.664	135.714	136.768	137.176
Construction.....		ID5	123	142.462	142.751	143.362	144.436	146.922
Inputs to stage 1 construction producers.....		ID5	13	163.124	161.818	161.827	161.052	159.171
Goods.....		ID5	131	165.279	164.559	164.399	163.693	161.626
Energy.....		ID5	1312	164.819	158.517	152.442	144.560	125.768
Goods excluding foods and energy.....		ID5	1313	168.028	167.971	168.523	168.671	168.590
Services.....		ID5	132	158.876	156.125	156.547	155.598	154.164
Trade services.....		ID5	1323	165.458	162.037	163.441	163.457	162.355
Transportation and warehousing services.....		ID5	1322	128.570	127.532	125.391	121.839	119.506
Transportation and warehousing of goods.....		ID5	13222	132.989	131.915	129.701	126.026	123.614
Services less trade, transportation, and warehousing.....		ID5	1321	136.040	135.801	136.485	137.923	138.371
Intermediate Demand by Production Flow Special Groupings								
Total goods inputs to stage 4 intermediate demand.....	04/10	ID5	9411	145.229	145.076	144.404	144.178	143.366
Total services inputs to stage 4 intermediate demand.....	04/10	ID5	9412	146.400	146.462	146.416	147.654	147.757
Total construction inputs to stage 4 intermediate demand.....	04/10	ID5	9413	141.282	141.568	142.174	143.239	145.705
Total foods inputs to stage 4 intermediate demand.....	04/10	ID5	9414	151.468	149.380	147.602	146.463	144.090
Total energy goods inputs to stage 4 intermediate demand.....	04/10	ID5	9415	139.778	139.039	134.485	132.987	127.901
Total goods less foods and energy inputs to stage 4 intermediate demand.....	04/10	ID5	9416	146.143	146.379	146.501	146.621	146.733
Total goods inputs to stage 3 intermediate demand.....	04/10	ID5	9311	144.586	143.652	142.082	140.441	137.133
Total services inputs to stage 3 intermediate demand.....	04/10	ID5	9312	143.220	143.304	142.774	143.848	143.997
Total construction inputs to stage 3 intermediate demand.....	04/10	ID5	9313	141.282	141.568	142.174	143.239	145.705
Total foods inputs to stage 3 intermediate demand.....	04/10	ID5	9314	159.084	156.309	156.052	152.552	147.668
Total energy goods inputs to stage 3 intermediate demand.....	04/10	ID5	9315	146.535	141.781	135.950	128.994	116.060
Total goods less foods and energy inputs to stage 3 intermediate demand.....	04/10	ID5	9316	143.108	144.016	143.190	143.833	143.962
Total goods inputs to stage 2 intermediate demand.....	04/10	ID5	9211	127.552	121.762	115.744	117.895	113.171
Total services inputs to stage 2 intermediate demand.....	04/10	ID5	9212	143.957	145.683	144.738	145.914	146.723
Total construction inputs to stage 2 intermediate demand.....	04/10	ID5	9213	141.282	141.568	142.174	143.239	145.705
Total foods inputs to stage 2 intermediate demand.....	04/10	ID5	9214	171.640	170.260	165.339	164.641	161.168
Total energy goods inputs to stage 2 intermediate demand.....	04/10	ID5	9215	105.125	94.449	84.125	87.924	80.530
Total goods less foods and energy inputs to stage 2 intermediate demand.....	04/10	ID5	9216	138.335	138.626	138.532	138.857	137.788
Total goods inputs to stage 1 intermediate demand.....	04/10	ID5	9111	135.376	134.811	133.470	132.564	130.120

See footnotes at end of table.

Table 3. Producer price indexes for Final Demand-Intermediate Demand groupings, seasonally adjusted — Continued

[May 2023, Index base Nov. 2009=100, unless otherwise indicated]

Grouping	Other index base	Commodity code		Seasonally adjusted index ¹				
		Group code	Item code	Jan. 2023	Feb. 2023 ^p	Mar. 2023 ^p	Apr. 2023 ^p	May 2023 ^p
Total services inputs to stage 1 intermediate demand.....	04/10	ID5	9112	143.623	143.147	143.384	144.255	144.279
Total construction inputs to stage 1 intermediate demand.....	04/10	ID5	9117	141.282	141.568	142.174	143.239	145.705
Total foods inputs to stage 1 intermediate demand.....	04/10	ID5	9114	161.499	159.288	152.740	151.699	145.928
Total energy goods inputs to stage 1 intermediate demand.....	04/10	ID5	9115	153.981	150.782	146.946	140.456	129.637
Total goods less foods and energy inputs to stage 1 intermediate demand.....	04/10	ID5	9116	127.337	127.551	127.228	127.716	127.611

¹ All indexes are subject to revision for 4 months after their originally scheduled publication to incorporate late reports and corrections by survey respondents. In addition, seasonally adjusted indexes are subject to change for up to 5 years due to the recalculation of seasonal factors published each January.

² PPI defines Total finished as including only the personal consumption and private capital investment portions of final demand.

³ Trade indexes measure changes in margins received by wholesalers and retailers.

⁴ The PPI definition of foods does not include food and beverages for immediate consumption. PPI defines food and beverages for immediate consumption as the service of preparing meals, snacks, and beverages to customer order for immediate on-premises and off-premises consumption.

⁵ Distributive services include transportation, warehousing, and trade of goods.

⁶ Includes intermediate trade, transportation, and warehousing services.

⁷ Includes crude petroleum.

⁸ Excludes crude petroleum.

p Preliminary

"/" Data not available.

Table 4. Producer price index percentage changes and weights for Final Demand-Intermediate Demand groupings, not seasonally adjusted
[May 2023]

Title	Commodity code		Relative Importance Dec. 2022 ¹	Unadjusted 12-month percent change ² May 2022 to May 2023 ^P	Unadjusted 1-month percent change ²				
	Group code	Item code			Dec. to Jan.	Jan. to Feb. ^P	Feb. to Mar. ^P	Mar. to Apr. ^P	Apr. to May ^P
Final Demand									
Final demand.....	FD	4	100.000	1.1	0.7	0.1	0.0	0.2	-0.3
Final demand goods.....	FD	41	30.653	-2.4	1.6	-0.2	-0.1	0.1	-1.0
Final demand foods.....	FD	411	5.940	0.3	-1.1	-2.2	0.5	0.0	-1.1
Finished consumer goods ³	FD	4111	4.511	1.7	-1.3	-2.7	1.0	-0.1	-1.0
Finished consumer goods, crude.....	FD	41113	0.606	-11.5	-17.4	-18.8	3.7	1.9	-17.5
Finished consumer goods, processed.....	FD	41112	3.905	2.5	1.2	-0.7	0.7	-0.3	0.8
Government purchased foods.....	FD	4112	0.406	0.5	0.0	-1.4	0.8	-0.3	0.4
Foods for export.....	FD	4113	1.023	-6.6	-0.8	-0.2	-1.5	0.7	-2.3
Final demand energy.....	FD	412	5.853	-18.1	6.8	-0.1	-1.7	0.3	-4.0
Finished consumer energy goods ³	FD	4121	4.451	-14.7	7.4	0.8	-1.4	2.0	-3.7
Government purchased energy.....	FD	4122	0.942	-27.6	7.0	-3.1	-3.4	-5.4	-5.3
Energy for export.....	FD	4123	0.460	-31.8	0.3	-3.2	-1.5	-5.2	-5.1
Final demand goods less foods and energy.....	FD	413	18.859	2.6	0.9	0.3	0.2	0.1	0.1
Finished goods less foods and energy ³	FD	4131	10.768	4.9	0.9	0.4	0.2	0.1	0.3
Finished consumer goods less foods and energy.....	FD	41311	5.731	4.7	0.9	0.5	0.2	0.0	0.2
Nondurable consumer goods less foods and energy.....	FD	413111	3.441	5.7	1.2	0.7	0.3	0.1	0.3
Durable consumer goods.....	FD	413112	2.290	3.2	0.4	0.2	0.0	0.0	0.2
Private capital equipment.....	FD	41312	5.037	5.2	0.8	0.2	0.3	0.1	0.4
Private capital equipment for manufacturing industries.....	FD	413121	1.222	6.1	1.1	0.3	0.3	0.2	0.7
Private capital equipment for nonmanufacturing industries.....	FD	413122	3.815	4.9	0.7	0.2	0.2	0.1	0.3
Government purchased goods, excluding foods and energy.....	FD	4132	1.967	1.6	0.8	0.2	-0.1	0.0	-0.1
Government purchased goods excluding foods, energy, and capital equipment.....	FD	41321	1.160	1.1	0.9	0.2	-0.3	-0.1	-0.3
Government purchased capital equipment.....	FD	41322	0.807	2.3	0.6	0.1	0.1	0.0	0.1
Goods for export, excluding foods and energy.....	FD	4133	6.124	-1.0	1.0	0.3	0.3	0.2	-0.3
Final demand services.....	FD	42	66.677	2.7	0.2	0.3	0.1	0.3	0.0
Final demand trade services ⁴	FD	423	19.700	2.9	-0.9	0.2	-0.2	0.8	0.5
Trade of finished goods ³	FD	4231	17.049	2.9	-1.0	0.4	-0.3	0.7	0.6
Trade of personal consumption goods.....	FD	42311	13.855	3.4	-0.5	0.5	-0.5	0.8	0.6
Trade of private capital equipment.....	FD	42312	3.194	0.4	-3.2	-0.3	0.6	0.2	0.7
Trade of government purchased goods.....	FD	4232	0.750	3.3	-1.5	-0.3	-0.4	1.8	0.4
Trade of government purchased goods, excluding capital equipment.....	FD	42321	0.457	4.0	-0.3	-0.5	-0.1	2.7	0.1
Trade of government purchased capital equipment.....	FD	42322	0.293	2.3	-3.5	0.0	-0.9	0.3	0.9
Trade of exports.....	FD	4233	1.901	2.8	-0.3	-0.7	0.4	1.3	0.2
Final demand transportation and warehousing services.....	FD	422	5.213	-6.8	-0.4	-1.0	-0.1	-1.8	-1.9
Transportation of passengers for final demand.....	FD	4221	1.275	1.9	1.7	-2.0	3.7	-0.2	-2.5
Transportation of private passengers.....	FD	42211	0.860	1.9	1.7	-2.0	3.7	-0.2	-2.5
Transportation of government passengers.....	FD	42212	0.103	1.8	1.6	-2.0	3.7	-0.2	-2.5
Transportation of passengers for export.....	FD	42213	0.312	1.9	1.7	-2.0	3.7	-0.2	-2.6
Transportation and warehousing of goods for final demand.....	FD	4222	3.938	-9.6	-1.0	-0.7	-1.4	-2.3	-1.6
Transportation and warehousing of finished goods ³	FD	42221	2.567	-10.4	-1.4	-0.7	-1.4	-2.4	-1.7
Transportation and warehousing of personal consumption goods.....	FD	422211	2.063	-10.1	-1.3	-0.7	-1.4	-2.4	-1.7
Transportation and warehousing of private capital equipment.....	FD	422212	0.504	-11.7	-1.9	-0.8	-1.5	-2.6	-1.8
Transportation and warehousing of government purchased goods.....	FD	42222	0.233	-7.0	-0.9	-0.4	-1.2	-2.0	-1.6
Transportation and warehousing of exports.....	FD	42223	1.138	-8.3	-0.2	-0.6	-1.3	-2.0	-1.4
Final demand services less trade, transportation, and warehousing.....	FD	421	41.763	3.7	0.8	0.5	0.3	0.3	0.0
Finished services less trade, transportation, and warehousing ³	FD	4211	36.505	3.5	0.6	0.5	0.4	0.3	0.0
Finished consumer services less trade, transportation, and warehousing.....	FD	42111	32.158	3.6	0.7	0.6	0.4	0.4	-0.1
Private capital investment services less trade, transportation, and warehousing.....	FD	42112	4.347	3.2	0.6	0.1	0.2	-0.3	0.7
Government purchased services less trade, transportation, and warehousing.....	FD	4212	2.674	2.8	1.2	0.2	0.0	0.5	0.0
Gov. purchased services less trade, transportation, and warehousing, excl. capital investment.....	FD	42121	2.515	2.9	1.2	0.2	0.0	0.5	-0.1
Government purchased capital investment services less trade, transportation, and warehousing.....	FD	42122	0.159	1.1	1.4	0.6	0.0	-0.5	0.3
Services for export less trade, transportation, and warehousing.....	FD	4213	2.584	7.1	2.2	1.3	-0.6	0.5	0.3
Final demand construction.....	FD	43	2.670	10.9	1.9	0.0	0.1	-0.3	0.2
Construction for private capital investment.....	FD	431	1.856	11.6	1.9	0.0	0.1	-0.3	0.1
Construction for government.....	FD	432	0.814	9.7	1.8	0.1	0.2	-0.2	0.2
Special Groupings of Final Demand									
Final demand less exports.....	FD	49101	86.458	1.5	0.7	0.2	0.1	0.3	-0.2
Final demand less government.....	FD	49102	92.111	1.3	0.6	0.2	0.1	0.3	-0.2

See footnotes at end of table.

Table 4. Producer price index percentage changes and weights for Final Demand-Intermediate Demand groupings, not seasonally adjusted — Continued
 [May 2023]

Title	Commodity code		Relative Importance Dec. 2022 ¹	Unadjusted 12-month percent change ² May 2022 to May 2023 ^P	Unadjusted 1-month percent change ²				
	Group code	Item code			Dec. to Jan.	Jan. to Feb. ^P	Feb. to Mar. ^P	Mar. to Apr. ^P	Apr. to May ^P
Final demand less foods, food and nonalcoholic beverages for immediate consumption, and energy ⁵	FD	49103	87.791	2.8	0.4	0.3	0.1	0.3	0.0
Final demand less foods and energy ⁵	FD	49104	88.207	2.8	0.4	0.3	0.1	0.2	0.0
Final demand less foods and food and nonalcoholic beverages for immediate consumption ⁵	FD	49105	93.644	1.0	0.8	0.3	0.0	0.3	-0.3
Final demand less foods ⁵	FD	49106	94.060	1.1	0.8	0.3	0.0	0.2	-0.2
Final demand less energy.....	FD	49107	94.147	2.7	0.3	0.2	0.2	0.2	0.0
Final demand less trade services.....	FD	49108	80.300	0.6	1.1	0.1	0.1	0.1	-0.5
Final demand less distributive services ⁶	FD	49109	76.362	1.1	1.2	0.2	0.2	0.2	-0.4
Final demand goods less energy.....	FD	49111	24.799	2.0	0.4	-0.3	0.3	0.1	-0.2
Final demand goods less foods.....	FD	49112	24.712	-2.9	2.3	0.2	-0.3	0.2	-0.9
Final demand services less trade services.....	FD	49113	46.976	2.5	0.7	0.4	0.3	0.1	-0.2
Final demand distributive services ⁶	FD	49114	23.638	0.9	-1.0	0.1	-0.4	0.3	0.2
Final demand goods plus final demand distributive services ⁶	FD	49115	54.290	-1.1	0.5	-0.1	-0.2	0.2	-0.5
Final demand less foods, energy, and trade services ⁵	FD	49116	68.507	2.8	0.8	0.3	0.2	0.1	-0.1
Private and government purchased capital equipment.....	FD	49117	5.844	4.8	0.8	0.2	0.2	0.1	0.4
Private and government purchased capital investment services.....	FD	49118	8.497	1.2	-1.1	-0.1	0.2	-0.3	0.5
Total private and government purchased capital investment.....	FD	49119	14.341	3.7	0.0	0.0	0.2	-0.1	0.4
Total finished ³	FD	49201	78.567	1.8	0.6	0.2	0.1	0.3	-0.2
Total finished less foods, food and nonalcoholic beverages for immediate consumption, and energy ^{3,5}	FD	49202	69.193	3.2	0.2	0.4	0.2	0.2	0.1
Total finished less foods and energy ^{3,5}	FD	49203	69.605	3.2	0.3	0.4	0.2	0.2	0.1
Total finished less foods and food and nonalcoholic beverages for immediate consumption ^{3,5}	FD	49204	73.644	1.8	0.7	0.4	0.1	0.3	-0.1
Total finished less foods ^{3,5}	FD	49205	74.056	1.8	0.7	0.4	0.1	0.3	-0.1
Total finished less energy ³	FD	49206	74.116	3.2	0.2	0.2	0.2	0.2	0.0
Finished goods ³	FD	49207	19.730	-0.9	1.8	-0.2	0.0	0.5	-0.9
Finished goods less energy ³	FD	49208	15.279	4.0	0.2	-0.5	0.4	0.0	-0.1
Finished goods, excluding foods ^{3,5}	FD	49209	15.219	-1.5	2.8	0.5	-0.3	0.7	-0.9
Finished services ³	FD	49210	56.981	2.7	0.1	0.4	0.2	0.3	0.1
Private capital investment services.....	FD	49211	8.045	1.2	-1.1	-0.1	0.2	-0.3	0.5
Finished distributive services ^{3,6}	FD	49212	19.616	1.2	-1.0	0.2	-0.4	0.3	0.3
Finished services less trade services ³	FD	49213	39.932	2.6	0.5	0.4	0.3	0.1	-0.1
Finished services less distributive services ^{3,6}	FD	49214	37.365	3.5	0.7	0.4	0.5	0.3	0.0
Total private capital investment (goods, services, and construction).....	FD	49215	14.938	3.6	-0.1	0.0	0.2	-0.1	0.4
Finished goods plus finished distributive services ^{3,6}	FD	49216	39.346	0.0	0.4	0.0	-0.2	0.4	-0.3
Total exports.....	FD	49301	13.542	-1.2	0.8	0.1	-0.1	0.1	-0.6
Goods for export.....	FD	49302	7.607	-3.8	0.7	0.1	0.0	-0.1	-0.8
Services for export.....	FD	49303	5.935	2.5	0.9	0.1	-0.2	0.3	-0.2
Total government purchases.....	FD	49401	7.889	-1.8	1.5	-0.4	-0.4	-0.4	-0.6
Government purchased goods.....	FD	49402	3.315	-7.7	2.4	-1.0	-1.0	-1.6	-1.5
Government purchased services.....	FD	49403	3.760	2.3	0.5	0.0	0.0	0.5	-0.1
Total government purchased capital investment (goods, services, construction).....	FD	49404	2.073	4.8	0.6	0.1	0.0	-0.1	0.3
Government purchases, defense.....	FD	49405	2.344	-4.6	1.5	-0.5	-0.4	-1.1	-1.0
Government purchases, non-defense.....	FD	49406	5.545	-0.7	1.5	-0.4	-0.4	-0.1	-0.5
Personal consumption.....	FD	49501	63.629	1.4	0.7	0.3	0.1	0.4	-0.3
Personal consumption goods (finished consumer goods).....	FD	49502	14.693	-3.0	2.2	-0.4	-0.1	0.6	-1.4
Personal consumption goods less energy.....	FD	49503	10.242	3.4	-0.1	-0.9	0.5	0.0	-0.3
Personal consumption goods less foods.....	FD	49504	10.182	-4.6	3.7	0.6	-0.5	0.9	-1.6
Personal consumption nondurable goods less foods.....	FD	49508	7.892	-6.4	4.7	0.8	-0.7	1.2	-2.0
Personal consumption services.....	FD	49505	48.936	3.0	0.3	0.4	0.1	0.4	0.0
Personal consumption less trade services.....	FD	49506	49.774	0.8	1.0	0.2	0.2	0.3	-0.6
Personal consumption less distributive services ⁶	FD	49507	47.711	1.3	1.2	0.2	0.3	0.4	-0.5
Personal consumption less foods and energy.....	FD	49510	54.667	3.2	0.3	0.4	0.2	0.3	0.0
Personal consumption less foods, energy, and trade services ⁴	FD	49511	40.812	3.0	0.6	0.4	0.4	0.2	-0.2
Personal consumption less foods, energy, and distributive services ⁶	FD	49512	38.749	3.8	0.7	0.5	0.5	0.3	-0.1
Personal consumption goods plus personal consumption distributive services ⁶	FD	49509	30.611	-0.7	0.8	0.0	-0.4	0.5	-0.5
Intermediate Demand by Commodity Type									
Processed goods									
Processed goods for intermediate demand.....	ID6	1	100.000	-7.1	1.2	-0.3	-0.5	-0.6	-0.8
Materials and components for manufacturing.....	ID6	11	42.908	-5.9	0.2	0.1	-0.3	0.4	-0.1
Materials for manufacturing.....	ID6	111	26.996	-10.4	-0.1	0.0	-0.6	0.5	-0.1
Materials for food manufacturing.....	ID6	1111	4.432	-6.9	0.3	-2.5	0.3	-0.5	-1.9
Materials for nondurable manufacturing.....	ID6	1112	12.302	-10.2	0.1	-0.1	-1.5	0.1	-1.2
Materials for durable manufacturing.....	ID6	1113	10.262	-11.5	-0.5	1.3	0.1	1.4	2.0
Components for manufacturing.....	ID6	112	15.912	3.1	0.7	0.3	0.2	0.3	0.0

See footnotes at end of table.

Table 4. Producer price index percentage changes and weights for Final Demand-Intermediate Demand groupings, not seasonally adjusted — Continued
[May 2023]

Title	Commodity code		Relative Importance Dec. 2022 ¹	Unadjusted 12-month percent change ² May 2022 to May 2023 ^P	Unadjusted 1-month percent change ²				
	Group code	Item code			Dec. to Jan.	Jan. to Feb. ^P	Feb. to Mar. ^P	Mar. to Apr. ^P	Apr. to May ^P
Components for nondurable manufacturing.....	ID6	1121	0.793	1.4	-0.4	0.1	-0.3	0.2	-0.3
Components for durable manufacturing.....	ID6	1122	15.119	3.2	0.7	0.3	0.2	0.3	0.0
Materials and components for construction.....	ID6	12	10.348	-0.2	0.6	0.0	0.5	0.0	-0.1
Materials for construction.....	ID6	121	4.574	-3.0	0.6	0.2	0.1	-0.3	0.0
Components for construction.....	ID6	122	5.774	1.9	0.7	-0.1	0.8	0.3	-0.2
Processed fuels and lubricants for intermediate demand.....	ID6	13	19.830	-21.4	4.7	-1.4	-2.2	-3.8	-3.8
Processed fuels and lubricants to manufacturing industries.....	ID6	131	5.016	-15.9	2.1	-2.3	-1.1	-5.2	-3.0
Processed fuels and lubricants to nonmanufacturing industries.....	ID6	132	14.814	-23.2	5.5	-1.1	-2.5	-3.3	-4.1
Containers for intermediate demand.....	ID6	14	3.107	1.7	-0.1	-0.3	-0.8	-0.2	0.3
Supplies for intermediate demand.....	ID6	15	23.807	0.7	0.5	0.0	0.1	-0.1	-0.2
Supplies to manufacturing industries.....	ID6	151	3.173	0.5	-0.2	0.1	0.0	0.1	-0.2
Supplies to nonmanufacturing industries.....	ID6	152	20.634	0.8	0.7	0.0	0.1	-0.1	-0.2
Supplies to nonmanufacturing industries, feeds.....	ID6	1521	2.363	-3.7	0.3	-0.5	-0.2	-1.6	-1.1
Supplies to nonmanufacturing industries, other than feeds.....	ID6	1522	18.271	1.3	0.7	0.0	0.2	0.1	-0.1
Unprocessed goods									
Unprocessed goods for intermediate demand.....	ID6	2	100.000	-27.5	-3.9	-4.4	-4.0	2.2	-4.6
Unprocessed foodstuffs and feedstuffs.....	ID6	21	36.058	-13.7	-4.6	0.0	0.4	0.4	-2.7
Unprocessed nonfood materials.....	ID6	22	63.942	-34.2	-3.5	-7.0	-6.7	3.4	-5.9
Unprocessed nonfood materials except fuel.....	ID6	221	45.514	-22.0	1.3	2.0	-3.5	6.4	-6.7
Unprocessed nonfood materials except fuel to manufacturing industries.....	ID6	2211	43.610	-23.2	1.1	2.1	-3.7	6.7	-7.1
Unprocessed nonfood materials except fuel to nonmanufacturing industries.....	ID6	2212	1.904	11.0	4.7	1.0	0.1	0.2	0.1
Unprocessed fuel.....	ID6	222	18.428	-65.8	-14.6	-31.8	-20.0	-11.5	-0.7
Unprocessed fuel to manufacturing industries.....	ID6	2221	0.982	-24.2	-3.6	-9.8	-7.9	0.9	1.2
Unprocessed fuel to nonmanufacturing industries.....	ID6	2222	17.446	-67.9	-15.3	-33.3	-21.0	-12.7	-0.9
Services									
Services for intermediate demand.....	ID6	3	100.000	3.9	1.4	0.1	-0.2	0.8	-0.1
Trade services for intermediate demand ⁴	ID6	33	18.127	0.8	1.0	-0.7	1.1	1.8	0.1
Trade services for manufacturing industries.....	ID6	331	8.929	2.3	1.9	-0.8	2.0	1.6	0.0
Trade services for nonmanufacturing industries.....	ID6	332	9.198	-0.6	0.0	-0.5	0.1	2.0	0.2
Transportation and warehousing services for intermediate demand.....	ID6	32	14.516	-2.7	1.1	-0.1	-0.7	-1.0	-1.1
Transportation of passengers for intermediate demand.....	ID6	321	1.069	1.8	1.6	-2.0	3.6	-0.2	-2.5
Transportation of passengers for manufacturing industries.....	ID6	3211	0.127	1.9	1.7	-2.0	3.7	-0.2	-2.6
Transportation of passengers for nonmanufacturing industries.....	ID6	3212	0.942	1.8	1.6	-2.0	3.6	-0.2	-2.5
Transportation and warehousing of goods for intermediate demand.....	ID6	322	13.447	-3.0	1.1	0.0	-1.0	-1.1	-0.9
Transportation and warehousing of goods for manufacturing industries.....	ID6	3221	2.941	-6.0	-1.0	-0.4	-1.1	-1.7	-1.1
Transportation and warehousing of goods for nonmanufacturing industries.....	ID6	3222	10.506	-2.2	1.7	0.1	-1.0	-0.9	-0.9
Services less trade, transportation, and warehousing for intermediate demand.....	ID6	31	67.357	6.6	1.6	0.4	-0.4	0.9	0.1
Services less trade, transportation, and warehousing for manufacturing industries.....	ID6	311	2.068	4.6	1.5	0.5	0.3	0.4	0.1
Services less trade, transportation, and warehousing for nonmanufacturing industries.....	ID6	312	65.288	6.7	1.6	0.3	-0.4	0.9	0.1
Construction									
Construction for intermediate demand.....	ID6	4	100.000	4.4	0.8	0.2	0.4	0.7	1.7
Special Groupings of Intermediate Demand by Commodity Type									
Processed materials less foods and feeds.....	ID6	9111	90.968	-7.3	1.3	-0.1	-0.6	-0.6	-0.8
Processed foods and feeds.....	ID6	9112	9.032	-4.7	0.4	-1.7	0.3	-0.7	-1.3
Processed energy goods.....	ID6	9113	19.830	-21.4	4.7	-1.4	-2.2	-3.8	-3.8
Processed materials less energy.....	ID6	9118	80.170	-3.0	0.3	0.0	-0.1	0.2	-0.1
Processed materials less foods and energy.....	ID6	9115	71.138	-2.8	0.3	0.3	-0.2	0.3	0.1
Intermediate distributive services ⁷	ID6	9116	31.574	-0.9	1.0	-0.4	0.2	0.6	-0.3
Processed goods plus intermediate distributive services.....	ID6	9117	-	-5.4	1.1	-0.3	-0.3	-0.2	-0.7
Unprocessed materials less agricultural products.....	ID6	9211	58.389	-35.1	-3.8	-7.8	-6.6	3.3	-6.0
Unprocessed energy materials ⁸	ID6	9212	43.623	-43.2	-7.0	-10.9	-11.1	5.4	-7.8
Unprocessed materials less energy.....	ID6	9213	56.377	-13.6	-1.5	0.3	0.3	0.6	-2.8
Unprocessed nonfood materials less energy ⁹	ID6	9216	20.319	-13.6	3.9	0.7	0.3	0.8	-3.1
Intermediate Demand by Production Flow									
Stage 4 Intermediate Demand									
Stage 4 intermediate demand.....	ID5	4	100.000	1.5	1.3	0.0	0.0	0.4	-0.2
Inputs to stage 4 goods producers.....	ID5	41	30.237	-0.1	0.6	0.0	0.4	0.3	-0.1
Goods.....	ID5	411	22.423	-1.2	0.3	0.2	-0.2	0.1	-0.1

See footnotes at end of table.

Table 4. Producer price index percentage changes and weights for Final Demand-Intermediate Demand groupings, not seasonally adjusted — Continued
 [May 2023]

Title	Commodity code		Relative Importance Dec. 2022 ¹	Unadjusted 12-month percent change ² May 2022 to May 2023 ^P	Unadjusted 1-month percent change ²				
	Group code	Item code			Dec. to Jan.	Jan. to Feb. ^P	Feb. to Mar. ^P	Mar. to Apr. ^P	Apr. to May ^P
Foods.....	ID5	4111	3.300	-7.2	0.4	-0.3	-2.0	0.6	-1.6
Energy.....	ID5	4112	0.220	-22.8	-5.2	-0.3	9.2	-14.2	-9.0
Goods excluding foods and energy.....	ID5	4113	18.903	0.2	0.3	0.3	0.0	0.2	0.2
Services.....	ID5	412	7.814	3.0	1.6	-0.7	2.2	0.6	-0.2
Trade services.....	ID5	4123	5.817	3.4	1.7	-1.0	2.9	0.7	-0.1
Transportation and warehousing services.....	ID5	4122	0.515	-4.4	0.0	-0.9	-0.3	-1.1	-1.4
Transportation of passengers.....	ID5	41221	0.077	1.9	1.7	-2.0	3.7	-0.2	-2.6
Transportation and warehousing of goods.....	ID5	41222	0.438	-5.5	-0.3	-0.7	-1.0	-1.2	-1.2
Services less trade, transportation, and warehousing.....	ID5	4121	1.482	4.2	1.7	0.6	0.2	0.3	0.0
Inputs to stage 4 services producers.....	ID5	42	54.970	3.9	1.8	-0.1	-0.4	0.5	-0.1
Goods.....	ID5	421	13.984	-0.5	2.1	-0.6	-0.3	-1.0	-0.1
Foods.....	ID5	4211	2.360	-5.2	0.3	-1.4	0.8	-0.6	-0.2
Energy.....	ID5	4212	4.133	-3.5	5.3	-1.3	-1.5	-2.8	-0.1
Goods excluding foods and energy.....	ID5	4213	7.491	2.5	0.9	0.0	0.1	-0.1	-0.1
Services.....	ID5	422	40.934	5.5	1.6	0.1	-0.5	1.0	-0.1
Trade services.....	ID5	4223	4.078	3.8	0.7	-0.9	0.6	1.7	0.0
Transportation and warehousing services.....	ID5	4222	3.742	2.4	2.4	0.3	-0.1	-0.5	-1.7
Transportation of passengers.....	ID5	42221	0.490	1.9	1.7	-2.0	3.7	-0.2	-2.6
Transportation and warehousing of goods.....	ID5	42222	3.252	2.5	2.5	0.6	-0.7	-0.5	-1.5
Services less trade, transportation, and warehousing.....	ID5	4221	33.114	6.2	1.7	0.2	-0.7	1.1	0.1
Construction.....	ID5	423	0.052	4.4	0.8	0.2	0.4	0.7	1.7
Inputs to stage 4 construction producers.....	ID5	43	14.792	-3.1	1.2	0.2	0.5	0.4	-0.6
Goods.....	ID5	431	10.801	-2.9	1.4	0.4	0.4	0.4	-0.6
Energy.....	ID5	4312	0.855	-29.3	7.7	2.6	0.2	3.2	-6.4
Goods excluding foods and energy.....	ID5	4313	9.946	0.4	0.9	0.2	0.5	0.1	0.0
Services.....	ID5	432	3.991	-3.6	0.7	-0.2	0.6	0.7	-0.6
Trade services.....	ID5	4323	1.692	-5.9	1.4	-0.5	1.7	2.2	-0.6
Transportation and warehousing services.....	ID5	4322	0.725	-10.8	-1.6	-0.9	-1.3	-2.4	-1.9
Transportation of passengers.....	ID5	43221	0.015	1.9	1.7	-2.0	3.7	-0.2	-2.6
Transportation and warehousing of goods.....	ID5	43222	0.710	-11.1	-1.6	-0.9	-1.4	-2.4	-1.8
Services less trade, transportation, and warehousing.....	ID5	4321	1.574	4.2	1.1	0.3	0.2	0.4	0.0
Stage 3 Intermediate Demand									
Stage 3 intermediate demand.....	ID5	3	100.000	-6.5	0.6	-0.1	-0.4	0.1	-0.8
Inputs to stage 3 goods producers.....	ID5	31	45.352	-9.9	-1.1	0.1	0.3	0.3	-0.6
Goods.....	ID5	311	35.807	-11.7	-1.7	0.2	0.1	0.2	-0.7
Foods.....	ID5	3111	11.906	-15.9	-4.6	-1.1	1.0	0.3	-2.3
Energy.....	ID5	3112	1.292	-30.4	-0.2	-0.6	3.0	-5.7	-3.5
Goods excluding foods and energy.....	ID5	3113	22.609	-8.1	-0.2	0.9	-0.5	0.6	0.3
Services.....	ID5	312	9.545	-2.1	1.2	-0.4	0.8	0.7	-0.4
Trade services.....	ID5	3123	5.175	-0.2	2.6	-0.5	1.9	2.1	0.1
Transportation and warehousing services.....	ID5	3122	3.002	-8.1	-1.3	-0.8	-1.1	-2.0	-1.5
Transportation of passengers.....	ID5	31221	0.144	1.9	1.7	-2.0	3.7	-0.2	-2.6
Transportation and warehousing of goods.....	ID5	31222	2.858	-8.6	-1.4	-0.7	-1.3	-2.1	-1.5
Services less trade, transportation, and warehousing.....	ID5	3121	1.368	5.2	1.6	0.5	0.4	0.5	0.1
Inputs to stage 3 services producers.....	ID5	32	53.518	-3.0	2.1	-0.3	-1.0	-0.1	-0.9
Goods.....	ID5	321	10.628	-23.1	4.3	-1.6	-2.8	-3.6	-4.5
Foods.....	ID5	3211	0.090	2.8	2.4	-1.7	-1.0	-2.6	0.4
Energy.....	ID5	3212	6.619	-33.9	6.7	-2.6	-4.3	-5.6	-7.1
Goods excluding foods and energy.....	ID5	3213	3.919	0.5	0.4	0.1	-0.3	-0.1	-0.5
Services.....	ID5	322	42.317	3.8	1.5	0.0	-0.6	0.8	-0.1
Trade services.....	ID5	3223	2.614	3.3	-0.8	0.2	-1.1	2.9	0.2
Transportation and warehousing services.....	ID5	3222	10.018	-1.8	2.3	0.2	-0.8	-0.7	-0.7
Transportation of passengers.....	ID5	32221	0.021	1.4	0.1	-0.1	0.2	0.0	-0.1
Transportation and warehousing of goods.....	ID5	32222	9.997	-1.8	2.3	0.2	-0.8	-0.7	-0.7
Services less trade, transportation, and warehousing.....	ID5	3221	29.685	5.8	1.5	-0.1	-0.5	1.1	0.1
Construction.....	ID5	323	0.573	4.4	0.8	0.2	0.4	0.7	1.7
Inputs to stage 3 construction producers.....	ID5	33	1.131	-10.0	0.6	-0.4	0.3	0.2	-0.5
Goods.....	ID5	331	0.566	-5.5	0.1	0.0	-0.2	-0.3	-0.2
Goods excluding foods and energy.....	ID5	3313	0.566	-5.5	0.1	0.0	-0.2	-0.3	-0.2
Services.....	ID5	332	0.565	-12.8	1.1	-0.9	0.8	0.6	-0.9
Trade services.....	ID5	3323	0.521	-13.7	1.1	-1.0	0.9	0.7	-1.0
Transportation and warehousing services.....	ID5	3322	0.015	0.8	0.4	-0.3	-1.0	-0.2	-0.1
Transportation and warehousing of goods.....	ID5	33222	0.015	0.8	0.4	-0.3	-1.0	-0.2	-0.1
Services less trade, transportation, and warehousing.....	ID5	3321	0.029	6.2	2.1	0.0	0.1	0.7	0.3
Stage 2 Intermediate Demand									

See footnotes at end of table.

Table 4. Producer price index percentage changes and weights for Final Demand-Intermediate Demand groupings, not seasonally adjusted — Continued
[May 2023]

Title	Commodity code		Relative Importance Dec. 2022 ¹	Unadjusted 12-month percent change ² May 2022 to May 2023 ^P	Unadjusted 1-month percent change ²				
	Group code	Item code			Dec. to Jan.	Jan. to Feb. ^P	Feb. to Mar. ^P	Mar. to Apr. ^P	Apr. to May ^P
Stage 2 intermediate demand.....	ID5	2	100.000	-9.8	-0.5	-1.5	-2.4	1.3	-1.6
Inputs to stage 2 goods producers.....	ID5	21	54.274	-21.1	-2.0	-3.6	-3.8	1.8	-3.1
Goods.....	ID5	211	40.812	-27.8	-3.0	-4.9	-5.2	2.0	-4.4
Foods.....	ID5	2111	4.355	-8.2	0.1	1.2	-1.8	-0.7	-2.5
Energy.....	ID5	2112	21.042	-44.1	-6.6	-10.3	-11.0	4.7	-8.3
Goods excluding foods and energy.....	ID5	2113	15.415	-7.3	1.1	0.1	0.5	0.0	-0.8
Services.....	ID5	212	13.197	6.2	1.0	0.2	-0.3	1.3	0.4
Trade services.....	ID5	2123	5.150	5.8	0.2	-0.9	0.3	3.2	1.3
Transportation and warehousing services.....	ID5	2122	4.488	2.1	0.3	0.5	-0.4	-0.7	-0.1
Transportation of passengers.....	ID5	21221	0.168	1.8	1.6	-1.9	3.6	-0.2	-2.5
Transportation and warehousing of goods.....	ID5	21222	4.320	2.2	0.3	0.6	-0.6	-0.7	0.0
Services less trade, transportation, and warehousing.....	ID5	2121	3.559	12.6	2.8	1.3	-0.8	1.2	-0.2
Construction.....	ID5	213	0.265	4.4	0.8	0.2	0.4	0.7	1.7
Inputs to stage 2 services producers.....	ID5	22	45.725	6.3	1.4	0.9	-0.8	0.7	-0.1
Goods.....	ID5	221	5.072	-2.3	0.8	-0.3	-0.2	-0.1	-0.6
Foods.....	ID5	2211	0.055	-11.5	-0.9	-1.5	-2.1	-1.1	-1.4
Energy.....	ID5	2212	0.357	-29.0	4.8	-1.8	-3.8	-3.5	-7.0
Goods excluding foods and energy.....	ID5	2213	4.660	0.2	0.5	-0.1	0.1	0.2	-0.2
Services.....	ID5	222	39.767	7.8	1.5	1.1	-0.8	0.8	0.0
Trade services.....	ID5	2223	2.238	6.0	-3.9	-0.7	-3.4	1.2	2.8
Transportation and warehousing services.....	ID5	2222	2.862	-13.8	-0.9	-1.0	-1.7	-1.5	-1.1
Transportation of passengers.....	ID5	22221	0.390	1.9	1.7	-2.0	3.7	-0.2	-2.5
Transportation and warehousing of goods.....	ID5	22222	2.472	-16.0	-1.3	-0.8	-2.6	-1.7	-0.8
Services less trade, transportation, and warehousing.....	ID5	2221	34.667	9.9	2.0	1.3	-0.6	1.0	-0.1
Construction.....	ID5	223	0.886	4.4	0.8	0.2	0.4	0.7	1.7
Stage 1 Intermediate Demand									
Stage 1 intermediate demand.....	ID5	1	100.000	-3.6	0.9	-0.2	-0.1	-0.1	-0.6
Inputs to stage 1 goods producers.....	ID5	11	33.533	-8.5	0.7	-0.1	-0.3	-0.2	-0.8
Goods.....	ID5	111	24.780	-11.5	0.3	0.0	-0.7	-0.7	-1.1
Foods.....	ID5	1111	3.351	-13.5	0.2	0.9	-4.5	0.5	-2.5
Energy.....	ID5	1112	3.963	-20.6	0.1	-2.1	0.5	-7.9	-5.1
Goods excluding foods and energy.....	ID5	1113	17.466	-9.1	0.3	0.3	-0.3	0.6	0.0
Services.....	ID5	112	8.752	0.2	2.0	-0.4	0.9	1.4	-0.2
Trade services.....	ID5	1123	5.298	-0.8	2.8	-1.1	1.5	2.2	-0.2
Transportation and warehousing services.....	ID5	1122	0.599	2.0	-0.2	0.5	-1.0	-0.4	0.6
Transportation of passengers.....	ID5	11221	0.103	1.9	1.7	-2.0	3.7	-0.2	-2.6
Transportation and warehousing of goods.....	ID5	11222	0.496	2.0	-0.6	1.0	-2.0	-0.4	1.3
Services less trade, transportation, and warehousing.....	ID5	1121	2.855	2.2	1.0	0.5	0.1	0.2	-0.4
Construction.....	ID5	113	0.001	4.4	0.8	0.2	0.4	0.7	1.7
Inputs to stage 1 services producers.....	ID5	12	53.646	0.6	1.0	-0.2	0.0	0.1	-0.3
Goods.....	ID5	121	16.434	-6.3	1.8	-0.6	-0.8	-0.9	-1.3
Foods.....	ID5	1211	0.115	-31.7	-2.4	-16.3	6.2	3.0	-26.6
Energy.....	ID5	1212	5.528	-22.1	3.9	-1.7	-2.5	-3.5	-3.2
Goods excluding foods and energy.....	ID5	1213	10.791	4.1	0.8	0.1	0.1	0.3	-0.1
Services.....	ID5	122	37.209	4.2	0.7	0.0	0.3	0.5	0.1
Trade services.....	ID5	1223	3.617	2.7	-0.1	0.1	0.4	1.6	0.0
Transportation and warehousing services.....	ID5	1222	4.373	0.4	2.2	-0.7	0.6	-0.7	-1.4
Transportation of passengers.....	ID5	12221	1.342	1.9	1.7	-2.0	3.7	-0.2	-2.6
Transportation and warehousing of goods.....	ID5	12222	3.031	-0.3	2.4	-0.2	-0.8	-1.0	-0.8
Services less trade, transportation, and warehousing.....	ID5	1221	29.219	5.0	0.6	0.1	0.3	0.6	0.3
Construction.....	ID5	123	0.003	4.4	0.8	0.2	0.4	0.7	1.7
Inputs to stage 1 construction producers.....	ID5	13	12.821	-6.3	1.1	-0.4	0.1	-0.5	-0.9
Goods.....	ID5	131	9.208	-2.9	1.2	-0.2	-0.2	-0.7	-0.7
Energy.....	ID5	1312	0.934	-35.7	2.6	-2.4	-4.1	-6.0	-7.3
Goods excluding foods and energy.....	ID5	1313	8.274	2.2	1.1	0.0	0.3	-0.1	-0.1
Services.....	ID5	132	3.613	-12.5	0.7	-0.8	0.7	0.2	-1.3
Trade services.....	ID5	1323	2.667	-11.7	1.6	-0.8	1.5	1.1	-1.2
Transportation and warehousing services.....	ID5	1322	0.854	-12.9	-2.2	-0.8	-1.7	-2.8	-1.9
Transportation and warehousing of goods.....	ID5	13222	0.854	-12.9	-2.2	-0.8	-1.7	-2.8	-1.9
Services less trade, transportation, and warehousing.....	ID5	1321	0.092	8.5	1.0	0.1	0.6	0.9	0.2
Special Groupings of Intermediate Demand by Production Flow									
Total goods inputs to stage 4 intermediate demand.....	ID5	9411	47.208	-1.4	1.1	0.0	-0.1	-0.1	-0.2
Total services inputs to stage 4 intermediate demand.....	ID5	9412	52.739	4.2	1.6	0.0	0.0	0.9	-0.1
Total construction inputs to stage 4 intermediate demand.....	ID5	9413	0.052	4.4	0.8	0.2	0.4	0.7	1.7
Total foods inputs to stage 4 intermediate demand.....	ID5	9414	5.660	-6.4	0.4	-0.7	-0.9	0.1	-1.0

See footnotes at end of table.

Table 4. Producer price index percentage changes and weights for Final Demand-Intermediate Demand groupings, not seasonally adjusted — Continued
 [May 2023]

Title	Commodity code		Relative Importance Dec. 2022 ¹	Unadjusted 12-month percent change ² May 2022 to May 2023 ^p	Unadjusted 1-month percent change ²				
	Group code	Item code			Dec. to Jan.	Jan. to Feb. ^p	Feb. to Mar. ^p	Mar. to Apr. ^p	Apr. to May ^p
Total energy goods inputs to stage 4 intermediate demand.....	ID5	9415	5.208	-10.1	5.3	-0.6	-0.8	-2.3	-1.6
Total goods less foods and energy inputs to stage 4 intermediate demand.	ID5	9416	36.340	0.7	0.6	0.2	0.1	0.1	0.1
Total goods inputs to stage 3 intermediate demand.....	ID5	9311	47.001	-14.4	-0.3	-0.2	-0.6	-0.6	-1.5
Total services inputs to stage 3 intermediate demand.....	ID5	9312	52.427	2.2	1.5	-0.1	-0.3	0.8	-0.2
Total construction inputs to stage 3 intermediate demand.....	ID5	9313	0.573	4.4	0.8	0.2	0.4	0.7	1.7
Total foods inputs to stage 3 intermediate demand.....	ID5	9314	11.996	-15.8	-4.5	-1.1	1.0	0.2	-2.3
Total energy goods inputs to stage 3 intermediate demand.....	ID5	9315	7.911	-33.3	5.6	-2.3	-3.2	-5.7	-6.5
Total goods less foods and energy inputs to stage 3 intermediate demand.	ID5	9316	27.094	-7.0	-0.1	0.8	-0.5	0.4	0.2
Total goods inputs to stage 2 intermediate demand.....	ID5	9211	45.884	-25.4	-2.6	-4.4	-4.6	1.7	-3.9
Total services inputs to stage 2 intermediate demand.....	ID5	9212	52.964	7.4	1.4	0.8	-0.7	0.9	0.1
Total construction inputs to stage 2 intermediate demand.....	ID5	9213	1.151	4.4	0.8	0.2	0.4	0.7	1.7
Total foods inputs to stage 2 intermediate demand.....	ID5	9214	4.410	-8.3	0.1	1.2	-1.8	-0.7	-2.5
Total energy goods inputs to stage 2 intermediate demand.....	ID5	9215	21.399	-43.9	-6.4	-10.2	-10.9	4.5	-8.3
Total goods less foods and energy inputs to stage 2 intermediate demand.	ID5	9216	20.075	-5.7	0.9	0.1	0.4	0.0	-0.7
Total goods inputs to stage 1 intermediate demand.....	ID5	9111	50.422	-8.4	1.0	-0.2	-0.6	-0.8	-1.1
Total services inputs to stage 1 intermediate demand.....	ID5	9112	49.574	1.7	0.9	-0.1	0.4	0.7	-0.1
Total construction inputs to stage 1 intermediate demand.....	ID5	9117	0.004	4.4	0.8	0.2	0.4	0.7	1.7
Total foods inputs to stage 1 intermediate demand.....	ID5	9114	3.466	-14.1	0.2	0.3	-4.2	0.5	-3.3
Total energy goods inputs to stage 1 intermediate demand.....	ID5	9115	10.425	-23.1	2.3	-1.9	-1.5	-5.4	-4.3
Total goods less foods and energy inputs to stage 1 intermediate demand.	ID5	9116	36.531	-2.9	0.6	0.2	0.0	0.4	0.0

¹ Comprehensive relative importance figures are initially computed after the publication of December indexes and are recalculated after final December indexes are available. Individual items and subtotals may not add exactly to totals because of rounding differences.

² All indexes are subject to revision for 4 months after their originally scheduled publication to incorporate late reports and corrections by survey respondents. In addition, seasonally adjusted indexes are subject to change for up to 5 years due to the recalculation of seasonal factors published each January.

³ PPI defines Total finished as including only the personal consumption and private capital investment portions of final demand.

⁴ Trade indexes measure changes in margins received by wholesalers and retailers.

⁵ The PPI definition of foods does not include food and beverages for immediate consumption. PPI defines food and beverages for immediate consumption as the service of preparing meals, snacks, and beverages to customer order for immediate on-premises and off-premises consumption.

⁶ Distributive services include transportation, warehousing, and trade of goods.

⁷ Includes intermediate trade, transportation, and warehousing services.

⁸ Includes crude petroleum.

⁹ Excludes crude petroleum.

^p Preliminary

"-" Data not available.

Table 5. Producer price indexes for Final Demand-Intermediate Demand groupings, not seasonally adjusted
 [May 2023, Index base Nov. 2009=100, unless otherwise indicated]

Title	Other index base	Commodity code		Unadjusted index ¹				
		Group code	Item code	Jan. 2023	Feb. 2023 ^p	Mar. 2023 ^p	Apr. 2023 ^p	May 2023 ^p
Final Demand								
Final demand.....		FD	4	140.713	140.918	140.988	141.313	140.933
Final demand goods.....		FD	41	143.686	143.357	143.189	143.383	141.997
Final demand foods.....		FD	411	154.116	150.773	151.557	151.609	149.888
Finished consumer foods ²	00/82	FD	4111	271.103	263.805	266.322	266.063	263.371
Finished consumer foods, crude.....	00/82	FD	411113	348.898	283.340	293.960	299.578	247.056
Finished consumer foods, processed.....	00/82	FD	411112	262.512	260.798	262.532	261.713	263.783
Government purchased foods.....		FD	4112	153.035	150.847	152.099	151.659	152.272
Foods for export.....		FD	4113	159.436	159.160	156.839	158.005	154.392
Final demand energy.....		FD	412	146.964	146.803	144.280	144.761	138.933
Finished consumer energy goods ²	00/82	FD	4121	225.446	227.275	224.117	228.556	220.095
Government purchased energy.....		FD	4122	169.570	164.355	158.719	150.206	142.246
Energy for export.....		FD	4123	147.101	142.438	140.274	132.920	126.191
Final demand goods less foods and energy.....		FD	413	139.858	140.322	140.622	140.767	140.861
Finished goods less foods and energy ²	00/82	FD	4131	244.674	245.563	246.112	246.331	247.082
Finished consumer goods less foods and energy.....	00/82	FD	41311	272.189	273.510	274.033	274.141	274.765
Nondurable consumer goods less foods and energy.....	00/82	FD	413111	351.306	353.757	354.903	355.250	356.233
Durable consumer goods.....	00/82	FD	413112	190.678	190.991	190.970	190.876	191.166
Private capital equipment.....	00/82	FD	41312	209.818	210.288	210.837	211.142	211.974
Private capital equipment for manufacturing industries.....	00/82	FD	413121	224.024	224.762	225.476	225.912	227.545
Private capital equipment for nonmanufacturing industries.....	00/82	FD	413122	205.563	205.955	206.455	206.721	207.316
Government purchased goods, excluding foods and energy.....		FD	4132	136.554	136.770	136.628	136.573	136.398
Government purchased goods excluding foods, energy, and capital equipment.....		FD	41321	146.607	146.859	146.457	146.323	145.899
Government purchased capital equipment.....		FD	41322	121.986	122.154	122.327	122.367	122.493
Goods for export, excluding foods and energy.....		FD	4133	137.249	137.703	138.115	138.355	137.955
Final demand services.....		FD	42	138.124	138.573	138.745	139.153	139.204
Final demand trade services ³		FD	423	150.459	150.817	150.496	151.724	152.542
Trade of finished goods ²		FD	4231	149.106	149.656	149.239	150.312	151.194
Trade of personal consumption goods.....		FD	42311	149.002	149.766	149.051	150.313	151.170
Trade of private capital equipment.....		FD	42312	147.875	147.469	148.379	148.603	149.584
Trade of government purchased goods.....		FD	4232	158.517	158.028	157.423	160.242	160.889
Trade of government purchased goods, excluding capital equipment.....		FD	42321	162.805	162.019	161.893	166.237	166.390
Trade of government purchased capital equipment.....		FD	42322	150.590	150.549	149.235	149.747	151.128
Trade of exports.....		FD	4233	160.116	158.967	159.672	161.758	162.035
Final demand transportation and warehousing services.....		FD	422	155.159	153.588	153.399	150.696	147.898
Transportation of passengers for final demand.....		FD	4221	137.411	134.643	139.610	139.295	135.751
Transportation of private passengers.....		FD	42211	137.409	134.647	139.603	139.289	135.752
Transportation of government passengers.....		FD	42212	137.171	134.434	139.345	139.034	135.530
Transportation of passengers for export.....		FD	42213	137.430	134.638	139.647	139.330	135.755
Transportation and warehousing of goods for final demand.....		FD	4222	161.232	160.137	157.936	154.316	151.824
Transportation and warehousing of finished goods ²		FD	42221	159.682	158.489	156.211	152.400	149.799
Transportation and warehousing of personal consumption goods.....		FD	422211	160.023	158.857	156.616	152.860	150.300
Transportation and warehousing of private capital equipment.....		FD	422212	158.305	157.001	154.575	150.539	147.774
Transportation and warehousing of government purchased goods.....		FD	42222	158.475	157.905	155.991	152.890	150.423
Transportation and warehousing of exports.....		FD	42223	166.589	165.602	163.503	160.187	157.925
Final demand services less trade, transportation, and warehousing.....		FD	421	130.769	131.464	131.871	132.271	132.308
Finished services less trade, transportation, and warehousing ²		FD	4211	131.044	131.696	132.214	132.579	132.602
Finished consumer services less trade, transportation, and warehousing.....		FD	42111	130.325	131.047	131.600	132.069	131.970
Private capital investment services less trade, transportation, and warehousing.....		FD	42112	137.754	137.855	138.115	137.670	138.642
Government purchased services less trade, transportation, and warehousing.....		FD	4212	122.462	122.745	122.779	123.337	123.288
Gov. purchased services less trade, transportation, and warehousing, excl. capital investment.....		FD	42121	123.010	123.265	123.303	123.938	123.862
Government purchased capital investment services less trade, transportation, and warehousing.....		FD	42122	108.726	109.386	109.370	108.825	109.149
Services for export less trade, transportation, and warehousing.....		FD	4213	137.096	138.901	138.108	138.837	139.192
Final demand construction.....		FD	43	176.527	176.569	176.804	176.326	176.602
Construction for private capital investment.....		FD	431	180.849	180.864	181.054	180.541	180.806
Construction for government.....		FD	432	168.440	168.539	168.871	168.467	168.766
Final Demand Special Groupings								
Final demand less exports.....	04/10	FD	49101	138.178	138.390	138.490	138.842	138.530
Final demand less government.....	04/10	FD	49102	138.624	138.891	139.014	139.412	139.081
Final demand less foods, food and nonalcoholic beverages for immediate consumption, and energy ¹	04/10	FD	49103	138.087	138.546	138.743	139.112	139.129
Final demand less foods and energy ⁴	04/10	FD	49104	137.786	138.223	138.421	138.748	138.813
Final demand less foods and food and nonalcoholic beverages for immediate consumption ⁴	04/10	FD	49105	138.241	138.658	138.676	139.051	138.685

See footnotes at end of table.

Table 5. Producer price indexes for Final Demand-Intermediate Demand groupings, not seasonally adjusted — Continued

[May 2023, Index base Nov. 2009=100, unless otherwise indicated]

Title	Other index base	Commodity code		Unadjusted index ¹				
		Group code	Item code	Jan. 2023	Feb. 2023 ^P	Mar. 2023 ^P	Apr. 2023 ^P	May 2023 ^P
Final demand less foods ⁴	04/10	FD	49106	137.881	138.280	138.309	138.644	138.344
Final demand less energy.....	04/10	FD	49107	138.459	138.683	138.914	139.224	139.189
Final demand less trade services.....	01/10	FD	49108	136.826	136.995	137.150	137.272	136.635
Final demand less distributive services ⁵	01/10	FD	49109	135.945	136.168	136.423	136.706	136.147
Final demand goods less energy.....	01/10	FD	49111	141.471	141.102	141.505	141.628	141.327
Final demand goods less foods.....	04/10	FD	49112	138.397	138.705	138.342	138.562	137.275
Final demand services less trade services.....	04/10	FD	49113	131.906	132.383	132.730	132.836	132.608
Final demand distributive services ⁵	04/10	FD	49114	149.078	149.205	148.601	149.059	149.351
Final demand goods plus final demand distributive services ⁵	04/10	FD	49115	143.843	143.708	143.362	143.662	142.991
Final demand less foods, energy, and trade services ⁴	08/13	FD	49116	126.772	127.203	127.513	127.606	127.487
Private and government purchased capital equipment.....	08/13	FD	49117	126.534	126.803	127.113	127.277	127.728
Private and government purchased capital investment services.....	08/13	FD	49118	131.936	131.803	132.073	131.730	132.449
Total private and government purchased capital investment.....	08/13	FD	49119	133.114	133.151	133.427	133.258	133.813
Total finished ²	01/10	FD	49201	138.964	139.256	139.423	139.872	139.617
Total finished less foods, food and nonalcoholic beverages for immediate consumption, and energy ^{2, 4}	12/10	FD	49202	137.303	137.789	138.025	138.350	138.506
Total finished less foods and energy ^{2, 4}	01/10	FD	49203	138.131	138.621	138.859	139.187	139.343
Total finished less foods and food and nonalcoholic beverages for immediate consumption ^{2, 4}	12/10	FD	49204	136.873	137.398	137.494	137.972	137.786
Total finished less foods ^{2, 4}	01/10	FD	49205	138.245	138.777	138.875	139.357	139.170
Total finished less energy ²	01/10	FD	49206	138.910	139.148	139.451	139.753	139.817
Finished goods ²	00/82	FD	49207	254.522	253.988	253.975	255.234	252.825
Finished goods less energy ²	00/82	FD	49208	250.945	249.620	250.698	250.787	250.606
Finished goods, excluding foods ^{2, 4}	00/82	FD	49209	249.499	250.747	250.068	251.723	249.395
Finished services ²	01/10	FD	49210	136.500	136.998	137.222	137.609	137.711
Private capital investment services.....	04/10	FD	49211	141.975	141.808	142.159	141.766	142.529
Finished distributive services ^{2, 5}	04/10	FD	49212	147.306	147.635	147.003	147.467	147.912
Finished services less trade services ²	04/10	FD	49213	131.611	132.089	132.551	132.682	132.494
Finished services less distributive services ^{2, 5}	04/10	FD	49214	130.328	130.900	131.513	131.861	131.805
Total private capital investment (goods, services, and construction).....	04/10	FD	49215	140.983	141.004	141.334	141.145	141.765
Finished goods plus finished distributive services ²	04/10	FD	49216	144.491	144.495	144.187	144.774	144.292
Total exports.....	04/10	FD	49301	140.208	140.332	140.202	140.310	139.532
Goods for export.....	00/82	FD	49302	235.461	235.586	235.494	235.344	233.433
Services for export.....	04/10	FD	49303	148.809	149.008	148.767	149.150	148.813
Total government purchases.....	04/10	FD	49401	137.315	136.764	136.221	135.641	134.765
Government purchased goods.....	00/82	FD	49402	238.631	236.267	234.006	230.316	226.932
Government purchased services.....	04/10	FD	49403	130.867	130.904	130.865	131.582	131.432
Total government purchased capital investment (goods, services, construction).....	08/13	FD	49404	131.370	131.528	131.547	131.448	131.787
Government purchases, defense.....	05/15	FD	49405	124.283	123.600	123.110	121.698	120.501
Government purchases, non-defense.....	05/15	FD	49406	131.655	131.180	130.664	130.508	129.858
Personal consumption.....	01/10	FD	49501	138.420	138.774	138.903	139.498	139.043
Personal consumption goods (finished consumer goods).....	00/82	FD	49502	273.515	272.541	272.280	273.956	270.127
Personal consumption goods less energy.....	00/82	FD	49503	272.315	269.863	271.261	271.208	270.381
Personal consumption goods less foods.....	00/82	FD	49504	272.615	274.341	272.899	275.387	271.101
Personal consumption nondurable goods less foods.....	00/82	FD	49508	308.448	310.802	308.727	312.368	306.037
Personal consumption services.....	04/10	FD	49505	135.142	135.742	135.945	136.451	136.450
Personal consumption less trade services.....	04/10	FD	49506	135.199	135.450	135.788	136.215	135.435
Personal consumption less distributive services ⁵	04/10	FD	49507	134.539	134.841	135.271	135.847	135.129
Personal consumption less foods and energy.....	04/14	FD	49510	126.714	127.282	127.479	127.908	127.938
Personal consumption less foods, energy, and trade services ³	04/14	FD	49511	123.456	123.982	124.437	124.644	124.445
Personal consumption less foods, energy, and distributive services ⁵	04/14	FD	49512	122.954	123.552	124.118	124.486	124.380
Personal consumption goods plus personal consumption distributive services ⁵	08/13	FD	49509	133.292	133.302	132.831	133.527	132.820
Intermediate Demand by Commodity Type								
Processed goods								
Processed goods for intermediate demand.....	00/82	ID6	1	262.459	261.798	260.414	258.855	256.750
Materials and components for manufacturing.....	00/82	ID6	11	236.357	236.623	235.888	236.883	236.749
Materials for manufacturing.....		ID6	111	148.663	148.704	147.794	148.532	148.441
Materials for food manufacturing.....	00/82	ID6	1111	259.303	252.811	253.532	252.239	247.475
Materials for nondurable manufacturing.....	00/82	ID6	1112	278.193	277.904	273.704	274.053	270.871
Materials for durable manufacturing.....	00/82	ID6	1113	278.353	281.934	282.167	285.997	291.609
Components for manufacturing.....	00/82	ID6	112	186.366	186.843	187.207	187.755	187.664
Components for nondurable manufacturing.....		ID6	1121	147.369	147.556	147.050	147.317	146.934
Components for durable manufacturing.....		ID6	1122	131.416	131.762	132.055	132.450	132.400
Materials and components for construction.....	00/82	ID6	12	349.592	349.650	351.315	351.438	351.027
Materials for construction.....		ID6	121	166.116	166.460	166.641	166.220	166.212
Components for construction.....		ID6	122	177.839	177.600	178.964	179.433	179.066
Processed fuels and lubricants for intermediate demand.....	00/82	ID6	13	266.343	262.575	256.820	247.068	237.630
Processed fuels and lubricants to manufacturing industries.....	00/82	ID6	131	273.660	267.421	264.422	250.600	243.099

See footnotes at end of table.

Table 5. Producer price indexes for Final Demand-Intermediate Demand groupings, not seasonally adjusted — Continued

[May 2023, Index base Nov. 2009=100, unless otherwise indicated]

Title	Other index base	Commodity code		Unadjusted index ¹				
		Group code	Item code	Jan. 2023	Feb. 2023 ^p	Mar. 2023 ^p	Apr. 2023 ^p	May 2023 ^p
Processed fuels and lubricants to nonmanufacturing industries.....	00/82	ID6	132	264.340	261.351	254.717	246.242	236.179
Containers for intermediate demand.....	00/82	ID6	14	314.708	313.695	311.073	310.442	311.444
Supplies for intermediate demand.....	00/82	ID6	15	253.075	253.060	253.323	253.116	252.591
Supplies to manufacturing industries.....	00/82	ID6	151	247.291	247.454	247.537	247.686	247.143
Supplies to nonmanufacturing industries.....	00/82	ID6	152	251.965	251.922	252.211	251.951	251.432
Supplies to nonmanufacturing industries, feeds.....	00/82	ID6	1521	251.712	250.450	249.835	245.943	243.288
Supplies to nonmanufacturing industries, other than feeds.....	00/82	ID6	1522	254.025	254.140	254.549	254.758	254.513
Unprocessed goods								
Unprocessed goods for intermediate demand.....	00/82	ID6	2	282.252	269.797	258.974	264.688	252.476
Unprocessed foodstuffs and feedstuffs.....	00/82	ID6	21	239.686	239.678	240.559	241.613	235.131
Unprocessed nonfood materials.....	00/82	ID6	22	300.951	279.955	261.062	269.927	254.067
Unprocessed nonfood materials except fuel.....	00/82	ID6	221	332.248	338.983	326.972	347.824	324.395
Unprocessed nonfood materials except fuel to manufacturing industries.....	00/82	ID6	2211	307.776	314.172	302.495	322.716	299.952
Unprocessed nonfood materials except fuel to nonmanufacturing industries.....	00/82	ID6	2212	343.235	346.560	346.909	347.473	347.868
Unprocessed fuel.....	00/82	ID6	222	227.395	154.971	123.973	109.752	108.959
Unprocessed fuel to manufacturing industries.....	00/82	ID6	2221	263.510	237.722	218.889	220.815	223.413
Unprocessed fuel to nonmanufacturing industries.....	00/82	ID6	2222	231.846	154.728	122.160	106.624	105.617
Services								
Services for intermediate demand.....		ID6	3	144.508	144.639	144.360	145.494	145.376
Trade services for intermediate demand ⁵		ID6	33	169.722	168.539	170.314	173.384	173.602
Trade services for manufacturing industries.....	12/12	ID6	331	155.894	154.574	157.696	160.199	160.205
Trade services for nonmanufacturing industries.....	12/12	ID6	332	150.240	149.415	149.563	152.583	152.960
Transportation and warehousing services for intermediate demand.....		ID6	32	158.100	157.889	156.854	155.260	153.605
Transportation of passengers for intermediate demand.....		ID6	321	137.234	134.498	139.407	139.096	135.593
Transportation of passengers for manufacturing industries.....		ID6	3211	137.405	134.615	139.621	139.304	135.732
Transportation of passengers for nonmanufacturing industries.....		ID6	3212	137.275	134.545	139.443	139.133	135.637
Transportation and warehousing of goods for intermediate demand.....		ID6	322	160.379	160.403	158.811	157.094	155.608
Transportation and warehousing of goods for manufacturing industries.....	12/12	ID6	3221	134.182	133.691	132.180	129.879	128.489
Transportation and warehousing of goods for nonmanufacturing industries.....	12/12	ID6	3222	143.002	143.172	141.804	140.524	139.242
Services less trade, transportation, and warehousing for intermediate demand.....		ID6	31	135.225	135.699	135.124	136.334	136.427
Services less trade, transportation, and warehousing for manufacturing industries.....		ID6	311	126.443	127.035	127.436	127.970	128.096
Services less trade, transportation, and warehousing for nonmanufacturing industries.....		ID6	312	135.506	135.975	135.367	136.600	136.693
Construction								
Construction for intermediate demand.....		ID6	4	142.462	142.751	143.362	144.436	146.922
Intermediate Demand by Commodity Type Special Groupings								
Processed materials less foods and feeds.....	00/82	ID6	9111	263.383	263.100	261.502	259.968	257.979
Processed foods and feeds.....	00/82	ID6	9112	253.698	249.340	250.050	248.255	245.007
Processed energy goods.....	00/82	ID6	9113	267.579	263.794	258.012	248.215	238.733
Processed materials less energy.....	00/82	ID6	9118	258.037	258.162	257.889	258.399	258.153
Processed materials less foods and energy.....	00/82	ID6	9115	258.098	258.801	258.402	259.208	259.350
Intermediate distributive services ⁶	04/10	ID6	9116	163.246	162.603	162.891	163.841	163.316
Processed goods plus intermediate distributive services.....	04/10	ID6	9117	148.221	147.785	147.314	146.951	145.974
Unprocessed materials less agricultural products.....	00/82	ID6	9211	303.331	279.525	261.106	269.807	253.499
Unprocessed energy materials ⁷	00/82	ID6	9212	240.250	213.987	190.329	200.617	184.975
Unprocessed materials less energy.....	00/82	ID6	9213	296.439	297.256	298.260	299.959	291.432
Unprocessed nonfood materials less energy ⁸	00/82	ID6	9216	465.448	468.813	470.172	473.838	459.158
Intermediate Demand by Production Flow								
Stage 4 Intermediate Demand								
Stage 4 intermediate demand.....		ID5	4	147.502	147.467	147.398	147.997	147.739
Inputs to stage 4 goods producers.....		ID5	41	146.211	146.139	146.711	147.078	146.862
Goods.....		ID5	411	140.516	140.773	140.441	140.642	140.460
Foods.....		ID5	4111	157.191	156.726	153.538	154.500	151.985
Energy.....		ID5	4112	164.983	164.500	179.602	154.138	140.227
Goods excluding foods and energy.....		ID5	4113	137.844	138.219	138.183	138.503	138.805
Services.....		ID5	412	165.167	164.003	167.579	168.502	168.174
Trade services.....		ID5	4123	176.236	174.445	179.533	180.878	180.619
Transportation and warehousing services.....		ID5	4122	139.598	138.342	137.970	136.496	134.538
Transportation of passengers.....		ID5	41221	137.429	134.637	139.647	139.329	135.754
Transportation and warehousing of goods.....		ID5	41222	149.268	148.229	146.777	144.979	143.208
Services less trade, transportation, and warehousing.....		ID5	4121	127.932	128.676	128.888	129.282	129.294
Inputs to stage 4 services producers.....		ID5	42	144.236	144.124	143.514	144.204	144.097

See footnotes at end of table.

Table 5. Producer price indexes for Final Demand-Intermediate Demand groupings, not seasonally adjusted — Continued

[May 2023, Index base Nov. 2009=100, unless otherwise indicated]

Title	Other index base	Commodity code		Unadjusted index ¹				
		Group code	Item code	Jan. 2023	Feb. 2023 ^P	Mar. 2023 ^P	Apr. 2023 ^P	May 2023 ^P
Goods.....		ID5	421	147.282	146.395	146.021	144.572	144.409
Foods.....		ID5	4211	148.989	146.941	148.104	147.206	146.877
Energy.....		ID5	4212	144.861	142.998	140.876	136.872	136.774
Goods excluding foods and energy.....		ID5	4213	147.299	147.349	147.525	147.410	147.263
Services.....		ID5	422	143.007	143.152	142.463	143.865	143.773
Trade services.....		ID5	4223	159.440	157.932	158.916	161.579	161.557
Transportation and warehousing services.....		ID5	4222	151.972	152.403	152.191	151.449	148.928
Transportation of passengers.....		ID5	42221	136.891	134.126	139.087	138.773	135.233
Transportation and warehousing of goods.....		ID5	42222	155.169	156.143	155.054	154.236	151.877
Services less trade, transportation, and warehousing.....		ID5	4221	139.292	139.582	138.670	140.152	140.306
Construction.....		ID5	423	142.462	142.751	143.362	144.436	146.922
Inputs to stage 4 construction producers.....		ID5	43	161.491	161.860	162.618	163.343	162.369
Goods.....		ID5	431	165.568	166.217	166.944	167.536	166.517
Energy.....		ID5	4312	155.492	159.542	159.910	165.062	154.476
Goods excluding foods and energy.....		ID5	4313	170.375	170.696	171.477	171.623	171.543
Services.....		ID5	432	150.986	150.658	151.492	152.544	151.688
Trade services.....		ID5	4323	167.969	167.181	170.014	173.673	172.630
Transportation and warehousing services.....		ID5	4322	154.219	152.867	150.834	147.265	144.533
Transportation of passengers.....		ID5	43221	143.252	140.347	145.559	145.229	141.509
Transportation and warehousing of goods.....		ID5	43222	155.302	153.980	151.762	148.096	145.373
Services less trade, transportation, and warehousing.....		ID5	4321	129.869	130.322	130.544	131.130	131.170
Stage 3 Intermediate Demand								
Stage 3 intermediate demand.....		ID5	3	148.959	148.743	148.083	148.237	147.092
Inputs to stage 3 goods producers.....		ID5	31	159.639	159.764	160.165	160.677	159.686
Goods.....		ID5	311	155.643	155.982	156.141	156.496	155.425
Foods.....		ID5	3111	177.610	175.727	177.480	177.956	173.795
Energy.....		ID5	3112	148.188	147.301	151.673	143.009	137.941
Goods excluding foods and energy.....		ID5	3113	151.052	152.424	151.660	152.498	152.952
Services.....		ID5	312	164.315	163.607	164.912	165.996	165.378
Trade services.....		ID5	3123	169.985	169.154	172.438	176.118	176.305
Transportation and warehousing services.....		ID5	3122	155.471	154.279	152.639	149.584	147.297
Transportation of passengers.....		ID5	31221	146.321	143.351	148.682	148.343	144.540
Transportation and warehousing of goods.....		ID5	31222	155.757	154.664	152.642	149.442	147.241
Services less trade, transportation, and warehousing.....		ID5	3121	131.612	132.276	132.796	133.462	133.594
Inputs to stage 3 services producers.....		ID5	32	140.013	139.563	138.122	138.014	136.761
Goods.....		ID5	321	137.721	135.451	131.638	126.940	121.220
Foods.....		ID5	3211	165.552	162.737	161.150	156.898	157.522
Energy.....		ID5	3212	144.649	140.816	134.751	127.139	118.081
Goods excluding foods and energy.....		ID5	3213	136.616	136.819	136.471	136.320	135.669
Services.....		ID5	322	140.496	140.515	139.673	140.758	140.633
Trade services.....		ID5	3223	189.845	190.225	188.057	193.602	193.969
Transportation and warehousing services.....		ID5	3222	163.488	163.753	162.383	161.308	160.239
Transportation of passengers.....		ID5	32221	104.464	104.354	104.552	104.539	104.398
Transportation and warehousing of goods.....		ID5	32222	163.995	164.261	162.884	161.803	160.729
Services less trade, transportation, and warehousing.....		ID5	3221	131.712	131.643	131.021	132.437	132.540
Construction.....		ID5	323	142.462	142.751	143.362	144.436	146.922
Inputs to stage 3 construction producers.....		ID5	33	139.498	138.895	139.311	139.571	138.828
Goods.....		ID5	331	135.161	135.223	134.901	134.533	134.287
Goods excluding foods and energy.....		ID5	3313	172.227	172.307	171.896	171.427	171.113
Services.....		ID5	332	163.157	161.679	163.031	164.078	162.642
Trade services.....		ID5	3323	167.628	165.994	167.542	168.652	167.024
Transportation and warehousing services.....		ID5	3322	115.819	115.475	114.368	114.123	113.989
Transportation and warehousing of goods.....		ID5	33222	122.251	121.888	120.720	120.461	120.320
Services less trade, transportation, and warehousing.....		ID5	3321	124.336	124.318	124.422	125.322	125.735
Stage 2								
Stage 2 intermediate demand.....		ID5	2	139.879	137.740	134.474	136.174	133.983
Inputs to stage 2 goods producers.....		ID5	21	133.108	128.265	123.328	125.513	121.680
Goods.....		ID5	211	132.591	126.036	119.543	121.881	116.535
Foods.....		ID5	2111	171.215	173.260	170.168	169.004	164.756
Energy.....		ID5	2112	106.472	95.473	84.957	88.920	81.561
Goods excluding foods and energy.....		ID5	2113	147.431	147.622	148.386	148.352	147.119
Services.....		ID5	212	148.110	148.352	147.961	149.881	150.551
Trade services.....		ID5	2123	165.027	163.522	163.971	169.139	171.339
Transportation and warehousing services.....		ID5	2122	167.624	168.390	167.697	166.477	166.371
Transportation of passengers.....		ID5	21221	137.752	135.079	139.876	139.572	136.149
Transportation and warehousing of goods.....		ID5	21222	169.393	170.326	169.366	168.099	168.154
Services less trade, transportation, and warehousing.....		ID5	2121	134.125	135.895	134.775	136.381	136.173
Construction.....		ID5	213	142.462	142.751	143.362	144.436	146.922

See footnotes at end of table.

Table 5. Producer price indexes for Final Demand-Intermediate Demand groupings, not seasonally adjusted — Continued

[May 2023, Index base Nov. 2009=100, unless otherwise indicated]

Title	Other index base	Commodity code		Unadjusted index ¹				
		Group code	Item code	Jan. 2023	Feb. 2023 ^P	Mar. 2023 ^P	Apr. 2023 ^P	May 2023 ^P
Inputs to stage 2 services producers.....		ID5	22	143.415	144.691	143.603	144.645	144.558
Goods.....		ID5	221	146.728	146.322	145.958	145.811	144.872
Foods.....		ID5	2211	128.344	126.451	123.751	122.340	120.647
Energy.....		ID5	2212	176.385	173.184	166.609	160.797	149.484
Goods excluding foods and energy.....		ID5	2213	145.337	145.135	145.210	145.452	145.204
Services.....		ID5	222	142.611	144.112	142.900	144.085	144.047
Trade services.....		ID5	2223	183.895	182.593	176.299	178.469	183.425
Transportation and warehousing services.....		ID5	2222	152.367	150.869	148.286	146.131	144.551
Transportation of passengers.....		ID5	22221	137.845	135.065	140.053	139.737	136.178
Transportation and warehousing of goods.....		ID5	22222	155.637	154.369	150.385	147.883	146.661
Services less trade, transportation, and warehousing.....		ID5	2221	140.812	142.675	141.794	143.188	143.031
Construction.....		ID5	223	142.462	142.751	143.362	144.436	146.922
Stage 1 Intermediate Demand								
Stage 1 intermediate demand.....		ID5	1	146.224	145.967	145.822	145.704	144.879
Inputs to stage 1 goods producers.....		ID5	11	148.905	148.724	148.271	148.018	146.760
Goods.....		ID5	111	148.504	148.496	147.421	146.316	144.713
Foods.....		ID5	1111	169.607	171.120	163.407	164.164	160.035
Energy.....		ID5	1112	141.289	138.264	138.930	127.887	121.389
Goods excluding foods and energy.....		ID5	1113	150.464	150.924	150.530	151.476	151.440
Services.....		ID5	112	153.839	153.156	154.486	156.679	156.383
Trade services.....		ID5	1123	169.534	167.753	170.216	174.041	173.763
Transportation and warehousing services.....		ID5	1122	157.351	158.121	156.492	155.936	156.850
Transportation of passengers.....		ID5	11221	137.403	134.611	139.620	139.302	135.728
Transportation and warehousing of goods.....		ID5	11222	160.503	162.149	158.890	158.281	160.300
Services less trade, transportation, and warehousing.....		ID5	1121	108.586	109.138	109.297	109.544	109.101
Construction.....		ID5	113	142.462	142.751	143.362	144.436	146.922
Inputs to stage 1 services producers.....		ID5	12	143.543	143.304	143.276	143.367	142.919
Goods.....		ID5	121	149.166	148.234	147.112	145.727	143.899
Foods.....		ID5	1211	223.778	187.329	199.008	204.983	150.432
Energy.....		ID5	1212	166.336	163.579	159.459	153.892	148.907
Goods excluding foods and energy.....		ID5	1213	148.732	148.854	148.998	149.461	149.385
Services.....		ID5	122	140.516	140.569	141.003	141.714	141.848
Trade services.....		ID5	1223	169.070	169.192	169.842	172.568	172.520
Transportation and warehousing services.....		ID5	1222	145.071	144.020	144.831	143.751	141.784
Transportation of passengers.....		ID5	12221	137.320	134.531	139.536	139.219	135.647
Transportation and warehousing of goods.....		ID5	12222	164.664	164.416	163.105	161.507	160.175
Services less trade, transportation, and warehousing.....		ID5	1221	135.428	135.630	135.984	136.743	137.192
Construction.....		ID5	123	142.462	142.751	143.362	144.436	146.922
Inputs to stage 1 construction producers.....		ID5	13	162.787	162.211	162.373	161.638	160.200
Goods.....		ID5	131	165.132	164.805	164.555	163.390	162.217
Energy.....		ID5	1312	159.878	156.100	149.712	140.691	130.468
Goods excluding foods and energy.....		ID5	1313	168.459	168.542	169.030	168.795	168.695
Services.....		ID5	132	158.071	156.880	158.052	158.368	156.271
Trade services.....		ID5	1323	164.334	163.078	165.523	167.311	165.293
Transportation and warehousing services.....		ID5	1322	128.570	127.532	125.391	121.839	119.506
Transportation and warehousing of goods.....		ID5	13222	132.989	131.915	129.701	126.026	123.614
Services less trade, transportation, and warehousing.....		ID5	1321	136.033	136.113	136.959	138.235	138.472
Intermediate Demand by Production Flow Special Groupings								
Total goods inputs to stage 4 intermediate demand.....	04/10	ID5	9411	144.502	144.494	144.368	144.155	143.815
Total services inputs to stage 4 intermediate demand.....	04/10	ID5	9412	146.586	146.522	146.511	147.824	147.644
Total construction inputs to stage 4 intermediate demand.....	04/10	ID5	9413	141.282	141.568	142.174	143.239	145.705
Total foods inputs to stage 4 intermediate demand.....	04/10	ID5	9414	150.297	149.177	147.888	148.048	146.507
Total energy goods inputs to stage 4 intermediate demand.....	04/10	ID5	9415	135.106	134.303	133.256	130.248	128.197
Total goods less foods and energy inputs to stage 4 intermediate demand.....	04/10	ID5	9416	146.121	146.412	146.613	146.799	146.916
Total goods inputs to stage 3 intermediate demand.....	04/10	ID5	9311	143.448	143.133	142.311	141.408	139.269
Total services inputs to stage 3 intermediate demand.....	04/10	ID5	9312	143.550	143.436	142.970	144.047	143.830
Total construction inputs to stage 3 intermediate demand.....	04/10	ID5	9313	141.282	141.568	142.174	143.239	145.705
Total foods inputs to stage 3 intermediate demand.....	04/10	ID5	9314	157.991	156.308	157.842	158.229	154.563
Total energy goods inputs to stage 3 intermediate demand.....	04/10	ID5	9315	142.404	139.083	134.682	127.060	118.768
Total goods less foods and energy inputs to stage 3 intermediate demand.....	04/10	ID5	9316	142.833	143.947	143.284	143.914	144.168
Total goods inputs to stage 2 intermediate demand.....	04/10	ID5	9211	127.594	121.966	116.396	118.374	113.724
Total services inputs to stage 2 intermediate demand.....	04/10	ID5	9212	144.385	145.593	144.572	145.934	146.063
Total construction inputs to stage 2 intermediate demand.....	04/10	ID5	9213	141.282	141.568	142.174	143.239	145.705
Total foods inputs to stage 2 intermediate demand.....	04/10	ID5	9214	171.675	173.669	170.562	169.386	165.151
Total energy goods inputs to stage 2 intermediate demand.....	04/10	ID5	9215	105.027	94.345	84.093	87.864	80.615
Total goods less foods and energy inputs to stage 2 intermediate demand.....	04/10	ID5	9216	138.557	138.651	139.219	139.248	138.302
Total goods inputs to stage 1 intermediate demand.....	04/10	ID5	9111	134.638	134.309	133.463	132.389	130.962

See footnotes at end of table.

Table 5. Producer price indexes for Final Demand-Intermediate Demand groupings, not seasonally adjusted — Continued

[May 2023, Index base Nov. 2009=100, unless otherwise indicated]

Title	Other index base	Commodity code		Unadjusted index ¹				
		Group code	Item code	Jan. 2023	Feb. 2023 ^p	Mar. 2023 ^p	Apr. 2023 ^p	May 2023 ^p
Total services inputs to stage 1 intermediate demand.....	04/10	ID5	9112	143.215	143.060	143.693	144.629	144.544
Total construction inputs to stage 1 intermediate demand.....	04/10	ID5	9117	141.282	141.568	142.174	143.239	145.705
Total foods inputs to stage 1 intermediate demand.....	04/10	ID5	9114	160.761	161.302	154.499	155.332	150.279
Total energy goods inputs to stage 1 intermediate demand.....	04/10	ID5	9115	150.159	147.305	145.026	137.197	131.344
Total goods less foods and energy inputs to stage 1 intermediate demand.....	04/10	ID5	9116	127.369	127.600	127.561	128.020	127.969

¹ All indexes are subject to revision for 4 months after their originally scheduled publication to incorporate late reports and corrections by survey respondents. In addition, seasonally adjusted indexes are subject to change for up to 5 years due to the recalculation of seasonal factors published each January.

² PPI defines Total finished as including only the personal consumption and private capital investment portions of final demand.

³ Trade indexes measure changes in margins received by wholesalers and retailers.

⁴ The PPI definition of foods does not include food and beverages for immediate consumption. PPI defines food and beverages for immediate consumption as the service of preparing meals, snacks, and beverages to customer order for immediate on-premises and off-premises consumption.

⁵ Distributive services include transportation, warehousing, and trade of goods.

⁶ Includes intermediate trade, transportation, and warehousing services.

⁷ Includes crude petroleum.

⁸ Excludes crude petroleum.

p Preliminary

"/" Data not available.

Table 6. Producer price index percentage changes for selected aggregate commodity and service groupings, not seasonally adjusted
 [May 2023]

Title	Commodity code		Unadjusted 12-month percent change ¹	Unadjusted 1-month percent change ¹				
	Group code	Item code		May 2022 to May 2023 ^P	Dec. to Jan.	Jan. to Feb. ^P	Feb. to Mar. ^P	Mar. to Apr. ^P
Goods								
All commodities.....	00	000000	-7.1	0.9	-0.6	-0.6	0.0	-1.2
Farm products, processed foods and feeds.....	PFF	PLUS02	-3.7	-1.3	-1.2	0.4	0.2	-1.5
Farm products.....	01	—	-11.2	-5.5	-1.7	-0.3	1.6	-4.5
Processed foods and feeds.....	02	—	0.0	0.8	-1.0	0.6	-0.5	0.0
Industrial commodities.....	IND	THRU15	-7.7	1.4	-0.5	-0.8	0.0	-1.2
Textile products and apparel.....	03	—	0.6	0.0	-0.3	-0.2	-0.1	-0.3
Hides, skins, leather, and related products.....	04	—	3.3	0.7	0.1	0.3	0.1	-0.1
Fuels and related products and power.....	05	—	-24.4	3.3	-2.5	-3.4	-0.7	-4.5
Chemicals and allied products.....	06	—	-5.7	0.6	0.4	-0.9	0.3	-0.8
Rubber and plastic products.....	07	—	0.6	-0.3	-0.4	-0.3	0.1	-0.6
Lumber and wood products.....	08	—	-15.9	-0.5	-0.1	-0.7	-0.4	-0.3
Pulp, paper, and allied products.....	09	—	1.1	0.2	0.0	-0.2	-0.1	-0.1
Metals and metal products.....	10	—	-7.9	0.9	0.6	1.0	0.6	0.4
Machinery and equipment.....	11	—	5.9	1.3	0.3	0.4	0.4	0.1
Furniture and household durables.....	12	—	5.2	0.0	0.5	0.1	0.0	0.4
Nonmetallic mineral products.....	13	—	9.3	2.4	0.9	0.4	-0.2	0.0
Transportation equipment.....	14	—	3.1	0.4	0.2	0.2	0.1	0.2
Miscellaneous products.....	15	—	6.3	1.1	0.5	0.2	0.0	1.1
Industrial commodities less fuels.....	ILF	T15M05	-0.6	0.7	0.3	0.1	0.2	0.0
Other commodity groupings								
Petroleum products, refined.....	05	7	-31.8	7.6	0.3	-2.3	0.7	-6.9
Industrial chemicals.....	06	1	-13.6	1.0	0.3	-2.9	0.6	-1.6
Rubber and rubber products.....	07	1	3.6	1.0	0.2	-0.1	0.1	-0.5
Lumber.....	08	1	-33.8	-0.4	1.2	-1.1	-1.0	0.1
Iron and steel.....	10	1	-16.8	0.3	2.8	2.9	1.7	1.7
Nonferrous metals.....	10	2	-7.3	3.2	-1.2	-0.2	-0.1	-0.4
General purpose machinery and equipment.....	11	4	8.6	1.3	0.3	0.7	1.0	0.6
Electrical machinery and equipment.....	11	7	3.7	0.9	0.0	0.1	0.0	-0.3
Electronic components and accessories.....	11	78	0.1	-0.6	0.1	0.1	-0.5	-1.2
Aircraft and aircraft equipment.....	14	2	4.7	0.6	0.8	0.5	0.4	0.4
Services and construction								
Transportation services.....	30	—	-4.4	0.4	-0.7	-0.2	-1.5	-1.4
Services related to transportation activities.....	31	—	-12.3	-0.7	-0.4	-1.9	-1.3	-0.5
Warehousing, storage, and related activities.....	32	—	12.0	2.8	2.9	-0.3	0.0	-3.8
Publishing sales, excluding software.....	33	—	4.5	1.4	0.6	0.5	0.4	0.0
Software publishing.....	34	—	1.8	1.6	1.1	0.0	-0.2	0.4
Network compensation from broadcast and cable television and radio.....	35	—	2.2	0.2	-0.8	1.1	0.0	0.3
Advertising space and time sales.....	36	—	-6.7	-1.9	-1.7	-0.4	0.7	0.0
Telecommunication, cable, and internet user services.....	37	—	5.0	1.3	0.1	0.7	0.1	-0.3
Data processing and related services.....	38	—	0.7	0.2	0.4	0.3	-0.1	0.1
Credit intermediation services (partial).....	39	—	32.6	5.4	3.2	-3.2	2.9	-0.9
Investment services.....	40	—	5.7	1.6	2.4	-1.5	1.2	0.6
Insurance and annuities.....	41	—	3.0	1.2	0.1	0.1	0.1	0.1
Commissions and fees from sales and administration of insurance policies (partial).....	42	—	1.0	0.7	0.0	0.0	0.0	0.1
Real estate services (partial).....	43	—	1.6	0.7	-2.5	-0.9	1.2	0.4
Rental and leasing of goods (partial).....	44	—	0.0	-1.4	0.5	1.5	-0.5	-0.9
Professional services (partial).....	45	—	4.3	2.1	0.7	0.1	0.2	0.0
Employment services.....	46	—	1.2	0.2	-0.3	0.7	0.5	0.1
Travel arrangement services.....	47	—	4.4	0.1	-0.8	-0.4	0.8	0.2
Selected security services (partial).....	48	—	9.4	1.1	0.1	0.3	0.1	2.1
Cleaning and building maintenance services (partial).....	49	—	2.2	0.7	-0.1	0.2	0.5	0.0
Waste collection and remediation services (partial).....	50	—	12.7	1.5	2.4	2.0	1.2	-0.2
Health care services.....	51	—	3.1	0.5	0.3	0.3	0.3	0.1
Accommodation services.....	53	—	6.9	-4.9	1.9	8.3	-0.9	-0.3
Food and beverages for immediate consumption services (partial).....	54	—	2.8	0.9	0.6	0.1	0.4	0.0
Repair and maintenance services (partial).....	55	—	6.2	0.8	0.5	0.9	0.7	0.1
Entertainment services (partial).....	56	—	4.1	2.1	0.7	0.3	-0.6	-0.6
Wholesale trade services.....	57	—	3.3	-0.3	-0.4	0.0	2.2	0.3
Retail trade services.....	58	—	0.5	-0.7	0.6	0.3	-0.7	0.6
Metal treatment services.....	59	—	5.4	2.5	0.0	0.1	0.7	0.4

See footnotes at end of table.

Table 6. Producer price index percentage changes for selected aggregate commodity and service groupings, not seasonally adjusted — Continued
 [May 2023]

Title	Commodity code		Unadjusted 12-month percent change ¹	Unadjusted 1-month percent change ¹				
	Group code	Item code		May 2022 to May 2023 ^p	Dec. to Jan.	Jan. to Feb. ^p	Feb. to Mar. ^p	Mar. to Apr. ^p
Mining services.....	60	—	5.1	0.5	0.5	1.1	-0.8	-0.4
Contract work on textile products, apparel, and leather.....	61	—	6.5	1.2	0.9	0.6	0.0	0.4
Construction (partial).....	80	—	9.4	1.8	0.0	0.2	-0.2	0.3

¹ All indexes are subject to revision for 4 months after their originally scheduled publication to incorporate late reports and corrections by survey respondents.

^p Preliminary

“—” Data not available.

NOTE: The term “(partial)” denotes incomplete coverage of the index category.

Table 7. Producer price index percentage changes for commodity and service groupings and individual items, not seasonally adjusted
 [May 2023]

Title	Commodity code		Unadjusted 12-month percent change ¹	Unadjusted 1-month percent change ¹				
	Group code	Item code		May 2022 to May 2023 ^P	Dec. to Jan.	Jan. to Feb. ^P	Feb. to Mar. ^P	Mar. to Apr. ^P
Goods								
All commodities.....	00	000000	-7.1	0.9	-0.6	-0.6	0.0	-1.2
Industrial commodities.....	IND	THRU15	-7.7	1.4	-0.5	-0.8	0.0	-1.2
Farm products, processed foods and feeds.....	PFF	PLUS02	-3.7	-1.3	-1.2	0.4	0.2	-1.5
Farm products.....	01	—	-11.2	-5.5	-1.7	-0.3	1.6	-4.5
Fruits & melons, fresh/dry vegs. & nuts.....	01	1	7.6	-16.9	-8.9	-4.6	15.6	-8.6
Fresh fruits and melons.....	01	11	0.9	5.8	-6.7	-3.2	2.4	-2.5
Citrus fruits.....	01	1101	3.1	4.0	-5.8	-3.1	4.3	7.4
Grapefruits.....	01	110101	9.9	-5.5	0.1	2.8	-0.2	-2.5
Lemons.....	01	110104	15.1	-3.4	-7.3	-0.2	9.6	7.1
Valencia oranges.....	01	110105	—	—	-19.9	-1.3	-1.4	—
Navel oranges.....	01	110106	-3.0	-0.8	-6.8	-5.0	7.6	17.3
Tangerines.....	01	110108	—	-28.0	29.0	-8.2	—	—
Tangelos.....	01	110110	—	—	—	—	—	—
Other fruits and berries.....	01	1102	0.7	6.5	-7.2	-3.4	2.8	-4.0
Avocados.....	01	110205	-54.4	1.2	—	—	—	-11.8
Kiwifruit.....	01	110206	—	-0.5	—	—	—	—
Granny Smith apples.....	01	110208	49.9	4.4	1.5	-5.8	4.5	-0.6
Golden delicious apples.....	01	110211	17.5	4.7	0.0	-2.5	0.0	-3.5
Red delicious apples.....	01	110215	29.1	5.3	3.9	-3.1	-6.0	-4.0
McIntosh apples.....	01	110216	15.4	-0.8	0.4	-1.8	14.5	0.0
Gala apples.....	01	110220	21.4	12.7	-1.2	-7.5	-5.1	-5.4
Pears.....	01	110221	13.7	4.6	2.0	-6.3	-8.7	3.3
Strawberries.....	01	110222	-20.0	15.0	-25.2	-6.7	18.7	-50.0
Blueberries.....	01	110227	-6.3	—	—	—	—	—
Grapes.....	01	110228	-6.9	0.0	4.5	1.0	0.0	0.0
Wine grapes.....	01	1102283	5.6	0.0	4.6	1.0	0.0	0.0
Juice grapes.....	01	1102284	40.4	0.0	0.0	0.0	0.0	0.0
Fuji apples.....	01	110229	29.0	-4.5	-3.0	-9.9	-4.7	-3.5
Empire apples.....	01	110230	-1.0	0.0	0.0	0.0	-5.8	0.0
Melons.....	01	1103	11.7	—	0.0	0.0	-8.5	-4.0
Cantaloupes.....	01	110301	—	—	0.0	0.0	—	—
Watermelons.....	01	110303	42.4	—	—	—	—	-4.0
Fresh and dry vegetables.....	01	13	22.7	-33.5	-13.7	-7.5	35.1	-15.8
Dry vegetables.....	01	1301	-17.5	0.4	0.8	-1.8	1.4	-1.7
Dry beans.....	01	13011	-14.5	0.6	1.5	-0.4	0.6	-0.2
Dry pinto beans.....	01	130110	-24.1	0.0	0.0	0.0	0.0	0.0
Dry great northern beans.....	01	130111	14.3	0.0	0.0	0.0	0.0	0.0
Dry pea beans.....	01	130113	-15.6	0.2	-0.2	-1.9	—	—
Dry kidney beans.....	01	130114	-3.0	-0.2	-0.2	0.0	1.3	0.0
Dry small red beans.....	01	130115	—	10.7	—	—	—	—
Dry garbanzo beans.....	01	130116	-1.5	0.0	8.0	0.0	2.7	-0.2
Dry black beans.....	01	130117	-9.4	3.0	1.5	-0.9	0.0	0.5
Dry peas and lentils.....	01	13012	-21.7	0.1	-0.2	-3.9	2.5	-3.9
Dry peas.....	01	130120	-31.5	-0.9	1.3	-6.1	3.2	-5.7
Dry lentils.....	01	130121	5.8	2.4	-3.5	1.1	0.9	0.0
Fresh vegetables, except potatoes.....	01	1302	8.5	-44.9	-21.4	-13.6	60.3	-25.9
Cabbage.....	01	130211	-27.3	28.9	-20.5	-21.5	-6.4	1.8
Carrots.....	01	130212	-1.0	2.2	3.8	0.1	-7.6	-1.6
Celery.....	01	130213	34.7	16.0	-69.2	2.1	-34.4	249.0
Sweet corn.....	01	130214	10.1	—	7.2	-65.7	45.0	7.0
Lettuce.....	01	130215	12.8	-69.7	-33.8	-16.7	191.3	-49.5
Dry onions.....	01	130216	-27.5	-4.4	-10.4	-6.8	-5.9	17.3
Tomatoes.....	01	130217	20.4	—	-23.5	-8.0	-29.7	122.4
Snap beans.....	01	130218	—	12.1	-25.1	—	—	—
Asparagus.....	01	130221	-9.6	—	—	—	—	—
Broccoli.....	01	130222	23.4	-41.1	-28.1	35.8	87.1	-70.3
Cauliflower.....	01	130223	-12.9	-73.2	149.3	-46.4	258.8	-76.0
Spinach.....	01	130224	28.1	—	—	—	—	—
Greens.....	01	130225	5.2	9.7	-3.0	1.5	-2.8	-0.6
Endive.....	01	130226	5.4	8.2	-3.1	-25.9	—	—
Green peppers.....	01	130228	8.0	23.1	-23.6	28.5	-33.9	28.0
Eggplant.....	01	130229	44.1	16.2	-13.9	—	—	22.5

See footnotes at end of table.

Table 7. Producer price index percentage changes for commodity and service groupings and individual items, not seasonally adjusted — Continued
 [May 2023]

Title	Commodity code		Unadjusted 12-month percent change ¹	Unadjusted 1-month percent change ¹				
	Group code	Item code		May 2022 to May 2023 ^P	Dec. to Jan.	Jan. to Feb. ^P	Feb. to Mar. ^P	Mar. to Apr. ^P
Squash.....	01	130231	-41.1	53.3	-42.7	37.6	-23.4	-64.3
Beets.....	01	130232	6.3	-24.0	8.2	27.6	-30.1	-1.1
Cucumbers.....	01	130234	-15.4	0.0	-	-	81.7	-16.2
Artichokes.....	01	130235	7.2	23.1	-28.6	-37.9	11.7	-11.5
Sweet potatoes.....	01	1303	-4.6	-1.3	0.0	0.0	0.0	-3.7
Sweet potatoes.....	01	130301	-4.6	-1.3	0.0	0.0	0.0	-3.7
Potatoes.....	01	1306	51.0	-2.2	-2.2	0.4	9.9	0.8
Round white potatoes.....	01	130602	-18.4	-	-	-	-	-27.7
Russet potatoes.....	01	130603	69.4	-2.4	-2.4	1.3	7.4	4.8
Round red potatoes.....	01	130604	-21.7	0.6	0.3	-6.4	-7.6	-2.6
Round yellow potatoes.....	01	130605	-	1.2	-	-	-	-
Tree nuts.....	01	19	-6.6	0.0	0.0	0.0	0.0	0.0
Tree nuts.....	01	1901	-6.6	0.0	0.0	0.0	0.0	0.0
Pecans.....	01	190101	0.0	0.0	0.0	0.0	0.0	0.0
Almonds.....	01	190102	0.0	0.0	0.0	0.0	0.0	0.0
Filberts.....	01	190103	0.0	0.0	0.0	0.0	0.0	0.0
Walnuts.....	01	190104	-27.9	0.0	0.0	0.0	0.0	0.0
Macadamias.....	01	190105	0.0	0.0	0.0	0.0	0.0	0.0
Pistachios.....	01	190106	-18.3	0.0	0.0	0.0	0.0	0.0
Grains.....	01	2	-20.0	-0.7	4.0	-8.1	5.2	-4.6
Wheat.....	01	21	-31.6	-3.6	5.9	-9.3	4.0	-3.3
Wheat.....	01	2101	-31.6	-3.6	5.9	-9.3	4.0	-3.3
Hard red winter wheat.....	01	210101	-26.5	-6.4	12.1	-10.5	6.4	-0.8
Hard red spring wheat.....	01	210102	-35.6	0.3	-4.8	-5.0	5.0	-7.7
Soft white wheat.....	01	210103	-36.2	-2.7	-1.1	-6.7	-1.3	-7.0
Soft red winter wheat.....	01	210104	-40.0	1.0	5.0	-12.5	-1.4	-4.7
Hard amber durum wheat.....	01	210105	-34.7	-0.8	-6.1	-2.7	-0.4	-5.3
Other grains.....	01	22	-18.1	-0.1	3.9	-8.3	5.4	-5.0
Barley.....	01	2201	-13.7	-1.1	2.1	0.3	-0.2	-1.1
Barley.....	01	220101	-13.7	-1.1	2.1	0.3	-0.2	-1.1
Corn.....	01	2202	-17.9	0.0	3.9	-8.4	5.5	-5.0
Corn.....	01	220205	-17.9	0.0	3.9	-8.4	5.5	-5.0
Oats.....	01	2203	-45.7	-2.4	-0.2	2.1	-9.9	3.5
Oats.....	01	220311	-45.7	-2.4	-0.2	2.1	-9.9	3.5
Sorghum.....	01	2205	-20.9	-1.0	3.5	-9.9	4.8	-7.7
Sorghum.....	01	220501	-20.9	-1.0	3.5	-9.9	4.8	-7.7
Rough rice.....	01	23	22.0	-4.5	0.1	1.8	4.5	-0.4
Rough rice.....	01	2301	22.0	-4.5	0.1	1.8	4.5	-0.4
Rough rice.....	01	230103	22.0	-4.5	0.1	1.8	4.5	-0.4
Long grain rough rice.....	01	2301031	19.3	-0.6	2.4	-0.6	0.6	-0.7
Medium/short grain rough rice.....	01	2301032	27.8	-11.5	-4.3	6.8	12.4	0.0
Livestock.....	01	3	10.8	-0.9	5.3	4.1	2.7	0.1
Slaughter cattle.....	01	31	22.3	1.8	3.6	3.5	7.9	-2.6
Slaughter steers and heifers.....	01	3101	22.4	1.1	1.6	2.5	9.2	-3.3
Slaughter steers and heifers.....	01	310199	22.4	1.1	1.6	2.5	9.2	-3.3
Slaughter cows and bulls.....	01	3102	22.5	5.6	14.4	8.1	3.2	0.6
Slaughter cows and bulls.....	01	310299	22.5	5.6	14.4	8.1	3.2	0.6
Slaughter vealers.....	01	3103	2.4	-0.8	-1.1	-0.3	-4.5	3.0
Slaughter vealers.....	01	310399	2.4	-0.8	-1.1	-0.3	-4.5	3.0
Slaughter hogs.....	01	32	-24.9	-10.6	6.6	2.9	-11.3	5.8
Slaughter barrows and gilts.....	01	3201	-23.4	-10.3	5.8	2.6	-10.5	7.1
Slaughter barrows and gilts.....	01	320199	-23.4	-10.3	5.8	2.6	-10.5	7.1
Slaughter sows.....	01	3202	-72.5	-21.3	43.9	14.1	-37.0	-48.8
Slaughter sows.....	01	320299	-72.5	-21.3	43.9	14.1	-37.0	-48.8
Slaughter lambs.....	01	33	-22.3	10.6	18.9	-2.8	13.1	-15.6
Slaughter lambs.....	01	3301	-22.3	10.6	18.9	-2.8	13.1	-15.6
Slaughter lambs.....	01	330199	-22.3	10.6	18.9	-2.8	13.1	-15.6
Feeder and replacement cattle.....	01	34	27.7	2.2	6.2	5.7	4.5	0.9
Feeder and replacement cattle.....	01	3401	27.7	2.2	6.2	5.7	4.5	0.9
Feeder and replacement cattle.....	01	340199	27.7	2.2	6.2	5.7	4.5	0.9
Slaughter poultry.....	01	4	-13.0	-1.9	-0.9	5.9	6.7	1.2

See footnotes at end of table.

Table 7. Producer price index percentage changes for commodity and service groupings and individual items, not seasonally adjusted — Continued
 [May 2023]

Title	Commodity code		Unadjusted 12-month percent change ¹	Unadjusted 1-month percent change ¹				
	Group code	Item code		May 2022 to May 2023 ^P	Dec. to Jan.	Jan. to Feb. ^P	Feb. to Mar. ^P	Mar. to Apr. ^P
Slaughter chickens.....	01	41	-18.1	-2.3	-0.1	7.5	8.3	1.9
Broilers and other meat type chickens.....	01	4102	-18.1	-2.3	-0.1	7.5	8.3	1.9
Slaughter chickens.....	01	410299	-18.1	-2.3	-0.1	7.5	8.3	1.9
Slaughter turkeys.....	01	42	16.0	-0.3	-4.5	-0.9	-1.0	-2.8
Slaughter turkeys.....	01	4201	16.0	-0.3	-4.5	-0.9	-1.0	-2.8
Slaughter turkeys.....	01	420199	16.0	-0.3	-4.5	-0.9	-1.0	-2.8
Slaughter ducks.....	01	43	9.7	0.0	0.6	0.0	0.7	-1.1
Slaughter ducks.....	01	4301	9.7	0.0	0.6	0.0	0.7	-1.1
Slaughter ducks.....	01	430199	9.7	0.0	0.6	0.0	0.7	-1.1
Raw cotton.....	01	5	-43.8	2.9	-2.4	-5.1	-0.3	-3.2
Raw cotton.....	01	51	-43.8	2.9	-2.4	-5.1	-0.3	-3.2
Raw cotton.....	01	5101	-43.8	2.9	-2.4	-5.1	-0.3	-3.2
Raw cotton.....	01	510101	-43.8	2.9	-2.4	-5.1	-0.3	-3.2
Upland cotton.....	01	5101011	-43.6	3.3	0.0	-5.3	1.4	-3.3
Pima cotton.....	01	5101012	-45.8	0.0	-24.1	-2.4	-20.0	-1.9
Raw milk.....	01	6	-21.3	-6.5	-6.5	-2.3	-1.9	3.8
Raw milk.....	01	61	-21.3	-6.5	-6.5	-2.3	-1.9	3.8
Raw milk.....	01	6101	-21.3	-6.5	-6.5	-2.3	-1.9	3.8
Raw milk.....	01	610102	-21.3	-6.5	-6.5	-2.3	-1.9	3.8
Chicken eggs.....	01	7	-73.7	-20.1	-36.1	37.6	-37.9	-62.5
Chicken eggs.....	01	71	-73.7	-20.1	-36.1	37.6	-37.9	-62.5
Eggs for fresh use.....	01	7107	-64.6	-12.7	-41.3	33.2	-35.8	-53.4
Eggs, jumbo.....	01	710701	-60.7	-10.9	-41.6	34.2	-33.7	-50.3
Eggs, extra large.....	01	710702	-61.1	-10.8	-42.2	33.3	-34.2	-51.6
Eggs, large.....	01	710703	-65.1	-12.2	-44.4	35.3	-35.3	-54.6
Eggs, medium.....	01	710704	-67.4	-18.3	-24.0	25.8	-40.1	-51.9
Eggs, small.....	01	710705	-61.8	-11.2	-16.7	3.3	-49.0	-39.4
Breaker stock and checks and undergrades.....	01	7108	-84.9	-31.0	-26.3	44.1	-40.7	-75.9
Breaker stock.....	01	710801	-84.6	-31.3	-26.1	44.1	-41.2	-75.3
Checks and undergrades.....	01	710802	-87.2	-28.9	-28.0	43.5	-37.4	-79.9
Hay, hayseeds, and oilseeds.....	01	8	-12.0	-1.8	4.3	-3.4	-2.1	-3.1
Hay and hayseeds.....	01	81	-12.3	-11.0	10.5	-5.0	-15.3	3.4
Hay and hayseeds.....	01	8101	-12.3	-11.0	10.5	-5.0	-15.3	3.4
Alfalfa hay.....	01	810101	-8.1	-1.8	16.4	-15.0	-8.5	2.3
All other hay.....	01	810102	-16.9	-21.1	2.4	10.6	-23.4	5.0
Oilseeds.....	01	83	-12.3	-0.1	3.2	-3.1	0.2	-4.1
Oilseeds.....	01	8301	-12.3	-0.1	3.2	-3.1	0.2	-4.1
Peanuts.....	01	830111	4.4	41.7	-19.2	-2.3	-3.6	1.8
Cottonseed.....	01	830121	-28.3	1.7	-2.4	-6.9	-1.9	-2.7
Soybeans.....	01	830131	-11.0	-1.4	4.5	-3.1	0.4	-4.4
Flaxseed.....	01	830151	-	-4.3	-9.0	-11.5	-	-
Sunflower.....	01	830161	-44.8	-3.9	-6.9	4.6	-5.8	-2.8
Canola.....	01	830171	-36.7	-0.1	-1.8	-8.9	0.9	-1.4
Miscellaneous oil crops.....	01	830181	7.0	5.8	-0.1	0.6	0.0	0.0
Processed foods and feeds.....	02	-	0.0	0.8	-1.0	0.6	-0.5	0.0
Cereal and bakery products.....	02	1	6.7	0.9	1.0	-0.2	-0.4	0.5
Bakery products.....	02	11	8.4	0.4	0.5	0.5	0.1	0.3
Bread (white, wheat, rye, etc.), including frozen.....	02	1102	9.0	-0.2	0.0	2.0	-0.7	-0.6
Bread (white, wheat, rye, etc.), including frozen.....	02	110201	9.0	-0.2	0.0	2.0	-0.7	-0.6
White pan bread.....	02	11020111	13.3	1.0	0.4	-0.2	-0.1	0.3
White hearth bread (French, Italian, etc.).....	02	11020112	6.7	0.6	0.9	0.0	0.0	0.2
Dark wheat breads (whole wheat, cracked wheat, multigrain, etc.).....	02	11020113	7.8	-0.4	-0.8	3.1	-1.7	1.6
Other variety breads (rye, unleavened, raisin, potato, self-rising, salt-free, canned, etc.).....	02	11020114	3.2	-2.7	-0.6	6.6	-1.3	-4.6
Rolls (bread-type), muffins, bagels, and croissants.....	02	1105	10.5	0.3	1.0	-0.7	1.1	-1.8
Rolls (bread-type), muffins, bagels, and croissants.....	02	110505	10.5	0.3	1.0	-0.7	1.1	-1.8
Rolls, hamburger and wiener.....	02	11050501	12.6	-0.2	-0.2	-2.7	2.5	-1.2
All other rolls, bread-type (incl. muffins, bagels, and croissants).....	02	11050502	8.0	0.9	2.1	1.2	-0.2	-2.4
Other sweet goods, excluding frozen.....	02	1107	14.0	3.0	0.8	0.4	0.4	1.7
Other sweet goods, excluding frozen.....	02	110703	14.0	3.0	0.8	0.4	0.4	1.7
Soft cakes, excluding frozen.....	02	1108	5.1	0.7	0.6	0.1	-0.5	3.3

See footnotes at end of table.

Table 7. Producer price index percentage changes for commodity and service groupings and individual items, not seasonally adjusted — Continued
 [May 2023]

Title	Commodity code		Unadjusted 12-month percent change ¹	Unadjusted 1-month percent change ¹				
	Group code	Item code		May 2022 to May 2023 ^P	Dec. to Jan.	Jan. to Feb. ^P	Feb. to Mar. ^P	Mar. to Apr. ^P
Soft cakes, excluding frozen.....	02	110803	5.1	0.7	0.6	0.1	-0.5	3.3
Cookies, crackers, and related products.....	02	1121	4.0	0.0	0.2	0.0	0.0	2.3
Cookies, wafers, and ice cream cones and cups (excluding frozen).....	02	112103	6.0	0.0	0.3	0.0	0.0	3.6
Crackers, biscuits, and related products.....	02	112104	0.7	0.0	0.0	0.0	0.0	0.0
Saltines and all other crackers, cracker meal and crumbs, and biscuits.....	02	1121042	0.7	0.0	0.0	0.0	0.0	0.0
Retail bakery products, excluding retail trade.....	02	1130	10.4	1.0	0.6	0.8	0.0	0.4
Retail bakery products, excluding retail trade.....	02	113001	10.4	1.0	0.6	0.8	0.0	0.4
Flour and flour base mixes and doughs.....	02	12	0.0	0.0	0.2	-1.9	0.1	0.5
Wheat flour.....	02	1203	-8.5	-0.9	0.7	-5.4	1.8	1.3
Wheat flour.....	02	120301	-8.5	-0.9	0.7	-5.4	1.8	1.3
Flour base mixes and doughs.....	02	1204	9.4	0.5	0.0	0.1	-0.9	0.1
Flour base mixes and doughs.....	02	120401	9.4	0.5	0.0	0.1	-0.9	0.1
Prepared flour mixes, including refrigerated and frozen doughs and batters, made in flour mills.....	02	1204011	12.6	1.1	-0.1	0.0	-0.8	0.5
Flour mixes, excluding cake mixes, made from purchased flour.....	02	1204013	9.0	0.4	0.0	0.1	-0.9	0.0
Milled rice and byproducts.....	02	13	17.0	3.3	0.7	0.4	-0.3	-0.8
Head rice.....	02	1301	17.5	4.3	0.3	0.1	-0.2	-1.0
Head rice.....	02	130106	17.5	4.3	0.3	0.1	-0.2	-1.0
Head rice not packaged with other ingredients.....	02	1301066	16.6	4.8	0.3	0.1	-0.3	-1.3
Milled rice (incl second heads, screenings, brewers, bran, sharps, rice flour, and byproducts).....	02	1302	15.5	2.1	1.1	0.7	-0.4	-0.5
Milled rice (incl second heads, screenings, brewers, bran, sharps, rice flour, and byproducts).....	02	130201	15.5	2.1	1.1	0.7	-0.4	-0.5
Cereal and pasta products.....	02	14	7.6	2.3	2.6	-0.3	-1.8	1.1
Dry macaroni, spaghetti, and egg noodle products, made from purchased flour.....	02	1402	8.5	8.9	1.3	0.0	-8.4	0.0
Dry macaroni, spaghetti, and egg noodle products, made from purchased flour.....	02	140203	8.5	8.9	1.3	0.0	-8.4	0.0
Dry macaroni, spaghetti, and egg noodle products, made from purchased flour.....	02	14020303	8.5	8.9	1.3	0.0	-8.4	0.0
Cereal and mill products, other than flour.....	02	1409	7.4	0.9	2.9	-0.3	-0.3	1.4
Manufactured starch, made by wet milling.....	02	140907	26.0	1.8	28.8	2.1	0.0	-4.4
Wheat mill products, corn mill products, and other grain mill products except flour.....	02	140908	1.2	-0.8	-3.3	-1.7	-0.8	0.2
Wheat mill products, except flour.....	02	1409081	20.0	-4.1	-4.7	0.9	-3.2	-0.3
Corn mill products.....	02	1409082	2.7	1.8	-4.2	-3.2	0.1	0.7
Other grain mill products.....	02	1409083	-10.7	-1.0	1.3	-2.2	0.9	-0.4
Breakfast cereal.....	02	140909	7.7	1.9	0.0	-0.2	0.0	4.5
Meats, poultry, and fish.....	02	2	-6.9	2.0	-1.8	2.6	-0.8	0.2
Meats.....	02	21	2.6	2.0	-1.7	3.4	-1.0	1.5
Beef and veal products, fresh or frozen.....	02	2101	11.3	6.5	-1.6	4.6	0.8	3.1
Beef, fresh/frozen variety meats, not canned or made into sausage, made in slaughtering plants.....	02	210126	13.7	6.2	-7.4	6.6	-0.9	3.0
Beef, fresh/frozen whole/half carcass, not canned or made into sausage, misp.....	02	210131	19.8	9.6	-0.4	1.0	5.1	-3.9
Beef, fresh/frozen, primal and subprimal cuts, made in slaughtering plants.....	02	210133	11.3	6.3	-1.2	4.9	0.6	4.0
Lamb/mutton, fresh or frozen, not canned or made into sausage, made in slaughtering plants.....	02	2103	53.0	-0.3	0.0	0.5	-1.4	0.0
Lamb/mutton, fresh or frozen, not canned or made into sausage, made in slaughtering plants.....	02	210321	53.0	-0.3	0.0	0.5	-1.4	0.0
Pork products, fresh, frozen, or processed, except sausage.....	02	2104	-9.9	-0.5	-4.6	3.0	-6.6	-0.5
Pork, fresh/frozen, unprocessed, all cuts, except sausage, made in slaughtering plants.....	02	210444	-17.5	3.1	-5.1	1.5	-12.3	-0.4
Pork, processed or cured, not canned or made into sausage.....	02	210447	-1.4	-4.2	-3.9	4.6	-0.6	-0.7
Pork, processed or cured, not canned or made into sausage, made in slaughtering plants.....	02	2104471	13.5	-3.0	-10.1	15.4	-0.5	-0.7
Pork, processed or cured, not canned or made into sausage, mfpc.....	02	2104472	-5.6	-4.5	-2.0	1.5	-0.6	-0.6
Pork, sweet-pickled, dry-cured, or dry salt, not canned or made into sausage, mfpc.....	02	21044721	-0.2	-0.1	0.1	-0.2	0.0	0.1
Smoked hams and picnics, excluding canned, made from purchased carcasses.....	02	21044722	11.5	-12.5	1.4	13.8	-0.4	-0.8
Smoked slab bacon, made from purchased carcasses.....	02	21044723	-27.3	-1.6	-0.2	-5.8	-8.0	2.9
Smoked sliced bacon, made from purchased carcasses.....	02	21044724	-18.6	-2.0	-4.2	-1.2	-0.3	-2.3
Other smoked pork, not canned or made into sausage, made from purchased carcasses.....	02	21044725	1.6	-1.0	0.0	-4.1	-0.3	4.0
Boiled ham, barbecue pork, and other cooked pork, excluding canned meats and sausage, mfpc.....	02	21044726	6.8	-4.2	-4.4	-3.5	0.8	0.2

See footnotes at end of table.

Table 7. Producer price index percentage changes for commodity and service groupings and individual items, not seasonally adjusted — Continued
 [May 2023]

Title	Commodity code		Unadjusted 12-month percent change ¹	Unadjusted 1-month percent change ¹				
	Group code	Item code		May 2022 to May 2023 ^P	Dec. to Jan.	Jan. to Feb. ^P	Feb. to Mar. ^P	Mar. to Apr. ^P
Other meats, fresh, frozen, or canned.....	02	2105	1.8	-1.1	0.6	2.2	0.8	0.8
Fresh/processed sausage, deli & cooked meats, etc.....	02	210503	-3.9	-1.5	-0.2	2.0	-0.3	-2.6
Fresh and processed sausage, deli, and cooked meats, made in slaughtering plants.....	02	2105031	-7.9	0.0	-1.4	-1.3	-0.6	-5.5
Fresh and processed sausage, deli, and cooked meats, mfpc.....	02	2105032	-3.7	-1.7	0.0	2.4	-0.3	-2.2
Fresh sausage (pork sausage, breakfast links, etc.), excluding canned, mfpc.....	02	21050321	-11.1	-3.0	0.5	6.0	-2.4	-5.9
Dry or semidry sausage (salami, cervelat, pepperoni, summer sausage, pork roll, etc), mfpc.....	02	21050322	-2.9	-1.1	-1.2	1.2	1.0	-1.1
Frankfurters, including wieners, excluding canned, made from purchased carcasses.....	02	21050323	2.5	-0.1	0.2	-0.5	0.4	1.6
Other sausage (smoked or cooked) & jellied goods & similar preparations, excluding canned, mfpc.....	02	21050324	1.4	-1.7	0.8	0.9	0.5	-1.1
Boxed meat (beef, pork, lamb, etc.), made from purchased carcasses...	02	210504	7.0	-2.9	1.5	0.2	2.6	1.2
Canned meats, excluding dog, cat, and baby food.....	02	210579	12.8	0.1	1.1	-0.1	0.8	1.3
Frozen ground meat patties and other processed, frozen, or cooked meats, mfpc.....	02	210586	2.5	-0.3	0.9	3.5	1.3	3.8
Processed poultry.....	02	22	-24.8	2.3	-2.5	1.3	-0.3	-1.9
Young chickens, including bulk, chilled, frozen, whole, and in parts.....	02	2203	-20.5	-1.9	0.1	2.8	1.7	0.9
Young chickens, including bulk, chilled, frozen, whole, and in parts.....	02	220333	-20.5	-1.9	0.1	2.8	1.7	0.9
Turkeys, including frozen, whole, and in parts.....	02	2206	-21.6	0.0	-2.2	-10.7	-6.8	-8.9
Turkeys, including frozen, whole, and in parts.....	02	220611	-21.6	0.0	-2.2	-10.7	-6.8	-8.9
Canned, cooked, smoked or prepared poultry.....	02	2208	-34.8	12.8	-7.8	6.7	-0.3	-3.5
Canned, cooked, smoked or prepared poultry.....	02	220811	-34.8	12.8	-7.8	6.7	-0.3	-3.5
Chicken hens and other poultry/small game.....	02	2209	8.3	0.2	0.1	0.0	0.0	-0.9
Other poultry/small game (duck, goose, rabbit, etc.).....	02	220911	9.9	0.5	0.3	0.1	0.0	-0.9
Unprocessed and prepared seafood.....	02	23	-2.3	0.9	-0.2	1.7	-1.0	-1.7
Unprocessed finfish.....	02	2301	-3.8	11.8	-12.9	14.7	-16.7	19.5
Haddock.....	02	230101	8.6	2.1	-31.1	7.3	-16.9	97.0
Halibut.....	02	230102	-46.2	-	-	38.8	-10.6	-41.8
Flounder.....	02	230131	0.5	16.0	-40.9	75.8	-18.2	15.3
Cod.....	02	230132	9.9	-20.6	-17.6	-6.1	10.6	29.7
Pollock.....	02	230133	17.3	-19.9	16.7	-3.5	15.1	33.8
Tuna.....	02	230136	3.1	59.6	-25.8	-	-	-1.0
Other finfish.....	02	230199	-15.2	30.9	-15.4	19.7	-34.4	25.0
Unprocessed shellfish.....	02	2305	0.2	-3.3	10.4	0.3	6.0	-16.7
Shrimp.....	02	230501	-31.4	-19.2	13.6	0.5	0.1	-4.7
Crabs.....	02	230502	19.3	-	-	-	-	-
Lobsters.....	02	230503	-0.8	1.9	42.5	0.5	20.7	-30.7
Clams.....	02	230504	-2.9	0.0	0.0	0.0	-0.3	0.3
Oysters.....	02	230505	8.8	0.0	0.0	0.0	0.0	0.0
Sea scallops.....	02	230506	-5.2	0.3	-8.4	0.0	-3.1	-3.2
Mussels.....	02	230507	18.2	0.0	0.0	0.0	0.0	0.0
Prepared fresh and frozen seafood.....	02	2306	-1.9	0.5	-1.0	0.7	-0.7	-0.7
Prepared fresh fish/seafood, inc. surimi/surimi-based products.....	02	230601	-3.7	-0.2	0.2	-0.7	-2.5	-0.3
Prepared frozen fish.....	02	230602	0.9	1.3	-2.0	0.0	0.7	0.3
Prepared frozen shellfish.....	02	230603	-17.1	-0.9	-2.7	-0.1	-2.1	-6.0
Other prepared fresh and frozen seafood.....	02	230604	22.1	0.9	1.8	6.8	0.2	0.6
Dairy products.....	02	3	-8.6	-1.8	-2.5	-1.7	-0.2	-0.8
Fluid milk products.....	02	31	-3.6	-1.3	-1.9	-2.1	0.1	1.5
Packaged fluid milk and related products.....	02	3103	-6.0	-0.8	-1.8	-3.5	0.3	1.4
Fluid whole milk.....	02	310301	-6.7	-0.7	-2.5	-4.4	1.3	1.6
Reduced fat and lowfat milk (1/2-2).....	02	310302	-5.6	-0.1	-1.3	-3.2	-0.1	2.4
Fat free or skim milk.....	02	310303	-4.2	0.0	0.9	-1.6	0.7	0.4
Other fluid milk related products, packaged, incl. cartons, bottles, cans, and dispenser cans.....	02	310304	-3.9	-2.3	-2.8	-3.4	-0.6	0.0
Cottage cheese.....	02	3104	-1.3	-0.2	0.5	-1.2	-0.4	-0.5
Cottage cheese.....	02	310401	-1.3	-0.2	0.5	-1.2	-0.4	-0.5
Other milk products.....	02	3105	4.4	1.1	-0.3	-0.8	0.0	2.7
Other milk products.....	02	310501	4.4	1.1	-0.3	-0.8	0.0	2.7
Yogurt, excluding frozen.....	02	3105011	6.1	0.1	-0.1	-0.1	0.2	3.7
Other packaged milk products.....	02	3105012	1.4	2.7	-0.5	-1.8	-0.2	1.0
Bulk fluid milk and cream.....	02	3106	-8.0	-5.9	-5.0	-0.4	-0.6	0.6
Bulk fluid milk and cream.....	02	310601	-8.0	-5.9	-5.0	-0.4	-0.6	0.6
Butter.....	02	32	-9.3	-12.6	-0.2	-2.1	-0.9	2.5
Butter.....	02	3201	-9.3	-12.6	-0.2	-2.1	-0.9	2.5

See footnotes at end of table.

Table 7. Producer price index percentage changes for commodity and service groupings and individual items, not seasonally adjusted — Continued
 [May 2023]

Title	Commodity code		Unadjusted 12-month percent change ¹ May 2022 to May 2023 ^P	Unadjusted 1-month percent change ¹				
	Group code	Item code		Dec. to Jan.	Jan. to Feb. ^P	Feb. to Mar. ^P	Mar. to Apr. ^P	Apr. to May ^P
Butter.....	02	320114	-9.3	-12.6	-0.2	-2.1	-0.9	2.5
Natural, processed, and imitation cheese.....	02	33	-10.1	-0.9	-3.4	-0.6	-0.2	-3.0
Natural cheese, except cottage cheese.....	02	3302	-9.9	-0.8	-3.0	-0.6	-0.3	-3.3
Natural cheese, except cottage cheese.....	02	330212	-9.9	-0.8	-3.0	-0.6	-0.3	-3.3
Natural cheese, except lowfat, shipped in consumer packages or containers (3 lbs or less).....	02	3302121	0.6	-0.2	-0.6	-0.6	-0.5	-0.4
Natural cheese, except lowfat, shipped in packages or containers (more than 3 lbs) or in bulk.....	02	3302122	-17.6	-1.7	-5.1	-0.4	0.0	-6.0
Lowfat natural cheese, except cottage cheese, shipped in consumer packages (3 lbs. or less).....	02	3302123	-0.5	0.4	-0.2	-0.1	0.1	-0.3
Lowfat natural cheese, except cottage cheese, shipped in packages (more than 3 lbs.) or in bulk.....	02	3302124	-20.5	-0.6	-6.3	-1.4	-0.7	-7.0
Processed cheese and related products.....	02	3303	-12.0	-1.3	-5.1	0.1	0.1	-1.9
Process cheese and related products.....	02	330312	-12.0	-1.3	-5.1	0.1	0.1	-1.9
Process cheese, shipped in consumer packages or containers (3 lbs. or less).....	02	3303121	-8.8	-2.8	-3.2	1.5	1.1	-2.7
All other process cheese and related products.....	02	3303122	-14.5	-0.1	-6.6	-1.0	-0.8	-1.2
Process cheese shipped in packages or containers (more than 3 lbs.) or in bulk.....	02	33031221	-9.1	-1.4	-2.6	-4.9	-5.8	5.2
Cheese food, spread, and other related products.....	02	33031225	-20.4	1.3	-10.4	3.2	4.2	-7.0
Cheese substitutes and imitations.....	02	3304	26.0	0.0	0.0	-5.5	0.0	0.0
Cheese substitutes and imitations.....	02	330401	26.0	0.0	0.0	-5.5	0.0	0.0
Raw liquid whey.....	02	3307	-30.3	-2.5	-9.9	-4.3	1.9	-1.2
Raw liquid whey.....	02	330701	-30.3	-2.5	-9.9	-4.3	1.9	-1.2
Ice cream and frozen desserts.....	02	34	6.4	-0.1	0.2	0.1	0.8	0.0
Ice cream and frozen desserts.....	02	3402	6.4	-0.1	0.2	0.1	0.8	0.0
Ice cream and frozen desserts.....	02	340201	6.4	-0.1	0.2	0.1	0.8	0.0
Ice cream, excl. lowfat and nonfat (incl. custards), shipped in bulk (containers 3 gal or more).....	02	3402011	0.6	-0.8	-0.1	1.1	0.0	-0.2
Ice cream, incl. custards (excl. lowfat and nonfat) shipped in sizes less than 3 gallons.....	02	3402012	7.9	-1.0	0.5	0.0	1.4	0.0
Ice cream, including custards (excluding lowfat and nonfat), novelty forms.....	02	3402013	6.9	0.3	-0.1	0.2	0.0	0.0
Ice cream, including custards, lowfat and nonfat.....	02	3402014	5.8	1.0	0.0	0.0	0.2	0.0
Frozen desserts containing fats other than butterfat (incl. soy, rice, almond, oats, etc.).....	02	3402016	-	4.2	-0.1	0.1	-0.1	0.3
Other frozen desserts (yogurt, sherbet, water ices, mellorine, frozen pudding, gelato, etc.).....	02	3402019	5.3	2.3	0.1	-0.2	0.8	-0.3
Dry, condensed, and evaporated milk products.....	02	35	-20.7	-2.4	-3.1	-4.3	-0.8	-1.7
Dry milk products, including feed grade.....	02	3502	-26.4	-2.8	-3.6	-5.4	0.1	-2.2
Dry milk products, including feed grade.....	02	350201	-26.4	-2.8	-3.6	-5.4	0.1	-2.2
Liquid milk products.....	02	3503	-11.1	-2.4	-2.3	-1.3	-4.4	-0.1
Consumer-type canned milk products.....	02	350301	2.7	1.1	-0.3	-0.5	0.1	-0.1
Bulk liquid milk products, including feed grade.....	02	350303	-39.0	-8.5	-6.3	-2.9	-13.9	-0.1
Ice cream mixes and related products.....	02	3505	-2.8	-0.1	-1.3	-1.3	-0.1	-0.6
Ice cream mixes and related products.....	02	350502	-2.8	-0.1	-1.3	-1.3	-0.1	-0.6
Processed fruits and vegetables.....	02	4	14.5	1.2	1.0	0.8	0.2	1.3
Canned fruits and juices.....	02	41	14.4	2.8	-0.4	2.1	0.4	0.9
Canned fruits, excluding baby foods.....	02	4101	11.2	-0.1	0.1	1.0	-0.4	2.2
Canned fruits, excluding baby foods.....	02	410105	11.2	-0.1	0.1	1.0	-0.4	2.2
Canned and fresh fruit juices, nectars, and concentrates.....	02	4102	16.5	4.7	-0.7	2.8	0.8	0.1
Canned and fresh fruit juices, nectars, and concentrates.....	02	410239	16.5	4.7	-0.7	2.8	0.8	0.1
Frozen fruits, juices and ades.....	02	42	3.5	-0.8	2.9	0.3	4.9	-3.0
Frozen fruits.....	02	4202	-16.8	-1.5	0.2	0.7	-1.1	-5.4
Frozen fruits.....	02	420209	-16.8	-1.5	0.2	0.7	-1.1	-5.4
Canned vegetables and juices.....	02	44	16.7	-0.8	0.5	1.5	-0.5	2.8
Canned vegetables and juices.....	02	4401	16.7	-0.8	0.5	1.5	-0.5	2.8
Canned vegetables.....	02	440102	18.3	-1.5	0.6	2.7	-1.2	0.5
Canned catsup and other tomato based sauces.....	02	440127	17.0	-0.2	0.4	0.6	-0.1	5.0
Frozen vegetables.....	02	45	18.4	0.9	2.6	0.1	0.3	0.4
Frozen potato products (French-fried, patties, puffs, etc.).....	02	4502	30.5	1.7	4.4	0.2	0.4	0.5
Frozen potato products (French-fried, patties, puffs, etc.).....	02	450202	30.5	1.7	4.4	0.2	0.4	0.5
Frozen vegetables, other than potato products.....	02	4505	4.1	0.0	0.3	0.0	0.2	0.4
Frozen vegetables, other than potato products.....	02	450509	4.1	0.0	0.3	0.0	0.2	0.4
Dried and dehydrated food.....	02	48	9.7	4.8	0.7	-1.7	-0.6	2.4

See footnotes at end of table.

Table 7. Producer price index percentage changes for commodity and service groupings and individual items, not seasonally adjusted — Continued
[May 2023]

Title	Commodity code		Unadjusted 12-month percent change ¹	Unadjusted 1-month percent change ¹				
	Group code	Item code		May 2022 to May 2023 ^P	Dec. to Jan.	Jan. to Feb. ^P	Feb. to Mar. ^P	Mar. to Apr. ^P
Dried and dehydrated food.....	02	4801	9.7	4.8	0.7	-1.7	-0.6	2.4
Dried and dehydrated food.....	02	480101	9.7	4.8	0.7	-1.7	-0.6	2.4
Soup mixes (including dried/dehydrated/freeze-dried) and bouillon....	02	48010101	8.4	5.0	0.0	-5.1	0.0	8.0
Dried and dehydrated fruits and vegetables, including freeze-dried. . .	02	48010102	10.1	3.4	1.0	-0.2	-0.9	0.8
Sugar and confectionery.....	02	5	9.1	0.4	3.2	0.5	0.3	0.8
Raw cane sugar and sugar cane mill products and byproducts.....	02	52	11.4	3.2	1.3	2.3	-0.2	-2.5
Raw cane sugar and sugarcane mill products and byproducts.....	02	5201	11.4	3.2	1.3	2.3	-0.2	-2.5
Raw cane sugar and sugarcane mill products and byproducts.....	02	520106	11.4	3.2	1.3	2.3	-0.2	-2.5
Refined sugar products and byproducts.....	02	53	11.6	0.5	2.4	0.4	0.1	1.3
Refined sugar products and byproducts.....	02	5307	11.6	0.5	2.4	0.4	0.1	1.3
Refined granulated cane sugar and byproducts.....	02	530701	6.8	0.6	1.9	0.4	-0.2	-0.1
Beet sugar.....	02	530702	16.5	0.4	3.0	0.3	0.4	2.8
Confectionery materials.....	02	54	20.8	3.6	10.0	0.9	0.9	2.5
Confectionery materials.....	02	5401	20.8	3.6	10.0	0.9	0.9	2.5
Corn sweeteners, made by wet milling.....	02	540107	22.1	3.5	17.2	0.3	0.0	3.4
Chocolate coatings, made from cacao beans.....	02	540108	-	3.0	-1.4	1.8	1.5	0.2
Other chocolate and cocoa products, made from cacao beans.....	02	540109	25.8	3.9	-1.1	2.1	2.8	0.9
Confectionery end products.....	02	55	5.4	-0.6	1.6	0.3	0.3	0.4
Candy and nuts.....	02	5503	4.8	-0.7	0.8	0.3	0.3	0.5
Chocolate and chocolate-type confectionery products.....	02	550301	7.8	0.1	2.1	0.1	0.2	0.2
Chocolate/chocolate-type confectionery prods, cacao beans.....	02	5503011	11.1	0.0	6.4	0.9	0.0	0.0
Chocolate/confectionery products, made from purchased chocolate, not retailed.....	02	5503014	7.2	0.1	1.3	0.0	0.2	0.2
Nonchocolate-type confectioneries.....	02	550302	8.9	0.5	0.8	1.2	0.1	0.0
Nuts and seeds (salted, roasted, cooked or blanched).....	02	550304	-2.7	-2.6	-0.6	-0.1	0.6	1.2
Nuts (salted, roasted, cooked, or blanched), sold in bulk.....	02	5503041	-6.1	-2.8	-0.5	-0.1	0.8	1.2
Canned nuts (salted, roasted, cooked, or blanched).....	02	5503042	-1.1	-0.7	-3.2	2.2	-3.1	2.6
All other packaged nuts, including all types of seeds (salted, roasted, cooked, or blanched).....	02	5503043	-1.5	-0.1	-0.6	-1.0	0.0	0.0
Other confectionery-type products.....	02	550305	11.5	0.0	0.0	0.9	0.0	0.0
Beverages and beverage materials.....	02	6	9.7	2.8	0.0	0.1	-0.3	1.5
Alcoholic beverages.....	02	61	4.2	0.4	0.4	0.3	0.1	0.6
Malt beverages.....	02	6101	2.6	0.7	0.4	-0.2	0.0	0.0
Bottled beer and ale.....	02	610101	3.6	1.2	-0.1	-0.4	0.0	0.0
Canned beer and ale.....	02	610103	2.2	0.6	0.7	-0.3	0.0	0.0
Beer and ale in barrels and kegs.....	02	610105	1.2	0.5	0.3	-0.1	0.0	-0.2
All other malt beverages and brewing products.....	02	610108	4.8	0.5	0.1	0.2	-0.3	0.1
Distilled and bottled liquor, excluding brandy.....	02	6102	3.9	0.0	0.8	1.2	-0.2	2.3
Distilled liquor, excluding brandy.....	02	610202	2.4	0.0	0.3	2.6	0.0	0.0
Distilled whiskey, all other distilled liquor, excluding brandy.....	02	6102022	4.1	0.0	0.3	2.6	0.0	0.0
Bottled liquor, excluding brandy.....	02	610204	5.4	0.0	1.2	0.0	-0.3	4.4
Bottled whiskey.....	02	6102041	5.4	0.0	0.7	0.0	0.0	6.6
Bottled gin, vodka, rum, cordials, cocktails, and similar compounds....	02	6102042	4.5	0.0	2.4	0.0	-0.8	1.4
Wines, brandy, and brandy spirits.....	02	6104	7.6	0.1	0.3	0.3	0.4	0.4
Wines, brandy, and brandy spirits.....	02	610441	7.6	0.1	0.3	0.3	0.4	0.4
Wines, white, red & rose grape, and other fruit, 14 percent or less alcohol.....	02	6104411	3.7	0.0	0.3	0.3	0.4	0.4
Wines, white grape, 14 percent or less alcohol content.....	02	61044111	6.2	-0.2	0.5	0.4	0.3	0.4
Wines, red grape, 14 percent or less alcohol content.....	02	61044112	1.3	0.2	0.1	0.2	0.5	0.5
Wines, rose grape & other fruits & berries, 14 percent or less alcohol.....	02	61044113	3.9	0.4	-0.3	0.2	0.0	0.0
Wines, dessert, effervescent, and wine coolers.....	02	6104412	3.8	1.8	0.0	0.4	0.3	0.2
Other wines, brandy, and brandy spirits.....	02	6104413	21.6	0.4	0.4	-0.3	0.4	0.4
Soft drinks.....	02	62	16.3	6.4	-0.8	0.0	-1.0	3.2
Soft drinks, non-carbonated and bottled water.....	02	6206	21.4	10.1	-3.8	0.3	-2.0	7.8
Bottled water, non-carb, processed or pasteurized.....	02	620608	12.3	1.0	0.7	1.2	-0.4	1.5
Soft drinks, non-carbonated.....	02	620609	26.5	15.3	-6.0	-0.2	-3.0	11.3
Soft drinks, non-carbonated, all other types.....	02	6206093	10.8	4.9	0.3	-0.2	0.1	-1.1
Soft drinks, non-carbonated, fruit drinks, cocktails, ades.....	02	6206094	36.9	21.3	-9.2	-0.2	-4.7	18.5
Soft drinks, bottle/can, carbonated, all types.....	02	6210	12.7	3.8	1.6	-0.2	-0.2	0.0
Soft drinks, bottle/can, carbonated, all types.....	02	621001	12.7	3.8	1.6	-0.2	-0.2	0.0
Packaged beverage materials.....	02	63	8.8	-0.1	0.8	-0.2	0.2	0.3
Coffee (whole bean, ground, & instant).....	02	6301	8.3	-0.3	-0.2	-0.4	0.4	0.2
Coffee, concentrated, including coffee substitutes.....	02	630103	0.2	0.0	0.0	0.0	0.0	0.0

See footnotes at end of table.

Table 7. Producer price index percentage changes for commodity and service groupings and individual items, not seasonally adjusted — Continued
[May 2023]

Title	Commodity code		Unadjusted 12-month percent change ¹	Unadjusted 1-month percent change ¹				
	Group code	Item code		May 2022 to May 2023 ^P	Dec. to Jan.	Jan. to Feb. ^P	Feb. to Mar. ^P	Mar. to Apr. ^P
Roasted coffee.....	02	630104	8.9	-0.3	-0.2	-0.4	0.4	0.3
Tea in consumer packages, exc. canned ice tea.....	02	6303	15.0	1.3	10.7	1.5	-1.3	0.6
Tea in consumer packages, exc. canned ice tea.....	02	630313	15.0	1.3	10.7	1.5	-1.3	0.6
Other beverage materials.....	02	64	12.1	2.5	0.9	0.0	0.8	-0.4
Other beverage materials.....	02	6401	12.1	2.5	0.9	0.0	0.8	-0.4
Malt and malt byproducts.....	02	640101	10.9	0.6	6.9	0.1	0.0	2.8
Liquid beverage bases, excluding use by soft drink bottlers.....	02	640109	4.3	0.3	0.0	0.0	2.8	-2.7
Fats and oils.....	02	7	-24.2	0.2	-6.1	-4.4	-5.1	-3.7
Shortening, cooking oil, and margarine.....	02	78	-19.3	-2.1	-2.4	-2.2	-0.8	-2.8
Shortening, cooking oil, and margarine.....	02	7801	-19.3	-2.1	-2.4	-2.2	-0.8	-2.8
Margarine, butter blends, and butter substitutes.....	02	780109	-	1.1	-0.7	-0.1	0.7	-
Shortening and cooking oils.....	02	780115	-23.3	-2.8	-2.7	-2.7	-1.1	-3.5
Other oilseed processing.....	02	7A	-22.6	0.8	-9.2	-5.5	-10.0	-2.1
Other oilseed processing.....	02	7A01	-22.6	0.8	-9.2	-5.5	-10.0	-2.1
Cotton linters.....	02	7A0104	13.3	-0.1	-0.9	-0.2	-4.2	-5.0
Cottonseed cake, meal, hulls, and other byproducts.....	02	7A0105	3.0	0.4	-2.0	-0.8	-0.4	-5.0
Cottonseed cake and meal.....	02	7A01051	11.2	0.7	-1.4	-0.4	-1.1	-4.3
Other crude and refined vegetable oils and other vegetable mill products.....	02	7A0106	-2.7	-0.5	0.4	0.1	0.5	-1.0
Other crude vegetable oils, including linseed, peanut, sunflower, safflower, etc.....	02	7A01061	-3.1	-1.1	-0.7	-1.6	1.7	-0.4
Other vegetable oil mill products, including all oil seed cake and meal.....	02	7A01063	-0.7	0.1	1.5	2.1	-0.5	-1.3
Corn oil, crude and refined.....	02	7B	-25.0	5.6	-6.6	-7.6	-2.8	-11.6
Corn oil, made by wet milling.....	02	7B01	-25.0	5.6	-6.6	-7.6	-2.8	-11.6
Corn oil, made by wet milling.....	02	7B0101	-25.0	5.6	-6.6	-7.6	-2.8	-11.6
Miscellaneous processed foods.....	02	8	4.8	-0.1	-2.5	1.4	0.5	-1.1
Canned jams, jellies, and preserves.....	02	81	2.1	1.6	0.1	0.1	-0.1	0.0
Canned jams, jellies, and preserves.....	02	8101	2.1	1.6	0.1	0.1	-0.1	0.0
Canned jams, jellies, and preserves.....	02	810102	2.1	1.6	0.1	0.1	-0.1	0.0
Pickles and other pickled products, including horseradish.....	02	82	4.7	0.0	0.2	0.0	0.0	0.0
Pickles and other pickled products.....	02	8201	4.7	0.0	0.2	0.0	0.0	0.0
Pickles and other pickled products, including horseradish.....	02	820106	4.7	0.0	0.2	0.0	0.0	0.0
Specialty canning.....	02	84	4.9	0.6	-0.3	1.1	1.1	0.0
Specialty canning.....	02	8401	4.9	0.6	-0.3	1.1	1.1	0.0
Canned dry beans.....	02	840102	15.7	0.1	-0.1	9.3	-0.2	0.0
Canned soups and stews, excluding frozen and seafood.....	02	840104	1.4	0.0	0.2	0.1	0.0	0.0
Canned baby foods and other canned specialties/nationality foods.....	02	840105	8.6	2.6	-1.6	0.0	4.8	0.0
Frozen specialty food.....	02	85	8.7	0.7	0.0	1.0	0.2	1.0
Frozen specialty food.....	02	8501	8.7	0.7	0.0	1.0	0.2	1.0
Frozen cakes, pies, and other pastries.....	02	850109	7.2	2.2	-0.2	3.0	0.1	-0.2
Frozen dinners (beef, pork, and poultry pies) and nationality foods, incl. frozen pizza.....	02	850111	10.0	0.5	0.1	-0.1	0.3	1.7
Other frozen specialties, incl. all whipped topping, waffles, soups, etc., excluding seafood.....	02	850113	6.0	-0.3	0.2	2.5	0.0	0.0
Prepared sauces, except tomato.....	02	86	11.8	0.0	1.8	0.0	2.3	0.0
Prepared sauces, excluding tomato-based sauces and sauces comprised of 20 percent or more meat.....	02	8601	11.8	0.0	1.8	0.0	2.3	0.0
Prepared sauces, excluding tomato-based sauces and sauces comprised of 20 percent or more meat.....	02	860103	11.8	0.0	1.8	0.0	2.3	0.0
Other miscellaneous processed foods.....	02	89	9.9	0.0	-1.5	0.9	0.0	2.1
Other miscellaneous processed foods.....	02	8901	9.9	0.0	-1.5	0.9	0.0	2.1
Mayonnaise, salad dressings, and sandwich spreads.....	02	890102	8.1	0.1	-0.1	1.5	0.0	-0.3
Dry mix food preparations.....	02	890148	5.4	0.0	0.5	0.0	-0.1	0.0
Perishable non-frozen prepared food, including tortillas.....	02	890149	10.4	-3.0	-6.7	-1.3	0.1	3.3
Perishable prepared foods.....	02	8901492	9.4	-3.5	-8.3	-1.8	0.0	4.1
Flavoring extracts, emulsions, liquid flavors, and food colorings.....	02	890151	2.0	0.0	1.8	0.0	0.1	0.0
Other flavoring agents, except chocolate syrup.....	02	890154	15.9	4.8	-3.3	4.8	0.0	0.0
Soft drink flavoring syrup, sold in bulk.....	02	89015411	7.7	7.6	0.0	0.0	0.0	0.0
Other flavoring agents (except chocolate syrups).....	02	89015412	6.5	2.5	0.1	-0.1	0.0	0.0
Table salt (evaporated), pepper (white and black), and other spices.....	02	890156	5.9	0.5	-0.1	0.1	0.0	0.0
Pepper and other spices in commercial sizes (1 lb or more).....	02	8901566	-0.3	-0.2	-0.2	0.0	0.0	0.0
Peanut butter.....	02	890158	2.3	0.6	0.8	0.5	0.1	0.2

See footnotes at end of table.

Table 7. Producer price index percentage changes for commodity and service groupings and individual items, not seasonally adjusted — Continued
[May 2023]

Title	Commodity code		Unadjusted 12-month percent change ¹	Unadjusted 1-month percent change ¹				
	Group code	Item code		May 2022 to May 2023 ^P	Dec. to Jan.	Jan. to Feb. ^P	Feb. to Mar. ^P	Mar. to Apr. ^P
Ice.....	02	890161	20.9	0.0	1.8	1.0	0.1	2.5
Dairy product substitutes.....	02	890162	5.2	1.0	0.0	0.0	0.0	0.0
Dry, condensed, and evaporated dairy product substitutes.....	02	8901621	3.5	—	-0.1	0.0	0.0	0.0
Liquid dairy product substitutes.....	02	8901622	6.9	1.9	0.0	0.0	0.0	0.0
Chips (potato, corn, etc.).....	02	890172	18.1	0.1	1.4	2.2	0.0	4.5
Potato chips and sticks, plain and flavored.....	02	8901721	19.5	0.0	1.8	0.3	0.0	6.9
Corn chips and related products.....	02	8901722	17.4	0.0	0.0	4.8	0.0	0.0
Other chips, sticks (hard pretzels, bacon rinds, popcorn (except candied), etc.).....	02	8901723	16.6	0.4	2.5	1.7	0.0	7.0
Vinegar and cider.....	02	890174	7.7	0.0	0.4	0.0	4.1	0.0
Other food preparations.....	02	890175	-3.5	—	0.8	-1.6	0.0	0.2
Prepared animal feeds.....	02	9	-0.2	0.3	-0.4	0.9	-1.3	-0.8
Soybean cake, meal, and other byproducts.....	02	92	1.8	2.3	2.3	-0.5	-2.4	-1.2
Soybean cake, meal, and byproducts.....	02	9201	1.8	2.3	2.3	-0.5	-2.4	-1.2
Soybean cake, meal, and byproducts.....	02	920112	1.8	2.3	2.3	-0.5	-2.4	-1.2
Soybean cake and meal.....	02	9201121	0.8	2.2	3.4	0.4	-2.6	-1.2
Other soybean products, including isolates and concentrates.....	02	9201122	20.4	2.5	-4.5	-6.7	-1.5	-1.0
Formula feeds.....	02	93	-5.1	0.1	0.5	-0.8	-1.1	-1.8
Formula feeds.....	02	9301	-5.1	0.1	0.5	-0.8	-1.1	-1.8
Chicken and turkey feed, supplements, concentrates, and premixes....	02	930102	-2.2	0.4	1.7	0.0	-0.6	-2.1
Dairy cattle feed, supplements, concentrates, and premixes.....	02	930110	-2.8	0.6	-1.4	-3.0	-2.0	-3.5
Swine feed, supplements, concentrates, and premixes.....	02	930115	-21.6	0.4	0.5	0.2	-0.5	-0.5
Beef cattle feed, supplements, concentrates, and premixes.....	02	930117	-4.3	-0.9	0.5	-1.4	-1.7	-1.1
Poultry, exc. chicken and turkey, and livestock, exc. cattle and swine, feed.....	02	930118	0.0	-0.5	-0.2	-0.3	-1.0	-0.3
Miscellaneous feedstuffs.....	02	94	2.8	-0.2	-1.7	2.4	-1.1	-0.2
Pet food.....	02	9402	14.3	0.2	0.1	5.8	0.0	0.0
Dog and cat food.....	02	940202	15.4	0.2	0.0	6.4	0.0	0.0
Dog food.....	02	9402021	14.0	0.2	0.1	5.2	0.0	0.0
Canned dog food.....	02	94020211	31.5	0.0	0.1	15.0	0.0	0.0
Dry and semi moist dog food.....	02	94020214	9.3	0.3	0.0	3.1	0.0	0.0
Cat food.....	02	9402022	18.7	0.1	0.0	9.4	0.0	0.0
Canned cat food.....	02	94020224	14.8	0.0	0.0	5.6	0.0	0.0
Dry and semi moist cat food.....	02	94020225	19.4	0.1	0.0	10.4	0.0	0.0
Pet (excluding dog and cat), laboratory, and fur animal feed.....	02	940203	2.6	0.1	0.7	-1.7	-0.1	-0.2
Miscellaneous feedstuffs other than pet food.....	02	9403	-9.6	-0.5	-3.4	-1.0	-2.1	-0.3
Meat meal and meat and bone meal.....	02	940301	21.9	2.0	0.8	3.0	5.0	7.6
Wet process corn byproducts.....	02	940317	-3.7	-0.1	3.6	4.1	-0.3	-5.9
Other animal feeds, including fertilizer byproducts and feather.....	02	940325	-3.4	-1.4	3.2	1.3	0.0	-1.6
Animal and marine feed and fertilizer byproducts, except meat and bone meal.....	02	9403252	0.8	-2.9	7.0	6.1	-0.8	-0.7
Other prepared animal feeds, including feeding materials and adjuncts.....	02	9403253	-5.7	-0.3	0.7	-1.9	0.6	-2.3
Miscellaneous byproducts of slaughtering plants.....	02	940333	-18.2	-1.2	-8.8	-4.6	-5.5	0.8
Distillers' dried grains (dark and light) and dried solubles.....	02	940334	—	1.8	-1.8	0.3	-0.4	-0.2
Textile products and apparel.....	03	—	0.6	0.0	-0.3	-0.2	-0.1	-0.3
Synthetic fibers.....	03	1	3.6	2.0	-0.9	-0.3	0.1	-1.3
Unprocessed filament yarns.....	03	15	3.6	2.0	-0.9	-0.3	0.1	-1.3
Noncellulosic and cellulosic organic fibers.....	03	1504	3.6	2.0	-0.9	-0.3	0.1	-1.3
Noncellulosic fibers.....	03	150401	3.5	2.4	-1.0	0.0	-0.4	-1.6
Noncellulosic organic fibers.....	03	1504014	-0.4	-0.5	-1.3	0.0	-0.5	-2.1
Polyester manufactured fibers.....	03	15040147	-1.9	-1.3	-4.1	-1.0	-0.8	-1.1
Other noncellulosic organic fibers, incl. polyamide, polyolefin, and producer-textured.....	03	15040149	1.0	0.0	0.2	0.5	-0.3	-2.5
Processed yarns and threads.....	03	2	-13.6	-3.0	-0.2	-0.2	-1.0	-1.0
Yarns.....	03	26	-13.9	-3.1	-0.2	-0.2	-1.0	-1.0
Spun cotton yarns.....	03	2601	-19.4	-5.3	-1.3	-0.2	0.0	-0.2
Spun cotton yarns.....	03	260115	-19.4	-5.3	-1.3	-0.2	0.0	-0.2
Spun synthetic yarns.....	03	2603	-23.7	-2.5	-0.5	0.9	0.0	0.0
Spun synthetic yarns.....	03	260304	-23.7	-2.5	-0.5	0.9	0.0	0.0
Textured and twisted yarns.....	03	2604	-6.1	-1.7	0.8	-0.5	-2.1	-1.7
Textured and twisted yarns.....	03	260405	-6.1	-1.7	0.8	-0.5	-2.1	-1.7
Other spun noncellulosic and natural fiber (excluding cotton and wool) yarns.....	03	2607	-12.0	-3.9	-1.1	0.0	0.5	-1.3

See footnotes at end of table.

Table 7. Producer price index percentage changes for commodity and service groupings and individual items, not seasonally adjusted — Continued
 [May 2023]

Title	Commodity code		Unadjusted 12-month percent change ¹	Unadjusted 1-month percent change ¹				
	Group code	Item code		May 2022 to May 2023 ^P	Dec. to Jan.	Jan. to Feb. ^P	Feb. to Mar. ^P	Mar. to Apr. ^P
Other spun noncellulosic and natural fiber (excluding cotton and wool) yarns.....	03	260701	-12.0	-3.9	-1.1	0.0	0.5	-1.3
Greige fabrics.....	03	3	1.5	-0.3	-1.2	0.9	0.6	-0.3
Greige broadwoven fabrics.....	03	37	5.6	0.1	-0.5	1.3	1.3	0.4
Greige manmade, silk, and other natural fiber (exc cotton/wool) broadwoven fabrics.....	03	3703	2.4	0.7	-0.3	0.3	0.0	-0.2
Greige manmade, silk, and other natural fiber (exc cotton/wool) broadwoven fabrics.....	03	370304	2.4	0.7	-0.3	0.3	0.0	-0.2
Greige knit fabrics.....	03	38	5.4	0.1	-0.2	0.1	0.0	-0.8
Weft (circular) knit fabrics, greige goods (excluding hosiery).....	03	3803	1.5	0.0	0.0	0.0	0.0	-1.1
Weft (circular) knit fabrics, greige goods (excluding hosiery).....	03	380301	1.5	0.0	0.0	0.0	0.0	-1.1
Warp knit fabrics, greige goods (excluding hosiery).....	03	3804	11.4	0.2	-0.3	0.2	0.0	-0.6
Warp knit fabrics, greige goods (excluding hosiery).....	03	380401	11.4	0.2	-0.3	0.2	0.0	-0.6
Tire cord and tire fabric.....	03	39	-10.0	-1.8	-3.7	0.0	-1.3	-2.2
Tire cord and tire fabrics.....	03	3901	-10.0	-1.8	-3.7	0.0	-1.3	-2.2
Tire cord and tire fabrics.....	03	390101	-10.0	-1.8	-3.7	0.0	-1.3	-2.2
Finished fabrics.....	03	4	1.4	0.0	0.3	0.0	-0.1	-0.2
Finished broadwoven fabrics.....	03	42	-4.7	-1.8	0.5	0.3	0.1	-1.4
Finished cotton broadwoven fabrics.....	03	4201	14.2	2.6	1.6	0.2	-1.3	-0.3
Finished cotton broadwoven fabrics.....	03	420104	14.2	2.6	1.6	0.2	-1.3	-0.3
Finished manmade, silk, and other natural fiber (exc. cotton and wool) broadwoven fabrics.....	03	4203	-11.3	-4.1	-0.1	0.4	1.0	-2.0
Finished manmade, silk, and other natural fiber (exc. cotton and wool) broadwoven fabrics.....	03	420306	-11.3	-4.1	-0.1	0.4	1.0	-2.0
Finished manmade, silk, & natural fiber (exc cotton/wool) broadwoven, finished in weaving mills.....	03	4203061	2.9	0.1	-0.1	0.1	0.0	0.2
Finished manmade fiber, silk and other natural fiber broadwoven fabrics, finishing mill.....	03	4203062	-18.1	-6.4	0.0	0.6	1.5	-3.2
Woven and braided narrow fabrics.....	03	44	6.5	1.2	-0.1	0.1	-0.9	0.0
Woven and braided narrow fabrics.....	03	4402	6.5	1.2	-0.1	0.1	-0.9	0.0
Woven narrow fabrics (12 inches or less in width).....	03	440204	4.7	1.5	0.0	0.2	-1.1	0.0
Braided narrow fabrics (12 inches or less in width).....	03	440205	8.5	-0.4	-0.7	-0.2	0.0	0.0
Nonwoven fabrics and felts.....	03	45	-0.6	0.1	0.2	-0.4	-0.3	-0.2
Nonwoven fabrics and felts.....	03	4503	-0.6	0.1	0.2	-0.4	-0.3	-0.2
Nonwoven fabrics.....	03	450321	-0.7	0.1	0.1	-0.6	-0.1	-0.1
Pressed, punched, or needled felts, excluding hats.....	03	450333	1.6	-0.3	1.2	2.7	-2.7	-1.9
Coated fabrics, not rubberized.....	03	46	5.7	0.9	1.3	0.7	-0.3	-0.2
Coated fabrics, not rubberized.....	03	4601	5.7	0.9	1.3	0.7	-0.3	-0.2
Vinyl coated fabrics, including expanded vinyl coated.....	03	460102	1.1	0.2	-0.3	0.0	0.0	-0.5
Coated or laminated fabrics and coated yarns, incl. impregnated fabrics.....	03	460103	7.5	1.1	1.9	0.9	-0.3	-0.1
Screen printed textile materials, embroideries, and lace goods.....	03	47	3.4	0.3	0.0	0.0	0.1	0.2
Screen printed textile and apparel materials and embroideries.....	03	4701	3.4	0.3	0.0	0.0	0.1	0.2
Embroideries (excluding Schiffli machine products) and embroidery contractors.....	03	470103	3.4	0.6	0.3	0.0	0.1	0.0
Screen printing on garments, apparel accessories, and other fabric articles, excluding labels.....	03	470108	3.5	0.2	0.0	0.0	0.1	0.2
Knit fabrics, finished in knitting mills.....	03	48	10.4	1.1	0.1	0.4	0.2	0.0
Weft (circular) knit fabrics, knit and finished in the same establishment (excluding hosiery).....	03	4801	7.3	0.0	-0.1	0.0	0.7	-0.6
Weft (circular) knit fabrics, knit and finished in the same establishment (excluding hosiery).....	03	480101	7.3	0.0	-0.1	0.0	0.7	-0.6
Warp knit goods, knit and finished in the same establishment.....	03	4802	13.9	2.4	0.2	0.8	-0.5	0.6
Warp knit goods, knit and finished in the same establishment.....	03	480201	13.9	2.4	0.2	0.8	-0.5	0.6
Warp knit fabrics, knit and finished in same establishment.....	03	4802011	13.6	2.5	0.2	0.8	-0.6	0.7
Apparel & other fabricated textile prods.....	03	8	4.6	0.8	-0.1	0.1	0.0	0.4
Apparel.....	03	81	2.5	0.6	-0.5	0.0	0.0	1.0
Miscellaneous apparel and accessories.....	03	8104	3.8	1.7	0.1	0.0	0.1	0.1
Men's and boys' fabric, straw, and felt hats, made from purchased materials.....	03	810414	4.5	0.0	0.0	0.0	0.0	0.0
Hat bodies and fabric caps, made from purchased materials.....	03	810416	6.8	3.1	0.0	0.0	0.0	1.7
Gloves and mittens, made from purchased materials.....	03	810424	6.7	1.9	0.0	0.0	0.7	0.0
Leather and sheep-lined apparel, made from purchased materials.....	03	810428	7.8	1.3	0.0	0.2	0.4	0.0
Apparel and accessories, n.e.c.....	03	810441	3.3	2.1	0.1	0.0	0.0	0.0

See footnotes at end of table.

Table 7. Producer price index percentage changes for commodity and service groupings and individual items, not seasonally adjusted — Continued
[May 2023]

Title	Commodity code		Unadjusted 12-month percent change ¹	Unadjusted 1-month percent change ¹				
	Group code	Item code		May 2022 to May 2023 ^P	Dec. to Jan.	Jan. to Feb. ^P	Feb. to Mar. ^P	Mar. to Apr. ^P
Fabricated apparel accessories.....	03	8104412	3.6	0.0	0.0	0.0	0.0	0.0
All other apparel accessories, made from purchased materials.....	03	81044125	3.1	0.0	0.0	0.0	0.0	0.0
Women's, girls', and infants' cut and sew apparel.....	03	8106	-1.5	0.0	-1.6	0.0	0.0	0.1
Women's and girls' blouses and shirts, made from purchased fabrics. . .	03	810603	-	0.0	0.0	0.0	0.0	0.0
Women's and girls' dresses, made from purchased fabrics.....	03	810611	-4.2	0.0	-4.2	0.0	0.0	0.1
Women's and girls' lingerie and nightwear, made from purchased fabrics.....	03	810647	-	-	0.0	0.0	0.0	1.1
Women's and girls' other outerwear, made from purchased fabrics. . . .	03	810661	-	0.0	0.1	0.0	0.0	0.0
Men's and boys' cut and sew apparel.....	03	8107	8.1	0.1	0.2	0.2	0.0	4.3
Men's and boys' pants, except work pants, made from purchased fabrics.....	03	810703	-	0.0	0.0	0.0	0.0	0.0
Men's and boys' work clothing, made from purchased fabrics.	03	810713	-	0.0	0.7	0.0	0.0	2.2
Men's and boys' shirts, except work shirts, made from purchased fabrics.....	03	810723	-	0.0	0.0	0.0	0.0	0.0
Men's and boys' suits, coats, and overcoats, made from purchased fabrics.....	03	810735	18.2	0.0	0.0	0.4	0.0	10.0
Men's and boys' other outerwear, made from purchased fabrics.....	03	810744	-	1.0	0.2	0.0	-0.1	0.0
Men's and boys' nightwear, robes, and underwear, made from purchased fabrics.....	03	810761	0.0	0.0	0.0	0.0	0.0	0.0
Apparel made in knitting mills.....	03	8108	3.0	1.0	0.0	0.0	0.0	0.0
Knit outerwear, underwear, and nightwear, made in knitting mills. . . .	03	810808	6.5	4.4	0.0	0.0	0.0	0.0
Hosiery and socks.....	03	810831	1.9	-0.2	0.0	0.0	0.0	0.0
Textile house furnishings.....	03	82	2.8	0.1	0.0	0.2	-0.1	0.0
Textile house furnishings.....	03	8203	2.8	0.1	0.0	0.2	-0.1	0.0
Curtains and draperies, made from purchased materials.....	03	820304	6.9	0.0	0.0	0.0	0.0	0.0
Other textiles, including towels and bed textiles.....	03	820312	1.7	0.1	0.0	0.2	-0.1	0.0
Fabricated textile products, made in weaving mills.....	03	8203121	-5.7	0.9	0.0	-0.7	-3.0	-0.4
Other household textile products.....	03	8203122	2.2	0.0	-0.1	0.3	0.2	0.0
Bedspreads, made from purchased materials.....	03	82031221	0.0	0.0	0.0	0.0	0.0	0.0
Sheets and pillowcases, made from purchased materials.	03	82031223	0.0	0.0	0.0	0.0	0.0	0.0
Other household furnishings, made from purchased materials.....	03	82031226	2.7	0.0	-0.1	0.4	0.2	0.0
Industrial and other fabricated products.....	03	83	7.5	1.1	0.3	0.2	0.0	0.0
Industrial and other fabricated products.....	03	8303	7.5	1.1	0.3	0.2	0.0	0.0
Rope, cordage, and twine.....	03	830321	5.5	4.7	0.8	-0.1	0.1	0.1
All other textile bags.....	03	830334	5.1	5.0	0.0	0.0	0.0	0.0
Canvas and related products.....	03	830345	4.6	0.0	0.0	0.0	0.1	0.0
All other fabricated textile products, excluding trimming and findings. . . .	03	830351	10.6	1.2	0.7	0.1	0.0	0.0
All other miscellaneous fabricated textile products.....	03	8303516	11.4	1.8	1.0	0.1	0.0	0.0
Trimming and findings, excluding automobile and apparel.	03	830361	9.1	7.0	0.0	7.9	0.0	0.0
Miscellaneous textile products/services.....	03	9	0.8	-3.4	-2.4	-3.6	0.1	0.0
Miscellaneous textile products/services.....	03	94	0.8	-3.4	-2.4	-3.6	0.1	0.0
Miscellaneous textile products/services.....	03	9401	0.8	-3.4	-2.4	-3.6	0.1	0.0
Textile and fabric finishing, except broadwoven.	03	940103	1.5	-4.0	-5.9	0.3	0.3	0.0
Hides, skins, leather, and related products.....	04	-	3.3	0.7	0.1	0.3	0.1	-0.1
Hides and skins, incl. cattle.....	04	1	-4.6	-0.8	-0.1	1.3	-0.5	0.0
Hides and skins, incl. cattle.....	04	19	-4.6	-0.8	-0.1	1.3	-0.5	0.0
Hides, skins, and pelts, made in slaughtering plants.....	04	1901	-4.6	-0.8	-0.1	1.3	-0.5	0.0
Hides, skins, and pelts, made in slaughtering plants.....	04	190108	-4.6	-0.8	-0.1	1.3	-0.5	0.0
Leather.....	04	2	3.8	1.2	-0.7	0.8	0.0	-0.3
Finished and unfinished leather.	04	27	3.8	1.2	-0.7	0.8	0.0	-0.3
Finished and unfinished leather.....	04	2701	3.8	1.2	-0.7	0.8	0.0	-0.3
Finished and unfinished leather.....	04	270102	3.8	1.2	-0.7	0.8	0.0	-0.3
Footwear.....	04	3	8.5	0.0	0.8	-0.2	0.6	0.0
Men's nonathletic footwear.....	04	31	11.9	0.0	1.2	-0.4	0.7	0.0
Men's footwear (size 6 and larger), excluding athletic.	04	3105	11.9	0.0	1.2	-0.4	0.7	0.0
Men's footwear (size 6 and larger), excluding athletic.....	04	310501	11.9	0.0	1.2	-0.4	0.7	0.0
Women's nonathletic footwear.....	04	32	2.7	0.0	0.0	0.0	0.5	0.0
Women's footwear (size 4 and larger), excluding athletic.....	04	3205	2.7	0.0	0.0	0.0	0.5	0.0
Women's footwear (size 4 and larger), excluding athletic.....	04	320501	2.7	0.0	0.0	0.0	0.5	0.0
Other footwear including slippers.....	04	39	-	0.0	0.0	0.0	0.0	0.0
Other footwear, excluding rubber and plastic soled footwear.....	04	3901	-	0.0	0.0	0.0	0.0	0.0
Other footwear, excluding rubber and plastic soled footwear.....	04	390104	-	0.0	0.0	0.0	0.0	0.0

See footnotes at end of table.

Table 7. Producer price index percentage changes for commodity and service groupings and individual items, not seasonally adjusted — Continued
[May 2023]

Title	Commodity code		Unadjusted 12-month percent change ¹	Unadjusted 1-month percent change ¹				
	Group code	Item code		May 2022 to May 2023 ^P	Dec. to Jan.	Jan. to Feb. ^P	Feb. to Mar. ^P	Mar. to Apr. ^P
Other leather and related products.....	04	4	3.2	1.7	0.0	0.0	0.0	0.0
Luggage and small leather goods.....	04	41	1.6	1.2	0.0	0.1	0.0	0.0
Luggage and small leather goods.....	04	4101	1.6	1.2	0.0	0.1	0.0	0.0
Luggage (including suitcases, travel bags, backpacks, and other types).....	04	410112	2.6	2.3	0.0	0.0	0.0	0.0
Women's and children's handbags and purses.....	04	410128	0.5	0.0	0.1	0.1	0.0	0.0
Personal leather goods (excluding women's handbags and purses).....	04	410132	1.6	0.2	0.0	0.3	0.4	0.3
Leather and leather-like goods, n.e.c.....	04	45	5.1	2.4	0.0	0.0	0.0	0.0
Leather and leather-like goods, n.e.c.....	04	4501	5.1	2.4	0.0	0.0	0.0	0.0
All other leather goods.....	04	450101	5.2	2.6	0.0	0.0	0.0	0.0
Boot and shoe cut stock and findings.....	04	4501011	4.5	0.0	0.0	0.1	0.0	0.0
All other miscellaneous leather goods.....	04	4501014	5.2	2.9	0.0	0.0	0.0	0.0
Leather belts, made from purchased materials.....	04	450111	3.6	0.0	0.0	0.0	0.0	0.0
Fuels and related products and power.....	05	—	-24.4	3.3	-2.5	-3.4	-0.7	-4.5
Coal.....	05	1	7.4	2.8	0.8	-4.0	4.2	1.6
Coal.....	05	13	7.4	2.8	0.8	-4.0	4.2	1.6
Coal.....	05	1301	7.4	2.8	0.8	-4.0	4.2	1.6
Unprepared bituminous coal and lignite (utility sold).....	05	130101	29.5	0.6	-0.9	-0.6	-1.4	3.0
Unprepared bituminous coal and lignite from surface mine (utility sold).....	05	1301011	21.3	-0.5	-3.2	-3.2	0.6	0.6
Unprepared bituminous coal and lignite from underground mine (utility sold).....	05	1301012	—	2.2	2.3	2.9	-3.8	6.0
Prepared bituminous coal and lignite (utility sold).....	05	130102	6.4	4.0	1.5	-5.2	6.1	1.9
Prepared bituminous coal & lignite, from surface mine (utility sold).....	05	1301021	9.5	1.5	12.1	-11.7	6.3	1.9
Prepared bituminous coal & lignite, from underground mine (utility sold).....	05	1301022	-0.9	5.3	-3.5	-1.7	6.1	1.9
Coal exports.....	05	130103	—	-0.5	-0.2	-3.0	-0.4	0.0
Coal non-utility sold (including anthracite).....	05	130104	28.9	0.2	-0.9	0.8	3.3	-1.1
Gas fuels.....	05	3	-69.9	-13.5	-29.0	-20.6	-13.2	-8.0
Natural gas.....	05	31	-75.4	-17.6	-38.7	-25.5	-18.4	-2.0
Natural gas.....	05	3101	-75.4	-17.6	-38.7	-25.5	-18.4	-2.0
Natural gas.....	05	310105	-75.4	-17.6	-38.7	-25.5	-18.4	-2.0
Natural gas from the wellhead.....	05	3101051	-75.5	-23.9	-34.0	-24.2	-17.6	-0.6
Natural gas from processing facilities.....	05	3101052	-75.1	17.1	-55.2	-32.1	-22.9	-11.0
Liquefied petroleum gas.....	05	32	-60.0	2.0	1.4	-11.4	-5.1	-16.1
Liquefied petroleum gas.....	05	3201	-60.0	2.0	1.4	-11.4	-5.1	-16.1
Isopentane and natural gasoline.....	05	320102	-35.6	16.9	-5.2	-5.8	3.5	-9.3
Propane.....	05	320104	-50.8	28.2	-2.2	-3.8	4.1	-22.2
Butane.....	05	320105	-54.2	24.4	13.9	-27.0	2.6	-25.5
Plant condensate, ethane, gas mixtures, and other natural gas liquids.....	05	320108	-67.3	-10.3	1.4	-10.9	-11.8	-13.8
Electric power.....	05	4	8.8	4.9	-0.3	-0.9	-1.6	1.8
Residential electric power.....	05	41	8.2	3.4	0.5	-0.6	-0.8	1.2
Residential electric power.....	05	4121	8.2	3.4	0.5	-0.6	-0.8	1.2
Residential electric power.....	05	412101	8.2	3.4	0.5	-0.6	-0.8	1.2
Residential electric power, New England.....	05	4121011	25.9	14.2	0.0	0.0	-3.0	0.0
Residential electric power, Middle Atlantic.....	05	4121012	10.6	0.5	0.2	-3.6	-1.2	2.0
Residential electric power, East North Central.....	05	4121013	11.4	4.7	0.0	4.1	-0.3	-0.1
Residential electric power, West North Central.....	05	4121014	2.2	0.6	-0.3	0.1	0.5	-1.1
Residential electric power, South Atlantic.....	05	4121015	7.9	3.5	0.9	-0.8	-0.2	0.5
Residential electric power, East South Central.....	05	4121016	9.5	4.0	2.9	-3.2	-2.7	1.6
Residential electric power, West South Central.....	05	4121017	1.5	-0.2	1.1	-3.8	-2.3	4.5
Residential electric power, Mountain.....	05	4121018	6.8	1.7	-0.2	1.1	0.7	4.0
Residential electric power, Pacific.....	05	4121019	6.6	5.5	0.0	1.2	-0.1	0.0
Commercial electric power.....	05	42	10.2	4.8	-0.1	-0.9	-1.9	2.3
Commercial electric power.....	05	4221	10.2	4.8	-0.1	-0.9	-1.9	2.3
Commercial electric power.....	05	422101	10.2	4.8	-0.1	-0.9	-1.9	2.3
Commercial electric power, New England.....	05	4221011	20.6	12.5	0.0	0.0	-1.7	-0.2
Commercial electric power, Middle Atlantic.....	05	4221012	4.0	3.9	-1.6	-7.0	-5.8	2.0
Commercial electric power, East North Central.....	05	4221013	6.8	7.1	-2.2	3.1	-0.6	-0.1
Commercial electric power, West North Central.....	05	4221014	1.5	1.7	-1.0	-0.3	1.0	-2.5
Commercial electric power, South Atlantic.....	05	4221015	8.5	4.2	0.4	0.1	-1.4	0.1
Commercial electric power, East South Central.....	05	4221016	4.5	2.8	2.6	-1.9	-4.3	-1.0
Commercial electric power, West South Central.....	05	4221017	3.7	-1.1	2.3	-4.4	-3.2	1.7

See footnotes at end of table.

Table 7. Producer price index percentage changes for commodity and service groupings and individual items, not seasonally adjusted — Continued
 [May 2023]

Title	Commodity code		Unadjusted 12-month percent change ¹	Unadjusted 1-month percent change ¹				
	Group code	Item code		May 2022 to May 2023 ^P	Dec. to Jan.	Jan. to Feb. ^P	Feb. to Mar. ^P	Mar. to Apr. ^P
Commercial electric power, Mountain.....	05	4221018	9.5	2.6	-0.4	1.8	1.4	2.6
Commercial electric power, Pacific.....	05	4221019	24.0	8.7	-0.1	2.1	-0.6	10.0
Industrial electric power.....	05	43	7.8	8.9	-3.0	-1.5	-3.1	2.1
Industrial electric power.....	05	4321	7.8	8.9	-3.0	-1.5	-3.1	2.1
Industrial electric power.....	05	432101	7.8	8.9	-3.0	-1.5	-3.1	2.1
Industrial electric power, New England.....	05	4321011	15.6	-7.9	-1.7	-12.2	-23.2	-0.5
Industrial electric power, Middle Atlantic.....	05	4321012	-2.2	4.2	-3.5	-4.8	-7.6	0.0
Industrial electric power, East North Central.....	05	4321013	5.4	9.4	-2.4	21.0	-0.1	0.2
Industrial electric power, West North Central.....	05	4321014	2.0	3.0	-5.2	1.8	-2.7	4.4
Industrial electric power, South Atlantic.....	05	4321015	6.8	2.1	0.5	-0.5	-1.3	0.4
Industrial electric power, East South Central.....	05	4321016	0.1	2.9	8.4	-7.0	-3.4	-3.6
Industrial electric power, West South Central.....	05	4321017	9.6	-0.3	1.3	-3.4	-2.8	1.2
Industrial electric power, Mountain.....	05	4321018	1.1	59.4	-20.5	-22.6	-1.2	9.4
Industrial electric power, Pacific.....	05	4321019	19.1	9.1	-0.1	0.7	-0.9	6.1
Transportation electric power.....	05	46	-3.5	5.7	0.0	-0.1	-0.1	0.0
Transportation electric power.....	05	4621	-3.5	5.7	0.0	-0.1	-0.1	0.0
Transportation electric power.....	05	462111	-3.5	5.7	0.0	-0.1	-0.1	0.0
Utility natural gas.....	05	5	-15.6	7.2	-7.6	-7.6	-6.2	-4.6
Residential natural gas.....	05	51	-7.2	10.7	-9.4	-7.7	-4.7	-2.8
Residential natural gas.....	05	5121	-7.2	10.7	-9.4	-7.7	-4.7	-2.8
Residential natural gas.....	05	512101	-7.2	10.7	-9.4	-7.7	-4.7	-2.8
Residential natural gas, New England.....	05	5121011	-2.9	-0.4	-1.7	-1.6	-0.4	-18.1
Residential natural gas, Middle Atlantic.....	05	5121012	3.2	4.2	-0.4	-6.1	-0.7	-0.6
Residential natural gas, East North Central.....	05	5121013	-23.0	-1.9	-4.4	-5.4	-12.1	-3.4
Residential natural gas, West North Central.....	05	5121014	-9.2	0.7	-5.8	-8.4	-2.9	-2.3
Residential natural gas, South Atlantic.....	05	5121015	-6.0	3.0	-5.4	-9.8	-0.9	1.8
Residential natural gas, East South Central.....	05	5121016	-22.2	-0.7	-0.8	-9.2	-2.2	-3.0
Residential natural gas, West South Central.....	05	5121017	-13.0	0.3	-2.6	-9.5	-5.7	-5.3
Residential natural gas, Mountain.....	05	5121018	23.7	4.5	1.0	3.1	0.8	-3.8
Residential natural gas, Pacific.....	05	5121019	-7.5	60.1	-32.3	-17.1	-8.6	-0.8
Commercial natural gas.....	05	52	-16.1	12.4	-12.6	-10.6	-8.2	-6.5
Commercial natural gas.....	05	5221	-16.1	12.4	-12.6	-10.6	-8.2	-6.5
Commercial natural gas.....	05	522101	-16.1	12.4	-12.6	-10.6	-8.2	-6.5
Commercial natural gas, New England.....	05	5221011	-15.3	-0.1	-5.4	-2.7	-0.9	-26.3
Commercial natural gas, Middle Atlantic.....	05	5221012	-6.7	-1.3	-1.0	-6.0	-3.9	-2.7
Commercial natural gas, East North Central.....	05	5221013	-28.4	-2.9	-4.6	-6.1	-16.0	-6.4
Commercial natural gas, West North Central.....	05	5221014	-19.9	-1.0	-4.2	-13.1	-4.9	-6.1
Commercial natural gas, South Atlantic.....	05	5221015	-19.1	0.7	-7.4	-15.3	-0.6	0.6
Commercial natural gas, East South Central.....	05	5221016	-16.8	-3.5	-1.2	-6.2	-0.3	-8.8
Commercial natural gas, West South Central.....	05	5221017	-24.1	0.4	-3.4	-10.1	-12.3	-4.9
Commercial natural gas, Mountain.....	05	5221018	32.1	4.9	1.3	3.5	1.9	-5.6
Commercial natural gas, Pacific.....	05	5221019	-22.7	87.6	-40.3	-27.4	-21.4	-5.2
Industrial natural gas.....	05	53	-19.7	2.2	-8.3	-9.8	-8.5	-4.9
Industrial natural gas.....	05	5321	-19.7	2.2	-8.3	-9.8	-8.5	-4.9
Industrial natural gas.....	05	532101	-19.7	2.2	-8.3	-9.8	-8.5	-4.9
Industrial natural gas, New England.....	05	5321011	-16.7	0.1	-5.0	-3.5	-0.8	-28.7
Industrial natural gas, Middle Atlantic.....	05	5321012	-9.9	-8.8	-2.3	-14.1	-6.8	-1.4
Industrial natural gas, East North Central.....	05	5321013	-42.2	-1.8	-9.4	-7.8	-26.6	-11.8
Industrial natural gas, West North Central.....	05	5321014	-5.1	1.3	-4.5	-10.4	-8.0	0.0
Industrial natural gas, South Atlantic.....	05	5321015	-10.5	3.5	-8.3	-8.0	-3.9	0.0
Industrial natural gas, East South Central.....	05	5321016	-21.0	-8.9	-2.9	-16.3	-6.0	-3.8
Industrial natural gas, West South Central.....	05	5321017	-38.5	-2.7	-14.4	-9.6	-8.6	-5.9
Industrial natural gas, Mountain.....	05	5321018	27.6	6.0	2.5	5.0	0.9	3.4
Industrial natural gas, Pacific.....	05	5321019	28.4	26.2	-5.2	-12.4	2.9	-2.6
Natural gas to electric power.....	05	54	-23.4	1.2	-2.7	-5.7	-7.1	-6.1
Natural gas to electric power.....	05	5421	-23.4	1.2	-2.7	-5.7	-7.1	-6.1
Natural gas to electric power.....	05	542101	-23.4	1.2	-2.7	-5.7	-7.1	-6.1
Crude petroleum (domestic production).....	05	6	-30.8	-1.2	3.3	-7.1	12.1	-10.2
Crude petroleum (domestic production).....	05	61	-30.8	-1.2	3.3	-7.1	12.1	-10.2
Crude petroleum (domestic production).....	05	6101	-30.8	-1.2	3.3	-7.1	12.1	-10.2
Crude petroleum (domestic production).....	05	610102	-30.8	-1.2	3.3	-7.1	12.1	-10.2
Petroleum products, refined.....	05	7	-31.8	7.6	0.3	-2.3	0.7	-6.9

See footnotes at end of table.

Table 7. Producer price index percentage changes for commodity and service groupings and individual items, not seasonally adjusted — Continued
[May 2023]

Title	Commodity code		Unadjusted 12-month percent change ¹	Unadjusted 1-month percent change ¹				
	Group code	Item code		May 2022 to May 2023 ^P	Dec. to Jan.	Jan. to Feb. ^P	Feb. to Mar. ^P	Mar. to Apr. ^P
Gasoline.....	05	71	-28.5	12.0	5.2	1.0	7.9	-7.5
Unleaded premium gasoline.....	05	7103	-25.4	10.1	4.3	1.4	7.9	-4.6
Unleaded premium gasoline.....	05	710304	-25.4	10.1	4.3	1.4	7.9	-4.6
Unleaded regular gasoline.....	05	7104	-29.2	12.7	5.3	0.8	8.1	-8.2
Unleaded regular gasoline.....	05	710404	-29.2	12.7	5.3	0.8	8.1	-8.2
Unleaded mid-premium gasoline.....	05	7105	-27.1	12.2	6.9	-1.5	10.4	-8.8
Unleaded mid-premium gasoline.....	05	710504	-27.1	12.2	6.9	-1.5	10.4	-8.8
Kerosene and jet fuels.....	05	72	-45.8	13.6	-5.2	-6.3	-12.7	-12.4
Kerosene.....	05	7202	-42.7	7.2	-3.4	-9.8	-3.5	-10.5
Kerosene.....	05	720201	-42.7	7.2	-3.4	-9.8	-3.5	-10.5
Jet fuel.....	05	7203	-46.0	14.0	-5.3	-6.1	-13.2	-12.5
Jet fuel.....	05	720301	-46.0	14.0	-5.3	-6.1	-13.2	-12.5
Light fuel oils.....	05	73	-38.6	6.9	-3.5	-6.5	-4.8	-6.5
Home heating oil and distillates.....	05	7302	-43.4	2.2	-10.4	-2.3	-5.6	-11.4
Home heating oil and distillates.....	05	730201	-43.4	2.2	-10.4	-2.3	-5.6	-11.4
No. 2 diesel fuel.....	05	7303	-38.3	7.2	-3.0	-6.7	-4.8	-6.2
No. 2 diesel fuel.....	05	730302	-38.3	7.2	-3.0	-6.7	-4.8	-6.2
Residual fuels (heavy fuel oils, incl. #5, #6, & other residual fuels).....	05	74	-31.6	-17.4	-5.4	13.2	-1.0	11.3
Residual fuels (heavy fuel oils, incl. #5, #6, & other residual fuels).....	05	7407	-31.6	-17.4	-5.4	13.2	-1.0	11.3
Residual fuels (heavy fuel oils, incl. #5, #6, & other residual fuels).....	05	740703	-31.6	-17.4	-5.4	13.2	-1.0	11.3
Finished lubricants.....	05	76	14.1	-0.5	0.3	0.1	-0.9	0.1
Lubricating and similar oils.....	05	7604	13.3	-0.6	-1.0	0.1	-1.1	0.1
Lubricating and similar oils not from petroleum refineries.....	05	760401	13.3	-0.6	-1.0	0.1	-1.1	0.1
Lubricating oil base stocks.....	05	78	-23.7	-21.4	3.3	-3.0	3.7	-12.7
Lubricating oil base stocks.....	05	7801	-23.7	-21.4	3.3	-3.0	3.7	-12.7
Lubricating oil base stocks.....	05	780121	-23.7	-21.4	3.3	-3.0	3.7	-12.7
Asphalt and other petroleum and coal products, n.e.c.....	05	8	-39.3	-9.3	-1.5	14.8	-22.1	-11.4
Asphalt and other petroleum and coal products, n.e.c.....	05	81	-39.3	-9.3	-1.5	14.8	-22.1	-11.4
Asphalt.....	05	8102	-27.2	9.0	4.0	2.0	16.5	9.0
Asphalt.....	05	810212	-27.2	9.0	4.0	2.0	16.5	9.0
Other petroleum and coal products, including coke oven products, n.e.c.....	05	8103	-32.7	-11.7	-2.4	17.0	-28.0	-16.5
Other petroleum and coal products, including coke oven products, n.e.c.....	05	810319	-32.7	-11.7	-2.4	17.0	-28.0	-16.5
Other petroleum and coal products, made in coke oven establishments.....	05	8103191	2.2	0.1	-1.0	-0.3	-0.2	-1.3
Chemicals and allied products.....	06	-	-5.7	0.6	0.4	-0.9	0.3	-0.8
Industrial chemicals.....	06	1	-13.6	1.0	0.3	-2.9	0.6	-1.6
Basic inorganic chemicals.....	06	13	6.0	2.0	-0.2	-0.4	-1.6	-1.2
Inorganic chemicals, other than alkalis and chlorine.....	06	1302	2.4	1.4	0.9	-0.5	-0.5	-0.6
Aluminum compounds.....	06	130209	6.9	-4.2	12.3	0.0	-0.2	-1.1
Inorganic acids, inc. hydrochloric, sulfuric acid, and other.....	06	13020T	-24.1	-0.1	1.2	0.6	3.2	-1.7
Sulfuric acid.....	06	13020T1	-33.3	-0.4	1.3	-0.2	7.9	0.0
Lime.....	06	130213	34.4	13.8	0.4	0.3	0.1	1.1
Potassium and sodium compounds, excluding bleaches, alkalis, and alum.....	06	130217	19.8	0.7	2.1	1.3	0.0	-5.2
Rock salt.....	06	130271	-	0.1	0.0	0.0	0.0	-
Other inorganic chemicals, nec.....	06	130283	4.1	1.7	0.8	-0.8	-0.7	0.1
All other inorganic chemicals.....	06	1302833	3.2	2.3	1.5	-1.0	-0.2	0.1
Alkalis and chlorine, including natural sodium carbonate and sulfate.....	06	1303	11.6	3.3	-2.6	-0.3	-4.0	-2.7
Chlorine, sodium hydroxide, and other alkalis.....	06	130302	10.4	1.4	-2.9	-0.2	-4.8	-3.0
Sodium hydroxide (caustic soda).....	06	1303024	1.2	2.0	-4.3	-0.2	-6.7	-4.3
Other alkalis.....	06	1303028	20.9	0.1	-0.1	-0.3	-1.1	-0.6
Basic organic chemicals.....	06	14	-16.7	0.8	0.4	-3.5	1.1	-1.7
Primary basic organic chemicals.....	06	1401	-35.2	2.2	4.9	-9.9	2.3	-5.3
Aromatics.....	06	140197	-25.5	-0.2	13.0	3.1	-3.6	2.0
Liquid refinery gases.....	06	140198	-38.3	2.9	2.7	-14.1	4.5	-7.9
Cyclic intermediate chemicals and dyes.....	06	1402	0.0	-0.4	0.9	0.0	-0.6	0.4
Cyclic intermediate chemicals.....	06	140281	0.2	-0.2	0.8	0.1	-0.5	0.3
Synthetic organic dyes.....	06	140282	0.0	-1.8	1.1	-0.7	-1.6	0.8
Other basic organics.....	06	1403	-4.9	0.1	-1.9	-0.2	0.6	-0.1
Ethanol (ethyl alcohol).....	06	140341	-9.7	-3.3	-1.7	-1.3	6.0	1.7
Other basic organics, n.e.c.....	06	140399	-3.6	1.3	-2.0	0.2	-1.2	-0.8
Fatty acids.....	06	1403991	-23.0	-0.9	-3.5	-2.7	-7.3	-4.5

See footnotes at end of table.

Table 7. Producer price index percentage changes for commodity and service groupings and individual items, not seasonally adjusted — Continued
 [May 2023]

Title	Commodity code		Unadjusted 12-month percent change ¹	Unadjusted 1-month percent change ¹				
	Group code	Item code		May 2022 to May 2023 ^P	Dec. to Jan.	Jan. to Feb. ^P	Feb. to Mar. ^P	Mar. to Apr. ^P
Bulk pesticides and other bulk synthetic organic agricultural chemicals, excluding preparation.....	06	1403992	-1.9	-2.1	0.0	0.0	0.0	0.0
Industrial organic flavor oil mixtures and blends.....	06	1403993	-7.1	0.0	0.5	4.7	0.0	0.0
Natural organic chemicals.....	06	1403995	6.6	-0.5	4.0	3.6	-2.2	0.2
Synthetic organic chemicals for use as flavor and perfume materials.....	06	1403997	37.1	-2.9	0.0	0.0	0.0	37.8
Synthetic organic plasticizers.....	06	1403999	-8.1	-0.4	1.5	1.7	1.4	3.9
Other synthetic organic chemicals.....	06	140399A	-10.7	4.6	-1.9	0.1	-3.0	-5.3
Miscellaneous end use chemicals and chemical products, excluding urea.....	06	140399B	8.8	3.2	-3.9	0.6	0.4	0.1
Miscellaneous cyclic and acyclic chemicals and chemical products, excluding fatty acid esters.....	06	140399C	-11.1	-3.0	-0.5	0.5	0.5	0.0
Paints and allied products.....	06	2	5.8	-0.3	-0.3	0.5	0.1	0.5
Prepared paint.....	06	21	4.5	0.1	0.1	-0.2	0.3	0.2
Architectural coatings.....	06	2101	3.7	0.0	0.0	0.0	0.0	0.0
Architectural coatings.....	06	210104	3.7	0.0	0.0	0.0	0.0	0.0
Exterior architectural coatings.....	06	2101041	6.1	0.1	0.1	0.0	0.0	0.0
Interior architectural coatings.....	06	2101042	2.3	0.0	0.0	0.0	0.0	0.0
OEM finishes excluding marine coatings.....	06	2102	9.2	-0.8	0.4	-0.4	1.5	-0.1
OEM finishes excluding marine coatings.....	06	210201	9.2	-0.8	0.4	-0.4	1.5	-0.1
Transportation finishes, except powdered and high-solids coatings. ...	06	2102011	4.2	-1.1	-0.7	-2.6	2.0	0.8
All other product finishes for original equipment manufacturers (OEM), excluding marine coating.....	06	2102012	10.9	-0.7	0.6	0.1	1.4	-0.4
Special purpose coatings, incl. marine, industrial & construction coatings.....	06	2103	1.3	1.1	0.0	-0.4	-0.2	1.0
Special purpose coatings, incl. marine, industrial & construction coatings.....	06	210301	1.3	1.1	0.0	-0.4	-0.2	1.0
Paint materials.....	06	22	10.5	-1.7	-2.5	3.2	-0.5	2.0
Paint colors.....	06	2202	9.6	-3.4	-2.8	3.7	-0.5	2.2
All other inorganic pigments, including TiO2, chrome colors, and other white opaque pigments.....	06	22020N	10.5	-3.7	-2.7	3.4	0.5	2.6
Synthetic organic pigments, lakes, and toners.....	06	220298	3.1	-1.7	-3.3	5.4	-7.2	0.0
Kaolin and ball clay.....	06	2204	17.9	13.6	0.0	0.0	0.0	0.0
Kaolin and ball clay.....	06	220407	17.9	13.6	0.0	0.0	0.0	0.0
Allied and miscellaneous paint products.....	06	23	2.9	-0.5	0.9	-0.1	0.1	0.0
Allied and miscellaneous paint products.....	06	2301	2.9	-0.5	0.9	-0.1	0.1	0.0
Allied and miscellaneous paint products.....	06	230104	2.9	-0.5	0.9	-0.1	0.1	0.0
Drugs and pharmaceuticals.....	06	3	3.1	2.3	0.5	0.1	0.1	-0.1
Medicinal and botanical chemicals, drugs, and other products.....	06	31	1.8	0.4	-0.4	0.5	0.1	0.0
Medicinal and botanical chemicals, drugs, and other products.....	06	3102	1.8	0.4	-0.4	0.5	0.1	0.0
Synthetic organic medicinal chemicals, medicinal & botanical drugs, & other products.....	06	310203	1.8	0.4	-0.4	0.5	0.1	0.0
Veterinary pharmaceutical preparations.....	06	34	-	-	0.0	0.0	0.0	0.0
Pharmaceuticals for veterinary use.....	06	3403	-	-	0.0	0.0	0.0	0.0
Pharmaceuticals for veterinary use.....	06	340303	-	-	0.0	0.0	0.0	0.0
Biological products, including diagnostics.....	06	37	4.0	2.8	0.9	0.1	0.1	-0.2
Biological products, excluding diagnostic, for veterinary, industrial, and all other misc. uses.....	06	3717	12.6	10.6	0.0	0.0	0.0	0.0
Biological products, excluding diagnostic, for veterinary, industrial, and all other misc. uses.....	06	371705	-	10.6	0.0	0.0	0.0	0.0
Diagnostics.....	06	3718	2.8	0.8	2.4	0.3	0.2	-0.5
In-vitro diagnostic substances.....	06	371801	1.7	1.1	1.0	0.7	0.1	-0.6
Biological products, excluding diagnostic, for human use.....	06	3719	1.4	1.2	0.0	0.0	0.2	0.0
Biological products, excluding diagnostic, for human use.....	06	371904	-	1.2	0.0	0.0	0.2	0.0
Pharmaceutical preparations.....	06	38	2.7	2.1	0.4	0.0	0.0	-0.1
Pharmaceuticals affecting neoplasms, the endocrine system, & metabolic diseases.....	06	3801	1.1	1.0	0.1	0.0	0.0	-0.1
Cancer therapy products.....	06	380102	2.3	1.8	0.1	0.0	0.0	-1.0
Insulin/antidiabetes products.....	06	380103	2.8	2.5	0.0	0.0	0.0	0.0
Other neoplasms, endocrine system, and metabolic diseases.....	06	380104	0.8	0.8	0.1	0.0	0.0	0.0
Hormones and oral contraceptives.....	06	380105	1.2	0.7	0.0	0.0	0.0	0.0
Pharmaceuticals acting on the central nervous system and the sense organs.....	06	3802	5.4	3.3	1.3	0.0	0.2	-0.3
Analgesics.....	06	380202	4.3	0.0	4.2	0.0	0.0	0.0
Analgesics, over-the-counter.....	06	380202OC	1.4	0.0	0.7	0.1	0.3	0.0
Analgesics, prescription.....	06	380202RX	4.6	0.0	4.6	0.0	0.0	0.0

See footnotes at end of table.

Table 7. Producer price index percentage changes for commodity and service groupings and individual items, not seasonally adjusted — Continued
 [May 2023]

Title	Commodity code		Unadjusted 12-month percent change ¹	Unadjusted 1-month percent change ¹				
	Group code	Item code		May 2022 to May 2023 ^P	Dec. to Jan.	Jan. to Feb. ^P	Feb. to Mar. ^P	Mar. to Apr. ^P
Psychotherapeutics.....	06	380203	8.9	9.2	0.0	0.0	0.0	0.0
Antidepressants.....	06	3802031	10.0	10.0	0.0	0.0	0.0	0.0
Other psychotherapeutics, including tranquilizers.....	06	3802032	3.6	4.2	0.0	0.0	0.0	0.0
Anticonvulsants.....	06	380204	-9.6	5.0	0.0	0.0	0.0	-13.9
Other central nervous system and sense organs.....	06	380205	6.8	4.4	0.0	0.0	0.3	0.0
Pharmaceuticals acting on the cardiovascular system.....	06	3803	4.8	4.8	0.0	0.0	0.0	0.0
Other cardiovascular preparations.....	06	380305	3.8	3.8	0.0	0.0	0.0	0.0
Pharmaceuticals acting on the respiratory system.....	06	3804	-0.5	1.8	0.0	0.0	0.0	0.0
Antihistamines and bronchodilators, including antiasthmatics.....	06	380402	2.7	2.6	0.1	0.0	0.1	0.0
Other respiratory preparations.....	06	380403	-2.5	0.7	0.0	0.0	0.0	0.0
Other respiratory preparations, over-the-counter.....	06	380403OC	3.1	1.4	0.0	0.0	0.0	0.0
Other respiratory preparations, prescription.....	06	380403RX	-3.9	0.0	0.0	0.0	0.0	0.0
Pharmaceuticals acting on the digestive or the genito-urinary systems. . . .	06	3805	-0.1	0.2	0.0	-0.1	-0.4	0.0
Other digestive or genito-urinary preparations.....	06	380503	0.0	0.3	0.0	-0.1	-0.4	0.0
Other digestive or genito-urinary preparations, prescription.....	06	380503RX	0.1	0.3	0.0	0.0	-0.6	0.0
Pharmaceuticals acting on the skin.....	06	3806	0.8	1.4	0.0	0.0	-0.6	0.0
Other pharmaceutical preparations acting on the skin.....	06	380603	0.9	1.5	0.0	0.0	-0.6	0.0
Anti-acne preparations.....	06	380606	0.1	0.1	0.0	0.0	0.0	0.0
Vitamin, nutrient, and hematonic preparations.....	06	3807	3.9	0.4	0.0	0.1	0.1	0.2
Multivitamins.....	06	380702	5.1	0.3	0.0	0.0	0.0	0.0
Other vitamins and nutrients.....	06	380703	2.4	0.4	0.0	0.0	0.2	0.0
Pharmaceuticals affecting parasitic and infective diseases.....	06	3808	1.7	1.6	0.0	0.0	0.0	0.0
Broad and medium spectrum antibiotics.....	06	380802	0.6	0.0	0.0	0.0	0.0	0.0
Systemic antivirals.....	06	380803	3.2	3.2	0.0	0.0	0.0	0.0
Other parasitic and infective diseases.....	06	380804	2.9	2.9	0.0	0.0	0.0	0.0
Fats and oils, inedible.....	06	4	-23.1	-2.1	-5.4	-2.6	-2.9	-4.2
Fats and oils, inedible.....	06	41	-23.1	-2.1	-5.4	-2.6	-2.9	-4.2
Fats and oils, inedible.....	06	4101	-23.1	-2.1	-5.4	-2.6	-2.9	-4.2
Soybean oil, processed for inedible purposes.....	06	410131	-22.9	-2.4	-4.5	-0.9	-3.1	-4.2
Crude soybean oil, degummed, made from soybeans crushed in the same establishment.....	06	4101311	-7.3	-1.6	-0.7	-1.8	-1.8	-1.3
Soybean oil, all other types.....	06	4101312	-29.5	-2.9	-6.6	-0.4	-3.8	-5.9
Lard, inedible tallow, and grease, except wool grease.....	06	410132	-25.0	-0.7	-8.6	-9.3	-2.0	-4.4
Agricultural chemicals and chemical products.....	06	5	-21.3	-2.6	-2.8	-2.6	-1.9	-2.6
Mixed fertilizers.....	06	51	2.7	0.6	-1.7	-1.2	-2.3	-0.6
Mixed fertilizers.....	06	5105	2.7	0.6	-1.7	-1.2	-2.3	-0.6
Mixed fertilizers.....	06	510501	2.7	0.6	-1.7	-1.2	-2.3	-0.6
Mixed fertilizers, made in plants which manufacture fertilizer materials.....	06	5105011	8.3	0.4	-1.7	0.0	-2.2	-2.5
Mixed fertilizers, dry, mixing only.....	06	5105012	4.6	0.5	-0.4	-0.7	-3.0	0.2
Mixed fertilizers, liquid, mixing only.....	06	5105013	-19.4	1.5	-7.1	-7.0	1.0	1.6
Fertilizer materials.....	06	52	-36.7	-4.3	-6.4	-5.4	-3.3	-5.5
Nitrogenates.....	06	5201	-45.6	-7.5	-10.4	-9.3	-6.8	-8.9
Fertilizer materials of organic origin.....	06	520137	-0.1	0.0	2.7	-2.2	-0.1	-0.4
Synthetic ammonia, nitric acid, ammonium compounds, and urea.....	06	52013A	-47.7	-7.9	-11.2	-9.8	-7.3	-9.6
Phosphates.....	06	5202	-24.4	0.1	-1.2	-0.7	0.6	-2.1
Phosphoric acid, 52-54 percent APA, superphosphates and other phosphate fertilizer materials.....	06	52026A	-24.4	0.1	-1.2	-0.7	0.6	-2.1
Other agricultural chemicals.....	06	53	-7.7	-1.9	1.2	0.0	-0.3	-0.4
Other agricultural chemicals.....	06	5301	-7.7	-1.9	1.2	0.0	-0.3	-0.4
Lawn and garden pesticides and chemicals.....	06	530107	15.4	3.9	0.0	0.0	0.0	0.0
Household and institutional pesticides and chemicals.....	06	530108	10.9	5.0	0.0	0.0	0.0	0.0
Agricultural and commercial pesticides and chemicals.....	06	530109	-10.3	-2.5	1.3	-0.1	-0.4	-0.4
Plastic resins and materials.....	06	6	-10.4	-1.7	2.3	0.9	1.6	-0.1
Thermoplastic resins and plastics materials.....	06	62	-12.6	-1.9	2.8	1.0	1.8	-0.2
Thermoplastic resins and plastics materials.....	06	6212	-12.6	-1.9	2.8	1.0	1.8	-0.2
Thermoplastic resins and plastics materials.....	06	621201	-12.6	-1.9	2.8	1.0	1.8	-0.2
Thermosetting resins and plastics materials.....	06	63	4.9	0.0	-1.2	0.2	0.6	0.8
Thermosetting resins and plastics materials.....	06	6306	4.9	0.0	-1.2	0.2	0.6	0.8
Thermosetting resins and plastics materials.....	06	630601	4.9	0.0	-1.2	0.2	0.6	0.8
Other chemicals and allied products.....	06	7	6.3	0.9	0.9	0.2	0.1	-0.2
Soaps and detergents.....	06	71	13.0	1.1	0.2	0.1	0.0	0.1
Soaps and other detergents.....	06	7104	13.0	1.1	0.2	0.1	0.0	0.1

See footnotes at end of table.

Table 7. Producer price index percentage changes for commodity and service groupings and individual items, not seasonally adjusted — Continued
 [May 2023]

Title	Commodity code		Unadjusted 12-month percent change ¹	Unadjusted 1-month percent change ¹				
	Group code	Item code	May 2022 to May 2023 ^P	Dec. to Jan.	Jan. to Feb. ^P	Feb. to Mar. ^P	Mar. to Apr. ^P	Apr. to May ^P
Soaps and detergents, commercial, industrial, and institutional.	06	710401	14.2	2.1	0.1	0.1	0.0	0.2
Commercial, industrial, and institutional hard surface cleaners.	06	71040101	8.5	7.2	0.0	-0.3	0.0	0.0
Commercial, industrial, and institutional laundry detergents.	06	71040102	9.0	0.6	0.0	5.0	0.0	0.0
Commercial, industrial, and institutional dishwashing detergents.	06	71040103	23.6	0.7	0.0	0.0	-0.1	0.0
Commercial, industrial, and institutional metal cleaners.	06	71040104	3.1	0.0	0.0	2.8	0.0	0.0
Dairy, farm, and food plant cleaners, sanitizers, etc.	06	71040106	6.5	0.0	0.0	0.0	0.0	1.5
Commercial, industrial, and institutional soaps, excluding specialty cleaners.	06	71040107	9.4	1.7	0.3	0.2	0.0	0.0
Household detergents.	06	710402	13.0	0.0	0.1	0.0	0.1	0.0
Household alkaline detergents and cleaners.	06	7104021	18.7	0.0	0.1	0.0	0.1	0.0
Household dry and liquid laundry detergents.	06	7104022	10.5	0.0	0.0	0.0	0.0	0.0
Soaps, excluding specialty cleaners, household.	06	710403	6.3	0.0	0.5	0.0	0.0	0.0
Polish and other sanitation goods.	06	72	4.7	0.2	1.3	0.2	0.3	0.0
Polish and other sanitation goods.	06	7201	4.7	0.2	1.3	0.2	0.3	0.0
Polishing preparations and related products.	06	720103	2.6	0.0	0.0	0.6	0.3	-0.1
Specialty cleaning and sanitation products.	06	720105	4.3	0.3	0.1	0.2	0.4	0.1
Disinfectants, nonagricultural, industrial and institutional.	06	7201051	6.9	0.1	0.3	0.0	0.2	0.0
Air and room fresheners.	06	7201053	5.5	0.3	0.0	0.0	0.0	0.0
Laundry fabric softeners and rinses, liquid and dry.	06	7201058	1.9	1.0	0.0	0.0	0.4	0.2
Other specialty cleaning and sanitation products.	06	7201059	4.5	0.4	0.0	0.5	0.7	0.2
Cosmetics and other toilet preparations.	06	75	6.1	1.1	1.8	0.6	0.2	0.0
Shaving preparations.	06	7502	1.4	0.0	0.0	0.0	0.0	0.0
Shaving preparations.	06	750206	1.4	0.0	0.0	0.0	0.0	0.0
Perfumes, toilet waters, and colognes.	06	7503	7.7	0.0	3.0	0.0	0.0	0.0
Perfumes, toilet waters, and colognes.	06	750306	7.7	0.0	3.0	0.0	0.0	0.0
Hair preparations (including shampoos).	06	7504	5.3	1.2	0.0	0.0	0.0	0.0
Hair preparations (including shampoos).	06	750407	5.3	1.2	0.0	0.0	0.0	0.0
Hair preparations incl professional, consumer, and cream/gel shampoos.	06	75040701	5.2	1.2	0.0	0.0	0.0	0.0
Hair tonics and hair dressings incl professional and consumer use.	06	75040702	5.5	1.2	0.0	0.0	0.0	0.0
Toothpastes, denture cleaners, and mouthwashes.	06	7505	12.1	0.0	2.8	4.7	0.0	0.0
Denture cleaners, mouthwashes, gargles, and rinses.	06	750504	15.0	0.0	0.0	7.2	0.0	0.0
Creams, lotions, and oils, excluding shaving, hair, and deodorant.	06	7514	7.1	3.5	1.7	0.0	0.3	0.0
Creams, lotions, and oils, excluding shaving, hair, and deodorant.	06	751401	7.1	3.5	1.7	0.0	0.3	0.0
Other cosmetics and toilet preparations.	06	7515	3.6	0.3	2.1	0.1	0.4	0.0
Other cosmetics and toilet preparations.	06	751501	3.6	0.3	2.1	0.1	0.4	0.0
Misc. chemical prod. and preparations.	06	79	4.5	0.8	0.6	0.1	0.0	-0.3
Explosives and blasting accessories.	06	7902	6.5	0.6	3.9	-0.7	-0.6	-1.3
Explosives and blasting accessories.	06	790234	6.5	0.6	3.9	-0.7	-0.6	-1.3
Industrial gases.	06	7903	0.5	3.0	0.0	1.0	-0.8	-1.9
Carbon dioxide.	06	790302	27.9	2.2	-0.7	-0.4	1.7	2.1
Nitrogen.	06	790303	5.5	1.5	2.0	-3.0	3.1	0.2
Oxygen.	06	790304	46.3	0.9	0.3	1.9	1.7	18.3
Argon and hydrogen.	06	790309	2.8	-1.7	-0.2	1.3	-1.9	-0.2
Other industrial gases (including fluorocarbon and acetylene).	06	790312	-17.9	5.4	-0.7	2.2	-3.3	-12.4
Adhesives and sealants.	06	7904	9.2	0.2	0.8	0.3	0.7	0.2
Synthetic resin and rubber adhesives.	06	790402	10.0	-0.4	1.3	0.4	0.7	0.3
Epoxy adhesives.	06	7904021	13.0	0.2	0.0	0.7	1.0	0.7
Other synthetic resin and rubber adhesives.	06	7904026	6.0	0.8	0.1	0.1	0.7	0.0
Structural sealants (load bearing).	06	790407	-1.2	0.0	0.0	0.0	0.0	0.0
Nonstructural caulking compounds and sealants.	06	79040A	10.8	1.4	0.0	0.3	0.9	0.1
Surface active agents.	06	7905	1.2	0.0	0.0	-1.8	0.0	-0.4
Textile and leather assistants and finishes.	06	790501	2.3	0.0	0.0	-6.7	-0.1	-1.7
Surfactants (bulk surface active agents).	06	790502	2.3	0.0	0.0	0.0	0.0	0.0
Gum and wood chemicals, including wood distillation products.	06	7906	11.6	0.1	1.6	-1.7	-0.1	0.5
Gum and wood chemicals, including wood distillation products.	06	790607	11.6	0.1	1.6	-1.7	-0.1	0.5
Other miscellaneous chemical products.	06	7909	3.8	0.7	0.6	0.3	-0.1	0.0
Carbon black, all processes.	06	790918	-7.7	-3.6	4.2	-3.2	-1.0	2.1
Printing ink.	06	790919	4.7	1.4	0.3	0.1	0.8	0.1
Gravure printing inks.	06	7909192	0.3	0.0	0.0	0.0	0.0	0.0
Lithographic and offset inks.	06	7909193	5.0	4.1	0.0	0.0	0.0	0.0
News and nonheat web offset printing inks.	06	79091931	4.9	4.9	0.0	0.0	0.0	0.0
Publication and commercial web inks.	06	79091932	7.0	7.0	0.0	0.0	0.0	0.0
Sheet-fed general inks.	06	79091933	2.6	0.0	0.0	0.0	0.0	0.0
Sheet-fed packaging inks.	06	79091934	2.1	0.0	0.0	0.0	0.0	0.0

See footnotes at end of table.

Table 7. Producer price index percentage changes for commodity and service groupings and individual items, not seasonally adjusted — Continued
[May 2023]

Title	Commodity code		Unadjusted 12-month percent change ¹	Unadjusted 1-month percent change ¹				
	Group code	Item code		May 2022 to May 2023 ^P	Dec. to Jan.	Jan. to Feb. ^P	Feb. to Mar. ^P	Mar. to Apr. ^P
Flexographic printing inks.....	06	7909194	5.8	0.0	0.0	0.2	0.0	0.0
Nonimpact/digital inks.....	06	7909195	4.5	-0.1	0.6	0.2	2.6	0.2
All other printing inks.....	06	7909196	5.4	1.9	1.4	-0.4	0.3	0.2
Water-treating compounds.....	06	790961	-3.2	0.5	3.6	-0.1	0.0	0.2
Automotive chemicals.....	06	790991	2.1	-1.2	-0.4	-0.1	0.0	0.2
All other chemical preparations, including essential oils, matches, and gelatin.....	06	790999	7.5	0.9	-1.0	1.6	-0.2	-0.4
Rubber and plastic products.....	07	—	0.6	-0.3	-0.4	-0.3	0.1	-0.6
Rubber and rubber products.....	07	1	3.6	1.0	0.2	-0.1	0.1	-0.5
Synthetic rubber, inc. styrene-butadiene rubber (SBR) and ethylene propylene.....	07	11	-7.5	-1.9	-0.2	-1.4	1.4	-1.3
Synthetic rubber.....	07	1102	-7.5	-1.9	-0.2	-1.4	1.4	-1.3
Synthetic rubber, inc. sbr and ethylene propylene.....	07	110224	-7.5	-1.9	-0.2	-1.4	1.4	-1.3
Tires, tubes, tread, & repair materials.....	07	12	8.8	2.9	0.0	0.1	0.3	-0.3
Tires.....	07	1201	9.0	3.0	0.0	0.0	0.3	-0.3
Pneumatic tires (including passenger, truck, bus, tractor, industrial, and other tires).....	07	12010	9.1	3.1	0.0	0.0	0.3	-0.4
Passenger car pneumatic tires.....	07	120104	9.4	4.1	0.0	0.0	0.0	-0.2
Truck and bus (including off-the-highway) pneumatic tires.....	07	120105	5.5	2.3	0.0	0.0	0.0	-4.4
Tread rubber, tire sundries, and repair materials.....	07	1203	7.9	0.0	-0.3	4.7	2.1	-0.1
Tread rubber, tire sundries, and repair materials.....	07	120354	7.9	0.0	-0.3	4.7	2.1	-0.1
Miscellaneous rubber products.....	07	13	3.7	0.6	0.6	0.2	-0.6	-0.3
Rubber and plastics footwear, including athletic footwear.....	07	1301	0.9	0.1	0.0	0.0	0.0	0.5
Rubber and plastics footwear, including athletic footwear.....	07	130109	0.9	0.1	0.0	0.0	0.0	0.5
Rubber and plastic belts and belting.....	07	1303	6.1	1.5	0.3	0.4	0.1	-0.4
Flat rubber and plastics belts and belting.....	07	130371	4.7	2.0	0.0	0.2	0.0	-0.6
Rubber and plastics transmission belts and belting (excluding flat).....	07	130372	8.5	0.7	0.7	0.7	0.4	0.0
Rubber and plastics hose.....	07	1304	-2.8	-0.6	0.0	0.0	-1.9	-1.6
Rubber and plastics hose.....	07	130411	-2.8	-0.6	0.0	0.0	-1.9	-1.5
Industrial rubber and plastics hose without fittings.....	07	1304116	-4.7	-0.9	0.0	0.0	-1.8	0.0
Rubber and plastics water hose (incl. fire, irrigation, etc.).....	07	1304117	-14.1	-1.3	0.0	0.0	-8.3	-6.1
Rubber and plastics hose for on- and off-highway motor vehicles.....	07	1304118	4.3	0.0	-0.1	0.0	1.5	-1.4
Miscellaneous rubber products, n.e.c.....	07	1306	4.7	0.7	0.7	0.1	-0.4	-0.1
All other industrial rubber products.....	07	130604	2.5	0.0	0.0	-0.1	-0.6	0.3
All other miscellaneous rubber goods.....	07	130606	5.8	2.4	1.1	0.0	-0.2	-0.3
Rubber compounds or mixtures for sale or interplant transfer.....	07	130612	4.0	0.2	-0.2	-0.4	-2.5	0.0
Rubber druggist and medical sundries, excluding gloves.....	07	130616	0.2	0.0	0.0	0.0	0.0	0.0
Rubber products for mechanical use.....	07	130617	6.7	1.1	1.8	0.7	0.5	-0.1
Molded rubber mechanical goods automotive.....	07	1306171	10.1	0.7	3.8	0.8	0.0	0.2
Molded rubber mechanical goods, transportation/off-highway.....	07	1306172	5.5	2.2	-0.2	1.5	0.0	0.0
Other molded rubber mechanical goods (excluding tubing).....	07	1306179	3.9	1.8	0.0	0.2	2.8	-1.1
Other extruded rubber mechanical goods (excl. auto)(excl. tubing).....	07	130617C	2.4	0.0	0.0	0.0	0.0	0.8
Rubber coated fabrics, garments, and footwear.....	07	130618	12.4	0.0	3.1	0.0	0.0	-0.3
Plastic products.....	07	2	-0.3	-0.6	-0.5	-0.3	0.1	-0.6
Plastic construction products.....	07	21	-1.6	-0.2	-1.1	0.1	-0.2	-0.7
Plastics construction products.....	07	2106	-1.6	-0.2	-1.1	0.1	-0.2	-0.7
Plastics pipe.....	07	210603	-6.8	-0.7	-2.9	0.1	-0.5	-1.9
Plastics drain, waste, and vent pipe.....	07	2106031	-16.7	-4.2	-6.8	1.2	-1.7	-2.7
Plastics water pipe.....	07	2106033	-1.9	1.7	-0.4	-0.3	0.0	-1.9
Plastics sewer, stormdrain, and water main pipe.....	07	2106038	-7.6	-0.5	-4.3	-0.3	-0.3	-1.3
Other plastics pipe.....	07	210603B	-2.2	0.5	0.0	0.0	0.0	0.0
Plastics pipe fittings and unions.....	07	210604	2.9	-0.3	-1.1	2.0	-0.7	-2.3
Plastics plumbing fixtures.....	07	210605	3.6	1.4	0.5	0.0	0.0	-0.5
Other plastics construction products.....	07	210606	0.4	-0.3	-0.2	-0.2	0.0	0.2
Building and construction polystyrene foam products.....	07	2106061	2.2	0.1	-0.2	-0.2	0.0	0.0
Building & construction fabricated plastics products (excl foam, plumbing fixtures, hardware).....	07	2106063	0.1	-0.3	-0.2	-0.2	0.1	0.3
Unsupported plastic film, sheet and other shapes.....	07	22	-1.6	-1.2	-0.2	-1.5	0.1	-0.4
Unsupported plastics film, sheet, and other shapes.....	07	2205	-1.6	-1.2	-0.2	-1.5	0.1	-0.4
Unsupported plastics film, sheet, and other shapes.....	07	220501	-1.6	-1.2	-0.2	-1.5	0.1	-0.4
Unlaminated polyethylene film and sheet.....	07	2205011	-0.5	-0.5	-0.3	-2.7	-0.9	-0.3
Unlaminated vinyl and vinyl copolymer film and sheet.....	07	2205013	3.9	0.0	0.0	-1.0	0.0	0.0
Miscellaneous unlaminated plastics film and sheet.....	07	2205014	-6.0	-4.4	0.5	-2.1	0.2	-0.6
Unlaminated plastics profile shapes.....	07	2205015	4.2	0.5	-1.3	1.6	0.2	0.4

See footnotes at end of table.

Table 7. Producer price index percentage changes for commodity and service groupings and individual items, not seasonally adjusted — Continued
 [May 2023]

Title	Commodity code		Unadjusted 12-month percent change ¹	Unadjusted 1-month percent change ¹				
	Group code	Item code		May 2022 to May 2023 ^P	Dec. to Jan.	Jan. to Feb. ^P	Feb. to Mar. ^P	Mar. to Apr. ^P
Laminated plastic sheets, rods, and tubes.....	07	23	6.4	-0.2	3.2	0.5	0.0	0.0
Laminated plastics plates, sheet (except packaging), and shapes.....	07	2304	6.4	-0.2	3.2	0.5	0.0	0.0
Laminated plastics plates, sheet (except packaging), and shapes.....	07	230401	6.4	-0.2	3.2	0.5	0.0	0.0
Parts for manufacturing from plastics.....	07	26	0.6	-0.3	-1.7	-0.1	-0.4	-0.6
Parts for transportation equipment.....	07	2601	0.8	-0.4	-0.8	0.4	0.0	-0.7
Parts for transportation equipment.....	07	260105	0.8	-0.4	-0.8	0.4	0.0	-0.7
Transportation polyurethane foam products.....	07	2601051	5.8	0.0	0.0	0.0	0.0	0.0
Transportation fabricated plastic parts (excluding foam and reinforced plastics).....	07	2601052	0.4	-0.4	-0.9	0.4	0.0	-0.7
Other parts and components for manufacturing.....	07	2602	5.3	0.0	-2.2	0.0	0.1	0.0
Other parts and components for manufacturing.....	07	260205	5.3	0.0	-2.2	0.0	0.1	0.0
All other miscellaneous polyurethane foam products.....	07	2602051	4.6	0.0	0.0	0.0	0.0	0.0
Electrical & electronic fabricated plastics (excl. foam and reinforced plastics).....	07	2602052	4.4	0.0	-6.0	0.0	0.2	0.0
All other polystyrene foam products incl. transportation application uses.....	07	2602053	5.0	0.0	-1.1	0.0	0.0	0.0
Industrial machinery plastics products, excl foam (incl gears, bearings, bushings, cams).....	07	2602054	5.9	0.0	0.0	0.0	0.0	0.0
Foam components for furniture.....	07	2603	-9.0	-0.7	-5.5	-2.8	-3.7	-0.9
Foam components for furniture.....	07	260305	-9.0	-0.7	-5.5	-2.8	-3.7	-0.9
Other plastic products.....	07	29	2.5	-0.3	0.5	0.0	1.0	0.2
Other plastics products.....	07	2901	2.5	-0.3	0.5	0.0	1.0	0.2
Custom compounding of purchased resins and color concentrates.....	07	290196	-3.7	-2.6	-0.5	-0.6	1.6	0.1
All other reinforced and fiberglass plastics products.....	07	290197	13.4	3.5	2.2	0.9	0.1	0.5
Products made of foam other than polystyrene or polyurethane.....	07	290198	2.6	1.6	0.0	0.3	0.0	0.0
Plastic packaging products.....	07	2A	-0.3	-2.0	-0.6	-0.2	0.0	0.3
Plastics packaging products.....	07	2A01	-0.3	-2.0	-0.6	-0.2	0.0	0.3
Plastics packaging products.....	07	2A0101	-0.3	-2.0	-0.6	-0.2	0.0	0.3
Other plastics packaging products, excluding film, sheet, foam and bottles.....	07	2A01012	-1.2	-2.2	-0.3	-0.1	0.6	0.3
Packaging polyurethane foam products.....	07	2A01013	0.8	0.0	-0.6	0.1	1.3	0.0
Plastics bottles.....	07	2A01014	0.4	-2.4	-1.1	0.1	-1.0	0.6
Polystyrene foam food containers.....	07	2A01015	-7.1	-1.0	-0.1	-1.2	-0.2	-0.2
Polystyrene foam protective shipping pads, shaped cushioning, etc....	07	2A01016	12.9	0.5	-0.6	-0.8	0.0	0.0
Consumer, institutional, and commercial products, n.e.c.....	07	2B	3.0	0.4	0.2	-0.3	0.2	0.1
All other consumer, institutional, and commercial products.....	07	2B01	3.0	0.4	0.2	-0.3	0.2	0.1
All other consumer, institutional, and commercial products.....	07	2B0101	3.0	0.4	0.2	-0.3	0.2	0.1
Consumer and institutional polystyrene foam products.....	07	2B01011	-2.4	0.3	-0.6	0.4	-0.4	0.1
Consumer and institutional polyurethane foam products.....	07	2B01013	-	0.0	0.0	0.0	3.0	-
Consumer/institutional/commercial fabricated plastics products.....	07	2B01015	3.7	0.4	0.4	-0.5	0.2	0.1
Recyclable plastics.....	07	2C	-	1.6	-0.7	-2.3	2.9	-
Recyclable plastics.....	07	2C01	-	1.6	-0.7	-2.3	2.9	-
Recyclable plastics.....	07	2C0101	-	1.6	-0.7	-2.3	2.9	-
Lumber and wood products.....	08	-	-15.9	-0.5	-0.1	-0.7	-0.4	-0.3
Lumber.....	08	1	-33.8	-0.4	1.2	-1.1	-1.0	0.1
Softwood lumber.....	08	11	-40.4	-5.2	3.2	-0.9	-1.2	-0.3
Softwood cut stock and dimension.....	08	1105	-28.9	-2.5	3.4	0.1	1.2	-8.5
Softwood cut stock and dimension.....	08	110503	-28.9	-2.5	3.4	0.1	1.2	-8.5
Softwood lumber, not edge worked.....	08	1106	-44.0	-5.8	3.3	-1.0	-1.4	0.3
Softwood lumber, not edge worked.....	08	110601	-44.0	-5.8	3.3	-1.0	-1.4	0.3
Softwood dressed lumber, less than 2 inches in nominal thickness, not edge worked.....	08	1106012	-33.7	-1.4	-5.4	-6.1	-3.7	-2.5
Softwood dressed 2-inch lumber, 2 inches in nominal thickness only, not edge worked.....	08	1106013	-55.5	-9.3	8.1	-0.2	-1.4	0.6
Softwood dressed lumber and timbers, more than 2 inches in nominal thickness, not edge worked.....	08	1106014	-27.9	-8.2	2.4	-0.9	0.6	2.9
Softwood lumber, made from purchased lumber.....	08	1107	-21.0	-0.6	2.0	-1.6	-0.5	0.5
Softwood lumber, made from purchased lumber.....	08	110701	-21.0	-0.6	2.0	-1.6	-0.5	0.5
Hardwood lumber.....	08	12	-17.8	7.6	-1.7	-1.3	-0.7	0.8
Hardwood cut stock and dimension.....	08	1203	-20.2	0.0	0.0	0.0	0.0	-1.8
Hardwood cut stock and dimension.....	08	120311	-20.2	0.0	0.0	0.0	0.0	-1.8
Hardwood flooring.....	08	1204	-0.4	-0.4	1.2	-0.9	1.4	-0.7
Oak and maple hardwood flooring.....	08	120401	-1.2	-0.4	1.3	-1.0	1.5	-0.8
Hardwood flooring, other than oak and maple.....	08	120402	3.6	0.0	0.0	0.2	0.0	0.0
Hardwood lumber, not edge worked.....	08	1205	-32.8	14.6	-3.5	-2.2	-1.2	1.5

See footnotes at end of table.

Table 7. Producer price index percentage changes for commodity and service groupings and individual items, not seasonally adjusted — Continued
 [May 2023]

Title	Commodity code		Unadjusted 12-month percent change ¹	Unadjusted 1-month percent change ¹				
	Group code	Item code		May 2022 to May 2023 ^P	Dec. to Jan.	Jan. to Feb. ^P	Feb. to Mar. ^P	Mar. to Apr. ^P
Hardwood lumber, not edge worked.....	08	120501	-32.8	14.6	-3.5	-2.2	-1.2	1.5
Millwork.....	08	2	-5.2	-0.3	0.1	-0.7	-0.8	-0.5
General millwork.....	08	21	2.7	0.0	1.3	-0.3	-0.4	0.0
General millwork.....	08	2101	2.7	0.0	1.3	-0.3	-0.4	0.0
Stock wood kitchen cabinets, related cabinetwork and countertops.....	08	210102	3.6	0.0	0.0	0.0	0.3	0.8
Stock wood kitchen cabinets and related cabinetwork for permanent installation.....	08	2101021	2.6	0.0	0.0	0.0	0.4	1.1
Custom wood kitchen cabinets, bathroom vanities, and related cabinetwork.....	08	210105	3.0	0.0	0.0	0.0	0.8	0.0
Custom wood kitchen cabinets and related cabinetwork not sold direct to customer at retail.....	08	2101051	4.4	0.0	0.0	0.0	0.6	0.0
Custom wood kitchen cabinets, bathroom vanities, and related cabinet work sold at retail.....	08	2101052	1.8	0.0	0.0	0.0	1.0	0.0
Wood window units.....	08	210112	12.1	0.0	4.3	0.2	0.0	0.0
Double hung wood window units.....	08	2101121	4.3	0.0	4.3	0.0	0.0	0.0
Casement wood window units.....	08	2101122	14.9	0.0	4.3	0.4	0.0	0.0
All other wood window units, including horizontal sliding, awning and single hung.....	08	2101123	24.8	0.0	4.4	0.0	0.0	0.0
Wood sash, excluding sash shipped in window units.....	08	210122	14.4	0.0	4.6	0.0	0.0	0.0
Wood window & door frames, incl. door frames in door units, excl. window frames in window units.....	08	210132	-20.3	-1.1	0.3	-2.0	-3.6	-2.1
Wood panel, flush, & molded face doors, interior & exterior, incl. doors with glazed sections.....	08	210142	9.4	0.8	3.9	0.0	-2.6	-0.2
Other wood doors, incl. garage, patio, bifold, cabinet, screen, storm and louver.....	08	210152	8.9	0.0	3.6	-1.1	-0.8	-0.2
Wood moldings.....	08	210162	-5.6	-1.2	-0.4	-0.8	-0.9	0.2
Mirror and picture frames and framed pictures.....	08	210175	4.6	0.0	0.0	0.0	0.0	0.0
Other wood millwork products, including stairwork, exterior millwork, and softwood flooring.....	08	210183	-8.1	0.9	-0.3	0.1	0.8	0.2
Prefabricated structural members.....	08	22	-25.0	-1.0	-3.2	-2.0	-2.1	-2.1
Prefabricated structural members.....	08	2201	-25.0	-1.0	-3.2	-2.0	-2.1	-2.1
Laminated veneer lumber.....	08	220107	-9.3	-2.3	-1.2	-1.6	0.0	-2.3
Other engineered structural wood members, excluding trusses & laminated veneer lumber.....	08	220108	-13.2	0.0	-1.8	-1.3	-1.7	0.0
Wood trusses.....	08	220109	-29.0	-1.0	-3.8	-2.2	-2.5	-2.6
Plywood.....	08	3	-21.4	-1.3	-1.6	-1.0	-0.3	-0.6
Softwood veneer and plywood.....	08	31	-31.4	-3.2	-0.2	-1.5	-0.2	0.1
Softwood veneer and plywood.....	08	3103	-31.4	-3.2	-0.2	-1.5	-0.2	0.1
Softwood veneer and plywood.....	08	310303	-31.4	-3.2	-0.2	-1.5	-0.2	0.1
Softwood veneer, incl. veneer backed w/ paper, cloth, or other flexible material.....	08	3103031	-40.2	-2.6	-4.0	-3.1	-1.6	-0.2
Softwood plywood products: rough, sanded, and specialties.....	08	3103035	-27.4	-3.5	2.0	-0.6	0.5	0.2
Hardwood veneer and plywood.....	08	35	2.2	1.0	-3.3	-0.3	-0.4	-1.4
Hardwood veneer and plywood.....	08	3501	2.2	1.0	-3.3	-0.3	-0.4	-1.4
Hardwood veneer, including veneer backed with paper, cloth, or other flexible material.....	08	350102	1.5	0.4	0.2	0.1	0.1	-3.5
Hardwood plywood.....	08	350104	-3.9	0.5	-8.1	0.2	-1.3	-0.3
Hardwood veneered panels, including two-ply veneers.....	08	350107	18.2	4.0	-1.9	-2.3	-0.1	1.7
Other wood products.....	08	4	-10.2	-0.4	-1.1	-0.9	0.1	-0.5
Wood pallets and pallet containers, wood and metal combination.....	08	41	-13.0	-0.6	-2.1	-1.0	-0.3	-0.9
Wood pallets and pallet containers.....	08	4101	-13.0	-0.6	-2.1	-1.0	-0.3	-0.9
Wood pallets and pallet containers, wood and metal combination.....	08	410101	-13.0	-0.6	-2.1	-1.0	-0.3	-0.9
Wood boxes.....	08	42	-11.9	-0.1	0.1	0.0	-0.4	-0.5
Wood boxes.....	08	4201	-11.9	-0.1	0.1	0.0	-0.4	-0.5
Nailed and lock-corner wood boxes.....	08	420101	-1.7	-1.2	0.0	0.0	0.0	0.0
Wood box and crate shook.....	08	420102	-16.1	0.0	0.3	0.0	-3.0	-1.1
Other wood container parts and wood containers.....	08	420127	-12.2	0.0	0.0	0.0	2.1	0.0
Miscellaneous wood products.....	08	49	-5.6	-0.2	0.0	-0.8	0.8	0.1
Wood ties, siding, shingles, and shakes, and contract sawing of logs owned by others.....	08	4903	7.8	1.2	0.0	1.2	-0.2	1.4
Wood ties, siding, shingles, and shakes, and contract sawing of logs owned by others.....	08	490301	7.8	1.2	0.0	1.2	-0.2	1.4
Sawn wood fence stock, wood lath, and contract resawing and planing.....	08	4904	0.0	0.0	0.0	0.0	0.0	0.0
Sawn wood fence stock, wood lath, and contract resawing and planing.....	08	490401	0.0	0.0	0.0	0.0	0.0	0.0
All other miscellaneous wood products.....	08	4909	-7.2	-0.3	0.1	-1.0	1.0	0.0

See footnotes at end of table.

Table 7. Producer price index percentage changes for commodity and service groupings and individual items, not seasonally adjusted — Continued
 [May 2023]

Title	Commodity code		Unadjusted 12-month percent change ¹	Unadjusted 1-month percent change ¹				
	Group code	Item code		May 2022 to May 2023 ^P	Dec. to Jan.	Jan. to Feb. ^P	Feb. to Mar. ^P	Mar. to Apr. ^P
All other miscellaneous wood products.....	08	490901	-7.2	-0.3	0.1	-1.0	1.0	0.0
Logs, bolts, timber, pulpwood and wood chips.....	08	5	-2.7	-0.5	-0.9	-1.1	-0.7	-0.1
Logs, bolts, timber, pulpwood and wood chips.....	08	51	-2.7	-0.5	-0.9	-1.1	-0.7	-0.1
Logs, bolts, timber, pulpwood and wood chips.....	08	5105	-2.7	-0.5	-0.9	-1.1	-0.7	-0.1
Logs, bolts, timber and pulpwood.....	08	510502	-3.3	-0.6	-1.0	-1.6	-0.7	0.0
Wood chips, excluding field chips.....	08	510505	-0.4	-0.1	-0.4	0.9	-0.8	-0.1
Prefabricated wood buildings & components.....	08	6	-6.6	-2.3	-0.4	0.0	0.1	0.3
Prefabricated wood buildings & components.....	08	61	-6.6	-2.3	-0.4	0.0	0.1	0.3
Prefabricated wood buildings and components.....	08	6101	-6.6	-2.3	-0.4	0.0	0.1	0.3
Prefabricated stationary wood buildings, components (not sold as complete units).....	08	610101	0.3	5.3	-1.2	-0.6	0.4	-0.8
Prefabricated stationary wood buildings, precut packages (complete units).....	08	610102	2.9	-0.9	0.0	0.4	0.2	0.4
Prefabricated stationary wood buildings, shipped in panel form (complete units).....	08	610103	-23.9	-6.7	-0.2	-0.1	0.0	0.7
Prefabricated stationary wood buildings, shipped in three-dimensional assemblies.....	08	610104	-1.1	0.3	-0.8	0.1	0.0	0.2
Prefabricated stationary wood buildings, three-dimensional assemblies, residential.....	08	6101041	-0.7	0.3	0.0	0.1	0.0	0.2
Prefabricated stationary wood buildings, three-dimensional assemblies, nonresidential.....	08	6101042	-6.2	0.0	-7.6	0.0	0.0	0.0
Treated wood and contract wood preserving.....	08	7	0.9	-0.7	0.5	2.2	3.2	-0.9
Treated wood and contract wood preserving.....	08	71	0.9	-0.7	0.5	2.2	3.2	-0.9
Treated wood.....	08	7101	1.0	-0.8	0.5	2.2	3.4	-0.9
Wood poles, piles, and posts owned and treated by the same establishment.....	08	710101	22.2	-1.1	-0.5	4.1	5.4	-1.2
Other wood products owned and treated by the same establishment.....	08	710102	-8.7	-0.4	1.6	0.1	0.9	-0.6
Contract wood preservation.....	08	7102	-1.7	1.5	0.1	0.1	-0.4	0.0
Receipts for treating wood owned by others w/ arsenical chemicals, creosote, & other chemicals.....	08	710201	-1.7	1.5	0.1	0.1	-0.4	0.0
Pulp, paper, and allied products.....	09	-	1.1	0.2	0.0	-0.2	-0.1	-0.1
Pulp, paper, and prod., ex. bldg. paper.....	09	1	1.1	0.1	-0.1	-0.5	-0.1	-0.2
Wood pulp.....	09	11	2.7	4.1	-4.9	-0.4	-6.3	-4.7
Wood pulp.....	09	1105	2.7	4.1	-4.9	-0.4	-6.3	-4.7
Wood pulp.....	09	110501	2.7	4.1	-4.9	-0.4	-6.3	-4.7
Special alpha and dissolving wood pulp, incl. sulfite and sulfate and other wood pulp.....	09	1105012	2.7	4.1	-5.5	0.0	-6.9	-5.3
All other miscellaneous pulp, other than wood, and pulp mill byproducts incl. turpentine.....	09	1105017	8.8	3.3	0.0	-3.5	-1.3	0.0
Recyclable paper.....	09	12	-55.0	-3.7	7.4	-0.4	6.4	5.8
News and other low grade recyclable paper.....	09	1201	-56.9	-4.3	0.0	2.3	-4.3	0.7
News and other low grade recyclable paper.....	09	120125	-56.9	-4.3	0.0	2.3	-4.3	0.7
Corrugated recyclable paper.....	09	1203	-55.2	-2.7	15.1	1.5	14.4	6.6
Corrugated recyclable paper.....	09	120325	-55.2	-2.7	15.1	1.5	14.4	6.6
High grade recyclable paper (including pulp substitutes and deinking).....	09	1207	-52.8	-5.2	-3.1	-4.9	-7.0	5.5
High grade recyclable (including pulp substitutes and deinking).....	09	120725	-52.8	-5.2	-3.1	-4.9	-7.0	5.5
Paper.....	09	13	3.7	-0.3	0.7	-0.4	1.2	-1.9
Writing and printing papers.....	09	1301	6.7	0.9	1.0	-1.4	0.9	-1.4
Bleached bristol, clay-coated, uncoated, and industrial converted paper.....	09	130119	6.8	1.4	1.1	-1.7	1.2	-1.7
Printing paper, coated at establishments other than where paper was produced.....	09	130120	1.5	1.1	0.0	-1.5	0.0	0.0
Newsprint.....	09	1302	4.2	0.5	1.3	-2.4	-0.2	-2.9
Newsprint.....	09	130291	4.2	0.5	1.3	-2.4	-0.2	-2.9
Packaging and industrial converting paper.....	09	1303	-0.5	-1.4	0.4	0.5	1.9	-2.3
Coated and laminated single and multi-web paper.....	09	130321	12.7	-0.2	0.9	0.1	0.5	-2.2
Single-web paper, rolls and sheets, including waxed, for flexible packaging uses.....	09	1303211	21.7	1.8	1.3	0.0	-0.3	0.0
Multiweb laminated rolls and sheets, except foil, for flexible packaging uses.....	09	1303213	3.3	-2.1	0.5	0.1	1.3	-4.4
Coated and laminated single and multi-web film.....	09	130322	-2.0	-1.2	0.4	0.7	2.8	-2.4
Single-web film, rolls, and sheets, including coextruded, for flexible packaging uses.....	09	130322A	0.4	-1.7	0.5	2.1	0.8	-0.5
Single-web film, rolls, and sheets for flexible packaging uses.....	09	130322A1	2.3	-2.1	1.1	2.3	0.8	-0.5
Coextruded single-web film, for flexible packaging uses.....	09	130322A2	-7.6	-0.4	-2.2	1.0	0.6	-0.6
All other coated and processed papers.....	09	1305	3.1	-2.2	1.1	1.7	-1.1	-2.4

See footnotes at end of table.

Table 7. Producer price index percentage changes for commodity and service groupings and individual items, not seasonally adjusted — Continued
[May 2023]

Title	Commodity code		Unadjusted 12-month percent change ¹	Unadjusted 1-month percent change ¹				
	Group code	Item code		May 2022 to May 2023 ^P	Dec. to Jan.	Jan. to Feb. ^P	Feb. to Mar. ^P	Mar. to Apr. ^P
Converted foil for nonpackaging applications.....	09	130505	11.0	0.0	-1.9	0.0	0.0	0.0
Other coated and processed papers, except for packaging uses.....	09	130506	2.3	-2.8	1.7	2.2	-1.4	-3.1
Paperboard.....	09	14	0.0	-0.5	-1.0	-0.9	-1.0	-0.2
Corrugated paperboard in sheets and rolls, lined and unlined.....	09	1405	-5.7	-1.0	-1.4	-4.1	-2.3	-1.3
Corrugated paperboard in sheets and rolls, lined and unlined.....	09	140551	-5.7	-1.0	-1.4	-4.1	-2.3	-1.3
Paperboard, excluding corrugated paperboard in sheets and rolls.....	09	1411	1.3	-0.4	-1.0	-0.1	-0.7	0.0
Recycled paperboard.....	09	141105	-3.3	-1.8	-1.6	-0.6	-2.0	0.2
Unbleached kraft packaging and industrial converting paperboard.....	09	141107	2.5	0.0	-0.6	0.0	-0.4	0.0
Bleached packaging and industrial converting paperboard.....	09	141112	6.0	0.0	0.0	0.0	0.0	0.0
Converted paper and paperboard products.....	09	15	5.5	0.2	0.1	-0.5	0.0	0.3
Sanitary paper products, including stock.....	09	1501	10.2	0.9	0.4	0.0	0.0	0.4
Sanitary paper products, including stock.....	09	150123	10.2	0.9	0.4	0.0	0.0	0.4
Sanitary tissue paper products, made in paper mills.....	09	1501233	10.6	1.3	0.3	0.1	0.1	0.7
Disposable diapers and similar disposable products, purchased sanitary paper stock and wadding.....	09	1501234	4.2	0.0	0.0	0.0	0.0	0.0
Sanitary tissue paper products, made from purchased sanitary paper stock or wadding.....	09	1501235	14.2	0.9	1.0	-0.4	-0.2	0.1
Paper, plastic, and foil bags.....	09	1502	2.4	0.1	-0.1	0.1	1.0	-0.1
Uncoated single-web paper grocers' bags and sacks and variety and shopping bags.....	09	150214	18.3	0.0	0.0	0.0	12.7	1.7
Specialty bags, pouches and liners.....	09	150216	1.3	0.1	-0.1	0.2	0.2	-0.3
Plastics, foil, and coated paper bags.....	09	1502161	4.9	0.6	-0.1	0.0	-0.1	0.0
Specialty bags, pouches, and liners, multiweb laminations and foil, except film-film.....	09	15021612	5.0	1.2	-0.2	0.0	-0.3	0.0
Single-web film specialty bags, pouches, and liners.....	09	1502162	0.7	0.0	-0.1	0.2	0.2	-0.3
Polyethylene grocery and variety bags and pouches.....	09	15021621	-0.5	0.0	0.1	-0.6	0.1	-2.4
Polyethylene refuse bags.....	09	15021622	-5.6	-2.6	-0.8	0.3	0.6	0.7
Other polyethylene bags, pouches, and liners.....	09	15021625	6.5	1.5	0.2	0.8	0.4	0.1
Coextruded single-web film specialty bags, pouches, & liners.....	09	15021626	-1.2	0.0	-0.4	0.0	0.0	0.0
Multiweb film/film combination specialty bags, pouches and liners.....	09	1502163	1.0	-0.2	0.3	-0.9	-0.5	-0.3
Paper boxes and containers.....	09	1503	3.6	0.0	-0.3	-0.8	-0.4	0.7
Corrugated shipping containers.....	09	150301	-2.1	-0.2	-0.6	-1.3	-1.2	-0.1
Corrugated shipping containers for food and beverages and carryout boxes for retail food.....	09	1503011	-0.1	-0.6	-0.8	-0.4	-1.6	0.0
Corrugated shipping containers for paper and allied products.....	09	1503012	-5.6	1.0	-0.9	-3.9	-0.3	-0.4
Corrugated shipping containers for metal and electrical machinery.....	09	1503013	2.4	-1.6	-0.3	0.0	-0.6	-0.1
Corrugated shipping containers for all other end uses.....	09	1503014	-2.9	0.2	-0.4	-1.5	-1.4	0.0
Setup (rigid) paperboard boxes.....	09	150322	16.0	3.2	1.2	0.0	-1.0	0.0
Folding paperboard boxes, packaging, and packaging components.....	09	150336	15.1	0.1	0.3	0.1	1.2	2.2
Folding paperboard boxes, packaging, and packaging components.....	09	15033601	15.1	0.1	0.3	0.1	1.2	2.2
Paperboard fiber drums with ends of any material.....	09	150337	-1.3	-0.1	-3.0	0.0	-0.4	0.3
Cups and liquid-tight paper and paperboard containers.....	09	150355	-	-2.5	-	-	-	-
Other corrugated and solid fiber products, including containers, pallets, pads, etc.....	09	1504	-1.7	0.3	-1.1	-0.4	-0.5	-0.1
Other corrugated and solid fiber products, including containers, pallets, pads, etc.....	09	150441	-1.7	0.3	-1.1	-0.4	-0.5	-0.1
Office supplies and accessories.....	09	1506	11.2	-0.4	1.2	-1.6	1.3	-0.9
Envelopes.....	09	150636	4.2	-1.5	-0.7	-0.6	0.3	0.0
Die-cut paper and paperboard office supplies.....	09	150646	24.4	1.8	0.0	0.0	0.0	0.0
Paper supplies for business machines and other misc. unprinted office supplies.....	09	150655	12.7	-1.4	4.8	-5.5	5.8	-4.0
Tablets, pads, and related products.....	09	150657	12.1	1.4	0.8	0.1	0.0	0.0
Fiber cans, tubes, and similar fiber products.....	09	1507	5.0	0.1	1.4	-1.6	1.0	0.1
Fiber cans, all fiber and composite.....	09	150731	7.0	0.4	4.4	-4.1	3.3	0.6
Fiber cores and tubes.....	09	150732	4.1	0.0	0.0	-0.3	0.0	-0.1
Paperboard cones, reels, spools, bobbins, blocks, and all vulcanized fiber products.....	09	150733	0.8	0.0	0.0	0.0	0.0	0.0
Molded pulp goods, including egg cartons, florists pots, food trays, etc.....	09	1508	11.1	0.8	-0.5	1.0	0.7	-1.0
Molded pulp goods, including egg cartons, florists pots, food trays, etc.....	09	150814	11.1	0.8	-0.5	1.0	0.7	-1.0
Miscellaneous converted paper and paperboard products.....	09	1509	4.1	-0.5	2.0	-0.3	0.0	-0.4
Pasted, lined, laminated, or surface-coated paperboard.....	09	150901	3.2	-2.0	0.0	0.0	0.0	0.0
Wallcoverings.....	09	150902	0.0	0.0	0.0	0.0	0.0	0.0
Other sanitary paper products & misc. converted paper & paperboard products.....	09	150999	4.6	-0.2	2.5	-0.3	0.0	-0.5
Miscellaneous converted paper and paperboard products.....	09	1509992	6.3	-0.2	3.8	-0.5	-0.1	-0.8
Pressure-sensitive products.....	09	16	5.3	0.0	0.0	-0.2	-1.1	0.6
Pressure-sensitive products.....	09	1601	5.3	0.0	0.0	-0.2	-1.1	0.6

See footnotes at end of table.

Table 7. Producer price index percentage changes for commodity and service groupings and individual items, not seasonally adjusted — Continued
[May 2023]

Title	Commodity code		Unadjusted 12-month percent change ¹	Unadjusted 1-month percent change ¹				
	Group code	Item code		May 2022 to May 2023 ^P	Dec. to Jan.	Jan. to Feb. ^P	Feb. to Mar. ^P	Mar. to Apr. ^P
Pressure-sensitive products.....	09	160101	5.3	0.0	0.0	-0.2	-1.1	0.6
Building paper & building board mill prods.....	09	2	-33.9	-6.1	-0.8	0.8	2.1	1.8
Hardboard, particleboard & fiberboard prods.....	09	22	-33.9	-6.1	-0.8	0.8	2.1	1.8
Particleboard and fiberboard.....	09	2201	-36.5	-6.3	-0.8	0.7	2.2	1.9
Particleboard made from particleboard produced at the same location...	09	220125	-6.8	-0.1	-2.4	-2.3	-0.8	0.0
Prefinished particleboard and medium density fiberboard (MDF) made from purchased materials.....	09	220141	-7.2	3.5	0.6	-1.3	-5.2	-3.7
Hardboard products.....	09	2202	2.0	-0.5	0.0	0.9	0.0	-0.8
Hardboard products.....	09	220206	2.0	-0.5	0.0	0.9	0.0	-0.8
Publications, printed matter and printing material.....	09	4	6.7	1.4	0.2	0.4	-0.2	0.0
Books printing.....	09	44	15.1	1.7	1.2	0.9	0.8	-0.3
Books printing.....	09	4401	15.1	1.7	1.2	0.9	0.8	-0.3
Books printing.....	09	440114	15.1	1.7	1.2	0.9	0.8	-0.3
Textbook printing and binding.....	09	4401141	3.2	0.1	0.0	-0.1	0.0	-0.9
Technical, scientific, & professional book printing & binding.....	09	4401143	3.2	0.0	0.0	0.0	0.2	-0.4
Religious book printing and binding.....	09	4401145	14.3	0.7	0.0	0.2	0.6	-0.4
General book (trade, etc.) printing and binding.....	09	4401147	35.6	4.3	3.1	2.3	1.8	0.0
Other book and pamphlet printing and binding.....	09	440114E	3.7	-0.2	0.0	0.3	0.0	0.0
Manifold business forms printing.....	09	45	0.1	0.0	0.0	0.0	0.0	0.0
Manifold business forms printing.....	09	4501	0.1	0.0	0.0	0.0	0.0	0.0
Manifold business forms printing, excluding checkbooks.....	09	450105	0.1	0.0	0.0	0.0	0.0	0.0
Commercial printing.....	09	47	6.7	1.4	0.1	0.4	-0.3	0.0
Magazine and periodical printing.....	09	4701	8.1	0.3	0.0	0.1	-0.9	0.0
Magazine and periodical printing (lithographic).....	09	470102	8.1	0.3	0.0	0.1	-0.9	0.0
Label and wrapper printing for packaging.....	09	4702	5.6	0.9	0.0	1.9	-0.6	-0.2
Label and wrapper printing (lithographic).....	09	470202	2.2	0.0	0.0	0.1	-2.2	0.0
Label and wrapper printing (flexographic).....	09	470205	6.1	0.5	0.0	2.9	0.0	0.0
Catalog and directory printing.....	09	4703	5.3	0.8	0.0	0.0	-0.9	0.0
Catalog and directory printing (lithographic).....	09	470302	5.3	0.8	0.0	0.0	-0.9	0.0
Advertising printing.....	09	4705	3.0	0.3	-0.1	0.0	-0.3	0.1
Advertising printing (lithographic).....	09	470506	3.6	0.3	0.0	0.0	-0.2	0.1
Other general job printing.....	09	4706	6.7	0.0	0.4	0.0	0.1	0.0
Quick printing.....	09	470604	3.9	0.0	3.3	0.0	0.0	0.0
Other commercial and general job printing.....	09	470609	8.1	0.0	0.0	0.0	0.1	0.0
Other commercial and general job printing (lithographic).....	09	4706091	8.4	0.0	0.0	0.0	0.1	0.0
All other commercial and general job printing.....	09	4706094	0.0	0.0	0.0	0.0	0.0	0.0
Other commercial printing, incl. screen, engraving, digital, & general job exc. labels/wrappers.....	09	4711	9.3	3.2	0.2	0.1	-0.2	0.0
Commercial screen printing, excluding on garments, apparel accessories, & other fabric articles.....	09	471101	12.2	2.9	0.0	0.2	0.0	0.0
Screen printing (excluding on textiles, apparel, apparel accessories, and labels).....	09	4711012	12.2	2.9	0.0	0.2	0.0	0.0
Other commercial and general job screen printing.....	09	47110123	3.1	2.0	0.0	0.6	0.0	0.0
Digital printing.....	09	471103	8.4	3.5	0.3	0.1	-0.2	0.0
Blankbooks, binders, and bookbinding work.....	09	48	4.0	2.2	0.7	0.0	-0.2	-0.1
Tradebinding and related work.....	09	4802	5.3	0.1	1.2	0.0	-0.2	-0.1
Miscellaneous binding and postpress work, incl. collating, perforating, folding, gluing, etc.....	09	480203	1.5	0.2	0.8	-0.1	-0.3	0.0
Softcover, pamphlet, sample book, and other binding of books and materials printed elsewhere.....	09	480204	12.3	0.0	2.2	0.0	-0.3	-0.4
Services for the printing trade.....	09	49	2.6	0.0	0.0	0.0	0.0	0.0
Prepress services, including platemaking.....	09	4905	2.6	0.0	0.0	0.0	0.0	0.0
Prepress services, excl. platemaking (incl. film, assembled flats, color sep., typesetting, etc.).....	09	490501	3.9	0.0	0.0	0.0	0.0	0.0
Printing plates and cylinders, prepared for printing (excl. blank plates and blank cylinders).....	09	490502	0.7	0.0	0.0	0.0	0.0	0.0
Metals and metal products.....	10	-	-7.9	0.9	0.6	1.0	0.6	0.4
Iron and steel.....	10	1	-16.8	0.3	2.8	2.9	1.7	1.7
Iron ores.....	10	11	-1.5	0.9	1.0	-0.5	-1.3	-11.1
Iron ores.....	10	1105	-1.5	0.9	1.0	-0.5	-1.3	-11.1
Iron ores.....	10	110555	-1.5	0.9	1.0	-0.5	-1.3	-11.1
Iron and steel scrap.....	10	12	-20.4	10.2	6.2	11.9	-3.8	-7.8
Carbon steel scrap.....	10	1211	-19.5	10.4	6.4	13.8	-3.7	-8.4

See footnotes at end of table.

Table 7. Producer price index percentage changes for commodity and service groupings and individual items, not seasonally adjusted — Continued
[May 2023]

Title	Commodity code		Unadjusted 12-month percent change ¹	Unadjusted 1-month percent change ¹				
	Group code	Item code		May 2022 to May 2023 ^P	Dec. to Jan.	Jan. to Feb. ^P	Feb. to Mar. ^P	Mar. to Apr. ^P
Heavy melting scrap.....	10	121191	-26.0	13.5	10.1	8.0	-6.4	-11.0
Carbon steel scrap bundles.....	10	121192	-23.0	9.2	8.3	19.6	1.7	-3.6
Shredded carbon steel scrap.....	10	121193	-15.5	9.0	7.5	14.6	-3.0	-6.7
Cut plate and structural scrap.....	10	121194	-13.8	10.8	6.4	9.0	-3.2	-8.5
Other carbon steel scrap.....	10	121195	-29.8	11.4	-15.6	32.8	-9.0	-21.3
Stainless and other alloy steel scrap.....	10	1212	-31.7	6.5	4.3	-8.6	-0.9	-0.5
Stainless and other alloy steel scrap.....	10	121208	-31.7	6.5	4.3	-8.6	-0.9	-0.5
Cast iron scrap.....	10	1213	-25.3	7.0	7.7	3.1	-8.0	-7.3
Cast iron scrap.....	10	121308	-25.3	7.0	7.7	3.1	-8.0	-7.3
Other ferrous scrap.....	10	1215	-	24.7	3.6	18.3	-8.9	-
Other ferrous scrap.....	10	121501	-	24.7	3.6	18.3	-8.9	-
Foundry and forge shop products.....	10	15	2.2	1.5	0.6	0.1	1.0	-0.2
Pressure and soil pipe & fittings, cast iron.....	10	1502	1.0	-0.4	0.5	0.3	0.4	-0.1
Pressure pipe & fittings, cast iron.....	10	15021	1.5	-0.6	0.8	0.4	0.6	-0.1
Pressure pipe & fittings, ductile iron.....	10	150211	-0.7	-0.6	0.7	0.3	0.6	0.0
Other gray and ductile iron castings.....	10	1504	3.6	0.1	0.7	0.2	0.8	0.0
Ductile iron castings (excluding pressure pipe & fittings).....	10	150413	2.9	-0.1	0.5	0.0	0.6	0.2
Ductile iron castings for automotive uses.....	10	1504131	1.3	0.2	1.4	-0.2	0.1	0.2
Ductile iron castings for all other uses.....	10	1504132	4.2	-0.3	0.1	0.2	0.8	0.3
Gray iron castings (excluding soil & pressure pipe & fittings).....	10	150419	4.4	0.3	0.9	0.4	1.1	-0.4
Steel investment castings.....	10	1506	2.0	2.1	0.5	0.0	0.0	0.0
Steel investment castings.....	10	150624	2.0	2.1	0.5	0.0	0.0	0.0
Carbon steel castings, except investment.....	10	1507	5.1	0.2	0.4	0.0	1.3	0.0
Carbon steel castings, except investment.....	10	150701	5.1	0.2	0.4	0.0	1.3	0.0
High alloy steel castings, excluding investment.....	10	1508	8.3	6.8	0.1	0.0	0.0	0.0
High alloy steel castings, excluding investment.....	10	150801	8.3	6.8	0.1	0.0	0.0	0.0
Other alloy steel castings, except investment.....	10	1509	4.3	0.2	0.0	0.1	0.9	0.2
Other alloy steel castings, except investment.....	10	150901	4.3	0.2	0.0	0.1	0.9	0.2
Other forge shop products.....	10	1513	0.2	2.4	0.9	-0.1	1.9	-0.5
Closed die forgings, ferrous.....	10	151359	2.6	2.6	0.6	0.3	2.6	-0.7
Hot impression die impact, press and upset steel forgings.....	10	15135912	1.6	2.8	0.7	0.4	2.9	-0.7
Hot impression die impact, press, and upset carbon steel forgings.....	10	151359121	-	2.5	0.7	0.0	-	-
Hot impression die impact, press, & upset alloy steel forgings, except stainless and high temp.....	10	151359122	0.2	2.0	0.8	0.8	1.6	-2.0
Steel mill products.....	10	17	-18.9	-2.4	2.3	0.9	3.6	5.2
Semifinished steel mill products.....	10	1702	-12.7	1.1	1.1	0.9	2.2	-1.3
Hot rolled steel bars, plates, and structural shapes.....	10	1704	-9.3	-2.3	0.7	-0.6	1.4	2.7
Hot rolled steel bars, plates, & structural shapes, alloy.....	10	170406	-6.7	-	-	2.1	4.9	0.0
Hot rolled steel bars, plates, and structural shapes, carbon.....	10	170410	-10.1	-2.4	0.6	-0.9	1.3	2.9
Steel wire.....	10	1705	-4.4	0.4	-0.8	0.1	1.4	0.1
Steel wire, carbon.....	10	170501	-11.9	-0.1	-1.6	-0.5	0.6	0.5
Steel wire, stainless steel.....	10	170502	10.1	0.0	0.0	0.0	0.0	0.0
Steel pipe and tube.....	10	1706	-15.9	-1.0	-4.7	-0.1	-0.6	0.5
Steel pipe and tube, carbon.....	10	170652	-16.8	-1.6	-4.7	0.3	-0.2	2.2
Steel pipe and tube, stainless steel.....	10	170674	-12.4	2.9	-0.1	-0.9	-0.6	-3.0
Cold rolled steel sheet and strip.....	10	1707	-36.1	-8.5	3.2	3.1	11.1	5.1
Cold rolled steel sheet and strip.....	10	170710	-36.1	-8.5	3.2	3.1	11.1	5.1
Cold finished steel bars and bar shapes.....	10	1708	-6.8	0.5	1.3	0.3	-4.7	1.8
Cold finished steel bars and bar shapes.....	10	170810	-6.8	0.5	1.3	0.3	-4.7	1.8
Electrometallurgical ferroalloy products.....	10	1712	-30.2	-5.9	-5.7	0.0	1.1	-0.6
Electrometallurgical ferroalloy products.....	10	171201	-30.2	-5.9	-5.7	0.0	1.1	-0.6
Nonferrous metals.....	10	2	-7.3	3.2	-1.2	-0.2	-0.1	-0.4
Nonferrous metal ores.....	10	21	-3.2	10.8	-5.0	4.0	0.6	-1.4
Other metal ores.....	10	2112	-	0.0	1.4	11.8	2.8	-
Other metal ores.....	10	211201	-	0.0	1.4	11.8	2.8	-
Primary nonferrous metals.....	10	22	-6.2	3.1	1.5	-5.2	0.9	4.4
Primary nonferrous metals.....	10	2201	-6.2	3.1	1.5	-5.2	0.9	4.4
Copper cathode and refined copper.....	10	220131	-	2.3	-0.6	0.0	-	-
Other nonferrous metals, unalloyed.....	10	220181	-9.5	4.5	3.2	-8.3	1.9	5.0
Nonferrous scrap.....	10	23	-16.5	0.6	-2.5	-2.1	-0.1	0.1
Copper base scrap.....	10	2301	-7.1	2.8	0.9	0.2	-0.3	-3.8
No. 1 copper scrap, including wire.....	10	230101	-8.7	3.4	0.5	0.2	-1.3	-3.2
No. 2 copper scrap, including wire.....	10	230102	-7.6	4.2	-0.1	0.4	0.5	-4.2

See footnotes at end of table.

Table 7. Producer price index percentage changes for commodity and service groupings and individual items, not seasonally adjusted — Continued
[May 2023]

Title	Commodity code		Unadjusted 12-month percent change ¹	Unadjusted 1-month percent change ¹				
	Group code	Item code		May 2022 to May 2023 ^P	Dec. to Jan.	Jan. to Feb. ^P	Feb. to Mar. ^P	Mar. to Apr. ^P
Yellow brass scrap.....	10	230103	-10.4	1.5	3.1	0.3	2.0	-4.9
Other copper and brass scrap.....	10	230104	—	1.6	—	—	—	—
Aluminum base scrap.....	10	2302	-25.3	2.4	0.7	-3.1	-0.5	-2.0
Used beverage can scrap.....	10	230205	-28.6	0.4	8.9	-0.1	-4.1	-4.9
Other old aluminum base scrap.....	10	230206	—	2.5	2.4	—	—	—
Other nonferrous scrap (including lead, zinc and precious metals).....	10	2303	-14.9	-2.8	-8.6	-3.6	0.3	6.1
Other nonferrous scrap (including lead, zinc and precious metals).....	10	230309	-14.9	-2.8	-8.6	-3.6	0.3	6.1
Secondary nonferrous metals.....	10	24	-6.4	1.3	0.6	0.3	-0.4	-0.6
Secondary aluminum.....	10	2402	-16.4	0.5	2.0	-0.2	-2.2	-0.7
Secondary aluminum.....	10	240229	-16.4	0.5	2.0	-0.2	-2.2	-0.7
Secondary copper, alloyed and unalloyed.....	10	2403	-6.1	2.4	1.2	-0.1	2.0	0.4
Secondary copper, alloyed and unalloyed.....	10	240339	-6.1	2.4	1.2	-0.1	2.0	0.4
Secondary precious metals.....	10	2406	8.8	—	-1.9	3.1	5.0	0.8
Secondary precious metals.....	10	240669	8.8	—	-1.9	3.1	5.0	0.8
All other miscellaneous secondary nonferrous metals, including lead and zinc.....	10	2408	-5.8	1.1	-1.0	-1.1	-2.8	-2.7
All other miscellaneous secondary nonferrous metals, including lead and zinc.....	10	240801	-5.8	—	-1.0	-1.1	-2.8	-2.7
Nonferrous mill shapes.....	10	25	-9.5	2.2	1.7	-0.1	-0.9	-0.5
Aluminum mill shapes.....	10	2501	-15.2	2.3	1.7	-0.3	-1.4	0.0
Aluminum sheet and strip.....	10	250105	-21.1	0.4	0.4	-0.7	-1.3	-0.1
Extruded aluminum rod, bar, and other extruded shapes.....	10	250162	-14.1	4.7	3.5	-0.4	-2.0	0.1
Aluminum extruded and drawn pipe and tube.....	10	250163	-14.6	8.4	4.5	-1.1	-3.0	0.1
Copper and brass mill shapes.....	10	2502	-5.5	2.2	2.0	0.1	-0.9	-2.1
Copper and copper alloy sheet, strip and plate.....	10	250237	-1.4	4.5	2.0	-1.4	-0.3	-1.3
Copper and copper alloy rod, bar and shapes.....	10	250238	-7.3	2.1	1.3	0.0	-0.9	-2.5
Copper and copper alloy pipe and tube.....	10	250239	-4.6	0.5	3.6	1.7	-1.4	-1.7
Nickel and nickel-base alloy mill shapes.....	10	2504	5.4	0.8	1.6	0.3	3.7	-2.2
Nickel and nickel-base alloy mill shapes.....	10	250466	5.4	0.8	1.6	0.3	3.7	-2.2
Titanium and titanium-base alloy mill shapes.....	10	2505	14.6	1.3	0.0	1.4	0.4	-0.9
Titanium and titanium-base alloy mill shapes.....	10	250505	14.6	1.3	0.0	1.4	0.4	-0.9
Other nonferrous mill shapes.....	10	2519	2.6	3.8	1.2	-0.9	0.0	3.0
All other nonferrous metal mill shapes, except precious metal.....	10	251935	1.5	2.6	2.2	-1.2	-1.1	4.3
Nonferrous wire and cable.....	10	26	-2.9	2.8	-2.7	-0.8	-0.1	-1.7
Nonferrous wire and cable.....	10	2603	-2.9	2.8	-2.7	-0.8	-0.1	-1.7
Electronic wire and cable.....	10	260301	3.5	1.4	1.6	-0.2	0.1	-0.2
Copper wire and cable.....	10	260314	-7.5	4.8	2.4	-1.2	-0.7	-3.2
Power wire and cable.....	10	260332	18.3	-0.7	3.4	-0.6	0.8	-0.3
Fiber optic cable.....	10	260333	14.6	3.7	0.0	0.0	0.0	2.8
Other wire and cable.....	10	260398	4.3	0.0	1.0	0.6	0.0	1.3
Nonferrous forge shop products.....	10	27	7.1	-0.9	3.2	0.0	0.3	1.2
Nonferrous forge shop products.....	10	2701	7.1	-0.9	3.2	0.0	0.3	1.2
Nonferrous forge shop products.....	10	270111	7.1	-0.9	3.2	0.0	0.3	1.2
Hot impression die, impact, press and upset aluminum and other nonferrous forgings.....	10	2701111	7.7	-0.9	3.5	0.0	0.3	1.4
Hot impression die, impact, press and upset aluminum and aluminum alloy forgings.....	10	27011111	-4.1	-2.3	0.2	0.0	0.6	0.0
Hot impression die, impact, press and upset titanium and titanium alloy forgings.....	10	27011112	24.7	0.6	8.2	0.0	0.0	3.3
Other nonferrous hot impression die impact, press, and upset forgings.....	10	27011113	14.2	1.5	3.3	0.0	0.0	0.0
Nonferrous foundry shop products.....	10	28	3.4	0.4	0.8	-0.2	0.3	0.0
Aluminum castings.....	10	2802	4.3	-0.1	0.5	-0.3	0.2	0.1
Aluminum die-castings.....	10	280207	1.4	-0.6	0.8	-0.9	0.5	-0.3
Aluminum castings, excluding die-castings.....	10	280208	10.1	0.8	0.1	0.7	-0.2	0.6
Castings, nonferrous (except aluminum).....	10	2807	1.9	1.4	1.4	0.0	0.4	-0.2
Castings, nonferrous (except aluminum).....	10	280701	1.9	1.4	1.4	0.0	0.4	-0.2
Nonferrous die-castings (except aluminum).....	10	2807011	-2.7	1.1	0.1	0.0	-0.4	-0.5
Copper base castings (excluding die-castings).....	10	2807013	1.1	1.6	0.9	0.0	-0.3	0.0
Metal containers.....	10	3	-1.8	-1.8	-0.3	-0.3	0.2	0.3
Metal cans and can components.....	10	31	-1.2	-1.7	0.0	-0.3	0.2	0.0
Steel cans and tinware end products.....	10	3102	6.6	0.5	0.0	-0.9	0.0	0.0
Steel cans and tinware end products.....	10	310231	6.6	0.5	0.0	-0.9	0.0	0.0
Aluminum cans and can components.....	10	3103	—	-3.2	0.0	0.0	0.4	—
Aluminum cans and can components.....	10	310331	—	-3.2	0.0	0.0	0.4	—

See footnotes at end of table.

Table 7. Producer price index percentage changes for commodity and service groupings and individual items, not seasonally adjusted — Continued
[May 2023]

Title	Commodity code		Unadjusted 12-month percent change ¹ May 2022 to May 2023 ^P	Unadjusted 1-month percent change ¹				
	Group code	Item code		Dec. to Jan.	Jan. to Feb. ^P	Feb. to Mar. ^P	Mar. to Apr. ^P	Apr. to May ^P
Barrels, drums, pails and other metal containers.....	10	32	-4.2	-2.1	-1.9	-0.2	0.1	1.5
Barrels, drums, pails and other metal containers.....	10	3201	-4.2	-2.1	-1.9	-0.2	0.1	1.5
Steel shipping barrels and drums (excl. beer barrels) (more than 12-gallon capacity).....	10	320106	-10.2	-4.2	-4.6	0.0	0.3	5.1
All other metal containers.....	10	320107	-1.7	-1.9	0.0	-0.3	0.0	0.0
Hardware.....	10	4	4.1	0.9	0.1	0.2	0.0	0.0
Hardware, n.e.c.....	10	41	3.4	1.0	-0.6	0.2	-0.4	0.0
Builders' hardware.....	10	4101	4.6	0.3	-1.6	0.0	0.1	0.0
Builders' hardware (lock units, key blanks, door & window hardware, cabinet hardware, etc.).....	10	410104	4.6	0.3	-1.6	0.0	0.1	0.0
Transportation equipment hardware.....	10	4103	4.7	2.8	0.8	0.7	-0.8	0.0
Motor vehicle hardware.....	10	410311	4.1	1.7	0.0	0.0	0.1	0.0
Other transportation equipment hardware, incl. marine & aircraft (excl. motor vehicle hardware).....	10	410341	8.6	-	-	-	-	0.0
Furniture hardware.....	10	4104	-3.4	-1.2	-0.2	-0.5	-0.2	-0.4
Furniture hardware.....	10	410411	-3.4	-1.2	-0.2	-0.5	-0.2	-0.4
Other miscellaneous hardware.....	10	4105	-1.0	0.1	0.7	0.0	-2.1	-0.2
Other miscellaneous hardware.....	10	410502	-1.0	0.1	0.7	0.0	-2.1	-0.2
Hand and edge tools.....	10	42	5.7	0.9	1.6	0.1	1.1	0.1
Hand and edge tools.....	10	4201	5.7	0.9	1.6	0.1	1.1	0.1
Mechanics hand service tools.....	10	420135	5.0	0.9	0.3	0.3	0.3	0.5
Edge tools, hand operated.....	10	420145	9.7	0.0	1.6	0.0	4.9	0.0
All other misc handtools, including cutting dies, machine & power-driven (except metal cutting).....	10	420155	4.4	1.5	2.8	0.0	0.5	0.0
Plumbing fixtures and fittings.....	10	5	2.5	1.2	-0.1	0.3	-0.5	0.6
Plumbing fixture fittings and trim.....	10	54	3.2	1.6	0.0	0.0	0.0	0.1
Plumbing fixtures, fittings, and trim.....	10	5402	3.2	1.6	0.0	0.0	0.0	0.1
Lavatory and sink fittings.....	10	540218	6.4	3.1	0.0	0.0	0.0	0.5
Miscellaneous plumbing fixtures, fittings, and trim.....	10	540223	1.1	0.3	0.0	0.0	0.0	0.0
Enameled iron & metal sanitary ware.....	10	56	0.7	-0.5	-0.6	2.5	-3.7	4.0
Enameled iron and metal sanitary ware.....	10	5601	0.7	-0.5	-0.6	2.5	-3.7	4.0
Enameled iron and metal sanitary ware.....	10	560102	0.7	-0.5	-0.6	2.5	-3.7	4.0
Heating equipment.....	10	6	5.8	0.3	-0.1	1.1	0.3	-0.4
Steam and hot water equipment.....	10	61	10.4	0.0	0.0	2.9	0.0	0.0
Steam and hot water equipment.....	10	6101	10.4	0.0	0.0	2.9	0.0	0.0
Cast iron heating boilers, radiators and convectors.....	10	610106	11.0	0.0	0.0	3.8	0.0	0.0
Furnaces and heaters, including parts.....	10	62	2.2	-0.2	-0.9	1.6	0.5	-1.0
Furnaces and heaters, including parts.....	10	6201	2.2	-0.2	-0.9	1.6	0.5	-1.0
Furnaces and heaters, including parts.....	10	620146	2.2	-0.2	-0.9	1.6	0.5	-1.0
Warm air furnaces, including parts.....	10	6201461	0.8	-0.3	-1.3	2.2	0.7	-1.4
Warm air furnaces.....	10	62014611	1.6	-0.3	-0.5	2.3	0.7	-1.4
Floor and wall furnaces, unit heaters, infrared heaters, & mechanical stokers, including parts.....	10	6201462	10.2	0.0	0.0	0.0	0.0	0.0
Other heating equipment, non-electric, including parts.....	10	63	13.9	1.6	0.8	0.9	0.3	0.0
Other heating equipment, non-electric, including parts.....	10	6301	13.9	1.6	0.8	0.9	0.3	0.0
Other heating equipment, non-electric, including parts.....	10	630161	13.9	1.6	0.8	0.9	0.3	0.0
Domestic heating stoves.....	10	64	10.2	1.1	0.6	0.0	0.0	0.0
Domestic heating stoves.....	10	6401	10.2	1.1	0.6	0.0	0.0	0.0
Domestic heating stoves.....	10	640141	10.2	1.1	0.6	0.0	0.0	0.0
Domestic water heaters.....	10	66	0.5	0.0	0.2	0.0	0.0	0.0
Domestic water heaters.....	10	6601	0.5	0.0	0.2	0.0	0.0	0.0
Household water heaters, electric, for permanent installation.....	10	660101	0.1	0.0	0.1	0.0	0.0	0.0
Household water heaters, except electric.....	10	660114	0.9	0.0	0.3	0.0	0.0	0.0
Fabricated structural metal products.....	10	7	-1.8	0.2	0.0	1.0	0.5	-0.3
Metal doors, sash, and trim.....	10	71	1.3	0.0	0.7	0.0	0.5	0.0
Metal doors and frames (except storm).....	10	7102	2.3	0.0	0.4	0.0	0.8	0.0
Metal doors and frames (except storm).....	10	710209	2.3	0.0	0.4	0.0	0.8	0.0
Metal windows (except storm sash).....	10	7103	1.9	0.0	0.0	0.1	0.0	0.0
Metal windows (except storm sash).....	10	710313	1.9	0.0	0.0	0.1	0.0	0.0
Metal molding and trim and store fronts.....	10	7104	-8.1	0.0	0.0	0.0	0.0	0.0
Metal molding and trim and store fronts.....	10	710413	-8.1	0.0	0.0	0.0	0.0	0.0
Metal combination screen, storm sash, and storm doors.....	10	7105	14.0	0.0	11.9	0.0	0.0	0.0

See footnotes at end of table.

Table 7. Producer price index percentage changes for commodity and service groupings and individual items, not seasonally adjusted — Continued
[May 2023]

Title	Commodity code		Unadjusted 12-month percent change ¹ May 2022 to May 2023 ^P	Unadjusted 1-month percent change ¹				
	Group code	Item code		Dec. to Jan.	Jan. to Feb. ^P	Feb. to Mar. ^P	Mar. to Apr. ^P	Apr. to May ^P
Metal combination screen, storm sash, and storm doors.....	10	710515	14.0	0.0	11.9	0.0	0.0	0.0
Metal window and door screens (except combination screens) and metal weather strip.....	10	7107	0.2	0.0	0.0	0.0	0.0	0.0
Metal window and door screens (except combination screens) and metal weather strip.....	10	710717	0.2	0.0	0.0	0.0	0.0	0.0
Metal tanks.....	10	72	4.1	0.9	0.0	0.1	1.1	0.0
Metal tanks.....	10	7201	4.1	0.9	0.0	0.1	1.1	0.0
Metal tanks, heavy gauge, including field-erected.....	10	720123	4.1	0.9	0.0	0.1	1.1	0.0
Sheet metal products.....	10	73	0.1	-0.6	-0.6	0.2	0.8	-0.7
Sheet metal products.....	10	7301	0.1	-0.6	-0.6	0.2	0.8	-0.7
Sheet metal air-conditioning ducts and stove pipe.....	10	730120	1.5	1.3	0.0	-0.2	0.0	0.0
Sheet metal roofing and roof drainage equipment.....	10	730170	1.1	-0.5	-0.7	1.4	-0.2	0.4
Sheet metal electronic enclosures.....	10	7301C	4.9	0.1	0.0	0.1	6.0	-3.6
Steel sheet metal computer & peripheral equipment enclosures.....	10	7301C1	6.2	0.0	0.0	0.1	14.3	-7.9
Aluminum sheet metal computer & peripheral equipment enclosures.....	10	7301C2	0.0	0.0	0.0	0.0	0.0	0.0
Other sheet metal electronic enclosures (excl. computers).....	10	7301C3	4.9	0.2	-0.1	0.2	0.0	0.0
Other sheet metal work.....	10	7301G	4.0	-0.1	0.0	0.0	0.0	0.2
Aluminum and other sheet metal work.....	10	7301G3	1.0	-0.2	0.1	0.0	0.0	0.3
Structural, architectural, and pre-engineered metal products.....	10	74	-4.9	0.6	-0.1	1.4	0.5	-0.3
Fabricated structural metal.....	10	7405	-2.6	0.8	0.4	1.4	0.6	-0.5
Fabricated structural metal bar joists and concrete reinforcing bars.....	10	74051	-3.1	1.0	0.6	2.4	0.3	-0.7
Fabricated structural iron & steel for industrial bldgs metal bar joists, short span.....	10	740510	-8.5	-0.7	0.7	1.4	0.0	-0.2
Fabricated structural iron & steel for commercial, residential, institutional, & public bldgs.....	10	740514	-1.9	1.4	0.6	2.7	0.4	-0.8
Other fabricated structural metal, including for bridges.....	10	74055	-1.3	0.6	0.2	0.6	0.9	-0.4
Fabricated structural metal for bridges.....	10	740553	-4.9	3.1	-6.8	-1.6	6.9	-4.8
Other fabricated structural iron and steel, aluminum, and other metals..	10	740554	-1.1	0.4	0.9	0.8	0.4	0.0
Custom roll form products.....	10	7407	-22.6	0.1	-3.8	0.1	0.0	0.0
Custom roll form products.....	10	740775	-22.6	0.1	-3.8	0.1	0.0	0.0
Ornamental and architectural metal work.....	10	7408	-0.1	0.4	0.0	0.1	0.0	0.1
Iron, steel, and aluminum stairs, staircases and fire escapes.....	10	740803	-0.9	-0.1	0.0	0.4	0.4	0.3
Steel and aluminum fences, gates (not wire), and railings and window guards.....	10	740813	1.7	0.0	0.0	-0.8	0.2	0.0
Other architectural and ornamental metal work.....	10	74082	-3.0	0.0	0.0	0.1	0.0	0.0
Other aluminum and metal architectural and ornamental work.....	10	740821	2.3	0.0	0.0	0.2	0.0	0.0
Other iron and steel architectural and ornamental work.....	10	740822	-	0.0	0.0	-	-	-
Metal stalls and corrals.....	10	740824	-	0.0	0.0	0.0	-	-
Fabricated metal pipe, tube, and fittings.....	10	7411	3.0	0.0	1.2	5.1	0.8	-0.3
Fabricated metal pipe, tube, and fittings.....	10	741151	3.0	0.0	1.2	5.1	0.8	-0.3
Heat exchangers and steam condensers.....	10	75	6.2	0.3	0.0	0.1	0.0	0.0
Heat exchangers and steam condensers.....	10	7501	6.2	0.3	0.0	0.1	0.0	0.0
Heat exchangers and steam condensers (except for nuclear applications).....	10	750103	7.0	0.4	0.0	0.0	0.0	0.0
Steel power boilers, parts and attachments (excl. nuclear applications).....	10	750106	-	-	-	-	-	-
Fabricated steel plate.....	10	76	-1.0	0.0	0.0	-0.2	0.0	0.0
Fabricated steel plate.....	10	7601	-1.0	0.0	0.0	-0.2	0.0	0.0
Fabricated steel plate.....	10	760102	-1.0	0.0	0.0	-0.2	0.0	0.0
Prefabricated metal buildings.....	10	79	-3.1	0.0	0.6	4.9	0.1	-0.3
Prefabricated metal building systems (excl. farm service bldgs, residential bldgs, and parts).....	10	7901	2.4	0.0	0.7	7.0	0.5	0.0
Prefabricated metal building systems (excl. farm service bldgs, residential bldgs, and parts).....	10	790101	2.4	0.0	0.7	7.0	0.5	0.0
Industrial & commercial prefab metal building systems (excl farm svc bldgs, residential, parts).....	10	7901012	-	0.0	0.9	11.9	-	-
Farm service buildings and other prefabricated and portable buildings, steel and aluminum.....	10	7902	-5.1	-0.5	0.9	0.2	-0.7	0.0
Farm service buildings and other prefabricated and portable buildings, steel and aluminum.....	10	790201	-5.1	-0.5	0.9	0.2	-0.7	0.0
Panels, parts, and sections for prefabricated buildings, steel and aluminum.....	10	7903	-24.0	0.7	-0.2	-0.3	-1.5	-2.1
Panels, parts, and sections for prefabricated buildings, steel and aluminum.....	10	790354	-24.0	0.7	-0.2	-0.3	-1.5	-2.1
Miscellaneous metal products.....	10	8	3.9	0.2	0.7	-0.1	0.1	0.1
Bolts, nuts, screws, rivets, and washers.....	10	81	7.4	1.0	1.6	0.4	0.5	0.3
Externally threaded fasteners, except aircraft types.....	10	8102	6.1	1.8	1.5	1.0	0.9	0.6

See footnotes at end of table.

Table 7. Producer price index percentage changes for commodity and service groupings and individual items, not seasonally adjusted — Continued
[May 2023]

Title	Commodity code		Unadjusted 12-month percent change ¹	Unadjusted 1-month percent change ¹				
	Group code	Item code		May 2022 to May 2023 ^P	Dec. to Jan.	Jan. to Feb. ^P	Feb. to Mar. ^P	Mar. to Apr. ^P
Hex bolts, including heavy, tap-and-joint.....	10	810206	3.3	1.9	0.0	-0.7	-0.3	2.4
Cap, set, machine, lag, flange, and self-locking screws, except aircraft types.....	10	810231	6.9	4.5	1.7	0.1	0.9	0.2
Other metal bolts, incl. square, round, plow, high-strength structural, and bent.....	10	810262	17.0	-1.0	4.3	5.8	2.8	4.2
Other externally threaded metal fasteners, including studs, except aircraft types.....	10	810263	1.9	-0.5	0.6	0.8	0.4	-0.9
Internally threaded fasteners, except aircraft types.....	10	8103	6.3	0.2	0.0	-0.6	1.1	0.1
Internally threaded fasteners, except aircraft types.....	10	810312	6.3	0.2	0.0	-0.6	1.1	0.1
Nonthreaded metal fasteners, except aircraft types.....	10	8104	6.2	2.3	-0.9	0.0	0.0	0.6
Nonthreaded metal fasteners, except aircraft types.....	10	810424	6.2	2.3	-0.9	0.0	0.0	0.6
Aircraft fasteners, except plastics (including aerospace).....	10	8105	12.0	0.0	3.7	0.0	0.0	0.0
Aircraft fasteners, except plastics (including aerospace).....	10	810536	12.0	0.0	3.7	0.0	0.0	0.0
Formed products, except fasteners, made by cold-, warm-, or hot-heading processes.....	10	8106	0.2	0.0	0.0	0.0	0.0	0.0
Formed products, except fasteners, made by cold-, warm-, or hot-heading processes.....	10	810648	0.2	0.0	0.0	0.0	0.0	0.0
Lighting fixtures.....	10	83	4.9	0.3	0.1	1.5	0.0	0.6
Residential electric lighting fixtures, except portable.....	10	8302	0.5	0.0	0.2	0.0	0.1	0.0
Residential electric lighting fixtures, except portable.....	10	830225	0.5	0.0	0.2	0.0	0.1	0.0
Commercial, institutional and industrial electric lighting fixtures.....	10	8303	6.1	0.3	0.2	0.5	0.0	1.0
Commercial and institutional electric lighting fixtures, including parts and accessories.....	10	830302	5.5	0.3	0.2	0.4	0.0	1.2
Industrial electric lighting fixtures, including parts and accessories.....	10	830304	8.0	0.0	0.0	1.3	0.0	0.0
Other lighting equipment.....	10	8305	4.5	0.3	0.0	3.3	0.0	0.0
Outdoor lighting equipment (including parts and accessories).....	10	830522	1.6	0.7	0.0	0.0	0.0	0.0
All other miscellaneous electric and nonelectric lighting equipment, incl parts and accessories.....	10	830524	6.6	0.0	0.0	5.7	0.0	0.0
Ammunition, except for small arms.....	10	85	8.1	-0.4	0.0	1.1	0.0	0.4
Ammunition, except for small arms.....	10	8501	8.1	-0.4	0.0	1.1	0.0	0.4
Ammunition, except for small arms.....	10	850101	8.1	-0.4	0.0	1.1	0.0	0.4
Ordnance and ordnance accessories, n.e.c.....	10	86	6.0	0.5	0.0	0.0	0.0	0.0
Ordnance and ordnance accessories, n.e.c.....	10	8601	6.0	0.5	0.0	0.0	0.0	0.0
Ordnance and ordnance accessories, n.e.c.....	10	860101	6.0	0.5	0.0	0.0	0.0	0.0
Fabricated ferrous wire products.....	10	88	-2.8	-0.3	-0.5	-0.5	-0.1	0.0
Ferrous wire rope, cable, forms and strand.....	10	8801	-3.6	0.6	0.3	0.1	0.2	-0.3
Ferrous wire rope, cable, forms and strand.....	10	880101	-3.6	0.6	0.3	0.1	0.2	-0.3
Ferrous wire cloth, other woven wire products.....	10	8807	3.2	0.0	1.1	0.0	0.0	0.0
Ferrous wire cloth, other woven wire products.....	10	880701	3.2	0.0	1.1	0.0	0.0	0.0
Other fabricated ferrous wire products.....	10	8809	-1.9	-0.7	-0.9	-0.3	-0.2	0.1
Steel fencing and fence gates.....	10	880993	-11.5	-5.3	0.2	-0.3	-0.7	-0.1
Other fabricated ferrous wire products, n.e.c.....	10	880996	0.2	0.0	-1.0	-0.3	-0.1	0.1
Steel nails, staples, tacks, spikes and brads.....	10	8812	-8.8	-0.2	0.1	-6.2	0.0	0.0
Steel nails, staples, tacks, spikes and brads.....	10	881201	-8.8	-0.2	0.1	-6.2	0.0	0.0
Other miscellaneous metal products.....	10	89	3.9	0.2	0.9	-0.3	0.1	0.0
Wire springs.....	10	8904	29.7	-0.4	-0.5	2.1	-0.1	0.0
Precision mechanical wire springs.....	10	890424	14.2	0.6	-0.3	6.9	-0.3	-0.1
Precision mechanical extension- and torsion-type wire springs.....	10	8904241	7.7	-0.1	-0.6	-0.4	-0.2	0.0
Precision mechanical compression-type springs.....	10	8904242	19.3	1.0	0.0	12.1	-0.3	-0.1
Other metal products.....	10	8905	2.9	0.1	0.8	-0.4	0.2	0.0
Automotive job stampings.....	10	890507	2.0	0.0	-0.4	-1.2	0.2	0.0
Precision turned products, automotive.....	10	890521	4.5	0.0	5.1	0.0	0.0	0.0
Precision turned products, except automotive.....	10	890522	10.2	0.6	3.7	0.0	0.1	0.0
Metal powders, paste, and flake.....	10	890564	-4.5	-3.3	0.7	-0.7	1.0	-0.1
Powder metallurgy parts, except bearings, gears, etc.....	10	890571	-	-0.1	0.5	0.1	1.0	-
Other fabricated metal products.....	10	890589	0.4	1.3	-0.9	0.9	-0.3	-0.2
Metal stampings n.e.c.....	10	8907	-2.8	0.3	2.2	0.1	0.1	0.0
Metal job stampings, except automotive.....	10	890701	-4.4	0.8	0.9	0.1	0.1	0.0
Recreational vehicle metal job stamping.....	10	8907011	-	2.1	0.0	0.0	0.0	-
Motor and generator metal job stamping.....	10	8907012	-4.5	-3.3	0.0	3.7	0.5	0.0
Other metal job stampings.....	10	8907013	2.8	1.6	-0.1	0.0	0.2	0.0
Metal foil and leaf.....	10	8908	16.2	2.6	0.0	0.1	-0.5	0.0
Flexible packaging foil.....	10	890811	16.2	2.6	0.0	0.1	-0.5	0.0
Heavy gauge springs.....	10	8909	35.8	0.1	-0.7	0.2	0.3	-0.1
Cold formed steel springs, except wire.....	10	890913	69.6	0.1	0.0	0.3	0.5	-0.1

See footnotes at end of table.

Table 7. Producer price index percentage changes for commodity and service groupings and individual items, not seasonally adjusted — Continued
[May 2023]

Title	Commodity code		Unadjusted 12-month percent change ¹ May 2022 to May 2023 ^P	Unadjusted 1-month percent change ¹				
	Group code	Item code		Dec. to Jan.	Jan. to Feb. ^P	Feb. to Mar. ^P	Mar. to Apr. ^P	Apr. to May ^P
Machinery and equipment.....	11	—	5.9	1.3	0.3	0.4	0.4	0.1
Agricultural machinery and equipment.....	11	1	6.0	-0.1	-0.3	0.3	0.2	0.1
Agricultural machinery and equipment.....	11	14	6.0	-0.1	-0.3	0.3	0.2	0.1
Commercial turf and grounds care equipment, including parts and attachments.....	11	1401	3.8	-0.7	0.3	0.1	0.6	0.1
Commercial turf and grounds care equipment, including parts and attachments.....	11	140111	3.8	-0.7	0.3	0.1	0.6	0.1
Farm plows, harrows, rollers, pulverizers, etc., and attachments.....	11	1402	16.1	0.0	0.0	0.0	0.0	0.0
Farm plows, harrows, rollers, pulverizers, etc., and attachments.....	11	140211	16.1	0.0	0.0	0.0	0.0	0.0
Farm dairy equipment, sprayers and dusters, farm blowers, and attachments.....	11	1404	5.4	0.8	0.0	0.0	0.0	0.0
Farm dairy equipment, sprayers and dusters, farm blowers, and attachments.....	11	140411	5.4	0.8	0.0	0.0	0.0	0.0
Planting, seeding, and fertilizing machinery and attachments.....	11	1405	0.6	1.1	0.7	0.7	0.0	0.0
Planting, seeding, and fertilizing machinery and attachments.....	11	140511	0.6	1.1	0.7	0.7	0.0	0.0
Harvesting machinery (except hay and straw) and attachments.....	11	1406	11.9	0.0	0.0	0.0	-0.2	-0.1
Harvesting machinery (except hay and straw) and attachments.....	11	140611	11.9	0.0	0.0	0.0	-0.2	-0.1
Haying machinery and attachments.....	11	1407	5.3	-1.0	0.0	0.3	1.2	0.0
Haying machinery and attachments.....	11	140711	5.3	-1.0	0.0	0.3	1.2	0.0
All other farm machinery and equipment, excluding parts, including attachments.....	11	1408	-0.5	-0.4	-1.8	0.3	0.2	0.4
All other farm machinery and equipment, excluding parts, including attachments.....	11	140811	-0.5	-0.4	-1.8	0.3	0.2	0.4
Parts for farm machinery, for sale separately.....	11	1409	5.6	0.1	1.3	0.9	0.3	0.5
Parts for farm machinery, for sale separately.....	11	140911	5.6	0.1	1.3	0.9	0.3	0.5
Construction machinery and equipment.....	11	2	9.1	3.4	0.3	0.3	0.3	0.1
Tractors and attachments, ex. parts.....	11	2A	9.4	5.1	0.7	0.6	0.0	0.1
Construction machinery for mounting (excluding parts, winches, snow clearing attachments).....	11	2A03	14.8	10.7	0.0	0.0	0.1	0.0
Construction machinery for mounting (excluding parts, winches, snow clearing attachments).....	11	2A0302	14.8	10.7	0.0	0.0	0.1	0.0
Tractor shovel loaders (skid steer, wheel, crawler, and integral design backhoes).....	11	2A04	11.1	5.1	0.3	0.0	0.0	0.2
Tractor shovel loaders (skid steer, wheel, crawler, and integral design backhoes).....	11	2A0406	11.1	5.1	0.3	0.0	0.0	0.2
Construction wheel and crawler tractors, dozers, self-propelled log skidders, etc.....	11	2A05	7.1	2.4	1.9	1.9	0.0	0.0
Construction wheel and crawler tractors, dozers, self-propelled log skidders, etc.....	11	2A0501	7.1	2.4	1.9	1.9	0.0	0.0
Power cranes, draglines, & shovels (excavators) (incl. surface mining equipment) (excl. parts).....	11	2B	11.2	4.6	0.0	0.0	0.3	0.0
Power cranes, draglines, & shovels (excavators) (incl. surface mining equip.) (excluding parts).....	11	2B05	11.2	4.6	0.0	0.0	0.3	0.0
Power cranes, draglines, & shovels (excavators) (incl. surface mining equip.) (excluding parts).....	11	2B0504	11.2	4.6	0.0	0.0	0.3	0.0
Mixers, pavers, and related equipment (excluding parts).....	11	2C	14.6	5.8	0.0	0.0	2.2	0.0
Mixers, pavers, and related equipment (excluding parts).....	11	2C01	14.6	5.8	0.0	0.0	2.2	0.0
Mixers, pavers, and related equipment (excluding parts).....	11	2C0109	14.6	5.8	0.0	0.0	2.2	0.0
Off-highway, equipment, ex. parts.....	11	2D	9.8	3.7	0.0	0.0	0.0	0.0
Off-highway trucks, haulers, truck-type tractor chassis, trailers, etc. (excluding parts).....	11	2D02	8.7	3.1	0.0	0.0	0.1	0.0
Off-highway trucks, haulers, truck-type tractor chassis, trailers, etc. (excluding parts).....	11	2D0201	8.7	3.1	0.0	0.0	0.1	0.0
Graders, rollers & compactors, rough-terrain forklifts, scrapers, trenchers, etc. (excl. parts).....	11	2D03	10.7	4.3	0.0	0.0	0.0	0.1
Graders, rollers & compactors, rough-terrain forklifts, scrapers, trenchers, etc. (excl. parts).....	11	2D0301	10.7	4.3	0.0	0.0	0.0	0.1
Misc. construction machinery and equipment.....	11	2J	5.5	0.7	0.5	0.5	0.0	0.1
Winches, aerial work platforms, and automotive wrecker hoists, including parts and attachments.....	11	2J01	8.5	1.6	1.2	1.1	0.0	0.2
Winches, aerial work platforms, and automotive wrecker hoists, including parts and attachments.....	11	2J0101	8.5	1.6	1.2	1.1	0.0	0.2
Other construction machinery and equipment (excluding parts).....	11	2J03	2.9	0.0	0.0	0.0	0.0	0.0
Other construction machinery and equipment (excluding parts).....	11	2J0301	2.9	0.0	0.0	0.0	0.0	0.0
Parts for construction machinery and equipment, sold separately.....	11	2K	8.9	0.6	0.0	-0.1	0.7	0.2
Parts for construction machinery and equipment, sold separately.....	11	2K01	8.9	0.6	0.0	-0.1	0.7	0.2
Parts for cranes, draglines, and shovels (including surface mining equipment) (sold separately).....	11	2K0101	11.5	0.0	0.0	0.6	0.0	0.0

See footnotes at end of table.

Table 7. Producer price index percentage changes for commodity and service groupings and individual items, not seasonally adjusted — Continued
 [May 2023]

Title	Commodity code		Unadjusted 12-month percent change ¹	Unadjusted 1-month percent change ¹				
	Group code	Item code		May 2022 to May 2023 ^P	Dec. to Jan.	Jan. to Feb. ^P	Feb. to Mar. ^P	Mar. to Apr. ^P
Parts for off-highway wheel tractors and shovel loaders (sold separately).....	11	2K0102	5.7	0.5	0.0	-3.9	0.0	0.0
Parts for other construction machinery (sold separately).....	11	2K0103	7.6	1.0	0.0	0.0	1.4	0.4
Metalworking machinery and equipment.....	11	3	6.1	1.0	0.3	0.2	0.5	0.7
Power-driven handtools, including parts and attachments.....	11	32	11.6	0.8	0.0	0.0	0.0	6.4
Power-driven handtools, including parts and attachments.....	11	3211	11.6	0.8	0.0	0.0	0.0	6.4
Power-driven handtools, including parts and attachments.....	11	321101	11.6	0.8	0.0	0.0	0.0	6.4
Power-driven handtools, pneumatic, hydraulic, and powder-actuated.....	11	3211011	10.3	1.4	0.0	0.0	0.0	5.6
Power-driven handtools, electric (except battery powered), including parts.....	11	3211014	12.1	0.0	0.0	0.0	0.1	7.0
Welding machines and equipment.....	11	33	5.5	0.7	0.0	0.0	1.9	0.0
Arc welding machines, components, and accessories, excluding electrodes and stud welding equip.....	11	3301	7.9	0.0	0.0	0.0	3.0	0.0
Arc welding machines, components, and accessories, excluding electrodes and stud welding equip.....	11	330175	7.9	0.0	0.0	0.0	3.0	0.0
Resistance welders, components, accessories, and electrodes.....	11	3302	-	3.5	0.0	0.0	-	-
Resistance welders, components, accessories, and electrodes.....	11	330276	-	3.5	0.0	0.0	-	-
Gas welding and cutting equipment, parts, attachments, and accessories.....	11	3304	3.8	3.0	0.1	0.0	0.4	0.0
Gas welding and cutting equipment, parts, attachments, and accessories.....	11	330461	3.8	3.0	0.1	0.0	0.4	0.0
Other welding equipment, components, and accessories (excluding arc, resistance, and gas).....	11	3306	7.7	1.8	0.2	0.0	0.4	0.0
Other welding equipment, components, and accessories (excluding arc, resistance, and gas).....	11	330629	7.7	1.8	0.2	0.0	0.4	0.0
Industrial process furnaces and ovens.....	11	34	6.0	0.4	0.4	0.3	1.5	1.3
Industrial process furnaces and ovens, except parts and attachments.....	11	3407	5.5	0.5	0.6	0.2	1.2	0.7
Industrial process furnaces and ovens, except parts and attachments.....	11	340711	5.5	0.5	0.6	0.2	1.2	0.7
Parts and attachments for industrial process furnaces and ovens.....	11	3409	7.5	0.2	-0.4	0.5	2.6	2.9
Parts and attachments for industrial process furnaces and ovens.....	11	340901	7.5	0.2	-0.4	0.5	2.6	2.9
Cutting tools and accessories.....	11	35	5.1	0.6	0.3	0.0	0.0	0.1
Small cutting tools.....	11	3501	4.5	0.5	0.2	0.0	0.0	0.1
End mills and milling cutters.....	11	350144	5.9	1.3	0.4	0.3	-0.1	0.1
Threading tools, including blanks, tips and inserts.....	11	350145	-1.0	0.5	0.0	0.0	0.0	0.0
Carbon and high-speed steel, shank, solid, tipped carbide twist drills.....	11	350146	5.2	0.0	0.9	0.1	0.0	1.2
Taps, carbide indexable, and throwaway inserts for machine tools.....	11	350147	6.1	0.6	0.1	0.0	0.0	0.0
Other cutting tools for machine tools, excluding tips and blanks.....	11	350149	4.7	0.4	0.0	0.0	0.0	0.0
Other machine tool attachments and accessories.....	11	3505	9.0	1.5	1.1	0.1	0.0	0.0
Other machine tool attachments and accessories.....	11	350501	9.0	1.5	1.1	0.1	0.0	0.0
Abrasive products.....	11	36	7.6	0.5	0.4	1.0	0.9	0.1
Nonmetallic sized grains, powders, and flour abrasives (incl. graded only).....	11	3601	12.0	0.0	0.0	0.0	0.0	0.0
Nonmetallic sized grains, powders, and flour abrasives (incl. graded only).....	11	360105	12.0	0.0	0.0	0.0	0.0	0.0
Nonmetallic abrasive products (including diamond abrasives).....	11	3603	8.6	0.5	0.8	-0.3	0.1	0.0
Nonmetallic abrasive products (including diamond abrasives).....	11	360311	8.6	0.5	0.8	-0.3	0.1	0.0
Nonmetallic coated abrasive products and buffing wheels, polishing wheels, and laps.....	11	3605	9.1	0.0	0.2	1.8	0.5	0.1
Nonmetallic coated abrasive products and buffing wheels, polishing wheels, and laps.....	11	360505	9.1	0.0	0.2	1.8	0.5	0.1
Metal cutting machine tools.....	11	37	4.1	0.3	1.1	0.1	0.0	0.5
Other metal-cutting machine tools.....	11	3720	2.1	0.0	0.0	0.0	0.0	0.7
Other metal-cutting machine tools.....	11	372041	2.1	0.0	0.0	0.0	0.0	0.7
Metal machining centers.....	11	3721	5.9	0.0	4.8	0.0	0.0	0.0
Metal machining centers.....	11	372121	5.9	0.0	4.8	0.0	0.0	0.0
Rebuilt metal-cutting machine tools and parts for metal-cutting machine tools.....	11	3753	7.3	1.1	0.0	1.1	0.0	0.0
Rebuilt metal-cutting machine tools and parts for metal-cutting machine tools.....	11	375311	7.3	1.1	0.0	1.1	0.0	0.0
Metal forming machine tools.....	11	38	5.6	0.0	0.1	0.0	0.0	2.2
Metal-forming machine tools (except rebuilt and parts).....	11	3826	5.3	0.0	0.0	0.0	0.0	1.6
Metal punching and shearing (power & manual), and bending and forming machines (power only).....	11	382611	4.6	0.0	0.0	0.0	0.0	0.0
Metalworking presses (except forging and die-stamping presses).....	11	382631	-	0.0	0.0	0.0	0.0	-
Rebuilt metal-forming machine tools and parts for metal-forming machine tools.....	11	3852	5.6	0.0	0.2	0.0	0.0	3.3

See footnotes at end of table.

Table 7. Producer price index percentage changes for commodity and service groupings and individual items, not seasonally adjusted — Continued
[May 2023]

Title	Commodity code		Unadjusted 12-month percent change ¹ May 2022 to May 2023 ^P	Unadjusted 1-month percent change ¹				
	Group code	Item code		Dec. to Jan.	Jan. to Feb. ^P	Feb. to Mar. ^P	Mar. to Apr. ^P	Apr. to May ^P
Rebuilt metal-forming machine tools and parts for metal-forming machine tools.....	11	385205	5.6	0.0	0.2	0.0	0.0	3.3
Tools, dies, jigs, fixtures & ind. molds.....	11	39	4.2	0.8	0.1	0.1	0.2	0.2
Special tools, dies, jigs, and fixtures.....	11	3901	3.2	0.2	0.2	0.2	0.4	0.4
Special tools, dies, jigs, and fixtures.....	11	390135	3.2	0.2	0.2	0.2	0.4	0.4
Jigs and fixtures, including parts.....	11	3901351	4.9	0.2	0.4	0.5	0.2	0.7
Metalworking dies and die sets.....	11	3901353	2.3	0.1	0.3	0.4	0.0	0.6
Standard punches, industrial prototypes, die parts & other special tooling for dies.....	11	3901357	2.9	0.2	0.0	0.0	0.8	0.0
Industrial molds and mold boxes.....	11	3903	5.5	1.7	0.0	0.0	0.0	0.0
Industrial injection-type molds made of metal for plastics.....	11	390312	2.4	0.1	0.0	-0.1	0.0	0.0
Other industrial molds and mold boxes.....	11	390331	7.2	2.6	0.0	0.0	0.0	0.0
Metalworking machinery n. e. c.....	11	3A	12.7	8.3	0.1	0.1	0.0	0.0
Other metalworking machinery.....	11	3A02	3.9	1.2	0.6	0.5	0.0	0.0
Other metalworking machinery.....	11	3A0201	3.9	1.2	0.6	0.5	0.0	0.0
General purpose machinery and equipment.....	11	4	8.6	1.3	0.3	0.7	1.0	0.6
Pumps, compressors, and equipment.....	11	41	10.7	2.2	0.2	0.2	0.0	2.1
Industrial pumps, except hydraulic fluid power pumps.....	11	4102	16.0	4.5	0.2	0.0	0.0	6.1
Industrial pumps, except hydraulic fluid power pumps.....	11	410212	16.0	4.5	0.2	0.0	0.0	6.1
Parts and attachments for air and gas compressors and vacuum pumps..	11	4107	7.1	0.6	0.9	0.3	0.0	0.4
Parts and attachments for air and gas compressors, ex. refrigeration, ice making, & a/c.....	11	410701	7.1	0.6	0.9	0.3	0.0	0.4
Domestic water systems.....	11	4113	6.6	4.0	0.0	0.0	0.0	0.1
Domestic water systems.....	11	411311	6.6	4.0	0.0	0.0	0.0	0.1
Air and gas compressors and vacuum pumps.....	11	4115	12.0	1.2	0.2	0.3	0.1	0.6
Air and gas compressors and vacuum pumps.....	11	411501	12.0	1.2	0.2	0.3	0.1	0.6
Other pumps, including parts and attachments.....	11	4119	4.0	0.4	0.2	0.1	0.0	0.2
Parts and attachments for pumps.....	11	411911	4.9	0.6	0.1	0.3	0.1	0.5
All other pumps, including domestic sump, oil well, and oil field pumps.....	11	411915	3.5	0.3	0.3	0.0	0.0	0.0
Oil-well and oil-field pumps.....	11	4119153	-	-	0.0	0.0	0.0	0.0
Other pumps, except automotive circulating pumps, and measuring & dispensing pumps.....	11	4119155	4.1	0.3	0.4	0.0	0.0	0.0
Elevators, escalators, and other lifts.....	11	42	6.0	0.6	0.0	2.5	1.3	0.0
Elevators and moving stairways.....	11	4201	4.6	0.6	0.0	0.7	1.5	0.0
Elevators and moving stairways.....	11	420112	4.6	0.6	0.0	0.7	1.5	0.0
Parts and attachments for elevators and moving stairs (sold separately)...	11	4202	15.3	0.1	-0.1	14.2	0.0	0.0
Parts and attachments for elevators and moving stairs (sold separately).....	11	420221	15.3	0.1	-0.1	14.2	0.0	0.0
Fluid power equipment.....	11	43	13.7	1.7	0.6	0.0	6.7	0.0
Fluid power pumps and parts.....	11	4301	5.2	0.1	2.5	0.0	0.0	0.0
Nonaerospace-type reciprocating fluid power pumps.....	11	430112	10.9	0.0	6.1	0.0	0.0	0.0
Nonaerospace-type fluid power motors.....	11	430115	3.0	0.8	0.3	0.0	0.0	0.0
Parts for fluid power pumps, motors, and hydrostatic transmissions.....	11	430119	1.6	-0.3	0.1	0.0	0.0	0.0
Fluid power valves.....	11	4302	1.7	0.2	0.0	0.2	0.6	0.1
Fluid power valves.....	11	430201	1.7	0.2	0.0	0.2	0.6	0.1
Nonaerospace type hydraulic directional control valves.....	11	4302013	2.7	0.5	0.0	0.0	0.0	0.0
Nonaerospace type pneumatic directional control valves.....	11	4302015	3.9	1.3	0.0	1.4	0.0	0.0
Aerospace type fluid power valves.....	11	430201A	0.0	-0.1	0.0	0.0	0.0	0.0
Fluid power cylinders, actuators, accumulators, cushions, & parts.....	11	4303	8.4	0.6	0.1	0.0	0.9	0.0
Non-aerospace hydraulic & all aerospace-type fluid power cylinders.....	11	430312	6.9	0.7	0.2	0.0	0.2	0.0
Non-aerospace pneumatic fluid power cylinders.....	11	430313	1.0	0.6	0.0	0.0	0.0	0.0
Parts for hydraulic & pneumatic cylinders and actuators.....	11	430315	20.2	0.4	0.0	0.0	3.3	0.0
Fluid power hose and tube fittings.....	11	4304	41.7	6.3	0.4	0.0	26.3	0.0
Fluid power hose and tube fittings.....	11	430406	41.7	6.3	0.4	0.0	26.3	0.0
Nonaerospace type flared (metal) fittings, couplings, and assemblies.....	11	4304062	9.9	0.9	0.1	0.0	0.0	0.0
Parts for fluid power valves.....	11	4305	3.8	0.2	-0.9	0.9	0.3	-0.9
Parts for fluid power valves.....	11	430501	3.8	0.2	-0.9	0.9	0.3	-0.9
Industrial material handling equipment.....	11	44	6.6	1.6	0.6	0.0	0.0	0.4
Conveying equipment, except parts and accessories.....	11	4402	7.6	2.7	0.1	-0.2	0.2	0.1
Unit handling conveyors and conveying systems.....	11	440212	3.0	0.2	0.0	-0.5	0.3	0.1
Unit handling gravity and trolley conveyors and conveying systems... ..	11	4402122	2.0	0.4	0.0	-0.8	0.1	0.0
All other unit handling conveyors, including tow, belt, roller, pneumatic, portable, etc.....	11	4402124	3.8	0.0	0.0	0.0	0.5	0.3

See footnotes at end of table.

Table 7. Producer price index percentage changes for commodity and service groupings and individual items, not seasonally adjusted — Continued
[May 2023]

Title	Commodity code		Unadjusted 12-month percent change ¹	Unadjusted 1-month percent change ¹				
	Group code	Item code		May 2022 to May 2023 ^P	Dec. to Jan.	Jan. to Feb. ^P	Feb. to Mar. ^P	Mar. to Apr. ^P
Bulk material handling conveyors and conveying systems.....	11	440216	14.0	6.4	0.2	0.2	0.2	0.0
Industrial trucks, trailers, and stackers.....	11	4403	6.0	0.9	0.8	0.0	0.0	0.5
Industrial trucks, tractors, mobile straddle carriers & cranes, & automatic stacking machines.....	11	44035	6.4	0.4	0.9	0.0	0.1	0.7
Work trucks with lifting & handling equipment, riding, electric, self-propelled.....	11	440353	9.1	-0.4	0.0	0.0	0.2	2.4
Work trucks with lifting & handling equipment, non-riding electric or any non-electric.....	11	440356	5.8	0.1	0.0	0.0	0.0	1.5
Work trucks not fitted with lifting & handling equipment, electric or non-electric.....	11	440357	3.9	0.9	1.8	0.0	0.0	0.0
Bulk powered material moving equipment, dock boards, and metal pallets and skids.....	11	440358	1.0	-0.5	0.0	0.0	0.0	0.0
Parts and attachments for industrial trucks and tractors.....	11	440378	3.6	2.9	0.3	0.0	0.0	0.0
Hoists, overhead cranes, and monorail systems.....	11	4404	7.8	0.0	1.5	0.3	-1.0	0.9
Hoists and parts and attachments for hoists (sold separately).....	11	440481	8.7	0.0	2.1	0.0	-0.4	0.0
Overhead traveling cranes and monorail systems, including parts and attachments sold separately.....	11	440485	7.3	0.0	0.8	0.8	-1.7	1.9
Parts and accessories for conveyors and conveying systems.....	11	4406	5.5	2.2	0.1	0.1	0.1	0.0
Parts and accessories for unit handling conveyors and conveying systems.....	11	440601	4.5	0.2	0.0	0.0	0.3	0.0
Parts and accessories for bulk material handling conveyors and conveying systems.....	11	440602	5.9	3.4	0.2	0.1	0.0	0.0
Mechanical power transmission equipment.....	11	45	8.5	0.9	-0.1	0.0	0.2	0.1
Speed changers, drives, gears.....	11	4501	8.1	0.3	0.0	-0.1	0.0	0.0
Loose gear, pinions and racks.....	11	450108	-	-	0.0	-0.2	0.0	0.0
Speed changers and industrial high speed drives & parts other than loose gearing.....	11	450117	9.6	0.6	0.0	0.0	0.1	0.0
Other power transmission equipment.....	11	4502	8.7	1.3	-0.1	0.0	0.3	0.1
Mechanical power transmission equipment, excl. speed changers, drives, & gears.....	11	450212	9.5	1.3	-0.1	0.0	0.3	0.1
Scales and balances.....	11	46	7.4	1.3	0.6	0.2	0.2	0.2
Vehicle and industrial scales.....	11	4611	7.3	0.5	0.1	0.1	0.2	0.2
Vehicle and industrial scales.....	11	461101	7.3	0.5	0.1	0.1	0.2	0.2
Motor truck and railroad track scales.....	11	4611011	3.6	0.5	0.0	0.0	0.0	0.0
Industrial scales (including automatic checkweigher and bulkweigher scales).....	11	4611012	13.3	0.8	0.6	0.6	0.7	0.8
Miscellaneous non-vehicle scales (crane, susp., tank, hopper, measuring dev, lab, bulk conveyer).....	11	4611013	6.9	-	0.0	0.0	0.0	0.0
Retail, commercial, household, and mailing scales and balances.....	11	4612	7.9	6.8	0.0	0.2	0.0	0.0
Retail, commercial, household, and mailing scales and balances.....	11	461201	7.9	6.8	0.0	0.2	0.0	0.0
Parts, attachments, and accessories for scales and balances.....	11	4613	10.4	0.5	3.3	0.3	0.4	0.8
Parts, attachments, and accessories for scales and balances.....	11	461301	10.4	0.5	3.3	0.3	0.4	0.8
Air purification equipment and industrial and commercial fans and blowers...	11	47	4.9	0.7	0.6	0.2	0.0	0.7
Fan, blower, air purification equipment.....	11	4701	4.9	0.7	0.6	0.2	0.0	0.7
Dust collection and other air purification equipment for cleaning incoming air.....	11	470143	7.5	1.5	1.8	0.5	-0.1	0.4
Air filters for air-conditioners and furnaces, etc., of 2400 CFM or less, except parts.....	11	4701431	7.5	2.8	-0.1	0.0	0.0	0.7
Other dust collection and air purification equipment, except parts.....	11	4701432	10.5	0.4	8.1	0.0	0.0	0.0
Parts for dust collection and air purification equipment.....	11	4701433	4.1	-0.4	0.0	2.2	-0.3	0.0
Industrial and commercial fans and blowers.....	11	470145	5.4	0.4	-0.1	0.0	0.0	1.3
Centrifugal blower filter units, and classes I-IV centrifugal fans, except parts.....	11	4701452	5.7	2.2	0.0	-0.2	0.0	1.1
Other centrifugal fans and blowers, except parts.....	11	4701453	7.4	0.0	0.0	0.0	0.0	1.3
Axial fans and industrial propeller fans, except parts.....	11	4701457	2.3	0.0	0.0	0.0	0.0	1.7
Power roof ventilators, except parts.....	11	4701458	3.9	0.0	0.0	0.0	0.0	1.6
Parts and accessories for fans and blowers.....	11	4701459	-1.6	0.0	-1.3	0.0	0.0	0.6
Air conditioning and refrigeration equip.....	11	48	7.7	0.7	0.2	1.9	0.2	0.3
Unitary air-conditioners, except air source heat pumps.....	11	4802	7.7	1.1	0.2	3.1	0.2	0.0
Unitary air-conditioners, except air source heat pumps.....	11	480222	7.7	1.1	0.2	3.1	0.2	0.0
Commercial refrigeration equipment.....	11	4803	9.1	0.4	0.0	2.2	0.0	0.0
Commercial refrigeration equipment.....	11	480331	9.1	0.4	0.0	2.2	0.0	0.0
All other miscellaneous refrigeration and air-conditioning equipment.....	11	4806	3.1	1.4	0.7	0.0	0.0	0.0
All other miscellaneous refrigeration and air-conditioning equipment.....	11	480631	3.1	1.4	0.7	0.0	0.0	0.0
Heat transfer equipment, including heat pumps.....	11	4807	8.6	0.8	0.1	1.5	0.7	1.4
Heat transfer equipment, except dehumidifiers.....	11	480732	11.0	1.1	0.0	1.7	0.8	1.7
Heat pumps.....	11	480734	-2.3	-1.0	0.8	0.2	0.0	0.0
Parts and accessories for air conditioning and heat transfer equipment.....	11	4809	5.6	0.4	0.7	2.5	0.0	0.0

See footnotes at end of table.

Table 7. Producer price index percentage changes for commodity and service groupings and individual items, not seasonally adjusted — Continued
[May 2023]

Title	Commodity code		Unadjusted 12-month percent change ¹	Unadjusted 1-month percent change ¹				
	Group code	Item code	May 2022 to May 2023 ^P	Dec. to Jan.	Jan. to Feb. ^P	Feb. to Mar. ^P	Mar. to Apr. ^P	Apr. to May ^P
Parts and accessories for air conditioning and heat transfer equipment.....	11	480901	5.6	0.4	0.7	2.5	0.0	0.0
Refrigeration condensing units.....	11	4815	7.8	0.2	0.2	1.4	0.2	0.0
Refrigeration condensing units.....	11	481511	7.8	0.2	0.2	1.4	0.2	0.0
Miscellaneous general purpose equipment.....	11	49	7.1	1.2	0.4	0.8	0.4	0.4
Metal valves, except fluid power.....	11	4902	7.6	0.9	0.0	0.4	0.1	1.3
Gates, globes, angles, and checks.....	11	490201	6.3	1.2	0.0	0.5	0.3	0.8
Gates, globes, angles, straightway (Y-type) checks, stop & check, 3- & 4-way, etc.....	11	4902011	7.2	2.3	0.0	1.1	0.3	0.1
Industrial valves for water works and municipal equipment.....	11	4902012	6.1	0.4	0.0	0.0	0.3	1.3
Industrial butterfly valves, incl. manual and power operated.....	11	490203	11.0	1.8	0.0	1.4	0.0	0.5
Industrial plug valves.....	11	490204	18.2	0.0	0.0	0.0	0.0	6.5
Plumbing and heating valves and specialties, except plumbers' brass goods.....	11	490205	-	4.5	0.0	0.0	-	-
Other industrial valves, including nuclear.....	11	490209	9.4	0.5	0.0	0.3	0.1	2.5
Automatic regulating and control valves.....	11	490211	8.1	0.0	0.0	0.0	0.0	0.0
Metal pipe fittings, flanges, and unions.....	11	4903	5.2	0.2	2.5	-1.9	0.9	0.0
Metal pipe fittings, flanges, and unions.....	11	490301	5.2	0.2	2.5	-1.9	0.9	0.0
Ball and roller bearings.....	11	4905	5.9	0.0	-0.1	2.3	-0.2	0.0
Ball bearings, complete, unmounted.....	11	490531	4.4	0.0	0.0	0.9	0.0	0.0
Mounted bearings, except plain.....	11	490534	4.3	0.5	0.0	0.5	0.0	-0.4
Parts and components for ball and roller bearings, incl. balls and rollers.....	11	490535	-2.1	-0.7	-1.3	1.8	-1.8	0.0
Tapered roller bearings (including cups & cones), unmounted.....	11	490537	9.7	0.0	0.0	4.0	0.0	0.0
Other roller bearings, unmounted.....	11	490538	6.7	0.4	0.0	1.6	0.0	0.0
Industrial patterns.....	11	4907	4.2	0.0	0.0	0.6	0.0	0.0
Industrial patterns.....	11	490701	4.2	0.0	0.0	0.6	0.0	0.0
Filters and strainers.....	11	4908	8.1	4.4	0.5	0.4	0.4	0.2
Filters and strainers, except fluid power.....	11	490805	12.9	7.5	0.8	0.7	0.6	0.3
Industrial filters and strainers and reusable media, except fluid power.....	11	4908051	13.5	8.5	1.0	0.8	0.0	0.4
Nonreusable media for filters and strainers, except fluid power.....	11	4908052	2.7	0.0	0.0	0.0	1.3	0.0
Parts and accessories for filters and strainers, except fluid power.....	11	4908053	26.0	9.4	0.4	0.3	6.1	0.0
Other miscellaneous general purpose equipment.....	11	4911	7.5	1.3	0.1	1.7	0.8	0.0
Other miscellaneous general purpose equipment.....	11	491102	7.8	1.3	0.1	1.7	0.8	0.0
Electronic computers and computer equipment.....	11	5	-0.1	1.4	0.2	-0.1	-0.8	-1.3
Electronic computers.....	11	51	-2.8	1.8	0.6	-0.1	-0.1	-3.3
Electronic computers.....	11	5101	-2.8	1.8	0.6	-0.1	-0.1	-3.3
Personal computers and workstations (excluding portable computers)...	11	510114	8.8	0.8	-0.7	0.8	-0.9	0.3
Portable computers, laptops, tablets and other single user computers...	11	510115	-4.4	-0.4	0.8	-1.4	0.9	-2.7
Host computers, multiusers (mainframes, UNIX and PC servers).....	11	510116	-6.1	2.2	0.8	-0.2	-0.1	-3.9
Computer storage devices.....	11	52	-1.4	-1.4	0.0	-0.1	-1.5	0.0
Computer storage devices (except parts, attachments and accessories)...	11	5201	-2.4	-1.4	0.0	-0.1	-1.5	0.0
Computer storage devices (except parts, attachments and accessories).....	11	520101	-2.4	-1.4	0.0	-0.1	-1.5	0.0
Computer peripheral equipment and parts.....	11	54	3.0	3.3	0.0	0.0	-1.2	0.1
Parts, attachments, and accessories for computer terminals and peripherals.....	11	5405	-	-	0.0	0.0	0.0	0.0
Parts, attachments, and accessories for computer terminals and peripherals.....	11	540501	-	-	0.0	0.0	0.0	0.0
Computer terminals (including POS and funds-transfer devices) and other computer peripherals.....	11	5406	-1.2	-0.3	0.0	0.0	-2.3	0.1
Computer terminals (including POS and funds-transfer devices) and other computer peripherals.....	11	540602	-1.2	-0.3	0.0	0.0	-2.3	0.1
Special industry machinery and equipment.....	11	6	6.5	1.0	1.1	0.7	0.5	0.3
Food products machinery.....	11	61	6.9	2.4	0.0	0.8	0.1	0.0
Dairy and milk products plant machinery and equipment.....	11	6101	5.6	0.0	0.0	0.6	0.0	0.0
Dairy and milk products plant machinery and equipment.....	11	610111	5.6	0.0	0.0	0.6	0.0	0.0
Commercial food products machinery (except packaging and cooking equipment).....	11	6104	7.8	3.3	0.0	0.0	0.0	0.0
Commercial food products machinery (except packaging and cooking equipment).....	11	610409	7.8	3.3	0.0	0.0	0.0	0.0
Industrial food products machinery for processing foods, beverages, & animal & fowl feed.....	11	6105	5.8	1.8	0.0	1.9	0.2	0.0
Industrial food products machinery for processing foods, beverages, & animal & fowl feed.....	11	610501	5.8	1.8	0.0	1.9	0.2	0.0
Other industrial food and feed machinery.....	11	6105012	3.0	0.3	0.0	0.0	0.6	0.0

See footnotes at end of table.

Table 7. Producer price index percentage changes for commodity and service groupings and individual items, not seasonally adjusted — Continued
[May 2023]

Title	Commodity code		Unadjusted 12-month percent change ¹	Unadjusted 1-month percent change ¹				
	Group code	Item code		May 2022 to May 2023 ^P	Dec. to Jan.	Jan. to Feb. ^P	Feb. to Mar. ^P	Mar. to Apr. ^P
Machinery for sorting, grading, and cleaning fruits, vegetables, eggs, and for processing meat.....	11	6105013	9.2	3.1	0.0	3.4	0.0	0.0
Parts and attachments for industrial food and feed products machinery.....	11	6105014	0.7	-0.3	0.0	1.0	0.0	0.0
Textile machinery and equipment.....	11	62	-0.1	0.0	0.0	0.0	0.0	0.0
Textile machinery (except parts, attachments, and accessories).....	11	6212	-0.1	0.0	0.0	0.0	0.0	0.0
Textile machinery (except parts, attachments, and accessories).....	11	621201	-0.1	0.0	0.0	0.0	0.0	0.0
Textile machinery parts and attachments.....	11	6277	0.0	0.0	0.0	0.0	0.0	0.0
Textile machinery parts and attachments.....	11	627701	0.0	0.0	0.0	0.0	0.0	0.0
Sawmill and woodworking machinery.....	11	63	9.0	0.4	0.8	5.9	0.0	0.0
Sawmill and woodworking machinery.....	11	6306	9.0	0.4	0.8	5.9	0.0	0.0
Sawmill and woodworking machinery, excluding parts and attachments (sold separately).....	11	630602	10.1	0.2	0.8	7.0	0.0	0.0
Parts, attachments, & accessories for sawmill & woodworking machinery.....	11	630603	2.9	1.3	0.6	0.0	0.0	0.0
Paper industries machinery.....	11	64	7.6	0.8	0.0	0.3	0.2	0.0
Paper industries machinery.....	11	6401	7.6	0.8	0.0	0.3	0.2	0.0
Paper industries machinery, excluding parts & attachments (sold separately).....	11	640114	5.3	0.7	0.0	0.5	0.0	0.0
Parts and attachments for paper industries machinery.....	11	640115	10.3	1.1	0.0	0.0	0.5	0.0
Printing trades machinery and equipment.....	11	65	2.9	0.5	-0.1	0.2	0.9	0.0
Other printing machinery and equipment.....	11	6509	3.5	0.6	-0.1	0.2	1.2	-0.2
Other printing machinery and equipment, incl. pre-press preparation equipment & plates.....	11	650912	4.2	1.0	-0.3	-0.1	2.3	-1.6
Parts, attachments, & accessories for printing trades machinery.....	11	650913	2.3	0.0	0.0	0.6	0.2	0.0
Other special industry machinery.....	11	66	5.1	1.1	2.1	0.1	0.9	0.1
Plastics and rubber working machinery.....	11	6603	3.0	0.6	0.0	0.0	0.0	0.5
Plastics working machinery and equipment, excluding patterns and molds, including parts.....	11	66039	3.1	0.7	0.0	0.0	0.0	0.5
Plasticworking machinery (excluding parts).....	11	660391	2.4	0.5	0.0	0.0	0.0	0.5
Parts for plasticworking machinery.....	11	660395	5.9	1.5	0.0	0.0	0.2	0.4
Miscellaneous special industry machinery.....	11	6606	5.5	1.2	2.5	0.2	1.1	0.1
Semiconductor manufacturing machinery and parts.....	11	660638	9.7	0.1	1.8	0.0	1.0	0.2
Packing, packaging, and bottling machinery and parts.....	11	67	12.4	1.3	0.4	3.2	0.8	1.0
Packing, packaging, and bottling machinery and parts.....	11	6705	12.4	1.3	0.4	3.2	0.8	1.0
Packing, packaging, and bottling machinery, excluding parts.....	11	670501	12.2	1.4	0.4	4.2	0.0	1.4
Parts for packing, packaging, and bottling machinery.....	11	670502	12.3	1.1	0.5	0.0	3.4	0.0
Service industry machinery and parts.....	11	68	6.1	0.2	0.5	0.4	0.0	0.2
Service industry machinery and parts.....	11	6801	6.1	0.2	0.5	0.4	0.0	0.2
Commercial cooking and food warming equipment.....	11	680118	8.2	0.0	0.0	0.9	0.0	0.0
Commercial cooking equipment incl. ranges, deep-fat fryers, etc. except electric.....	11	6801181	7.4	0.0	0.0	2.1	0.0	0.0
Commercial electric cooking equipment, incl. ranges, deep-fat fryers, etc.....	11	6801182	10.5	0.0	0.1	0.1	0.0	0.0
Parts and accessories for commercial cooking and food warming equipment.....	11	6801183	9.8	0.0	0.0	0.0	0.0	0.0
Other service industry machinery, incl. electronic teaching mach. & auto. maintenance equipment.....	11	680123	4.6	0.3	0.7	0.2	0.0	0.4
All other parts and attachments for service industry equipment.....	11	6801232	7.5	0.0	0.9	0.3	0.0	3.3
Commercial and industrial floor & carpet cleaning machines, excl. vacuum cleaners.....	11	6801233	7.0	3.1	0.0	0.0	0.0	0.0
Electronic teaching machines, teaching aids, etc., incl. kits.....	11	6801235	1.2	0.0	0.0	1.2	0.0	0.0
Other service industry equipment.....	11	6801236	5.8	0.3	1.0	0.0	0.0	0.5
Commercial laundry and drycleaning machinery products.....	11	69	10.6	4.5	0.0	0.0	0.0	1.0
Commercial laundry and drycleaning machinery products.....	11	6909	10.6	4.5	0.0	0.0	0.0	1.0
Commercial laundry and drycleaning machinery products.....	11	690901	10.6	4.5	0.0	0.0	0.0	1.0
Electrical machinery and equipment.....	11	7	3.7	0.9	0.0	0.1	0.0	-0.3
Wiring devices.....	11	71	14.8	8.3	0.5	0.5	0.2	0.0
Current-carrying wiring devices.....	11	7101	24.1	18.1	0.4	0.9	0.3	0.0
Current-carrying switches for electrical circuitry (including vehicular switches).....	11	710143	8.7	0.8	0.2	2.9	0.6	0.0
Current-carrying wire connectors for electrical circuitry.....	11	710144	2.4	0.8	1.0	-0.5	-0.4	0.2
Current-carrying wiring devices n.e.c.....	11	710147	44.1	35.7	0.3	0.6	0.5	-0.1
Noncurrent-carrying wiring devices.....	11	7102	7.0	0.4	0.6	0.0	0.0	0.0
Noncurrent-carrying electrical conduit and conduit fittings, incl. plastic conduit & fittings.....	11	710216	5.5	0.9	0.8	0.0	0.0	0.0

See footnotes at end of table.

Table 7. Producer price index percentage changes for commodity and service groupings and individual items, not seasonally adjusted — Continued
 [May 2023]

Title	Commodity code		Unadjusted 12-month percent change ¹	Unadjusted 1-month percent change ¹				
	Group code	Item code		May 2022 to May 2023 ^P	Dec. to Jan.	Jan. to Feb. ^P	Feb. to Mar. ^P	Mar. to Apr. ^P
Other noncurrent-carrying wiring devices and supplies (boxes, covers, bar hangers, etc.).....	11	710217	6.9	0.0	0.5	-0.2	0.2	-0.2
Porcelain, steatite, and other ceramic electrical products.....	11	710252	10.3	-0.1	1.8	0.7	0.2	-0.2
Integrating and measuring instruments.....	11	72	4.2	2.1	0.0	0.1	0.0	0.7
Test equipment for electrical, radio, & communication circuits & motors. . .	11	7205	4.9	2.0	0.0	0.1	0.0	0.7
Test equipment for electrical, radio, & communication circuits & motors.....	11	720501	4.9	2.0	0.0	0.1	0.0	0.7
Motors, generators, motor generator sets.....	11	73	7.6	0.6	1.4	0.0	0.5	0.0
Fractional horsepower motors and generators.....	11	7303	4.3	0.7	0.7	0.0	0.0	0.3
Fractional horsepower motors and generators.....	11	730312	4.3	0.7	0.7	0.0	0.0	0.3
Integral horsepower motors and generators (excluding land transportation types).....	11	7304	3.0	0.0	0.0	0.0	0.0	0.0
Integral horsepower motors and generators (excluding land transportation types).....	11	730405	3.0	0.0	0.0	0.0	0.0	0.0
Parts and supplies for motors and generators.....	11	7309	18.1	0.0	4.3	0.0	0.0	0.0
Parts and supplies for motors and generators.....	11	730901	18.1	0.0	4.3	0.0	0.0	0.0
Other motors and generators.....	11	7311	9.2	1.2	1.4	0.0	1.1	0.0
Other motors and generators.....	11	731101	9.2	1.2	1.4	0.0	1.1	0.0
Prime mover generator sets, except steam & hydraulic turbine.....	11	7311012	11.5	2.0	2.5	0.0	1.6	0.0
Transformers and power regulators.....	11	74	5.8	-0.1	0.2	0.6	0.5	0.3
Power and distribution transformers, except parts.....	11	7409	8.0	1.1	0.2	0.7	0.3	0.0
Power and distribution transformers, except parts.....	11	740999	-	1.1	0.2	-	-	-
Other transformers and parts for transformers.....	11	7411	-2.2	-5.2	0.1	0.0	1.4	1.6
Switchgear, switchboard, industrial controls equipment.....	11	75	10.7	0.3	0.2	0.2	0.2	0.1
Industrial controls and related parts and accessories.....	11	7507	8.0	0.3	0.1	0.2	0.0	0.0
Industrial controls and related parts and accessories.....	11	750799	8.0	0.3	0.1	0.2	0.0	0.0
General-purpose industrial controls.....	11	7507991	9.5	0.5	0.1	0.3	0.0	0.0
Parts for industrial controls and motor-control accessories.....	11	7507992	3.9	0.3	0.0	0.0	0.0	0.0
Specific-purpose industrial controls.....	11	7507993	5.5	0.0	0.3	0.2	0.0	0.0
Switchgear and switchboard apparatus.....	11	7522	12.7	0.2	0.2	0.2	0.3	0.2
Switchgear and switchboard apparatus.....	11	752201	12.7	0.2	0.2	0.2	0.3	0.2
Low voltage panelboards and distribution boards, 1000 volts or less..	11	7522013	16.4	0.0	0.3	0.9	0.0	0.0
Switchgear, except relays and ducts.....	11	752201A	14.2	0.4	0.2	0.1	0.4	0.4
Communications and related equipment and miscellaneous electronic systems & equipment.....	11	76	2.4	1.0	-0.1	0.0	0.1	0.0
Telephone and wireline data networking equipment.....	11	7601	2.5	0.0	0.2	0.0	0.0	0.0
Other communications and related equipment, including broadcast and wireless.....	11	7603	2.6	0.7	-0.3	0.0	0.4	0.0
Broadcast, studio, and related electronic equipment.....	11	760301	0.6	0.4	-0.7	0.0	1.4	-0.8
Radio station and wireless communication equipment.....	11	760302	2.1	0.8	-0.3	0.0	0.4	0.0
Radio station equipment.....	11	7603022	-	0.9	0.0	0.0	4.6	0.0
Other broadcast and wireless communications systems and equipment.....	11	7603023	0.9	0.1	-0.4	0.0	0.0	0.0
Intercommunications, alarm and traffic control systems.....	11	760303	5.7	0.6	0.0	0.0	0.1	0.2
Alarm systems, including electric sirens and horns.....	11	7603031	9.9	1.0	0.0	0.0	0.0	0.0
Intercommunications systems, including inductive paging systems....	11	7603033	4.4	-0.1	0.0	0.9	0.0	2.4
Electronic systems and equipment, n.e.c.....	11	7605	7.0	1.0	-0.1	0.0	0.0	0.0
Electronic systems and equipment, n.e.c.....	11	760512	7.0	1.0	-0.1	0.0	0.0	0.0
Search, detection, navigation & guidance systems and equipment.....	11	7606	1.8	1.3	0.0	0.0	0.0	0.0
Search, detection, navigation & guidance systems and equipment.....	11	760613	1.8	1.3	0.0	0.0	0.0	0.0
Electric lamp bulbs, tubes, and components.....	11	77	1.8	1.2	0.0	0.1	0.0	0.0
Electric lamp bulbs, tubes, and components.....	11	7704	1.8	1.2	0.0	0.1	0.0	0.0
Electric lamp bulbs, tubes, and components.....	11	770401	1.8	1.2	0.0	0.1	0.0	0.0
Electronic components and accessories.....	11	78	0.1	-0.6	0.1	0.1	-0.5	-1.2
Relays for electronic circuitry, industrial control overload, and switchgear type.....	11	7821	7.9	1.7	0.0	0.0	0.0	0.0
Relays for electronic circuitry, industrial control overload, and switchgear type.....	11	782119	7.9	1.7	0.0	0.0	0.0	0.0
Switches, mechanical, for electronic circuitry.....	11	7822	-	0.3	0.0	0.0	0.0	-
Switches, mechanical, for electronic circuitry.....	11	782299	-	0.3	0.0	0.0	0.0	-
Connectors for electronic circuitry.....	11	7824	5.1	-0.1	0.1	2.3	-2.4	0.0
Connectors for electronic circuitry.....	11	782481	5.1	-0.1	0.1	2.3	-2.4	0.0
Filters, crystals, and transducers.....	11	7828	-0.7	-1.9	0.4	0.6	0.0	0.0
Filters, crystals, and transducers.....	11	782890	-0.7	-1.9	0.4	0.6	0.0	0.0
Crystal, filter, piezoelectric, and other related electronic devices (exc. microwave filters).....	11	7828901	-0.7	-1.9	0.4	0.6	0.0	0.0

See footnotes at end of table.

Table 7. Producer price index percentage changes for commodity and service groupings and individual items, not seasonally adjusted — Continued
[May 2023]

Title	Commodity code		Unadjusted 12-month percent change ¹	Unadjusted 1-month percent change ¹				
	Group code	Item code		May 2022 to May 2023 ^P	Dec. to Jan.	Jan. to Feb. ^P	Feb. to Mar. ^P	Mar. to Apr. ^P
Integrated microcircuits.....	11	7839	0.6	-0.8	0.2	-0.4	-1.3	-0.6
Integrated microcircuits.....	11	783911	0.6	-0.8	0.2	-0.4	-1.3	-0.6
Other semiconductor and related devices.....	11	7847	4.9	0.6	1.3	0.0	0.0	0.0
Other semiconductor devices, including parts (such as chips, wafers and heat sinks).....	11	784711	4.9	0.6	1.3	0.0	0.0	0.0
Bare printed circuit boards.....	11	7849	7.7	0.0	1.2	0.0	0.0	0.0
Bare printed circuit boards.....	11	784901	7.7	0.0	1.2	0.0	0.0	0.0
Electronic coils, transformers, and other inductors.....	11	7853	11.8	0.9	2.6	1.0	0.3	0.0
Electronic coils, transformers, and other inductors.....	11	785399	11.8	0.9	2.6	1.0	0.3	0.0
Capacitors and resistors for electronic circuitry.....	11	7854	-	0.3	0.3	0.0	0.0	0.0
Capacitors for electronic circuitry.....	11	785411	5.4	0.1	0.4	0.0	0.0	0.0
Microwave components, electron tubes, and other electronic components, n.e.c.....	11	7856	4.3	-0.1	1.0	0.5	0.1	0.0
Printed circuit assemblies, loaded boards, modules and consumer external modems.....	11	7861	-16.4	-3.1	-3.1	0.0	0.0	-6.6
Printed circuit assemblies, loaded boards, modules and consumer external modems.....	11	786199	-16.4	-3.1	-3.1	0.0	0.0	-6.6
Miscellaneous electrical machinery and equipment.....	11	79	3.9	0.7	-0.3	0.0	0.0	0.2
Storage batteries.....	11	7901	3.6	-0.1	0.0	-0.1	1.0	0.0
Storage batteries, lead acid type, BCI dimensional group 8D or smaller.....	11	790103	4.6	-0.1	-0.1	-0.1	1.5	0.0
Storage batteries, lead acid type, larger than BCI dimensional group 8D.....	11	790104	1.4	0.0	0.0	0.0	0.0	0.0
Storage batteries (excluding lead acid), including parts for all storage batteries.....	11	790105	2.2	0.0	0.0	0.0	0.0	0.0
Primary batteries.....	11	7902	6.7	-0.3	-0.1	0.0	-0.1	-0.7
Primary batteries.....	11	790229	6.7	-0.3	-0.1	0.0	-0.1	-0.7
Carbon and graphite products.....	11	7903	21.0	-0.6	0.5	0.6	-0.5	0.0
X-ray and electromedical equipment.....	11	7905	3.4	1.2	0.0	0.0	0.0	0.3
Irradiation equipment.....	11	790512	3.9	0.8	0.0	0.0	0.0	0.0
Electromedical equipment, including diagnostic, therapeutic and patient monitoring equipment.....	11	790541	3.4	1.5	0.0	0.0	0.0	0.4
Miscellaneous electrical industrial apparatus.....	11	7929	-6.7	-0.9	-3.8	0.0	-0.8	-0.3
Rectifying apparatus.....	11	792902	5.9	1.2	0.0	0.0	1.8	0.0
Other electrical equipment for industrial use, except for electronic circuitry.....	11	792904	-13.1	-1.7	-5.2	0.0	-1.8	-0.4
All other electrical equipment and components, except industrial.....	11	7939	0.4	0.0	0.0	0.0	0.0	0.0
All other electrical equipment and components, except industrial.....	11	793901	0.4	0.0	0.0	0.0	0.0	0.0
Miscellaneous instruments.....	11	8	6.8	2.5	0.6	0.4	0.2	0.1
Automatic environmental controls for monitoring residential, commercial, and appliance use.....	11	81	6.8	1.7	0.1	0.0	1.1	1.8
Automatic environmental controls for monitoring residential, commercial, and appliance use.....	11	8105	6.8	1.7	0.1	0.0	1.1	1.8
Automatic environmental controls for monitoring residential, commercial, and appliance use.....	11	810501	6.8	1.7	0.1	0.0	1.1	1.8
Industrial process control instruments.....	11	82	7.9	2.3	0.0	0.1	0.2	0.3
Industrial process control instruments.....	11	8201	7.9	2.3	0.0	0.1	0.2	0.3
Industrial process control instruments.....	11	820171	7.9	2.3	0.0	0.1	0.2	0.3
Fluid meters and counting devices.....	11	84	12.0	4.1	2.5	2.7	1.3	0.2
Fluid meters and counting devices.....	11	8401	12.0	4.1	2.5	2.7	1.3	0.2
Engineering and scientific instruments.....	11	85	5.3	2.5	0.0	0.0	0.0	0.2
Aeronautical, nautical, and navigational instruments.....	11	8501	3.1	0.7	0.0	0.0	0.0	0.0
Aeronautical, nautical, and navigational instruments.....	11	850111	3.1	0.7	0.0	0.0	0.0	0.0
Hospital beds and specialized hospital furniture.....	11	8504	15.7	-	-	-	0.0	1.0
Hospital beds and specialized hospital furniture.....	11	850404	15.7	-	-	-	0.0	1.0
Measuring instruments and lenses.....	11	86	4.4	1.8	1.2	0.4	0.3	-0.2
Sighting, tracking, and fire-control equipment, optical type.....	11	8601	2.5	2.5	0.0	0.0	0.0	0.0
Sighting, tracking, and fire-control equipment, optical type.....	11	860111	2.5	2.5	0.0	0.0	0.0	0.0
All other miscellaneous optical instruments and lenses.....	11	8602	4.4	0.0	0.0	1.2	0.5	0.0
All other miscellaneous optical instruments and lenses.....	11	860211	4.4	0.0	0.0	1.2	0.5	0.0
Laboratory analytical instruments.....	11	8603	4.6	2.0	1.5	0.2	0.3	-0.2
Laboratory analytical instruments.....	11	860311	4.6	2.0	1.5	0.2	0.3	-0.2
Measuring & controlling devices, n.e.c.....	11	89	9.7	3.5	0.0	0.2	-0.2	0.1
Aircraft engine instruments.....	11	8901	1.5	0.0	1.2	0.0	-2.3	0.0
Aircraft engine instruments.....	11	890199	1.5	0.0	1.2	0.0	-2.3	0.0
Nuclear radiation detection & monitoring instruments.....	11	8904	8.7	3.3	0.0	0.1	0.0	0.7

See footnotes at end of table.

Table 7. Producer price index percentage changes for commodity and service groupings and individual items, not seasonally adjusted — Continued
[May 2023]

Title	Commodity code		Unadjusted 12-month percent change ¹	Unadjusted 1-month percent change ¹				
	Group code	Item code		May 2022 to May 2023 ^P	Dec. to Jan.	Jan. to Feb. ^P	Feb. to Mar. ^P	Mar. to Apr. ^P
Nuclear radiation detection & monitoring instruments.....	11	890499	8.7	3.3	0.0	0.1	0.0	0.7
Physical properties and kinematic testing equipment.....	11	8905	14.0	4.1	0.0	0.0	0.0	0.0
Physical properties and kinematic testing equipment.....	11	890599	14.0	4.1	0.0	0.0	0.0	0.0
Commercial, geophysical, meteorological, surveying, drafting & general-purpose instruments.....	11	8906	9.1	4.0	-0.3	0.6	0.3	0.0
Commercial, geophysical, meteorological & general-purpose instruments.....	11	890699	9.1	4.0	-0.3	0.6	0.3	0.0
Miscellaneous machinery.....	11	9	5.7	1.2	0.3	0.5	0.4	0.2
Oil field and gas field machinery.....	11	91	7.2	0.8	0.0	0.3	0.1	0.0
Oil and gas field drilling, surveying, and cementing machinery (except parts sold separately).....	11	9102	7.7	0.8	0.0	0.0	0.0	0.0
Oil and gas field drilling, surveying, and cementing machinery (except parts sold separately).....	11	910201	7.7	0.8	0.0	0.0	0.0	0.0
Oil field and gas field production machinery (except pumps and parts sold separately).....	11	9104	3.2	1.5	0.0	-0.2	0.4	0.0
Oil field and gas field production machinery (except pumps and parts sold separately).....	11	910456	3.2	1.5	0.0	-0.2	0.4	0.0
Parts and attachments for oil and gas field machinery and equipment.....	11	9106	11.1	0.0	0.0	1.6	0.0	0.0
Parts and attachments for oil and gas field drilling machinery and equipment.....	11	910602	-	0.0	0.0	2.1	0.0	-
Parts and attachments for oil and gas field production machinery and equipment.....	11	910604	9.2	0.0	0.0	0.8	0.0	0.0
Mining machinery and equipment.....	11	92	9.8	0.4	0.0	0.0	4.1	0.0
Mining machinery and equipment (except parts sold separately).....	11	9207	10.7	0.5	0.0	0.0	4.7	0.0
Underground mining machinery (except parts sold separately).....	11	920701	19.2	0.0	0.0	0.0	13.5	0.0
Crushing, pulverizing, & screening machinery (except parts sold separately).....	11	920702	-	0.0	0.0	0.0	0.0	-
Drills and other mining machinery (except parts sold separately).....	11	920703	7.4	1.7	0.1	0.0	0.0	0.0
Mineral processing & beneficiation machinery (except parts sold separately).....	11	920704	7.2	0.0	0.0	0.0	0.0	0.0
Parts and attachments for mining machinery and equipment (sold separately).....	11	9253	6.9	0.1	0.0	0.0	2.0	0.1
Parts and attachments for mining machinery and equipment (sold separately).....	11	925303	6.9	0.1	0.0	0.0	2.0	0.1
Office and store machines and equipment.....	11	93	0.0	0.0	0.0	0.0	0.0	0.0
Coin-operated machines and mechanisms.....	11	9309	0.0	0.0	0.0	0.0	0.0	0.0
Coin-operated machines and mechanisms.....	11	930910	0.0	0.0	0.0	0.0	0.0	0.0
Internal combustion engines.....	11	94	5.7	4.0	0.0	0.0	0.3	-0.1
Diesel, semidiesel, and dual-fuel engines (except automotive).....	11	9407	8.5	5.5	0.0	0.0	0.0	0.0
Diesel, semidiesel, and dual-fuel engines (except automotive).....	11	940725	8.5	5.5	0.0	0.0	0.0	0.0
Diesel, semidiesel, and dual-fuel engines for automobiles, trucks, and buses.....	11	9408	4.1	3.6	-0.1	0.0	0.6	0.0
Diesel, semidiesel, and dual-fuel engines for automobiles, trucks, and buses.....	11	940811	4.1	3.6	-0.1	0.0	0.6	0.0
Parts & accessories for internal combustion engines, ex. aircraft & gasoline automotive engines.....	11	9413	6.8	4.0	0.0	0.0	0.4	0.0
Parts & accessories for internal combustion engines, ex. aircraft & gasoline automotive engines.....	11	941301	6.8	4.0	0.0	0.0	0.4	0.0
Machine shop products.....	11	95	5.8	0.1	0.5	0.1	0.2	0.5
Machine shop products.....	11	9505	5.8	0.1	0.5	0.1	0.2	0.5
Machine shop job work and job order repairs.....	11	950501	5.8	0.1	0.5	0.1	0.2	0.5
Turbines and turbine generator sets.....	11	97	4.1	0.3	0.3	3.9	0.2	0.2
Turbines and turbine generator sets (excluding parts).....	11	9701	4.1	0.3	0.3	3.9	0.2	0.2
Steam, gas, and other turbines and turbine generators.....	11	970103	1.6	0.2	0.2	0.8	0.1	0.1
Parts & accessories for turbines, turbine generators, and turbine generator sets.....	11	98	2.6	0.1	0.5	0.0	0.0	0.0
Parts & accessories for turbines, turbine generators, and turbine generator sets.....	11	9801	2.6	0.1	0.5	0.0	0.0	0.0
Parts & accessories for turbines, turbine generators, and turbine generator sets.....	11	980101	2.6	0.1	0.5	0.0	0.0	0.0
Furniture and household durables.....	12	-	5.2	0.0	0.5	0.1	0.0	0.4
Household furniture.....	12	1	4.2	0.8	0.5	0.1	-0.3	0.0
Metal household furniture.....	12	11	2.4	0.0	0.7	0.2	-0.6	0.0
Metal household furniture.....	12	1101	2.4	0.0	0.7	0.2	-0.6	0.0
Metal household dining room and kitchen furniture.....	12	110102	-3.3	0.0	-0.3	1.2	-3.6	0.0
Other metal household furniture.....	12	110104	5.1	0.0	0.9	0.0	0.0	0.0
Metal household furniture, beds, nonupholstered.....	12	1101041	10.9	0.0	1.2	0.0	0.0	0.0

See footnotes at end of table.

Table 7. Producer price index percentage changes for commodity and service groupings and individual items, not seasonally adjusted — Continued
[May 2023]

Title	Commodity code		Unadjusted 12-month percent change ¹	Unadjusted 1-month percent change ¹				
	Group code	Item code		May 2022 to May 2023 ^P	Dec. to Jan.	Jan. to Feb. ^P	Feb. to Mar. ^P	Mar. to Apr. ^P
Wood household furniture (nonupholstered).....	12	12	2.3	2.5	0.9	0.6	-2.1	-0.1
Wood household furniture (nonupholstered).....	12	1206	—	2.5	0.9	0.6	-2.1	-0.1
Wood living room furniture (nonupholstered).....	12	120602	2.6	1.8	0.7	0.0	-0.9	0.0
Wood dining room, outdoor, and ready-to-assemble furniture (nonupholstered).....	12	120603	—	5.8	0.0	1.5	-2.3	0.1
Wood bedroom furniture, including infants' and children's, (nonupholstered).....	12	120605	2.6	0.4	0.4	0.0	0.6	-0.2
Upholstered household furniture.....	12	13	6.9	0.4	0.4	0.0	0.1	0.0
Upholstered household furniture.....	12	1301	6.9	0.4	0.4	0.0	0.1	0.0
Dual purpose sleep furniture, incl. convertible sofa.....	12	130123	10.5	0.0	-0.1	0.2	0.0	0.0
Upholstered household furniture.....	12	130141	6.9	0.5	0.5	0.0	0.1	0.0
Upholstered household davenports, sofas, loveseats, and settees.....	12	1301411	6.8	-0.1	0.6	0.2	0.0	0.0
Upholstered household sectional sofa pieces.....	12	1301412	6.7	1.5	0.4	0.1	0.0	0.0
Upholstered household rocking chairs, including swivel rockers.....	12	1301413	-0.6	0.0	0.0	-4.7	2.4	0.5
Other upholstered household furniture, including custom.....	12	1301415	2.2	0.1	0.3	0.0	0.2	0.1
Bedding.....	12	14	2.7	1.1	0.5	0.0	0.0	0.0
Bedding.....	12	1401	2.7	1.1	0.5	0.0	0.0	0.0
Innerspring mattresses, excluding crib size.....	12	140104	4.5	2.2	0.3	-0.1	0.0	0.0
Mattress foundations.....	12	140107	2.3	0.2	0.0	0.6	-0.6	0.0
Mattresses, other types, including crib, foam, waterbed mattresses and mattress inserts.....	12	140114	6.8	1.7	0.4	0.0	0.0	0.0
Sleep system ensembles and mattresses, excluding conventional waterbeds.....	12	140122	-7.4	0.0	0.0	0.0	0.0	0.0
Mattress and foundation sets.....	12	140134	-1.6	0.0	1.0	0.0	0.0	0.0
Metal porch, lawn, outdoor & casual furniture.....	12	15	8.8	0.0	0.0	0.0	0.0	0.0
Porch and lawn furniture.....	12	1501	8.8	0.0	0.0	0.0	0.0	0.0
Metal porch, lawn, outdoor & casual furniture.....	12	150112	8.8	0.0	0.0	0.0	0.0	0.0
Nonupholstered household furniture, except wood and metal.....	12	16	—	0.3	0.0	0.0	0.0	—
Nonupholstered household furniture, except wood and metal.....	12	1601	—	0.3	0.0	0.0	0.0	—
Nonupholstered household furniture, except wood and metal.....	12	160101	—	0.3	0.0	0.0	0.0	—
Commercial furniture.....	12	2	6.7	-0.7	0.6	0.4	-0.2	0.3
Wood office furniture and store fixtures.....	12	21	5.5	0.4	1.0	0.2	0.4	-0.7
Wood office furniture and store fixtures.....	12	2101	5.5	0.4	1.0	0.2	0.4	-0.7
Wood office seating, including upholstered.....	12	210112	1.7	0.4	2.8	0.1	0.4	0.0
Wood office desks and extensions.....	12	210113	11.5	0.0	2.0	0.4	0.5	0.0
Wood office files, storage units, and tables.....	12	210114	3.8	0.0	0.2	0.3	0.4	0.0
Wood office furniture, other types (incl. panel/desking systems).....	12	210116	3.3	0.0	0.0	0.1	0.3	0.0
Fixtures for stores, banks and offices.....	12	210161	5.8	0.5	1.0	0.2	0.4	-0.9
Custom architectural woodwork, millwork, and fixtures.....	12	2101611	6.3	0.5	1.4	0.6	0.0	-1.1
Wood lockers, partitions, and shelving (except custom).....	12	2101612	5.3	1.7	0.2	-3.9	1.3	-0.2
Wood furniture dimensions and nonwood furniture parts and frames..	12	2101615	18.2	0.4	-2.9	1.5	8.1	1.8
Nonwood furniture and store fixtures.....	12	22	7.4	-2.0	0.2	0.7	-0.9	1.3
Nonwood commercial storage units, files, and tables.....	12	2202	12.5	1.3	0.0	1.2	-3.8	6.9
Nonwood commercial storage units, files, and tables.....	12	220202	12.5	1.3	0.0	1.2	-3.8	6.9
Nonwood commercial furniture.....	12	2203	13.7	-0.2	0.4	0.0	-2.3	1.2
Nonwood office seating.....	12	220325	8.4	-0.3	-0.2	-0.5	-6.2	4.9
Nonwood office furniture panel systems, and other nonwood office furniture.....	12	220326	16.6	-0.2	1.0	0.3	0.3	-1.3
Nonwood partitions and fixtures.....	12	2204	-0.1	-5.1	0.0	1.4	1.9	-0.4
Storage racks and accessories, except wood.....	12	220407	-11.6	-6.4	0.0	4.3	6.1	0.0
Fixtures (bank, office, and store) except wood.....	12	220409	9.5	1.2	-0.6	0.0	0.0	0.0
Public building furniture.....	12	23	6.6	0.1	0.9	0.0	0.1	0.2
Public building furniture.....	12	2301	6.6	0.1	0.9	0.0	0.1	0.2
School furniture (except stone and concrete), excluding library furniture.....	12	230101	8.7	0.2	1.1	0.0	0.4	0.0
Public building and related furniture, excluding school & restaurant furniture.....	12	230102	5.4	0.0	0.8	0.0	-0.1	0.3
Commercial furniture and fixtures, n.e.c.....	12	24	7.9	0.1	0.0	0.2	0.2	0.3
Commercial furniture and fixtures, n.e.c.....	12	2401	7.9	0.1	0.0	0.2	0.2	0.3
Bar, bowling center, cafeteria, and restaurant furniture.....	12	240104	6.9	0.0	0.1	0.0	-1.4	-0.1
Other commercial and institutional furniture and fixtures, n.e.c.....	12	240108	8.2	0.2	0.0	0.3	1.0	0.6
Floor coverings.....	12	3	3.7	0.7	0.1	-0.3	0.5	0.0
Carpets and rugs.....	12	31	4.0	0.5	0.1	-0.3	0.6	0.0
Carpet and rugs.....	12	3101	4.0	0.5	0.1	-0.3	0.6	0.0

See footnotes at end of table.

Table 7. Producer price index percentage changes for commodity and service groupings and individual items, not seasonally adjusted — Continued
[May 2023]

Title	Commodity code		Unadjusted 12-month percent change ¹	Unadjusted 1-month percent change ¹				
	Group code	Item code		May 2022 to May 2023 ^P	Dec. to Jan.	Jan. to Feb. ^P	Feb. to Mar. ^P	Mar. to Apr. ^P
Carpet and rugs.....	12	310101	4.0	0.5	0.1	-0.3	0.6	0.0
Resilient floor coverings.....	12	32	2.3	1.6	-0.2	0.0	0.0	0.0
Resilient floor coverings.....	12	3201	2.3	1.6	-0.2	0.0	0.0	0.0
Resilient floor coverings.....	12	320170	2.3	1.6	-0.2	0.0	0.0	0.0
Household appliances.....	12	4	3.2	0.0	0.3	-0.4	0.2	1.7
Major appliances.....	12	41	3.1	0.0	0.1	-0.5	0.2	2.0
Household cooking appliances.....	12	4101	5.3	0.0	1.0	-1.1	0.3	3.3
Electric household ranges, ovens (including microwave), surface cooking units, and equipment.....	12	410105	4.3	0.2	0.4	0.6	2.7	0.4
Gas household ranges, ovens, surface cooking units and equipment. . .	12	410139	5.5	-0.3	2.4	-1.5	-2.1	3.7
Other household ranges and cooking equipment, including outdoor equipment.....	12	410169	9.8	0.0	0.2	-2.5	0.0	6.3
Household refrigeration equipment.....	12	4103	3.5	0.1	0.0	-0.2	-0.1	1.0
Household refrigerators, including refrigerator-freezer combinations.....	12	410329	4.0	0.1	0.1	-0.2	0.2	0.7
Other major household appliances including room air-conditioners.....	12	4104	2.5	-0.5	-1.5	0.3	0.5	1.4
Room air-conditioners.....	12	410445	—	—	0.6	0.0	0.0	0.0
Household vacuum cleaners, including parts and attachments.....	12	43	8.3	-0.3	4.2	-0.3	0.9	0.0
Household vacuum cleaners and other floor care machines (including parts and attachments).....	12	4301	8.3	-0.3	4.2	-0.3	0.9	0.0
Household vacuum cleaners and other floor care machines (including parts and attachments).....	12	430114	8.3	-0.3	4.2	-0.3	0.9	0.0
Electric housewares and fans.....	12	44	1.2	0.3	0.0	0.0	0.0	0.6
Parts and attachments for small electric household appliances, including fan parts.....	12	4403	3.5	0.1	0.0	0.0	0.0	0.0
Parts and attachments for small electric household appliances, including fan parts.....	12	440311	3.5	0.1	0.0	0.0	0.0	0.0
Small electric household appliances, including fans.....	12	4404	1.0	0.3	0.0	0.0	0.0	0.6
Small electric household appliances, including fans.....	12	440401	1.0	0.3	0.0	0.0	0.0	0.6
Portable residential lighting fixtures, including parts and accessories.....	12	45	7.5	0.0	2.6	0.0	0.0	0.0
Portable residential lighting fixtures, including parts and accessories.....	12	4501	7.5	0.0	2.6	0.0	0.0	0.0
Portable residential lighting fixtures, including parts and accessories.....	12	450135	7.5	0.0	2.6	0.0	0.0	0.0
Home electronic equipment.....	12	5	3.5	0.3	0.7	0.0	0.0	0.0
Speakers and commercial sound equipment.....	12	57	2.9	0.7	1.4	0.0	0.0	0.0
Speakers and commercial sound equipment.....	12	5707	2.9	0.7	1.4	0.0	0.0	0.0
Speakers and commercial sound equipment.....	12	570708	2.9	0.7	1.4	0.0	0.0	0.0
Other home electronic equipment.....	12	58	4.6	0.0	0.0	0.0	0.0	0.0
Other home electronic equipment, including television receivers and automotive A/V equipment.....	12	5803	4.6	0.0	0.0	0.0	0.0	0.0
All other consumer audio and video equipment, excluding TV receivers and automotive A/V equip.....	12	580301	4.6	0.0	0.0	0.0	0.0	0.0
Other household durable goods.....	12	6	7.0	-0.1	1.2	0.3	0.0	-0.5
Vitreous china, fine earthenware, and other pottery products.....	12	61	2.2	0.3	0.0	0.0	0.0	0.7
Vitreous china, porcelain, and earthenware table and kitchenware and other pottery products.....	12	6101	2.2	0.3	0.0	0.0	0.0	0.7
Vitreous china, porcelain, and earthenware (semivitreous) table and kitchenware.....	12	610104	—	1.6	0.0	0.0	0.0	0.0
All other pottery products (including china decorated for the trade). . . .	12	610105	2.1	0.1	0.0	0.0	0.0	0.9
Mirrors (decorated and undecorated).....	12	65	10.9	-0.5	7.1	1.3	-1.0	-3.2
Mirrors (decorated and undecorated), made from purchased glass.....	12	6501	10.9	-0.5	7.1	1.3	-1.0	-3.2
Mirrors (decorated and undecorated), made from purchased glass. . . .	12	650104	10.9	-0.5	7.1	1.3	-1.0	-3.2
Lawn/garden equipment.....	12	66	5.9	0.3	0.1	0.0	0.3	0.0
Parts and attachments for consumer lawn, garden, and snow equipment.....	12	6605	7.2	0.2	0.6	0.0	0.2	0.2
Parts and attachments for consumer lawn, garden, and snow equipment.....	12	660503	7.2	0.2	0.6	0.0	0.2	0.2
Consumer lawn, garden, and snow equipment.....	12	6607	5.6	0.3	0.0	0.0	0.3	0.0
Consumer lawn, garden, and snow equipment.....	12	660701	5.6	0.3	0.0	0.0	0.3	0.0
Consumer riding lawn, garden, and snow equipment.....	12	6607011	5.2	0.0	0.0	0.0	0.0	0.0
Consumer nonriding lawn, garden, and snow equipment.....	12	6607012	6.1	0.6	0.0	0.0	0.7	0.0
Cutlery, flatware (except precious), razors and razor blades.	12	67	2.1	-2.5	1.0	0.1	0.0	0.0
Cutlery, flatware (except precious), razors and razor blades.	12	6701	2.1	-2.5	1.0	0.1	0.0	0.0
Cutlery, scissors, shears, trimmers, and snips.....	12	670141	7.6	-5.5	0.7	0.1	0.0	0.0
Metal kitchen utensil, pots, and pans.....	12	68	3.2	0.1	-0.1	1.1	0.0	0.0

See footnotes at end of table.

Table 7. Producer price index percentage changes for commodity and service groupings and individual items, not seasonally adjusted — Continued
 [May 2023]

Title	Commodity code		Unadjusted 12-month percent change ¹	Unadjusted 1-month percent change ¹				
	Group code	Item code		May 2022 to May 2023 ^P	Dec. to Jan.	Jan. to Feb. ^P	Feb. to Mar. ^P	Mar. to Apr. ^P
Metal kitchen utensil, pots, and pans.....	12	6801	3.2	0.1	-0.1	1.1	0.0	0.0
Stamped and spun kitchen utensils, aluminum.....	12	680101	—	—	0.0	1.3	0.0	0.0
Window shades, blinds, and accessories.....	12	69	14.7	0.5	0.0	0.1	0.0	0.0
Window shades, blinds, and accessories.....	12	6901	14.7	0.5	0.0	0.1	0.0	0.0
Window shades and window shade accessories and rollers.....	12	690101	20.2	0.0	0.0	0.0	0.0	0.0
Other shades and blinds, including curtain and drapery fixtures, poles, & rods.....	12	690103	—	—	0.0	0.0	0.0	-0.1
Nonmetallic mineral products.....	13	—	9.3	2.4	0.9	0.4	-0.2	0.0
Glass.....	13	1	7.4	0.2	2.9	0.0	0.1	-0.8
Flat glass.....	13	11	8.0	-0.5	3.5	0.0	0.1	-1.1
Specialty glass.....	13	1107	8.6	0.6	4.6	0.1	-0.1	-1.0
Specialty glass.....	13	110703	8.6	0.6	4.6	0.1	-0.1	-1.0
Other glass products, made by flat glass producers.....	13	1107034	7.0	-0.1	0.0	0.0	0.0	0.0
Flat glass (float, sheet, and plate process).....	13	1108	—	-4.2	-0.3	-0.3	0.8	-1.8
Flat glass (float, sheet, and plate process).....	13	110811	—	-4.2	-0.3	-0.3	0.8	-1.8
Other finished glassware.....	13	13	5.7	3.1	0.7	0.0	0.0	0.3
Pressed and blown glassware.....	13	1301	5.7	3.1	0.7	0.0	0.0	0.3
Machine-made pressed & blown table, kitchen, art, & novelty glassware.....	13	130116	6.3	3.7	0.0	0.0	0.0	0.0
All other machine-made pressed and blown glassware.....	13	130117	5.5	3.1	1.5	0.0	0.0	0.1
Handmade pressed and blown glassware.....	13	130118	10.8	0.0	0.5	0.2	0.0	7.3
Concrete ingredients and related products.....	13	2	11.5	4.9	1.1	0.1	0.1	0.2
Construction sand, gravel, and crushed stone.....	13	21	10.7	4.9	1.0	0.0	0.1	0.2
Construction sand, gravel and crushed stone.....	13	2101	10.7	4.9	1.0	0.0	0.1	0.2
Construction sand and gravel (run of pit/bank, washed, screened, etc.)..	13	210120	7.4	2.9	0.8	-0.4	1.0	0.8
Construction sand and gravel, Northeast.....	13	2101201	12.1	6.0	0.0	0.0	0.7	-0.7
Construction sand and gravel, Midwest.....	13	2101202	10.8	4.4	1.7	-1.3	2.6	1.8
Construction sand and gravel, West.....	13	2101204	7.8	2.5	0.8	-0.3	0.7	1.0
Crushed and broken stone.....	13	210121	12.3	5.9	1.1	0.2	-0.4	0.0
Crushed and broken limestone.....	13	2101212	13.0	4.9	1.4	0.3	-0.3	0.0
Crushed and broken granite.....	13	2101213	13.8	9.8	0.1	-0.4	2.5	0.0
Bituminous limestone, sandstone, & other crushed & broken stone. ..	13	2101219	6.7	5.4	1.4	0.4	-3.9	0.0
Cement, hydraulic.....	13	22	13.6	4.9	1.2	0.2	0.1	0.1
Cement, hydraulic.....	13	2201	13.6	4.9	1.2	0.2	0.1	0.1
Cement, hydraulic.....	13	220161	13.6	4.9	1.2	0.2	0.1	0.1
Concrete products.....	13	3	12.5	2.0	0.4	0.9	0.4	0.8
Concrete block and brick.....	13	31	12.2	5.3	0.3	0.3	1.1	0.0
Structural concrete block.....	13	3111	13.9	5.6	1.1	-0.1	1.1	0.1
Structural concrete block.....	13	311135	13.9	5.6	1.1	-0.1	1.1	0.1
Structural concrete block, lightweight units (weighing less than 105 lb/cubic ft.) (dry weight).....	13	3111351	14.9	5.7	0.7	-0.3	1.8	0.0
Structural concrete block, mediumweight units (weighing 105 - 124 lb/cubic ft.) (dry weight).....	13	3111352	14.3	8.8	0.1	0.0	0.6	0.8
Structural concrete block, normalweight units (weighing 125 lb or more/cubic ft.) (dry weight).....	13	3111353	12.3	4.2	2.1	-0.1	0.5	0.0
Decorative concrete block.....	13	3121	12.8	5.8	0.0	0.5	0.9	0.0
Decorative concrete block (including screen, split, slump, shadowal block, etc.).....	13	312101	12.8	5.8	0.0	0.5	0.9	0.0
Concrete brick.....	13	3131	10.2	6.2	0.0	0.5	1.3	0.0
Concrete brick.....	13	313101	10.2	6.2	0.0	0.5	1.3	0.0
Concrete pavers.....	13	3141	10.2	4.4	0.0	0.5	1.0	0.0
Concrete pavers (including grid, interlocking, etc.).....	13	314101	10.2	4.4	0.0	0.5	1.0	0.0
Concrete pipe.....	13	32	17.4	1.5	0.2	0.6	0.0	0.4
Concrete pipe.....	13	3201	17.4	1.5	0.2	0.6	0.0	0.4
Concrete pipe.....	13	320108	17.4	1.5	0.2	0.6	0.0	0.4
Concrete storm sewer pipe.....	13	3201082	15.2	2.1	0.2	0.7	0.0	0.5
Concrete pipe, except concrete culvert and storm sewer pipe.....	13	3201083	7.5	0.0	0.2	0.0	0.0	0.2
Ready-mix concrete.....	13	33	12.9	1.7	0.5	0.9	0.4	1.1
Ready-mix concrete.....	13	3301	12.9	1.7	0.5	0.9	0.4	1.1
Ready-mix concrete.....	13	330101	12.9	1.7	0.5	0.9	0.4	1.1
Northeast region ready-mix concrete.....	13	330101A	8.8	-1.0	1.9	1.8	1.6	-1.4
Midwest region ready-mix concrete.....	13	330101B	18.7	4.7	0.2	1.7	0.2	1.9
South region ready-mix concrete.....	13	330101C	12.0	1.7	0.6	0.7	0.1	1.3

See footnotes at end of table.

Table 7. Producer price index percentage changes for commodity and service groupings and individual items, not seasonally adjusted — Continued
 [May 2023]

Title	Commodity code		Unadjusted 12-month percent change ¹ May 2022 to May 2023 ^P	Unadjusted 1-month percent change ¹				
	Group code	Item code		Dec. to Jan.	Jan. to Feb. ^P	Feb. to Mar. ^P	Mar. to Apr. ^P	Apr. to May ^P
West region ready-mix concrete.....	13	330101D	11.0	0.5	0.2	0.3	0.6	1.1
Precast concrete products.....	13	34	9.2	1.6	0.3	1.2	0.1	0.4
Precast concrete products.....	13	3401	9.2	1.6	0.3	1.2	0.1	0.4
Precast concrete products.....	13	340106	9.2	1.6	0.3	1.2	0.1	0.4
Precast concrete slabs and tile, roof and floor units.....	13	3401061	10.4	0.1	3.0	0.0	0.0	0.0
Precast concrete architectural wall panels.....	13	3401062	4.7	1.9	0.0	0.0	-0.1	0.6
Burial vaults and boxes, precast concrete.....	13	3401063	8.9	5.0	0.0	0.0	0.0	0.0
Precast concrete products (excl burial vaults and boxes, slabs and tile, and arch. wall panels).....	13	3401064	10.4	1.5	0.1	1.6	0.1	0.5
Prestressed concrete products.....	13	35	11.8	0.2	-0.3	0.1	0.7	-0.2
Prestressed concrete products.....	13	3501	11.8	0.2	-0.3	0.1	0.7	-0.2
Prestressed concrete products.....	13	350107	11.8	0.2	-0.3	0.1	0.7	-0.2
Prestressed concrete bridge beams and solid and hollow cored slabs and panels.....	13	3501071	13.0	0.3	0.0	-0.4	-0.3	-0.3
Prestressed concrete bridge beams.....	13	35010711	13.6	0.0	-0.4	-0.3	0.0	0.1
Prestressed concrete solid and hollow cored slabs and panels.....	13	35010712	12.0	0.9	0.9	-0.6	-1.0	-1.5
Prestressed concrete products (excl bridge beams and solid and hollow cored slabs and panels).....	13	3501072	9.6	0.2	-0.7	0.8	1.8	0.0
Clay construction products ex. refractories.....	13	4	9.5	1.2	1.0	-0.3	0.8	1.2
Brick and structural clay tile.....	13	42	9.2	0.9	3.4	0.8	0.0	0.2
Building or common brick.....	13	4201	9.0	0.9	3.4	0.7	0.0	0.2
Building or common brick.....	13	420101	9.0	0.9	3.4	0.7	0.0	0.2
Glazed brick and other brick (paving, floor, and sewer).....	13	4202	14.2	3.5	0.0	2.2	0.0	0.0
Glazed brick and other brick (paving, floor, and sewer).....	13	420201	14.2	3.5	0.0	2.2	0.0	0.0
Clay floor and wall tile, glazed and unglazed.....	13	44	10.1	1.6	-1.3	-2.2	1.9	2.4
Clay floor and wall tile, glazed and unglazed (including quarry tile and ceramic mosaic tile).....	13	4401	10.1	1.6	-1.3	-2.2	1.9	2.4
Clay floor and wall tile, glazed and unglazed (including quarry tile and ceramic mosaic tile).....	13	440131	10.1	1.6	-1.3	-2.2	1.9	2.4
Structural clay products, n.e.c.....	13	45	9.8	0.0	0.0	5.7	0.0	0.0
Structural clay products, n.e.c.....	13	4501	9.8	0.0	0.0	5.7	0.0	0.0
All other structural clay products, excluding clay refractories.....	13	450199	8.9	0.0	0.0	7.1	0.0	0.0
Refractories.....	13	5	7.6	1.7	0.3	-0.3	0.0	0.4
Clay refractories.....	13	52	4.6	1.6	0.0	0.0	0.0	0.0
Clay refractories.....	13	5201	4.6	1.6	0.0	0.0	0.0	0.0
Clay refractories.....	13	520181	4.6	1.6	0.0	0.0	0.0	0.0
Nonclay refractories.....	13	53	11.3	2.0	1.3	-1.1	0.1	1.7
Nonclay refractories (excluding dead-burned magnesia).....	13	5301	11.3	2.0	1.3	-1.1	0.1	1.7
Nonclay refractories (excluding dead-burned magnesia).....	13	530112	11.3	2.0	1.3	-1.1	0.1	1.7
Asphalt felts and coatings.....	13	6	3.6	-2.4	-0.2	0.1	1.8	0.8
Prepared asphalt and tar roofing and siding products.....	13	61	3.0	-3.1	-0.3	0.1	2.3	0.8
Prepared asphalt and tar roofing and siding products.....	13	6101	3.0	-3.1	-0.3	0.1	2.3	0.8
Prepared asphalt and tar roofing and siding products.....	13	610131	3.0	-3.1	-0.3	0.1	2.3	0.8
Asphalt smooth-surfaced roll roofing and cap sheets, organic and fiberglass base.....	13	6101311	10.8	-1.6	0.3	7.2	6.2	-8.2
Asphalt mineral-surfaced roll roofing and cap sheets, organic and fiberglass base.....	13	6101312	21.0	0.3	0.5	0.0	0.0	12.3
Other prepared asphalt and tar products for roofing and siding.....	13	6101317	3.3	0.2	0.3	0.0	-1.1	0.3
Roofing asphalts, pitches, coatings, and cement.....	13	62	7.0	1.4	0.1	0.3	-0.7	0.4
Roofing asphalts, pitches, coatings, and cement.....	13	6201	7.0	1.4	0.1	0.3	-0.7	0.4
Roofing asphalts, pitches, coatings, and cement.....	13	620121	7.0	1.4	0.1	0.3	-0.7	0.4
Gypsum products.....	13	7	3.4	0.0	1.0	0.6	-1.0	-0.9
Gypsum products.....	13	71	3.4	0.0	1.0	0.6	-1.0	-0.9
Gypsum products.....	13	7101	3.4	0.0	1.0	0.6	-1.0	-0.9
Gypsum building materials.....	13	710102	4.0	0.0	1.2	0.7	-1.1	-1.1
Other gypsum products.....	13	710116	0.0	0.0	0.0	0.0	0.0	0.0
Glass containers.....	13	8	12.6	8.8	-0.3	0.0	0.0	0.6
Glass containers.....	13	81	12.6	8.8	-0.3	0.0	0.0	0.6
Glass containers (including value of packaging).....	13	8101	12.6	8.8	-0.3	0.0	0.0	0.6
Glass containers (including value of packaging).....	13	810104	12.6	8.8	-0.3	0.0	0.0	0.6
Other nonmetallic minerals.....	13	9	7.8	3.4	1.1	0.3	-1.7	-0.8

See footnotes at end of table.

Table 7. Producer price index percentage changes for commodity and service groupings and individual items, not seasonally adjusted — Continued
[May 2023]

Title	Commodity code		Unadjusted 12-month percent change ¹	Unadjusted 1-month percent change ¹				
	Group code	Item code		May 2022 to May 2023 ^P	Dec. to Jan.	Jan. to Feb. ^P	Feb. to Mar. ^P	Mar. to Apr. ^P
Insulation materials.....	13	92	8.1	0.3	0.5	0.6	0.0	0.0
Mineral wool for thermal and acoustical envelope insulation.....	13	9201	6.8	-0.4	0.2	0.4	0.4	0.0
Mineral wool for thermal and acoustical envelope insulation.....	13	920105	6.8	-0.4	0.2	0.4	0.4	0.0
Mineral wool for industrial, equipment, and appliance insulation.....	13	9202	10.6	1.5	0.8	0.8	-0.7	0.0
Mineral wool for industrial, equipment, and appliance insulation.....	13	920201	10.6	1.5	0.8	0.8	-0.7	0.0
Paving mixtures and blocks.....	13	94	4.9	6.9	2.2	-0.1	-5.4	-1.5
Paving mixtures and blocks.....	13	9401	4.9	6.9	2.2	-0.1	-5.4	-1.5
Paving mixtures and blocks.....	13	940113	4.9	6.9	2.2	-0.1	-5.4	-1.5
Emulsified asphalt, including liquid additives.....	13	940113A	4.8	-0.2	0.0	0.5	0.9	1.4
Other liquid asphalt and tar paving materials, including cut-backs.....	13	940113B	7.7	-1.3	-0.2	-0.4	0.3	-3.9
Asphalt and tar paving mixtures (excluding liquid).....	13	940113C	3.7	17.8	4.9	-0.7	-12.9	-5.0
Cut stone and stone products.....	13	95	7.0	0.0	1.8	0.0	0.0	-0.4
Cut stone and stone products.....	13	9501	7.0	0.0	1.8	0.0	0.0	-0.4
Dressed dimension granite (including gneiss, syenite, diorite, and cut granite).....	13	950111	9.4	0.0	3.0	0.0	0.0	-0.8
Dressed dimension limestone (including dolomite, travertine, calcareous, tufa, & cut limestone).....	13	950121	0.1	-	-	0.0	0.0	0.0
Dressed dimension marble and other stone.....	13	950151	3.6	0.0	0.2	0.0	0.0	0.3
Gaskets, packing, and sealing devices.....	13	98	8.3	2.4	0.0	0.1	0.1	0.5
Gaskets and gasketing material.....	13	9801	7.0	1.9	0.0	0.1	0.0	0.7
Nonmetallic gaskets and gasketing.....	13	980111	10.4	3.3	0.0	0.3	0.0	0.0
Metallic gaskets and machined seals.....	13	980112	3.4	0.2	0.0	0.0	0.0	1.7
Packing and sealing.....	13	9802	9.8	3.0	0.0	0.0	0.1	0.2
Compression packing.....	13	980211	4.4	3.3	0.0	0.0	0.0	0.0
Molded packing and sealing devices.....	13	980212	8.3	1.0	0.0	0.0	0.3	0.5
Rotary oil seals.....	13	980214	14.5	3.3	0.0	0.0	0.0	0.0
Nonmetallic minerals and products, n.e.c.....	13	99	11.3	2.5	0.1	1.0	1.1	-1.2
Clay and stone mining and quarrying.....	13	9902	11.2	1.8	0.2	1.7	1.6	-2.2
Ground or treated minerals and earths.....	13	990209	11.6	1.1	-0.7	1.1	1.4	0.0
Treated lightweight aggregate and crushed slag, minerals and earths.....	13	9902094	-	3.7	0.0	0.0	1.4	-
Other minerals and earths, treated.....	13	9902096	7.4	-1.1	-1.4	2.6	1.8	0.0
Dimension stone mining and quarrying.....	13	990211	20.8	8.9	1.5	0.0	0.0	5.1
Clay, excluding kaolin and ball clay.....	13	990214	10.6	0.7	3.5	-0.2	1.0	0.2
Bentonite.....	13	990214C	14.8	2.0	0.0	0.0	1.8	0.0
All other nonmetallic minerals, including talc and gypsum.....	13	990299	3.2	2.2	0.3	7.3	3.8	-17.5
All other nonmetallic mineral products.....	13	9903	8.2	3.4	0.0	0.0	0.5	0.0
Other nonmetallic mineral products.....	13	990319	6.8	3.8	0.0	0.0	0.9	0.0
Transportation equipment.....	14	-	3.1	0.4	0.2	0.2	0.1	0.2
Motor vehicles and equipment.....	14	1	2.6	0.3	0.0	0.0	0.0	0.1
Motor vehicles.....	14	11	2.5	0.3	0.0	-0.1	-0.2	0.0
Passenger cars and chassis.....	14	1101	-0.6	0.4	0.0	-0.7	-0.7	-0.1
Passenger cars and chassis.....	14	110131	-0.6	0.4	0.0	-0.7	-0.7	-0.1
Motorcycles, including three-wheel motorbikes, motorscooters, mopeds, and parts.....	14	1104	5.2	0.4	0.0	2.3	0.0	0.0
Motorcycles, including three-wheel motorbikes, motorscooters, mopeds, and parts.....	14	110401	5.2	0.4	0.0	2.3	0.0	0.0
Trucks, truck tractors, & bus chassis 14,000 lb or less, incl. minivans & suvs.....	14	1105	4.4	0.3	0.0	-0.1	-0.1	0.0
Trucks, truck tractors, & bus chassis 14,000 lb or less, incl. minivans & suvs.....	14	110571	4.4	0.3	0.0	-0.1	-0.1	0.0
Trucks, over 14,000 lbs GVW.....	14	1106	1.9	0.1	0.6	0.0	0.1	0.2
Trucks, over 14,000 lbs GVW.....	14	110684	1.9	0.1	0.6	0.0	0.1	0.2
Truck, truck tractors, and bus chassis (chassis of own manufacture) 14,001 to 33,000 lbs.....	14	1106841	-	0.4	0.5	0.0	0.0	1.2
Buses, including military and firefighting vehicles (chassis of own manufacture).....	14	1106843	4.0	0.0	1.3	0.0	0.3	0.0
Motor vehicles parts.....	14	12	2.4	0.4	-0.1	0.3	0.2	0.1
Motor vehicles parts.....	14	1205	2.4	0.4	-0.1	0.3	0.2	0.1
Gasoline engines and engine parts, excl. carburetors, pistons, and valves.....	14	120501	1.2	-0.3	-0.1	0.0	0.2	0.3
Motor vehicle steering and suspension parts.....	14	120502	-1.8	-2.1	0.0	1.0	0.0	-0.5
Motor vehicle transmission and power train.....	14	120503	2.5	0.7	0.0	0.3	-0.5	0.2
Motor vehicle drive train components, except wheels and brakes, new.....	14	1205031	2.4	0.6	0.0	0.3	-0.5	0.2
Motor vehicle transmissions except auxiliary and parts, new.....	14	12050310	5.2	4.2	0.4	0.0	0.0	0.0

See footnotes at end of table.

Table 7. Producer price index percentage changes for commodity and service groupings and individual items, not seasonally adjusted — Continued
 [May 2023]

Title	Commodity code		Unadjusted 12-month percent change ¹	Unadjusted 1-month percent change ¹				
	Group code	Item code		May 2022 to May 2023 ^P	Dec. to Jan.	Jan. to Feb. ^P	Feb. to Mar. ^P	Mar. to Apr. ^P
Parts for manual and automatic transmissions, new.....	14	12050313	14.5	0.7	-0.4	-0.1	-0.6	0.9
Other motor vehicle drive train components, except wheels and brakes, new.....	14	12050315	0.0	-0.4	-0.2	1.6	0.2	0.0
Motor vehicle drive train components, rebuilt.....	14	1205033	4.9	1.6	0.0	0.0	0.0	0.0
Motor vehicle brake systems.....	14	120504	7.7	1.8	-0.2	0.5	3.0	0.0
Motor vehicle brake parts and assemblies, new.....	14	1205041	6.8	0.9	-0.3	0.6	3.0	0.0
Motor vehicle drum brake assemblies and parts, new.....	14	1205041A	8.6	0.3	-0.8	1.7	2.0	0.0
Other motor vehicle brake parts and assemblies, new.....	14	1205041B	16.5	0.7	-0.1	0.1	0.1	0.0
Motor vehicle disc brake assemblies and parts, new.....	14	1205041C	-1.0	1.8	0.0	0.0	9.1	0.0
Filters for internal combustion engines and motor vehicles.....	14	120505	6.4	0.0	0.0	0.0	1.0	0.5
Other motor vehicle parts.....	14	120508	5.2	2.1	0.2	0.7	0.3	0.1
Vehicle seating and interior trim.....	14	120511	1.9	0.6	-0.2	0.0	0.0	0.1
Automobile trimmings.....	14	1205111	2.7	0.4	-0.9	0.0	0.0	-0.1
Seats for public conveyance and aircraft.....	14	1205113	2.7	0.6	0.2	0.1	0.0	0.4
Motor vehicle air conditioning systems and compressors.....	14	120512	-2.2	0.0	-0.7	0.0	-0.2	0.3
Carburetors, pistons, piston rings, and valves.....	14	120513	6.1	0.8	1.5	0.2	0.5	0.0
Motor vehicle electrical and electronic equipment.....	14	120514	4.3	0.4	0.5	0.0	0.4	0.2
Vehicular lighting equipment.....	14	1205141	4.5	0.8	0.3	0.4	0.0	0.1
Other motor vehicle electrical and electronic equipment.....	14	1205142	4.3	0.3	0.6	-0.1	0.5	0.2
Battery charging alternators, generators, and regulators.....	14	12051422	0.8	0.1	0.1	0.3	0.0	1.5
Parts for electrical and electronic engine equipment.....	14	12051424	-0.3	0.0	0.0	0.0	1.3	0.0
All other miscellaneous non-engine electrical and electronic equipment.....	14	12051425	5.1	0.6	0.9	0.0	0.2	0.0
All other miscellaneous complete engine electrical equipment, including spark plugs.....	14	12051426	6.2	-0.2	0.5	-1.1	1.5	0.0
Truck and bus bodies.....	14	13	7.2	1.0	0.7	0.2	0.6	0.1
Truck and bus bodies sold separately.....	14	1301	5.4	1.5	0.8	0.2	0.8	0.0
Other truck and vehicle bodies, sold separately.....	14	13015	5.1	1.5	0.0	0.2	-0.1	0.0
Dump truck bodies, sold separately.....	14	130151	-8.2	0.0	-1.3	-3.4	0.0	0.0
All other truck and vehicle bodies, sold separately.....	14	130152	8.4	2.3	0.5	1.7	-0.1	0.0
Service truck bodies, sold separately.....	14	130153	7.9	0.0	0.2	0.0	0.1	0.0
Complete vehicles on purchased chassis.....	14	1302	8.0	-0.2	0.2	0.1	0.0	0.3
Buses and firefighting vehicles, complete, produced on purchased chassis.....	14	13027	2.0	0.0	0.1	0.1	0.0	0.1
Buses and firefighting vehicles, complete, produced on purchased chassis.....	14	130275	2.0	0.0	0.1	0.1	0.0	0.1
Other trucks and vehicles, complete, produced on purchased chassis, except upfitting trucks.....	14	130294	12.8	-0.6	0.6	0.3	0.0	1.1
Truck trailers.....	14	14	0.1	-1.3	-0.6	0.0	0.5	-0.2
Truck trailers.....	14	1406	0.1	-1.3	-0.6	0.0	0.5	-0.2
Truck trailers and chassis, axle rating 10,000 lb or more.....	14	140602	-0.5	-1.4	-0.7	0.0	0.5	-0.2
Truck trailers and chassis, axle rating less than 10,000 lb.....	14	140603	4.5	-0.1	-0.3	0.2	0.3	-0.2
Motor homes, built on purchased chassis.....	14	15	1.6	0.0	0.5	0.0	0.0	0.0
Motor homes, built on purchased chassis.....	14	1501	1.6	0.0	0.5	0.0	0.0	0.0
Motor homes, built on purchased chassis.....	14	150101	1.6	0.0	0.5	0.0	0.0	0.0
Travel trailers and campers.....	14	16	2.2	0.0	0.0	0.1	0.0	0.0
Travel trailers.....	14	1601	2.3	0.0	0.0	0.0	0.0	0.0
Travel trailers.....	14	160101	2.3	0.0	0.0	0.0	0.0	0.0
Conventional travel trailers.....	14	1601016	4.2	0.0	0.0	0.1	0.0	0.0
Camping trailers, campers, pick-up covers, and parts.....	14	1602	2.0	0.0	0.0	0.1	0.0	0.0
Camping trailers, campers, pick-up covers, and parts.....	14	160201	2.0	0.0	0.0	0.1	0.0	0.0
Other parts and components, excluding appliances and furnishings.....	14	1602013	2.1	0.0	0.0	0.0	0.0	0.0
Truck campers, caps, box covers, and fold-down camping trailers.....	14	1602014	-	0.0	0.0	0.2	0.0	0.0
Aircraft and aircraft equipment.....	14	2	4.7	0.6	0.8	0.5	0.4	0.4
Aircraft.....	14	21	4.5	0.5	0.5	0.5	0.5	0.6
Civilian aircraft.....	14	2102	6.9	0.7	0.7	0.8	0.7	0.8
Civilian aircraft.....	14	210206	6.9	0.7	0.7	0.8	0.7	0.8
Military aircraft.....	14	2104	-0.6	0.0	0.0	0.0	0.0	0.0
Military aircraft.....	14	210401	-0.6	0.0	0.0	0.0	0.0	0.0
Aircraft engine and engine parts.....	14	23	3.9	0.7	0.5	0.0	0.3	0.1
Aircraft engine and engine parts.....	14	2301	3.9	0.7	0.5	0.0	0.3	0.1
Aircraft engine and engine parts.....	14	230101	3.9	0.7	0.5	0.0	0.3	0.1
Aeronautical services on aircraft engines.....	14	2301015	7.7	3.1	0.0	0.0	0.6	0.0
Aircraft engine parts and accessories.....	14	2301017	3.9	0.3	0.9	0.1	0.3	0.1
Parts and accessories for military aircraft engines.....	14	23010175	2.2	0.0	0.5	0.2	0.0	0.3

See footnotes at end of table.

Table 7. Producer price index percentage changes for commodity and service groupings and individual items, not seasonally adjusted — Continued
 [May 2023]

Title	Commodity code		Unadjusted 12-month percent change ¹	Unadjusted 1-month percent change ¹				
	Group code	Item code		May 2022 to May 2023 ^P	Dec. to Jan.	Jan. to Feb. ^P	Feb. to Mar. ^P	Mar. to Apr. ^P
Parts and accessories for civilian aircraft engines.....	14	23010177	4.5	0.5	1.1	0.0	0.5	0.1
Other aircraft parts and equipment.....	14	25	6.0	0.9	1.9	1.0	0.1	0.0
Other aircraft parts and equipment.....	14	2501	6.0	0.9	1.9	1.0	0.1	0.0
Aircraft propellers and helicopter rotors.....	14	250102	4.9	0.2	0.0	0.0	0.0	0.0
Aircraft parts and auxiliary equipment.....	14	250103	6.2	0.9	2.1	1.1	0.1	0.0
Aircraft landing gear for civilian and military aircraft.....	14	2501032	14.1	10.9	0.0	0.0	0.0	0.0
Other aircraft subassemblies and parts for military aircraft.....	14	2501033	1.0	0.3	0.0	0.1	0.4	0.0
Other aircraft subassemblies and parts for civilian aircraft.....	14	2501034	7.5	0.5	2.7	1.3	0.1	0.0
Ships and boats.....	14	3	3.2	0.3	-0.1	0.4	0.1	0.5
Ships.....	14	31	1.4	0.3	-0.4	0.6	0.1	0.8
Military self-propelled ships, new construction.....	14	3102	-0.6	0.4	-0.6	0.0	0.1	0.0
Military self-propelled ships, new construction.....	14	310201	-0.6	0.4	-0.6	0.0	0.1	0.0
Nonmilitary self-propelled ships, new construction.....	14	3103	2.1	0.0	0.0	1.3	0.0	0.0
Nonmilitary self-propelled ships, new construction.....	14	310301	2.1	0.0	0.0	1.3	0.0	0.0
Boats.....	14	32	7.0	0.4	0.2	0.1	0.1	0.1
Outboard motorboats, including commercial and military (except sailboats and lifeboats).....	14	3201	9.2	0.1	0.2	0.1	0.1	0.0
Outboard motorboats, wood or metal, incl. comm. and military (exc. sailboats and lifeboats).....	14	320107	9.8	0.2	0.2	0.2	0.4	0.1
Outboard motorboats, plastics/fiberglass, incl. comm. and mil. (exc. sailboats and lifeboats).....	14	320108	8.8	0.1	0.2	0.1	0.0	0.0
Inboard motorboats, including commercial and military (except sailboats and lifeboats).....	14	3202	5.4	0.1	0.9	0.4	0.1	0.0
Inboard cabin cruisers, including commercial and military (except sailboats and lifeboats).....	14	320206	6.4	1.0	0.7	0.5	0.2	0.0
Other inboard motorboats, including commercial and military (except sailboats and lifeboats).....	14	320207	3.2	-2.0	1.6	0.0	0.0	0.0
Inboard-outdrive boats, including commercial and military (except sailboats and lifeboats).....	14	3203	5.1	0.0	0.3	0.0	0.0	0.5
All other inboard-outdrive boats, incl. comm. and military (except sailboats and lifeboats).....	14	320310	3.9	0.0	0.3	0.0	0.0	0.5
All other boats (excluding military and commercial).....	14	3204	6.2	6.7	0.0	0.0	0.0	0.5
All other boats (excluding military and commercial).....	14	320406	6.2	6.7	0.0	0.0	0.0	0.5
Railroad equipment.....	14	4	1.8	0.1	0.1	0.8	0.0	0.0
Railroad cars and locomotives.....	14	44	0.9	0.0	0.0	0.8	0.0	0.0
Railroad cars and locomotives.....	14	4401	0.9	0.0	0.0	0.8	0.0	0.0
Railroad cars.....	14	440102	-	0.0	0.0	2.1	0.0	-
Railway maintenance of way equipment and parts.....	14	45	5.9	0.2	0.2	0.7	0.0	0.0
Railway maintenance of way equipment and parts.....	14	4501	5.9	0.2	0.2	0.7	0.0	0.0
Air brake and other brake equipment.....	14	450101	-	0.8	0.2	0.0	0.0	-
Railway maintenance of way & all other railroad and streetcar equipment, parts and accessories.....	14	450102	6.6	-0.1	0.3	1.0	-0.1	0.0
Transportation equipment, n.e.c.....	14	9	1.5	2.1	-0.1	-0.3	-0.2	0.0
Transportation equipment, n.e.c.....	14	91	1.5	2.1	-0.1	-0.3	-0.2	0.0
Other transportation equipment, incl. golf carts, vehicle trailers, and all-terrain vehicles.....	14	9111	1.5	2.1	-0.1	-0.3	-0.2	0.0
Automobile and light truck trailers.....	14	911104	-2.3	0.0	-0.3	-0.7	-0.6	0.0
All other miscellaneous transportation equipment, including all-terrain vehicles.....	14	911105	4.3	4.0	0.0	-0.1	0.0	0.0
All-terrain vehicles and parts.....	14	9111051	6.6	6.7	0.0	0.0	0.0	-0.1
All other miscellaneous transportation equipment and parts.....	14	9111052	3.9	2.7	0.0	-0.1	0.1	0.0
Miscellaneous products.....	15	-	6.3	1.1	0.5	0.2	0.0	1.1
Toys, sporting goods, small arms, etc.....	15	1	6.8	0.7	0.7	-0.3	-0.2	0.2
Toys, games, and children's vehicles.....	15	11	2.2	1.1	0.0	0.1	0.0	0.0
Toys, games, and children's vehicles.....	15	1101	2.2	1.1	0.0	0.1	0.0	0.0
Nonelectronic games and puzzles (excl. toys), and electronic toys (incl. parts).....	15	110152	0.0	0.0	0.0	0.0	0.0	0.0
Nonelectronic games and puzzles, including parts.....	15	1101521	0.0	0.0	0.0	0.0	0.0	0.0
Other nonelectronic toys, including parts.....	15	110154	6.4	3.2	0.0	0.0	0.0	0.0
Models, science & craft kits/supply, & collectors' miniatures.....	15	110155	0.8	0.5	0.0	0.0	0.0	0.0
Sporting and athletic goods.....	15	12	11.3	0.7	1.3	-0.5	-0.3	0.4
Sporting and athletic goods.....	15	1201	11.3	0.7	1.3	-0.5	-0.3	0.4
Golf equipment, excluding apparel and shoes.....	15	120127	29.2	0.4	4.2	0.0	0.1	-0.1
Bicycles, adult tricycles, unicycles and parts.....	15	120182	-5.7	0.0	0.0	-5.9	-3.9	1.3

See footnotes at end of table.

Table 7. Producer price index percentage changes for commodity and service groupings and individual items, not seasonally adjusted — Continued
[May 2023]

Title	Commodity code		Unadjusted 12-month percent change ¹ May 2022 to May 2023 ^P	Unadjusted 1-month percent change ¹				
	Group code	Item code		Dec. to Jan.	Jan. to Feb. ^P	Feb. to Mar. ^P	Mar. to Apr. ^P	Apr. to May ^P
Playground equipment.....	15	120185	13.7	2.2	0.0	0.0	0.0	3.5
Gymnasium and exercise equipment.....	15	120192	1.4	0.0	0.0	0.0	0.0	0.0
Other sporting and athletic goods.....	15	120193	2.7	1.2	0.7	0.0	0.0	0.0
Small arms and ammunition.....	15	13	0.6	0.6	0.0	0.0	-0.2	-0.2
Small arms.....	15	1301	0.3	0.3	0.0	0.0	0.0	0.0
Single barrel shotguns, other small firearms n.e.c., and parts & attachments for small arms.....	15	130128	0.5	0.5	0.0	0.0	0.0	0.0
Small arms ammunition.....	15	1302	1.0	1.2	0.0	0.0	-0.4	-0.6
Small arms cartridges and shells.....	15	130281	0.7	1.2	0.0	0.0	-0.5	-0.7
Other ammunition products.....	15	130282	-	-	-	-	0.0	-
Tobacco products, incl. stemmed & redried.....	15	2	11.0	1.5	1.9	0.0	0.1	1.7
Cigarettes, excluding electronic.....	15	21	11.7	1.7	2.1	0.0	0.0	1.8
Cigarettes, excluding electronic.....	15	2101	11.7	1.7	2.1	0.0	0.0	1.8
Cigarettes, excluding electronic.....	15	210105	11.7	1.7	2.1	0.0	0.0	1.8
Stemmed and redried tobacco.....	15	24	2.8	0.3	0.0	-0.3	0.3	0.0
Stemmed and redried tobacco.....	15	2402	2.8	0.3	0.0	-0.4	0.3	0.0
Stemmed and redried tobacco.....	15	240208	2.8	0.3	0.0	-0.4	0.3	0.0
Tobacco, unstemmed leaf, redried before packing.....	15	2402081	3.3	0.3	0.0	-0.6	0.5	0.0
Tobacco, stemmed.....	15	2402084	2.2	0.4	0.0	0.0	0.0	0.0
Other tobacco products.....	15	25	8.5	0.2	1.0	0.2	0.9	1.3
Other tobacco products.....	15	2501	8.5	0.2	1.0	0.2	0.9	1.3
Other tobacco products.....	15	250101	8.5	0.2	1.0	0.2	0.9	1.3
Cigars.....	15	2501011	4.5	0.0	0.0	0.0	4.5	0.0
Chewing and smoking tobacco.....	15	2501014	9.1	0.3	1.3	0.3	0.0	1.7
Notions.....	15	3	5.4	0.0	0.0	0.0	1.4	0.0
Fasteners, zippers, buttons, needles, pins, and buckles.....	15	32	5.4	0.0	0.0	0.0	1.4	0.0
Fasteners, zippers, buttons, needles, pins, and buckles.....	15	3201	5.4	0.0	0.0	0.0	1.4	0.0
Fasteners, zippers, buttons, needles, pins, and buckles (except precious metal).....	15	320100	5.4	0.0	0.0	0.0	1.4	0.0
Photographic equipment and supplies.....	15	4	5.5	4.1	-1.8	1.9	-0.5	3.2
Photographic supplies.....	15	42	6.9	5.4	-2.4	2.5	-0.6	3.9
Photographic supplies.....	15	4206	6.9	5.4	-2.4	2.5	-0.6	3.9
Photographic supplies.....	15	420601	6.9	5.4	-2.4	2.5	-0.6	3.9
Prepared photographic chemicals.....	15	4206011	3.5	1.3	0.4	0.7	0.0	0.0
Photographic sensitized film, plates, paper, & cloth.....	15	4206012	8.5	7.0	-3.5	3.2	-0.9	5.5
Photographic sensitized film, plates, paper, & cloth, silver-halide-type (excl X-ray).....	15	42060121	5.3	8.4	-4.1	3.8	-1.0	6.6
Photographic sensitized film, plates, paper & cloth, other than silver-halide-type (incl X-ray).....	15	42060122	4.2	0.4	0.0	0.0	0.0	0.0
Mobile homes.....	15	5	-4.3	-1.3	-0.6	-0.3	0.0	0.1
Manufactured homes (mobile homes), all sizes (incl. multisection).....	15	53	-4.3	-1.3	-0.6	-0.3	0.0	0.1
Manufactured mobile homes and nonresidential mobile buildings.....	15	5303	-4.3	-1.3	-0.6	-0.3	0.0	0.1
Manufactured homes (mobile homes), all width sizes (incl. multisection).....	15	530301	-4.3	-1.3	-0.6	-0.3	0.0	0.1
Medical, surgical & personal aid devices.....	15	6	3.1	1.1	0.0	0.3	-0.3	0.5
Surgical and medical instruments.....	15	62	3.2	1.3	-0.1	0.2	-0.1	0.4
Surgical and medical instruments.....	15	6201	3.2	1.3	-0.1	0.2	-0.1	0.4
Surgical and medical instruments.....	15	620103	3.2	1.3	-0.1	0.2	-0.1	0.4
Surgical and medical catheters.....	15	6201031	-1.2	-0.1	-0.6	0.2	-0.4	0.0
Orthopedic and surgical instruments.....	15	6201033	2.8	0.4	0.1	0.6	0.0	0.6
Other surgical and medical apparatus and instruments, excluding parts.....	15	6201037	3.8	3.2	-0.3	-0.3	-0.2	0.0
Parts for surgical and medical apparatus and instruments.....	15	6201038	3.7	1.2	0.0	1.1	0.0	-0.3
Medical and surgical appliances and supplies.....	15	63	3.0	1.2	-0.1	0.5	-0.5	0.8
Medical and surgical appliances and supplies.....	15	6301	3.0	1.2	-0.1	0.5	-0.5	0.8
Medical and surgical appliances and supplies.....	15	630104	3.0	1.2	-0.1	0.5	-0.5	0.8
Artificial joints and limbs.....	15	6301041	-	-	-1.1	1.2	-3.7	-
Other orthopedic and prosthetic appliances.....	15	6301042	-0.3	0.6	-0.1	0.7	0.0	-1.7
All other surgical and medical items.....	15	6301044	3.6	1.5	0.1	0.4	0.0	0.4
Ophthalmic goods.....	15	64	2.3	0.0	0.7	0.0	0.0	0.0
Ophthalmic goods.....	15	6401	2.3	0.0	0.7	0.0	0.0	0.0
Other ophthalmic goods and prescription ground eyeglass lenses.....	15	640108	-	-	-	-	-	-

See footnotes at end of table.

Table 7. Producer price index percentage changes for commodity and service groupings and individual items, not seasonally adjusted — Continued
[May 2023]

Title	Commodity code		Unadjusted 12-month percent change ¹	Unadjusted 1-month percent change ¹				
	Group code	Item code		May 2022 to May 2023 ^P	Dec. to Jan.	Jan. to Feb. ^P	Feb. to Mar. ^P	Mar. to Apr. ^P
Other industrial safety equipment.....	15	7	5.2	0.2	0.1	0.6	0.4	0.0
Personal safety equipment and clothing.....	15	71	5.2	0.2	0.1	0.6	0.4	0.0
Personal safety equipment and clothing.....	15	7108	5.2	0.2	0.1	0.6	0.4	0.0
Personal safety equipment and clothing.....	15	710802	5.2	0.2	0.1	0.6	0.4	0.0
Other miscellaneous products.....	15	9	7.0	0.9	-0.2	0.4	0.2	1.8
Burial caskets.....	15	91	17.8	3.3	0.0	0.0	5.1	0.0
Burial caskets.....	15	9101	17.8	3.3	0.0	0.0	5.1	0.0
Burial caskets.....	15	910109	17.8	3.3	0.0	0.0	5.1	0.0
Metal burial caskets & coffins, completely lined & trimmed, adult sizes.....	15	9101091	21.1	0.0	0.0	0.0	6.8	0.0
Musical instruments.....	15	93	5.9	0.3	0.4	0.0	0.2	0.9
Musical instruments.....	15	9301	5.9	0.3	0.4	0.0	0.2	0.9
Nonelectronic pianos, organs, and nonelectronic piano and organ parts, excluding benches.....	15	930113	—	0.0	0.0	0.0	0.0	—
Other musical instruments and parts.....	15	930117	6.7	0.3	0.5	0.0	0.2	1.0
Other nonelectronic musical instruments.....	15	9301172	8.0	0.3	0.0	0.0	0.0	2.5
Other musical instrument parts & accessories, sold separately, excl. benches & instrument cases.....	15	9301173	—	0.8	—	—	—	—
Jewelry and jewelry products.....	15	94	4.8	1.7	-0.8	0.6	1.5	0.6
Jewelry (gold and platinum) and silverware.....	15	9402	4.3	1.7	-2.0	0.9	1.5	1.1
Jewelry, gold and platinum.....	15	940222	4.2	1.7	-2.0	0.9	1.5	1.1
Costume jewelry and novelties.....	15	9404	7.0	4.1	0.9	0.0	1.1	0.0
Costume jewelry and novelties.....	15	940415	7.0	4.1	0.9	0.0	1.1	0.0
All other jewelry and personal goods (excluding costume).....	15	9407	2.6	0.3	0.3	-0.4	1.3	0.1
All other jewelry and personal goods (excluding costume).....	15	940714	2.6	0.3	0.3	-0.4	1.3	0.1
Jewelers' material and lapidary work.....	15	9408	7.4	0.3	0.5	2.4	2.1	-0.4
Pens, pencils, and marking devices.....	15	95	6.1	1.3	1.0	1.5	0.0	0.0
Pens, markers, mechanical pencils, and associated parts.....	15	9502	7.7	0.0	2.0	5.0	0.0	0.0
Pens, markers, mechanical pencils, and associated parts.....	15	950210	7.7	0.0	2.0	5.0	0.0	0.0
Lead pencils, art goods, office supplies and small office equipment, excluding paper.....	15	9503	6.8	1.7	0.8	0.0	0.0	0.0
Lead pencils, art goods, office supplies and small office equipment, excluding paper.....	15	950307	6.8	1.7	0.8	0.0	0.0	0.0
Marking devices.....	15	9504	3.2	2.0	0.0	0.9	0.0	0.0
Marking devices.....	15	950406	3.2	2.0	0.0	0.9	0.0	0.0
Brooms and brushes.....	15	97	5.6	0.7	0.9	0.0	0.1	0.0
Brooms, brushes and mops.....	15	9705	5.6	0.7	0.9	0.0	0.1	0.0
Brooms, mops, and dusters.....	15	970501	4.7	0.4	0.1	0.0	0.0	0.0
Brooms.....	15	9705011	5.3	0.9	0.1	0.0	0.0	0.0
Mops and dusters, including refills.....	15	9705012	4.1	0.0	0.0	0.0	0.0	0.0
Paint and varnish brushes and rollers.....	15	970502	3.2	1.8	1.4	0.0	0.0	0.0
Paint and varnish brushes.....	15	9705021	4.9	3.8	1.1	0.0	0.0	0.0
Paint holders, pads, roller frames, and rollers.....	15	9705022	1.8	0.1	1.7	0.0	0.0	0.0
Other brushes, excl. paint and varnish brushes.....	15	970503	6.6	0.5	1.3	0.0	0.3	0.1
Personal brushes.....	15	9705031	0.7	0.0	0.0	0.0	0.7	0.0
Brushes, other than personal.....	15	9705032	13.1	0.9	2.1	0.0	0.0	0.1
Miscellaneous products, n.e.c.....	15	9A	7.7	0.6	-0.3	0.4	-0.3	2.7
Candles.....	15	9A01	2.0	0.0	0.0	0.0	0.0	0.0
Candles.....	15	9A0101	2.0	0.0	0.0	0.0	0.0	0.0
Signs and advertising displays.....	15	9A04	12.8	0.7	0.0	0.0	0.0	4.4
Non-electric signs and displays.....	15	9A0402	13.5	1.2	0.0	0.0	0.0	4.6
Electric signs and displays.....	15	9A0404	—	0.0	0.0	—	—	—
All other miscellaneous fabricated products and recyclable materials.....	15	9A09	2.6	0.6	-0.9	1.1	-0.7	0.4
Other miscellaneous fabricated products.....	15	9A0901	4.8	0.1	-0.1	1.5	0.2	0.2
Reproduction of audio and video media and software.....	15	9D	6.0	1.2	0.1	-0.5	0.0	0.2
Reproduction of audio and video media and software.....	15	9D01	6.0	1.2	0.1	-0.5	0.0	0.2
Services²								
Transportation services.....	30	—	-4.4	0.4	-0.7	-0.2	-1.5	-1.4
Transportation of freight and mail.....	30	1	-5.8	0.2	-0.5	-1.1	-1.7	-1.2
Rail transportation of freight and mail.....	30	11	0.5	1.1	-0.9	-0.2	-0.2	-0.9
Rail transportation of freight and mail.....	30	1101	0.5	1.1	-0.9	-0.2	-0.2	-0.9
Rail transportation of freight and mail.....	30	110101	0.5	1.1	-0.9	-0.2	-0.2	-0.9

See footnotes at end of table.

Table 7. Producer price index percentage changes for commodity and service groupings and individual items, not seasonally adjusted — Continued
[May 2023]

Title	Commodity code		Unadjusted 12-month percent change ¹	Unadjusted 1-month percent change ¹				
	Group code	Item code		May 2022 to May 2023 ^P	Dec. to Jan.	Jan. to Feb. ^P	Feb. to Mar. ^P	Mar. to Apr. ^P
Truck transportation of freight.....	30	12	-13.6	-2.2	-0.9	-1.6	-3.0	-2.1
Local motor carrying.....	30	1201	-10.7	-0.1	-0.4	-4.0	-0.1	-5.7
Local motor carrying.....	30	120101	-10.7	-0.1	-0.4	-4.0	-0.1	-5.7
Long-distance motor carrying.....	30	1202	-14.5	-2.9	-1.1	-0.8	-3.9	-0.9
Long-distance motor carrying.....	30	120201	-14.5	-2.9	-1.1	-0.8	-3.9	-0.9
Water transportation of freight.....	30	13	5.0	-2.2	1.3	-2.4	-0.6	2.9
Deep sea water transportation of freight.....	30	1301	-2.0	-5.7	3.2	-2.9	-1.1	0.0
Deep sea water transportation of freight.....	30	130101	-2.0	-5.7	3.2	-2.9	-1.1	0.0
Coastal and intercoastal water transportation of freight.....	30	1302	11.9	0.9	-0.6	-4.1	0.3	0.1
Coastal and intercoastal water transportation of freight.....	30	130201	11.9	0.9	-0.6	-4.1	0.3	0.1
Great Lakes-St Lawrence Seaway water transportation of freight.....	30	1303	-6.8	-1.8	-0.5	-0.2	-0.9	-2.6
Great lakes-St Lawrence Seaway water transportation of freight.....	30	130301	-6.8	-1.8	-0.5	-0.2	-0.9	-2.6
Inland waterways transportation of freight.....	30	1304	16.8	0.9	0.4	0.2	-0.7	13.2
Inland waterways transportation of freight.....	30	130401	16.8	0.9	0.4	0.2	-0.7	13.2
Air transportation of freight.....	30	14	-7.2	1.0	0.7	-2.8	0.3	-0.3
Air transportation of freight.....	30	1401	-7.2	1.0	0.7	-2.8	0.3	-0.3
Air transportation of freight, domestic.....	30	140102	0.8	0.5	1.1	-0.9	0.1	-0.5
Air transportation of freight, international.....	30	140103	-12.2	1.9	0.1	-6.1	0.8	0.3
Courier, messenger, and U.S. postal services.....	30	16	5.1	5.0	0.0	-0.3	-0.3	-0.2
U.S. Postal Service.....	30	1601	10.0	4.0	0.0	0.0	0.0	0.0
Mailing services (market dominant services).....	30	160107	11.0	4.5	0.0	0.0	0.0	0.0
First class mail.....	30	1601071	10.1	4.1	0.0	0.0	0.0	0.0
Periodicals mail.....	30	1601072	12.3	3.6	0.0	0.0	0.0	0.0
Standard class mail.....	30	1601073	12.1	5.2	0.0	0.0	0.0	0.0
Package services mail.....	30	1601074	11.9	3.7	0.0	0.0	0.0	0.0
Special services and fees.....	30	1601075	11.6	4.4	0.0	0.0	0.0	0.0
Shipping services (competitive services).....	30	160108	7.1	3.0	0.0	0.0	0.0	0.0
Courier and messenger services, except air.....	30	1602	4.0	4.4	-0.1	-0.2	-0.1	0.2
Courier and messenger services, except air.....	30	160201	4.0	4.4	-0.1	-0.2	-0.1	0.2
Air mail and package delivery services, excluding by USPS.....	30	1603	-3.2	7.5	-0.1	-1.0	-0.9	-1.3
Air mail and package delivery services, excluding by USPS.....	30	160301	-3.2	7.5	-0.1	-1.0	-0.9	-1.3
Pipeline transportation.....	30	17	5.4	0.3	1.2	0.0	-1.1	0.2
Pipeline transportation of petroleum products.....	30	1701	6.5	0.2	0.0	0.0	-1.8	0.0
Pipeline transportation of crude petroleum.....	30	170101	5.1	0.0	0.0	0.0	-3.4	0.0
Pipeline transportation of refined petroleum products.....	30	170102	8.1	0.4	0.1	0.0	0.0	0.0
Pipeline transportation of natural gas.....	30	1702	5.1	0.4	2.1	0.0	-0.6	0.4
Pipeline transportation of natural gas.....	30	170201	5.1	0.4	2.1	0.0	-0.6	0.4
Transportation of passengers (partial).....	30	2	1.9	1.7	-2.0	3.7	-0.2	-2.5
Rail transportation of passengers.....	30	21	1.4	0.0	0.0	0.0	0.0	0.0
Rail transportation of passengers.....	30	2101	1.4	0.0	0.0	0.0	0.0	0.0
Rail transportation of passengers.....	30	210101	1.4	0.0	0.0	0.0	0.0	0.0
Airline passenger services.....	30	22	1.9	1.7	-2.0	3.7	-0.2	-2.6
Airline passenger services.....	30	2201	1.9	1.7	-2.0	3.7	-0.2	-2.6
Airline passenger services, domestic.....	30	220101	1.8	-0.4	0.9	4.0	0.6	-2.4
Airline passenger services, international.....	30	220102	4.6	7.0	-9.2	3.0	-2.5	-3.2
Services related to transportation activities.....	31	-	-12.3	-0.7	-0.4	-1.9	-1.3	-0.5
Services related to water transportation.....	31	1	3.2	1.1	0.9	-0.5	-0.1	0.7
Towing, tugging, docking, and related services.....	31	11	5.9	2.1	1.5	-1.0	0.0	1.8
Towing, tugging, docking and related services.....	31	1101	5.9	2.1	1.5	-1.0	0.0	1.8
Towing, tugging, docking and related services.....	31	110101	5.9	2.1	1.5	-1.0	0.0	1.8
Operation of port waterfront terminals.....	31	12	4.0	1.1	1.6	-1.0	-0.6	0.0
Operation of port waterfront terminals.....	31	1201	4.0	1.1	1.6	-1.0	-0.6	0.0
Operation of port waterfront terminals.....	31	120101	4.0	1.1	1.6	-1.0	-0.6	0.0
Marine cargo handling.....	31	13	0.8	0.2	0.0	0.0	0.0	0.1
Marine cargo handling.....	31	1301	0.8	0.2	0.0	0.0	0.0	0.1
Marine cargo handling.....	31	130101	0.8	0.2	0.0	0.0	0.0	0.1
Services related to air transportation.....	31	2	4.5	2.7	0.8	2.0	-0.3	0.0
Other airport operations, excluding aircraft maintenance and repair.....	31	21	4.5	2.7	0.8	2.0	-0.3	0.0
Other airport operations, excluding aircraft maintenance and repair.....	31	2101	4.5	2.7	0.8	2.0	-0.3	0.0
Other airport operations, excluding aircraft maintenance and repair.....	31	210101	4.5	2.7	0.8	2.0	-0.3	0.0

See footnotes at end of table.

Table 7. Producer price index percentage changes for commodity and service groupings and individual items, not seasonally adjusted — Continued
[May 2023]

Title	Commodity code		Unadjusted 12-month percent change ¹	Unadjusted 1-month percent change ¹				
	Group code	Item code		May 2022 to May 2023 ^P	Dec. to Jan.	Jan. to Feb. ^P	Feb. to Mar. ^P	Mar. to Apr. ^P
Other services related to transportation activities (partial).....	31	3	-22.1	-2.4	-1.3	-3.9	-2.2	-1.1
Arrangement of freight and cargo.....	31	31	-32.9	-5.2	-2.1	-6.4	-4.1	-2.0
Arrangement of freight and cargo.....	31	3101	-32.9	-5.2	-2.1	-6.4	-4.1	-2.0
Arrangement of freight and cargo.....	31	310101	-32.9	-5.2	-2.1	-6.4	-4.1	-2.0
Freight forwarding.....	31	32	-3.3	2.0	-0.1	-0.2	0.5	0.0
Freight forwarding.....	31	3201	-3.3	2.0	-0.1	-0.2	0.5	0.0
Freight forwarding.....	31	320101	-3.3	2.0	-0.1	-0.2	0.5	0.0
Warehousing, storage, and related services.....	32	—	12.0	2.8	2.9	-0.3	0.0	-3.8
Warehousing, storage, and related services.....	32	1	12.0	2.8	2.9	-0.3	0.0	-3.8
Warehousing, storage, and related services.....	32	11	12.0	2.8	2.9	-0.3	0.0	-3.8
Warehousing, storage, and related services.....	32	1101	12.0	2.8	2.9	-0.3	0.0	-3.8
Warehousing, storage, and related services.....	32	110101	12.0	2.8	2.9	-0.3	0.0	-3.8
Publishing sales, excluding software.....	33	—	4.5	1.4	0.6	0.5	0.4	0.0
Book, periodical, and newspaper publishing sales and subscriptions.....	33	1	4.4	1.3	0.1	0.6	0.4	0.1
Sales of books.....	33	11	7.1	2.8	0.2	1.2	0.9	0.2
Sales of textbooks.....	33	1101	3.8	0.5	0.4	-0.6	1.1	-1.0
Sales of textbooks.....	33	110101	3.8	0.5	0.4	-0.6	1.1	-1.0
Sales of technical, scientific, and professional books.....	33	1102	9.9	5.5	0.0	3.2	1.0	0.0
Sales of technical, scientific, and professional books.....	33	110201	9.9	5.5	0.0	3.2	1.0	0.0
Sales of religious books.....	33	1103	10.5	0.7	3.4	-2.5	5.1	0.9
Sales of religious books.....	33	110301	10.5	0.7	3.4	-2.5	5.1	0.9
Sales of general adult and juvenile books.....	33	1104	2.5	1.3	0.1	0.4	0.3	1.3
Sales of general adult and juvenile books.....	33	110402	2.5	1.3	0.1	0.4	0.3	1.3
Sales of general adult books.....	33	1104021	—	1.4	-0.9	0.3	-0.8	1.6
Sales of juvenile books.....	33	1104022	—	1.2	1.4	0.5	1.8	1.0
Sales of general reference books.....	33	1105	3.4	0.2	0.1	-1.0	-0.6	0.0
Sales of general reference books.....	33	110501	3.4	0.2	0.1	-1.0	-0.6	0.0
Sales and subscriptions of periodicals and newspapers.....	33	12	2.2	0.0	0.0	0.1	0.0	0.0
Sales and subscriptions of periodicals.....	33	1201	-7.6	0.1	0.0	0.2	0.0	0.0
Sales and subscriptions of periodicals.....	33	120101	-7.6	0.1	0.0	0.2	0.0	0.0
Newspaper subscription and single copy sales.....	33	1202	10.9	0.0	0.0	0.0	0.0	0.0
Newspaper subscription and single copy sales.....	33	120205	10.9	0.0	0.0	0.0	0.0	0.0
Newspaper subscriptions, print and online bundled.....	33	1202051	3.3	0.0	0.3	0.2	0.0	0.1
Newspaper subscriptions, print only.....	33	1202052	11.8	0.0	0.0	0.0	0.0	0.0
Greeting card publishing sales.....	33	3	8.0	0.1	-0.1	0.0	-0.1	0.0
Greeting card publishing sales.....	33	31	8.0	0.1	-0.1	0.0	-0.1	0.0
Greeting card publishing sales.....	33	3101	8.0	0.1	-0.1	0.0	-0.1	0.0
Greeting card publishing sales.....	33	310101	8.0	0.1	-0.1	0.0	-0.1	0.0
Calendars, yearbooks, and other miscellaneous publishing sales.....	33	4	2.9	3.5	0.1	0.1	0.1	0.2
Calendars, yearbooks, and other miscellaneous publishing sales.....	33	41	2.9	3.5	0.1	0.1	0.1	0.2
Calendars, yearbooks, and other miscellaneous publishing sales.....	33	4101	2.9	3.5	0.1	0.1	0.1	0.2
Calendars, yearbooks, and other miscellaneous publishing sales.....	33	410101	2.9	3.5	0.1	0.1	0.1	0.2
Directory, mailing list, and related compilations publishing sales.....	33	6	—	1.4	2.6	0.4	0.6	-0.6
Directory, mailing list, and related compilations publishing sales.....	33	61	—	1.4	2.6	0.4	0.6	-0.6
Directory, mailing list, and related compilations publishing sales.....	33	6101	—	1.4	2.6	0.4	0.6	-0.6
Directory, mailing list, and related compilations publishing sales.....	33	610101	—	1.4	2.6	0.4	0.6	-0.6
Software publishing.....	34	—	1.8	1.6	1.1	0.0	-0.2	0.4
System software publishing.....	34	1	3.7	2.4	2.7	-0.4	0.0	0.0
System software publishing.....	34	11	3.7	2.4	2.7	-0.4	0.0	0.0
System software publishing.....	34	1101	3.7	2.4	2.7	-0.4	0.0	0.0
System software publishing.....	34	110101	3.7	2.4	2.7	-0.4	0.0	0.0
Application software publishing.....	34	2	-0.2	0.7	-0.7	0.5	-0.4	0.7
Application software publishing.....	34	21	-0.2	0.7	-0.7	0.5	-0.4	0.7
Desktop and portable device application software publishing.....	34	2101	3.1	3.0	-2.1	0.0	-2.4	3.0
Desktop and portable device application software publishing.....	34	210101	3.1	3.0	-2.1	0.0	-2.4	3.0
Application software publishing, cross-industry, vertical market, utilities, and other.....	34	2103	-2.8	0.2	1.1	0.7	0.5	0.4
Application software publishing, cross-industry, vertical market, utilities, and other.....	34	210301	-2.8	0.2	1.1	0.7	0.5	0.4

See footnotes at end of table.

Table 7. Producer price index percentage changes for commodity and service groupings and individual items, not seasonally adjusted — Continued
 [May 2023]

Title	Commodity code		Unadjusted 12-month percent change ¹	Unadjusted 1-month percent change ¹				
	Group code	Item code		May 2022 to May 2023 ^P	Dec. to Jan.	Jan. to Feb. ^P	Feb. to Mar. ^P	Mar. to Apr. ^P
Application software publishing, game software.....	34	2104	6.7	-2.6	-3.4	0.6	0.8	-3.1
Application software publishing, game software.....	34	210401	6.7	-2.6	-3.4	0.6	0.8	-3.1
Network compensation from broadcast and cable television and radio.....	35	—	2.2	0.2	-0.8	1.1	0.0	0.3
Affiliate agreements, programming sales, and retransmission fees for cable and broadcast tv.....	35	1	2.4	0.6	0.0	0.0	0.0	0.3
Affiliate agreements, programming sales, and retransmission fees for cable and broadcast tv.....	35	11	2.4	0.6	0.0	0.0	0.0	0.3
Affiliate agreements, programming sales, and retransmission fees for cable and broadcast tv.....	35	1101	2.4	0.6	0.0	0.0	0.0	0.3
Affiliate agreements, programming sales, and retransmission fees for cable and broadcast tv.....	35	110101	2.4	0.6	0.0	0.0	0.0	0.3
Affiliate agreements, programming sales, and retransmission fees for radio.....	35	2	-1.1	-0.8	-3.4	4.9	0.0	0.0
Affiliate agreements, programming sales, and retransmission fees for radio.....	35	21	-1.1	-0.8	-3.4	4.9	0.0	0.0
Affiliate agreements, programming sales, and network compensation for radio.....	35	2101	-1.1	-0.8	-3.4	4.9	0.0	0.0
Affiliate agreements, programming sales, and network compensation for radio.....	35	210101	-1.1	-0.8	-3.4	4.9	0.0	0.0
Advertising space and time sales.....	36	—	-6.7	-1.9	-1.7	-0.4	0.7	0.0
Advertising space sales in periodicals, newspapers, directories, and mailing lists.....	36	1	3.7	1.1	0.6	0.9	0.0	0.0
Advertising space sales in periodicals and newspapers.....	36	11	2.6	0.4	0.7	1.0	0.0	0.0
Advertising space sales in periodicals.....	36	1101	5.2	3.0	0.2	1.9	0.0	0.0
Advertising space sales in newspapers.....	36	1102	-0.5	-2.5	1.3	-0.1	0.0	0.0
Advertising space sales in newspapers, print only.....	36	110203	-0.6	-2.5	1.3	-0.1	0.0	0.0
Advertising space sales in directories and mailing lists.....	36	12	9.7	5.3	0.0	0.0	0.0	0.0
Print advertising space sales in directories and mailing lists.....	36	1201	9.7	5.3	0.0	0.0	0.0	0.0
Print advertising space sales in directories and mailing lists.....	36	120101	9.7	5.3	0.0	0.0	0.0	0.0
Television advertising time sales.....	36	2	-20.9	-5.7	-8.1	-1.5	3.0	-1.0
Television advertising time sales.....	36	21	-20.9	-5.7	-8.1	-1.5	3.0	-1.0
Broadcast and network television advertising time sales.....	36	2101	-22.7	-8.7	-3.3	1.1	0.7	-4.5
Broadcast and network television advertising time sales.....	36	210101	-22.7	-8.7	-3.3	1.1	0.7	-4.5
Cable network advertising time sales.....	36	2102	-20.2	-3.8	-11.9	-4.1	5.6	2.1
Cable network advertising time sales.....	36	210201	-20.2	-3.8	-11.9	-4.1	5.6	2.1
Local cable system advertising time sales.....	36	2103	-10.2	0.0	-10.2	0.0	0.0	0.0
Local cable system advertising time sales.....	36	210301	-10.2	0.0	-10.2	0.0	0.0	0.0
Radio advertising time sales.....	36	3	-8.3	-11.3	9.9	-1.5	-1.2	4.7
Radio advertising time sales.....	36	31	-8.3	-11.3	9.9	-1.5	-1.2	4.7
Radio advertising time sales.....	36	3101	-8.3	-11.3	9.9	-1.5	-1.2	4.7
Radio advertising time sales.....	36	310101	-8.3	-11.3	9.9	-1.5	-1.2	4.7
Internet advertising sales.....	36	6	—	0.5	0.0	0.0	0.0	0.0
Internet advertising sales.....	36	61	—	0.5	0.0	0.0	0.0	0.0
Internet advertising sales.....	36	6101	—	0.5	0.0	0.0	0.0	0.0
Internet advertising sales.....	36	610101	—	0.5	0.0	0.0	0.0	0.0
Telecommunication, cable, and internet user services.....	37	—	5.0	1.3	0.1	0.7	0.1	-0.3
Wired telephone services.....	37	1	4.4	-0.1	0.7	0.2	0.8	0.6
Residential wired telephone services.....	37	11	7.4	0.0	0.2	0.4	1.3	1.6
Local residential wired telephone service.....	37	1101	5.7	0.0	0.3	0.7	0.7	0.9
Local residential wired telephone service.....	37	110101	5.7	0.0	0.3	0.7	0.7	0.9
Long distance residential wired telephone service.....	37	1102	10.9	0.1	0.2	0.0	2.3	2.7
Long distance residential wired telephone service.....	37	110201	10.9	0.1	0.2	0.0	2.3	2.7
All-distance residential wired telephone service.....	37	1103	2.3	0.2	0.1	0.0	0.4	0.6
All-distance residential wired telephone service.....	37	110301	2.3	0.2	0.1	0.0	0.4	0.6
Business wired telephone services.....	37	12	3.7	-0.1	1.2	0.1	0.7	0.1
Local business wired telephone service.....	37	1201	4.0	-1.4	0.6	2.6	0.6	-0.3
Local business wired telephone service.....	37	120101	4.0	-1.4	0.6	2.6	0.6	-0.3
Long distance business wired telephone and other toll service.....	37	1202	5.1	1.0	0.2	-1.9	1.6	-0.3
Long distance business wired telephone and other toll service.....	37	120201	—	1.0	0.2	-1.9	1.6	-0.3
Private line wired telephone service.....	37	1204	4.0	-0.1	2.1	0.0	0.2	0.5
Private line wired telephone service.....	37	120401	4.0	-0.1	2.1	0.0	0.2	0.5
All-distance business wired telephone service (partial).....	37	1205	-0.8	0.4	0.5	0.0	0.5	-1.7

See footnotes at end of table.

Table 7. Producer price index percentage changes for commodity and service groupings and individual items, not seasonally adjusted — Continued
 [May 2023]

Title	Commodity code		Unadjusted 12-month percent change ¹	Unadjusted 1-month percent change ¹				
	Group code	Item code		May 2022 to May 2023 ^P	Dec. to Jan.	Jan. to Feb. ^P	Feb. to Mar. ^P	Mar. to Apr. ^P
All-distance business wired telephone service.....	37	120501	-0.8	0.4	0.5	0.0	0.5	-1.7
Other telephone services.....	37	13	0.0	0.0	0.0	0.0	0.0	0.0
Other wired telephone services.....	37	1301	0.0	0.0	0.0	0.0	0.0	0.0
Other wired telephone services.....	37	130104	0.0	0.0	0.0	0.0	0.0	0.0
Wireless telecommunication services.....	37	2	1.1	0.0	-0.1	0.0	0.0	0.0
Cellular phone and other wireless telecommunication services.....	37	21	1.1	0.0	-0.1	0.0	0.0	0.0
Cellular phone and other wireless telecommunication services.....	37	2101	1.1	0.0	-0.1	0.0	0.0	0.0
Cellular phone and other wireless telecommunication services.....	37	210101	1.1	0.0	-0.1	0.0	0.0	0.0
Cable and satellite subscriber services.....	37	3	10.7	1.6	1.4	1.9	0.1	-0.1
Cable and satellite subscriber services.....	37	31	10.7	1.6	1.4	1.9	0.1	-0.1
Cable and satellite subscriber services.....	37	3101	10.7	1.6	1.4	1.9	0.1	-0.1
Cable and satellite subscriber services.....	37	310101	10.7	1.6	1.4	1.9	0.1	-0.1
Internet access services.....	37	4	0.2	0.9	0.3	0.8	-0.2	-0.5
Internet access services.....	37	41	0.2	0.9	0.3	0.8	-0.2	-0.5
Residential Internet access services.....	37	4102	0.4	0.9	0.2	0.0	-0.3	-0.3
Residential Internet access services.....	37	410201	0.4	0.9	0.2	0.0	-0.3	-0.3
Business Internet access services.....	37	4103	1.1	0.7	0.4	2.9	0.0	-0.9
Business Internet access services.....	37	410301	1.1	0.7	0.4	2.9	0.0	-0.9
Bundled wired telecommunications access services.....	37	5	8.5	4.2	-0.4	1.3	0.0	-1.4
Bundled wired telecommunications access services.....	37	51	8.5	4.2	-0.4	1.3	0.0	-1.4
Bundled wired telecommunications access services.....	37	5101	8.5	4.2	-0.4	1.3	0.0	-1.4
Bundled wired telecommunications access services.....	37	510101	8.5	4.2	-0.4	1.3	0.0	-1.4
Data processing and related services.....	38	—	0.7	0.2	0.4	0.3	-0.1	0.1
Data processing and related services.....	38	1	0.7	0.2	0.4	0.3	-0.1	0.1
Data processing and related services.....	38	11	0.7	0.2	0.4	0.3	-0.1	0.1
Hosting, ASP and other IT infrastructure provisioning services.....	38	1101	0.8	0.3	0.6	0.4	-0.1	0.2
Hosting, ASP and other IT infrastructure provisioning services.....	38	110101	0.8	0.3	0.6	0.4	-0.1	0.2
Business process management services (partial).....	38	1102	0.3	0.0	0.0	0.0	0.1	0.0
Business process management services (partial).....	38	110201	0.3	0.0	0.0	0.0	0.1	0.0
Data management, information transformation and other services.....	38	1103	0.3	0.0	0.0	0.0	0.0	0.0
Data management, information transformation and other services.....	38	110301	0.3	0.0	0.0	0.0	0.0	0.0
Credit intermediation services (partial).....	39	—	32.6	5.4	3.2	-3.2	2.9	-0.9
Loan services (partial).....	39	1	42.0	9.0	5.3	-6.1	4.1	-0.9
Business loans (partial).....	39	11	80.7	11.8	6.3	-6.9	4.4	-0.6
Business loans (partial).....	39	1101	80.7	11.8	6.3	-6.9	4.4	-0.6
Business loans (partial).....	39	110101	80.7	11.8	6.3	-6.9	4.4	-0.6
Consumer loans (partial).....	39	12	4.4	2.4	3.2	-4.9	3.3	-1.2
Residential real estate loans (partial).....	39	1201	1.3	1.4	3.4	-4.2	3.1	-1.3
Residential real estate loans, except home equity (partial).....	39	120101	-10.8	-0.3	2.3	-6.0	3.4	-2.6
Home equity loans (partial).....	39	120102	38.4	4.4	5.2	-1.4	2.5	0.8
Vehicle loans (partial).....	39	1202	-7.2	7.2	1.2	-11.3	4.9	-1.8
Vehicle loans (partial).....	39	120201	-7.2	7.2	1.2	-11.3	4.9	-1.8
Credit cards, overdraft credit, and related plans (partial).....	39	1203	25.8	5.3	3.3	-3.9	3.9	-0.5
Credit cards, overdraft credit, and related plans (partial).....	39	120301	25.8	5.3	3.3	-3.9	3.9	-0.5
Other loans and loan services (partial).....	39	13	6.2	4.1	2.2	-2.2	4.0	-3.3
Other loans and loan services (partial).....	39	1301	6.2	4.1	2.2	-2.2	4.0	-3.3
Other loans and loan services (partial).....	39	130101	6.2	4.1	2.2	-2.2	4.0	-3.3
Deposit services (partial).....	39	2	19.1	-1.9	-2.1	4.5	0.5	-1.1
Deposit services (partial).....	39	21	19.1	-1.9	-2.1	4.5	0.5	-1.1
Deposit services (partial).....	39	2101	19.1	-1.9	-2.1	4.5	0.5	-1.1
Deposit services (partial).....	39	210101	19.1	-1.9	-2.1	4.5	0.5	-1.1
Other credit intermediation services, including trust services (partial).....	39	3	-3.0	0.1	1.7	0.0	0.2	1.3
Other credit intermediation services, including trust services (partial).....	39	31	-3.0	0.1	1.7	0.0	0.2	1.3
Other credit intermediation services, including trust services (partial).....	39	3101	-3.0	0.1	1.7	0.0	0.2	1.3
Other credit intermediation services, including trust services (partial).....	39	310101	-3.0	0.1	1.7	0.0	0.2	1.3
Investment services.....	40	—	5.7	1.6	2.4	-1.5	1.2	0.6
Securities brokerage, dealing, investment advice, and related services.....	40	1	28.9	0.3	4.5	-0.3	-0.4	3.2

See footnotes at end of table.

Table 7. Producer price index percentage changes for commodity and service groupings and individual items, not seasonally adjusted — Continued
 [May 2023]

Title	Commodity code		Unadjusted 12-month percent change ¹	Unadjusted 1-month percent change ¹				
	Group code	Item code		May 2022 to May 2023 ^P	Dec. to Jan.	Jan. to Feb. ^P	Feb. to Mar. ^P	Mar. to Apr. ^P
Securities brokerage, dealing, investment advice, and related services.....	40	11	28.9	0.3	4.5	-0.3	-0.4	3.2
Securities brokerage, dealing, and investment advice.....	40	1101	-7.4	-2.9	3.4	-0.1	-2.6	2.5
Securities brokerage, dealing, and investment advice.....	40	110101	-7.4	-2.9	3.4	-0.1	-2.6	2.5
Securities brokerage and dealing related services (partial).....	40	1102	151.7	7.2	6.7	-0.7	3.7	4.4
Securities brokerage and dealing related services.....	40	110201	151.7	7.2	6.7	-0.7	3.7	4.4
Portfolio management.....	40	2	-6.9	3.7	-0.2	-3.9	4.0	-2.9
Portfolio management.....	40	21	-6.9	3.7	-0.2	-3.9	4.0	-2.9
Portfolio management.....	40	2101	-6.9	3.7	-0.2	-3.9	4.0	-2.9
Portfolio management.....	40	210101	-6.9	3.7	-0.2	-3.9	4.0	-2.9
Investment banking.....	40	3	-4.1	0.3	2.1	1.5	-1.1	1.5
Investment banking.....	40	31	-4.1	0.3	2.1	1.5	-1.1	1.5
Investment banking.....	40	3101	-4.1	0.3	2.1	1.5	-1.1	1.5
Investment banking.....	40	310101	-4.1	0.3	2.1	1.5	-1.1	1.5
Insurance and annuities.....	41	—	3.0	1.2	0.1	0.1	0.1	0.1
Insurance.....	41	1	3.5	1.2	0.1	0.1	0.1	0.1
Insurance.....	41	11	3.5	1.2	0.1	0.1	0.1	0.1
Life insurance.....	41	1101	0.1	-0.4	0.0	0.0	0.0	0.0
Life insurance.....	41	110101	0.1	-0.4	0.0	0.0	0.0	0.0
Disability insurance, including accidental death.....	41	1102	-0.3	0.0	0.0	0.0	0.0	0.0
Disability insurance, including accidental death.....	41	110201	-0.3	0.0	0.0	0.0	0.0	0.0
Health and medical insurance.....	41	1103	2.9	2.7	0.0	0.0	0.0	0.0
Health and medical insurance.....	41	110301	2.9	2.7	0.0	0.0	0.0	0.0
Property and casualty insurance.....	41	1104	5.2	1.2	0.2	0.3	0.1	0.1
Property and casualty insurance.....	41	110401	5.2	1.2	0.2	0.3	0.1	0.1
Annuities.....	41	2	-0.8	-0.1	0.0	0.3	0.2	0.0
Annuities.....	41	21	-0.8	-0.1	0.0	0.3	0.2	0.0
Annuities.....	41	2101	-0.8	-0.1	0.0	0.3	0.2	0.0
Annuities.....	41	210101	-0.8	-0.1	0.0	0.3	0.2	0.0
Commissions and fees from sales and administration of insurance policies (partial).....	42	—	1.0	0.7	0.0	0.0	0.0	0.1
Commissions from sales of insurance.....	42	1	1.0	0.7	0.0	0.0	0.0	0.1
Commissions from sales of insurance.....	42	11	1.0	0.7	0.0	0.0	0.0	0.1
Commissions from sales of life insurance and annuities.....	42	1101	-0.2	0.2	0.0	0.0	0.0	0.0
Commissions from sales of life insurance and annuities.....	42	110101	-0.2	0.2	0.0	0.0	0.0	0.0
Commissions from sales of health and medical insurance.....	42	1102	0.5	0.1	0.0	0.0	0.0	0.4
Commissions from sales of health and medical insurance.....	42	110201	0.5	0.1	0.0	0.0	0.0	0.4
Commissions from sales of property and casualty insurance.....	42	1103	1.4	1.1	0.0	0.0	0.0	0.1
Commissions from sales of property and casualty insurance.....	42	110301	1.4	1.1	0.0	0.0	0.0	0.1
Commissions from sales of other insurance.....	42	1104	0.1	-0.4	0.0	0.3	0.2	0.0
Commissions from sales of other insurance.....	42	110401	0.1	-0.4	0.0	0.3	0.2	0.0
Real estate services (partial).....	43	—	1.6	0.7	-2.5	-0.9	1.2	0.4
Nonresidential real estate services.....	43	1	1.0	1.2	-3.8	-1.5	2.0	-0.3
Nonresidential real estate rents.....	43	11	1.6	1.7	-4.2	-1.7	2.6	-0.3
Office buildings, gross rents.....	43	1101	4.5	1.6	1.2	-0.7	0.5	0.3
Office buildings, gross rents.....	43	110101	4.5	1.6	1.2	-0.7	0.5	0.3
Retail properties, gross rents.....	43	1102	3.1	5.4	-10.3	-2.7	4.2	-0.3
Retail properties, gross rents.....	43	110201	3.1	5.4	-10.3	-2.7	4.2	-0.3
Industrial buildings, gross rents.....	43	1103	3.0	1.4	0.1	0.1	0.5	-0.1
Industrial buildings, gross rents.....	43	110301	3.0	1.4	0.1	0.1	0.5	-0.1
Self-service storage and miniwarehouses, gross rents.....	43	1104	6.4	0.3	-0.4	-0.3	0.9	-0.1
Self-service storage and miniwarehouses, gross rents.....	43	110401	6.4	0.3	-0.4	-0.3	0.9	-0.1
Other nonresidential buildings, gross rents.....	43	1105	-15.5	-5.9	-6.7	-4.4	7.2	-2.0
Other nonresidential buildings, gross rents.....	43	110501	-15.5	-5.9	-6.7	-4.4	7.2	-2.0
Nonresidential property sales and leases including land, brokerage fees and commissions.....	43	12	-1.2	-0.6	-1.1	-0.6	-0.8	-0.4
Nonresidential property sales and leases including land, brokerage fees and commissions.....	43	1201	-1.2	-0.6	-1.1	-0.6	-0.8	-0.4
Nonresidential property sales and leases including land, brokerage fees and commissions.....	43	120101	-1.2	-0.6	-1.1	-0.6	-0.8	-0.4
Nonresidential property management fees.....	43	13	-1.1	-0.5	-4.4	-1.2	0.4	0.2
Nonresidential property management fees.....	43	1301	-1.1	-0.5	-4.4	-1.2	0.4	0.2

See footnotes at end of table.

Table 7. Producer price index percentage changes for commodity and service groupings and individual items, not seasonally adjusted — Continued
 [May 2023]

Title	Commodity code		Unadjusted 12-month percent change ¹	Unadjusted 1-month percent change ¹				
	Group code	Item code		May 2022 to May 2023 ^P	Dec. to Jan.	Jan. to Feb. ^P	Feb. to Mar. ^P	Mar. to Apr. ^P
Nonresidential property management fees.....	43	130101	-1.1	-0.5	-4.4	-1.2	0.4	0.2
Residential real estate services (partial).....	43	2	2.7	-0.1	-0.5	0.1	0.0	1.5
Residential property sales and rental, brokerage fees and commissions.....	43	21	3.2	-0.3	-0.5	0.1	0.0	1.8
Residential property sales and rental, brokerage fees and commissions.....	43	2101	3.2	-0.3	-0.5	0.1	0.0	1.8
Residential property sales and rental, brokerage fees and commissions.....	43	210101	3.2	-0.3	-0.5	0.1	0.0	1.8
Residential property management fees.....	43	22	1.3	0.7	-0.5	-0.1	0.3	0.7
Residential property management fees.....	43	2201	1.3	0.7	-0.5	-0.1	0.3	0.7
Residential property management fees.....	43	220101	1.3	0.7	-0.5	-0.1	0.3	0.7
Real estate appraisal fees.....	43	3	-4.5	0.6	-0.9	-0.7	-0.5	-1.4
Real estate appraisal fees.....	43	31	-4.5	0.6	-0.9	-0.7	-0.5	-1.4
Real estate appraisal fees.....	43	3101	-4.5	0.6	-0.9	-0.7	-0.5	-1.4
Real estate appraisal fees.....	43	310101	-4.5	0.6	-0.9	-0.7	-0.5	-1.4
Rental and leasing of goods (partial).....	44	—	0.0	-1.4	0.5	1.5	-0.5	-0.9
Passenger car rental.....	44	1	-7.3	-4.1	1.8	3.3	-2.0	-2.2
Passenger car rental.....	44	11	-7.3	-4.1	1.8	3.3	-2.0	-2.2
Passenger car rental.....	44	1101	-7.3	-4.1	1.8	3.3	-2.0	-2.2
Passenger car rental.....	44	110101	-7.3	-4.1	1.8	3.3	-2.0	-2.2
Truck, trailer, and RV rental and leasing.....	44	2	2.8	-0.7	-0.6	0.7	0.2	-0.4
Truck, trailer, and RV rental and leasing.....	44	21	2.8	-0.7	-0.6	0.7	0.2	-0.4
Truck, truck trailer and RV rental.....	44	2101	0.1	-0.5	-2.8	1.1	0.4	-1.3
Truck, truck trailer and RV rental.....	44	210101	0.1	-0.5	-2.8	1.1	0.4	-1.3
Truck, truck trailer and RV leasing.....	44	2102	4.9	-0.9	1.0	0.3	0.0	0.3
Truck, truck trailer and RV leasing.....	44	210201	4.9	-0.9	1.0	0.3	0.0	0.3
Construction, mining, and forestry machinery and equipment rental and leasing.....	44	3	8.4	1.4	0.0	0.0	0.8	0.3
Construction, mining, and forestry machinery and equipment rental and leasing.....	44	31	8.4	1.4	0.0	0.0	0.8	0.3
Construction, mining, and forestry machinery and equipment rental and leasing.....	44	3101	8.4	1.4	0.0	0.0	0.8	0.3
Construction, mining, and forestry machinery and equipment rental and leasing.....	44	310101	8.4	1.4	0.0	0.0	0.8	0.3
Professional services (partial).....	45	—	4.3	2.1	0.7	0.1	0.2	0.0
Legal services.....	45	1	5.9	3.2	1.8	-0.1	0.2	-0.1
Legal services.....	45	11	5.9	3.2	1.8	-0.1	0.2	-0.1
Legal services.....	45	1101	5.9	3.2	1.8	-0.1	0.2	-0.1
Legal services.....	45	110101	5.9	3.2	1.8	-0.1	0.2	-0.1
Accounting services (partial).....	45	2	7.2	1.9	1.0	0.8	0.7	-0.1
Accounting services, excluding payroll.....	45	21	7.2	1.9	1.0	0.8	0.7	-0.1
Financial auditing.....	45	2101	7.0	2.7	0.5	0.9	3.5	-0.3
Financial auditing.....	45	210101	7.0	2.7	0.5	0.9	3.5	-0.3
Tax preparation and planning.....	45	2102	9.4	1.7	0.0	-0.3	0.2	0.0
Tax preparation and planning.....	45	210201	9.4	1.7	0.0	-0.3	0.2	0.0
Bookkeeping and compilation.....	45	2103	3.3	2.3	5.0	4.7	0.4	0.0
Bookkeeping and compilation.....	45	210301	3.3	2.3	5.0	4.7	0.4	0.0
Other accounting services, including billing and review (partial).....	45	2104	-1.9	0.4	-0.4	-1.9	-3.5	0.0
Other accounting services, including billing and review (partial).....	45	210401	-1.9	0.4	-0.4	-1.9	-3.5	0.0
Architectural and engineering services.....	45	3	3.7	1.3	0.5	0.1	0.3	0.0
Architectural services.....	45	31	1.9	0.1	0.0	0.3	0.5	0.0
Architectural services.....	45	3101	1.9	0.1	0.0	0.3	0.5	0.0
Architectural services.....	45	310101	1.9	0.1	0.0	0.3	0.5	0.0
Engineering services.....	45	32	4.0	1.4	0.5	0.0	0.3	0.0
Engineering services.....	45	3201	4.0	1.4	0.5	0.0	0.3	0.0
Engineering services.....	45	320101	4.0	1.4	0.5	0.0	0.3	0.0
Management, scientific, and technical consulting services.....	45	4	1.0	1.2	-1.2	0.1	0.1	0.2
Management consulting services.....	45	41	1.0	1.2	-1.2	0.1	0.1	0.2
Administrative and general management consulting services.....	45	4101	-0.2	1.4	-2.2	0.0	0.1	0.0
Administrative and general management consulting services.....	45	410101	-0.2	1.4	-2.2	0.0	0.1	0.0
Human resources consulting services.....	45	4102	5.1	0.2	-0.2	1.7	-0.2	0.7

See footnotes at end of table.

Table 7. Producer price index percentage changes for commodity and service groupings and individual items, not seasonally adjusted — Continued
 [May 2023]

Title	Commodity code		Unadjusted 12-month percent change ¹ May 2022 to May 2023 ^P	Unadjusted 1-month percent change ¹				
	Group code	Item code		Dec. to Jan.	Jan. to Feb. ^P	Feb. to Mar. ^P	Mar. to Apr. ^P	Apr. to May ^P
Human resources consulting services.....	45	410201	5.1	0.2	-0.2	1.7	-0.2	0.7
Marketing consulting services.....	45	4103	0.1	0.0	0.0	0.0	0.1	0.0
Marketing consulting services.....	45	410301	0.1	0.0	0.0	0.0	0.1	0.0
Process, physical distribution, and logistics consulting services.....	45	4104	9.2	3.0	1.4	0.0	0.4	1.5
Process, physical distribution, and logistics consulting services.....	45	410401	9.2	3.0	1.4	0.0	0.4	1.5
Advertising and related services (partial).....	45	5	0.9	0.1	0.2	0.2	0.0	0.0
Advertising agency services.....	45	51	0.9	0.1	0.2	0.2	0.0	0.0
Advertising agency services.....	45	5101	0.9	0.1	0.2	0.2	0.0	0.0
Advertising agency services.....	45	510101	0.9	0.1	0.2	0.2	0.0	0.0
Information technology (IT) technical support and consulting services (partial).....	45	6	3.7	10.7	-0.8	-0.1	-4.5	0.2
Information technology (IT) technical support and consulting services (partial).....	45	61	3.7	10.7	-0.8	-0.1	-4.5	0.2
Information technology (IT) technical support and consulting services (partial).....	45	6101	3.7	10.7	-0.8	-0.1	-4.5	0.2
Information technology (IT) technical support and consulting services (partial).....	45	610101	3.7	10.7	-0.8	-0.1	-4.5	0.2
Employment services.....	46	—	1.2	0.2	-0.3	0.7	0.5	0.1
Permanent placement services.....	46	1	3.7	-0.1	-2.5	1.2	2.4	0.1
Permanent placement services.....	46	11	3.7	-0.1	-2.5	1.2	2.4	0.1
Employment placement services.....	46	1101	3.7	-0.1	-2.5	1.2	2.4	0.1
Employment placement services.....	46	110101	3.7	-0.1	-2.5	1.2	2.4	0.1
Executive search services.....	46	2	0.5	1.1	-0.7	0.7	-1.1	-1.8
Executive search services.....	46	21	0.5	1.1	-0.7	0.7	-1.1	-1.8
Executive search services.....	46	2101	0.5	1.1	-0.7	0.7	-1.1	-1.8
Executive search services.....	46	210101	0.5	1.1	-0.7	0.7	-1.1	-1.8
Staffing services.....	46	3	1.1	0.2	-0.2	0.6	0.5	0.1
Temporary help services.....	46	31	1.2	0.4	-0.4	1.1	0.9	0.2
Temporary help services.....	46	3101	1.2	0.4	-0.4	1.1	0.9	0.2
Temporary help services.....	46	310101	1.2	0.4	-0.4	1.1	0.9	0.2
Co-employment staffing services.....	46	32	1.0	0.0	0.1	0.0	0.0	0.0
Co-employment staffing services.....	46	3201	1.0	0.0	0.1	0.0	0.0	0.0
Co-employment staffing services.....	46	320101	1.0	0.0	0.1	0.0	0.0	0.0
Travel arrangement services (partial).....	47	—	4.4	0.1	-0.8	-0.4	0.8	0.2
Arrangement of flights (partial).....	47	1	5.8	-0.7	1.0	-0.2	0.3	-0.1
Arrangement of international flights.....	47	11	2.3	0.0	1.6	-0.7	0.6	-0.2
Arrangement of international flights.....	47	1101	2.3	0.0	1.6	-0.7	0.6	-0.2
Arrangement of international flights.....	47	110101	2.3	0.0	1.6	-0.7	0.6	-0.2
Arrangement of domestic flights.....	47	12	12.5	-1.6	0.0	0.7	0.0	0.0
Arrangement of domestic flights (partial).....	47	1201	12.5	-1.6	0.0	0.7	0.0	0.0
Arrangement of domestic flights.....	47	120101	12.5	-1.6	0.0	0.7	0.0	0.0
Arrangement of vehicle rentals and lodging.....	47	2	7.5	3.0	1.3	0.7	1.6	-1.3
Arrangement of vehicle rentals and lodging.....	47	21	7.5	3.0	1.3	0.7	1.6	-1.3
Arrangement of vehicle rentals and lodging (partial).....	47	2101	7.5	3.0	1.3	0.7	1.6	-1.3
Arrangement of vehicle rentals and lodging.....	47	210101	7.5	3.0	1.3	0.7	1.6	-1.3
Arrangement of cruises and tours.....	47	3	9.1	0.1	-6.6	-1.9	2.3	2.2
Arrangement of cruises and tours.....	47	31	9.1	0.1	-6.6	-1.9	2.3	2.2
Arrangement of cruises and tours.....	47	3101	9.1	0.1	-6.6	-1.9	2.3	2.2
Arrangement of cruises and tours.....	47	310101	9.1	0.1	-6.6	-1.9	2.3	2.2
Other travel arrangements (partial).....	47	4	-0.4	0.0	0.0	0.0	0.0	0.0
Other travel arrangements (partial).....	47	41	-0.4	0.0	0.0	0.0	0.0	0.0
Other travel arrangements (partial).....	47	4101	-0.4	0.0	0.0	0.0	0.0	0.0
Other travel arrangements (partial).....	47	410101	-0.4	0.0	0.0	0.0	0.0	0.0
Selected security services (partial).....	48	—	9.4	1.1	0.1	0.3	0.1	2.1
Security guard services.....	48	1	9.4	1.1	0.1	0.3	0.1	2.1
Security guard services.....	48	11	9.4	1.1	0.1	0.3	0.1	2.1
Security guard services.....	48	1101	9.4	1.1	0.1	0.3	0.1	2.1
Security guard services.....	48	110101	9.4	1.1	0.1	0.3	0.1	2.1

See footnotes at end of table.

Table 7. Producer price index percentage changes for commodity and service groupings and individual items, not seasonally adjusted — Continued
 [May 2023]

Title	Commodity code		Unadjusted 12-month percent change ¹	Unadjusted 1-month percent change ¹				
	Group code	Item code		May 2022 to May 2023 ^P	Dec. to Jan.	Jan. to Feb. ^P	Feb. to Mar. ^P	Mar. to Apr. ^P
Cleaning and building maintenance services (partial).....	49	—	2.2	0.7	-0.1	0.2	0.5	0.0
Janitorial services.....	49	1	2.2	0.7	-0.1	0.2	0.5	0.0
Janitorial services.....	49	11	2.2	0.7	-0.1	0.2	0.5	0.0
Janitorial services.....	49	1101	2.2	0.7	-0.1	0.2	0.5	0.0
Janitorial services.....	49	110101	2.2	0.7	-0.1	0.2	0.5	0.0
Waste collection and remediation services (partial).....	50	—	12.7	1.5	2.4	2.0	1.2	-0.2
Waste collection.....	50	1	12.7	1.5	2.4	2.0	1.2	-0.2
Solid waste collection.....	50	11	12.7	1.5	2.4	2.0	1.2	-0.2
Solid waste collection.....	50	1101	12.7	1.5	2.4	2.0	1.2	-0.2
Solid waste collection.....	50	110101	12.7	1.5	2.4	2.0	1.2	-0.2
Health care services.....	51	—	3.1	0.5	0.3	0.3	0.3	0.1
Outpatient care (partial).....	51	1	1.8	0.3	0.4	0.2	0.4	0.1
Outpatient care (partial).....	51	11	1.8	0.3	0.4	0.2	0.4	0.1
Physician care.....	51	1101	0.8	-0.4	0.1	0.1	0.0	0.1
Medicare patients: physician care.....	51	110102	-3.4	-2.5	0.0	0.0	0.0	0.0
Medicaid patients: physician care.....	51	110103	1.7	1.3	0.0	0.0	-0.1	0.7
Private insurance patients: physician care.....	51	110104	2.5	0.3	0.2	0.4	0.1	0.0
All other patients: physician care.....	51	110105	1.5	-0.1	0.2	-0.6	0.0	0.0
Medical laboratory and diagnostic imaging center care.....	51	1102	0.0	0.6	-0.1	0.0	0.0	0.0
Medical laboratory care.....	51	110201	-0.6	0.2	-0.1	0.1	0.0	0.0
Medicare patients: medical laboratory care.....	51	1102011	1.6	2.6	0.0	0.0	0.0	0.0
Medicaid patients: medical laboratory care.....	51	1102012	0.1	0.0	0.0	0.0	0.0	0.0
Private insurance patients: medical laboratory care.....	51	1102013	-1.2	0.1	-0.2	0.1	0.0	0.0
All other patients: medical laboratory care.....	51	1102014	0.5	0.0	0.0	0.0	0.0	0.0
Diagnostic imaging center care.....	51	110202	1.2	1.5	0.0	0.0	0.0	0.0
Medicare and Medicaid patients: diagnostic imaging center care.....	51	1102021	-0.6	0.4	0.0	0.0	0.0	0.0
Private insurance and all other patients: diagnostic imaging center care.....	51	1102024	1.8	1.8	0.0	0.0	0.0	0.0
Home health and hospice care.....	51	1103	4.2	1.0	0.1	0.3	0.8	0.0
Home health and hospice care.....	51	110301	4.2	1.0	0.1	0.3	0.8	0.0
Medicare and Medicaid patients: home health and hospice care.....	51	11030101	3.2	0.7	0.1	0.0	1.2	0.0
Medicare patients: home health and hospice care.....	51	110301011	-1.1	-1.4	0.0	0.0	0.0	0.0
Medicaid patients: home health and hospice care.....	51	110301012	6.9	2.5	0.1	0.0	2.1	0.0
Private insurance and all other patients: home health and hospice care.....	51	11030102	8.4	1.6	0.1	1.1	0.0	0.0
Private insurance patients: home health and hospice care.....	51	110301021	3.8	3.2	0.0	0.0	0.0	0.0
All other patients: home health and hospice care.....	51	110301022	10.8	1.4	0.1	1.3	0.0	0.0
Hospital outpatient care.....	51	1104	2.1	0.8	0.3	0.3	0.7	0.2
Hospital outpatient care.....	51	110401	2.1	0.8	0.3	0.3	0.7	0.2
Hospital outpatient care, general medical & surgical hospitals.....	51	1104011	2.7	0.8	0.3	0.3	0.8	0.2
Medicare patients: hospital outpatient care, general medical and surgical hospitals.....	51	11040111	0.6	1.7	-0.2	0.1	0.3	0.1
Medicaid patients: hospital outpatient care, general medical and surgical hospitals.....	51	11040112	-1.3	-0.2	0.0	0.0	0.0	0.0
Private insurance and all other patients: outpatient care, gen. medical and surgical hospitals.....	51	11040113	3.7	0.5	0.6	0.5	1.1	0.3
Dental care.....	51	1105	3.3	0.3	2.1	0.1	0.0	0.0
Private insurance patients: dental care.....	51	110502	2.8	1.1	1.0	0.0	0.0	0.0
Private insurance patients: dental visits and consultations.....	51	1105021	2.7	0.4	1.6	0.0	0.0	0.0
Private insurance patients: dental surgical intervention services.....	51	1105022	0.2	0.5	0.0	0.0	0.0	0.0
Private insurance patients: dental non-surgical intervention services.....	51	1105023	3.7	1.8	0.7	0.0	0.0	0.0
Medicare, Medicaid and all other patients: dental care.....	51	110503	4.0	-0.7	3.7	0.2	0.0	0.0
Medicare, Medicaid and all other patients: dental visits and consultations.....	51	1105031	-1.7	-2.2	0.4	0.0	0.0	0.0
Medicare, Medicaid and all other patients: dental surgical intervention services.....	51	1105032	1.8	0.3	0.0	1.5	0.0	0.0
Medicare and Medicaid and all other patients: dental non-surgical intervention services.....	51	1105033	8.6	0.1	7.0	0.0	0.0	0.0
Inpatient care.....	51	2	5.1	0.7	0.2	0.5	0.2	0.1
Inpatient care.....	51	21	5.1	0.7	0.2	0.5	0.2	0.1
Hospital inpatient care.....	51	2101	4.5	0.4	0.1	0.6	0.3	0.2
Hospital inpatient care.....	51	210101	4.5	0.4	0.1	0.6	0.3	0.2
Hospital inpatient care, general medical and surgical hospitals.....	51	2101011	4.7	0.4	0.1	0.6	0.3	0.1

See footnotes at end of table.

Table 7. Producer price index percentage changes for commodity and service groupings and individual items, not seasonally adjusted — Continued
 [May 2023]

Title	Commodity code		Unadjusted 12-month percent change ¹	Unadjusted 1-month percent change ¹				
	Group code	Item code		May 2022 to May 2023 ^P	Dec. to Jan.	Jan. to Feb. ^P	Feb. to Mar. ^P	Mar. to Apr. ^P
Medicare patients: hospital inpatient care, general medical and surgical hospitals.....	51	21010111	3.5	0.1	0.0	0.0	0.0	0.0
Medicaid patients: hospital inpatient care, general medical and surgical hospitals.....	51	21010112	4.5	0.2	0.0	0.0	0.0	0.0
Private insur. & all other patients: hospital inpatient, general medical and surgical hospitals.....	51	21010113	5.9	0.8	0.2	1.3	0.7	0.1
Private insurance patients: hospital inpatient care, general medical and surgical hospitals.....	51	210101131	5.7	0.8	0.2	0.5	0.8	0.1
All other patients: hospital inpatient care, general medical and surgical hospitals.....	51	210101132	8.9	0.9	0.0	8.1	0.0	0.0
Hospital inpatient care, psychiatric & substance abuse hospitals.....	51	2101012	3.6	0.4	0.0	0.0	0.1	3.2
Hospital inpatient care, specialty hospitals.....	51	2101013	1.3	-0.3	0.3	0.1	0.4	0.0
Medicare patients: hospital inpatient care, specialty hospitals.....	51	21010131	2.0	0.4	0.3	0.3	0.0	0.0
Medicaid patients: hospital inpatient care, specialty hospitals.....	51	21010132	0.5	-1.3	1.3	-0.2	-0.3	0.0
Private insurance and all other patients: hospital inpatient care, specialty hospitals.....	51	21010133	1.0	-0.5	0.0	0.0	1.1	0.0
Nursing home care.....	51	2102	7.0	1.2	0.6	0.4	0.0	-0.1
Nursing home care.....	51	210201	7.0	1.2	0.6	0.4	0.0	-0.1
Medicare and Medicaid patients: Nursing home care.....	51	21020101	6.7	1.9	-0.1	0.0	-0.3	-0.2
Medicaid patients: Nursing home care.....	51	210201011	10.0	3.2	-0.1	0.0	-0.4	-0.4
Medicare patients: Nursing home care.....	51	210201012	1.5	0.0	0.0	0.0	0.0	0.0
Private insurance and all other patients: Nursing home care.....	51	21020102	7.8	0.4	1.5	1.0	0.4	0.1
Private insurance patients: Nursing home care.....	51	210201021	0.0	0.0	0.0	0.0	0.0	0.0
All other patients: Nursing home care.....	51	210201022	9.3	0.5	1.8	1.2	0.4	0.1
Intellectual and developmental disability center care.....	51	2103	7.4	4.4	-0.2	0.3	0.0	0.0
Intellectual and developmental disability center care.....	51	210301	7.4	4.4	-0.2	0.3	0.0	0.0
Medicaid patients: Intellectual and developmental disability center care.....	51	21030101	5.2	1.1	-0.2	0.4	0.0	0.0
Medicare, private ins. & all other patients: Intellectual & develop. disability center care.....	51	21030102	17.2	19.4	0.0	0.0	0.0	0.0
Sales of blood and blood products, organs, and tissues.....	51	3	4.9	0.9	0.1	-0.1	0.1	1.0
Sales of blood and blood products, organs, and tissues.....	51	31	4.9	0.9	0.1	-0.1	0.1	1.0
Sales of blood and blood products, organs, and tissues.....	51	3101	4.9	0.9	0.1	-0.1	0.1	1.0
Sales of blood and blood products, organs, and tissues.....	51	310101	4.9	0.9	0.1	-0.1	0.1	1.0
Accommodation services.....	53	—	6.9	-4.9	1.9	8.3	-0.9	-0.3
Traveler accommodation services.....	53	1	6.9	-4.9	1.9	8.3	-0.9	-0.3
Traveler accommodation services.....	53	11	6.9	-4.9	1.9	8.3	-0.9	-0.3
Guestroom or unit rental.....	53	1101	7.1	-5.5	2.1	9.0	-1.0	-0.3
Guestroom or unit rental.....	53	110101	7.1	-5.5	2.1	9.0	-1.0	-0.3
Other traveler accommodation services.....	53	1102	5.2	3.2	0.2	0.0	-0.6	-0.1
Other traveler accommodation services.....	53	110201	5.2	3.2	0.2	0.0	-0.6	-0.1
Food and beverage for immediate consumption services (partial).....	54	—	2.8	0.9	0.6	0.1	0.4	0.0
Food and beverage for immediate consumption services (partial).....	54	1	2.8	0.9	0.6	0.1	0.4	0.0
Food and nonalcoholic beverages for immediate consumption (partial).....	54	11	2.2	1.1	0.9	0.0	0.1	0.0
Food and nonalcoholic beverages for immediate consumption (partial).....	54	1101	2.2	1.1	0.9	0.0	0.1	0.0
Food and nonalcoholic beverages for immediate consumption (partial).....	54	110101	2.2	1.1	0.9	0.0	0.1	0.0
Alcoholic beverages for immediate consumption (partial).....	54	12	5.7	0.3	-0.8	1.1	1.5	-0.1
Alcoholic beverages for immediate consumption (partial).....	54	1201	5.7	0.3	-0.8	1.1	1.5	-0.1
Alcoholic beverages for immediate consumption (partial).....	54	120101	5.7	0.3	-0.8	1.1	1.5	-0.1
Repair and maintenance services (partial).....	55	—	6.2	0.8	0.5	0.9	0.7	0.1
Commercial and industrial machinery and equipment repair and maintenance.....	55	1	8.9	0.5	0.1	1.3	1.1	0.1
Commercial and industrial machinery and equipment repair and maintenance.....	55	11	8.9	0.5	0.1	1.3	1.1	0.1
Commercial machinery repair and maintenance.....	55	1101	8.9	0.5	0.1	1.3	1.1	0.1
Commercial machinery repair and maintenance.....	55	110101	8.9	0.5	0.1	1.3	1.1	0.1
Motor vehicle repair and maintenance (partial).....	55	2	5.3	1.0	0.2	0.9	0.4	0.0
Motor vehicle repair and maintenance (partial).....	55	21	5.3	1.0	0.2	0.9	0.4	0.0
Motor vehicle repair and maintenance (partial).....	55	2101	5.3	1.0	0.2	0.9	0.4	0.0
Motor vehicle repair and maintenance (partial).....	55	210101	5.3	1.0	0.2	0.9	0.4	0.0
Ship repair and maintenance.....	55	3	9.7	1.9	1.4	0.1	0.1	1.4
Ship repair and maintenance.....	55	31	9.7	1.9	1.4	0.1	0.1	1.4
Ship repair, military.....	55	3101	3.1	0.7	0.5	0.0	0.0	0.5

See footnotes at end of table.

Table 7. Producer price index percentage changes for commodity and service groupings and individual items, not seasonally adjusted — Continued
 [May 2023]

Title	Commodity code		Unadjusted 12-month percent change ¹ May 2022 to May 2023 ^P	Unadjusted 1-month percent change ¹				
	Group code	Item code		Dec. to Jan.	Jan. to Feb. ^P	Feb. to Mar. ^P	Mar. to Apr. ^P	Apr. to May ^P
Ship repair, military.....	55	310101	3.1	0.7	0.5	0.0	0.0	0.5
Ship repair, nonmilitary.....	55	3102	23.7	3.7	2.7	0.1	0.4	2.7
Ship repair, nonmilitary.....	55	310201	23.7	3.7	2.7	0.1	0.4	2.7
Aircraft repair and maintenance.....	55	4	4.5	1.2	1.8	0.4	0.1	0.0
Aircraft repair and maintenance.....	55	41	4.5	1.2	1.8	0.4	0.1	0.0
Aircraft repair and maintenance.....	55	4101	4.5	1.2	1.8	0.4	0.1	0.0
Aircraft repair and maintenance.....	55	410101	4.5	1.2	1.8	0.4	0.1	0.0
Entertainment services (partial).....	56	—	4.1	2.1	0.7	0.3	-0.6	-0.6
Membership dues and admissions and recreation facility use fees (partial).....	56	1	7.1	2.5	0.8	0.3	0.1	-1.2
Membership dues and admissions and recreation facility use fees (partial).....	56	11	7.1	2.5	0.8	0.3	0.1	-1.2
Membership dues.....	56	1101	6.6	4.1	0.5	-0.1	0.1	0.0
Membership dues, golf courses and country clubs.....	56	110101	10.6	7.3	0.0	0.1	0.3	0.0
Membership dues, fitness and recreational sports centers.....	56	110102	3.8	2.1	0.8	-0.2	0.0	0.0
Admissions and recreational facilities use fees (partial).....	56	1102	8.3	-0.1	1.4	0.9	0.1	-3.0
Admissions and recreational facilities use fees, golf courses and country clubs.....	56	110201	7.5	2.0	0.9	0.7	-0.6	-7.5
Admissions and recreational facilities use fees, fitness and recreational sports centers.....	56	110202	7.0	3.9	1.8	0.0	0.0	0.0
Admissions and recreational facilities use fees, amusement and theme parks.....	56	110203	6.7	-2.8	1.5	1.3	0.6	-1.8
Recreational activity instruction fees (partial).....	56	2	0.3	0.0	0.0	0.0	0.0	0.1
Recreational activity instruction fees (partial).....	56	21	0.3	0.0	0.0	0.0	0.0	0.1
Recreational activity instruction fees (partial).....	56	2101	0.3	0.0	0.0	0.0	0.0	0.1
Recreational activity instruction fees (partial).....	56	210101	0.3	0.0	0.0	0.0	0.0	0.1
Gaming receipts (partial).....	56	3	0.5	1.7	0.6	0.4	-1.7	0.2
Gaming receipts (partial).....	56	31	0.5	1.7	0.6	0.4	-1.7	0.2
Gaming receipts (partial).....	56	3101	0.5	1.7	0.6	0.4	-1.7	0.2
Gaming receipts (partial).....	56	310101	0.5	1.7	0.6	0.4	-1.7	0.2
Wholesale trade services.....	57	—	3.3	-0.3	-0.4	0.0	2.2	0.3
Machinery and equipment and parts and supplies wholesaling.....	57	1	2.3	-1.7	-0.5	1.2	-0.6	0.1
Machinery and equipment and parts and supplies wholesaling.....	57	11	2.3	-1.7	-0.5	1.2	-0.6	0.1
Parts and supplies for machinery and equipment wholesaling.....	57	1102	3.5	1.8	-1.5	5.0	-1.9	-1.3
Parts and supplies for machinery and equipment wholesaling.....	57	110201	3.5	1.8	-1.5	5.0	-1.9	-1.3
Machinery and vehicle wholesaling.....	57	1103	2.4	-4.7	-0.3	-2.3	1.0	1.2
Machinery and vehicle wholesaling.....	57	110301	2.4	-4.7	-0.3	-2.3	1.0	1.2
Professional and commercial equipment wholesaling.....	57	1104	4.5	1.3	1.2	5.0	-2.9	-0.1
Professional and commercial equipment wholesaling.....	57	110401	4.5	1.3	1.2	5.0	-2.9	-0.1
Furnishings wholesaling.....	57	2	5.6	0.4	-0.5	1.1	0.9	0.0
Furnishings wholesaling.....	57	21	5.6	0.4	-0.5	1.1	0.9	0.0
Furnishings wholesaling.....	57	2101	5.6	0.4	-0.5	1.1	0.9	0.0
Furnishings wholesaling.....	57	210101	5.6	0.4	-0.5	1.1	0.9	0.0
Building materials, paint, and hardware wholesaling.....	57	3	-6.4	-3.3	-2.4	-0.7	2.4	-1.2
Building materials, paint, and hardware wholesaling.....	57	31	-6.4	-3.3	-2.4	-0.7	2.4	-1.2
Building materials, paint, and hardware wholesaling.....	57	3101	-6.4	-3.3	-2.4	-0.7	2.4	-1.2
Building materials, paint, and hardware wholesaling.....	57	310101	-6.4	-3.3	-2.4	-0.7	2.4	-1.2
Metals, minerals, and ores wholesaling.....	57	4	-5.5	15.0	2.1	10.4	2.1	-0.3
Metals, minerals, and ores wholesaling.....	57	41	-5.5	15.0	2.1	10.4	2.1	-0.3
Metals, minerals, and ores wholesaling.....	57	4101	-5.5	15.0	2.1	10.4	2.1	-0.3
Metals, minerals, and ores wholesaling.....	57	410101	-5.5	15.0	2.1	10.4	2.1	-0.3
Chemicals and allied products wholesaling.....	57	5	3.3	4.0	-3.4	-2.3	2.7	-0.7
Chemicals and allied products wholesaling.....	57	51	3.3	4.0	-3.4	-2.3	2.7	-0.7
Chemicals and allied products wholesaling.....	57	5101	3.3	4.0	-3.4	-2.3	2.7	-0.7
Chemicals and allied products wholesaling.....	57	510101	3.3	4.0	-3.4	-2.3	2.7	-0.7
Paper and plastics products wholesaling.....	57	6	4.0	-2.4	0.5	0.3	0.7	0.7
Paper and plastics products wholesaling.....	57	61	4.0	-2.4	0.5	0.3	0.7	0.7
Paper and plastics products wholesaling.....	57	6101	4.0	-2.4	0.5	0.3	0.7	0.7
Paper and plastics products wholesaling.....	57	610101	4.0	-2.4	0.5	0.3	0.7	0.7
Apparel wholesaling.....	57	7	14.8	5.6	4.5	-5.7	7.3	-0.9

See footnotes at end of table.

Table 7. Producer price index percentage changes for commodity and service groupings and individual items, not seasonally adjusted — Continued
 [May 2023]

Title	Commodity code		Unadjusted 12-month percent change ¹	Unadjusted 1-month percent change ¹				
	Group code	Item code		May 2022 to May 2023 ^P	Dec. to Jan.	Jan. to Feb. ^P	Feb. to Mar. ^P	Mar. to Apr. ^P
Apparel wholesaling.....	57	71	14.8	5.6	4.5	-5.7	7.3	-0.9
Apparel wholesaling.....	57	7101	14.8	5.6	4.5	-5.7	7.3	-0.9
Apparel wholesaling.....	57	710101	14.8	5.6	4.5	-5.7	7.3	-0.9
Food and alcohol wholesaling.....	57	8	9.9	-0.4	-0.8	0.6	4.1	2.4
Food and alcohol wholesaling.....	57	81	9.9	-0.4	-0.8	0.6	4.1	2.4
Food wholesaling.....	57	8101	10.1	-0.5	-1.0	0.9	4.6	2.8
Food wholesaling.....	57	810101	10.1	-0.5	-1.0	0.9	4.6	2.8
Alcohol wholesaling.....	57	8102	6.3	0.7	0.2	-1.4	1.0	-0.2
Alcohol wholesaling.....	57	810201	6.3	0.7	0.2	-1.4	1.0	-0.2
Other commodities wholesaling.....	57	9	4.6	-2.3	0.9	-2.7	5.0	0.2
Other commodities wholesaling.....	57	91	4.6	-2.3	0.9	-2.7	5.0	0.2
Other commodities wholesaling.....	57	9101	4.6	-2.3	0.9	-2.7	5.0	0.2
Other commodities wholesaling.....	57	910101	4.6	-2.3	0.9	-2.7	5.0	0.2
Retail trade services.....	58	—	0.5	-0.7	0.6	0.3	-0.7	0.6
Food and alcohol retailing.....	58	1	15.7	0.9	3.0	1.1	-0.5	0.8
Food and alcohol retailing.....	58	11	15.7	0.9	3.0	1.1	-0.5	0.8
Food retailing.....	58	1102	16.7	1.2	2.8	1.6	-0.6	0.9
Food retailing.....	58	110201	16.7	1.2	2.8	1.6	-0.6	0.9
Alcohol retailing.....	58	1103	9.2	-1.3	4.5	-2.2	0.0	0.0
Alcohol retailing.....	58	110301	9.2	-1.3	4.5	-2.2	0.0	0.0
Health and beauty care retailing, including optical goods.....	58	2	-0.2	4.1	0.6	-1.0	-0.6	-1.0
Health and beauty care retailing, including optical goods.....	58	21	-0.2	4.1	0.6	-1.0	-0.6	-1.0
Health and beauty care retailing, including optical goods.....	58	2101	-0.2	4.1	0.6	-1.0	-0.6	-1.0
Health and beauty care retailing, including optical goods.....	58	210101	-0.2	4.1	0.6	-1.0	-0.6	-1.0
Apparel, jewelry, footwear, and accessories retailing.....	58	3	0.4	-1.8	2.4	1.5	-3.3	0.3
Apparel, jewelry, footwear, and accessories retailing.....	58	31	0.4	-1.8	2.4	1.5	-3.3	0.3
Apparel, footwear, and accessories retailing.....	58	3101	0.0	-3.0	3.7	1.9	-3.8	0.6
Apparel, footwear, and accessories retailing.....	58	310101	0.0	-3.0	3.7	1.9	-3.8	0.6
Jewelry retailing.....	58	3102	2.2	5.8	-5.3	-0.7	0.4	-1.1
Jewelry retailing.....	58	310201	2.2	5.8	-5.3	-0.7	0.4	-1.1
Computer hardware, software, and supplies retailing.....	58	4	-20.4	-1.6	-15.1	2.2	0.3	-1.6
Computer hardware, software, and supplies retailing.....	58	41	-20.4	-1.6	-15.1	2.2	0.3	-1.6
Computer hardware, software, and supplies retailing.....	58	4101	-20.4	-1.6	-15.1	2.2	0.3	-1.6
Computer hardware, software, and supplies retailing.....	58	410101	-20.4	-1.6	-15.1	2.2	0.3	-1.6
TV, video, and photographic equipment and supplies retailing.....	58	5	-7.0	26.0	-10.0	8.2	3.9	-3.3
TV, video, and photographic equipment and supplies retailing.....	58	51	-7.0	26.0	-10.0	8.2	3.9	-3.3
TV, video, and photographic equipment and supplies retailing.....	58	5101	-7.0	26.0	-10.0	8.2	3.9	-3.3
TV, video, and photographic equipment and supplies retailing.....	58	510101	-7.0	26.0	-10.0	8.2	3.9	-3.3
Automobiles and automobile parts retailing.....	58	6	-12.0	-7.3	0.5	1.3	-2.0	2.6
Automobiles and automobile parts retailing.....	58	61	-12.0	-7.3	0.5	1.3	-2.0	2.6
Automobile retailing (Partial).....	58	6101	-19.9	-10.0	1.0	2.4	-1.4	2.8
Automobile retailing (Partial).....	58	610101	-19.9	-10.0	1.0	2.4	-1.4	2.8
Automotive parts, including tires, retailing.....	58	6102	7.4	1.4	-0.9	-1.9	-3.8	2.1
Automotive parts, including tires, retailing.....	58	610201	7.4	1.4	-0.9	-1.9	-3.8	2.1
RVs, trailers, and campers retailing.....	58	8	-43.8	16.0	-4.1	9.1	-5.7	-5.8
RVs, trailers, and campers retailing.....	58	81	-43.8	16.0	-4.1	9.1	-5.7	-5.8
RVs, trailers, and campers retailing.....	58	8101	-43.8	16.0	-4.1	9.1	-5.7	-5.8
RVs, trailers, and campers retailing.....	58	810101	-43.8	16.0	-4.1	9.1	-5.7	-5.8
Sporting goods, including boats, retailing.....	58	9	-2.9	0.5	-0.8	1.1	2.6	-4.8
Sporting goods, including boats, retailing.....	58	91	-2.9	0.5	-0.8	1.1	2.6	-4.8
Sporting goods, including boats, retailing.....	58	9101	-2.9	0.5	-0.8	1.1	2.6	-4.8
Sporting goods, including boats, retailing.....	58	910101	-2.9	0.5	-0.8	1.1	2.6	-4.8
Lawn, garden, and farm equipment and supplies retailing.....	58	A	18.7	0.6	0.6	12.4	1.5	-2.4
Lawn, garden, and farm equipment and supplies retailing.....	58	A1	18.7	0.6	0.6	12.4	1.5	-2.4
Lawn, garden, and farm equipment and supplies retailing.....	58	A101	18.7	0.6	0.6	12.4	1.5	-2.4
Lawn, garden, and farm equipment and supplies retailing.....	58	A10101	18.7	0.6	0.6	12.4	1.5	-2.4
Furniture retailing.....	58	B	-2.6	4.4	5.8	-2.7	1.1	3.2

See footnotes at end of table.

Table 7. Producer price index percentage changes for commodity and service groupings and individual items, not seasonally adjusted — Continued
 [May 2023]

Title	Commodity code		Unadjusted 12-month percent change ¹	Unadjusted 1-month percent change ¹				
	Group code	Item code		May 2022 to May 2023 ^P	Dec. to Jan.	Jan. to Feb. ^P	Feb. to Mar. ^P	Mar. to Apr. ^P
Furniture retailing.....	58	B1	-2.6	4.4	5.8	-2.7	1.1	3.2
Furniture retailing.....	58	B101	-2.6	4.4	5.8	-2.7	1.1	3.2
Furniture retailing.....	58	B10101	-2.6	4.4	5.8	-2.7	1.1	3.2
Flooring and floor coverings retailing.....	58	C	-2.7	1.7	1.7	0.9	-0.1	1.6
Flooring and floor coverings retailing.....	58	C1	-2.7	1.7	1.7	0.9	-0.1	1.6
Flooring and floor coverings retailing.....	58	C101	-2.7	1.7	1.7	0.9	-0.1	1.6
Flooring and floor coverings retailing.....	58	C10101	-2.7	1.7	1.7	0.9	-0.1	1.6
Hardware and building materials and supplies retailing.....	58	D	-23.7	1.2	-2.0	1.5	0.0	-1.5
Hardware and building materials and supplies retailing.....	58	D1	-23.7	1.2	-2.0	1.5	0.0	-1.5
Hardware and building materials and supplies retailing.....	58	D101	-23.7	1.2	-2.0	1.5	0.0	-1.5
Hardware and building materials and supplies retailing.....	58	D10101	-23.7	1.2	-2.0	1.5	0.0	-1.5
Major household appliance retailing.....	58	E	-2.3	2.6	16.7	-8.7	5.0	-4.3
Major household appliance retailing.....	58	E1	-2.3	2.6	16.7	-8.7	5.0	-4.3
Major household appliance retailing.....	58	E101	-2.3	2.6	16.7	-8.7	5.0	-4.3
Major household appliance retailing.....	58	E10101	-2.3	2.6	16.7	-8.7	5.0	-4.3
Fuels and lubricants retailing.....	58	F	8.5	-11.4	-1.2	-12.4	-0.2	10.6
Fuels and lubricants retailing.....	58	F1	8.5	-11.4	-1.2	-12.4	-0.2	10.6
Automotive fuels and lubricants retailing.....	58	F101	5.6	-13.4	-3.0	-14.9	0.8	12.5
Automotive fuels and lubricants retailing.....	58	F10101	5.6	-13.4	-3.0	-14.9	0.8	12.5
Household fuels retailing.....	58	F102	18.9	1.7	8.6	0.0	-4.4	2.0
Household fuels retailing.....	58	F10201	18.9	1.7	8.6	0.0	-4.4	2.0
Cleaning supplies and paper products retailing.....	58	G	19.3	2.3	7.9	-0.1	6.0	-1.9
Cleaning supplies and paper products retailing.....	58	G1	19.3	2.3	7.9	-0.1	6.0	-1.9
Cleaning supplies and paper products retailing.....	58	G101	19.3	2.3	7.9	-0.1	6.0	-1.9
Cleaning supplies and paper products retailing.....	58	G10101	19.3	2.3	7.9	-0.1	6.0	-1.9
Book retailing.....	58	H	0.2	5.2	-4.3	-0.8	0.0	-0.2
Book retailing.....	58	H1	0.2	5.2	-4.3	-0.8	0.0	-0.2
Book retailing.....	58	H101	0.2	5.2	-4.3	-0.8	0.0	-0.2
Book retailing.....	58	H10101	0.2	5.2	-4.3	-0.8	0.0	-0.2
Other merchandise retailing (partial).....	58	I	7.9	3.8	-2.2	3.6	0.9	-3.0
Other merchandise retailing (partial).....	58	I1	7.9	3.8	-2.2	3.6	0.9	-3.0
Other merchandise retailing (partial).....	58	I101	7.9	3.8	-2.2	3.6	0.9	-3.0
Other merchandise retailing (partial).....	58	I10101	7.9	3.8	-2.2	3.6	0.9	-3.0
Metal treatment services.....	59	-	5.4	2.5	0.0	0.1	0.7	0.4
Metal treatment services.....	59	1	5.4	2.5	0.0	0.1	0.7	0.4
Metal treatment services.....	59	11	5.4	2.5	0.0	0.1	0.7	0.4
Metal plating and polishing.....	59	1101	7.2	3.6	0.0	0.0	0.0	0.0
Metal plating and polishing.....	59	110111	7.2	3.6	0.0	0.0	0.0	0.0
Metal coating and allied services.....	59	1102	1.5	2.1	-0.3	-0.4	0.7	0.7
Metal coating and allied services.....	59	110222	1.5	2.1	-0.3	-0.4	0.7	0.7
Metal heat treating.....	59	1103	12.4	2.1	0.7	1.8	1.8	0.0
Metal heat treating.....	59	110349	12.4	2.1	0.7	1.8	1.8	0.0
Mining services.....	60	-	5.1	0.5	0.5	1.1	-0.8	-0.4
Mining services.....	60	1	5.1	0.5	0.5	1.1	-0.8	-0.4
Mining services.....	60	11	5.1	0.5	0.5	1.1	-0.8	-0.4
Metal mining services.....	60	1101	10.5	0.0	1.0	1.0	1.1	0.0
Metal mining services.....	60	110101	10.5	0.0	1.0	1.0	1.1	0.0
Support activities for coal mining.....	60	1102	1.7	1.1	0.1	-0.3	0.0	-0.1
Support activities for coal mining.....	60	110201	1.7	1.1	0.1	-0.3	0.0	-0.1
Drilling oil and gas wells services.....	60	1103	8.5	0.4	-0.7	0.0	0.0	0.0
Drilling oil and gas wells services.....	60	110301	8.5	0.4	-0.7	0.0	0.0	0.0
Support activities for oil and gas operations.....	60	1104	3.9	0.6	0.9	1.5	-1.2	-0.6
Support activities for oil and gas operations.....	60	110401	3.9	0.6	0.9	1.5	-1.2	-0.6
Contract work on textile products, apparel, and leather.....	61	-	6.5	1.2	0.9	0.6	0.0	0.4
Contract work on textile products and apparel.....	61	1	6.6	1.2	0.9	0.6	0.0	0.4
Contract work on textile products and apparel.....	61	11	6.6	1.2	0.9	0.6	0.0	0.4
Contract work on textile products.....	61	1102	7.2	2.0	1.2	1.3	0.1	0.0

See footnotes at end of table.

Table 7. Producer price index percentage changes for commodity and service groupings and individual items, not seasonally adjusted — Continued
 [May 2023]

Title	Commodity code		Unadjusted 12-month percent change ¹	Unadjusted 1-month percent change ¹				
	Group code	Item code		May 2022 to May 2023 ^p	Dec. to Jan.	Jan. to Feb. ^p	Feb. to Mar. ^p	Mar. to Apr. ^p
Commission finishing of broadwoven fabrics.....	61	110201	7.5	2.1	1.3	1.3	0.1	0.0
Commission finishing of cotton broadwoven fabrics.....	61	1102011	7.8	4.8	0.5	0.5	0.3	-0.1
Other commission finishing of broadwoven fabrics (excl. cotton & wool).....	61	1102012	8.1	1.5	1.4	1.5	0.0	0.0
Commission knit or knit & finishing of weft & warp knit fabric.....	61	110204	0.8	-0.7	0.0	0.0	0.0	0.0
Contract work on apparel.....	61	1103	5.8	0.4	0.6	0.0	0.0	0.8
Contract work on women's, girls' and infants' apparel.....	61	11031	-	0.7	1.1	0.0	-	-
Contract work on women's, girls', and infants' nontailored coats, jackets, & other outerwear.....	61	110313	-	2.8	4.4	0.0	-	-
Contract work on men's and boys' (including unisex) apparel.....	61	11032	9.3	0.0	0.0	0.0	0.0	2.1
Contract work on men's and boys' pants, work apparel, and other outerwear.....	61	110321	9.8	0.0	0.0	0.0	0.0	0.0
Contract work on men's and boys' shirts, tailored suits/coats/jackets, & underwear/nightwear.....	61	110323	-	0.0	0.0	0.0	-	-
Contract & commission receipts for tanning or finishing leather owned by others.....	61	2	1.9	1.1	0.0	0.0	0.0	0.0
Contract & commission receipts for tanning or finishing leather owned by others.....	61	21	1.9	1.1	0.0	0.0	0.0	0.0
Contract and commission receipts for tanning or finishing leather owned by others.....	61	2101	1.9	1.1	0.0	0.0	0.0	0.0
Contract and commission receipts for tanning or finishing leather owned by others.....	61	210101	1.9	1.1	0.0	0.0	0.0	0.0
Construction (partial).....	80	-	9.4	1.8	0.0	0.2	-0.2	0.3
New nonresidential building construction.....	80	1	11.6	1.9	0.0	0.1	-0.3	0.1
New nonresidential building construction.....	80	11	11.6	1.9	0.0	0.1	-0.3	0.1
New warehouse building construction.....	80	1101	7.6	0.0	-0.3	-0.2	-0.3	0.4
New warehouse building construction.....	80	110101	7.6	0.0	-0.3	-0.2	-0.3	0.4
New school building construction.....	80	1102	10.9	1.6	0.0	0.2	-0.4	0.0
New school building construction.....	80	110201	10.9	1.6	0.0	0.2	-0.4	0.0
New office building construction.....	80	1103	14.5	3.9	0.1	0.2	0.1	0.1
New office building construction.....	80	110301	14.5	3.9	0.1	0.2	0.1	0.1
New industrial building construction.....	80	1104	10.4	1.3	0.1	0.2	-1.1	0.0
New industrial building construction.....	80	110401	10.4	1.3	0.1	0.2	-1.1	0.0
New health care building construction.....	80	1105	11.9	1.7	0.1	0.1	-0.4	0.0
New health care building construction.....	80	110501	11.9	1.7	0.1	0.1	-0.4	0.0
Maintenance and repair of nonresidential buildings (partial).....	80	2	4.4	0.8	0.2	0.4	0.7	1.7
Maintenance and repair of nonresidential buildings (partial).....	80	21	4.4	0.8	0.2	0.4	0.7	1.7
Maintenance and repair of nonresidential buildings (partial).....	80	2101	4.4	0.8	0.2	0.4	0.7	1.7
Maintenance and repair of nonresidential buildings (partial).....	80	210101	4.4	0.8	0.2	0.4	0.7	1.7

¹ All indexes are subject to revision for 4 months after their originally scheduled publication to incorporate late reports and corrections by survey respondents.

² Due to incomplete coverage of the services sector, some services indexes in this table reflect only a portion of their wherever-provided output. These indexes are flagged using the term "partial" at the end of their titles. For more information regarding wherever-provided services indexes, go to <https://www.bls.gov/ppi/wepnotice.htm>. This webpage includes methodology documentation, a table identifying missing coverage areas for those indexes with incomplete coverage, and a concordance table between wherever-provided services indexes and Census product codes.

^p Preliminary

"-" Data not available.

Table 8. Producer price indexes and percentage changes for selected commodity and service groupings and individual items, seasonally adjusted
 [May 2023, Index base 1982=100, unless otherwise indicated]

Title	Commodity code		Other index base	Seasonally adjusted index ¹					Seasonally adjusted 1-month percent change ¹		
	Group code	Item code		Jan. 2023	Feb. 2023 ^P	Mar. 2023 ^P	Apr. 2023 ^P	May 2023 ^P	Feb. to Mar. ^P	Mar. to Apr. ^P	Apr. to May ^P
Goods											
Fruits & melons, fresh/dry vegs. & nuts.	01	1		-	-	-	-	-	-	-	-
Fresh fruits and melons.	01	11		-	-	-	-	-	-	-	-
Citrus fruits.	01	1101		349.855	326.016	331.158	341.316	342.992	1.6	3.1	0.5
Other fruits and berries.	01	1102		-	-	-	-	-	-	-	-
Melons.			12/91	-	-	-	-	-	-	-	-
Fresh and dry vegetables.	01	13		-	-	-	-	-	-	-	-
Dry vegetables.	01	1301		234.777	234.810	229.579	234.553	225.712	-2.2	2.2	-3.8
Fresh vegetables, except potatoes.	01	1302		-	-	-	-	-	-	-	-
Sweet potatoes.	01	1303		158.845	160.211	156.781	157.224	151.384	-2.1	0.3	-3.7
Potatoes.	01	1306	12/11	205.083	201.191	205.704	230.346	249.073	2.2	12.0	8.1
Tree nuts.				-	-	-	-	-	-	-	-
Tree nuts.				-	-	-	-	-	-	-	-
Grains.	01	2		269.304	271.351	251.256	257.993	244.098	-7.4	2.7	-5.4
Wheat.	01	21		-	-	-	-	-	-	-	-
Wheat.	01	2101		-	-	-	-	-	-	-	-
Other grains.	01	22		282.434	282.305	261.169	267.362	251.348	-7.5	2.4	-6.0
Barley.	01	2201		-	-	-	-	-	-	-	-
Corn.	01	2202		276.079	275.523	254.738	260.729	245.012	-7.5	2.4	-6.0
Oats.	01	2203		-	-	-	-	-	-	-	-
Sorghum.	01	2205	12/91	-	-	-	-	-	-	-	-
Rough rice.			12/91	-	-	-	-	-	-	-	-
Rough rice.			12/91	-	-	-	-	-	-	-	-
Livestock.	01	3		197.019	200.972	206.911	213.845	211.989	3.0	3.4	-0.9
Slaughter cattle.	01	31		229.974	228.703	238.046	257.025	255.822	4.1	8.0	-0.5
Slaughter steers and heifers.	01	3101		235.280	234.000	247.516	265.807	262.204	5.8	7.4	-1.4
Slaughter cows and bulls.	01	3102		185.635	182.998	194.180	197.148	199.121	6.1	1.5	1.0
Slaughter vealers.	01	3103		99.575	99.360	99.988	96.188	97.101	0.6	-3.8	0.9
Slaughter hogs.	01	32		106.711	106.655	103.163	94.882	90.270	-3.3	-8.0	-4.9
Slaughter barrows and gilts.	01	3201		106.639	105.686	101.714	94.521	90.854	-3.8	-7.1	-3.9
Slaughter sows.	01	3202		-	-	-	-	-	-	-	-
Slaughter lambs.	01	33		289.381	359.611	346.305	388.637	349.441	-3.7	12.2	-10.1
Slaughter lambs.	01	3301		289.381	359.611	346.305	388.637	349.441	-3.7	12.2	-10.1
Feeder and replacement cattle.			09/21	-	-	-	-	-	-	-	-
Feeder and replacement cattle.			09/21	-	-	-	-	-	-	-	-
Slaughter poultry.	01	4		337.804	351.347	355.805	354.191	351.701	1.3	-0.5	-0.7
Slaughter chickens.	01	41		332.706	351.399	357.579	357.315	355.887	1.8	-0.1	-0.4
Broilers and other meat type chickens.	01	4102		337.335	356.289	362.555	362.287	360.839	1.8	-0.1	-0.4
Slaughter turkeys.	01	42		377.528	367.496	364.136	355.318	347.597	-0.9	-2.4	-2.2
Slaughter turkeys.	01	4201		377.528	367.496	364.136	355.318	347.597	-0.9	-2.4	-2.2
Slaughter ducks.	01	43	12/91	-	-	-	-	-	-	-	-
Slaughter ducks.	01	4301	12/91	-	-	-	-	-	-	-	-
Raw cotton.	01	5		-	-	-	-	-	-	-	-
Raw cotton.	01	51		-	-	-	-	-	-	-	-
Raw cotton.	01	5101		-	-	-	-	-	-	-	-
Raw milk.	01	6		176.887	167.446	161.863	155.713	163.228	-3.3	-3.8	4.8
Raw milk.	01	61		177.602	168.123	162.517	156.342	163.888	-3.3	-3.8	4.8
Raw milk.	01	6101		177.602	168.123	162.517	156.342	163.888	-3.3	-3.8	4.8
Chicken eggs.	01	7		-	-	-	-	-	-	-	-
Chicken eggs.	01	71		-	-	-	-	-	-	-	-
Eggs for fresh use.	01	7107	12/91	-	-	-	-	-	-	-	-
Breaker stock and checks and undergrades.	01	7108	12/91	-	-	-	-	-	-	-	-
Hay, hayseeds, and oilseeds.	01	8		307.220	313.392	299.717	293.731	291.956	-4.4	-2.0	-0.6
Hay and hayseeds.	01	81		-	-	-	-	-	-	-	-
Hay and hayseeds.	01	8101		-	-	-	-	-	-	-	-
Oilseeds.	01	83		273.077	274.608	262.962	264.197	260.941	-4.2	0.5	-1.2
Oilseeds.	01	8301		273.077	274.608	262.962	264.197	260.941	-4.2	0.5	-1.2
Cereal and bakery products.	02	1		327.703	330.778	330.057	328.750	330.835	-0.2	-0.4	0.6
Bakery products.	02	11		-	-	-	-	-	-	-	-
Bread (white, wheat, rye, etc.), including frozen.			06/06	-	-	-	-	-	-	-	-
Rolls (bread-type), muffins, bagels, and croissants.	02	1105		-	-	-	-	-	-	-	-
Other sweet goods, excluding frozen.				-	-	-	-	-	-	-	-
Soft cakes, excluding frozen.	02	1108		-	-	-	-	-	-	-	-
Cookies, crackers, and related products.	02	1121		-	-	-	-	-	-	-	-

See footnotes at end of table.

Table 8. Producer price indexes and percentage changes for selected commodity and service groupings and individual items, seasonally adjusted — Continued
 [May 2023, Index base 1982=100, unless otherwise indicated]

Title	Commodity code		Other index base	Seasonally adjusted index ¹					Seasonally adjusted 1-month percent change ¹		
	Group code	Item code		Jan. 2023	Feb. 2023 ^P	Mar. 2023 ^P	Apr. 2023 ^P	May 2023 ^P	Feb. to Mar. ^P	Mar. to Apr. ^P	Apr. to May ^P
Retail bakery products, excluding retail trade.....	02	1130	06/14	155.901	157.364	158.926	159.147	159.898	1.0	0.1	0.5
Flour and flour base mixes and doughs.....	02	12		-	-	-	-	-	-	-	-
Wheat flour.....	02	1203		-	-	-	-	-	-	-	-
Flour base mixes and doughs.....	02	1204		-	-	-	-	-	-	-	-
Milled rice and byproducts.....	02	13		-	-	-	-	-	-	-	-
Head rice.....	02	1301		-	-	-	-	-	-	-	-
Milled rice (incl second heads, screenings, brewers, bran, sharps, rice flour, and byproducts).....	02	1302	06/84	-	-	-	-	-	-	-	-
Cereal and pasta products.....	02	14		307.159	315.044	313.794	308.302	313.488	-0.4	-1.8	1.7
Dry macaroni, spaghetti, and egg noodle products, made from purchased flour.....	02	1402	06/85	-	-	-	-	-	-	-	-
Cereal and mill products, other than flour.....	02	1409	06/85	283.169	291.298	289.870	289.404	295.331	-0.5	-0.2	2.0
Meats, poultry, and fish.....	02	2		230.435	226.448	229.891	223.787	221.163	1.5	-2.7	-1.2
Meats.....	02	21		228.506	226.155	230.348	223.049	221.020	1.9	-3.2	-0.9
Beef and veal products, fresh or frozen.....	02	2101		274.330	270.800	274.723	266.196	267.994	1.4	-3.1	0.7
Lamb/mutton, fresh or frozen, not canned or made into sausage, made in slaughtering plants.....	02	2103		-	-	-	-	-	-	-	-
Pork products, fresh, frozen, or processed, except sausage.....	02	2104		164.680	160.945	166.169	155.299	148.888	3.2	-6.5	-4.1
Other meats, fresh, frozen, or canned.....	02	2105		220.914	221.393	224.352	222.713	221.525	1.3	-0.7	-0.5
Processed poultry.....	02	22		187.434	180.699	182.500	179.219	174.461	1.0	-1.8	-2.7
Young chickens, including bulk, chilled, frozen, whole, and in parts.....	02	2203		192.486	188.293	192.398	189.940	188.806	2.2	-1.3	-0.6
Turkeys, including frozen, whole, and in parts.....	02	2206		-	-	-	-	-	-	-	-
Canned, cooked, smoked or prepared poultry.....	02	2208		-	-	-	-	-	-	-	-
Chicken hens and other poultry/small game.....			12/90	-	-	-	-	-	-	-	-
Unprocessed and prepared seafood.....	02	23		432.280	429.857	433.740	425.794	432.548	0.9	-1.8	1.6
Unprocessed finfish.....	02	2301		-	-	-	-	-	-	-	-
Unprocessed shellfish.....	02	2305	12/91	272.199	293.512	280.142	283.155	285.362	-4.6	1.1	0.8
Prepared fresh and frozen seafood.....			12/11	-	-	-	-	-	-	-	-
Dairy products.....	02	3		240.216	235.372	231.227	230.637	228.401	-1.8	-0.3	-1.0
Fluid milk products.....	02	31		-	-	-	-	-	-	-	-
Packaged fluid milk and related products.....	02	3103	12/82	-	-	-	-	-	-	-	-
Cottage cheese.....	02	3104	12/82	-	-	-	-	-	-	-	-
Other milk products.....	02	3105	12/82	-	-	-	-	-	-	-	-
Bulk fluid milk and cream.....	02	3106	12/91	-	-	-	-	-	-	-	-
Butter.....	02	32		-	-	-	-	-	-	-	-
Butter.....	02	3201		-	-	-	-	-	-	-	-
Natural, processed, and imitation cheese.....	02	33		197.357	192.961	191.543	190.738	184.318	-0.7	-0.4	-3.4
Natural cheese, except cottage cheese.....	02	3302		188.163	185.162	183.678	182.676	175.863	-0.8	-0.5	-3.7
Processed cheese and related products.....	02	3303		-	-	-	-	-	-	-	-
Cheese substitutes and imitations.....			06/88	-	-	-	-	-	-	-	-
Raw liquid whey.....			12/04	-	-	-	-	-	-	-	-
Ice cream and frozen desserts.....	02	34		-	-	-	-	-	-	-	-
Ice cream and frozen desserts.....			06/83	-	-	-	-	-	-	-	-
Dry, condensed, and evaporated milk products.....	02	35		-	-	-	-	-	-	-	-
Dry milk products, including feed grade.....	02	3502	12/83	-	-	-	-	-	-	-	-
Liquid milk products.....			12/83	-	-	-	-	-	-	-	-
Ice cream mixes and related products.....			06/02	-	-	-	-	-	-	-	-
Processed fruits and vegetables.....	02	4		-	-	-	-	-	-	-	-
Canned fruits and juices.....	02	41		-	-	-	-	-	-	-	-
Canned fruits, excluding baby foods.....	02	4101		-	-	-	-	-	-	-	-
Canned and fresh fruit juices, nectars, and concentrates.....	02	4102		-	-	-	-	-	-	-	-
Frozen fruits, juices and ades.....	02	42		-	-	-	-	-	-	-	-
Frozen fruits.....	02	4202		-	-	-	-	-	-	-	-
Canned vegetables and juices.....	02	44		-	-	-	-	-	-	-	-
Canned vegetables and juices.....	02	4401		-	-	-	-	-	-	-	-
Frozen vegetables.....	02	45		-	-	-	-	-	-	-	-
Frozen potato products (French-fried, patties, puffs, etc.).....	02	4502	12/90	283.066	298.634	301.034	302.270	301.960	0.8	0.4	-0.1
Frozen vegetables, other than potato products.....	02	4505	12/90	-	-	-	-	-	-	-	-
Dried and dehydrated food.....			12/03	-	-	-	-	-	-	-	-
Dried and dehydrated food.....			12/03	-	-	-	-	-	-	-	-
Sugar and confectionery.....	02	5		-	-	-	-	-	-	-	-
Raw cane sugar and sugar cane mill products and byproducts.....				-	-	-	-	-	-	-	-
Raw cane sugar and sugarcane mill products and byproducts.....	02	5201		-	-	-	-	-	-	-	-
Refined sugar products and byproducts.....				-	-	-	-	-	-	-	-
Refined sugar products and byproducts.....			12/02	-	-	-	-	-	-	-	-
Confectionery materials.....	02	54		-	-	-	-	-	-	-	-
Confectionery materials.....	02	5401		-	-	-	-	-	-	-	-
Confectionery end products.....	02	55		-	-	-	-	-	-	-	-

See footnotes at end of table.

Table 8. Producer price indexes and percentage changes for selected commodity and service groupings and individual items, seasonally adjusted — Continued
 [May 2023, Index base 1982=100, unless otherwise indicated]

Title	Commodity code		Other index base	Seasonally adjusted index ¹					Seasonally adjusted 1-month percent change ¹		
	Group code	Item code		Jan. 2023	Feb. 2023 ^P	Mar. 2023 ^P	Apr. 2023 ^P	May 2023 ^P	Feb. to Mar. ^P	Mar. to Apr. ^P	Apr. to May ^P
Candy and nuts.....			06/83	-	-	-	-	-	-	-	-
Beverages and beverage materials.....	02	6		250.053	249.595	249.570	248.866	252.963	0.0	-0.3	1.6
Alcoholic beverages.....	02	61		217.773	217.993	217.866	218.102	219.660	-0.1	0.1	0.7
Malt beverages.....	02	6101		231.134	230.744	229.467	229.696	229.635	-0.6	0.1	0.0
Distilled and bottled liquor, excluding brandy.....	02	6102		198.506	199.293	200.198	199.512	205.348	0.5	-0.3	2.9
Wines, brandy, and brandy spirits.....			12/83	-	-	-	-	-	-	-	-
Soft drinks.....	02	62		-	-	-	-	-	-	-	-
Soft drinks, non-carbonated and bottled water.....			12/11	-	-	-	-	-	-	-	-
Soft drinks, bottle/can, carbonated, all types.....				-	-	-	-	-	-	-	-
Packaged beverage materials.....	02	63		-	-	-	-	-	-	-	-
Coffee (whole bean, ground, & instant).....	02	6301		-	-	-	-	-	-	-	-
Tea in consumer packages, exc. canned ice tea.....	02	6303		-	-	-	-	-	-	-	-
Other beverage materials.....	02	64		321.837	321.453	323.782	326.190	327.068	0.7	0.7	0.3
Other beverage materials.....	02	6401		321.837	321.453	323.782	326.190	327.068	0.7	0.7	0.3
Fats and oils.....	02	7		-	-	-	-	-	-	-	-
Shortening, cooking oil, and margarine.....	02	78		-	-	-	-	-	-	-	-
Shortening, cooking oil, and margarine.....	02	7801		-	-	-	-	-	-	-	-
Other oilseed processing.....	02	7A	12/04	-	-	-	-	-	-	-	-
Other oilseed processing.....	02	7A01	12/04	-	-	-	-	-	-	-	-
Corn oil, crude and refined.....			01/16	-	-	-	-	-	-	-	-
Corn oil, made by wet milling.....			01/16	-	-	-	-	-	-	-	-
Miscellaneous processed foods.....	02	8		-	-	-	-	-	-	-	-
Canned jams, jellies, and preserves.....	02	81		-	-	-	-	-	-	-	-
Canned jams, jellies, and preserves.....				-	-	-	-	-	-	-	-
Pickles and other pickled products, including horseradish.....	02	82		-	-	-	-	-	-	-	-
Pickles and other pickled products.....	02	8201		-	-	-	-	-	-	-	-
Specialty canning.....	02	84		-	-	-	-	-	-	-	-
Specialty canning.....	02	8401		-	-	-	-	-	-	-	-
Frozen specialty food.....	02	85		-	-	-	-	-	-	-	-
Frozen specialty food.....	02	8501		-	-	-	-	-	-	-	-
Prepared sauces, except tomato.....				-	-	-	-	-	-	-	-
Prepared sauces, excluding tomato-based sauces and sauces comprised of 20 percent or more meat.....				-	-	-	-	-	-	-	-
Other miscellaneous processed foods.....				-	-	-	-	-	-	-	-
Other miscellaneous processed foods.....				-	-	-	-	-	-	-	-
Prepared animal feeds.....	02	9		262.274	257.605	257.772	254.063	250.529	0.1	-1.4	-1.4
Soybean cake, meal, and other byproducts.....	02	92		-	-	-	-	-	-	-	-
Soybean cake, meal, and byproducts.....	02	9201		-	-	-	-	-	-	-	-
Formula feeds.....	02	93		294.340	292.719	287.167	285.696	276.927	-1.9	-0.5	-3.1
Formula feeds.....	02	9301		294.340	292.719	287.167	285.696	276.927	-1.9	-0.5	-3.1
Miscellaneous feedstuffs.....	02	94		347.965	336.730	343.710	340.122	337.135	2.1	-1.0	-0.9
Pet food.....	02	9402		-	-	-	-	-	-	-	-
Miscellaneous feedstuffs other than pet food.....	02	9403		346.792	321.934	312.955	303.819	299.432	-2.8	-2.9	-1.4
Synthetic fibers.....	03	1		-	-	-	-	-	-	-	-
Unprocessed filament yarns.....	03	15		-	-	-	-	-	-	-	-
Noncellulosic and cellulosic organic fibers.....			05/22	-	-	-	-	-	-	-	-
Processed yarns and threads.....	03	2		-	-	-	-	-	-	-	-
Yarns.....	03	26		-	-	-	-	-	-	-	-
Spun cotton yarns.....	03	2601		157.910	151.873	151.284	149.321	148.062	-0.4	-1.3	-0.8
Spun synthetic yarns.....				-	-	-	-	-	-	-	-
Textured and twisted yarns.....	03	2604	12/88	-	-	-	-	-	-	-	-
Other spun noncellulosic and natural fiber (excluding cotton and wool) yarns.....	03	2607	06/08	-	-	-	-	-	-	-	-
Greige fabrics.....	03	3		-	-	-	-	-	-	-	-
Greige broadwoven fabrics.....	03	37		-	-	-	-	-	-	-	-
Greige manmade, silk, and other natural fiber (exc cotton/wool) broadwoven fabrics.....	03	3703		-	-	-	-	-	-	-	-
Greige knit fabrics.....	03	38		-	-	-	-	-	-	-	-
Weft (circular) knit fabrics, greige goods (excluding hosiery).....	03	3803		-	-	-	-	-	-	-	-
Warp knit fabrics, greige goods (excluding hosiery).....	03	3804		-	-	-	-	-	-	-	-
Tire cord and tire fabric.....	03	39	06/84	-	-	-	-	-	-	-	-
Tire cord and tire fabrics.....	03	3901	06/84	-	-	-	-	-	-	-	-
Finished fabrics.....	03	4		-	-	-	-	-	-	-	-
Finished broadwoven fabrics.....	03	42		-	-	-	-	-	-	-	-
Finished cotton broadwoven fabrics.....	03	4201		-	-	-	-	-	-	-	-

See footnotes at end of table.

Table 8. Producer price indexes and percentage changes for selected commodity and service groupings and individual items, seasonally adjusted — Continued
 [May 2023, Index base 1982=100, unless otherwise indicated]

Title	Commodity code		Other index base	Seasonally adjusted index ¹					Seasonally adjusted 1-month percent change ¹		
	Group code	Item code		Jan. 2023	Feb. 2023 ^P	Mar. 2023 ^P	Apr. 2023 ^P	May 2023 ^P	Feb. to Mar. ^P	Mar. to Apr. ^P	Apr. to May ^P
Finished manmade, silk, and other natural fiber (exc. cotton and wool) broadwoven fabrics.....	03	4203		-	-	-	-	-	-	-	-
Woven and braided narrow fabrics.....	03	44		-	-	-	-	-	-	-	-
Woven and braided narrow fabrics.....	03	4402	06/84	-	-	-	-	-	-	-	-
Nonwoven fabrics and felts.....	03	45		-	-	-	-	-	-	-	-
Nonwoven fabrics and felts.....	03	4503		-	-	-	-	-	-	-	-
Coated fabrics, not rubberized.....	03	46	06/85	-	-	-	-	-	-	-	-
Coated fabrics, not rubberized.....	03	4601	06/85	-	-	-	-	-	-	-	-
Screen printed textile materials, embroideries, and lace goods.....	03	47	06/85	219.542	220.016	220.271	220.627	221.095	0.1	0.2	0.2
Screen printed textile and apparel materials and embroideries.....	03	4701	06/85	219.844	220.286	220.572	220.846	221.434	0.1	0.1	0.3
Knit fabrics, finished in knitting mills.....			12/03	-	-	-	-	-	-	-	-
Weft (circular) knit fabrics, knit and finished in the same establishment (excluding hosiery).....			12/03	-	-	-	-	-	-	-	-
Warp knit goods, knit and finished in the same establishment.....			12/03	-	-	-	-	-	-	-	-
Apparel & other fabricated textile prods.....	03	8		-	-	-	-	-	-	-	-
Apparel.....	03	81		-	-	-	-	-	-	-	-
Miscellaneous apparel and accessories.....			12/83	-	-	-	-	-	-	-	-
Women's, girls', and infants' cut and sew apparel.....			12/03	-	-	-	-	-	-	-	-
Men's and boys' cut and sew apparel.....			12/03	-	-	-	-	-	-	-	-
Apparel made in knitting mills.....			12/03	-	-	-	-	-	-	-	-
Textile house furnishings.....	03	82		-	-	-	-	-	-	-	-
Textile house furnishings.....	03	8203	06/83	-	-	-	-	-	-	-	-
Industrial and other fabricated products.....				-	-	-	-	-	-	-	-
Industrial and other fabricated products.....	03	8303		-	-	-	-	-	-	-	-
Miscellaneous textile products/services.....	03	9	06/85	-	-	-	-	-	-	-	-
Miscellaneous textile products/services.....			09/18	-	-	-	-	-	-	-	-
Miscellaneous textile products/services.....			09/18	-	-	-	-	-	-	-	-
Hides and skins, incl. cattle.....	04	1		103.876	104.227	109.341	112.598	116.969	4.9	3.0	3.9
Hides and skins, incl. cattle.....	04	19	06/01	47.557	47.717	50.059	51.550	53.551	4.9	3.0	3.9
Hides, skins, and pelts, made in slaughtering plants.....	04	1901	06/01	47.557	47.717	50.059	51.550	53.551	4.9	3.0	3.9
Leather.....	04	2		196.292	195.950	192.274	200.602	207.761	-1.9	4.3	3.6
Finished and unfinished leather.....	04	27	12/97	107.608	107.420	105.405	109.970	113.895	-1.9	4.3	3.6
Finished and unfinished leather.....	04	2701	12/97	107.608	107.420	105.405	109.970	113.895	-1.9	4.3	3.6
Footwear.....	04	3		248.610	250.696	249.253	250.419	250.306	-0.6	0.5	0.0
Men's nonathletic footwear.....	04	31		288.871	292.630	290.103	292.374	292.435	-0.9	0.8	0.0
Men's footwear (size 6 and larger), excluding athletic.....	04	3105	12/93	201.462	204.063	202.307	203.909	203.944	-0.9	0.8	0.0
Women's nonathletic footwear.....	04	32		-	-	-	-	-	-	-	-
Women's footwear (size 4 and larger), excluding athletic.....	04	3205	12/93	-	-	-	-	-	-	-	-
Other footwear including slippers.....	04	39	12/02	-	-	-	-	-	-	-	-
Other footwear, excluding rubber and plastic soled footwear.....	04	3901	12/02	-	-	-	-	-	-	-	-
Other leather and related products.....	04	4		-	-	-	-	-	-	-	-
Luggage and small leather goods.....	04	41		-	-	-	-	-	-	-	-
Luggage and small leather goods.....	04	4101		-	-	-	-	-	-	-	-
Leather and leather-like goods, n.e.c.....	04	45	06/85	-	-	-	-	-	-	-	-
Leather and leather-like goods, n.e.c.....	04	4501	06/85	-	-	-	-	-	-	-	-
Coal.....	05	1		288.935	291.332	279.698	291.519	296.224	-4.0	4.2	1.6
Coal.....	05	13		288.935	291.332	279.698	291.519	296.224	-4.0	4.2	1.6
Coal.....	05	1301		288.935	291.332	279.698	291.519	296.224	-4.0	4.2	1.6
Gas fuels.....				-	-	-	-	-	-	-	-
Natural gas.....				-	-	-	-	-	-	-	-
Natural gas.....				-	-	-	-	-	-	-	-
Liquefied petroleum gas.....	05	32		-	-	-	-	-	-	-	-
Liquefied petroleum gas.....				-	-	-	-	-	-	-	-
Electric power.....	05	4		266.897	267.467	263.488	262.100	265.151	-1.5	-0.5	1.2
Residential electric power.....	05	41	12/90	222.601	224.200	221.871	221.455	223.201	-1.0	-0.2	0.8
Residential electric power.....	05	4121	12/90	222.601	224.200	221.871	221.455	223.201	-1.0	-0.2	0.8
Commercial electric power.....	05	42		251.599	255.896	249.127	248.767	253.217	-2.6	-0.1	1.8
Commercial electric power.....	05	4221	12/90	220.235	223.996	218.069	217.741	221.627	-2.6	-0.2	1.8
Industrial electric power.....	05	43		311.451	299.408	298.027	293.090	297.554	-0.5	-1.7	1.5
Industrial electric power.....	05	4321	12/90	261.902	251.753	250.609	246.445	250.201	-0.5	-1.7	1.5
Transportation electric power.....	05	46	12/10	130.345	125.405	124.683	124.862	126.940	-0.6	0.1	1.7
Transportation electric power.....	05	4621	12/10	130.345	125.405	124.683	124.862	126.940	-0.6	0.1	1.7
Utility natural gas.....	05	5	12/90	333.189	314.322	291.512	275.721	258.964	-7.3	-5.4	-6.1
Residential natural gas.....	05	51	12/90	340.319	310.973	288.362	273.811	269.424	-7.3	-5.0	-1.6
Residential natural gas.....	05	5121	12/90	340.319	310.973	288.362	273.811	269.424	-7.3	-5.0	-1.6

See footnotes at end of table.

Table 8. Producer price indexes and percentage changes for selected commodity and service groupings and individual items, seasonally adjusted — Continued
 [May 2023, Index base 1982=100, unless otherwise indicated]

Title	Commodity code		Other index base	Seasonally adjusted index ¹					Seasonally adjusted 1-month percent change ¹		
	Group code	Item code		Jan. 2023	Feb. 2023 ^P	Mar. 2023 ^P	Apr. 2023 ^P	May 2023 ^P	Feb. to Mar. ^P	Mar. to Apr. ^P	Apr. to May ^P
Commercial natural gas.....	05	52	12/90	354.037	315.202	284.207	266.481	249.299	-9.8	-6.2	-6.4
Commercial natural gas.....	05	5221	12/90	354.037	315.202	284.207	266.481	249.299	-9.8	-6.2	-6.4
Industrial natural gas.....	05	53	12/90	279.924	251.151	233.526	219.101	204.334	-7.0	-6.2	-6.7
Industrial natural gas.....	05	5321	12/90	279.924	251.151	233.526	219.101	204.334	-7.0	-6.2	-6.7
Natural gas to electric power.....	05	54	12/90	275.404	279.784	262.417	248.164	220.234	-6.2	-5.4	-11.3
Natural gas to electric power.....	05	5421	12/90	275.404	279.784	262.417	248.164	220.234	-6.2	-5.4	-11.3
Crude petroleum (domestic production).....	05	6		-	-	-	-	-	-	-	-
Crude petroleum (domestic production).....	05	61		-	-	-	-	-	-	-	-
Crude petroleum (domestic production).....	05	6101		-	-	-	-	-	-	-	-
Petroleum products, refined.....	05	7		331.945	327.598	301.544	305.258	267.556	-8.0	1.2	-12.4
Gasoline.....	05	71		276.183	283.811	250.947	272.444	234.826	-11.6	8.6	-13.8
Unleaded premium gasoline.....	05	7103		307.119	310.116	275.598	300.398	265.172	-11.1	9.0	-11.7
Unleaded regular gasoline.....	05	7104		270.169	278.449	245.032	266.221	227.648	-12.0	8.6	-14.5
Unleaded mid-premium gasoline.....	05	7105	12/87	462.010	483.647	410.872	459.784	385.972	-15.0	11.9	-16.1
Kerosene and jet fuels.....	05	72		-	-	-	-	-	-	-	-
Kerosene.....	05	7202		-	-	-	-	-	-	-	-
Jet fuel.....	05	7203		-	-	-	-	-	-	-	-
Light fuel oils.....	05	73		438.934	415.124	389.506	374.856	323.644	-6.2	-3.8	-13.7
Home heating oil and distillates.....	05	7302		330.867	272.217	261.091	246.506	213.594	-4.1	-5.6	-13.4
No. 2 diesel fuel.....	05	7303		466.049	444.463	416.519	401.285	346.393	-6.3	-3.7	-13.7
Residual fuels (heavy fuel oils, incl. #5, #6, & other residual fuels).....	05	74		-	-	-	-	-	-	-	-
Residual fuels (heavy fuel oils, incl. #5, #6, & other residual fuels).....	05	7407	06/85	-	-	-	-	-	-	-	-
Finished lubricants.....				-	-	-	-	-	-	-	-
Lubricating and similar oils.....	05	7604	06/85	-	-	-	-	-	-	-	-
Lubricating oil base stocks.....			06/09	-	-	-	-	-	-	-	-
Lubricating oil base stocks.....			06/09	-	-	-	-	-	-	-	-
Asphalt and other petroleum and coal products, n.e.c.....	05	8	12/84	453.006	436.610	497.730	368.725	330.072	14.0	-25.9	-10.5
Asphalt and other petroleum and coal products, n.e.c.....	05	81	12/84	453.006	436.610	497.730	368.725	330.072	14.0	-25.9	-10.5
Asphalt.....	05	8102	06/85	225.575	218.923	226.108	255.698	280.121	3.3	13.1	9.6
Other petroleum and coal products, including coke oven products, n.e.c.....			12/84	-	-	-	-	-	-	-	-
Industrial chemicals.....	06	1		338.053	339.559	328.499	327.823	321.602	-3.3	-0.2	-1.9
Basic inorganic chemicals.....	06	13		-	-	-	-	-	-	-	-
Inorganic chemicals, other than alkalis and chlorine.....	06	1302		-	-	-	-	-	-	-	-
Alkalis and chlorine, including natural sodium carbonate and sulfate.....	06	1303		-	-	-	-	-	-	-	-
Basic organic chemicals.....	06	14		329.780	331.738	318.790	319.154	312.587	-3.9	0.1	-2.1
Primary basic organic chemicals.....				-	-	-	-	-	-	-	-
Cyclic intermediate chemicals and dyes.....				-	-	-	-	-	-	-	-
Other basic organics.....	06	1403		321.606	316.452	313.609	310.792	308.988	-0.9	-0.9	-0.6
Paints and allied products.....	06	2		-	-	-	-	-	-	-	-
Prepared paint.....	06	21		-	-	-	-	-	-	-	-
Architectural coatings.....	06	2101		-	-	-	-	-	-	-	-
OEM finishes excluding marine coatings.....			06/83	-	-	-	-	-	-	-	-
Special purpose coatings, incl. marine, industrial & construction coatings.....	06	2103	06/83	-	-	-	-	-	-	-	-
Paint materials.....	06	22		-	-	-	-	-	-	-	-
Paint colors.....				-	-	-	-	-	-	-	-
Kaolin and ball clay.....	06	2204		-	-	-	-	-	-	-	-
Allied and miscellaneous paint products.....	06	23	06/83	-	-	-	-	-	-	-	-
Allied and miscellaneous paint products.....	06	2301	06/83	-	-	-	-	-	-	-	-
Drugs and pharmaceuticals.....	06	3		655.617	658.684	659.604	661.007	660.776	0.1	0.2	0.0
Medicinal and botanical chemicals, drugs, and other products.....	06	31		-	-	-	-	-	-	-	-
Medicinal and botanical chemicals, drugs, and other products.....			06/82	-	-	-	-	-	-	-	-
Veterinary pharmaceutical preparations.....				-	-	-	-	-	-	-	-
Pharmaceuticals for veterinary use.....			12/87	-	-	-	-	-	-	-	-
Biological products, including diagnostics.....	06	37		318.732	321.075	322.275	322.968	322.201	0.4	0.2	-0.2
Biological products, excluding diagnostic, for veterinary, industrial, and all other misc. uses.....	06	3717	12/04	-	-	-	-	-	-	-	-
Diagnostics.....			06/09	-	-	-	-	-	-	-	-
Biological products, excluding diagnostic, for human use.....	06	3719	06/09	152.354	152.446	152.685	152.975	153.533	0.2	0.2	0.4
Pharmaceutical preparations.....	06	38	06/01	286.013	287.266	287.347	287.996	288.118	0.0	0.2	0.0
Pharmaceuticals affecting neoplasms, the endocrine system, & metabolic diseases.....	06	3801	06/01	312.034	311.895	312.380	312.893	313.214	0.2	0.2	0.1
Pharmaceuticals acting on the central nervous system and the sense organs.....	06	3802	06/01	336.130	340.453	339.841	341.640	341.249	-0.2	0.5	-0.1
Pharmaceuticals acting on the cardiovascular system.....	06	3803	06/01	440.335	442.113	443.375	444.330	445.058	0.3	0.2	0.2
Pharmaceuticals acting on the respiratory system.....	06	3804	06/01	228.886	228.947	229.398	230.096	230.440	0.2	0.3	0.1
Pharmaceuticals acting on the digestive or the genito-urinary systems.....			06/01	-	-	-	-	-	-	-	-
Pharmaceuticals acting on the skin.....			06/01	-	-	-	-	-	-	-	-

See footnotes at end of table.

Table 8. Producer price indexes and percentage changes for selected commodity and service groupings and individual items, seasonally adjusted — Continued
 [May 2023, Index base 1982=100, unless otherwise indicated]

Title	Commodity code		Other index base	Seasonally adjusted index ¹					Seasonally adjusted 1-month percent change ¹		
	Group code	Item code		Jan. 2023	Feb. 2023 ^P	Mar. 2023 ^P	Apr. 2023 ^P	May 2023 ^P	Feb. to Mar. ^P	Mar. to Apr. ^P	Apr. to May ^P
Vitamin, nutrient, and hematonic preparations.....			06/01	-	-	-	-	-	-	-	-
Pharmaceuticals affecting parasitic and infective diseases.....	06	3808	06/01	-	-	-	-	-	-	-	-
Fats and oils, inedible.....	06	4		-	-	-	-	-	-	-	-
Fats and oils, inedible.....	06	41		-	-	-	-	-	-	-	-
Fats and oils, inedible.....	06	4101		-	-	-	-	-	-	-	-
Agricultural chemicals and chemical products.....	06	5		346.709	335.733	322.117	313.251	304.554	-4.1	-2.8	-2.8
Mixed fertilizers.....	06	51		-	-	-	-	-	-	-	-
Mixed fertilizers.....	06	5105	06/86	-	-	-	-	-	-	-	-
Fertilizer materials.....	06	52		408.806	375.663	346.677	334.484	313.850	-7.7	-3.5	-6.2
Nitrogenates.....	06	5201		517.850	455.313	410.234	373.317	343.462	-9.9	-9.0	-8.0
Phosphates.....	06	5202		334.497	326.013	309.657	315.912	300.969	-5.0	2.0	-4.7
Other agricultural chemicals.....	06	53		-	-	-	-	-	-	-	-
Other agricultural chemicals.....	06	5301		-	-	-	-	-	-	-	-
Plastic resins and materials.....	06	6		281.066	284.961	285.565	292.066	290.063	0.2	2.3	-0.7
Thermoplastic resins and plastics materials.....	06	62		279.932	284.925	285.555	292.771	290.095	0.2	2.5	-0.9
Thermoplastic resins and plastics materials.....	06	6212	12/03	194.523	197.993	198.431	203.445	201.586	0.2	2.5	-0.9
Thermosetting resins and plastics materials.....	06	63		-	-	-	-	-	-	-	-
Thermosetting resins and plastics materials.....			12/98	-	-	-	-	-	-	-	-
Other chemicals and allied products.....	06	7		-	-	-	-	-	-	-	-
Soaps and detergents.....				-	-	-	-	-	-	-	-
Soaps and other detergents.....			06/83	-	-	-	-	-	-	-	-
Polish and other sanitation goods.....			06/83	-	-	-	-	-	-	-	-
Polish and other sanitation goods.....			06/83	-	-	-	-	-	-	-	-
Cosmetics and other toilet preparations.....	06	75		-	-	-	-	-	-	-	-
Shaving preparations.....	06	7502		-	-	-	-	-	-	-	-
Perfumes, toilet waters, and colognes.....	06	7503		-	-	-	-	-	-	-	-
Hair preparations (including shampoos).....	06	7504		-	-	-	-	-	-	-	-
Toothpastes, denture cleaners, and mouthwashes.....				-	-	-	-	-	-	-	-
Creams, lotions, and oils, excluding shaving, hair, and deodorant.....			06/99	-	-	-	-	-	-	-	-
Other cosmetics and toilet preparations.....			06/99	-	-	-	-	-	-	-	-
Misc. chemical prod. and preparations.....	06	79		-	-	-	-	-	-	-	-
Explosives and blasting accessories.....	06	7902		275.262	285.250	283.321	281.361	279.444	-0.7	-0.7	-0.7
Industrial gases.....				-	-	-	-	-	-	-	-
Adhesives and sealants.....	06	7904	12/83	-	-	-	-	-	-	-	-
Surface active agents.....			12/83	-	-	-	-	-	-	-	-
Gum and wood chemicals, including wood distillation products.....			06/84	-	-	-	-	-	-	-	-
Other miscellaneous chemical products.....	06	7909		-	-	-	-	-	-	-	-
Rubber and rubber products.....	07	1		-	-	-	-	-	-	-	-
Synthetic rubber, inc. styrene-butadiene rubber (SBR) and ethylene propylene.....	07	11		-	-	-	-	-	-	-	-
Synthetic rubber.....	07	1102		-	-	-	-	-	-	-	-
Tires, tubes, tread, & repair materials.....	07	12		-	-	-	-	-	-	-	-
Tires.....				-	-	-	-	-	-	-	-
Tread rubber, tire sundries, and repair materials.....				-	-	-	-	-	-	-	-
Miscellaneous rubber products.....	07	13		-	-	-	-	-	-	-	-
Rubber and plastics footwear, including athletic footwear.....	07	1301		-	-	-	-	-	-	-	-
Rubber and plastic belts and belting.....	07	1303		351.635	352.712	354.069	355.063	353.314	0.4	0.3	-0.5
Rubber and plastics hose.....	07	1304		-	-	-	-	-	-	-	-
Miscellaneous rubber products, n.e.c.....	07	1306	06/83	-	-	-	-	-	-	-	-
Plastic products.....	07	2		-	-	-	-	-	-	-	-
Plastic construction products.....	07	21		-	-	-	-	-	-	-	-
Plastics construction products.....	07	2106		-	-	-	-	-	-	-	-
Unsupported plastic film, sheet and other shapes.....	07	22		-	-	-	-	-	-	-	-
Unsupported plastics film, sheet, and other shapes.....	07	2205	12/82	-	-	-	-	-	-	-	-
Laminated plastic sheets, rods, and tubes.....	07	23		-	-	-	-	-	-	-	-
Laminated plastics plates, sheet (except packaging), and shapes.....	07	2304		-	-	-	-	-	-	-	-
Parts for manufacturing from plastics.....				-	-	-	-	-	-	-	-
Parts for transportation equipment.....				-	-	-	-	-	-	-	-
Other parts and components for manufacturing.....				-	-	-	-	-	-	-	-
Foam components for furniture.....	07	2603	12/82	-	-	-	-	-	-	-	-
Other plastic products.....			12/82	-	-	-	-	-	-	-	-
Other plastics products.....			12/82	-	-	-	-	-	-	-	-
Plastic packaging products.....			12/06	-	-	-	-	-	-	-	-
Plastics packaging products.....			12/06	-	-	-	-	-	-	-	-
Consumer, institutional, and commercial products, n.e.c.....			12/06	-	-	-	-	-	-	-	-
All other consumer, institutional, and commercial products.....			12/06	-	-	-	-	-	-	-	-

See footnotes at end of table.

Table 8. Producer price indexes and percentage changes for selected commodity and service groupings and individual items, seasonally adjusted — Continued
 [May 2023, Index base 1982=100, unless otherwise indicated]

Title	Commodity code		Other index base	Seasonally adjusted index ¹					Seasonally adjusted 1-month percent change ¹		
	Group code	Item code		Jan. 2023	Feb. 2023 ^P	Mar. 2023 ^P	Apr. 2023 ^P	May 2023 ^P	Feb. to Mar. ^P	Mar. to Apr. ^P	Apr. to May ^P
Recyclable plastics.....	07	2C	12/11	90.049	89.070	87.219	86.514	—	-2.1	-0.8	—
Recyclable plastics.....	07	2C01	12/11	90.049	89.070	87.219	86.514	—	-2.1	-0.8	—
Lumber.....	08	1		260.081	256.774	249.265	257.549	253.538	-2.9	3.3	-1.6
Softwood lumber.....	08	11		262.347	259.750	249.234	264.760	256.519	-4.0	6.2	-3.1
Softwood cut stock and dimension.....	08	1105		264.446	265.351	262.865	263.760	248.310	-0.9	0.3	-5.9
Softwood lumber, not edge worked.....	08	1106	12/03	133.661	132.093	126.556	135.717	131.556	-4.2	7.2	-3.1
Softwood lumber, made from purchased lumber.....	08	1107	12/03	257.748	257.270	243.859	245.903	242.965	-5.2	0.8	-1.2
Hardwood lumber.....	08	12		—	—	—	—	—	—	—	—
Hardwood cut stock and dimension.....	08	1203		—	—	—	—	—	—	—	—
Hardwood flooring.....			06/84	—	—	—	—	—	—	—	—
Hardwood lumber, not edge worked.....	08	1205	12/03	—	—	—	—	—	—	—	—
Millwork.....	08	2		363.332	363.196	359.585	355.727	353.529	-1.0	-1.1	-0.6
General millwork.....	08	21		334.298	338.129	335.977	333.607	333.247	-0.6	-0.7	-0.1
General millwork.....	08	2101		334.298	338.129	335.977	333.607	333.247	-0.6	-0.7	-0.1
Prefabricated structural members.....	08	22		—	—	—	—	—	—	—	—
Prefabricated structural members.....	08	2201		—	—	—	—	—	—	—	—
Plywood.....	08	3		—	—	—	—	—	—	—	—
Softwood veneer and plywood.....	08	31		—	—	—	—	—	—	—	—
Softwood veneer and plywood.....				—	—	—	—	—	—	—	—
Hardwood veneer and plywood.....			12/05	—	—	—	—	—	—	—	—
Hardwood veneer and plywood.....			12/05	—	—	—	—	—	—	—	—
Other wood products.....	08	4		221.819	219.434	217.475	217.872	216.981	-0.9	0.2	-0.4
Wood pallets and pallet containers, wood and metal combination.....	08	41		—	—	—	—	—	—	—	—
Wood pallets and pallet containers.....	08	4101		—	—	—	—	—	—	—	—
Wood boxes.....	08	42		—	—	—	—	—	—	—	—
Wood boxes.....	08	4201		—	—	—	—	—	—	—	—
Miscellaneous wood products.....	08	49		143.785	143.918	142.692	144.054	144.475	-0.9	1.0	0.3
Wood ties, siding, shingles, and shakes, and contract sawing of logs owned by others.....			12/03	—	—	—	—	—	—	—	—
Sawn wood fence stock, wood lath, and contract resawing and planing.....			12/03	—	—	—	—	—	—	—	—
All other miscellaneous wood products.....	08	4909	06/84	223.599	223.848	221.365	223.905	224.421	-1.1	1.1	0.2
Logs, bolts, timber, pulpwood and wood chips.....	08	5		—	—	—	—	—	—	—	—
Logs, bolts, timber, pulpwood and wood chips.....	08	51		—	—	—	—	—	—	—	—
Logs, bolts, timber, pulpwood and wood chips.....	08	5105	12/11	—	—	—	—	—	—	—	—
Prefabricated wood buildings & components.....	08	6	12/84	379.226	376.689	374.561	370.934	373.015	-0.6	-1.0	0.6
Prefabricated wood buildings & components.....	08	61	12/84	379.226	376.689	374.561	370.934	373.015	-0.6	-1.0	0.6
Prefabricated wood buildings and components.....	08	6101	12/84	379.226	376.689	374.561	370.934	373.015	-0.6	-1.0	0.6
Treated wood and contract wood preserving.....	08	7	06/85	—	—	—	—	—	—	—	—
Treated wood and contract wood preserving.....	08	71	06/85	—	—	—	—	—	—	—	—
Treated wood.....	08	7101	06/85	—	—	—	—	—	—	—	—
Contract wood preservation.....	08	7102	06/85	—	—	—	—	—	—	—	—
Pulp, paper, and prod., ex. bldg. paper.....	09	1		—	—	—	—	—	—	—	—
Wood pulp.....	09	11		—	—	—	—	—	—	—	—
Wood pulp.....	09	1105	06/06	—	—	—	—	—	—	—	—
Recyclable paper.....	09	12		—	—	—	—	—	—	—	—
News and other low grade recyclable paper.....	09	1201		—	—	—	—	—	—	—	—
Corrugated recyclable paper.....	09	1203		—	—	—	—	—	—	—	—
High grade recyclable paper (including pulp substitutes and deinking).....	09	1207	12/86	—	—	—	—	—	—	—	—
Paper.....	09	13		—	—	—	—	—	—	—	—
Writing and printing papers.....	09	1301		—	—	—	—	—	—	—	—
Newsprint.....				—	—	—	—	—	—	—	—
Packaging and industrial converting paper.....	09	1303		—	—	—	—	—	—	—	—
All other coated and processed papers.....			12/82	—	—	—	—	—	—	—	—
Paperboard.....	09	14		—	—	—	—	—	—	—	—
Corrugated paperboard in sheets and rolls, lined and unlined.....	09	1405		—	—	—	—	—	—	—	—
Paperboard, excluding corrugated paperboard in sheets and rolls.....	09	1411	12/82	—	—	—	—	—	—	—	—
Converted paper and paperboard products.....	09	15		—	—	—	—	—	—	—	—
Sanitary paper products, including stock.....	09	1501		—	—	—	—	—	—	—	—
Paper, plastic, and foil bags.....	09	1502		—	—	—	—	—	—	—	—
Paper boxes and containers.....	09	1503		—	—	—	—	—	—	—	—
Other corrugated and solid fiber products, including containers, pallets, pads, etc.....	09	1504		—	—	—	—	—	—	—	—
Office supplies and accessories.....	09	1506		—	—	—	—	—	—	—	—
Fiber cans, tubes, and similar fiber products.....	09	1507		—	—	—	—	—	—	—	—
Molded pulp goods, including egg cartons, florists pots, food trays, etc.....			06/85	—	—	—	—	—	—	—	—
Miscellaneous converted paper and paperboard products.....	09	1509	12/84	—	—	—	—	—	—	—	—

See footnotes at end of table.

Table 8. Producer price indexes and percentage changes for selected commodity and service groupings and individual items, seasonally adjusted — Continued
 [May 2023, Index base 1982=100, unless otherwise indicated]

Title	Commodity code		Other index base	Seasonally adjusted index ¹					Seasonally adjusted 1-month percent change ¹		
	Group code	Item code		Jan. 2023	Feb. 2023 ^P	Mar. 2023 ^P	Apr. 2023 ^P	May 2023 ^P	Feb. to Mar. ^P	Mar. to Apr. ^P	Apr. to May ^P
Pressure-sensitive products.....			12/82	-	-	-	-	-	-	-	-
Pressure-sensitive products.....			12/82	-	-	-	-	-	-	-	-
Building paper & building board mill prods.....	09	2		-	-	-	-	-	-	-	-
Hardboard, particleboard & fiberboard prods.....	09	22		-	-	-	-	-	-	-	-
Particleboard and fiberboard.....				-	-	-	-	-	-	-	-
Hardboard products.....			06/84	-	-	-	-	-	-	-	-
Publications, printed matter and printing material.....			06/09	-	-	-	-	-	-	-	-
Books printing.....	09	44	12/83	-	-	-	-	-	-	-	-
Books printing.....	09	4401	12/83	-	-	-	-	-	-	-	-
Manifold business forms printing.....			12/83	-	-	-	-	-	-	-	-
Manifold business forms printing.....			12/83	-	-	-	-	-	-	-	-
Commercial printing.....	09	47	06/82	-	-	-	-	-	-	-	-
Magazine and periodical printing.....	09	4701	06/82	-	-	-	-	-	-	-	-
Label and wrapper printing for packaging.....			06/82	-	-	-	-	-	-	-	-
Catalog and directory printing.....	09	4703	06/82	-	-	-	-	-	-	-	-
Advertising printing.....	09	4705	06/82	-	-	-	-	-	-	-	-
Other general job printing.....	09	4706	06/82	-	-	-	-	-	-	-	-
Other commercial printing, incl. screen, engraving, digital, & general job exc. labels/wrappers.....			12/88	-	-	-	-	-	-	-	-
Blankbooks, binders, and bookbinding work.....	09	48	06/85	-	-	-	-	-	-	-	-
Tradebinding and related work.....	09	4802	12/85	-	-	-	-	-	-	-	-
Services for the printing trade.....	09	49	06/85	-	-	-	-	-	-	-	-
Prepress services, including platemaking.....	09	4905	12/03	-	-	-	-	-	-	-	-
Iron and steel.....	10	1		322.505	336.473	336.549	344.313	348.860	0.0	2.3	1.3
Iron ores.....	10	11		-	-	-	-	-	-	-	-
Iron ores.....	10	1105	12/97	-	-	-	-	-	-	-	-
Iron and steel scrap.....	10	12		521.194	578.825	609.129	634.033	583.562	5.2	4.1	-8.0
Carbon steel scrap.....	10	1211	12/86	470.794	529.243	566.214	597.254	538.372	7.0	5.5	-9.9
Stainless and other alloy steel scrap.....	10	1212	12/86	-	-	-	-	-	-	-	-
Cast iron scrap.....	10	1213	12/86	309.725	326.859	325.943	322.335	299.750	-0.3	-1.1	-7.0
Other ferrous scrap.....	10	1215	06/06	-	-	-	-	-	-	-	-
Foundry and forge shop products.....	10	15		-	-	-	-	-	-	-	-
Pressure and soil pipe & fittings, cast iron.....	10	1502		-	-	-	-	-	-	-	-
Other gray and ductile iron castings.....	10	1504		-	-	-	-	-	-	-	-
Steel investment castings.....	10	1506		-	-	-	-	-	-	-	-
Carbon steel castings, except investment.....	10	1507		-	-	-	-	-	-	-	-
High alloy steel castings, excluding investment.....	10	1508		-	-	-	-	-	-	-	-
Other alloy steel castings, except investment.....	10	1509		-	-	-	-	-	-	-	-
Other forge shop products.....	10	1513	06/82	-	-	-	-	-	-	-	-
Steel mill products.....	10	17		-	-	-	-	-	-	-	-
Semifinished steel mill products.....	10	1702	06/82	442.483	439.144	443.051	446.124	440.241	0.9	0.7	-1.3
Hot rolled steel bars, plates, and structural shapes.....	10	1704	06/82	298.710	298.577	293.484	296.146	299.934	-1.7	0.9	1.3
Steel wire.....	10	1705	06/82	-	-	-	-	-	-	-	-
Steel pipe and tube.....	10	1706	06/82	-	-	-	-	-	-	-	-
Cold rolled steel sheet and strip.....	10	1707	06/82	-	-	-	-	-	-	-	-
Cold finished steel bars and bar shapes.....	10	1708	06/82	-	-	-	-	-	-	-	-
Electrometallurgical ferroalloy products.....	10	1712	12/17	154.314	142.651	139.847	137.104	140.247	-2.0	-2.0	2.3
Nonferrous metals.....	10	2		339.468	335.046	334.075	333.328	333.114	-0.3	-0.2	-0.1
Nonferrous metal ores.....			12/83	-	-	-	-	-	-	-	-
Other metal ores.....			12/03	-	-	-	-	-	-	-	-
Primary nonferrous metals.....	10	22		-	-	-	-	-	-	-	-
Primary nonferrous metals.....				-	-	-	-	-	-	-	-
Nonferrous scrap.....	10	23		481.035	465.003	452.975	450.999	459.985	-2.6	-0.4	2.0
Copper base scrap.....	10	2301		-	-	-	-	-	-	-	-
Aluminum base scrap.....	10	2302		252.153	247.793	236.645	233.250	242.498	-4.5	-1.4	4.0
Other nonferrous scrap (including lead, zinc and precious metals).....	10	2303		-	-	-	-	-	-	-	-
Secondary nonferrous metals.....	10	24		-	-	-	-	-	-	-	-
Secondary aluminum.....	10	2402		-	-	-	-	-	-	-	-
Secondary copper, alloyed and unalloyed.....	10	2403		-	-	-	-	-	-	-	-
Secondary precious metals.....				-	-	-	-	-	-	-	-
All other miscellaneous secondary nonferrous metals, including lead and zinc.....			06/11	-	-	-	-	-	-	-	-
Nonferrous mill shapes.....	10	25		-	-	-	-	-	-	-	-
Aluminum mill shapes.....				-	-	-	-	-	-	-	-
Copper and brass mill shapes.....	10	2502		-	-	-	-	-	-	-	-
Nickel and nickel-base alloy mill shapes.....	10	2504		-	-	-	-	-	-	-	-
Titanium and titanium-base alloy mill shapes.....				-	-	-	-	-	-	-	-

See footnotes at end of table.

Table 8. Producer price indexes and percentage changes for selected commodity and service groupings and individual items, seasonally adjusted — Continued
 [May 2023, Index base 1982=100, unless otherwise indicated]

Title	Commodity code		Other index base	Seasonally adjusted index ¹					Seasonally adjusted 1-month percent change ¹		
	Group code	Item code		Jan. 2023	Feb. 2023 ^P	Mar. 2023 ^P	Apr. 2023 ^P	May 2023 ^P	Feb. to Mar. ^P	Mar. to Apr. ^P	Apr. to May ^P
Other nonferrous mill shapes.....				-	-	-	-	-	-	-	-
Nonferrous wire and cable.....	10	26		-	-	-	-	-	-	-	-
Nonferrous wire and cable.....			12/82	-	-	-	-	-	-	-	-
Nonferrous forge shop products.....	10	27	12/83	203.466	210.408	211.035	210.546	211.831	0.3	-0.2	0.6
Nonferrous forge shop products.....			12/83	203.466	210.408	211.035	210.546	211.831	0.3	-0.2	0.6
Nonferrous foundry shop products.....	10	28		272.787	274.836	273.980	272.804	272.396	-0.3	-0.4	-0.1
Aluminum castings.....	10	2802		231.533	232.987	232.462	231.343	231.772	-0.2	-0.5	0.2
Castings, nonferrous (except aluminum).....			12/11	-	-	-	-	-	-	-	-
Metal containers.....	10	3		-	-	-	-	-	-	-	-
Metal cans and can components.....	10	31		-	-	-	-	-	-	-	-
Steel cans and tinware end products.....	10	3102		-	-	-	-	-	-	-	-
Aluminum cans and can components.....	10	3103		-	-	-	-	-	-	-	-
Barrels, drums, pails and other metal containers.....	10	32		-	-	-	-	-	-	-	-
Barrels, drums, pails and other metal containers.....	10	3201		-	-	-	-	-	-	-	-
Hardware.....	10	4		-	-	-	-	-	-	-	-
Hardware, n.e.c.....	10	41		-	-	-	-	-	-	-	-
Builders' hardware.....	10	4101		-	-	-	-	-	-	-	-
Transportation equipment hardware.....				-	-	-	-	-	-	-	-
Furniture hardware.....				-	-	-	-	-	-	-	-
Other miscellaneous hardware.....			06/85	-	-	-	-	-	-	-	-
Hand and edge tools.....	10	42		-	-	-	-	-	-	-	-
Hand and edge tools.....	10	4201		-	-	-	-	-	-	-	-
Plumbing fixtures and fittings.....	10	5		334.461	331.622	332.822	330.664	333.262	0.4	-0.6	0.8
Plumbing fixture fittings and trim.....	10	54		394.519	388.328	389.582	392.393	393.335	0.3	0.7	0.2
Plumbing fixtures, fittings, and trim.....	10	5402		395.270	388.296	389.318	392.155	393.115	0.3	0.7	0.2
Enameled iron & metal sanitary ware.....	10	56	12/86	-	-	-	-	-	-	-	-
Enameled iron and metal sanitary ware.....	10	5601	12/86	-	-	-	-	-	-	-	-
Heating equipment.....	10	6		-	-	-	-	-	-	-	-
Steam and hot water equipment.....	10	61		-	-	-	-	-	-	-	-
Steam and hot water equipment.....	10	6101		-	-	-	-	-	-	-	-
Furnaces and heaters, including parts.....	10	62		-	-	-	-	-	-	-	-
Furnaces and heaters, including parts.....	10	6201		-	-	-	-	-	-	-	-
Other heating equipment, non-electric, including parts.....	10	63		358.411	362.049	363.940	366.204	368.209	0.5	0.6	0.5
Other heating equipment, non-electric, including parts.....	10	6301		358.411	362.049	363.940	366.204	368.209	0.5	0.6	0.5
Domestic heating stoves.....	10	64		-	-	-	-	-	-	-	-
Domestic heating stoves.....	10	6401		-	-	-	-	-	-	-	-
Domestic water heaters.....	10	66		-	-	-	-	-	-	-	-
Domestic water heaters.....	10	6601		-	-	-	-	-	-	-	-
Fabricated structural metal products.....	10	7		366.021	364.752	366.112	366.274	364.509	0.4	0.0	-0.5
Metal doors, sash, and trim.....	10	71		-	-	-	-	-	-	-	-
Metal doors and frames (except storm).....	10	7102	06/83	-	-	-	-	-	-	-	-
Metal windows (except storm sash).....			06/83	-	-	-	-	-	-	-	-
Metal molding and trim and store fronts.....			06/83	-	-	-	-	-	-	-	-
Metal combination screen, storm sash, and storm doors.....			06/83	-	-	-	-	-	-	-	-
Metal window and door screens (except combination screens) and metal weather strip.....			05/16	-	-	-	-	-	-	-	-
Metal tanks.....	10	72		-	-	-	-	-	-	-	-
Metal tanks.....	10	7201		-	-	-	-	-	-	-	-
Sheet metal products.....	10	73		-	-	-	-	-	-	-	-
Sheet metal products.....	10	7301		-	-	-	-	-	-	-	-
Structural, architectural, and pre-engineered metal products.....	10	74		365.636	364.028	365.962	365.833	363.573	0.5	0.0	-0.6
Fabricated structural metal.....	10	7405		367.826	368.302	370.733	367.311	365.398	0.7	-0.9	-0.5
Custom roll form products.....	10	7407		-	-	-	-	-	-	-	-
Ornamental and architectural metal work.....			12/83	-	-	-	-	-	-	-	-
Fabricated metal pipe, tube, and fittings.....			12/11	-	-	-	-	-	-	-	-
Heat exchangers and steam condensers.....				-	-	-	-	-	-	-	-
Heat exchangers and steam condensers.....	10	7501		-	-	-	-	-	-	-	-
Fabricated steel plate.....	10	76		-	-	-	-	-	-	-	-
Fabricated steel plate.....	10	7601		-	-	-	-	-	-	-	-
Prefabricated metal buildings.....	10	79		-	-	-	-	-	-	-	-
Prefabricated metal building systems (excl. farm service bldgs, residential bldgs, and parts).....	10	7901		-	-	-	-	-	-	-	-
Farm service buildings and other prefabricated and portable buildings, steel and aluminum.....	10	7902		-	-	-	-	-	-	-	-
Panels, parts, and sections for prefabricated buildings, steel and aluminum.....				-	-	-	-	-	-	-	-
Miscellaneous metal products.....	10	8		-	-	-	-	-	-	-	-

See footnotes at end of table.

Table 8. Producer price indexes and percentage changes for selected commodity and service groupings and individual items, seasonally adjusted — Continued
 [May 2023, Index base 1982=100, unless otherwise indicated]

Title	Commodity code		Other index base	Seasonally adjusted index ¹					Seasonally adjusted 1-month percent change ¹		
	Group code	Item code		Jan. 2023	Feb. 2023 ^P	Mar. 2023 ^P	Apr. 2023 ^P	May 2023 ^P	Feb. to Mar. ^P	Mar. to Apr. ^P	Apr. to May ^P
Bolts, nuts, screws, rivets, and washers.....	10	81		-	-	-	-	-	-	-	-
Externally threaded fasteners, except aircraft types.....			06/82	-	-	-	-	-	-	-	-
Internally threaded fasteners, except aircraft types.....			06/82	-	-	-	-	-	-	-	-
Nonthreaded metal fasteners, except aircraft types.....			06/82	-	-	-	-	-	-	-	-
Aircraft fasteners, except plastics (including aerospace).....			06/82	-	-	-	-	-	-	-	-
Formed products, except fasteners, made by cold-, warm-, or hot-heading processes.....			06/82	-	-	-	-	-	-	-	-
Lighting fixtures.....	10	83		-	-	-	-	-	-	-	-
Residential electric lighting fixtures, except portable.....				-	-	-	-	-	-	-	-
Commercial, institutional and industrial electric lighting fixtures.....	10	8303		-	-	-	-	-	-	-	-
Other lighting equipment.....	10	8305		-	-	-	-	-	-	-	-
Ammunition, except for small arms.....			12/85	-	-	-	-	-	-	-	-
Ammunition, except for small arms.....			12/85	-	-	-	-	-	-	-	-
Ordnance and ordnance accessories, n.e.c.....			12/85	-	-	-	-	-	-	-	-
Ordnance and ordnance accessories, n.e.c.....			12/85	-	-	-	-	-	-	-	-
Fabricated ferrous wire products.....	10	88		-	-	-	-	-	-	-	-
Ferrous wire rope, cable, forms and strand.....			06/82	-	-	-	-	-	-	-	-
Ferrous wire cloth, other woven wire products.....	10	8807		-	-	-	-	-	-	-	-
Other fabricated ferrous wire products.....	10	8809		-	-	-	-	-	-	-	-
Steel nails, staples, tacks, spikes and brads.....			06/09	-	-	-	-	-	-	-	-
Other miscellaneous metal products.....	10	89		-	-	-	-	-	-	-	-
Wire springs.....				-	-	-	-	-	-	-	-
Other metal products.....	10	8905		-	-	-	-	-	-	-	-
Metal stampings n.e.c.....			06/84	-	-	-	-	-	-	-	-
Metal foil and leaf.....			12/84	-	-	-	-	-	-	-	-
Heavy gauge springs.....	10	8909		-	-	-	-	-	-	-	-
Agricultural machinery and equipment.....	11	1		314.385	313.663	314.589	315.202	316.205	0.3	0.2	0.3
Agricultural machinery and equipment.....	11	14	12/02	196.781	196.335	196.964	197.357	197.954	0.3	0.2	0.3
Commercial turf and grounds care equipment, including parts and attachments.....	11	1401	12/02	-	-	-	-	-	-	-	-
Farm plows, harrows, rollers, pulverizers, etc., and attachments.....			12/02	-	-	-	-	-	-	-	-
Farm dairy equipment, sprayers and dusters, farm blowers, and attachments.....			12/02	-	-	-	-	-	-	-	-
Planting, seeding, and fertilizing machinery and attachments.....	11	1405	12/02	-	-	-	-	-	-	-	-
Harvesting machinery (except hay and straw) and attachments.....	11	1406	12/82	-	-	-	-	-	-	-	-
Haying machinery and attachments.....	11	1407	12/82	312.578	313.342	314.171	316.156	317.347	0.3	0.6	0.4
All other farm machinery and equipment, excluding parts, including attachments.....			12/02	-	-	-	-	-	-	-	-
Parts for farm machinery, for sale separately.....			12/02	-	-	-	-	-	-	-	-
Construction machinery and equipment.....	11	2		-	-	-	-	-	-	-	-
Tractors and attachments, ex. parts.....			12/99	-	-	-	-	-	-	-	-
Construction machinery for mounting (excluding parts, winches, snow clearing attachments).....			12/99	-	-	-	-	-	-	-	-
Tractor shovel loaders (skid steer, wheel, crawler, and integral design backhoes).....	11	2A04		-	-	-	-	-	-	-	-
Construction wheel and crawler tractors, dozers, self-propelled log skidders, etc.....			12/03	-	-	-	-	-	-	-	-
Power cranes, draglines, & shovels (excavators) (incl. surface mining equipment) (excl. parts).....	11	2B	12/99	-	-	-	-	-	-	-	-
Power cranes, draglines, & shovels (excavators) (incl. surface mining equip.) (excluding parts).....	11	2B05	12/99	-	-	-	-	-	-	-	-
Mixers, pavers, and related equipment (excluding parts).....	11	2C		-	-	-	-	-	-	-	-
Mixers, pavers, and related equipment (excluding parts).....	11	2C01		-	-	-	-	-	-	-	-
Off-highway, equipment, ex. parts.....			12/99	-	-	-	-	-	-	-	-
Off-highway trucks, haulers, truck-type tractor chassis, trailers, etc. (excluding parts).....	11	2D02	12/03	-	-	-	-	-	-	-	-
Graders, rollers & compactors, rough-terrain forklifts, scrapers, trenchers, etc. (excl. parts).....			12/03	-	-	-	-	-	-	-	-
Misc. construction machinery and equipment.....	11	2J	12/05	-	-	-	-	-	-	-	-
Winches, aerial work platforms, and automotive wrecker hoists, including parts and attachments.....			12/05	-	-	-	-	-	-	-	-
Other construction machinery and equipment (excluding parts).....	11	2J03	12/03	-	-	-	-	-	-	-	-
Parts for construction machinery and equipment, sold separately.....			12/99	-	-	-	-	-	-	-	-
Parts for construction machinery and equipment, sold separately.....			12/99	-	-	-	-	-	-	-	-
Metalworking machinery and equipment.....	11	3		235.394	235.496	236.062	236.912	238.057	0.2	0.4	0.5
Power-driven handtools, including parts and attachments.....	11	32		221.175	222.058	222.896	222.107	236.576	0.4	-0.4	6.5
Power-driven handtools, including parts and attachments.....	11	3211	12/04	150.618	151.267	151.841	151.341	161.220	0.4	-0.3	6.5
Welding machines and equipment.....	11	33		390.893	390.927	391.202	396.803	395.664	0.1	1.4	-0.3
Arc welding machines, components, and accessories, excluding electrodes and stud welding equip.....	11	3301		420.411	420.419	423.128	430.809	430.675	0.6	1.8	0.0
Resistance welders, components, accessories, and electrodes.....				-	-	-	-	-	-	-	-

See footnotes at end of table.

Table 8. Producer price indexes and percentage changes for selected commodity and service groupings and individual items, seasonally adjusted — Continued
 [May 2023, Index base 1982=100, unless otherwise indicated]

Title	Commodity code		Other index base	Seasonally adjusted index ¹					Seasonally adjusted 1-month percent change ¹		
	Group code	Item code		Jan. 2023	Feb. 2023 ^P	Mar. 2023 ^P	Apr. 2023 ^P	May 2023 ^P	Feb. to Mar. ^P	Mar. to Apr. ^P	Apr. to May ^P
Gas welding and cutting equipment, parts, attachments, and accessories. . .	11	3304		-	-	-	-	-	-	-	-
Other welding equipment, components, and accessories (excluding arc, resistance, and gas)			12/00	-	-	-	-	-	-	-	-
Industrial process furnaces and ovens.	11	34		-	-	-	-	-	-	-	-
Industrial process furnaces and ovens, except parts and attachments.	11	3407	12/04	-	-	-	-	-	-	-	-
Parts and attachments for industrial process furnaces and ovens.			06/11	-	-	-	-	-	-	-	-
Cutting tools and accessories.	11	35		-	-	-	-	-	-	-	-
Small cutting tools.	11	3501		-	-	-	-	-	-	-	-
Other machine tool attachments and accessories.	11	3505	06/83	264.062	266.361	266.776	266.989	267.726	0.2	0.1	0.3
Abrasive products.	11	36		-	-	-	-	-	-	-	-
Nonmetallic sized grains, powders, and flour abrasives (incl. graded only)				-	-	-	-	-	-	-	-
Nonmetallic abrasive products (including diamond abrasives)	11	3603		-	-	-	-	-	-	-	-
Nonmetallic coated abrasive products and buffing wheels, polishing wheels, and laps.	11	3605		-	-	-	-	-	-	-	-
Metal cutting machine tools.	11	37		-	-	-	-	-	-	-	-
Other metal-cutting machine tools.			12/09	-	-	-	-	-	-	-	-
Metal machining centers.			12/09	-	-	-	-	-	-	-	-
Rebuilt metal-cutting machine tools and parts for metal-cutting machine tools.			12/02	-	-	-	-	-	-	-	-
Metal forming machine tools.	11	38		268.207	268.001	268.350	268.581	273.083	0.1	0.1	1.7
Metal-forming machine tools (except rebuilt and parts)	11	3826	12/09	134.672	134.555	134.760	134.926	136.054	0.2	0.1	0.8
Rebuilt metal-forming machine tools and parts for metal-forming machine tools.			12/02	-	-	-	-	-	-	-	-
Tools, dies, jigs, fixtures & ind. molds.				-	-	-	-	-	-	-	-
Special tools, dies, jigs, and fixtures.				-	-	-	-	-	-	-	-
Industrial molds and mold boxes.				-	-	-	-	-	-	-	-
Metalworking machinery n. e. c.			06/83	-	-	-	-	-	-	-	-
Other metalworking machinery.	11	3A02	06/83	-	-	-	-	-	-	-	-
General purpose machinery and equipment.	11	4		320.246	321.056	323.106	326.034	327.918	0.6	0.9	0.6
Pumps, compressors, and equipment.	11	41		345.310	345.018	346.547	346.519	352.199	0.4	0.0	1.6
Industrial pumps, except hydraulic fluid power pumps.	11	4102		347.798	348.173	348.604	348.486	370.314	0.1	0.0	6.3
Parts and attachments for air and gas compressors and vacuum pumps.	11	4107	06/84	-	-	-	-	-	-	-	-
Domestic water systems.	11	4113	12/03	-	-	-	-	-	-	-	-
Air and gas compressors and vacuum pumps.	11	4115	06/05	-	-	-	-	-	-	-	-
Other pumps, including parts and attachments.	11	4119	12/83	-	-	-	-	-	-	-	-
Elevators, escalators, and other lifts.	11	42		-	-	-	-	-	-	-	-
Elevators and moving stairways.				-	-	-	-	-	-	-	-
Parts and attachments for elevators and moving stairs (sold separately)	11	4202		-	-	-	-	-	-	-	-
Fluid power equipment.	11	43		332.794	334.902	336.108	358.035	357.673	0.4	6.5	-0.1
Fluid power pumps and parts.	11	4301		281.323	288.343	288.689	288.718	288.156	0.1	0.0	-0.2
Fluid power valves.	11	4302		-	-	-	-	-	-	-	-
Fluid power cylinders, actuators, accumulators, cushions, & parts.	11	4303		-	-	-	-	-	-	-	-
Fluid power hose and tube fittings.				-	-	-	-	-	-	-	-
Parts for fluid power valves.	11	4305	06/91	-	-	-	-	-	-	-	-
Industrial material handling equipment.	11	44		-	-	-	-	-	-	-	-
Conveying equipment, except parts and accessories.	11	4402		-	-	-	-	-	-	-	-
Industrial trucks, trailers, and stackers.	11	4403		-	-	-	-	-	-	-	-
Hoists, overhead cranes, and monorail systems.	11	4404		-	-	-	-	-	-	-	-
Parts and accessories for conveyors and conveying systems.			09/18	-	-	-	-	-	-	-	-
Mechanical power transmission equipment.	11	45		-	-	-	-	-	-	-	-
Speed changers, drives, gears.	11	4501		-	-	-	-	-	-	-	-
Other power transmission equipment.	11	4502	12/84	-	-	-	-	-	-	-	-
Scales and balances.	11	46		-	-	-	-	-	-	-	-
Vehicle and industrial scales.	11	4611	12/91	-	-	-	-	-	-	-	-
Retail, commercial, household, and mailing scales and balances.	11	4612	12/91	-	-	-	-	-	-	-	-
Parts, attachments, and accessories for scales and balances.	11	4613	12/91	-	-	-	-	-	-	-	-
Air purification equipment and industrial and commercial fans and blowers.	11	47		295.610	297.634	297.884	297.796	300.773	0.1	0.0	1.0
Fan, blower, air purification equipment.	11	4701		295.610	297.634	297.884	297.796	300.773	0.1	0.0	1.0
Air conditioning and refrigeration equip.	11	48		284.570	284.924	289.725	289.818	291.811	1.7	0.0	0.7
Unitary air-conditioners, except air source heat pumps.				-	-	-	-	-	-	-	-
Commercial refrigeration equipment.	11	4803		399.131	397.936	406.808	405.658	403.750	2.2	-0.3	-0.5
All other miscellaneous refrigeration and air-conditioning equipment.	11	4806		-	-	-	-	-	-	-	-
Heat transfer equipment, including heat pumps.	11	4807	12/11	166.469	166.673	168.135	169.145	171.788	0.9	0.6	1.6
Parts and accessories for air conditioning and heat transfer equipment.	11	4809	12/89	-	-	-	-	-	-	-	-
Refrigeration condensing units.			01/19	-	-	-	-	-	-	-	-
Miscellaneous general purpose equipment.	11	49		357.211	357.921	359.473	360.791	362.630	0.4	0.4	0.5
Metal valves, except fluid power.	11	4902	12/82	428.248	427.849	428.424	427.938	433.375	0.1	-0.1	1.3
Metal pipe fittings, flanges, and unions.			12/82	-	-	-	-	-	-	-	-
Ball and roller bearings.	11	4905		-	-	-	-	-	-	-	-

See footnotes at end of table.

Table 8. Producer price indexes and percentage changes for selected commodity and service groupings and individual items, seasonally adjusted — Continued
 [May 2023, Index base 1982=100, unless otherwise indicated]

Title	Commodity code		Other index base	Seasonally adjusted index ¹					Seasonally adjusted 1-month percent change ¹		
	Group code	Item code		Jan. 2023	Feb. 2023 ^P	Mar. 2023 ^P	Apr. 2023 ^P	May 2023 ^P	Feb. to Mar. ^P	Mar. to Apr. ^P	Apr. to May ^P
Industrial patterns.....	11	4907	12/84	-	-	-	-	-	-	-	-
Filters and strainers.....	11	4908	12/84	-	-	-	-	-	-	-	-
Other miscellaneous general purpose equipment.....	11	4911	12/84	252.816	252.606	256.519	258.744	258.599	1.5	0.9	-0.1
Electronic computers and computer equipment.....			12/98	-	-	-	-	-	-	-	-
Electronic computers.....			12/04	-	-	-	-	-	-	-	-
Electronic computers.....			12/04	-	-	-	-	-	-	-	-
Computer storage devices.....			12/04	-	-	-	-	-	-	-	-
Computer storage devices (except parts, attachments and accessories).....			12/04	-	-	-	-	-	-	-	-
Computer peripheral equipment and parts.....			12/98	-	-	-	-	-	-	-	-
Parts, attachments, and accessories for computer terminals and peripherals.....			12/98	-	-	-	-	-	-	-	-
Computer terminals (including POS and funds-transfer devices) and other computer peripherals.....			06/99	-	-	-	-	-	-	-	-
Special industry machinery and equipment.....	11	6		271.756	274.548	276.631	277.699	278.266	0.8	0.4	0.2
Food products machinery.....	11	61		363.860	364.412	367.044	367.078	367.041	0.7	0.0	0.0
Dairy and milk products plant machinery and equipment.....				-	-	-	-	-	-	-	-
Commercial food products machinery (except packaging and cooking equipment).....	11	6104		-	-	-	-	-	-	-	-
Industrial food products machinery for processing foods, beverages, & animal & fowl feed.....	11	6105	12/83	376.617	377.212	384.335	384.585	383.093	1.9	0.1	-0.4
Textile machinery and equipment.....	11	62		-	-	-	-	-	-	-	-
Textile machinery (except parts, attachments, and accessories).....	11	6212	06/86	-	-	-	-	-	-	-	-
Textile machinery parts and attachments.....				-	-	-	-	-	-	-	-
Sawmill and woodworking machinery.....	11	63		-	-	-	-	-	-	-	-
Sawmill and woodworking machinery.....			12/04	-	-	-	-	-	-	-	-
Paper industries machinery.....	11	64	06/82	-	-	-	-	-	-	-	-
Paper industries machinery.....	11	6401	06/82	-	-	-	-	-	-	-	-
Printing trades machinery and equipment.....				-	-	-	-	-	-	-	-
Other printing machinery and equipment.....			12/82	-	-	-	-	-	-	-	-
Other special industry machinery.....	11	66		252.403	257.367	257.885	259.440	259.471	0.2	0.6	0.0
Plastics and rubber working machinery.....				-	-	-	-	-	-	-	-
Miscellaneous special industry machinery.....	11	6606		245.904	251.542	252.130	253.883	253.728	0.2	0.7	-0.1
Packing, packaging, and bottling machinery and parts.....	11	67		-	-	-	-	-	-	-	-
Packing, packaging, and bottling machinery and parts.....			06/06	-	-	-	-	-	-	-	-
Service industry machinery and parts.....	11	68	06/82	-	-	-	-	-	-	-	-
Service industry machinery and parts.....	11	6801	06/82	-	-	-	-	-	-	-	-
Commercial laundry and drycleaning machinery products.....	11	69	12/82	345.932	345.227	345.552	346.211	349.982	0.1	0.2	1.1
Commercial laundry and drycleaning machinery products.....	11	6909	06/03	195.712	195.340	195.522	195.936	198.011	0.1	0.2	1.1
Electrical machinery and equipment.....	11	7		133.571	133.636	133.851	133.800	133.433	0.2	0.0	-0.3
Wiring devices.....	11	71		-	-	-	-	-	-	-	-
Current-carrying wiring devices.....	11	7101		-	-	-	-	-	-	-	-
Noncurrent-carrying wiring devices.....				-	-	-	-	-	-	-	-
Integrating and measuring instruments.....	11	72		-	-	-	-	-	-	-	-
Test equipment for electrical, radio, & communication circuits & motors.....			12/83	-	-	-	-	-	-	-	-
Motors, generators, motor generator sets.....	11	73		-	-	-	-	-	-	-	-
Fractional horsepower motors and generators.....	11	7303	06/83	213.033	214.218	214.003	214.533	215.629	-0.1	0.2	0.5
Integral horsepower motors and generators (excluding land transportation types).....	11	7304	06/83	-	-	-	-	-	-	-	-
Parts and supplies for motors and generators.....			06/83	-	-	-	-	-	-	-	-
Other motors and generators.....	11	7311	06/06	-	-	-	-	-	-	-	-
Transformers and power regulators.....	11	74		-	-	-	-	-	-	-	-
Power and distribution transformers, except parts.....			12/99	-	-	-	-	-	-	-	-
Other transformers and parts for transformers.....			12/99	-	-	-	-	-	-	-	-
Switchgear, switchboard, industrial controls equipment.....	11	75		-	-	-	-	-	-	-	-
Industrial controls and related parts and accessories.....	11	7507		-	-	-	-	-	-	-	-
Switchgear and switchboard apparatus.....			06/05	-	-	-	-	-	-	-	-
Communications and related equipment and miscellaneous electronic systems & equipment.....	11	76	12/85	130.141	129.999	130.354	130.477	130.519	0.3	0.1	0.0
Telephone and wireline data networking equipment.....	11	7601	12/85	-	-	-	-	-	-	-	-
Other communications and related equipment, including broadcast and wireless.....	11	7603	06/13	108.733	108.499	108.435	108.799	108.866	-0.1	0.3	0.1
Electronic systems and equipment, n.e.c.....			12/03	-	-	-	-	-	-	-	-
Search, detection, navigation & guidance systems and equipment.....	11	7606	06/04	159.741	160.006	161.023	160.754	160.994	0.6	-0.2	0.1
Electric lamp bulbs, tubes, and components.....	11	77		-	-	-	-	-	-	-	-
Electric lamp bulbs, tubes, and components.....			12/04	-	-	-	-	-	-	-	-
Electronic components and accessories.....	11	78		68.085	68.170	68.194	67.869	67.023	0.0	-0.5	-1.2
Relays for electronic circuitry, industrial control overload, and switchgear type.....	11	7821		-	-	-	-	-	-	-	-
Switches, mechanical, for electronic circuitry.....	11	7822	06/82	-	-	-	-	-	-	-	-

See footnotes at end of table.

Table 8. Producer price indexes and percentage changes for selected commodity and service groupings and individual items, seasonally adjusted — Continued
 [May 2023, Index base 1982=100, unless otherwise indicated]

Title	Commodity code		Other index base	Seasonally adjusted index ¹					Seasonally adjusted 1-month percent change ¹		
	Group code	Item code		Jan. 2023	Feb. 2023 ^P	Mar. 2023 ^P	Apr. 2023 ^P	May 2023 ^P	Feb. to Mar. ^P	Mar. to Apr. ^P	Apr. to May ^P
Connectors for electronic circuitry.....	11	7824		245.036	245.036	248.834	242.128	241.198	1.5	-2.7	-0.4
Filters, crystals, and transducers.....			06/82	-	-	-	-	-	-	-	-
Integrated microcircuits.....			06/05	-	-	-	-	-	-	-	-
Other semiconductor and related devices.....	11	7847	06/05	74.820	75.986	75.781	76.046	75.985	-0.3	0.3	-0.1
Bare printed circuit boards.....			12/00	-	-	-	-	-	-	-	-
Electronic coils, transformers, and other inductors.....	11	7853	06/82	-	-	-	-	-	-	-	-
Capacitors and resistors for electronic circuitry.....			12/22	-	-	-	-	-	-	-	-
Microwave components, electron tubes, and other electronic components, n.e.c.....			06/00	-	-	-	-	-	-	-	-
Printed circuit assemblies, loaded boards, modules and consumer external modems.....	11	7861	06/82	-	-	-	-	-	-	-	-
Miscellaneous electrical machinery and equipment.....				-	-	-	-	-	-	-	-
Storage batteries.....				-	-	-	-	-	-	-	-
Primary batteries.....				-	-	-	-	-	-	-	-
Carbon and graphite products.....	11	7903		-	-	-	-	-	-	-	-
X-ray and electromedical equipment.....	11	7905		-	-	-	-	-	-	-	-
Miscellaneous electrical industrial apparatus.....			12/85	-	-	-	-	-	-	-	-
All other electrical equipment and components, except industrial.....			12/06	-	-	-	-	-	-	-	-
Miscellaneous instruments.....	11	8		242.101	243.114	244.232	245.073	245.469	0.5	0.3	0.2
Automatic environmental controls for monitoring residential, commercial, and appliance use.....	11	81		-	-	-	-	-	-	-	-
Automatic environmental controls for monitoring residential, commercial, and appliance use.....	11	8105	12/03	-	-	-	-	-	-	-	-
Industrial process control instruments.....	11	82	06/83	284.060	283.915	284.033	284.417	285.168	0.0	0.1	0.3
Industrial process control instruments.....	11	8201	06/83	284.060	283.915	284.033	284.417	285.168	0.0	0.1	0.3
Fluid meters and counting devices.....	11	84	12/85	-	-	-	-	-	-	-	-
Fluid meters and counting devices.....	11	8401	12/85	-	-	-	-	-	-	-	-
Engineering and scientific instruments.....	11	85	12/85	276.159	276.381	277.257	277.770	278.068	0.3	0.2	0.1
Aeronautical, nautical, and navigational instruments.....	11	8501	12/85	306.979	308.773	310.333	311.376	310.743	0.5	0.3	-0.2
Hospital beds and specialized hospital furniture.....			12/11	-	-	-	-	-	-	-	-
Measuring instruments and lenses.....	11	86	12/85	167.038	168.713	169.296	169.813	169.703	0.3	0.3	-0.1
Sighting, tracking, and fire-control equipment, optical type.....	11	8601	12/85	-	-	-	-	-	-	-	-
All other miscellaneous optical instruments and lenses.....	11	8602	12/85	-	-	-	-	-	-	-	-
Laboratory analytical instruments.....	11	8603	12/85	177.462	179.709	180.078	180.470	180.222	0.2	0.2	-0.1
Measuring & controlling devices, n.e.c.....	11	89	06/85	197.803	196.722	197.249	197.563	197.759	0.3	0.2	0.1
Aircraft engine instruments.....			06/85	-	-	-	-	-	-	-	-
Nuclear radiation detection & monitoring instruments.....	11	8904	06/85	244.287	244.685	245.838	246.484	248.510	0.5	0.3	0.8
Physical properties and kinematic testing equipment.....			06/04	-	-	-	-	-	-	-	-
Commercial, geophysical, meteorological, surveying, drafting & general-purpose instruments.....			06/04	-	-	-	-	-	-	-	-
Miscellaneous machinery.....	11	9		-	-	-	-	-	-	-	-
Oil field and gas field machinery.....	11	91		-	-	-	-	-	-	-	-
Oil and gas field drilling, surveying, and cementing machinery (except parts sold separately).....	11	9102		-	-	-	-	-	-	-	-
Oil field and gas field production machinery (except pumps and parts sold separately).....				-	-	-	-	-	-	-	-
Parts and attachments for oil and gas field machinery and equipment.....			12/10	-	-	-	-	-	-	-	-
Mining machinery and equipment.....	11	92		-	-	-	-	-	-	-	-
Mining machinery and equipment (except parts sold separately).....			09/19	-	-	-	-	-	-	-	-
Parts and attachments for mining machinery and equipment (sold separately).....	11	9253		319.722	318.879	316.536	323.673	323.828	-0.7	2.3	0.0
Office and store machines and equipment.....				-	-	-	-	-	-	-	-
Coin-operated machines and mechanisms.....			05/18	-	-	-	-	-	-	-	-
Internal combustion engines.....	11	94		-	-	-	-	-	-	-	-
Diesel, semidiesel, and dual-fuel engines (except automotive).....	11	9407	12/82	-	-	-	-	-	-	-	-
Diesel, semidiesel, and dual-fuel engines for automobiles, trucks, and buses.....	11	9408	12/82	-	-	-	-	-	-	-	-
Parts & accessories for internal combustion engines, ex. aircraft & gasoline automotive engines.....	11	9413		244.250	244.770	245.633	245.947	245.133	0.4	0.1	-0.3
Machine shop products.....	11	95		-	-	-	-	-	-	-	-
Machine shop products.....			06/84	-	-	-	-	-	-	-	-
Turbines and turbine generator sets.....			06/87	-	-	-	-	-	-	-	-
Turbines and turbine generator sets (excluding parts).....			06/87	-	-	-	-	-	-	-	-
Parts & accessories for turbines, turbine generators, and turbine generator sets.....			09/15	-	-	-	-	-	-	-	-
Parts & accessories for turbines, turbine generators, and turbine generator sets.....			09/15	-	-	-	-	-	-	-	-
Household furniture.....	12	1		-	-	-	-	-	-	-	-
Metal household furniture.....	12	11		-	-	-	-	-	-	-	-
Metal household furniture.....				-	-	-	-	-	-	-	-

See footnotes at end of table.

Table 8. Producer price indexes and percentage changes for selected commodity and service groupings and individual items, seasonally adjusted — Continued
 [May 2023, Index base 1982=100, unless otherwise indicated]

Title	Commodity code		Other index base	Seasonally adjusted index ¹					Seasonally adjusted 1-month percent change ¹		
	Group code	Item code		Jan. 2023	Feb. 2023 ^P	Mar. 2023 ^P	Apr. 2023 ^P	May 2023 ^P	Feb. to Mar. ^P	Mar. to Apr. ^P	Apr. to May ^P
Wood household furniture (nonupholstered).....	12	12		-	-	-	-	-	-	-	-
Wood household furniture (nonupholstered).....			12/22	-	-	-	-	-	-	-	-
Upholstered household furniture.....	12	13		-	-	-	-	-	-	-	-
Upholstered household furniture.....	12	1301		-	-	-	-	-	-	-	-
Bedding.....	12	14		-	-	-	-	-	-	-	-
Bedding.....				-	-	-	-	-	-	-	-
Metal porch, lawn, outdoor & casual furniture.....	12	15		373.587	372.993	372.398	372.019	374.746	-0.2	-0.1	0.7
Porch and lawn furniture.....	12	1501		373.587	372.993	372.398	372.019	374.746	-0.2	-0.1	0.7
Nonupholstered household furniture, except wood and metal.....			12/85	-	-	-	-	-	-	-	-
Nonupholstered household furniture, except wood and metal.....			12/85	-	-	-	-	-	-	-	-
Commercial furniture.....	12	2		-	-	-	-	-	-	-	-
Wood office furniture and store fixtures.....	12	21		-	-	-	-	-	-	-	-
Wood office furniture and store fixtures.....				-	-	-	-	-	-	-	-
Nonwood furniture and store fixtures.....	12	22		-	-	-	-	-	-	-	-
Nonwood commercial storage units, files, and tables.....				-	-	-	-	-	-	-	-
Nonwood commercial furniture.....				-	-	-	-	-	-	-	-
Nonwood partitions and fixtures.....			12/83	-	-	-	-	-	-	-	-
Public building furniture.....			12/84	-	-	-	-	-	-	-	-
Public building furniture.....			12/84	-	-	-	-	-	-	-	-
Commercial furniture and fixtures, n.e.c.....	12	24	12/85	281.613	282.607	282.069	282.537	284.124	-0.2	0.2	0.6
Commercial furniture and fixtures, n.e.c.....	12	2401	12/85	281.613	282.607	282.069	282.537	284.124	-0.2	0.2	0.6
Floor coverings.....	12	3		-	-	-	-	-	-	-	-
Carpets and rugs.....	12	31		-	-	-	-	-	-	-	-
Carpet and rugs.....				-	-	-	-	-	-	-	-
Resilient floor coverings.....	12	32		-	-	-	-	-	-	-	-
Resilient floor coverings.....	12	3201		-	-	-	-	-	-	-	-
Household appliances.....	12	4		-	-	-	-	-	-	-	-
Major appliances.....	12	41		-	-	-	-	-	-	-	-
Household cooking appliances.....				-	-	-	-	-	-	-	-
Household refrigeration equipment.....				-	-	-	-	-	-	-	-
Other major household appliances including room air-conditioners.....	12	4104		-	-	-	-	-	-	-	-
Household vacuum cleaners, including parts and attachments.....	12	43		-	-	-	-	-	-	-	-
Household vacuum cleaners and other floor care machines (including parts and attachments).....	12	4301		-	-	-	-	-	-	-	-
Electric housewares and fans.....	12	44		-	-	-	-	-	-	-	-
Parts and attachments for small electric household appliances, including fan parts.....			12/82	-	-	-	-	-	-	-	-
Small electric household appliances, including fans.....			05/21	-	-	-	-	-	-	-	-
Portable residential lighting fixtures, including parts and accessories.....	12	45		-	-	-	-	-	-	-	-
Portable residential lighting fixtures, including parts and accessories.....				-	-	-	-	-	-	-	-
Home electronic equipment.....	12	5		-	-	-	-	-	-	-	-
Speakers and commercial sound equipment.....	12	57	12/03	-	-	-	-	-	-	-	-
Speakers and commercial sound equipment.....	12	5707	12/03	-	-	-	-	-	-	-	-
Other home electronic equipment.....			06/04	-	-	-	-	-	-	-	-
Other home electronic equipment, including television receivers and automotive A/V equipment.....			01/17	-	-	-	-	-	-	-	-
Other household durable goods.....	12	6		-	-	-	-	-	-	-	-
Vitreous china, fine earthenware, and other pottery products.....	12	61		-	-	-	-	-	-	-	-
Vitreous china, porcelain, and earthenware table and kitchenware and other pottery products.....	12	6101		-	-	-	-	-	-	-	-
Mirrors (decorated and undecorated).....				-	-	-	-	-	-	-	-
Mirrors (decorated and undecorated), made from purchased glass.....				-	-	-	-	-	-	-	-
Lawn/garden equipment.....	12	66		-	-	-	-	-	-	-	-
Parts and attachments for consumer lawn, garden, and snow equipment.....			12/82	-	-	-	-	-	-	-	-
Consumer lawn, garden, and snow equipment.....			05/18	-	-	-	-	-	-	-	-
Cutlery, flatware (except precious), razors and razor blades.....	12	67		-	-	-	-	-	-	-	-
Cutlery, flatware (except precious), razors and razor blades.....	12	6701		-	-	-	-	-	-	-	-
Metal kitchen utensil, pots, and pans.....				-	-	-	-	-	-	-	-
Metal kitchen utensil, pots, and pans.....				-	-	-	-	-	-	-	-
Window shades, blinds, and accessories.....	12	69	06/84	-	-	-	-	-	-	-	-
Window shades, blinds, and accessories.....	12	6901	06/84	-	-	-	-	-	-	-	-
Glass.....				-	-	-	-	-	-	-	-
Flat glass.....	13	11		-	-	-	-	-	-	-	-
Specialty glass.....	13	1107		-	-	-	-	-	-	-	-
Flat glass (float, sheet, and plate process).....			12/22	-	-	-	-	-	-	-	-
Other finished glassware.....	13	13	06/83	-	-	-	-	-	-	-	-
Pressed and blown glassware.....	13	1301	06/83	-	-	-	-	-	-	-	-

See footnotes at end of table.

Table 8. Producer price indexes and percentage changes for selected commodity and service groupings and individual items, seasonally adjusted — Continued
 [May 2023, Index base 1982=100, unless otherwise indicated]

Title	Commodity code		Other index base	Seasonally adjusted index ¹					Seasonally adjusted 1-month percent change ¹		
	Group code	Item code		Jan. 2023	Feb. 2023 ^P	Mar. 2023 ^P	Apr. 2023 ^P	May 2023 ^P	Feb. to Mar. ^P	Mar. to Apr. ^P	Apr. to May ^P
Concrete ingredients and related products.....	13	2		395.662	399.664	400.259	398.861	399.980	0.1	-0.3	0.3
Construction sand, gravel, and crushed stone.....	13	21		448.287	452.307	451.964	451.945	452.598	-0.1	0.0	0.1
Construction sand, gravel and crushed stone.....	13	2101		448.287	452.307	451.964	451.945	452.598	-0.1	0.0	0.1
Cement, hydraulic.....	13	22		325.157	329.425	331.848	327.724	329.810	0.7	-1.2	0.6
Cement, hydraulic.....	13	2201		325.157	329.425	331.848	327.724	329.810	0.7	-1.2	0.6
Concrete products.....	13	3		355.127	356.712	359.719	359.341	363.246	0.8	-0.1	1.1
Concrete block and brick.....	13	31		354.326	354.075	354.521	356.797	357.690	0.1	0.6	0.3
Structural concrete block.....	13	3111		368.357	369.484	369.795	373.236	374.523	0.1	0.9	0.3
Decorative concrete block.....	13	3121		310.388	310.522	309.740	312.300	312.949	-0.3	0.8	0.2
Concrete brick.....				-	-	-	-	-	-	-	-
Concrete pavers.....	13	3141		299.320	300.254	299.908	299.557	300.543	-0.1	-0.1	0.3
Concrete pipe.....				-	-	-	-	-	-	-	-
Concrete pipe.....				-	-	-	-	-	-	-	-
Ready-mix concrete.....	13	33		349.888	351.645	354.749	354.214	359.741	0.9	-0.2	1.6
Ready-mix concrete.....	13	3301		349.888	351.645	354.749	354.214	359.741	0.9	-0.2	1.6
Precast concrete products.....	13	34		371.540	374.153	378.735	376.988	378.831	1.2	-0.5	0.5
Precast concrete products.....	13	3401		371.540	374.153	378.735	376.988	378.831	1.2	-0.5	0.5
Prestressed concrete products.....				-	-	-	-	-	-	-	-
Prestressed concrete products.....				-	-	-	-	-	-	-	-
Clay construction products ex. refractories.....	13	4		-	-	-	-	-	-	-	-
Brick and structural clay tile.....	13	42	12/84	-	-	-	-	-	-	-	-
Building or common brick.....	13	4201	12/84	-	-	-	-	-	-	-	-
Glazed brick and other brick (paving, floor, and sewer).....	13	4202	12/84	-	-	-	-	-	-	-	-
Clay floor and wall tile, glazed and unglazed.....	13	44		-	-	-	-	-	-	-	-
Clay floor and wall tile, glazed and unglazed (including quarry tile and ceramic mosaic tile).....				-	-	-	-	-	-	-	-
Structural clay products, n.e.c.....	13	45		-	-	-	-	-	-	-	-
Structural clay products, n.e.c.....	13	4501		-	-	-	-	-	-	-	-
Refractories.....	13	5		-	-	-	-	-	-	-	-
Clay refractories.....	13	52		-	-	-	-	-	-	-	-
Clay refractories.....	13	5201		-	-	-	-	-	-	-	-
Nonclay refractories.....	13	53		-	-	-	-	-	-	-	-
Nonclay refractories (excluding dead-burned magnesia).....	13	5301		-	-	-	-	-	-	-	-
Asphalt felts and coatings.....	13	6		-	-	-	-	-	-	-	-
Prepared asphalt and tar roofing and siding products.....	13	61		-	-	-	-	-	-	-	-
Prepared asphalt and tar roofing and siding products.....	13	6101		-	-	-	-	-	-	-	-
Roofing asphalts, pitches, coatings, and cement.....	13	62		-	-	-	-	-	-	-	-
Roofing asphalts, pitches, coatings, and cement.....	13	6201		-	-	-	-	-	-	-	-
Gypsum products.....	13	7		459.125	467.659	469.796	464.499	457.998	0.5	-1.1	-1.4
Gypsum products.....	13	71		459.125	467.659	469.796	464.499	457.998	0.5	-1.1	-1.4
Gypsum products.....	13	7101		459.125	467.659	469.796	464.499	457.998	0.5	-1.1	-1.4
Glass containers.....	13	8		277.026	276.525	276.662	277.404	280.864	0.0	0.3	1.2
Glass containers.....	13	81		277.026	276.525	276.662	277.404	280.864	0.0	0.3	1.2
Glass containers (including value of packaging).....	13	8101		277.026	276.525	276.662	277.404	280.864	0.0	0.3	1.2
Other nonmetallic minerals.....	13	9		315.233	317.446	320.181	319.232	316.922	0.9	-0.3	-0.7
Insulation materials.....	13	92		-	-	-	-	-	-	-	-
Mineral wool for thermal and acoustical envelope insulation.....	13	9201		-	-	-	-	-	-	-	-
Mineral wool for industrial, equipment, and appliance insulation.....				-	-	-	-	-	-	-	-
Paving mixtures and blocks.....	13	94		392.078	399.496	404.320	400.493	392.654	1.2	-0.9	-2.0
Paving mixtures and blocks.....	13	9401		392.078	399.496	404.320	400.493	392.654	1.2	-0.9	-2.0
Cut stone and stone products.....			12/84	-	-	-	-	-	-	-	-
Cut stone and stone products.....			12/84	-	-	-	-	-	-	-	-
Gaskets, packing, and sealing devices.....	13	98	12/85	-	-	-	-	-	-	-	-
Gaskets and gasketing material.....	13	9801	12/85	-	-	-	-	-	-	-	-
Packing and sealing.....	13	9802	12/85	-	-	-	-	-	-	-	-
Nonmetallic minerals and products, n.e.c.....	13	99	06/82	-	-	-	-	-	-	-	-
Clay and stone mining and quarrying.....	13	9902	06/84	-	-	-	-	-	-	-	-
All other nonmetallic mineral products.....	13	9903	12/85	236.772	236.507	235.501	235.853	235.597	-0.4	0.1	-0.1
Motor vehicles and equipment.....	14	1		168.688	168.704	169.189	169.048	169.222	0.3	-0.1	0.1
Motor vehicles.....	14	11		170.912	170.983	171.590	170.888	171.082	0.4	-0.4	0.1
Passenger cars and chassis.....	14	1101		142.803	143.121	142.550	141.414	141.012	-0.4	-0.8	-0.3
Motorcycles, including three-wheel motorbikes, motorscooters, mopeds, and parts.....	14	1104		-	-	-	-	-	-	-	-
Trucks, truck tractors, & bus chassis 14,000 lb or less, incl. minivans & suvs.....	14	1105		198.589	198.465	199.496	198.710	199.090	0.5	-0.4	0.2
Trucks, over 14,000 lbs GVW.....	14	1106		-	-	-	-	-	-	-	-

See footnotes at end of table.

Table 8. Producer price indexes and percentage changes for selected commodity and service groupings and individual items, seasonally adjusted — Continued
 [May 2023, Index base 1982=100, unless otherwise indicated]

Title	Commodity code		Other index base	Seasonally adjusted index ¹					Seasonally adjusted 1-month percent change ¹		
	Group code	Item code		Jan. 2023	Feb. 2023 ^P	Mar. 2023 ^P	Apr. 2023 ^P	May 2023 ^P	Feb. to Mar. ^P	Mar. to Apr. ^P	Apr. to May ^P
Motor vehicles parts.....	14	12		-	-	-	-	-	-	-	-
Motor vehicles parts.....			12/03	-	-	-	-	-	-	-	-
Truck and bus bodies.....	14	13	12/82	-	-	-	-	-	-	-	-
Truck and bus bodies sold separately.....	14	1301	12/82	-	-	-	-	-	-	-	-
Complete vehicles on purchased chassis.....			12/82	-	-	-	-	-	-	-	-
Truck trailers.....	14	14		-	-	-	-	-	-	-	-
Truck trailers.....	14	1406	12/86	-	-	-	-	-	-	-	-
Motor homes, built on purchased chassis.....	14	15	06/84	-	-	-	-	-	-	-	-
Motor homes, built on purchased chassis.....	14	1501	06/84	-	-	-	-	-	-	-	-
Travel trailers and campers.....	14	16	06/84	-	-	-	-	-	-	-	-
Travel trailers.....	14	1601	06/84	-	-	-	-	-	-	-	-
Camping trailers, campers, pick-up covers, and parts.....	14	1602	06/84	-	-	-	-	-	-	-	-
Aircraft and aircraft equipment.....	14	2		300.415	302.516	304.217	305.385	306.537	0.6	0.4	0.4
Aircraft.....	14	21		334.572	335.940	337.826	339.568	341.354	0.6	0.5	0.5
Civilian aircraft.....	14	2102	12/85	322.633	324.488	327.047	329.345	331.768	0.8	0.7	0.7
Military aircraft.....			06/13	-	-	-	-	-	-	-	-
Aircraft engine and engine parts.....	14	23	12/85	248.604	249.668	249.803	250.510	250.892	0.1	0.3	0.2
Aircraft engine and engine parts.....	14	2301	12/85	248.604	249.668	249.803	250.510	250.892	0.1	0.3	0.2
Other aircraft parts and equipment.....	14	25	06/85	201.957	205.851	207.975	208.063	208.250	1.0	0.0	0.1
Other aircraft parts and equipment.....	14	2501	06/85	201.957	205.851	207.975	208.063	208.250	1.0	0.0	0.1
Ships and boats.....	14	3		301.883	301.696	303.161	303.903	305.419	0.5	0.2	0.5
Ships.....	14	31	12/85	-	-	-	-	-	-	-	-
Military self-propelled ships, new construction.....			06/96	-	-	-	-	-	-	-	-
Nonmilitary self-propelled ships, new construction.....			06/96	-	-	-	-	-	-	-	-
Boats.....	14	32		347.974	348.705	349.904	350.431	352.336	0.3	0.2	0.5
Outboard motorboats, including commercial and military (except sailboats and lifeboats).....	14	3201		398.458	399.040	400.476	401.681	403.790	0.4	0.3	0.5
Inboard motorboats, including commercial and military (except sailboats and lifeboats).....	14	3202		351.039	354.226	355.885	355.797	356.350	0.5	0.0	0.2
Inboard-outdrive boats, including commercial and military (except sailboats and lifeboats).....	14	3203		-	-	-	-	-	-	-	-
All other boats (excluding military and commercial).....				-	-	-	-	-	-	-	-
Railroad equipment.....	14	4		-	-	-	-	-	-	-	-
Railroad cars and locomotives.....			05/22	-	-	-	-	-	-	-	-
Railroad cars and locomotives.....			05/22	-	-	-	-	-	-	-	-
Railway maintenance of way equipment and parts.....			05/22	-	-	-	-	-	-	-	-
Railway maintenance of way equipment and parts.....				-	-	-	-	-	-	-	-
Transportation equipment, n.e.c.....			06/85	-	-	-	-	-	-	-	-
Transportation equipment, n.e.c.....			06/85	-	-	-	-	-	-	-	-
Other transportation equipment, incl. golf carts, vehicle trailers, and all-terrain vehicles.....			06/85	-	-	-	-	-	-	-	-
Toys, sporting goods, small arms, etc.....	15	1		206.830	208.497	208.280	207.992	208.160	-0.1	-0.1	0.1
Toys, games, and children's vehicles.....	15	11		-	-	-	-	-	-	-	-
Toys, games, and children's vehicles.....	15	1101		-	-	-	-	-	-	-	-
Sporting and athletic goods.....	15	12		-	-	-	-	-	-	-	-
Sporting and athletic goods.....	15	1201		-	-	-	-	-	-	-	-
Small arms and ammunition.....	15	13		313.421	313.399	313.781	313.607	312.422	0.1	-0.1	-0.4
Small arms.....	15	1301		-	-	-	-	-	-	-	-
Small arms ammunition.....	15	1302		419.772	420.797	422.212	419.405	416.611	0.3	-0.7	-0.7
Tobacco products, incl. stemmed & redried.....	15	2		-	-	-	-	-	-	-	-
Cigarettes, excluding electronic.....	15	21		-	-	-	-	-	-	-	-
Cigarettes, excluding electronic.....	15	2101		-	-	-	-	-	-	-	-
Stemmed and redried tobacco.....	15	24	06/84	-	-	-	-	-	-	-	-
Stemmed and redried tobacco.....			06/84	-	-	-	-	-	-	-	-
Other tobacco products.....	15	25	12/05	-	-	-	-	-	-	-	-
Other tobacco products.....	15	2501	12/05	-	-	-	-	-	-	-	-
Notions.....	15	3		-	-	-	-	-	-	-	-
Fasteners, zippers, buttons, needles, pins, and buckles.....	15	32		-	-	-	-	-	-	-	-
Fasteners, zippers, buttons, needles, pins, and buckles.....				-	-	-	-	-	-	-	-
Photographic equipment and supplies.....	15	4		-	-	-	-	-	-	-	-
Photographic supplies.....	15	42		-	-	-	-	-	-	-	-
Photographic supplies.....			12/83	-	-	-	-	-	-	-	-
Mobile homes.....	15	5		-	-	-	-	-	-	-	-
Manufactured homes (mobile homes), all sizes (incl. multisection).....	15	53		-	-	-	-	-	-	-	-
Manufactured mobile homes and nonresidential mobile buildings.....	15	5303	12/86	-	-	-	-	-	-	-	-
Medical, surgical & personal aid devices.....	15	6		198.141	198.075	198.734	198.207	199.326	0.3	-0.3	0.6

See footnotes at end of table.

Table 8. Producer price indexes and percentage changes for selected commodity and service groupings and individual items, seasonally adjusted — Continued
 [May 2023, Index base 1982=100, unless otherwise indicated]

Title	Commodity code		Other index base	Seasonally adjusted index ¹					Seasonally adjusted 1-month percent change ¹		
	Group code	Item code		Jan. 2023	Feb. 2023 ^P	Mar. 2023 ^P	Apr. 2023 ^P	May 2023 ^P	Feb. to Mar. ^P	Mar. to Apr. ^P	Apr. to May ^P
Surgical and medical instruments.....	15	62	06/82	150.240	150.064	150.459	150.256	151.041	0.3	-0.1	0.5
Surgical and medical instruments.....	15	6201	06/82	150.240	150.064	150.459	150.256	151.041	0.3	-0.1	0.5
Medical and surgical appliances and supplies.....	15	63	06/83	-	-	-	-	-	-	-	-
Medical and surgical appliances and supplies.....	15	6301	06/83	-	-	-	-	-	-	-	-
Ophthalmic goods.....	15	64	12/83	-	-	-	-	-	-	-	-
Ophthalmic goods.....	15	6401	12/83	-	-	-	-	-	-	-	-
Other industrial safety equipment.....	15	7		-	-	-	-	-	-	-	-
Personal safety equipment and clothing.....	15	71		-	-	-	-	-	-	-	-
Personal safety equipment and clothing.....			06/04	-	-	-	-	-	-	-	-
Other miscellaneous products.....	15	9		-	-	-	-	-	-	-	-
Burial caskets.....	15	91		517.033	519.192	519.764	549.157	550.476	0.1	5.7	0.2
Burial caskets.....	15	9101		517.033	519.192	519.764	549.157	550.476	0.1	5.7	0.2
Musical instruments.....	15	93		-	-	-	-	-	-	-	-
Musical instruments.....	15	9301		-	-	-	-	-	-	-	-
Jewelry and jewelry products.....				-	-	-	-	-	-	-	-
Jewelry (gold and platinum) and silverware.....				-	-	-	-	-	-	-	-
Costume jewelry and novelties.....				-	-	-	-	-	-	-	-
All other jewelry and personal goods (excluding costume).....			06/07	-	-	-	-	-	-	-	-
Jewelers' material and lapidary work.....			12/08	-	-	-	-	-	-	-	-
Pens, pencils, and marking devices.....	15	95		220.690	222.457	226.360	226.093	226.190	1.8	-0.1	0.0
Pens, markers, mechanical pencils, and associated parts.....	15	9502	12/85	-	-	-	-	-	-	-	-
Lead pencils, art goods, office supplies and small office equipment, excluding paper.....	15	9503	12/85	212.507	213.101	214.203	214.045	214.664	0.5	-0.1	0.3
Marking devices.....			12/85	-	-	-	-	-	-	-	-
Brooms and brushes.....	15	97		-	-	-	-	-	-	-	-
Brooms, brushes and mops.....	15	9705	12/85	-	-	-	-	-	-	-	-
Miscellaneous products, n.e.c.....	15	9A	12/85	-	-	-	-	-	-	-	-
Candles.....			12/85	-	-	-	-	-	-	-	-
Signs and advertising displays.....			12/85	-	-	-	-	-	-	-	-
All other miscellaneous fabricated products and recyclable materials.....			12/85	-	-	-	-	-	-	-	-
Reproduction of audio and video media and software.....			12/03	-	-	-	-	-	-	-	-
Reproduction of audio and video media and software.....			12/03	-	-	-	-	-	-	-	-
Services²											
Transportation of freight and mail.....	30	1	06/09	168.170	167.471	165.603	162.854	161.104	-1.1	-1.7	-1.1
Rail transportation of freight and mail.....	30	11	12/08	-	-	-	-	-	-	-	-
Rail transportation of freight and mail.....	30	1101	12/08	-	-	-	-	-	-	-	-
Truck transportation of freight.....	30	12	06/09	-	-	-	-	-	-	-	-
Local motor carrying.....	30	1201	06/09	-	-	-	-	-	-	-	-
Long-distance motor carrying.....	30	1202	06/09	-	-	-	-	-	-	-	-
Water transportation of freight.....			06/09	-	-	-	-	-	-	-	-
Deep sea water transportation of freight.....			12/08	-	-	-	-	-	-	-	-
Coastal and intercoastal water transportation of freight.....			12/08	-	-	-	-	-	-	-	-
Great Lakes-St Lawrence Seaway water transportation of freight.....	30	1303	12/08	-	-	-	-	-	-	-	-
Inland waterways transportation of freight.....			12/08	-	-	-	-	-	-	-	-
Air transportation of freight.....			12/08	-	-	-	-	-	-	-	-
Air transportation of freight.....			12/08	-	-	-	-	-	-	-	-
Courier, messenger, and U.S. postal services.....	30	16	06/09	182.512	182.729	181.951	182.059	182.259	-0.4	0.1	0.1
U.S. Postal Service.....	30	1601	06/89	-	-	-	-	-	-	-	-
Courier and messenger services, except air.....	30	1602	04/09	200.682	201.350	201.016	201.279	202.677	-0.2	0.1	0.7
Air mail and package delivery services, excluding by USPS.....	30	1603	04/09	237.817	237.642	234.241	234.286	232.590	-1.4	0.0	-0.7
Pipeline transportation.....			05/22	-	-	-	-	-	-	-	-
Pipeline transportation of petroleum products.....	30	1701	12/08	183.597	184.272	185.005	181.989	181.763	0.4	-1.6	-0.1
Pipeline transportation of natural gas.....			05/22	-	-	-	-	-	-	-	-
Transportation of passengers (partial).....	30	2	06/09	148.929	147.272	149.216	144.930	143.347	1.3	-2.9	-1.1
Rail transportation of passengers.....	30	21	12/08	133.419	133.497	133.644	133.507	133.585	0.1	-0.1	0.1
Rail transportation of passengers.....	30	2101	12/08	133.419	133.497	133.644	133.507	133.585	0.1	-0.1	0.1
Airline passenger services.....	30	22	12/08	137.394	135.848	137.659	133.663	132.186	1.3	-2.9	-1.1
Airline passenger services.....	30	2201	12/08	137.394	135.848	137.659	133.663	132.186	1.3	-2.9	-1.1
Services related to water transportation.....	31	1	06/09	137.758	139.299	137.807	137.700	139.421	-1.1	-0.1	1.2
Towing, tugging, docking, and related services.....	31	11	03/09	-	-	-	-	-	-	-	-
Towing, tugging, docking and related services.....	31	1101	03/09	-	-	-	-	-	-	-	-
Operation of port waterfront terminals.....			12/08	-	-	-	-	-	-	-	-
Operation of port waterfront terminals.....			12/08	-	-	-	-	-	-	-	-
Marine cargo handling.....	31	13	12/08	129.614	129.824	130.058	130.214	130.445	0.2	0.1	0.2
Marine cargo handling.....	31	1301	12/08	129.614	129.824	130.058	130.214	130.445	0.2	0.1	0.2
Services related to air transportation.....	31	2	04/09	134.564	135.997	136.640	136.614	136.497	0.5	0.0	-0.1

See footnotes at end of table.

Table 8. Producer price indexes and percentage changes for selected commodity and service groupings and individual items, seasonally adjusted — Continued
 [May 2023, Index base 1982=100, unless otherwise indicated]

Title	Commodity code		Other index base	Seasonally adjusted index ¹					Seasonally adjusted 1-month percent change ¹		
	Group code	Item code		Jan. 2023	Feb. 2023 ^P	Mar. 2023 ^P	Apr. 2023 ^P	May 2023 ^P	Feb. to Mar. ^P	Mar. to Apr. ^P	Apr. to May ^P
Other airport operations, excluding aircraft maintenance and repair.....	31	21	04/09	134.564	135.997	136.640	136.614	136.497	0.5	0.0	-0.1
Other airport operations, excluding aircraft maintenance and repair.....	31	2101	04/09	134.564	135.997	136.640	136.614	136.497	0.5	0.0	-0.1
Other services related to transportation activities (partial).....			06/09	-	-	-	-	-	-	-	-
Arrangement of freight and cargo.....			12/08	-	-	-	-	-	-	-	-
Arrangement of freight and cargo.....			12/08	-	-	-	-	-	-	-	-
Freight forwarding.....			12/08	-	-	-	-	-	-	-	-
Freight forwarding.....			12/08	-	-	-	-	-	-	-	-
Warehousing, storage, and related services.....			12/08	-	-	-	-	-	-	-	-
Warehousing, storage, and related services.....			12/08	-	-	-	-	-	-	-	-
Warehousing, storage, and related services.....			12/08	-	-	-	-	-	-	-	-
Book, periodical, and newspaper publishing sales and subscriptions.....	33	1	06/09	148.832	149.391	149.173	149.969	150.199	-0.1	0.5	0.2
Sales of books.....	33	11		465.718	466.568	467.678	472.961	472.935	0.2	1.1	0.0
Sales of textbooks.....	33	1101		-	-	-	-	-	-	-	-
Sales of technical, scientific, and professional books.....	33	1102		760.596	767.096	759.003	769.481	774.708	-1.1	1.4	0.7
Sales of religious books.....				-	-	-	-	-	-	-	-
Sales of general adult and juvenile books.....				-	-	-	-	-	-	-	-
Sales of general reference books.....				-	-	-	-	-	-	-	-
Sales and subscriptions of periodicals and newspapers.....	33	12	06/09	147.639	148.444	147.732	147.750	148.185	-0.5	0.0	0.3
Sales and subscriptions of periodicals.....			06/07	-	-	-	-	-	-	-	-
Newspaper subscription and single copy sales.....	33	1202		587.766	593.243	587.632	587.753	590.713	-0.9	0.0	0.5
Greeting card publishing sales.....			12/85	-	-	-	-	-	-	-	-
Greeting card publishing sales.....			12/85	-	-	-	-	-	-	-	-
Greeting card publishing sales.....			12/85	-	-	-	-	-	-	-	-
Calendars, yearbooks, and other miscellaneous publishing sales.....			12/89	-	-	-	-	-	-	-	-
Calendars, yearbooks, and other miscellaneous publishing sales.....			12/89	-	-	-	-	-	-	-	-
Calendars, yearbooks, and other miscellaneous publishing sales.....			12/89	-	-	-	-	-	-	-	-
Directory, mailing list, and related compilations publishing sales.....			12/22	-	-	-	-	-	-	-	-
Directory, mailing list, and related compilations publishing sales.....			12/22	-	-	-	-	-	-	-	-
Directory, mailing list, and related compilations publishing sales.....			12/22	-	-	-	-	-	-	-	-
System software publishing.....			05/22	-	-	-	-	-	-	-	-
System software publishing.....			05/22	-	-	-	-	-	-	-	-
System software publishing.....			05/22	-	-	-	-	-	-	-	-
Application software publishing.....			06/09	-	-	-	-	-	-	-	-
Application software publishing.....			06/09	-	-	-	-	-	-	-	-
Desktop and portable device application software publishing.....			12/08	-	-	-	-	-	-	-	-
Application software publishing, cross-industry, vertical market, utilities, and other.....			12/08	-	-	-	-	-	-	-	-
Application software publishing, game software.....	34	2104	12/13	-	-	-	-	-	-	-	-
Affiliate agreements, programming sales, and retransmission fees for cable and broadcast tv.....	35	1	06/09	157.673	157.603	157.968	158.414	159.347	0.2	0.3	0.6
Affiliate agreements, programming sales, and retransmission fees for cable and broadcast tv.....	35	11	06/09	157.673	157.603	157.968	158.414	159.347	0.2	0.3	0.6
Affiliate agreements, programming sales, and retransmission fees for cable and broadcast tv.....	35	1101	12/08	160.474	160.473	160.795	161.276	162.277	0.2	0.3	0.6
Affiliate agreements, programming sales, and retransmission fees for radio.....			06/09	-	-	-	-	-	-	-	-
Affiliate agreements, programming sales, and retransmission fees for radio.....			06/09	-	-	-	-	-	-	-	-
Affiliate agreements, programming sales, and network compensation for radio.....			12/08	-	-	-	-	-	-	-	-
Advertising space sales in periodicals, newspapers, directories, and mailing lists.....	36	1	06/09	-	-	-	-	-	-	-	-
Advertising space sales in periodicals and newspapers.....	36	11	06/09	-	-	-	-	-	-	-	-
Advertising space sales in periodicals.....	36	1101		-	-	-	-	-	-	-	-
Advertising space sales in newspapers.....	36	1102		-	-	-	-	-	-	-	-
Advertising space sales in directories and mailing lists.....	36	12	12/08	-	-	-	-	-	-	-	-
Print advertising space sales in directories and mailing lists.....	36	1201	12/08	-	-	-	-	-	-	-	-
Television advertising time sales.....	36	2	06/09	95.658	88.400	85.878	88.285	86.904	-2.9	2.8	-1.6
Television advertising time sales.....	36	21	06/09	95.658	88.400	85.878	88.285	86.904	-2.9	2.8	-1.6
Broadcast and network television advertising time sales.....	36	2101	12/08	83.810	81.935	80.316	80.616	75.989	-2.0	0.4	-5.7
Cable network advertising time sales.....	36	2102	12/08	-	-	-	-	-	-	-	-
Local cable system advertising time sales.....			12/08	-	-	-	-	-	-	-	-
Radio advertising time sales.....	36	3	03/09	89.394	98.952	97.372	96.203	99.938	-1.6	-1.2	3.9
Radio advertising time sales.....	36	31	03/09	89.394	98.952	97.372	96.203	99.938	-1.6	-1.2	3.9
Radio advertising time sales.....	36	3101	03/09	89.394	98.952	97.372	96.203	99.938	-1.6	-1.2	3.9
Internet advertising sales.....			12/22	-	-	-	-	-	-	-	-
Internet advertising sales.....			12/22	-	-	-	-	-	-	-	-

See footnotes at end of table.

Table 8. Producer price indexes and percentage changes for selected commodity and service groupings and individual items, seasonally adjusted — Continued
 [May 2023, Index base 1982=100, unless otherwise indicated]

Title	Commodity code		Other index base	Seasonally adjusted index ¹					Seasonally adjusted 1-month percent change ¹		
	Group code	Item code		Jan. 2023	Feb. 2023 ^P	Mar. 2023 ^P	Apr. 2023 ^P	May 2023 ^P	Feb. to Mar. ^P	Mar. to Apr. ^P	Apr. to May ^P
Internet advertising sales.....			12/22	-	-	-	-	-	-	-	-
Wired telephone services.....	37	1	06/09	-	-	-	-	-	-	-	-
Residential wired telephone services.....	37	11	06/09	-	-	-	-	-	-	-	-
Local residential wired telephone service.....	37	1101	12/08	-	-	-	-	-	-	-	-
Long distance residential wired telephone service.....	37	1102	03/09	-	-	-	-	-	-	-	-
All-distance residential wired telephone service.....	37	1103	12/11	-	-	-	-	-	-	-	-
Business wired telephone services.....			06/09	-	-	-	-	-	-	-	-
Local business wired telephone service.....			12/08	-	-	-	-	-	-	-	-
Long distance business wired telephone and other toll service.....	37	1202	04/09	100.406	100.576	99.028	100.638	99.753	-1.5	1.6	-0.9
Private line wired telephone service.....	37	1204	12/11	-	-	-	-	-	-	-	-
All-distance business wired telephone service (partial).....			05/22	-	-	-	-	-	-	-	-
Other telephone services.....			12/08	-	-	-	-	-	-	-	-
Other wired telephone services.....			12/08	-	-	-	-	-	-	-	-
Wireless telecommunication services.....	37	2	06/09	65.940	66.074	66.123	66.219	66.054	0.1	0.1	-0.2
Cellular phone and other wireless telecommunication services.....	37	21	03/09	64.369	64.564	64.590	64.651	64.547	0.0	0.1	-0.2
Cellular phone and other wireless telecommunication services.....	37	2101	03/09	64.369	64.564	64.590	64.651	64.547	0.0	0.1	-0.2
Cable and satellite subscriber services.....	37	3	12/08	162.239	161.461	163.856	164.243	164.464	1.5	0.2	0.1
Cable and satellite subscriber services.....	37	31	12/08	162.239	161.461	163.856	164.243	164.464	1.5	0.2	0.1
Cable and satellite subscriber services.....	37	3101	12/08	162.239	161.461	163.856	164.243	164.464	1.5	0.2	0.1
Internet access services.....			03/09	-	-	-	-	-	-	-	-
Internet access services.....			03/09	-	-	-	-	-	-	-	-
Residential Internet access services.....			12/11	-	-	-	-	-	-	-	-
Business Internet access services.....	37	4103	12/11	-	-	-	-	-	-	-	-
Bundled wired telecommunications access services.....			12/11	-	-	-	-	-	-	-	-
Bundled wired telecommunications access services.....			12/11	-	-	-	-	-	-	-	-
Bundled wired telecommunications access services.....			12/11	-	-	-	-	-	-	-	-
Data processing and related services.....			06/09	-	-	-	-	-	-	-	-
Data processing and related services.....			06/09	-	-	-	-	-	-	-	-
Hosting, ASP and other IT infrastructure provisioning services.....			12/08	-	-	-	-	-	-	-	-
Business process management services (partial).....			12/08	-	-	-	-	-	-	-	-
Data management, information transformation and other services.....			12/08	-	-	-	-	-	-	-	-
Loan services (partial).....	39	1	06/09	192.070	208.294	197.167	202.887	206.915	-5.3	2.9	2.0
Business loans (partial).....	39	11	04/09	369.935	410.003	386.147	396.892	409.763	-5.8	2.8	3.2
Business loans (partial).....	39	1101	04/09	369.935	410.003	386.147	396.892	409.763	-5.8	2.8	3.2
Consumer loans (partial).....	39	12	06/09	120.755	124.623	118.763	122.292	121.759	-4.7	3.0	-0.4
Residential real estate loans (partial).....			04/09	-	-	-	-	-	-	-	-
Vehicle loans (partial).....	39	1202	04/09	60.404	61.343	54.739	55.770	57.972	-10.8	1.9	3.9
Credit cards, overdraft credit, and related plans (partial).....	39	1203	04/09	185.087	191.323	186.648	192.828	196.917	-2.4	3.3	2.1
Other loans and loan services (partial).....			04/09	-	-	-	-	-	-	-	-
Other loans and loan services (partial).....			04/09	-	-	-	-	-	-	-	-
Deposit services (partial).....			04/09	-	-	-	-	-	-	-	-
Deposit services (partial).....			04/09	-	-	-	-	-	-	-	-
Deposit services (partial).....			04/09	-	-	-	-	-	-	-	-
Other credit intermediation services, including trust services (partial).....			04/09	-	-	-	-	-	-	-	-
Other credit intermediation services, including trust services (partial).....			04/09	-	-	-	-	-	-	-	-
Other credit intermediation services, including trust services (partial).....			04/09	-	-	-	-	-	-	-	-
Securities brokerage, dealing, investment advice, and related services.....			06/09	-	-	-	-	-	-	-	-
Securities brokerage, dealing, investment advice, and related services.....			06/09	-	-	-	-	-	-	-	-
Securities brokerage, dealing, and investment advice.....			12/08	-	-	-	-	-	-	-	-
Securities brokerage and dealing related services (partial).....			12/08	-	-	-	-	-	-	-	-
Portfolio management.....			12/08	-	-	-	-	-	-	-	-
Portfolio management.....			12/08	-	-	-	-	-	-	-	-
Portfolio management.....			12/08	-	-	-	-	-	-	-	-
Investment banking.....			12/08	-	-	-	-	-	-	-	-
Investment banking.....			12/08	-	-	-	-	-	-	-	-
Investment banking.....			12/08	-	-	-	-	-	-	-	-
Insurance.....	41	1	06/09	131.371	131.645	131.913	132.132	132.189	0.2	0.2	0.0
Insurance.....	41	11	06/09	131.371	131.645	131.913	132.132	132.189	0.2	0.2	0.0
Life insurance.....	41	1101	03/09	-	-	-	-	-	-	-	-
Disability insurance, including accidental death.....	41	1102	03/09	-	-	-	-	-	-	-	-
Health and medical insurance.....	41	1103	03/09	146.994	147.381	147.621	147.870	147.964	0.2	0.2	0.1
Property and casualty insurance.....	41	1104	03/09	-	-	-	-	-	-	-	-
Annuities.....			03/09	-	-	-	-	-	-	-	-

See footnotes at end of table.

Table 8. Producer price indexes and percentage changes for selected commodity and service groupings and individual items, seasonally adjusted — Continued
 [May 2023, Index base 1982=100, unless otherwise indicated]

Title	Commodity code		Other index base	Seasonally adjusted index ¹					Seasonally adjusted 1-month percent change ¹		
	Group code	Item code		Jan. 2023	Feb. 2023 ^P	Mar. 2023 ^P	Apr. 2023 ^P	May 2023 ^P	Feb. to Mar. ^P	Mar. to Apr. ^P	Apr. to May ^P
Annuities.....			03/09	-	-	-	-	-	-	-	-
Annuities.....			03/09	-	-	-	-	-	-	-	-
Commissions from sales of insurance.....	42	1	06/09	-	-	-	-	-	-	-	-
Commissions from sales of insurance.....	42	11	06/09	-	-	-	-	-	-	-	-
Commissions from sales of life insurance and annuities.....	42	1101	06/09	-	-	-	-	-	-	-	-
Commissions from sales of health and medical insurance.....			06/09	-	-	-	-	-	-	-	-
Commissions from sales of property and casualty insurance.....	42	1103	06/09	-	-	-	-	-	-	-	-
Commissions from sales of other insurance.....			06/09	-	-	-	-	-	-	-	-
Nonresidential real estate services.....			06/09	-	-	-	-	-	-	-	-
Nonresidential real estate rents.....	43	11	06/09	-	-	-	-	-	-	-	-
Office buildings, gross rents.....			12/08	-	-	-	-	-	-	-	-
Retail properties, gross rents.....			04/09	-	-	-	-	-	-	-	-
Industrial buildings, gross rents.....			04/09	-	-	-	-	-	-	-	-
Self-service storage and miniwarehouses, gross rents.....	43	1104	12/08	-	-	-	-	-	-	-	-
Other nonresidential buildings, gross rents.....			12/08	-	-	-	-	-	-	-	-
Nonresidential property sales and leases including land, brokerage fees and commissions.....			12/08	-	-	-	-	-	-	-	-
Nonresidential property sales and leases including land, brokerage fees and commissions.....			12/08	-	-	-	-	-	-	-	-
Nonresidential property management fees.....			12/08	-	-	-	-	-	-	-	-
Nonresidential property management fees.....			12/08	-	-	-	-	-	-	-	-
Residential real estate services (partial).....	43	2	06/09	171.627	170.731	171.324	171.815	174.074	0.3	0.3	1.3
Residential property sales and rental, brokerage fees and commissions.....	43	21	12/08	190.808	189.774	190.701	191.221	194.097	0.5	0.3	1.5
Residential property sales and rental, brokerage fees and commissions.....	43	2101	12/08	190.808	189.774	190.701	191.221	194.097	0.5	0.3	1.5
Residential property management fees.....			12/08	-	-	-	-	-	-	-	-
Residential property management fees.....			12/08	-	-	-	-	-	-	-	-
Real estate appraisal fees.....			12/08	-	-	-	-	-	-	-	-
Real estate appraisal fees.....			12/08	-	-	-	-	-	-	-	-
Real estate appraisal fees.....			12/08	-	-	-	-	-	-	-	-
Passenger car rental.....	44	1	03/09	109.239	107.677	106.640	109.263	104.713	-1.0	2.5	-4.2
Passenger car rental.....	44	11	03/09	109.239	107.677	106.640	109.263	104.713	-1.0	2.5	-4.2
Passenger car rental.....	44	1101	03/09	109.239	107.677	106.640	109.263	104.713	-1.0	2.5	-4.2
Truck, trailer, and RV rental and leasing.....			06/09	-	-	-	-	-	-	-	-
Truck, trailer, and RV rental and leasing.....			06/09	-	-	-	-	-	-	-	-
Truck, truck trailer and RV rental.....			12/08	-	-	-	-	-	-	-	-
Truck, truck trailer and RV leasing.....			12/08	-	-	-	-	-	-	-	-
Construction, mining, and forestry machinery and equipment rental and leasing.....			03/09	-	-	-	-	-	-	-	-
Construction, mining, and forestry machinery and equipment rental and leasing.....			03/09	-	-	-	-	-	-	-	-
Construction, mining, and forestry machinery and equipment rental and leasing.....			03/09	-	-	-	-	-	-	-	-
Legal services.....	45	1	03/09	159.724	161.384	161.869	162.181	161.864	0.3	0.2	-0.2
Legal services.....	45	11	03/09	159.724	161.384	161.869	162.181	161.864	0.3	0.2	-0.2
Legal services.....	45	1101	03/09	159.724	161.384	161.869	162.181	161.864	0.3	0.2	-0.2
Accounting services (partial).....	45	2	06/09	123.170	124.665	125.896	126.788	126.934	1.0	0.7	0.1
Accounting services, excluding payroll.....	45	21	06/09	123.170	124.665	125.896	126.788	126.934	1.0	0.7	0.1
Financial auditing.....	45	2101	12/08	-	-	-	-	-	-	-	-
Tax preparation and planning.....	45	2102	04/09	127.097	127.855	128.173	128.635	129.379	0.2	0.4	0.6
Bookkeeping and compilation.....			12/08	-	-	-	-	-	-	-	-
Other accounting services, including billing and review (partial).....			12/08	-	-	-	-	-	-	-	-
Architectural and engineering services.....	45	3	06/09	130.115	130.617	130.567	131.480	131.796	0.0	0.7	0.2
Architectural services.....			03/09	-	-	-	-	-	-	-	-
Architectural services.....			03/09	-	-	-	-	-	-	-	-
Engineering services.....	45	32	03/09	133.461	134.034	133.944	134.912	135.336	-0.1	0.7	0.3
Engineering services.....	45	3201	03/09	133.461	134.034	133.944	134.912	135.336	-0.1	0.7	0.3
Management, scientific, and technical consulting services.....	45	4	06/09	115.838	114.372	114.571	114.664	114.945	0.2	0.1	0.2
Management consulting services.....	45	41	06/09	115.838	114.372	114.571	114.664	114.945	0.2	0.1	0.2
Administrative and general management consulting services.....	45	4101	12/08	137.620	134.599	134.694	134.782	134.942	0.1	0.1	0.1
Human resources consulting services.....			12/08	-	-	-	-	-	-	-	-
Marketing consulting services.....			12/08	-	-	-	-	-	-	-	-
Process, physical distribution, and logistics consulting services.....			12/08	-	-	-	-	-	-	-	-
Advertising and related services (partial).....			12/08	-	-	-	-	-	-	-	-
Advertising agency services.....			12/08	-	-	-	-	-	-	-	-
Advertising agency services.....			12/08	-	-	-	-	-	-	-	-

See footnotes at end of table.

Table 8. Producer price indexes and percentage changes for selected commodity and service groupings and individual items, seasonally adjusted — Continued
 [May 2023, Index base 1982=100, unless otherwise indicated]

Title	Commodity code		Other index base	Seasonally adjusted index ¹					Seasonally adjusted 1-month percent change ¹		
	Group code	Item code		Jan. 2023	Feb. 2023 ^P	Mar. 2023 ^P	Apr. 2023 ^P	May 2023 ^P	Feb. to Mar. ^P	Mar. to Apr. ^P	Apr. to May ^P
Information technology (IT) technical support and consulting services (partial) . . .	45	6	12/08	-	-	-	-	-	-	-	-
Information technology (IT) technical support and consulting services (partial)	45	61	12/08	-	-	-	-	-	-	-	-
Information technology (IT) technical support and consulting services (partial)	45	6101	12/08	-	-	-	-	-	-	-	-
Permanent placement services			03/09	-	-	-	-	-	-	-	-
Permanent placement services			03/09	-	-	-	-	-	-	-	-
Employment placement services			03/09	-	-	-	-	-	-	-	-
Executive search services			12/08	-	-	-	-	-	-	-	-
Executive search services			12/08	-	-	-	-	-	-	-	-
Executive search services			12/08	-	-	-	-	-	-	-	-
Staffing services	46	3	06/09	129.270	128.989	129.797	130.905	131.137	0.6	0.9	0.2
Temporary help services			03/09	-	-	-	-	-	-	-	-
Temporary help services			03/09	-	-	-	-	-	-	-	-
Co-employment staffing services	46	32	12/08	119.397	119.417	119.407	120.373	120.595	0.0	0.8	0.2
Co-employment staffing services	46	3201	12/08	119.397	119.417	119.407	120.373	120.595	0.0	0.8	0.2
Arrangement of flights (partial)	47	1	06/09	102.646	103.656	104.387	104.417	104.422	0.7	0.0	0.0
Arrangement of international flights	47	11	12/08	107.348	109.085	109.865	109.916	109.925	0.7	0.0	0.0
Arrangement of international flights	47	1101	12/08	107.348	109.085	109.865	109.916	109.925	0.7	0.0	0.0
Arrangement of domestic flights			12/08	-	-	-	-	-	-	-	-
Arrangement of domestic flights (partial)			12/08	-	-	-	-	-	-	-	-
Arrangement of vehicle rentals and lodging	47	2	12/08	-	-	-	-	-	-	-	-
Arrangement of vehicle rentals and lodging	47	21	12/08	-	-	-	-	-	-	-	-
Arrangement of vehicle rentals and lodging (partial)	47	2101	12/08	-	-	-	-	-	-	-	-
Arrangement of cruises and tours			12/08	-	-	-	-	-	-	-	-
Arrangement of cruises and tours			12/08	-	-	-	-	-	-	-	-
Arrangement of cruises and tours			12/08	-	-	-	-	-	-	-	-
Other travel arrangements (partial)			12/08	-	-	-	-	-	-	-	-
Other travel arrangements (partial)			12/08	-	-	-	-	-	-	-	-
Other travel arrangements (partial)			12/08	-	-	-	-	-	-	-	-
Security guard services			03/09	-	-	-	-	-	-	-	-
Security guard services			03/09	-	-	-	-	-	-	-	-
Security guard services			03/09	-	-	-	-	-	-	-	-
Janitorial services			03/09	-	-	-	-	-	-	-	-
Janitorial services			03/09	-	-	-	-	-	-	-	-
Janitorial services			03/09	-	-	-	-	-	-	-	-
Waste collection	50	1	12/08	160.201	162.829	164.622	166.416	167.649	1.1	1.1	0.7
Solid waste collection	50	11	12/08	160.201	162.829	164.622	166.416	167.649	1.1	1.1	0.7
Solid waste collection	50	1101	12/08	160.201	162.829	164.622	166.416	167.649	1.1	1.1	0.7
Outpatient care (partial)	51	1	06/09	126.182	126.675	126.944	127.483	127.652	0.2	0.4	0.1
Outpatient care (partial)	51	11	06/09	126.182	126.675	126.944	127.483	127.652	0.2	0.4	0.1
Physician care	51	1101	03/09	116.011	116.181	116.339	116.466	116.615	0.1	0.1	0.1
Medical laboratory and diagnostic imaging center care			03/09	-	-	-	-	-	-	-	-
Home health and hospice care	51	1103	12/08	122.848	122.975	123.438	124.710	124.809	0.4	1.0	0.1
Hospital outpatient care	51	1104	12/08	-	-	-	-	-	-	-	-
Dental care	51	1105	06/10	128.388	130.853	131.046	131.023	131.085	0.1	0.0	0.0
Inpatient care	51	2	06/09	144.729	145.223	146.165	146.710	147.044	0.6	0.4	0.2
Inpatient care	51	21	06/09	144.729	145.223	146.165	146.710	147.044	0.6	0.4	0.2
Hospital inpatient care	51	2101	12/08	146.073	146.409	147.431	148.105	148.508	0.7	0.5	0.3
Nursing home care	51	2102	12/08	143.569	144.738	145.469	145.747	145.922	0.5	0.2	0.1
Intellectual and developmental disability center care	51	2103	12/08	183.867	183.953	184.848	184.455	184.398	0.5	-0.2	0.0
Sales of blood and blood products, organs, and tissues			03/09	-	-	-	-	-	-	-	-
Sales of blood and blood products, organs, and tissues			03/09	-	-	-	-	-	-	-	-
Sales of blood and blood products, organs, and tissues			03/09	-	-	-	-	-	-	-	-
Traveler accommodation services	53	1	06/09	138.307	133.976	142.315	143.721	142.951	6.2	1.0	-0.5
Traveler accommodation services	53	11	06/09	138.307	133.976	142.315	143.721	142.951	6.2	1.0	-0.5
Guestroom or unit rental	53	1101	03/09	142.717	137.858	147.155	148.788	147.936	6.7	1.1	-0.6
Other traveler accommodation services			03/09	-	-	-	-	-	-	-	-
Food and beverage for immediate consumption services (partial)	54	1	06/09	-	-	-	-	-	-	-	-
Food and nonalcoholic beverages for immediate consumption (partial)	54	11	04/09	-	-	-	-	-	-	-	-
Food and nonalcoholic beverages for immediate consumption (partial)	54	1101	04/09	-	-	-	-	-	-	-	-
Alcoholic beverages for immediate consumption (partial)			12/08	-	-	-	-	-	-	-	-
Alcoholic beverages for immediate consumption (partial)			12/08	-	-	-	-	-	-	-	-

See footnotes at end of table.

Table 8. Producer price indexes and percentage changes for selected commodity and service groupings and individual items, seasonally adjusted — Continued
 [May 2023, Index base 1982=100, unless otherwise indicated]

Title	Commodity code		Other index base	Seasonally adjusted index ¹					Seasonally adjusted 1-month percent change ¹		
	Group code	Item code		Jan. 2023	Feb. 2023 ^P	Mar. 2023 ^P	Apr. 2023 ^P	May 2023 ^P	Feb. to Mar. ^P	Mar. to Apr. ^P	Apr. to May ^P
Commercial and industrial machinery and equipment repair and maintenance. . .	55	1	03/09	151.076	150.505	152.070	154.156	154.737	1.0	1.4	0.4
Commercial and industrial machinery and equipment repair and maintenance.....	55	11	03/09	151.076	150.505	152.070	154.156	154.737	1.0	1.4	0.4
Commercial machinery repair and maintenance.....	55	1101	03/09	151.076	150.505	152.070	154.156	154.737	1.0	1.4	0.4
Motor vehicle repair and maintenance (partial).....	55	2	12/08	156.180	156.182	157.666	158.337	158.522	1.0	0.4	0.1
Motor vehicle repair and maintenance (partial).....	55	21	12/08	156.180	156.182	157.666	158.337	158.522	1.0	0.4	0.1
Motor vehicle repair and maintenance (partial).....	55	2101	12/08	156.180	156.182	157.666	158.337	158.522	1.0	0.4	0.1
Ship repair and maintenance.....			06/09	-	-	-	-	-	-	-	-
Ship repair and maintenance.....			06/09	-	-	-	-	-	-	-	-
Ship repair, military.....			12/08	-	-	-	-	-	-	-	-
Ship repair, nonmilitary.....	55	3102	12/08	-	-	-	-	-	-	-	-
Aircraft repair and maintenance.....	55	4	04/09	137.891	140.422	141.463	141.975	142.326	0.7	0.4	0.2
Aircraft repair and maintenance.....	55	41	04/09	137.891	140.422	141.463	141.975	142.326	0.7	0.4	0.2
Aircraft repair and maintenance.....	55	4101	04/09	137.891	140.422	141.463	141.975	142.326	0.7	0.4	0.2
Membership dues and admissions and recreation facility use fees (partial)	56	1	06/09	-	-	-	-	-	-	-	-
Membership dues and admissions and recreation facility use fees (partial)	56	11	06/09	-	-	-	-	-	-	-	-
Membership dues.....	56	1101	04/09	-	-	-	-	-	-	-	-
Admissions and recreational facilities use fees (partial).....	56	1102	12/08	-	-	-	-	-	-	-	-
Recreational activity instruction fees (partial).....	56	2	12/08	-	-	-	-	-	-	-	-
Recreational activity instruction fees (partial).....	56	21	12/08	-	-	-	-	-	-	-	-
Recreational activity instruction fees (partial).....	56	2101	12/08	-	-	-	-	-	-	-	-
Gaming receipts (partial).....			12/08	-	-	-	-	-	-	-	-
Gaming receipts (partial).....			12/08	-	-	-	-	-	-	-	-
Gaming receipts (partial).....			12/08	-	-	-	-	-	-	-	-
Machinery and equipment and parts and supplies wholesaling.....			06/09	-	-	-	-	-	-	-	-
Machinery and equipment and parts and supplies wholesaling.....			06/09	-	-	-	-	-	-	-	-
Parts and supplies for machinery and equipment wholesaling.....			03/09	-	-	-	-	-	-	-	-
Machinery and vehicle wholesaling.....			05/19	-	-	-	-	-	-	-	-
Professional and commercial equipment wholesaling.....			05/19	-	-	-	-	-	-	-	-
Furnishings wholesaling.....			03/09	-	-	-	-	-	-	-	-
Furnishings wholesaling.....			03/09	-	-	-	-	-	-	-	-
Furnishings wholesaling.....			03/09	-	-	-	-	-	-	-	-
Building materials, paint, and hardware wholesaling.....	57	3	03/09	138.959	136.163	133.772	134.657	132.617	-1.8	0.7	-1.5
Building materials, paint, and hardware wholesaling.....	57	31	03/09	138.959	136.163	133.772	134.657	132.617	-1.8	0.7	-1.5
Building materials, paint, and hardware wholesaling.....	57	3101	03/09	138.959	136.163	133.772	134.657	132.617	-1.8	0.7	-1.5
Metals, minerals, and ores wholesaling.....			03/09	-	-	-	-	-	-	-	-
Metals, minerals, and ores wholesaling.....			03/09	-	-	-	-	-	-	-	-
Metals, minerals, and ores wholesaling.....			03/09	-	-	-	-	-	-	-	-
Chemicals and allied products wholesaling.....	57	5	03/09	-	-	-	-	-	-	-	-
Chemicals and allied products wholesaling.....	57	51	03/09	-	-	-	-	-	-	-	-
Chemicals and allied products wholesaling.....	57	5101	03/09	-	-	-	-	-	-	-	-
Paper and plastics products wholesaling.....			03/09	-	-	-	-	-	-	-	-
Paper and plastics products wholesaling.....			03/09	-	-	-	-	-	-	-	-
Paper and plastics products wholesaling.....			03/09	-	-	-	-	-	-	-	-
Apparel wholesaling.....			03/09	-	-	-	-	-	-	-	-
Apparel wholesaling.....			03/09	-	-	-	-	-	-	-	-
Apparel wholesaling.....			03/09	-	-	-	-	-	-	-	-
Food and alcohol wholesaling.....			06/09	-	-	-	-	-	-	-	-
Food and alcohol wholesaling.....			06/09	-	-	-	-	-	-	-	-
Food wholesaling.....			03/09	-	-	-	-	-	-	-	-
Alcohol wholesaling.....			02/09	-	-	-	-	-	-	-	-
Other commodities wholesaling.....			03/09	-	-	-	-	-	-	-	-
Other commodities wholesaling.....			03/09	-	-	-	-	-	-	-	-
Other commodities wholesaling.....			03/09	-	-	-	-	-	-	-	-
Food and alcohol retailing.....	58	1	03/09	170.133	175.298	177.280	175.338	178.047	1.1	-1.1	1.5
Food and alcohol retailing.....	58	11	03/09	170.133	175.298	177.280	175.338	178.047	1.1	-1.1	1.5
Food retailing.....	58	1102	09/15	136.361	140.193	142.507	140.716	143.226	1.7	-1.3	1.8
Alcohol retailing.....			09/15	-	-	-	-	-	-	-	-
Health and beauty care retailing, including optical goods.....			03/09	-	-	-	-	-	-	-	-
Health and beauty care retailing, including optical goods.....			03/09	-	-	-	-	-	-	-	-
Health and beauty care retailing, including optical goods.....			03/09	-	-	-	-	-	-	-	-
Apparel, jewelry, footwear, and accessories retailing.....	58	3	06/09	129.696	127.487	128.470	123.117	127.277	0.8	-4.2	3.4

See footnotes at end of table.

Table 8. Producer price indexes and percentage changes for selected commodity and service groupings and individual items, seasonally adjusted — Continued
 [May 2023, Index base 1982=100, unless otherwise indicated]

Title	Commodity code		Other index base	Seasonally adjusted index ¹					Seasonally adjusted 1-month percent change ¹		
	Group code	Item code		Jan. 2023	Feb. 2023 ^P	Mar. 2023 ^P	Apr. 2023 ^P	May 2023 ^P	Feb. to Mar. ^P	Mar. to Apr. ^P	Apr. to May ^P
Apparel, jewelry, footwear, and accessories retailing.....	58	31	06/09	129.696	127.487	128.470	123.117	127.277	0.8	-4.2	3.4
Apparel, footwear, and accessories retailing.....	58	3101	03/09	125.077	122.490	123.539	117.645	122.782	0.9	-4.8	4.4
Jewelry retailing.....	58	3102	03/09	-	-	-	-	-	-	-	-
Computer hardware, software, and supplies retailing.....			03/09	-	-	-	-	-	-	-	-
Computer hardware, software, and supplies retailing.....			03/09	-	-	-	-	-	-	-	-
Computer hardware, software, and supplies retailing.....			03/09	-	-	-	-	-	-	-	-
TV, video, and photographic equipment and supplies retailing.....	58	5	03/09	57.918	50.562	53.975	54.674	54.030	6.8	1.3	-1.2
TV, video, and photographic equipment and supplies retailing.....	58	51	03/09	57.918	50.562	53.975	54.674	54.030	6.8	1.3	-1.2
TV, video, and photographic equipment and supplies retailing.....	58	5101	03/09	57.918	50.562	53.975	54.674	54.030	6.8	1.3	-1.2
Automobiles and automobile parts retailing.....	58	6	06/09	183.833	183.915	181.867	176.394	183.869	-1.1	-3.0	4.2
Automobiles and automobile parts retailing.....	58	61	06/09	183.833	183.915	181.867	176.394	183.869	-1.1	-3.0	4.2
Automobile retailing (Partial).....	58	6101	03/09	199.452	200.162	198.473	192.990	202.546	-0.8	-2.8	5.0
Automotive parts, including tires, retailing.....			03/09	-	-	-	-	-	-	-	-
RVs, trailers, and campers retailing.....			03/09	-	-	-	-	-	-	-	-
RVs, trailers, and campers retailing.....			03/09	-	-	-	-	-	-	-	-
RVs, trailers, and campers retailing.....			03/09	-	-	-	-	-	-	-	-
Sporting goods, including boats, retailing.....	58	9	03/09	123.176	122.514	121.993	125.809	120.787	-0.4	3.1	-4.0
Sporting goods, including boats, retailing.....	58	91	03/09	123.176	122.514	121.993	125.809	120.787	-0.4	3.1	-4.0
Sporting goods, including boats, retailing.....	58	9101	03/09	123.176	122.514	121.993	125.809	120.787	-0.4	3.1	-4.0
Lawn, garden, and farm equipment and supplies retailing.....			03/09	-	-	-	-	-	-	-	-
Lawn, garden, and farm equipment and supplies retailing.....			03/09	-	-	-	-	-	-	-	-
Lawn, garden, and farm equipment and supplies retailing.....			03/09	-	-	-	-	-	-	-	-
Furniture retailing.....			03/09	-	-	-	-	-	-	-	-
Furniture retailing.....			03/09	-	-	-	-	-	-	-	-
Furniture retailing.....			03/09	-	-	-	-	-	-	-	-
Flooring and floor coverings retailing.....			03/09	-	-	-	-	-	-	-	-
Flooring and floor coverings retailing.....			03/09	-	-	-	-	-	-	-	-
Flooring and floor coverings retailing.....			03/09	-	-	-	-	-	-	-	-
Hardware and building materials and supplies retailing.....	58	D	03/09	162.666	154.524	155.294	151.321	150.894	0.5	-2.6	-0.3
Hardware and building materials and supplies retailing.....	58	D1	03/09	162.666	154.524	155.294	151.321	150.894	0.5	-2.6	-0.3
Hardware and building materials and supplies retailing.....	58	D101	03/09	162.666	154.524	155.294	151.321	150.894	0.5	-2.6	-0.3
Major household appliance retailing.....	58	E	03/09	124.149	139.287	127.583	131.831	126.372	-8.4	3.3	-4.1
Major household appliance retailing.....	58	E1	03/09	124.149	139.287	127.583	131.831	126.372	-8.4	3.3	-4.1
Major household appliance retailing.....	58	E101	03/09	124.149	139.287	127.583	131.831	126.372	-8.4	3.3	-4.1
Fuels and lubricants retailing.....	58	F	06/09	290.092	287.114	249.989	247.292	275.359	-12.9	-1.1	11.3
Fuels and lubricants retailing.....	58	F1	06/09	290.092	287.114	249.989	247.292	275.359	-12.9	-1.1	11.3
Automotive fuels and lubricants retailing.....			03/09	-	-	-	-	-	-	-	-
Household fuels retailing.....	58	F102	03/09	164.623	181.139	176.113	159.711	168.572	-2.8	-9.3	5.5
Cleaning supplies and paper products retailing.....			03/09	-	-	-	-	-	-	-	-
Cleaning supplies and paper products retailing.....			03/09	-	-	-	-	-	-	-	-
Cleaning supplies and paper products retailing.....			03/09	-	-	-	-	-	-	-	-
Book retailing.....			03/09	-	-	-	-	-	-	-	-
Book retailing.....			03/09	-	-	-	-	-	-	-	-
Book retailing.....			03/09	-	-	-	-	-	-	-	-
Other merchandise retailing (partial).....	58	I	03/09	140.498	135.830	139.249	140.885	137.795	2.5	1.2	-2.2
Other merchandise retailing (partial).....	58	I1	03/09	140.498	135.830	139.249	140.885	137.795	2.5	1.2	-2.2
Other merchandise retailing (partial).....	58	I101	03/09	140.498	135.830	139.249	140.885	137.795	2.5	1.2	-2.2
Metal treatment services.....			12/84	-	-	-	-	-	-	-	-
Metal treatment services.....			12/84	-	-	-	-	-	-	-	-
Metal plating and polishing.....	59	1101	12/84	250.792	251.182	250.209	249.011	249.087	-0.4	-0.5	0.0
Metal coating and allied services.....			12/84	-	-	-	-	-	-	-	-
Metal heat treating.....			06/85	-	-	-	-	-	-	-	-
Mining services.....	60	1	06/85	-	-	-	-	-	-	-	-
Mining services.....	60	11	06/85	-	-	-	-	-	-	-	-
Metal mining services.....			12/85	-	-	-	-	-	-	-	-
Support activities for coal mining.....	60	1102	06/85	-	-	-	-	-	-	-	-
Drilling oil and gas wells services.....	60	1103	12/85	-	-	-	-	-	-	-	-
Support activities for oil and gas operations.....			12/85	-	-	-	-	-	-	-	-
Contract work on textile products and apparel.....			06/10	-	-	-	-	-	-	-	-
Contract work on textile products and apparel.....			06/10	-	-	-	-	-	-	-	-
Contract work on textile products.....	61	1102	06/87	-	-	-	-	-	-	-	-
Contract work on apparel.....			06/87	-	-	-	-	-	-	-	-

See footnotes at end of table.

Table 8. Producer price indexes and percentage changes for selected commodity and service groupings and individual items, seasonally adjusted — Continued
 [May 2023, Index base 1982=100, unless otherwise indicated]

Title	Commodity code		Other index base	Seasonally adjusted index ¹					Seasonally adjusted 1-month percent change ¹		
	Group code	Item code		Jan. 2023	Feb. 2023 ^p	Mar. 2023 ^p	Apr. 2023 ^p	May 2023 ^p	Feb. to Mar. ^p	Mar. to Apr. ^p	Apr. to May ^p
Contract & commission receipts for tanning or finishing leather owned by others.....			06/11	-	-	-	-	-	-	-	-
Contract & commission receipts for tanning or finishing leather owned by others.....			06/11	-	-	-	-	-	-	-	-
Contract and commission receipts for tanning or finishing leather owned by others.....			12/97	-	-	-	-	-	-	-	-
New nonresidential building construction.....			06/09	-	-	-	-	-	-	-	-
New nonresidential building construction.....			06/09	-	-	-	-	-	-	-	-
New warehouse building construction.....			12/04	-	-	-	-	-	-	-	-
New school building construction.....			12/05	-	-	-	-	-	-	-	-
New office building construction.....			06/06	-	-	-	-	-	-	-	-
New industrial building construction.....			06/07	-	-	-	-	-	-	-	-
New health care building construction.....			06/12	-	-	-	-	-	-	-	-
Maintenance and repair of nonresidential buildings (partial).....	80	2	04/09	-	-	-	-	-	-	-	-
Maintenance and repair of nonresidential buildings (partial).....	80	21	04/09	-	-	-	-	-	-	-	-
Maintenance and repair of nonresidential buildings (partial).....	80	2101	04/09	-	-	-	-	-	-	-	-

¹ All indexes are subject to revision for 4 months after their originally scheduled publication to incorporate late reports and corrections by survey respondents. In addition, seasonally adjusted indexes are subject to change for up to 5 years due to the recalculation of seasonal factors published each January.

² Due to incomplete coverage of the services sector, some services indexes in this table reflect only a portion of their wherever-provided output. These indexes are flagged using the term "partial" at the end of their titles. For more information regarding wherever-provided services indexes, go to <https://www.bls.gov/ppi/wepnotice.htm>. This webpage includes methodology documentation, a table identifying missing coverage areas for those indexes with incomplete coverage, and a concordance table between wherever-provided services indexes and Census product codes.

^p Preliminary

"-" Seasonal tests did not indicate the presence of seasonality.

Table 9. Producer price indexes for commodity and service groupings and individual items, not seasonally adjusted

[May 2023, Index base 1982=100, unless otherwise indicated]

Title	Commodity code		Other index base	Unadjusted index ¹				
	Group code	Item code		Jan. 2023	Feb. 2023 ^P	Mar. 2023 ^P	Apr. 2023 ^P	May 2023 ^P
Goods								
All commodities.....	00	000000		260.227	258.672	257.071	257.106	253.954
Industrial commodities.....	IND	THRU15		260.405	259.215	257.050	256.994	253.981
Farm products, processed foods and feeds.....	PFF	PLUS02		256.677	253.530	254.434	254.867	251.138
Farm products.....	01	—		246.265	242.129	241.473	245.397	234.336
Fruits & melons, fresh/dry vegs. & nuts.....	01	1		271.687	247.469	236.193	272.992	249.477
Fresh fruits and melons.....	01	11		189.518	176.905	171.311	175.440	171.077
Citrus fruits.....	01	1101		331.855	312.636	303.036	315.926	339.302
Grapefruits.....	01	110101		633.264	634.109	651.887	650.837	634.806
Lemons.....	01	110104		274.370	254.290	253.682	278.107	297.869
Valencia oranges.....	01	110105		303.573	243.091	239.956	236.590	—
Navel oranges.....	01	110106		222.602	207.483	197.079	212.073	248.780
Tangerines.....	01	110108	12/91	459.232	592.387	543.831	—	530.663
Tangelos.....	01	110110	12/17	—	109.109	—	—	—
Other fruits and berries.....	01	1102		172.143	159.778	154.381	158.745	152.375
Avocados.....	01	110205	12/91	338.701	—	—	163.394	144.195
Kiwifruit.....	01	110206	12/91	263.422	—	—	—	—
Granny Smith apples.....	01	110208	12/91	217.620	220.864	208.125	217.475	216.180
Golden delicious apples.....	01	110211	12/91	233.348	233.348	227.541	227.583	219.630
Red delicious apples.....	01	110215		327.107	339.720	329.171	309.403	297.114
McIntosh apples.....	01	110216		233.798	234.690	230.520	264.038	264.038
Gala apples.....	01	110220	03/15	141.754	140.089	129.526	122.860	116.279
Pears.....	01	110221		165.730	169.017	158.370	144.573	149.305
Strawberries.....	01	110222		228.781	171.170	159.657	189.592	94.796
Blueberries.....	01	110227	12/91	—	—	—	—	59.445
Grapes.....	01	110228		137.920	144.152	145.532	145.532	145.532
Wine grapes.....	01	1102283	12/11	109.906	114.955	116.074	116.074	116.074
Juice grapes.....	01	1102284	01/16	174.071	174.071	174.071	174.071	174.071
Fuji apples.....	01	110229	03/15	181.723	176.190	158.718	151.293	146.051
Empire apples.....	01	110230	10/15	137.466	137.466	137.466	129.535	129.535
Melons.....	01	1103	12/91	242.200	242.200	242.200	221.692	212.772
Cantaloupes.....	01	110301		293.046	293.046	293.046	—	—
Watermelons.....	01	110303	12/91	—	—	—	333.838	320.406
Fresh and dry vegetables.....	01	13		355.985	307.388	284.280	384.116	323.302
Dry vegetables.....	01	1301		235.031	236.844	232.467	235.634	231.677
Dry beans.....	01	13011	09/15	160.302	162.640	161.965	162.967	162.686
Dry pinto beans.....	01	130110	12/91	388.778	388.778	388.778	388.778	388.778
Dry great northern beans.....	01	130111	12/91	439.002	439.002	439.002	439.002	439.002
Dry pea beans.....	01	130113		239.067	238.669	234.023	—	231.768
Dry kidney beans.....	01	130114	12/11	117.529	117.293	117.293	118.788	118.788
Dry small red beans.....	01	130115	12/11	81.939	—	—	—	—
Dry garbanzo beans.....	01	130116	12/11	77.073	83.257	83.257	85.529	85.318
Dry black beans.....	01	130117	09/15	186.674	189.422	187.707	187.707	188.623
Dry peas and lentils.....	01	13012	09/15	141.856	141.561	136.002	139.375	133.934
Dry peas.....	01	130120	12/91	334.115	338.330	317.647	327.842	309.220
Dry lentils.....	01	130121	12/91	308.916	298.255	301.634	304.386	304.386
Fresh vegetables, except potatoes.....	01	1302		352.884	277.492	239.683	384.243	284.649
Cabbage.....	01	130211		419.090	333.281	261.694	244.863	249.170
Carrots.....	01	130212		259.390	269.351	269.675	249.208	245.293
Celery.....	01	130213		1,033.816	318.403	325.154	213.290	744.481
Sweet corn.....	01	130214		304.971	326.794	111.963	162.306	173.645
Lettuce.....	01	130215		421.968	279.184	232.698	677.842	342.016
Dry onions.....	01	130216		210.890	188.933	176.069	165.660	194.329
Tomatoes.....	01	130217		305.112	233.320	214.756	151.041	335.973
Snap beans.....	01	130218		401.672	300.713	—	—	—
Asparagus.....	01	130221	12/91	—	—	—	—	560.143
Broccoli.....	01	130222	12/91	345.837	248.606	337.532	631.671	187.653
Cauliflower.....	01	130223	12/91	66.244	165.142	88.493	317.497	76.335
Spinach.....	01	130224	12/91	—	—	—	—	475.032
Greens.....	01	130225	12/91	256.280	248.668	252.294	245.148	243.786
Endive.....	01	130226	12/91	979.685	949.595	704.098	—	638.723
Green peppers.....	01	130228	12/91	575.991	439.894	565.094	373.596	478.223
Eggplant.....	01	130229	12/91	396.870	341.557	—	369.213	452.182
Squash.....	01	130231	12/91	334.398	191.607	263.633	201.994	72.190
Beets.....	01	130232	12/91	126.228	136.637	174.284	121.799	120.471
Cucumbers.....	01	130234	12/91	241.550	—	133.853	243.163	203.856

See footnotes at end of table.

Table 9. Producer price indexes for commodity and service groupings and individual items, not seasonally adjusted — Continued
 [May 2023, Index base 1982=100, unless otherwise indicated]

Title	Commodity code		Other index base	Unadjusted index ¹				
	Group code	Item code		Jan. 2023	Feb. 2023 ^P	Mar. 2023 ^P	Apr. 2023 ^P	May 2023 ^P
Artichokes.....	01	130235	12/11	355.609	253.888	157.620	176.116	155.789
Sweet potatoes.....	01	1303		154.567	154.567	154.567	154.567	148.835
Sweet potatoes.....	01	130301	12/91	99.933	99.933	99.933	99.933	96.227
Potatoes.....	01	1306	12/11	206.347	201.770	202.623	222.644	224.360
Round white potatoes.....	01	130602	12/91	—	—	—	289.322	209.272
Russet potatoes.....	01	130603	12/91	374.133	365.330	370.182	397.595	416.841
Round red potatoes.....	01	130604	12/91	237.753	238.572	223.298	206.325	200.884
Round yellow potatoes.....	01	130605	09/15	151.004	—	115.473	—	—
Tree nuts.....	01	19		1,266.015	1,266.015	1,266.015	1,266.015	1,266.015
Tree nuts.....	01	1901		1,266.015	1,266.015	1,266.015	1,266.015	1,266.015
Pecans.....	01	190101		732.203	732.203	732.203	732.203	732.203
Almonds.....	01	190102	12/91	361.015	361.015	361.015	361.015	361.015
Filberts.....	01	190103	12/91	281.736	281.736	281.736	281.736	281.736
Walnuts.....	01	190104	12/91	174.891	174.891	174.891	174.891	174.891
Macadamias.....	01	190105	12/91	506.013	506.013	506.013	506.013	506.013
Pistachios.....	01	190106	12/91	257.201	257.201	257.201	257.201	257.201
Grains.....	01	2		268.915	279.648	257.021	270.260	257.867
Wheat.....	01	21		238.789	252.844	229.384	238.528	230.669
Wheat.....	01	2101		238.789	252.844	229.384	238.528	230.669
Hard red winter wheat.....	01	210101		233.990	262.367	234.918	249.884	247.926
Hard red spring wheat.....	01	210102		289.896	275.923	262.088	275.161	254.108
Soft white wheat.....	01	210103		191.037	188.911	176.243	173.979	161.786
Soft red winter wheat.....	01	210104		225.100	236.326	206.689	203.824	194.305
Hard amber durum wheat.....	01	210105	12/84	286.604	269.204	261.867	260.696	246.869
Other grains.....	01	22		281.942	292.804	268.463	282.885	268.771
Barley.....	01	2201		306.832	313.230	314.134	313.400	310.038
Barley.....	01	220101		306.832	313.230	314.134	313.400	310.038
Corn.....	01	2202		275.574	286.310	262.233	276.677	262.913
Corn.....	01	220205		275.574	286.310	262.233	276.677	262.913
Oats.....	01	2203		260.145	259.499	264.823	238.567	246.858
Oats.....	01	220311		260.145	259.499	264.823	238.567	246.858
Sorghum.....	01	2205	12/91	311.981	323.039	291.163	305.064	281.454
Sorghum.....	01	220501	12/91	311.981	323.039	291.163	305.064	281.454
Rough rice.....	01	23	12/91	147.158	147.355	149.965	156.752	156.082
Rough rice.....	01	2301	12/91	147.158	147.355	149.965	156.752	156.082
Rough rice.....	01	230103	12/04	250.213	250.548	254.986	266.527	265.387
Long grain rough rice.....	01	2301031	09/15	155.046	158.716	157.798	158.716	157.658
Medium/short grain rough rice.....	01	2301032	09/15	175.796	168.153	179.618	201.911	201.911
Livestock.....	01	3		191.359	201.422	209.654	215.309	215.524
Slaughter cattle.....	01	31		228.815	237.110	245.307	264.656	257.894
Slaughter steers and heifers.....	01	3101		240.536	244.347	250.412	273.560	264.404
Slaughter steers and heifers.....	01	310199	12/91	227.918	231.529	237.275	259.209	250.533
Slaughter cows and bulls.....	01	3102		163.294	186.738	201.937	208.387	209.541
Slaughter cows and bulls.....	01	310299	12/91	146.851	167.934	181.603	187.403	188.441
Slaughter vealers.....	01	3103		99.140	98.065	97.816	93.447	96.289
Slaughter vealers.....	01	310399	12/91	85.647	84.719	84.504	80.729	83.184
Slaughter hogs.....	01	32		94.030	100.244	103.139	91.455	96.786
Slaughter barrows and gilts.....	01	3201		93.724	99.157	101.689	91.030	97.490
Slaughter barrows and gilts.....	01	320199	12/91	141.705	149.919	153.748	137.631	147.399
Slaughter sows.....	01	3202		85.793	123.442	140.899	88.799	45.505
Slaughter sows.....	01	320299	12/91	148.970	214.344	244.656	154.189	79.015
Slaughter lambs.....	01	33		321.526	382.378	371.572	420.229	354.714
Slaughter lambs.....	01	3301		321.526	382.378	371.572	420.229	354.714
Slaughter lambs.....	01	330199	12/91	370.813	440.993	428.530	484.646	409.088
Feeder and replacement cattle.....	01	34	09/21	119.106	126.531	133.776	139.731	140.968
Feeder and replacement cattle.....	01	3401	09/21	119.106	126.531	133.776	139.731	140.968
Feeder and replacement cattle.....	01	340199	09/21	119.106	126.531	133.776	139.731	140.968
Slaughter poultry.....	01	4		346.083	343.034	363.432	387.651	392.140
Slaughter chickens.....	01	41		344.537	344.122	369.923	400.468	408.070
Broilers and other meat type chickens.....	01	4102		349.331	348.910	375.070	406.040	413.748
Slaughter chickens.....	01	410299	12/91	336.390	335.985	361.177	390.999	398.422
Slaughter turkeys.....	01	42		369.540	352.774	349.643	346.084	336.290
Slaughter turkeys.....	01	4201		369.540	352.774	349.643	346.084	336.290
Slaughter turkeys.....	01	420199	12/91	336.287	321.030	318.181	314.941	306.029

See footnotes at end of table.

Table 9. Producer price indexes for commodity and service groupings and individual items, not seasonally adjusted — Continued
 [May 2023, Index base 1982=100, unless otherwise indicated]

Title	Commodity code		Other index base	Unadjusted index ¹				
	Group code	Item code		Jan. 2023	Feb. 2023 ^P	Mar. 2023 ^P	Apr. 2023 ^P	May 2023 ^P
Slaughter ducks.....	01	43	12/91	299.422	301.244	301.244	303.477	300.288
Slaughter ducks.....	01	4301	12/91	299.422	301.244	301.244	303.477	300.288
Slaughter ducks.....	01	430199	12/91	299.422	301.244	301.244	303.477	300.288
Raw cotton.....	01	5		141.072	137.683	130.683	130.258	126.060
Raw cotton.....	01	51		139.633	136.278	129.350	128.928	124.773
Raw cotton.....	01	5101		139.633	136.278	129.350	128.928	124.773
Raw cotton.....	01	510101		139.633	136.278	129.350	128.928	124.773
Upland cotton.....	01	5101011	09/15	135.652	135.607	128.415	130.158	125.845
Pima cotton.....	01	5101012	09/15	180.971	137.444	134.096	107.310	105.301
Raw milk.....	01	6		176.230	164.787	160.972	157.921	163.953
Raw milk.....	01	61		176.943	165.453	161.623	158.559	164.616
Raw milk.....	01	6101		176.943	165.453	161.623	158.559	164.616
Raw milk.....	01	610102		176.943	165.453	161.623	158.559	164.616
Chicken eggs.....	01	7		624.892	399.430	549.467	341.179	127.943
Chicken eggs.....	01	71		624.892	399.430	549.467	341.179	127.943
Eggs for fresh use.....	01	7107	12/91	506.971	297.502	396.216	254.232	118.347
Eggs, jumbo.....	01	710701	12/84	553.685	323.511	434.211	287.942	142.977
Eggs, extra large.....	01	710702	12/84	588.840	340.437	453.945	298.669	144.687
Eggs, large.....	01	710703		638.741	355.337	480.675	310.967	141.195
Eggs, medium.....	01	710704	12/84	470.525	357.401	449.738	269.315	129.614
Eggs, small.....	01	710705	12/84	339.443	282.594	291.813	148.922	90.196
Breaker stock and checks and undergrades.....	01	7108	12/91	617.016	454.506	654.742	387.959	93.400
Breaker stock.....	01	710801	12/91	594.331	439.274	633.146	372.177	91.806
Checks and undergrades.....	01	710802	12/91	860.577	619.196	888.547	556.227	111.945
Hay, hayseeds, and oilseeds.....	01	8		310.307	323.575	312.477	305.814	296.243
Hay and hayseeds.....	01	81		486.745	537.949	510.944	432.806	447.564
Hay and hayseeds.....	01	8101		486.745	537.949	510.944	432.806	447.564
Alfalfa hay.....	01	810101		527.127	613.824	521.546	477.099	488.145
All other hay.....	01	810102	09/15	152.497	156.157	172.676	132.275	138.855
Oilseeds.....	01	83		276.288	285.199	276.234	276.764	265.400
Oilseeds.....	01	8301		276.288	285.199	276.234	276.764	265.400
Peanuts.....	01	830111		164.778	133.195	130.072	125.371	127.592
Cottonseed.....	01	830121		304.023	296.649	276.061	270.901	263.511
Soybeans.....	01	830131		253.042	264.510	256.264	257.331	245.881
Flaxseed.....	01	830151	12/91	339.064	308.700	273.275	—	—
Sunflower.....	01	830161	12/91	361.770	336.732	352.167	331.760	322.499
Canola.....	01	830171	12/11	131.910	129.535	117.944	118.999	117.353
Miscellaneous oil crops.....	01	830181	09/15	171.170	171.073	172.062	172.020	172.020
Processed foods and feeds.....	02	—		262.314	259.652	261.330	260.035	259.928
Cereal and bakery products.....	02	1		327.999	331.128	330.517	329.129	330.790
Bakery products.....	02	11		347.766	349.369	350.988	351.248	352.382
Bread (white, wheat, rye, etc.), including frozen.....	02	1102	06/06	170.437	170.415	173.851	172.639	171.604
Bread (white, wheat, rye, etc.), including frozen.....	02	110201	06/06	170.437	170.415	173.851	172.639	171.604
White pan bread.....	02	11020111	12/11	140.251	140.789	140.564	140.376	140.765
White hearth bread (French, Italian, etc.).....	02	11020112	12/11	142.298	143.516	143.516	143.516	143.825
Dark wheat breads (whole wheat, cracked wheat, multigrain, etc.).....	02	11020113	12/11	133.636	132.502	136.674	134.327	136.449
Other variety breads (rye, unleavened, raisin, potato, self-rising, salt-free, canned, etc.).....	02	11020114	12/11	123.800	123.076	131.163	129.489	123.559
Rolls (bread-type), muffins, bagels, and croissants.....	02	1105		366.247	369.822	367.376	371.234	364.526
Rolls (bread-type), muffins, bagels, and croissants.....	02	110505	06/06	178.682	180.426	179.233	181.116	177.843
Rolls, hamburger and wiener.....	02	11050501	12/11	137.135	136.831	133.127	136.401	134.795
All other rolls, bread-type (incl. muffins, bagels, and croissants).....	02	11050502	12/11	143.290	146.261	147.971	147.731	144.239
Other sweet goods, excluding frozen.....	02	1107		377.156	380.129	381.552	383.143	389.593
Other sweet goods, excluding frozen.....	02	110703	06/99	234.473	236.321	237.206	238.195	242.205
Soft cakes, excluding frozen.....	02	1108		414.982	417.454	418.009	415.788	429.672
Soft cakes, excluding frozen.....	02	110803	06/99	212.854	214.122	214.406	213.267	220.388
Cookies, crackers, and related products.....	02	1121		262.441	262.988	262.988	262.988	269.039
Cookies, wafers, and ice cream cones and cups (excluding frozen).....	02	112103	06/83	258.298	259.111	259.111	259.111	268.396
Crackers, biscuits, and related products.....	02	112104	06/83	250.945	250.991	250.991	250.991	250.991
Saltines and all other crackers, cracker meal and crumbs, and biscuits.....	02	1121042	12/11	101.467	101.485	101.485	101.485	101.485
Retail bakery products, excluding retail trade.....	02	1130	06/14	156.328	157.205	158.454	158.447	159.100
Retail bakery products, excluding retail trade.....	02	113001	06/14	156.328	157.205	158.454	158.447	159.100
Flour and flour base mixes and doughs.....	02	12		275.850	276.514	271.123	271.293	272.672
Wheat flour.....	02	1203		290.190	292.334	276.467	281.380	285.032

See footnotes at end of table.

Table 9. Producer price indexes for commodity and service groupings and individual items, not seasonally adjusted — Continued
 [May 2023, Index base 1982=100, unless otherwise indicated]

Title	Commodity code		Other index base	Unadjusted index ¹				
	Group code	Item code		Jan. 2023	Feb. 2023 ^P	Mar. 2023 ^P	Apr. 2023 ^P	May 2023 ^P
Wheat flour.....	02	120301	06/83	283.309	285.401	269.911	274.708	278.273
Flour base mixes and doughs.....	02	1204		263.612	263.485	263.710	261.376	261.533
Flour base mixes and doughs.....	02	120401	06/83	276.997	276.863	277.101	274.648	274.813
Prepared flour mixes, including refrigerated and frozen doughs and batters, made in flour mills.....	02	1204011	12/11	136.366	136.282	136.282	135.160	135.890
Flour mixes, excluding cake mixes, made from purchased flour.....	02	1204013	12/11	143.088	143.020	143.172	141.829	141.786
Milled rice and byproducts.....	02	13		302.462	304.442	305.568	304.604	302.288
Head rice.....	02	1301		321.503	322.364	322.656	321.936	318.661
Head rice.....	02	130106	06/03	311.320	312.155	312.437	311.740	308.569
Head rice not packaged with other ingredients.....	02	1301066	12/11	144.000	144.486	144.650	144.245	142.400
Milled rice (incl second heads, screenings, brewers, bran, sharps, rice flour, and byproducts).....	02	1302	06/84	177.019	179.010	180.275	179.506	178.696
Milled rice (incl second heads, screenings, brewers, bran, sharps, rice flour, and byproducts).....	02	130201	06/84	177.019	179.010	180.275	179.506	178.696
Cereal and pasta products.....	02	14		308.306	316.395	315.569	309.766	313.315
Dry macaroni, spaghetti, and egg noodle products, made from purchased flour.....	02	1402	06/85	309.678	313.705	313.705	287.205	287.205
Dry macaroni, spaghetti, and egg noodle products, made from purchased flour.....	02	140203	12/02	254.855	258.170	258.170	236.361	236.361
Dry macaroni, spaghetti, and egg noodle products, made from purchased flour.....	02	14020303	06/09	171.750	173.984	173.984	159.287	159.287
Cereal and mill products, other than flour.....	02	1409	06/85	284.480	292.842	291.899	291.076	295.133
Manufactured starch, made by wet milling.....	02	140907	06/85	272.751	351.200	358.601	358.711	343.097
Wheat mill products, corn mill products, and other grain mill products except flour.....	02	140908	06/98	283.072	273.767	269.154	266.907	267.386
Wheat mill products, except flour.....	02	1409081	12/09	177.613	169.276	170.746	165.261	164.740
Corn mill products.....	02	1409082	12/09	176.320	168.945	163.615	163.755	164.981
Other grain mill products.....	02	1409083	12/09	178.254	180.553	176.504	178.052	177.404
Breakfast cereal.....	02	140909	12/11	128.885	128.885	128.569	128.569	134.406
Meats, poultry, and fish.....	02	2		225.720	221.737	227.509	225.666	226.115
Meats.....	02	21		222.526	218.836	226.204	223.868	227.134
Beef and veal products, fresh or frozen.....	02	2101		263.612	259.299	271.281	273.564	282.174
Beef, fresh/frozen variety meats, not canned or made into sausage, made in slaughtering plants.....	02	210126	06/08	232.674	215.544	229.668	227.552	234.338
Beef, fresh/frozen whole/half carcass, not canned or made into sausage, misp.....	02	210131	06/08	172.372	171.729	173.494	182.354	175.198
Beef, fresh/frozen, primal and subprimal cuts, made in slaughtering plants.....	02	210133	12/95	226.216	223.565	234.410	235.775	245.147
Lamb/mutton, fresh or frozen, not canned or made into sausage, made in slaughtering plants.....	02	2103		481.419	481.584	484.129	477.266	477.266
Lamb/mutton, fresh or frozen, not canned or made into sausage, made in slaughtering plants.....	02	210321	12/88	385.069	385.201	387.236	381.747	381.747
Pork products, fresh, frozen, or processed, except sausage.....	02	2104		164.112	156.604	161.242	150.525	149.745
Pork, fresh/frozen, unprocessed, all cuts, except sausage, made in slaughtering plants.....	02	210444	06/01	106.263	100.795	102.321	89.749	89.423
Pork, processed or cured, not canned or made into sausage.....	02	210447	06/01	175.331	168.427	176.104	175.040	173.876
Pork, processed or cured, not canned or made into sausage, made in slaughtering plants.....	02	2104471	06/08	177.721	159.703	184.320	183.385	182.042
Pork, processed or cured, not canned or made into sausage, mfpc.....	02	2104472	06/08	156.468	153.331	155.562	154.573	153.579
Pork, sweet-pickled, dry-cured, or dry salt, not canned or made into sausage, mfpc.....	02	21044721	09/16	126.893	127.041	126.823	126.777	126.893
Smoked hams and picnics, excluding canned, made from purchased carcasses.....	02	21044722	12/11	125.489	127.264	144.879	144.352	143.191
Smoked slab bacon, made from purchased carcasses.....	02	21044723	09/16	147.579	147.356	138.838	127.758	131.470
Smoked sliced bacon, made from purchased carcasses.....	02	21044724	12/11	131.315	125.860	124.383	123.982	121.103
Other smoked pork, not canned or made into sausage, made from purchased carcasses.....	02	21044725	12/11	131.009	131.054	125.669	125.327	130.313
Boiled ham, barbecue pork, and other cooked pork, excluding canned meats and sausage, mfpc.....	02	21044726	12/11	130.529	124.761	120.344	121.301	121.542
Other meats, fresh, frozen, or canned.....	02	2105		214.808	216.005	220.742	222.580	224.269
Fresh/processed sausage, deli & cooked meats, etc.....	02	210503	06/01	202.462	202.048	206.024	205.324	199.980
Fresh and processed sausage, deli, and cooked meats, made in slaughtering plants.....	02	2105031	06/08	232.202	229.017	226.107	224.638	212.213
Fresh and processed sausage, deli, and cooked meats, mfpc.....	02	2105032	06/08	171.714	171.643	175.791	175.267	171.388
Fresh sausage (pork sausage, breakfast links, etc.), excluding canned, mfpc.....	02	21050321	12/11	146.763	147.522	156.445	152.760	143.733
Dry or semidry sausage (salami, cervelat, pepperoni, summer sausage, pork roll, etc), mfpc.....	02	21050322	12/11	139.263	137.630	139.315	140.705	139.221
Frankfurters, including wieners, excluding canned, made from purchased carcasses.....	02	21050323	12/11	139.062	139.394	138.722	139.319	141.542
Other sausage (smoked or cooked) & jellied goods & similar preparations, excluding canned, mfpc.....	02	21050324	12/11	135.532	136.564	137.727	138.379	136.872
Boxed meat (beef, pork, lamb, etc.), made from purchased carcasses.....	02	210504	06/08	130.410	132.399	132.661	136.145	137.740
Canned meats, excluding dog, cat, and baby food.....	02	210579	12/88	278.153	281.167	280.826	283.177	286.831

See footnotes at end of table.

Table 9. Producer price indexes for commodity and service groupings and individual items, not seasonally adjusted — Continued
 [May 2023, Index base 1982=100, unless otherwise indicated]

Title	Commodity code		Other index base	Unadjusted index ¹				
	Group code	Item code		Jan. 2023	Feb. 2023 ^P	Mar. 2023 ^P	Apr. 2023 ^P	May 2023 ^P
Frozen ground meat patties and other processed, frozen, or cooked meats, mfpc.....	02	210586	12/01	153.463	154.797	160.271	162.349	168.463
Processed poultry.....	02	22		184.603	179.964	182.266	181.753	178.382
Young chickens, including bulk, chilled, frozen, whole, and in parts.....	02	2203		186.604	186.766	191.912	195.205	196.953
Young chickens, including bulk, chilled, frozen, whole, and in parts.....	02	220333	12/90	184.344	184.504	189.587	192.840	194.568
Turkeys, including frozen, whole, and in parts.....	02	2206		282.738	276.599	246.883	230.042	209.658
Turkeys, including frozen, whole, and in parts.....	02	220611	12/90	280.635	274.542	245.047	228.331	208.099
Canned, cooked, smoked or prepared poultry.....	02	2208		147.768	136.298	145.494	145.008	139.926
Canned, cooked, smoked or prepared poultry.....	02	220811	12/90	121.426	112.000	119.557	119.158	114.982
Chicken hens and other poultry/small game.....	02	2209	12/90	113.798	113.908	113.930	113.947	112.918
Other poultry/small game (duck, goose, rabbit, etc.).....	02	220911	12/90	311.272	312.197	312.382	312.529	309.705
Unprocessed and prepared seafood.....	02	23		432.537	431.886	439.321	435.137	427.542
Unprocessed finfish.....	02	2301		806.353	702.492	805.968	671.686	802.842
Haddock.....	02	230101		361.951	249.501	267.835	222.462	438.144
Halibut.....	02	230102		—	873.394	1,212.204	1,084.181	630.982
Flounder.....	02	230131	12/91	189.650	112.096	197.057	161.164	185.865
Cod.....	02	230132	12/91	110.038	90.634	85.110	94.145	122.132
Pollock.....	02	230133	12/91	176.521	206.052	198.922	228.892	306.353
Tuna.....	02	230136	01/16	121.067	89.772	—	93.479	92.560
Other finfish.....	02	230199	12/91	689.119	582.704	697.655	457.745	572.383
Unprocessed shellfish.....	02	2305	12/91	273.222	301.599	302.385	320.390	266.853
Shrimp.....	02	230501	12/91	84.108	95.523	96.005	96.087	91.537
Crabs.....	02	230502	12/91	—	—	—	—	437.805
Lobsters.....	02	230503	12/91	183.561	261.494	262.876	317.237	219.994
Clams.....	02	230504	12/91	273.027	273.027	273.027	272.090	273.027
Oysters.....	02	230505	01/16	138.725	138.725	138.725	138.725	138.725
Sea scallops.....	02	230506	01/16	126.722	116.047	116.047	112.503	108.921
Mussels.....	02	230507	01/16	134.483	134.483	134.483	134.483	134.483
Prepared fresh and frozen seafood.....	02	2306	12/11	132.199	130.858	131.719	130.806	129.855
Prepared fresh fish/seafood, inc. surimi/surimi-based products.....	02	230601	12/11	142.576	142.817	141.757	138.157	137.781
Prepared frozen fish.....	02	230602	12/11	126.992	124.422	124.376	125.256	125.651
Prepared frozen shellfish.....	02	230603	12/11	138.687	134.960	134.854	132.074	124.165
Other prepared fresh and frozen seafood.....	02	230604	12/11	116.103	118.178	126.222	126.453	127.214
Dairy products.....	02	3		240.098	234.171	230.163	229.746	227.879
Fluid milk products.....	02	31		292.932	287.223	281.165	281.323	285.680
Packaged fluid milk and related products.....	02	3103	12/82	301.445	295.923	285.480	286.443	290.359
Fluid whole milk.....	02	310301		281.143	274.137	262.049	265.547	269.800
Reduced fat and lowfat milk (1/2-2).....	02	310302	12/82	313.935	309.994	300.006	299.741	306.802
Fat free or skim milk.....	02	310303	12/82	308.011	310.887	305.792	307.789	309.039
Other fluid milk related products, packaged, incl. cartons, bottles, cans, and dispenser cans.....	02	310304	12/82	327.597	318.564	307.651	305.662	305.537
Cottage cheese.....	02	3104	12/82	308.817	310.316	306.462	305.289	303.642
Cottage cheese.....	02	310401	12/82	308.817	310.316	306.462	305.289	303.642
Other milk products.....	02	3105	12/82	238.930	238.279	236.393	236.431	242.752
Other milk products.....	02	310501	12/82	238.930	238.279	236.393	236.431	242.752
Yogurt, excluding frozen.....	02	3105011	12/11	117.480	117.347	117.183	117.398	121.761
Other packaged milk products.....	02	3105012	12/11	147.070	146.306	143.652	143.293	144.731
Bulk fluid milk and cream.....	02	3106	12/91	226.678	215.305	214.465	213.260	214.528
Bulk fluid milk and cream.....	02	310601	12/91	226.678	215.305	214.465	213.260	214.528
Butter.....	02	32		175.107	174.770	171.041	169.443	173.637
Butter.....	02	3201		175.107	174.770	171.041	169.443	173.637
Butter.....	02	320114	06/84	174.765	174.428	170.707	169.111	173.297
Natural, processed, and imitation cheese.....	02	33		197.110	190.447	189.315	188.874	183.226
Natural cheese, except cottage cheese.....	02	3302		187.873	182.216	181.066	180.491	174.583
Natural cheese, except cottage cheese.....	02	330212	06/88	206.072	199.867	198.606	197.975	191.495
Natural cheese, except lowfat, shipped in consumer packages or containers (3 lbs or less).....	02	3302121	12/07	135.873	135.100	134.309	133.647	133.109
Natural cheese, except lowfat, shipped in packages or containers (more than 3 lbs) or bulk.....	02	3302122	12/07	104.465	99.157	98.716	98.735	92.850
Lowfat natural cheese, except cottage cheese, shipped in consumer packages (3 lbs. or less).....	02	3302123	06/10	120.746	120.560	120.450	120.559	120.177
Lowfat natural cheese, except cottage cheese, shipped in packages (more than 3 lbs.) or in bulk.....	02	3302124	06/10	147.703	138.338	136.449	135.536	126.048
Processed cheese and related products.....	02	3303		195.587	185.655	185.825	185.963	182.472
Process cheese and related products.....	02	330312	06/88	207.891	197.335	197.515	197.661	193.951
Process cheese, shipped in consumer packages or containers (3 lbs. or less).....	02	3303121	06/10	129.187	125.111	126.974	128.373	124.956
All other process cheese and related products.....	02	3303122	06/10	152.852	142.818	141.349	140.260	138.548

See footnotes at end of table.

Table 9. Producer price indexes for commodity and service groupings and individual items, not seasonally adjusted — Continued
 [May 2023, Index base 1982=100, unless otherwise indicated]

Title	Commodity code		Other index base	Unadjusted index ¹				
	Group code	Item code		Jan. 2023	Feb. 2023 ^P	Mar. 2023 ^P	Apr. 2023 ^P	May 2023 ^P
Process cheese shipped in packages or containers (more than 3 lbs.) or in bulk.....	02	33031221	06/10	150.734	146.746	139.494	131.447	138.297
Cheese food, spread, and other related products.....	02	33031225	12/11	122.439	109.657	113.141	117.868	109.640
Cheese substitutes and imitations.....	02	3304	06/88	352.397	352.397	332.977	332.977	332.977
Cheese substitutes and imitations.....	02	330401	06/88	352.397	352.397	332.977	332.977	332.977
Raw liquid whey.....	02	3307	12/04	234.193	211.117	202.090	205.970	203.512
Raw liquid whey.....	02	330701	12/04	234.193	211.117	202.090	205.970	203.512
Ice cream and frozen desserts.....	02	34		281.839	282.468	282.666	285.006	284.881
Ice cream and frozen desserts.....	02	3402	06/83	278.044	278.665	278.859	281.168	281.045
Ice cream and frozen desserts.....	02	340201	06/83	278.044	278.665	278.859	281.168	281.045
Ice cream, excl. lowfat and nonfat (incl. custards), shipped in bulk (containers 3 gal or more).....	02	3402011	12/11	134.697	134.497	135.968	135.922	135.712
Ice cream, incl. custards (excl. lowfat and nonfat) shipped in sizes less than 3 gallons.....	02	3402012	12/11	126.888	127.468	127.412	129.206	129.146
Ice cream, including custards (excluding lowfat and nonfat), novelty forms.....	02	3402013	12/11	137.636	137.550	137.888	137.907	137.963
Ice cream, including custards, lowfat and nonfat.....	02	3402014	12/11	119.673	119.685	119.693	119.967	120.006
Frozen desserts containing fats other than butterfat (incl. soy, rice, almond, oats, etc.).....	02	3402016	12/22	104.198	104.136	104.253	104.178	104.445
Other frozen desserts (yogurt, sherbet, water ices, mellorine, frozen pudding, gelato, etc.).....	02	3402019	12/11	139.838	139.908	139.589	140.664	140.190
Dry, condensed, and evaporated milk products.....	02	35		200.604	194.345	186.031	184.514	181.447
Dry milk products, including feed grade.....	02	3502	12/83	176.690	170.406	161.136	161.220	157.665
Dry milk products, including feed grade.....	02	350201	12/83	176.690	170.406	161.136	161.220	157.665
Liquid milk products.....	02	3503	12/83	226.698	221.434	218.538	208.911	208.647
Consumer-type canned milk products.....	02	350301	12/83	281.132	280.392	278.852	279.024	278.615
Bulk liquid milk products, including feed grade.....	02	350303	12/83	155.609	145.771	141.578	121.952	121.859
Ice cream mixes and related products.....	02	3505	06/02	171.111	168.875	166.694	166.584	165.597
Ice cream mixes and related products.....	02	350502	06/02	171.111	168.875	166.694	166.584	165.597
Processed fruits and vegetables.....	02	4		268.518	271.125	273.230	273.815	277.423
Canned fruits and juices.....	02	41		281.058	279.974	285.914	286.925	289.472
Canned fruits, excluding baby foods.....	02	4101		293.693	294.053	296.963	295.668	302.098
Canned fruits, excluding baby foods.....	02	410105	12/87	258.709	259.026	261.589	260.449	266.113
Canned and fresh fruit juices, nectars, and concentrates.....	02	4102		280.266	278.312	286.166	288.553	288.884
Canned and fresh fruit juices, nectars, and concentrates.....	02	410239	12/87	230.713	229.104	235.569	237.534	237.807
Frozen fruits, juices and ades.....	02	42		238.153	245.027	245.821	257.748	250.010
Frozen fruits.....	02	4202		291.117	291.646	293.580	290.208	274.491
Frozen fruits.....	02	420209	12/90	274.759	275.259	277.084	273.901	259.067
Canned vegetables and juices.....	02	44		239.937	241.086	244.632	243.324	250.172
Canned vegetables and juices.....	02	4401		239.937	241.086	244.632	243.324	250.172
Canned vegetables.....	02	440102	12/87	270.928	272.671	280.120	276.761	278.240
Canned catsup and other tomato based sauces.....	02	440127	12/87	207.600	208.374	209.603	209.484	220.054
Frozen vegetables.....	02	45		281.797	289.054	289.412	290.232	291.533
Frozen potato products (French-fried, patties, puffs, etc.).....	02	4502	12/90	284.240	296.705	297.419	298.561	300.078
Frozen potato products (French-fried, patties, puffs, etc.).....	02	450202		357.985	373.684	374.583	376.022	377.933
Frozen vegetables, other than potato products.....	02	4505	12/90	192.594	193.153	193.095	193.385	194.100
Frozen vegetables, other than potato products.....	02	450509	06/97	189.140	189.690	189.633	189.918	190.620
Dried and dehydrated food.....	02	48	12/03	211.313	212.743	209.176	207.820	212.806
Dried and dehydrated food.....	02	4801	12/03	211.313	212.743	209.176	207.820	212.806
Dried and dehydrated food.....	02	480101	12/03	211.313	212.743	209.176	207.820	212.806
Soup mixes (including dried/dehydrated/freeze-dried) and bouillon....	02	48010101	12/11	130.949	130.949	124.248	124.248	134.154
Dried and dehydrated fruits and vegetables, including freeze-dried....	02	48010102	12/11	141.196	142.546	142.252	140.972	142.163
Sugar and confectionery.....	02	5		253.282	261.296	262.660	263.538	265.588
Raw cane sugar and sugar cane mill products and byproducts.....	02	52		223.718	226.548	231.686	231.119	225.399
Raw cane sugar and sugarcane mill products and byproducts.....	02	5201		223.718	226.548	231.686	231.119	225.399
Raw cane sugar and sugarcane mill products and byproducts.....	02	520106	12/03	206.507	209.119	213.862	213.338	208.059
Refined sugar products and byproducts.....	02	53		216.847	222.088	222.866	223.065	225.961
Refined sugar products and byproducts.....	02	5307	12/02	180.551	184.914	185.562	185.728	188.139
Refined granulated cane sugar and byproducts.....	02	530701	12/02	202.322	206.097	206.836	206.325	206.025
Beet sugar.....	02	530702	12/02	164.648	169.577	170.157	170.903	175.662
Confectionery materials.....	02	54		224.661	247.178	249.378	251.623	257.828
Confectionery materials.....	02	5401		224.661	247.178	249.378	251.623	257.828
Corn sweeteners, made by wet milling.....	02	540107	06/85	236.767	277.405	278.153	278.187	287.692
Chocolate coatings, made from cacao beans.....	02	540108	06/83	216.847	213.753	217.654	220.849	221.310
Other chocolate and cocoa products, made from cacao beans.....	02	540109	06/83	309.688	306.247	312.649	321.256	324.132
Confectionery end products.....	02	55		299.608	304.532	305.486	306.329	307.612

See footnotes at end of table.

Table 9. Producer price indexes for commodity and service groupings and individual items, not seasonally adjusted — Continued
 [May 2023, Index base 1982=100, unless otherwise indicated]

Title	Commodity code		Other index base	Unadjusted index ¹				
	Group code	Item code		Jan. 2023	Feb. 2023 ^P	Mar. 2023 ^P	Apr. 2023 ^P	May 2023 ^P
Candy and nuts.....	02	5503	06/83	269.751	272.001	272.922	273.735	274.972
Chocolate and chocolate-type confectionery products.....	02	550301	06/83	270.920	276.481	276.759	277.265	277.702
Chocolate/chocolate-type confectionery prods, cacao beans.....	02	5503011	12/11	125.541	133.600	134.745	134.745	134.745
Chocolate/confectionery products, made from purchased chocolate, not retailed.....	02	5503014	12/11	117.671	119.151	119.099	119.358	119.583
Nonchocolate-type confectioneries.....	02	550302	06/83	271.398	273.477	276.705	276.947	277.059
Nuts and seeds (salted, roasted, cooked or blanched).....	02	550304	06/91	187.859	186.789	186.571	187.772	190.035
Nuts (salted, roasted, cooked, or blanched), sold in bulk.....	02	5503041	06/08	112.641	112.102	111.956	112.873	114.276
Canned nuts (salted, roasted, cooked, or blanched).....	02	5503042	06/08	133.210	128.943	131.730	127.586	130.923
All other packaged nuts, including all types of seeds (salted, roasted, cooked, or blanched).....	02	5503043	06/08	175.372	174.388	172.652	172.666	172.666
Other confectionery-type products.....	02	550305	06/91	220.790	220.790	222.675	222.675	222.675
Beverages and beverage materials.....	02	6		249.948	249.989	250.181	249.478	253.324
Alcoholic beverages.....	02	61		217.423	218.330	218.881	219.086	220.365
Malt beverages.....	02	6101		230.184	231.023	230.550	230.512	230.409
Bottled beer and ale.....	02	610101		201.740	201.540	200.821	200.821	200.873
Canned beer and ale.....	02	610103		240.098	241.694	240.957	240.957	241.005
Beer and ale in barrels and kegs.....	02	610105	06/82	313.382	314.470	314.207	314.207	313.689
All other malt beverages and brewing products.....	02	610108	12/03	109.726	109.835	110.025	109.681	109.819
Distilled and bottled liquor, excluding brandy.....	02	6102		198.752	200.294	202.738	202.433	207.073
Distilled liquor, excluding brandy.....	02	610202	12/11	106.818	107.099	109.838	109.838	109.838
Distilled whiskey, all other distilled liquor, excluding brandy.....	02	6102022	12/11	123.167	123.491	126.650	126.650	126.650
Bottled liquor, excluding brandy.....	02	610204	12/11	103.388	104.678	104.678	104.372	109.010
Bottled whiskey.....	02	6102041	06/12	101.922	102.604	102.604	102.604	109.408
Bottled gin, vodka, rum, cordials, cocktails, and similar compounds.....	02	6102042	06/12	103.205	105.658	105.658	104.849	106.334
Wines, brandy, and brandy spirits.....	02	6104	12/83	204.343	204.916	205.499	206.270	207.099
Wines, brandy, and brandy spirits.....	02	610441	06/06	130.322	130.687	131.059	131.551	132.080
Wines, white, red & rose grape, and other fruit, 14 percent or less alcohol.....	02	6104411	12/11	114.649	114.971	115.341	115.774	116.253
Wines, white grape, 14 percent or less alcohol content.....	02	61044111	12/11	115.115	115.642	116.162	116.488	116.936
Wines, red grape, 14 percent or less alcohol content.....	02	61044112	12/11	111.539	111.693	111.915	112.471	112.999
Wines, rose grape & other fruits & berries, 14 percent or less alcohol.....	02	61044113	12/11	143.471	142.981	143.268	143.268	143.268
Wines, dessert, effervescent, and wine coolers.....	02	6104412	12/11	123.137	123.158	123.688	124.016	124.296
Other wines, brandy, and brandy spirits.....	02	6104413	12/11	148.905	149.547	149.169	149.817	150.356
Soft drinks.....	02	62		283.359	281.192	281.147	278.374	287.399
Soft drinks, non-carbonated and bottled water.....	02	6206		253.931	244.310	244.994	239.986	258.646
Bottled water, non-carb, processed or pasteurized.....	02	620608	12/03	116.184	116.970	118.371	117.930	119.697
Soft drinks, non-carbonated.....	02	620609		285.747	268.545	267.977	260.067	289.387
Soft drinks, non-carbonated, all other types.....	02	6206093	12/07	131.741	132.161	131.855	132.032	130.581
Soft drinks, non-carbonated, fruit drinks, cocktails, ades.....	02	6206094	12/11	157.890	143.354	143.067	136.392	161.611
Soft drinks, bottle/can, carbonated, all types.....	02	6210	12/11	161.360	163.905	163.524	163.186	163.121
Soft drinks, bottle/can, carbonated, all types.....	02	621001	12/11	161.360	163.905	163.524	163.186	163.121
Packaged beverage materials.....	02	63		234.379	236.345	235.801	236.236	236.899
Coffee (whole bean, ground, & instant).....	02	6301		241.138	240.702	239.662	240.510	241.101
Coffee, concentrated, including coffee substitutes.....	02	630103		196.130	196.130	196.130	196.130	196.130
Roasted coffee.....	02	630104	06/88	212.580	212.185	211.242	212.011	212.547
Tea in consumer packages, exc. canned ice tea.....	02	6303		192.063	212.681	215.949	213.211	214.457
Tea in consumer packages, exc. canned ice tea.....	02	630313	12/85	162.860	180.344	183.114	180.793	181.849
Other beverage materials.....	02	64		323.144	326.085	326.123	328.868	327.425
Other beverage materials.....	02	6401		323.144	326.085	326.123	328.868	327.425
Malt and malt byproducts.....	02	640101		154.641	165.276	165.413	165.413	170.121
Liquid beverage bases, excluding use by soft drink bottlers.....	02	640109	12/85	313.173	313.173	313.173	321.976	313.173
Fats and oils.....	02	7		421.166	395.537	378.230	358.921	345.758
Shortening, cooking oil, and margarine.....	02	78		389.420	380.247	371.805	368.956	358.554
Shortening, cooking oil, and margarine.....	02	7801		389.420	380.247	371.805	368.956	358.554
Margarine, butter blends, and butter substitutes.....	02	780109		423.385	420.432	420.051	422.806	-
Shortening and cooking oils.....	02	780115	12/11	127.705	124.197	120.802	119.451	115.234
Other oilseed processing.....	02	7A	12/04	387.980	352.289	332.992	299.842	293.525
Other oilseed processing.....	02	7A01	12/04	387.980	352.289	332.992	299.842	293.525
Cotton linters.....	02	7A0104	12/11	67.226	66.610	66.510	63.689	60.504
Cottonseed cake, meal, hulls, and other byproducts.....	02	7A0105	12/11	129.206	126.657	125.593	125.042	118.818
Cottonseed cake and meal.....	02	7A01051	12/11	138.738	136.793	136.237	134.777	129.002
Other crude and refined vegetable oils and other vegetable mill products.....	02	7A0106	12/11	195.078	195.929	196.102	197.115	195.138
Other crude vegetable oils, including linseed, peanut, sunflower, safflower, etc.....	02	7A01061	12/11	239.573	237.979	234.209	238.218	237.182

See footnotes at end of table.

Table 9. Producer price indexes for commodity and service groupings and individual items, not seasonally adjusted — Continued
 [May 2023, Index base 1982=100, unless otherwise indicated]

Title	Commodity code		Other index base	Unadjusted index ¹				
	Group code	Item code		Jan. 2023	Feb. 2023 ^P	Mar. 2023 ^P	Apr. 2023 ^P	May 2023 ^P
Other vegetable oil mill products, including all oil seed cake and meal.....	02	7A01063	12/11	115.018	116.799	119.194	118.584	117.013
Corn oil, crude and refined.....	02	7B	01/16	255.303	238.370	220.135	214.018	189.130
Corn oil, made by wet milling.....	02	7B01	01/16	255.303	238.370	220.135	214.018	189.130
Corn oil, made by wet milling.....	02	7B0101	01/16	255.303	238.370	220.135	214.018	189.130
Miscellaneous processed foods.....	02	8		296.534	289.249	293.169	294.621	291.446
Canned jams, jellies, and preserves.....	02	81		242.890	243.148	243.291	243.071	243.160
Canned jams, jellies, and preserves.....	02	8101		242.890	243.148	243.291	243.071	243.160
Canned jams, jellies, and preserves.....	02	810102	12/87	214.978	215.207	215.334	215.139	215.218
Pickles and other pickled products, including horseradish.....	02	82		311.310	311.851	311.851	311.851	311.851
Pickles and other pickled products.....	02	8201		311.310	311.851	311.851	311.851	311.851
Pickles and other pickled products, including horseradish.....	02	820106	12/86	278.244	278.727	278.727	278.727	278.727
Specialty canning.....	02	84		324.353	323.531	327.130	330.745	330.745
Specialty canning.....	02	8401		324.353	323.531	327.130	330.745	330.745
Canned dry beans.....	02	840102	12/82	204.051	203.919	222.906	222.420	222.420
Canned soups and stews, excluding frozen and seafood.....	02	840104	12/82	446.234	447.149	447.493	447.493	447.493
Canned baby foods and other canned specialties/nationality foods.....	02	840105	06/08	149.916	147.564	147.574	154.673	154.673
Frozen specialty food.....	02	85		227.186	227.261	229.576	230.056	232.266
Frozen specialty food.....	02	8501		227.186	227.261	229.576	230.056	232.266
Frozen cakes, pies, and other pastries.....	02	850109	12/82	332.994	332.404	342.508	342.857	342.249
Frozen dinners (beef, pork, and poultry pies) and nationality foods, incl. frozen pizza.....	02	850111	12/82	183.589	183.717	183.474	184.020	187.064
Other frozen specialties, incl. all whipped topping, waffles, soups, etc., excluding seafood.....	02	850113	12/82	277.173	277.766	284.807	284.885	284.881
Prepared sauces, except tomato.....	02	86		231.416	235.643	235.640	240.978	240.978
Prepared sauces, excluding tomato-based sauces and sauces comprised of 20 percent or more meat.....	02	8601		231.416	235.643	235.640	240.978	240.978
Prepared sauces, excluding tomato-based sauces and sauces comprised of 20 percent or more meat.....	02	860103	12/86	191.925	195.431	195.428	199.856	199.856
Other miscellaneous processed foods.....	02	89		310.934	306.412	309.207	309.351	315.957
Other miscellaneous processed foods.....	02	8901		310.934	306.412	309.207	309.351	315.957
Mayonnaise, salad dressings, and sandwich spreads.....	02	890102	12/86	295.883	295.725	300.118	300.118	299.280
Dry mix food preparations.....	02	890148	06/91	158.372	159.213	159.213	159.070	159.070
Perishable non-frozen prepared food, including tortillas.....	02	890149	06/91	201.403	187.832	185.405	185.516	191.700
Perishable prepared foods.....	02	8901492	12/07	146.033	133.883	131.425	131.408	136.841
Flavoring extracts, emulsions, liquid flavors, and food colorings.....	02	890151	12/85	339.704	345.695	345.695	346.001	346.001
Other flavoring agents, except chocolate syrup.....	02	890154	12/00	168.828	163.233	171.097	171.097	171.097
Soft drink flavoring syrup, sold in bulk.....	02	89015411	12/11	155.620	155.620	155.620	155.620	155.620
Other flavoring agents (except chocolate syrups).....	02	89015412	12/11	131.125	131.267	131.108	131.108	131.108
Table salt (evaporated), pepper (white and black), and other spices.....	02	890156	06/91	280.255	279.957	280.136	280.119	280.119
Pepper and other spices in commercial sizes (1 lb or more).....	02	8901566	05/17	110.561	110.315	110.315	110.315	110.315
Peanut butter.....	02	890158	06/91	157.719	158.976	159.693	159.928	160.274
Ice.....	02	890161	12/85	286.712	291.943	294.756	295.053	302.313
Dairy product substitutes.....	02	890162	06/92	192.053	191.978	192.002	192.002	191.986
Dry, condensed, and evaporated dairy product substitutes.....	02	8901621	12/09	127.596	127.527	127.504	127.497	127.473
Liquid dairy product substitutes.....	02	8901622	12/09	126.910	126.877	126.925	126.931	126.931
Chips (potato, corn, etc.).....	02	890172	12/85	275.197	278.937	285.207	285.238	298.058
Potato chips and sticks, plain and flavored.....	02	8901721	12/07	152.342	155.025	155.508	155.508	166.224
Corn chips and related products.....	02	8901722	12/07	196.909	196.954	206.365	206.430	206.430
Other chips, sticks (hard pretzels, bacon rinds, popcorn (except candied), etc.).....	02	8901723	12/07	169.036	173.208	176.220	176.220	188.480
Vinegar and cider.....	02	890174	12/85	194.379	195.158	195.158	203.233	203.233
Other food preparations.....	02	890175	12/85	312.879	315.469	310.482	310.623	311.332
Prepared animal feeds.....	02	9		259.641	258.612	260.974	257.696	255.527
Soybean cake, meal, and other byproducts.....	02	92		155.549	159.176	158.391	154.520	152.665
Soybean cake, meal, and byproducts.....	02	9201		155.549	159.176	158.391	154.520	152.665
Soybean cake, meal, and byproducts.....	02	920112	12/04	189.731	194.155	193.197	188.475	186.214
Soybean cake and meal.....	02	9201121	12/09	102.692	106.153	106.551	103.818	102.547
Other soybean products, including isolates and concentrates.....	02	9201122	12/09	226.979	216.678	202.154	199.094	197.072
Formula feeds.....	02	93		293.704	295.272	292.850	289.747	284.487
Formula feeds.....	02	9301		293.704	295.272	292.850	289.747	284.487
Chicken and turkey feed, supplements, concentrates, and premixes.....	02	930102	12/86	296.130	301.282	301.270	299.435	293.079
Dairy cattle feed, supplements, concentrates, and premixes.....	02	930110	12/11	144.453	142.500	138.191	135.399	130.675
Swine feed, supplements, concentrates, and premixes.....	02	930115	12/11	124.894	125.476	125.703	125.059	124.419
Beef cattle feed, supplements, concentrates, and premixes.....	02	930117	12/11	133.173	133.885	131.986	129.791	128.343
Poultry, exc. chicken and turkey, and livestock, exc. cattle and swine, feed.....	02	930118	12/86	360.565	359.967	358.858	355.400	354.408

See footnotes at end of table.

Table 9. Producer price indexes for commodity and service groupings and individual items, not seasonally adjusted — Continued
 [May 2023, Index base 1982=100, unless otherwise indicated]

Title	Commodity code		Other index base	Unadjusted index ¹				
	Group code	Item code		Jan. 2023	Feb. 2023 ^P	Mar. 2023 ^P	Apr. 2023 ^P	May 2023 ^P
Miscellaneous feedstuffs.....	02	94		344.183	338.313	346.436	342.792	342.276
Pet food.....	02	9402		339.711	340.023	359.872	359.843	359.804
Dog and cat food.....	02	940202	12/85	291.175	291.301	309.965	309.966	309.967
Dog food.....	02	9402021	12/10	149.721	149.808	157.526	157.527	157.528
Canned dog food.....	02	94020211	12/10	159.765	159.923	183.979	183.979	183.979
Dry and semi moist dog food.....	02	94020214	12/11	139.904	139.972	144.251	144.252	144.253
Cat food.....	02	9402022	12/10	150.219	150.231	164.344	164.344	164.344
Canned cat food.....	02	94020224	12/11	157.490	157.498	166.361	166.361	166.361
Dry and semi moist cat food.....	02	94020225	12/10	137.625	137.638	151.926	151.926	151.926
Pet (excluding dog and cat), laboratory, and fur animal feed.....	02	940203	12/85	284.166	286.278	281.359	280.990	280.509
Miscellaneous feedstuffs other than pet food.....	02	9403		337.543	326.048	322.894	315.969	315.021
Meat meal and meat and bone meal.....	02	940301		217.696	219.360	225.957	237.325	255.446
Wet process corn byproducts.....	02	940317	06/85	226.583	234.782	244.347	243.560	229.308
Other animal feeds, including fertilizer byproducts and feather.....	02	940325	12/97	218.950	225.870	228.900	228.886	225.235
Animal and marine feed and fertilizer byproducts, except meat and bone meal.....	02	9403252	06/09	107.374	114.861	121.859	120.908	120.105
Other prepared animal feeds, including feeding materials and adjuncts.....	02	9403253	06/09	136.907	137.898	135.302	136.063	132.974
Miscellaneous byproducts of slaughtering plants.....	02	940333	06/01	623.688	568.540	542.491	512.826	516.829
Distillers' dried grains (dark and light) and dried solubles.....	02	940334	12/22	101.832	100.029	100.366	99.946	99.728
Textile products and apparel.....	03	—		185.667	185.092	184.750	184.599	184.023
Synthetic fibers.....	03	1		166.140	164.698	164.259	164.369	162.210
Unprocessed filament yarns.....	03	15		172.153	170.659	170.204	170.318	168.081
Noncellulosic and cellulosic organic fibers.....	03	1504	05/22	106.149	105.227	104.947	105.017	103.638
Noncellulosic fibers.....	03	150401		157.666	156.091	156.052	155.444	152.975
Noncellulosic organic fibers.....	03	1504014	06/05	140.637	138.852	138.807	138.110	135.278
Polyester manufactured fibers.....	03	15040147	06/11	132.694	127.267	125.948	124.903	123.578
Other noncellulosic organic fibers, incl. polyamide, polyolefin, and producer-textured.....	03	15040149	06/11	127.054	127.354	127.967	127.534	124.288
Processed yarns and threads.....	03	2		180.649	180.360	179.964	178.182	176.372
Yarns.....	03	26		174.333	174.048	173.630	171.869	170.080
Spun cotton yarns.....	03	2601		154.625	152.629	152.354	152.297	151.963
Spun cotton yarns.....	03	260115	05/22	82.040	80.981	80.835	80.805	80.628
Spun synthetic yarns.....	03	2603		160.781	160.048	161.431	161.431	161.431
Spun synthetic yarns.....	03	260304	12/94	144.114	143.456	144.696	144.696	144.696
Textured and twisted yarns.....	03	2604	12/88	183.885	185.286	184.373	180.493	177.339
Textured and twisted yarns.....	03	260405	05/22	97.355	98.097	97.613	95.559	93.889
Other spun noncellulosic and natural fiber (excluding cotton and wool) yarns.....	03	2607	06/08	140.041	138.537	138.537	139.289	137.477
Other spun noncellulosic and natural fiber (excluding cotton and wool) yarns.....	03	260701	06/08	140.041	138.537	138.537	139.289	137.477
Greige fabrics.....	03	3		170.736	168.762	170.246	171.249	170.683
Greige broadwoven fabrics.....	03	37		170.253	169.450	171.697	173.970	174.598
Greige manmade, silk, and other natural fiber (exc cotton/wool) broadwoven fabrics.....	03	3703		169.050	168.537	169.027	169.003	168.653
Greige manmade, silk, and other natural fiber (exc cotton/wool) broadwoven fabrics.....	03	370304	12/94	148.546	148.095	148.525	148.504	148.197
Greige knit fabrics.....	03	38		197.372	197.051	197.325	197.325	195.740
Weft (circular) knit fabrics, greige goods (excluding hosiery).....	03	3803		177.319	177.319	177.319	177.319	175.383
Weft (circular) knit fabrics, greige goods (excluding hosiery).....	03	380301		177.319	177.319	177.319	177.319	175.383
Warp knit fabrics, greige goods (excluding hosiery).....	03	3804		225.910	225.257	225.815	225.815	224.510
Warp knit fabrics, greige goods (excluding hosiery).....	03	380401		225.910	225.257	225.815	225.815	224.510
Tire cord and tire fabric.....	03	39	06/84	158.288	152.407	152.407	150.468	147.185
Tire cord and tire fabrics.....	03	3901	06/84	158.288	152.407	152.407	150.468	147.185
Tire cord and tire fabrics.....	03	390101	06/84	158.288	152.407	152.407	150.468	147.185
Finished fabrics.....	03	4		203.744	204.371	204.467	204.297	203.818
Finished broadwoven fabrics.....	03	42		223.438	224.586	225.277	225.578	222.481
Finished cotton broadwoven fabrics.....	03	4201		217.205	220.645	221.078	218.134	217.403
Finished cotton broadwoven fabrics.....	03	420104	12/94	192.331	195.377	195.761	193.153	192.506
Finished manmade, silk, and other natural fiber (exc. cotton and wool) broadwoven fabrics.....	03	4203		229.867	229.751	230.630	232.833	228.185
Finished manmade, silk, and other natural fiber (exc. cotton and wool) broadwoven fabrics.....	03	420306	12/94	189.250	189.154	189.878	191.691	187.865
Finished manmade, silk, & natural fiber (exc cotton/wool) broadwoven, finished in weaving mills.....	03	4203061	06/10	123.578	123.407	123.478	123.483	123.694
Finished manmade fiber, silk and other natural fiber broadwoven fabrics, finishing mill.....	03	4203062	06/10	179.219	179.219	180.239	182.939	177.057
Woven and braided narrow fabrics.....	03	44		262.323	262.062	262.393	259.930	259.930

See footnotes at end of table.

Table 9. Producer price indexes for commodity and service groupings and individual items, not seasonally adjusted — Continued
 [May 2023, Index base 1982=100, unless otherwise indicated]

Title	Commodity code		Other index base	Unadjusted index ¹				
	Group code	Item code		Jan. 2023	Feb. 2023 ^P	Mar. 2023 ^P	Apr. 2023 ^P	May 2023 ^P
Woven and braided narrow fabrics.....	03	4402	06/84	262.323	262.062	262.394	259.931	259.931
Woven narrow fabrics (12 inches or less in width).....	03	440204	12/89	222.594	222.625	223.033	220.565	220.565
Braided narrow fabrics (12 inches or less in width).....	03	440205	12/08	227.148	225.497	225.066	225.066	225.066
Nonwoven fabrics and felts.....	03	45		208.209	208.597	207.814	207.229	206.789
Nonwoven fabrics and felts.....	03	4503		208.209	208.597	207.814	207.229	206.789
Nonwoven fabrics.....	03	450321		206.973	207.230	206.049	205.795	205.584
Pressed, punched, or needled felts, excluding hats.....	03	450333	12/01	140.184	141.829	145.658	141.726	138.974
Coated fabrics, not rubberized.....	03	46	06/85	255.551	258.881	260.564	259.894	259.423
Coated fabrics, not rubberized.....	03	4601	06/85	255.551	258.881	260.564	259.894	259.423
Vinyl coated fabrics, including expanded vinyl coated.....	03	460102	06/85	246.768	245.972	245.976	245.915	244.808
Coated or laminated fabrics and coated yarns, incl. impregnated fabrics.....	03	460103	06/85	263.103	268.206	270.616	269.681	269.468
Screen printed textile materials, embroideries, and lace goods.....	03	47	06/85	220.356	220.458	220.484	220.740	221.190
Screen printed textile and apparel materials and embroideries.....	03	4701	06/85	220.633	220.735	220.762	221.019	221.472
Embroideries (excluding Schiffl machine products) and embroidery contractors.....	03	470103	12/11	128.954	129.277	129.277	129.369	129.369
Screen printing on garments, apparel accessories, and other fabric articles, excluding labels.....	03	470108	12/85	221.126	221.126	221.159	221.441	221.900
Knit fabrics, finished in knitting mills.....	03	48	12/03	170.950	171.037	171.673	171.943	171.864
Weft (circular) knit fabrics, knit and finished in the same establishment (excluding hosiery).....	03	4801	12/03	198.687	198.555	198.555	200.027	198.807
Weft (circular) knit fabrics, knit and finished in the same establishment (excluding hosiery).....	03	480101	12/03	198.687	198.555	198.555	200.027	198.807
Warp knit goods, knit and finished in the same establishment.....	03	4802	12/03	148.989	149.275	150.501	149.685	150.641
Warp knit goods, knit and finished in the same establishment.....	03	480201	12/03	148.989	149.275	150.501	149.685	150.641
Warp knit fabrics, knit and finished in same establishment.....	03	4802011	06/08	166.030	166.439	167.833	166.905	167.992
Apparel & other fabricated textile prods.....	03	8		176.636	176.519	176.722	176.742	177.387
Apparel.....	03	81		156.723	155.862	155.920	155.948	157.451
Miscellaneous apparel and accessories.....	03	8104	12/83	223.248	223.364	223.382	223.533	223.853
Men's and boys' fabric, straw, and felt hats, made from purchased materials.....	03	810414	12/09	168.253	168.253	168.253	168.253	168.253
Hat bodies and fabric caps, made from purchased materials.....	03	810416	12/09	183.434	183.434	183.434	183.434	186.479
Gloves and mittens, made from purchased materials.....	03	810424	12/11	146.705	146.705	146.705	147.693	147.693
Leather and sheep-lined apparel, made from purchased materials.....	03	810428	12/03	197.556	197.556	197.853	198.676	198.676
Apparel and accessories, n.e.c.....	03	810441	12/85	189.095	189.250	189.250	189.250	189.250
Fabricated apparel accessories.....	03	8104412	06/09	144.971	144.971	144.971	144.971	144.971
All other apparel accessories, made from purchased materials.....	03	81044125	12/11	138.157	138.157	138.157	138.157	138.157
Women's, girls', and infants' cut and sew apparel.....	03	8106	12/03	108.543	106.824	106.825	106.825	106.903
Women's and girls' blouses and shirts, made from purchased fabrics.....	03	810603	12/22	100.000	100.000	100.000	100.000	100.000
Women's and girls' dresses, made from purchased fabrics.....	03	810611	12/03	103.129	98.763	98.763	98.763	98.827
Women's and girls' lingerie and nightwear, made from purchased fabrics.....	03	810647		160.365	160.365	160.365	160.365	162.121
Women's and girls' other outerwear, made from purchased fabrics.....	03	810661	12/22	100.000	100.065	100.068	100.068	100.068
Men's and boys' cut and sew apparel.....	03	8107	12/03	135.994	136.207	136.434	136.425	142.322
Men's and boys' pants, except work pants, made from purchased fabrics.....	03	810703	12/22	100.000	100.000	100.000	100.000	100.000
Men's and boys' work clothing, made from purchased fabrics.....	03	810713	12/22	100.000	100.675	100.675	100.675	102.918
Men's and boys' shirts, except work shirts, made from purchased fabrics.....	03	810723	12/22	100.000	100.000	100.000	100.000	100.000
Men's and boys' suits, coats, and overcoats, made from purchased fabrics.....	03	810735	12/13	119.486	119.486	120.001	120.001	131.988
Men's and boys' other outerwear, made from purchased fabrics.....	03	810744	12/22	101.035	101.191	101.191	101.135	101.167
Men's and boys' nightwear, robes, and underwear, made from purchased fabrics.....	03	810761	12/03	161.145	161.145	161.145	161.145	161.145
Apparel made in knitting mills.....	03	8108	12/03	123.832	123.832	123.832	123.842	123.870
Knit outerwear, underwear, and nightwear, made in knitting mills.....	03	810808	05/16	112.457	112.457	112.457	112.457	112.457
Hosiery and socks.....	03	810831	05/20	106.766	106.766	106.766	106.777	106.809
Textile house furnishings.....	03	82		182.433	182.368	182.661	182.493	182.446
Textile house furnishings.....	03	8203	06/83	196.503	196.433	196.749	196.568	196.517
Curtains and draperies, made from purchased materials.....	03	820304	12/05	150.908	150.908	150.908	150.908	150.908
Other textiles, including towels and bed textiles.....	03	820312	06/05	145.973	145.901	146.223	146.038	145.987
Fabricated textile products, made in weaving mills.....	03	8203121	06/11	105.524	105.524	104.769	101.637	101.240
Other household textile products.....	03	8203122	06/11	131.264	131.193	131.609	131.828	131.828
Bedspreads, made from purchased materials.....	03	82031221	12/11	139.542	139.542	139.542	139.542	139.542
Sheets and pillowcases, made from purchased materials.....	03	82031223	12/11	157.610	157.610	157.610	157.610	157.610
Other household furnishings, made from purchased materials.....	03	82031226	12/11	126.164	126.084	126.555	126.803	126.803
Industrial and other fabricated products.....	03	83		215.570	216.263	216.617	216.706	216.726
Industrial and other fabricated products.....	03	8303		214.728	215.418	215.770	215.858	215.879
Rope, cordage, and twine.....	03	830321	06/12	134.271	135.373	135.205	135.285	135.480

See footnotes at end of table.

Table 9. Producer price indexes for commodity and service groupings and individual items, not seasonally adjusted — Continued
 [May 2023, Index base 1982=100, unless otherwise indicated]

Title	Commodity code		Other index base	Unadjusted index ¹				
	Group code	Item code		Jan. 2023	Feb. 2023 ^P	Mar. 2023 ^P	Apr. 2023 ^P	May 2023 ^P
All other textile bags.....	03	830334	06/10	153.013	153.009	153.009	153.009	153.009
Canvas and related products.....	03	830345	06/03	180.660	180.663	180.663	180.770	180.770
All other fabricated textile products, excluding trimming and findings....	03	830351	12/85	168.335	169.447	169.600	169.640	169.640
All other miscellaneous fabricated textile products.....	03	8303516	09/18	125.333	126.590	126.762	126.807	126.807
Trimming and findings, excluding automobile and apparel.....	03	830361	12/06	195.251	195.251	210.713	210.713	210.713
Miscellaneous textile products/services.....	03	9	06/85	205.613	200.626	193.448	193.702	193.702
Miscellaneous textile products/services.....	03	94	09/18	140.498	137.090	132.185	132.359	132.359
Miscellaneous textile products/services.....	03	9401	09/18	140.498	137.090	132.185	132.359	132.359
Textile and fabric finishing, except broadwoven.....	03	940103	12/01	176.475	166.108	166.636	167.165	167.165
Hides, skins, leather, and related products.....	04	—		177.489	177.599	178.179	178.321	178.214
Hides and skins, incl. cattle.....	04	1		110.763	110.604	112.038	111.506	111.511
Hides and skins, incl. cattle.....	04	19	06/01	50.710	50.637	51.293	51.050	51.052
Hides, skins, and pelts, made in slaughtering plants.....	04	1901	06/01	50.710	50.637	51.293	51.050	51.052
Hides, skins, and pelts, made in slaughtering plants.....	04	190108	06/01	50.710	50.637	51.293	51.050	51.052
Leather.....	04	2		200.774	199.366	200.963	200.889	200.255
Finished and unfinished leather.....	04	27	12/97	110.065	109.293	110.168	110.128	109.780
Finished and unfinished leather.....	04	2701	12/97	110.065	109.293	110.168	110.128	109.780
Finished and unfinished leather.....	04	270102	12/03	91.813	91.169	91.899	91.865	91.575
Footwear.....	04	3		248.142	250.007	249.393	250.779	250.779
Men's nonathletic footwear.....	04	31		288.476	291.951	290.825	292.929	292.929
Men's footwear (size 6 and larger), excluding athletic.....	04	3105	12/93	201.174	203.598	202.813	204.280	204.280
Men's footwear (size 6 and larger), excluding athletic.....	04	310501	12/93	201.326	203.751	202.966	204.434	204.434
Women's nonathletic footwear.....	04	32		192.131	192.136	192.097	193.027	193.027
Women's footwear (size 4 and larger), excluding athletic.....	04	3205	12/93	150.213	150.217	150.187	150.914	150.914
Women's footwear (size 4 and larger), excluding athletic.....	04	320501	12/93	150.131	150.135	150.105	150.831	150.831
Other footwear including slippers.....	04	39	12/02	172.660	172.660	172.660	172.660	172.660
Other footwear, excluding rubber and plastic soled footwear.....	04	3901	12/02	172.660	172.660	172.660	172.660	172.660
Other footwear, excluding rubber and plastic soled footwear.....	04	390104	12/11	153.462	153.462	153.462	153.462	153.462
Other leather and related products.....	04	4		215.943	215.993	216.070	216.116	216.134
Luggage and small leather goods.....	04	41		192.533	192.617	192.733	192.810	192.841
Luggage and small leather goods.....	04	4101		192.533	192.617	192.733	192.810	192.841
Luggage (including suitcases, travel bags, backpacks, and other types).....	04	410112	12/84	146.524	146.524	146.524	146.524	146.524
Women's and children's handbags and purses.....	04	410128	06/82	196.171	196.367	196.544	196.628	196.628
Personal leather goods (excluding women's handbags and purses).....	04	410132	06/82	200.625	200.625	201.322	202.053	202.595
Leather and leather-like goods, n.e.c.....	04	45	06/85	230.472	230.472	230.489	230.489	230.489
Leather and leather-like goods, n.e.c.....	04	4501	06/85	230.472	230.472	230.489	230.489	230.489
All other leather goods.....	04	450101	06/85	256.271	256.271	256.291	256.291	256.291
Boot and shoe cut stock and findings.....	04	4501011	12/11	118.639	118.639	118.726	118.726	118.726
All other miscellaneous leather goods.....	04	4501014	12/11	156.252	156.252	156.252	156.252	156.252
Leather belts, made from purchased materials.....	04	450111	06/85	176.127	176.127	176.127	176.127	176.127
Fuels and related products and power.....	05	—		250.787	244.539	236.301	234.718	224.116
Coal.....	05	1		288.935	291.332	279.698	291.519	296.224
Coal.....	05	13		288.935	291.332	279.698	291.519	296.224
Coal.....	05	1301		288.935	291.332	279.698	291.519	296.224
Unprepared bituminous coal and lignite (utility sold).....	05	130101		179.611	177.963	176.944	174.459	179.626
Unprepared bituminous coal and lignite from surface mine (utility sold).....	05	1301011	06/08	152.011	147.119	142.352	143.147	143.941
Unprepared bituminous coal and lignite from underground mine (utility sold).....	05	1301012	12/22	102.218	104.521	107.558	103.459	109.716
Prepared bituminous coal and lignite (utility sold).....	05	130102	12/01	324.027	328.884	311.672	330.796	337.162
Prepared bituminous coal & lignite, from surface mine (utility sold).....	05	1301021	06/08	164.926	184.963	163.291	173.558	176.887
Prepared bituminous coal & lignite, from underground mine (utility sold).....	05	1301022	06/08	194.320	187.476	184.326	195.499	199.267
Coal exports.....	05	130103	12/22	99.533	99.323	96.333	95.919	95.939
Coal non-utility sold (including anthracite).....	05	130104	12/86	357.578	354.190	356.914	368.616	364.404
Gas fuels.....	05	3		211.539	150.266	119.299	103.493	95.242
Natural gas.....	05	31		192.654	118.188	88.073	71.876	70.411
Natural gas.....	05	3101		192.654	118.188	88.073	71.876	70.411
Natural gas.....	05	310105	06/96	244.172	149.793	111.624	91.096	89.239
Natural gas from the wellhead.....	05	3101051	06/09	122.221	80.679	61.147	50.377	50.077
Natural gas from processing facilities.....	05	3101052	06/09	227.597	102.041	69.274	53.402	47.522
Liquefied petroleum gas.....	05	32		179.170	181.676	161.025	152.889	128.266

See footnotes at end of table.

Table 9. Producer price indexes for commodity and service groupings and individual items, not seasonally adjusted — Continued
 [May 2023, Index base 1982=100, unless otherwise indicated]

Title	Commodity code		Other index base	Unadjusted index ¹				
	Group code	Item code		Jan. 2023	Feb. 2023 ^P	Mar. 2023 ^P	Apr. 2023 ^P	May 2023 ^P
Liquefied petroleum gas.....	05	3201		179.170	181.676	161.025	152.889	128.266
Isopentane and natural gasoline.....	05	320102	06/09	105.515	100.017	94.247	97.548	88.497
Propane.....	05	320104		182.538	178.489	171.652	178.713	138.980
Butane.....	05	320105		165.021	187.964	137.244	140.760	104.913
Plant condensate, ethane, gas mixtures, and other natural gas liquids...	05	320108	06/09	56.818	57.638	51.332	45.257	39.003
Electric power.....	05	4		262.846	262.032	259.765	255.574	260.060
Residential electric power.....	05	41	12/90	220.577	221.781	220.411	218.556	221.139
Residential electric power.....	05	4121	12/90	220.577	221.781	220.411	218.556	221.139
Residential electric power.....	05	412101	12/90	220.577	221.781	220.411	218.556	221.139
Residential electric power, New England.....	05	4121011	12/07	217.157	217.157	217.157	210.638	210.629
Residential electric power, Middle Atlantic.....	05	4121012	12/07	144.352	144.635	139.477	137.795	140.569
Residential electric power, East North Central.....	05	4121013	12/07	159.726	159.702	166.243	165.773	165.570
Residential electric power, West North Central.....	05	4121014	12/07	138.376	137.923	138.084	138.708	137.142
Residential electric power, South Atlantic.....	05	4121015	12/07	145.865	147.245	146.011	145.695	146.360
Residential electric power, East South Central.....	05	4121016	12/07	157.030	161.567	156.390	152.202	154.586
Residential electric power, West South Central.....	05	4121017	12/07	144.241	145.793	140.256	137.086	143.197
Residential electric power, Mountain.....	05	4121018	12/07	128.289	128.084	129.548	130.484	135.748
Residential electric power, Pacific.....	05	4121019	12/07	219.448	219.371	221.895	221.749	221.705
Commercial electric power.....	05	42		247.178	246.934	244.750	240.055	245.644
Commercial electric power.....	05	4221	12/90	216.348	216.134	214.223	210.114	215.005
Commercial electric power.....	05	422101	12/90	216.348	216.134	214.223	210.114	215.005
Commercial electric power, New England.....	05	4221011	12/07	206.073	206.073	206.073	202.547	202.090
Commercial electric power, Middle Atlantic.....	05	4221012	12/07	153.382	150.962	140.434	132.309	134.959
Commercial electric power, East North Central.....	05	4221013	12/07	146.277	143.065	147.453	146.521	146.400
Commercial electric power, West North Central.....	05	4221014	12/07	139.271	137.829	137.472	138.911	135.473
Commercial electric power, South Atlantic.....	05	4221015	12/07	127.011	127.568	127.637	125.801	125.890
Commercial electric power, East South Central.....	05	4221016	12/07	147.980	151.884	149.061	142.665	141.209
Commercial electric power, West South Central.....	05	4221017	12/07	134.225	137.308	131.331	127.142	129.333
Commercial electric power, Mountain.....	05	4221018	12/07	133.882	133.318	135.710	137.557	141.191
Commercial electric power, Pacific.....	05	4221019	12/07	189.379	189.259	193.142	191.956	211.073
Industrial electric power.....	05	43		304.966	295.947	291.527	282.632	288.583
Industrial electric power.....	05	4321	12/90	256.431	248.848	245.131	237.652	242.655
Industrial electric power.....	05	432101	12/90	256.431	248.848	245.131	237.652	242.655
Industrial electric power, New England.....	05	4321011	12/07	250.755	246.566	216.560	166.277	165.511
Industrial electric power, Middle Atlantic.....	05	4321012	12/07	166.679	160.828	153.145	141.486	141.546
Industrial electric power, East North Central.....	05	4321013	12/07	169.388	165.304	200.056	199.827	200.134
Industrial electric power, West North Central.....	05	4321014	12/07	153.274	145.313	147.930	143.942	150.310
Industrial electric power, South Atlantic.....	05	4321015	12/07	119.588	120.134	119.552	117.976	118.418
Industrial electric power, East South Central.....	05	4321016	12/07	142.782	154.762	143.902	139.078	134.097
Industrial electric power, West South Central.....	05	4321017	12/07	126.528	128.229	123.922	120.432	121.905
Industrial electric power, Mountain.....	05	4321018	12/07	274.457	218.302	169.073	167.006	182.646
Industrial electric power, Pacific.....	05	4321019	12/07	196.958	196.748	198.140	196.447	208.484
Transportation electric power.....	05	46	12/10	126.192	126.247	126.166	126.038	126.043
Transportation electric power.....	05	4621	12/10	126.192	126.247	126.166	126.038	126.043
Transportation electric power.....	05	462111	12/10	126.192	126.247	126.166	126.038	126.043
Utility natural gas.....	05	5	12/90	336.159	310.448	287.004	269.073	256.634
Residential natural gas.....	05	51	12/90	343.818	311.396	287.310	273.824	266.105
Residential natural gas.....	05	5121	12/90	343.818	311.396	287.310	273.824	266.105
Residential natural gas.....	05	512101	12/90	343.818	311.396	287.310	273.824	266.105
Residential natural gas, New England.....	05	5121011	06/12	185.380	182.300	179.362	178.601	146.246
Residential natural gas, Middle Atlantic.....	05	5121012	06/12	160.859	160.214	150.491	149.508	148.659
Residential natural gas, East North Central.....	05	5121013	06/12	172.771	165.246	156.388	137.416	132.731
Residential natural gas, West North Central.....	05	5121014	06/12	173.691	163.558	149.893	145.617	142.338
Residential natural gas, South Atlantic.....	05	5121015	06/12	150.560	142.406	128.388	127.200	129.532
Residential natural gas, East South Central.....	05	5121016	06/12	124.628	123.593	112.262	109.787	106.542
Residential natural gas, West South Central.....	05	5121017	06/12	223.503	217.592	196.968	185.771	175.999
Residential natural gas, Mountain.....	05	5121018	06/12	205.491	207.575	213.943	215.758	207.579
Residential natural gas, Pacific.....	05	5121019	06/12	311.765	211.188	175.007	159.975	158.617
Commercial natural gas.....	05	52	12/90	364.293	318.370	284.738	261.498	244.619
Commercial natural gas.....	05	5221	12/90	364.293	318.370	284.738	261.498	244.619
Commercial natural gas.....	05	522101	12/90	364.293	318.370	284.738	261.498	244.619
Commercial natural gas, New England.....	05	5221011	06/12	196.745	186.105	181.033	179.425	132.289
Commercial natural gas, Middle Atlantic.....	05	5221012	06/12	144.973	143.501	134.862	129.635	126.129
Commercial natural gas, East North Central.....	05	5221013	06/12	184.294	175.812	165.003	138.581	129.780
Commercial natural gas, West North Central.....	05	5221014	06/12	189.176	181.193	157.377	149.660	140.586
Commercial natural gas, South Atlantic.....	05	5221015	06/12	148.190	137.264	116.289	115.595	116.327

See footnotes at end of table.

Table 9. Producer price indexes for commodity and service groupings and individual items, not seasonally adjusted — Continued
 [May 2023, Index base 1982=100, unless otherwise indicated]

Title	Commodity code		Other index base	Unadjusted index ¹				
	Group code	Item code		Jan. 2023	Feb. 2023 ^P	Mar. 2023 ^P	Apr. 2023 ^P	May 2023 ^P
Commercial natural gas, East South Central.....	05	5221016	06/12	141.500	139.760	131.151	130.771	119.201
Commercial natural gas, West South Central.....	05	5221017	06/12	242.379	234.177	210.458	184.649	175.600
Commercial natural gas, Mountain.....	05	5221018	06/12	223.555	226.499	234.466	238.906	225.423
Commercial natural gas, Pacific.....	05	5221019	06/12	463.661	276.848	200.872	157.874	149.691
Industrial natural gas.....	05	53	12/90	279.507	256.435	231.406	211.706	201.367
Industrial natural gas.....	05	5321	12/90	279.507	256.435	231.406	211.706	201.367
Industrial natural gas.....	05	532101	12/90	279.507	256.435	231.406	211.706	201.367
Industrial natural gas, New England.....	05	5321011	09/16	205.837	195.551	188.614	187.034	133.313
Industrial natural gas, Middle Atlantic.....	05	5321012	09/16	189.497	185.079	159.052	148.266	146.171
Industrial natural gas, East North Central.....	05	5321013	06/12	191.807	173.805	160.259	117.616	103.793
Industrial natural gas, West North Central.....	05	5321014	06/12	203.817	194.586	174.355	160.347	160.419
Industrial natural gas, South Atlantic.....	05	5321015	09/16	172.970	158.615	145.945	140.218	140.252
Industrial natural gas, East South Central.....	05	5321016	09/16	154.214	149.675	125.262	117.693	113.250
Industrial natural gas, West South Central.....	05	5321017	09/16	200.126	171.276	154.794	141.534	133.153
Industrial natural gas, Mountain.....	05	5321018	09/16	159.917	163.853	172.037	173.603	179.578
Industrial natural gas, Pacific.....	05	5321019	09/16	199.886	189.404	165.975	170.836	166.345
Natural gas to electric power.....	05	54	12/90	275.198	267.765	252.579	234.726	220.306
Natural gas to electric power.....	05	5421	12/90	275.198	267.765	252.579	234.726	220.306
Natural gas to electric power.....	05	542101	12/90	275.198	267.765	252.579	234.726	220.306
Crude petroleum (domestic production).....	05	6		207.365	214.227	198.961	223.027	200.235
Crude petroleum (domestic production).....	05	61		207.365	214.227	198.961	223.027	200.235
Crude petroleum (domestic production).....	05	6101		207.365	214.227	198.961	223.027	200.235
Crude petroleum (domestic production).....	05	610102	06/84	225.850	233.323	216.697	242.908	218.084
Petroleum products, refined.....	05	7		310.821	311.816	304.612	306.879	285.644
Gasoline.....	05	71		245.497	258.370	260.843	281.510	260.515
Unleaded premium gasoline.....	05	7103		269.018	280.690	284.492	306.917	292.742
Unleaded premium gasoline.....	05	710304	06/02	304.775	317.998	322.306	347.712	331.653
Unleaded regular gasoline.....	05	7104		240.521	253.381	255.389	276.127	253.482
Unleaded regular gasoline.....	05	710404	06/02	289.015	304.468	306.882	331.800	304.590
Unleaded mid-premium gasoline.....	05	7105	12/87	408.413	436.472	429.895	474.787	433.107
Unleaded mid-premium gasoline.....	05	710504	06/02	279.300	298.488	293.991	324.691	296.187
Kerosene and jet fuels.....	05	72		346.062	328.079	307.425	268.444	235.271
Kerosene.....	05	7202		331.081	319.970	288.672	278.511	249.318
Kerosene.....	05	720201		331.096	319.985	288.685	278.524	249.329
Jet fuel.....	05	7203		348.014	329.534	309.513	268.552	235.027
Jet fuel.....	05	720301		350.690	332.069	311.893	270.617	236.834
Light fuel oils.....	05	73		422.173	407.583	381.166	362.853	339.160
Home heating oil and distillates.....	05	7302		308.133	276.202	269.765	254.527	225.444
Home heating oil and distillates.....	05	730201		308.133	276.202	269.765	254.527	225.444
No. 2 diesel fuel.....	05	7303		449.169	435.578	406.306	386.991	362.854
No. 2 diesel fuel.....	05	730302	06/85	562.248	545.236	508.594	484.417	454.203
Residual fuels (heavy fuel oils, incl. #5, #6, & other residual fuels).....	05	74		168.980	159.938	181.009	179.133	199.353
Residual fuels (heavy fuel oils, incl. #5, #6, & other residual fuels).....	05	7407	06/85	248.234	234.950	265.904	263.149	292.851
Residual fuels (heavy fuel oils, incl. #5, #6, & other residual fuels).....	05	740703	06/02	219.391	207.651	235.008	232.573	258.825
Finished lubricants.....	05	76		612.092	613.637	614.027	608.434	609.003
Lubricating and similar oils.....	05	7604	06/85	588.437	582.293	582.744	576.146	576.805
Lubricating and similar oils not from petroleum refineries.....	05	760401	06/85	569.793	563.843	564.280	557.891	558.529
Lubricating oil base stocks.....	05	78	06/09	189.815	196.120	190.255	197.200	172.077
Lubricating oil base stocks.....	05	7801	06/09	189.815	196.120	190.255	197.200	172.077
Lubricating oil base stocks.....	05	780121	06/09	189.815	196.120	190.255	197.200	172.077
Asphalt and other petroleum and coal products, n.e.c.....	05	8	12/84	433.119	426.812	489.816	381.722	338.116
Asphalt and other petroleum and coal products, n.e.c.....	05	81	12/84	433.119	426.812	489.816	381.722	338.116
Asphalt.....	05	8102	06/85	208.736	217.127	221.570	258.089	281.404
Asphalt.....	05	810212	06/85	208.736	217.127	221.570	258.089	281.404
Other petroleum and coal products, including coke oven products, n.e.c.....	05	8103	12/84	1,047.021	1,022.225	1,196.186	860.844	718.390
Other petroleum and coal products, including coke oven products, n.e.c.....	05	810319	12/84	1,047.021	1,022.225	1,196.186	860.844	718.390
Other petroleum and coal products, made in coke oven establishments.....	05	8103191	06/09	196.814	194.874	194.337	194.005	191.499
Chemicals and allied products.....	06	—		359.631	360.967	357.673	358.575	355.861
Industrial chemicals.....	06	1		335.513	336.535	326.665	328.564	323.160
Basic inorganic chemicals.....	06	13		397.373	396.570	394.944	388.757	384.069
Inorganic chemicals, other than alkalis and chlorine.....	06	1302		351.023	354.184	352.521	350.840	348.808
Aluminum compounds.....	06	130209	06/95	133.966	150.473	150.473	150.147	148.506

See footnotes at end of table.

Table 9. Producer price indexes for commodity and service groupings and individual items, not seasonally adjusted — Continued
 [May 2023, Index base 1982=100, unless otherwise indicated]

Title	Commodity code		Other index base	Unadjusted index ¹				
	Group code	Item code		Jan. 2023	Feb. 2023 ^P	Mar. 2023 ^P	Apr. 2023 ^P	May 2023 ^P
Inorganic acids, inc. hydrochloric, sulfuric acid, and other.....	06	13020T	12/08	120.285	121.673	122.446	126.329	124.204
Sulfuric acid.....	06	13020T1	06/87	204.857	207.550	207.157	223.421	223.421
Lime.....	06	130213		405.843	407.473	408.651	409.245	413.626
Potassium and sodium compounds, excluding bleaches, alkalies, and alum.....	06	130217	06/01	467.538	477.201	483.529	483.635	458.337
Rock salt.....	06	130271	12/84	420.170	420.170	420.170	420.170	—
Other inorganic chemicals, nec.....	06	130283	12/06	181.136	182.594	181.147	179.794	179.937
All other inorganic chemicals.....	06	1302833	12/08	125.558	127.399	126.069	125.865	125.994
Alkalies and chlorine, including natural sodium carbonate and sulfate.....	06	1303		603.588	588.009	586.383	562.945	548.000
Chlorine, sodium hydroxide, and other alkalies.....	06	130302	06/05	309.037	300.164	299.428	285.202	276.770
Sodium hydroxide (caustic soda).....	06	1303024	12/07	244.917	234.497	233.977	218.370	209.015
Other alkalies.....	06	1303028	12/11	182.161	181.973	181.444	179.508	178.516
Basic organic chemicals.....	06	14		326.737	328.114	316.591	320.042	314.455
Primary basic organic chemicals.....	06	1401		280.806	294.540	265.259	271.288	256.921
Aromatics.....	06	140197	06/01	226.657	256.043	263.880	254.401	259.435
Liquid refinery gases.....	06	140198	06/01	272.738	279.995	240.407	251.248	231.417
Cyclic intermediate chemicals and dyes.....	06	1402		299.233	301.812	301.749	299.957	301.094
Cyclic intermediate chemicals.....	06	140281	06/01	283.422	285.764	285.955	284.622	285.538
Synthetic organic dyes.....	06	140282	06/01	127.914	129.373	128.459	126.410	127.463
Other basic organics.....	06	1403		316.940	310.895	310.238	312.154	311.852
Ethanol (ethyl alcohol).....	06	140341		289.121	284.067	280.349	297.241	302.442
Other basic organics, n.e.c.....	06	140399	06/87	318.290	312.047	312.551	308.822	306.475
Fatty acids.....	06	1403991	12/07	244.886	236.352	229.907	213.051	203.450
Bulk pesticides and other bulk synthetic organic agricultural chemicals, excluding preparation.....	06	1403992	12/07	284.345	284.345	284.345	284.345	284.345
Industrial organic flavor oil mixtures and blends.....	06	1403993	12/08	400.109	402.070	420.987	420.987	420.987
Natural organic chemicals.....	06	1403995	12/08	144.358	150.107	155.565	152.136	152.400
Synthetic organic chemicals for use as flavor and perfume materials.....	06	1403997	12/07	133.730	133.730	133.730	133.730	184.299
Synthetic organic plasticizers.....	06	1403999	12/07	147.523	149.785	152.347	154.541	160.557
Other synthetic organic chemicals.....	06	140399A	12/07	111.679	109.606	109.724	106.410	100.806
Miscellaneous end use chemicals and chemical products, excluding urea.....	06	140399B	12/07	232.764	223.604	224.977	225.924	226.218
Miscellaneous cyclic and acyclic chemicals and chemical products, excluding fatty acid esters.....	06	140399C	12/07	137.551	136.866	137.494	138.223	138.223
Paints and allied products.....	06	2		404.811	403.477	405.306	405.813	407.835
Prepared paint.....	06	21		421.440	421.858	421.144	422.319	423.073
Architectural coatings.....	06	2101		509.063	509.306	509.375	509.402	509.357
Architectural coatings.....	06	210104	12/03	279.268	279.402	279.440	279.455	279.430
Exterior architectural coatings.....	06	2101041	12/12	184.647	184.894	184.964	184.991	184.945
Interior architectural coatings.....	06	2101042	12/12	153.739	153.739	153.739	153.739	153.739
OEM finishes excluding marine coatings.....	06	2102	06/83	265.853	266.827	265.630	269.605	269.281
OEM finishes excluding marine coatings.....	06	210201	06/83	265.853	266.827	265.630	269.605	269.281
Transportation finishes, except powdered and high-solids coatings.....	06	2102011	12/12	122.234	121.397	118.257	120.621	121.628
All other product finishes for original equipment manufacturers (OEM), excluding marine coating.....	06	2102012	12/12	147.648	148.606	148.782	150.816	150.260
Special purpose coatings, incl. marine, industrial & construction coatings.....	06	2103	06/83	535.024	534.870	532.939	531.846	536.899
Special purpose coatings, incl. marine, industrial & construction coatings.....	06	210301	06/83	535.024	534.870	532.939	531.846	536.899
Paint materials.....	06	22		342.191	333.727	344.467	342.812	349.555
Paint colors.....	06	2202		282.976	275.020	285.116	283.560	289.899
All other inorganic pigments, including TiO2, chrome colors, and other white opaque pigments.....	06	22020N	09/21	124.918	121.496	125.641	126.252	129.478
Synthetic organic pigments, lakes, and toners.....	06	220298	06/87	194.909	188.500	198.642	184.302	184.302
Kaolin and ball clay.....	06	2204		282.657	282.657	282.657	282.657	282.657
Kaolin and ball clay.....	06	220407		324.060	324.060	324.060	324.060	324.060
Allied and miscellaneous paint products.....	06	23	06/83	426.380	430.373	429.879	430.312	430.107
Allied and miscellaneous paint products.....	06	2301	06/83	426.380	430.373	429.879	430.312	430.107
Allied and miscellaneous paint products.....	06	230104	12/03	241.371	243.632	243.352	243.597	243.481
Drugs and pharmaceuticals.....	06	3		659.252	662.670	663.069	663.537	662.765
Medicinal and botanical chemicals, drugs, and other products.....	06	31		185.657	184.961	185.832	186.064	186.066
Medicinal and botanical chemicals, drugs, and other products.....	06	3102	06/82	185.711	185.016	185.887	186.119	186.121
Synthetic organic medicinal chemicals, medicinal & botanical drugs, & other products.....	06	310203	06/82	185.711	185.016	185.887	186.119	186.121
Veterinary pharmaceutical preparations.....	06	34		211.805	211.805	211.805	211.805	211.805
Pharmaceuticals for veterinary use.....	06	3403	12/87	210.418	210.418	210.418	210.418	210.418
Pharmaceuticals for veterinary use.....	06	340303	06/01	160.482	160.482	160.482	160.482	160.482
Biological products, including diagnostics.....	06	37		320.680	323.692	324.102	324.544	323.851

See footnotes at end of table.

Table 9. Producer price indexes for commodity and service groupings and individual items, not seasonally adjusted — Continued
 [May 2023, Index base 1982=100, unless otherwise indicated]

Title	Commodity code		Other index base	Unadjusted index ¹				
	Group code	Item code		Jan. 2023	Feb. 2023 ^P	Mar. 2023 ^P	Apr. 2023 ^P	May 2023 ^P
Biological products, excluding diagnostic, for veterinary, industrial, and all other misc. uses.....	06	3717	12/04	166.823	166.823	166.823	166.823	166.823
Biological products, excluding diagnostic, for veterinary, industrial, and all other misc. uses.....	06	371705	12/22	110.596	110.596	110.596	110.596	110.596
Diagnostics.....	06	3718	06/09	140.456	143.811	144.273	144.545	143.772
In-vitro diagnostic substances.....	06	371801	06/09	227.397	229.585	231.241	231.483	229.993
Biological products, excluding diagnostic, for human use.....	06	3719	06/09	154.077	154.077	154.073	154.309	154.309
Biological products, excluding diagnostic, for human use.....	06	371904	12/22	101.159	101.159	101.156	101.311	101.311
Pharmaceutical preparations.....	06	38	06/01	287.705	288.948	288.970	289.094	288.834
Pharmaceuticals affecting neoplasms, the endocrine system, & metabolic diseases.....	06	3801	06/01	313.772	313.973	313.973	313.973	313.774
Cancer therapy products.....	06	380102	12/09	117.003	117.118	117.118	117.118	115.998
Insulin/antidiabetes products.....	06	380103	12/09	315.576	315.576	315.579	315.579	315.598
Other neoplasms, endocrine system, and metabolic diseases.....	06	380104	12/09	176.325	176.461	176.461	176.461	176.461
Hormones and oral contraceptives.....	06	380105	12/09	226.784	226.784	226.784	226.784	226.784
Pharmaceuticals acting on the central nervous system and the sense organs.....	06	3802	06/01	339.122	343.612	343.620	344.315	343.180
Analgesics.....	06	380202	12/09	277.153	288.829	288.850	288.914	288.914
Analgesics, over-the-counter.....	06	380202OC	06/81	263.265	264.992	265.218	265.904	265.904
Analgesics, prescription.....	06	380202RX	06/81	2,381.186	2,489.804	2,489.804	2,489.804	2,489.804
Psychotherapeutics.....	06	380203	12/09	203.317	203.317	203.317	203.317	203.317
Antidepressants.....	06	3802031	12/09	203.832	203.832	203.832	203.832	203.832
Other psychotherapeutics, including tranquilizers.....	06	3802032	12/09	209.836	209.836	209.836	209.836	209.836
Anticonvulsants.....	06	380204	12/09	257.715	257.715	257.715	257.715	221.858
Other central nervous system and sense organs.....	06	380205	12/09	205.462	205.462	205.462	206.142	206.142
Pharmaceuticals acting on the cardiovascular system.....	06	3803	06/01	445.685	445.685	445.685	445.685	445.685
Other cardiovascular preparations.....	06	380305	12/09	331.559	331.559	331.559	331.559	331.559
Pharmaceuticals acting on the respiratory system.....	06	3804	06/01	230.753	230.829	230.829	230.920	230.920
Antihistamines and bronchodilators, including antiasthmatics.....	06	380402	12/07	167.674	167.765	167.765	167.874	167.874
Other respiratory preparations.....	06	380403	12/07	193.470	193.470	193.470	193.470	193.470
Other respiratory preparations, over-the-counter.....	06	380403OC	12/07	124.060	124.060	124.060	124.060	124.060
Other respiratory preparations, prescription.....	06	380403RX	12/07	211.518	211.518	211.518	211.518	211.518
Pharmaceuticals acting on the digestive or the genito-urinary systems.....	06	3805	06/01	202.199	202.199	201.909	201.014	201.014
Other digestive or genito-urinary preparations.....	06	380503	12/09	147.093	147.093	146.882	146.231	146.231
Other digestive or genito-urinary preparations, prescription.....	06	380503RX	06/01	222.008	222.008	222.008	220.773	220.773
Pharmaceuticals acting on the skin.....	06	3806	06/01	192.638	192.638	192.638	191.524	191.524
Other pharmaceutical preparations acting on the skin.....	06	380603	12/09	126.554	126.554	126.554	125.733	125.733
Anti-acne preparations.....	06	380606	12/09	111.783	111.783	111.783	111.783	111.783
Vitamin, nutrient, and hematinic preparations.....	06	3807	06/01	147.439	147.439	147.564	147.749	148.085
Multivitamins.....	06	380702	12/09	118.307	118.307	118.307	118.307	118.307
Other vitamins and nutrients.....	06	380703	12/09	136.698	136.698	136.698	136.956	136.956
Pharmaceuticals affecting parasitic and infective diseases.....	06	3808	06/01	277.604	277.604	277.604	277.604	277.604
Broad and medium spectrum antibiotics.....	06	380802	12/09	171.403	171.403	171.403	171.403	171.403
Systemic antivirals.....	06	380803	12/09	196.197	196.197	196.197	196.197	196.197
Other parasitic and infective diseases.....	06	380804	12/09	212.837	212.837	212.837	212.837	212.837
Fats and oils, inedible.....	06	4		376.161	355.824	346.494	336.555	322.336
Fats and oils, inedible.....	06	41		376.161	355.824	346.494	336.555	322.336
Fats and oils, inedible.....	06	4101		376.161	355.824	346.494	336.555	322.336
Soybean oil, processed for inedible purposes.....	06	410131	06/95	215.455	205.678	203.819	197.539	189.256
Crude soybean oil, degummed, made from soybeans crushed in the same establishment.....	06	4101311	12/07	94.349	93.655	91.936	90.317	89.178
Soybean oil, all other types.....	06	4101312	12/07	167.352	156.349	155.765	149.812	141.014
Lard, inedible tallow, and grease, except wool grease.....	06	410132	06/02	629.251	574.860	521.344	511.107	488.823
Agricultural chemicals and chemical products.....	06	5		345.017	335.428	326.701	320.383	312.159
Mixed fertilizers.....	06	51		289.539	284.697	281.244	274.877	273.146
Mixed fertilizers.....	06	5105	06/86	305.518	300.408	296.765	290.046	288.220
Mixed fertilizers.....	06	510501	06/86	305.518	300.408	296.765	290.046	288.220
Mixed fertilizers, made in plants which manufacture fertilizer materials.....	06	5105011	12/09	287.424	282.667	282.667	276.485	269.496
Mixed fertilizers, dry, mixing only.....	06	5105012	12/09	143.520	142.937	141.866	137.638	137.878
Mixed fertilizers, liquid, mixing only.....	06	5105013	12/09	158.901	147.599	137.294	138.637	140.798
Fertilizer materials.....	06	52		404.902	378.950	358.582	346.910	327.926
Nitrogenates.....	06	5201		520.284	466.158	422.824	394.114	359.096
Fertilizer materials of organic origin.....	06	520137	12/93	234.502	240.851	235.615	235.410	234.383
Synthetic ammonia, nitric acid, ammonium compounds, and urea.....	06	52013A	12/14	169.085	150.075	135.331	125.413	113.351
Phosphates.....	06	5202		327.185	323.228	320.823	322.622	315.981
Phosphoric acid, 52-54 percent APA, superphosphates and other phosphate fertilizer materials.....	06	52026A	12/14	141.647	139.934	138.893	139.671	136.796

See footnotes at end of table.

Table 9. Producer price indexes for commodity and service groupings and individual items, not seasonally adjusted — Continued
 [May 2023, Index base 1982=100, unless otherwise indicated]

Title	Commodity code		Other index base	Unadjusted index ¹				
	Group code	Item code		Jan. 2023	Feb. 2023 ^P	Mar. 2023 ^P	Apr. 2023 ^P	May 2023 ^P
Other agricultural chemicals.....	06	53		255.589	258.681	258.553	257.650	256.734
Other agricultural chemicals.....	06	5301		255.589	258.681	258.553	257.650	256.734
Lawn and garden pesticides and chemicals.....	06	530107	06/03	200.209	200.209	200.209	200.209	200.209
Household and institutional pesticides and chemicals.....	06	530108	06/03	182.942	182.869	182.869	182.834	182.869
Agricultural and commercial pesticides and chemicals.....	06	530109	06/03	170.471	172.726	172.633	171.977	171.308
Plastic resins and materials.....	06	6		275.754	281.969	284.482	289.072	288.806
Thermoplastic resins and plastics materials.....	06	62		273.812	281.478	284.307	289.322	288.647
Thermoplastic resins and plastics materials.....	06	6212	12/03	190.271	195.598	197.564	201.049	200.580
Thermoplastic resins and plastics materials.....	06	621201	12/03	190.271	195.598	197.564	201.049	200.580
Thermosetting resins and plastics materials.....	06	63		308.638	305.068	305.531	307.446	310.047
Thermosetting resins and plastics materials.....	06	6306	12/98	219.939	217.396	217.726	219.090	220.944
Thermosetting resins and plastics materials.....	06	630601	12/98	219.939	217.396	217.726	219.090	220.944
Other chemicals and allied products.....	06	7		252.704	254.978	255.546	255.696	255.300
Soaps and detergents.....	06	71		235.220	235.671	235.845	235.851	236.067
Soaps and other detergents.....	06	7104	06/83	225.917	226.351	226.518	226.524	226.731
Soaps and detergents, commercial, industrial, and institutional.....	06	710401	06/83	320.952	321.192	321.625	321.561	322.109
Commercial, industrial, and institutional hard surface cleaners.....	06	71040101	12/11	120.341	120.341	119.950	119.950	119.950
Commercial, industrial, and institutional laundry detergents.....	06	71040102	12/11	133.744	133.744	140.477	140.477	140.477
Commercial, industrial, and institutional dishwashing detergents.....	06	71040103	12/11	170.495	170.495	170.495	170.364	170.364
Commercial, industrial, and institutional metal cleaners.....	06	71040104	12/11	142.756	142.756	146.754	146.754	146.754
Dairy, farm, and food plant cleaners, sanitizers, etc.....	06	71040106	12/11	136.475	136.475	136.475	136.475	138.535
Commercial, industrial, and institutional soaps, excluding specialty cleaners.....	06	71040107	12/11	142.448	142.852	143.178	143.229	143.229
Household detergents.....	06	710402		185.980	186.192	186.192	186.341	186.341
Household alkaline detergents and cleaners.....	06	7104021	05/18	139.862	140.028	140.028	140.145	140.145
Household dry and liquid laundry detergents.....	06	7104022	05/18	116.658	116.658	116.658	116.658	116.658
Soaps, excluding specialty cleaners, household.....	06	710403	06/83	223.056	224.061	224.070	224.070	224.070
Polish and other sanitation goods.....	06	72	06/83	228.310	231.343	231.740	232.342	232.411
Polish and other sanitation goods.....	06	7201	06/83	228.310	231.343	231.740	232.342	232.411
Polishing preparations and related products.....	06	720103	06/83	295.236	295.253	297.011	297.984	297.566
Specialty cleaning and sanitation products.....	06	720105	05/17	120.923	121.092	121.308	121.784	121.884
Disinfectants, nonagricultural, industrial and institutional.....	06	7201051	05/17	156.692	157.188	157.188	157.533	157.533
Air and room fresheners.....	06	7201053	12/11	127.206	127.206	127.206	127.233	127.233
Laundry fabric softeners and rinses, liquid and dry.....	06	7201058	05/17	110.806	110.806	110.806	111.287	111.562
Other specialty cleaning and sanitation products.....	06	7201059	12/11	121.199	121.239	121.801	122.651	122.853
Cosmetics and other toilet preparations.....	06	75		183.441	186.767	187.827	188.268	188.268
Shaving preparations.....	06	7502		191.287	191.287	191.273	191.273	191.273
Shaving preparations.....	06	750206	06/99	169.249	169.249	169.237	169.237	169.237
Perfumes, toilet waters, and colognes.....	06	7503		188.206	193.786	193.786	193.786	193.786
Perfumes, toilet waters, and colognes.....	06	750306	06/99	117.386	120.866	120.866	120.866	120.866
Hair preparations (including shampoos).....	06	7504		215.602	215.606	215.606	215.608	215.608
Hair preparations (including shampoos).....	06	750407	06/99	159.582	159.586	159.586	159.587	159.587
Hair preparations incl professional, consumer, and cream/gel shampoos.....	06	75040701	12/11	141.652	141.652	141.652	141.652	141.652
Hair tonics and hair dressings incl professional and consumer use.....	06	75040702	12/11	115.057	115.068	115.068	115.072	115.072
Toothpastes, denture cleaners, and mouthwashes.....	06	7505		158.920	163.396	171.064	171.064	171.064
Denture cleaners, mouthwashes, gargles, and rinses.....	06	750504	12/11	125.594	125.594	134.624	134.624	134.624
Creams, lotions, and oils, excluding shaving, hair, and deodorant.....	06	7514	06/99	131.634	133.871	133.871	134.258	134.258
Creams, lotions, and oils, excluding shaving, hair, and deodorant.....	06	751401	06/99	131.634	133.871	133.871	134.258	134.258
Other cosmetics and toilet preparations.....	06	7515	06/99	120.727	123.234	123.333	123.823	123.823
Other cosmetics and toilet preparations.....	06	751501	06/99	120.727	123.234	123.333	123.823	123.823
Misc. chemical prod. and preparations.....	06	79		316.544	318.411	318.698	318.571	317.508
Explosives and blasting accessories.....	06	7902		276.770	287.526	285.639	283.911	280.182
Explosives and blasting accessories.....	06	790234	12/03	170.123	176.734	175.574	174.512	172.220
Industrial gases.....	06	7903		356.969	356.823	360.369	357.637	350.978
Carbon dioxide.....	06	790302		525.387	521.579	519.492	528.066	539.306
Nitrogen.....	06	790303		292.331	298.287	289.249	298.144	298.791
Oxygen.....	06	790304		552.210	553.846	564.398	574.186	679.262
Argon and hydrogen.....	06	790309	06/09	85.917	85.768	86.909	85.285	85.080
Other industrial gases (including fluorocarbon and acetylene).....	06	790312	06/09	267.567	265.610	271.477	262.473	229.965
Adhesives and sealants.....	06	7904	12/83	354.669	357.579	358.740	361.100	361.867
Synthetic resin and rubber adhesives.....	06	790402	12/83	356.891	361.682	362.995	365.491	366.580
Epoxy adhesives.....	06	7904021	12/11	156.268	156.268	157.328	158.831	160.010
Other synthetic resin and rubber adhesives.....	06	7904026	12/11	136.150	136.304	136.447	137.448	137.383
Structural sealants (load bearing).....	06	790407	12/11	117.350	117.350	117.350	117.350	117.350
Nonstructural caulking compounds and sealants.....	06	79040A	12/11	176.645	176.645	177.093	178.719	178.922
Surface active agents.....	06	7905	12/83	353.816	353.816	347.374	347.313	345.819

See footnotes at end of table.

Table 9. Producer price indexes for commodity and service groupings and individual items, not seasonally adjusted — Continued
 [May 2023, Index base 1982=100, unless otherwise indicated]

Title	Commodity code		Other index base	Unadjusted index ¹				
	Group code	Item code		Jan. 2023	Feb. 2023 ^P	Mar. 2023 ^P	Apr. 2023 ^P	May 2023 ^P
Textile and leather assistants and finishes.....	06	790501	12/83	253.826	253.826	236.786	236.625	232.671
Surfactants (bulk surface active agents).....	06	790502	12/83	382.078	382.078	382.078	382.078	382.078
Gum and wood chemicals, including wood distillation products.....	06	7906	06/84	559.607	568.782	558.967	558.307	560.875
Gum and wood chemicals, including wood distillation products.....	06	790607	12/03	365.356	371.346	364.938	364.507	366.184
Other miscellaneous chemical products.....	06	7909		265.731	267.264	268.143	267.770	267.731
Carbon black, all processes.....	06	790918	12/83	589.058	614.016	594.566	588.426	600.901
Printing ink.....	06	790919	06/84	263.984	264.711	264.998	267.012	267.236
Gravure printing inks.....	06	7909192	12/11	104.718	104.718	104.737	104.737	104.737
Lithographic and offset inks.....	06	7909193	12/11	132.736	132.736	132.739	132.739	132.739
News and nonheat web offset printing inks.....	06	79091931	12/11	142.890	142.890	142.890	142.890	142.890
Publication and commercial web inks.....	06	79091932	12/11	132.389	132.389	132.389	132.389	132.389
Sheet-fed general inks.....	06	79091933	12/11	131.578	131.578	131.592	131.592	131.592
Sheet-fed packaging inks.....	06	79091934	12/11	126.455	126.455	126.455	126.455	126.455
Flexographic printing inks.....	06	7909194	12/11	166.479	166.415	166.823	166.823	166.823
Nonimpact/digital inks.....	06	7909195	12/11	180.996	182.061	182.451	187.153	187.584
All other printing inks.....	06	7909196	12/11	118.496	120.132	119.634	119.942	120.173
Water-treating compounds.....	06	790961	06/85	216.382	224.214	224.017	224.067	224.416
Automotive chemicals.....	06	790991	06/09	115.238	114.747	114.593	114.576	114.777
All other chemical preparations, including essential oils, matches, and gelatin.....	06	790999	06/85	295.705	292.851	297.514	296.847	295.566
Rubber and plastic products.....	07	—		256.263	255.324	254.660	254.864	253.336
Rubber and rubber products.....	07	1		223.029	223.520	223.208	223.441	222.369
Synthetic rubber, inc. styrene-butadiene rubber (SBR) and ethylene propylene.....	07	11		234.741	234.360	230.967	234.262	231.268
Synthetic rubber.....	07	1102		235.962	235.579	232.168	235.480	232.471
Synthetic rubber, inc. sbr and ethylene propylene.....	07	110224	06/03	186.942	186.638	183.936	186.560	184.176
Tires, tubes, tread, & repair materials.....	07	12		195.868	195.855	196.067	196.652	195.990
Tires.....	07	1201		191.568	191.568	191.568	192.055	191.395
Pneumatic tires (including passenger, truck, bus, tractor, industrial, and other tires).....	07	12010		191.745	191.745	191.745	192.252	191.565
Passenger car pneumatic tires.....	07	120104	12/03	195.923	195.923	195.923	195.923	195.554
Truck and bus (including off-the-highway) pneumatic tires.....	07	120105		202.025	202.025	202.025	202.025	193.172
Tread rubber, tire sundries, and repair materials.....	07	1203		277.986	277.151	290.045	296.062	295.901
Tread rubber, tire sundries, and repair materials.....	07	120354	12/03	199.973	199.373	208.648	212.976	212.861
Miscellaneous rubber products.....	07	13		252.684	254.112	254.503	253.065	252.322
Rubber and plastics footwear, including athletic footwear.....	07	1301		155.385	155.385	155.366	155.366	156.133
Rubber and plastics footwear, including athletic footwear.....	07	130109	12/11	115.819	115.819	115.804	115.804	116.376
Rubber and plastic belts and belting.....	07	1303		352.662	353.615	354.958	355.468	354.088
Flat rubber and plastics belts and belting.....	07	130371	12/03	320.714	320.714	321.242	321.242	319.230
Rubber and plastics transmission belts and belting (excluding flat).....	07	130372	12/03	157.236	158.366	159.528	160.132	160.132
Rubber and plastics hose.....	07	1304		301.861	301.785	301.785	296.105	291.515
Rubber and plastics hose.....	07	130411	12/11	133.845	133.811	133.811	131.292	129.257
Industrial rubber and plastics hose without fittings.....	07	1304116	12/11	120.066	120.066	120.066	117.910	117.910
Rubber and plastics water hose (incl. fire, irrigation, etc.).....	07	1304117	12/11	183.917	183.917	183.917	168.664	158.352
Rubber and plastics hose for on- and off-highway motor vehicles.....	07	1304118	12/11	122.203	122.091	122.091	123.936	122.219
Miscellaneous rubber products, n.e.c.....	07	1306	06/83	227.114	228.759	229.102	228.100	227.960
All other industrial rubber products.....	07	130604	06/83	326.246	326.246	325.856	323.899	324.863
All other miscellaneous rubber goods.....	07	130606	06/83	245.096	247.731	247.731	247.138	246.337
Rubber compounds or mixtures for sale or interplant transfer.....	07	130612	06/83	313.259	312.706	311.497	303.709	303.709
Rubber druggist and medical sundries, excluding gloves.....	07	130616	12/03	142.325	142.325	142.325	142.325	142.325
Rubber products for mechanical use.....	07	130617	12/04	136.113	138.526	139.508	140.228	140.137
Molded rubber mechanical goods automotive.....	07	1306171	12/11	99.116	102.930	103.761	103.730	103.960
Molded rubber mechanical goods, transportation/off-highway.....	07	1306172	12/11	125.897	125.659	127.502	127.489	127.546
Other molded rubber mechanical goods (excluding tubing).....	07	1306179	12/11	144.761	144.761	145.081	149.213	147.620
Other extruded rubber mechanical goods (excl. auto)(excl. tubing).....	07	130617C	12/11	125.805	125.805	125.805	125.805	126.793
Rubber coated fabrics, garments, and footwear.....	07	130618	06/06	197.176	203.270	203.270	203.270	202.707
Plastic products.....	07	2		277.562	276.087	275.275	275.477	273.731
Plastic construction products.....	07	21		354.163	350.204	350.510	349.852	347.367
Plastics construction products.....	07	2106		354.163	350.204	350.510	349.852	347.367
Plastics pipe.....	07	210603	12/05	212.608	206.472	206.741	205.736	201.880
Plastics drain, waste, and vent pipe.....	07	2106031	12/11	165.643	154.356	156.233	153.565	149.486
Plastics water pipe.....	07	2106033	12/11	250.895	249.936	249.230	249.292	244.650
Plastics sewer, stormdrain, and water main pipe.....	07	2106038	12/17	228.296	218.580	217.992	217.380	214.524
Other plastics pipe.....	07	210603B	12/11	187.410	187.410	187.410	187.410	187.410
Plastics pipe fittings and unions.....	07	210604	12/05	323.819	320.190	326.665	324.257	316.840
Plastics plumbing fixtures.....	07	210605	12/05	166.715	167.506	167.506	167.493	166.689
Other plastics construction products.....	07	210606		295.018	294.312	293.801	293.938	294.593

See footnotes at end of table.

Table 9. Producer price indexes for commodity and service groupings and individual items, not seasonally adjusted — Continued
 [May 2023, Index base 1982=100, unless otherwise indicated]

Title	Commodity code		Other index base	Unadjusted index ¹				
	Group code	Item code		Jan. 2023	Feb. 2023 ^P	Mar. 2023 ^P	Apr. 2023 ^P	May 2023 ^P
Building and construction polystyrene foam products.....	07	2106061	06/08	216.400	215.882	215.348	215.348	215.348
Building & construction fabricated plastics products (excl foam, plumbing fixtures, hardware).....	07	2106063	06/08	165.345	164.950	164.681	164.768	165.188
Unsupported plastic film, sheet and other shapes.....	07	22		287.855	287.159	282.841	283.109	282.008
Unsupported plastics film, sheet, and other shapes.....	07	2205	12/82	285.254	284.565	280.285	280.550	279.460
Unsupported plastics film, sheet, and other shapes.....	07	220501	12/82	285.254	284.565	280.285	280.550	279.460
Unlaminated polyethylene film and sheet.....	07	2205011	12/11	135.759	135.322	131.712	130.539	130.127
Unlaminated vinyl and vinyl copolymer film and sheet.....	07	2205013	12/11	163.130	163.130	161.510	161.510	161.510
Miscellaneous unlaminated plastics film and sheet.....	07	2205014	12/11	117.572	118.202	115.713	115.949	115.259
Unlaminated plastics profile shapes.....	07	2205015	12/11	140.026	138.165	140.428	140.659	141.188
Laminated plastic sheets, rods, and tubes.....	07	23		259.499	267.732	268.945	268.900	268.900
Laminated plastics plates, sheet (except packaging), and shapes.....	07	2304		259.849	268.093	269.308	269.262	269.262
Laminated plastics plates, sheet (except packaging), and shapes.....	07	230401	12/82	267.478	275.964	277.214	277.167	277.167
Parts for manufacturing from plastics.....	07	26		186.267	183.077	182.912	182.143	181.137
Parts for transportation equipment.....	07	2601		172.984	171.556	172.207	172.239	171.089
Parts for transportation equipment.....	07	260105	12/82	171.571	170.154	170.800	170.832	169.692
Transportation polyurethane foam products.....	07	2601051	12/11	124.750	124.749	124.749	124.749	124.749
Transportation fabricated plastic parts (excluding foam and reinforced plastics).....	07	2601052	12/11	133.160	131.974	132.515	132.542	131.587
Other parts and components for manufacturing.....	07	2602		180.751	176.717	176.717	176.812	176.812
Other parts and components for manufacturing.....	07	260205	12/82	180.891	176.854	176.854	176.949	176.949
All other miscellaneous polyurethane foam products.....	07	2602051	12/11	119.850	119.850	119.850	119.867	119.867
Electrical & electronic fabricated plastics (excl. foam and reinforced plastics).....	07	2602052	12/11	115.610	108.664	108.664	108.878	108.878
All other polystyrene foam products incl. transportation application uses.....	07	2602053	12/11	175.877	173.999	173.999	173.999	173.999
Industrial machinery plastics products, excl foam (incl gears, bearings, bushings, cams).....	07	2602054	12/11	144.280	144.323	144.323	144.286	144.286
Foam components for furniture.....	07	2603	12/82	311.102	293.931	285.645	275.036	272.693
Foam components for furniture.....	07	260305	12/99	229.229	216.577	210.471	202.655	200.928
Other plastic products.....	07	29	12/82	296.674	298.086	298.057	300.977	301.648
Other plastics products.....	07	2901	12/82	296.674	298.086	298.057	300.977	301.648
Custom compounding of purchased resins and color concentrates.....	07	290196	12/99	200.346	199.346	198.134	201.391	201.574
All other reinforced and fiberglass plastics products.....	07	290197	12/99	235.465	240.633	242.822	243.039	244.201
Products made of foam other than polystyrene or polyurethane.....	07	290198	12/99	163.846	163.846	164.343	164.343	164.343
Plastic packaging products.....	07	2A	12/06	149.491	148.645	148.401	148.382	148.842
Plastics packaging products.....	07	2A01	12/06	149.491	148.645	148.401	148.382	148.842
Plastics packaging products.....	07	2A0101	12/06	149.491	148.645	148.401	148.382	148.842
Other plastics packaging products, excluding film, sheet, foam and bottles.....	07	2A01012	12/09	137.293	136.854	136.743	137.531	137.925
Packaging polyurethane foam products.....	07	2A01013	12/09	197.161	196.037	196.195	198.819	198.819
Plastics bottles.....	07	2A01014	12/09	132.402	130.946	131.057	129.726	130.470
Polystyrene foam food containers.....	07	2A01015	12/11	238.615	238.328	235.528	234.965	234.510
Polystyrene foam protective shipping pads, shaped cushioning, etc....	07	2A01016	12/11	248.341	246.868	244.877	244.877	244.877
Consumer, institutional, and commercial products, n.e.c.....	07	2B	12/06	195.083	195.533	194.926	195.382	195.615
All other consumer, institutional, and commercial products.....	07	2B01	12/06	195.083	195.533	194.926	195.382	195.615
All other consumer, institutional, and commercial products.....	07	2B0101	12/06	195.083	195.533	194.926	195.382	195.615
Consumer and institutional polystyrene foam products.....	07	2B01011	12/07	231.791	230.329	231.171	230.315	230.591
Consumer and institutional polyurethane foam products.....	07	2B01013	12/07	198.038	198.038	198.038	203.956	—
Consumer/institutional/commercial fabricated plastics products.....	07	2B01015	12/07	176.530	177.271	176.452	176.884	177.103
Recyclable plastics.....	07	2C	12/11	87.481	86.857	84.823	87.258	—
Recyclable plastics.....	07	2C01	12/11	87.481	86.857	84.823	87.258	—
Recyclable plastics.....	07	2C0101	12/11	87.481	86.857	84.823	87.258	—
Lumber and wood products.....	08	—		306.510	306.280	304.163	302.870	301.895
Lumber.....	08	1		263.388	266.613	263.727	261.097	261.437
Softwood lumber.....	08	11		268.020	276.627	274.041	270.845	270.068
Softwood cut stock and dimension.....	08	1105		267.455	276.446	276.821	280.073	256.236
Softwood cut stock and dimension.....	08	110503		285.457	295.053	295.453	298.924	273.483
Softwood lumber, not edge worked.....	08	1106	12/03	137.144	141.687	140.331	138.349	138.796
Softwood lumber, not edge worked.....	08	110601	12/03	137.144	141.687	140.331	138.349	138.796
Softwood dressed lumber, less than 2 inches in nominal thickness, not edge worked.....	08	1106012	06/12	180.865	171.188	160.724	154.745	150.835
Softwood dressed 2-inch lumber, 2 inches in nominal thickness only, not edge worked.....	08	1106013	06/12	135.163	146.113	145.861	143.796	144.651
Softwood dressed lumber and timbers, more than 2 inches in nominal thickness, not edge worked.....	08	1106014	06/12	137.642	140.879	139.570	140.416	144.487
Softwood lumber, made from purchased lumber.....	08	1107	12/03	253.526	258.523	254.293	252.990	254.156
Softwood lumber, made from purchased lumber.....	08	110701	12/03	253.526	258.523	254.293	252.990	254.156

See footnotes at end of table.

Table 9. Producer price indexes for commodity and service groupings and individual items, not seasonally adjusted — Continued
 [May 2023, Index base 1982=100, unless otherwise indicated]

Title	Commodity code		Other index base	Unadjusted index ¹				
	Group code	Item code		Jan. 2023	Feb. 2023 ^P	Mar. 2023 ^P	Apr. 2023 ^P	May 2023 ^P
Hardwood lumber.....	08	12		267.833	263.350	259.905	257.988	259.971
Hardwood cut stock and dimension.....	08	1203		296.143	296.141	296.138	296.136	290.839
Hardwood cut stock and dimension.....	08	120311	06/84	257.655	257.654	257.652	257.650	253.041
Hardwood flooring.....	08	1204	06/84	260.698	263.795	261.459	265.154	263.272
Oak and maple hardwood flooring.....	08	120401	06/84	263.163	266.494	263.946	267.920	265.895
Hardwood flooring, other than oak and maple.....	08	120402	12/11	153.574	153.574	153.889	153.889	153.889
Hardwood lumber, not edge worked.....	08	1205	12/03	108.046	104.292	101.955	100.760	102.259
Hardwood lumber, not edge worked.....	08	120501	12/03	108.046	104.292	101.955	100.760	102.259
Millwork.....	08	2		361.937	362.182	359.553	356.501	354.685
General millwork.....	08	21		332.537	336.848	335.936	334.584	334.707
General millwork.....	08	2101		332.537	336.848	335.936	334.584	334.707
Stock wood kitchen cabinets, related cabinetwork and countertops.....	08	210102	12/12	121.676	121.676	121.676	122.062	123.092
Stock wood kitchen cabinets and related cabinetwork for permanent installation.....	08	2101021	12/09	128.433	128.433	128.433	128.971	130.405
Custom wood kitchen cabinets, bathroom vanities, and related cabinetwork.....	08	210105	12/12	147.959	147.959	147.959	149.088	149.088
Custom wood kitchen cabinets and related cabinetwork not sold direct to customer at retail.....	08	2101051	12/09	173.292	173.292	173.292	174.356	174.356
Custom wood kitchen cabinets, bathroom vanities, and related cabinet work sold at retail.....	08	2101052	12/09	141.627	141.627	141.627	143.106	143.106
Wood window units.....	08	210112	06/83	359.617	375.178	375.868	375.868	375.868
Double hung wood window units.....	08	2101121	06/13	159.673	166.527	166.527	166.527	166.527
Casement wood window units.....	08	2101122	06/13	176.415	184.079	184.848	184.848	184.848
All other wood window units, including horizontal sliding, awning and single hung.....	08	2101123	06/13	151.009	157.605	157.605	157.605	157.605
Wood sash, excluding sash shipped in window units.....	08	210122	06/83	362.135	378.806	378.806	378.806	378.806
Wood window & door frames, incl. door frames in door units, excl. window frames in window units.....	08	210132	06/83	240.882	241.516	236.577	227.972	223.115
Wood panel, flush, & molded face doors, interior & exterior, incl. doors with glazed sections.....	08	210142	06/83	348.995	362.552	362.552	353.149	352.528
Other wood doors, incl. garage, patio, bifold, cabinet, screen, storm and louver.....	08	210152	06/83	319.048	330.500	326.798	324.209	323.652
Wood moldings.....	08	210162	06/83	366.024	364.394	361.545	358.319	358.999
Mirror and picture frames and framed pictures.....	08	210175	06/02	147.291	147.291	147.291	147.291	147.291
Other wood millwork products, including stairwork, exterior millwork, and softwood flooring.....	08	210183	06/83	308.511	307.501	307.768	310.118	310.831
Prefabricated structural members.....	08	22		512.973	496.502	486.589	476.285	466.341
Prefabricated structural members.....	08	2201		512.973	496.502	486.589	476.285	466.341
Laminated veneer lumber.....	08	220107	12/03	264.807	261.566	257.315	257.315	251.499
Other engineered structural wood members, excluding trusses & laminated veneer lumber.....	08	220108	12/03	245.249	240.739	237.708	233.573	233.573
Wood trusses.....	08	220109	12/03	315.415	303.482	296.753	289.353	281.961
Plywood.....	08	3		289.258	284.658	281.919	281.024	279.373
Softwood veneer and plywood.....	08	31		326.428	325.825	320.990	320.243	320.530
Softwood veneer and plywood.....	08	3103		254.916	254.445	250.670	250.087	250.311
Softwood veneer and plywood.....	08	310303	12/05	157.487	157.196	154.864	154.503	154.642
Softwood veneer, incl. veneer backed w/ paper, cloth, or other flexible material.....	08	3103031	12/07	136.946	131.493	127.402	125.420	125.208
Softwood plywood products: rough, sanded, and specialties.....	08	3103035	12/11	183.614	187.368	186.273	187.166	187.588
Hardwood veneer and plywood.....	08	35	12/05	168.879	163.270	162.781	162.092	159.758
Hardwood veneer and plywood.....	08	3501	12/05	168.879	163.270	162.781	162.092	159.758
Hardwood veneer, including veneer backed with paper, cloth, or other flexible material.....	08	350102	12/11	141.044	141.287	141.426	141.633	136.716
Hardwood plywood.....	08	350104	12/12	173.003	158.923	159.198	157.122	156.671
Hardwood veneered panels, including two-ply veneers.....	08	350107	12/11	161.606	158.515	154.849	154.642	157.289
Other wood products.....	08	4		222.191	219.763	217.860	218.156	217.098
Wood pallets and pallet containers, wood and metal combination.....	08	41		401.926	393.672	389.587	388.404	384.858
Wood pallets and pallet containers.....	08	4101		401.926	393.672	389.587	388.404	384.858
Wood pallets and pallet containers, wood and metal combination.....	08	410101	12/09	205.810	201.583	199.491	198.886	197.070
Wood boxes.....	08	42		237.451	237.728	237.728	236.812	235.640
Wood boxes.....	08	4201		237.451	237.728	237.728	236.812	235.640
Nailed and lock-corner wood boxes.....	08	420101	06/85	212.477	212.477	212.477	212.477	212.477
Wood box and crate shook.....	08	420102	06/85	243.068	243.723	243.723	236.464	233.773
Other wood container parts and wood containers.....	08	420127	12/03	129.016	129.005	129.005	131.760	131.760
Miscellaneous wood products.....	08	49		144.409	144.471	143.338	144.531	144.672
Wood ties, siding, shingles, and shakes, and contract sawing of logs owned by others.....	08	4903	12/03	170.198	170.178	172.228	171.960	174.371
Wood ties, siding, shingles, and shakes, and contract sawing of logs owned by others.....	08	490301	12/03	170.198	170.178	172.228	171.960	174.371

See footnotes at end of table.

Table 9. Producer price indexes for commodity and service groupings and individual items, not seasonally adjusted — Continued
 [May 2023, Index base 1982=100, unless otherwise indicated]

Title	Commodity code		Other index base	Unadjusted index ¹				
	Group code	Item code		Jan. 2023	Feb. 2023 ^P	Mar. 2023 ^P	Apr. 2023 ^P	May 2023 ^P
Sawn wood fence stock, wood lath, and contract resawing and planing. . .	08	4904	12/03	220.450	220.450	220.450	220.450	220.450
Sawn wood fence stock, wood lath, and contract resawing and planing.	08	490401	12/03	220.450	220.450	220.450	220.450	220.450
All other miscellaneous wood products.	08	4909	06/84	224.750	224.866	222.556	224.785	224.785
All other miscellaneous wood products.	08	490901	06/84	224.750	224.866	222.556	224.785	224.785
Logs, bolts, timber, pulpwood and wood chips.	08	5		276.304	273.793	270.825	268.821	268.678
Logs, bolts, timber, pulpwood and wood chips.	08	51		276.304	273.793	270.825	268.821	268.678
Logs, bolts, timber, pulpwood and wood chips.	08	5105	12/11	118.065	116.992	115.724	114.868	114.806
Logs, bolts, timber and pulpwood.	08	510502	12/11	116.723	115.513	113.697	112.872	112.835
Wood chips, excluding field chips.	08	510505	12/11	119.500	119.038	120.097	119.142	118.980
Prefabricated wood buildings & components.	08	6	12/84	377.368	375.691	375.677	375.994	377.133
Prefabricated wood buildings & components.	08	61	12/84	377.368	375.691	375.677	375.994	377.133
Prefabricated wood buildings and components.	08	6101	12/84	377.368	375.691	375.677	375.994	377.133
Prefabricated stationary wood buildings, components (not sold as complete units).	08	610101	12/84	210.948	208.429	207.259	208.068	206.427
Prefabricated stationary wood buildings, precut packages (complete units).	08	610102	12/84	514.707	514.720	516.602	517.484	519.378
Prefabricated stationary wood buildings, shipped in panel form (complete units).	08	610103	12/84	579.701	578.565	577.755	577.930	581.737
Prefabricated stationary wood buildings, shipped in three-dimensional assemblies.	08	610104	12/84	401.617	398.327	398.590	398.590	399.222
Prefabricated stationary wood buildings, three-dimensional assemblies, residential.	08	6101041	12/11	188.137	188.137	188.276	188.276	188.607
Prefabricated stationary wood buildings, three-dimensional assemblies, nonresidential.	08	6101042	12/11	196.563	181.625	181.627	181.627	181.633
Treated wood and contract wood preserving.	08	7	06/85	271.913	273.156	279.048	288.017	285.473
Treated wood and contract wood preserving.	08	71	06/85	271.913	273.156	279.048	288.017	285.473
Treated wood.	08	7101	06/85	277.305	278.614	284.880	294.492	291.779
Wood poles, piles, and posts owned and treated by the same establishment.	08	710101	06/85	404.841	402.925	419.467	442.142	436.899
Other wood products owned and treated by the same establishment. . .	08	710102	06/85	237.618	241.414	241.616	243.814	242.385
Contract wood preservation.	08	7102	06/85	224.569	224.863	225.145	224.271	224.271
Receipts for treating wood owned by others w/ arsenical chemicals, creosote, & other chemicals.	08	710201	06/85	224.569	224.863	225.145	224.271	224.271
Pulp, paper, and allied products.	09	—		334.682	334.633	333.799	333.539	333.091
Pulp, paper, and prod., ex. bldg. paper.	09	1		291.279	291.078	289.538	289.223	288.500
Wood pulp.	09	11		268.947	255.659	254.684	238.560	227.283
Wood pulp.	09	1105	06/06	186.713	177.488	176.811	165.617	157.788
Wood pulp.	09	110501	06/06	186.713	177.488	176.811	165.617	157.788
Special alpha and dissolving wood pulp, incl. sulfite and sulfate and other wood pulp.	09	1105012	12/11	140.139	132.378	132.406	123.206	116.619
All other miscellaneous pulp, other than wood, and pulp mill byproducts incl. turpentine.	09	1105017	12/07	218.356	218.356	210.654	207.848	207.848
Recyclable paper.	09	12		180.740	194.127	193.401	205.687	217.566
News and other low grade recyclable paper.	09	1201		180.153	180.153	184.351	176.481	177.792
News and other low grade recyclable paper.	09	120125	06/06	81.333	81.333	83.228	79.675	80.267
Corrugated recyclable paper.	09	1203		132.203	152.148	154.409	176.611	188.217
Corrugated recyclable paper.	09	120325	06/06	45.411	52.262	53.039	60.665	64.651
High grade recyclable paper (including pulp substitutes and deinking). . . .	09	1207	12/86	166.248	161.014	153.108	142.340	150.109
High grade recyclable (including pulp substitutes and deinking).	09	120725	06/06	124.991	121.056	115.112	107.017	112.858
Paper.	09	13		248.804	250.607	249.610	252.592	247.847
Writing and printing papers.	09	1301		246.838	249.222	245.823	248.045	244.508
Bleached bristol, clay-coated, uncoated, and industrial converted paper.	09	130119	12/11	132.426	133.943	131.708	133.328	131.059
Printing paper, coated at establishments other than where paper was produced.	09	130120	12/11	133.301	133.301	131.294	131.294	131.294
Newsprint.	09	1302		174.239	176.511	172.348	172.075	167.086
Newsprint.	09	130291		174.239	176.511	172.348	172.075	167.086
Packaging and industrial converting paper.	09	1303		310.996	312.141	313.585	319.647	312.403
Coated and laminated single and multi-web paper.	09	130321	12/87	274.150	276.631	276.792	278.239	272.195
Single-web paper, rolls and sheets, including waxed, for flexible packaging uses.	09	1303211	12/11	164.731	166.906	166.906	166.454	166.454
Multiweb laminated rolls and sheets, except foil, for flexible packaging uses.	09	1303213	12/11	141.198	141.880	142.048	143.941	137.673
Coated and laminated single and multi-web film.	09	130322	12/87	246.128	247.000	248.665	255.510	249.388
Single-web film, rolls, and sheets, including coextruded, for flexible packaging uses.	09	130322A	01/19	121.497	122.086	124.635	125.614	124.989
Single-web film, rolls, and sheets for flexible packaging uses.	09	130322A1	12/11	132.581	134.074	137.222	138.370	137.712
Coextruded single-web film, for flexible packaging uses.	09	130322A2	12/11	134.604	131.693	132.976	133.727	132.933

See footnotes at end of table.

Table 9. Producer price indexes for commodity and service groupings and individual items, not seasonally adjusted — Continued
 [May 2023, Index base 1982=100, unless otherwise indicated]

Title	Commodity code		Other index base	Unadjusted index ¹				
	Group code	Item code		Jan. 2023	Feb. 2023 ^P	Mar. 2023 ^P	Apr. 2023 ^P	May 2023 ^P
All other coated and processed papers.....	09	1305	12/82	256.765	259.560	264.094	261.288	254.940
Converted foil for nonpackaging applications.....	09	130505	06/13	123.754	121.419	121.419	121.419	121.419
Other coated and processed papers, except for packaging uses.....	09	130506	06/13	120.807	122.905	125.653	123.952	120.104
Paperboard.....	09	14		354.812	351.116	348.059	344.736	344.033
Corrugated paperboard in sheets and rolls, lined and unlined.....	09	1405		357.510	352.667	338.146	330.227	325.818
Corrugated paperboard in sheets and rolls, lined and unlined.....	09	140551		357.510	352.667	338.146	330.227	325.818
Paperboard, excluding corrugated paperboard in sheets and rolls.....	09	1411	12/82	375.373	371.727	371.187	368.748	368.876
Recycled paperboard.....	09	141105	12/82	423.975	417.262	414.759	406.350	406.981
Unbleached kraft packaging and industrial converting paperboard.....	09	141107	12/99	225.384	224.067	224.031	223.181	223.181
Bleached packaging and industrial converting paperboard.....	09	141112	05/21	130.842	130.842	130.842	130.842	130.842
Converted paper and paperboard products.....	09	15		308.790	309.146	307.603	307.703	308.613
Sanitary paper products, including stock.....	09	1501		221.416	222.303	222.259	222.330	223.284
Sanitary paper products, including stock.....	09	150123	12/99	153.651	154.267	154.236	154.285	154.947
Sanitary tissue paper products, made in paper mills.....	09	1501233	12/07	135.330	135.733	135.923	136.095	137.078
Disposable diapers and similar disposable products, purchased sanitary paper stock and wadding.....	09	1501234	12/07	123.291	123.291	123.291	123.291	123.291
Sanitary tissue paper products, made from purchased sanitary paper stock or wadding.....	09	1501235	12/07	145.302	146.770	146.131	145.869	145.968
Paper, plastic, and foil bags.....	09	1502		351.533	351.169	351.639	355.276	354.949
Uncoated single-web paper grocers' bags and sacks and variety and shopping bags.....	09	150214	12/83	402.522	402.522	402.522	453.783	461.539
Specialty bags, pouches and liners.....	09	150216	12/83	283.825	283.490	283.922	284.466	283.742
Plastics, foil, and coated paper bags.....	09	1502161	12/10	155.351	155.153	155.164	154.991	154.987
Specialty bags, pouches, and liners, multiweb laminations and foil, except film-film.....	09	15021612	06/13	152.033	151.656	151.677	151.229	151.220
Single-web film specialty bags, pouches, and liners.....	09	1502162	12/10	138.701	138.527	138.791	139.129	138.731
Polyethylene grocery and variety bags and pouches.....	09	15021621	12/11	124.343	124.511	123.754	123.923	120.925
Polyethylene refuse bags.....	09	15021622	12/11	130.233	129.168	129.561	130.294	131.175
Other polyethylene bags, pouches, and liners.....	09	15021625	12/11	144.709	144.950	146.089	146.617	146.747
Coextruded single-web film specialty bags, pouches, & liners.....	09	15021626	06/13	141.967	141.366	141.366	141.366	141.366
Multiweb film/film combination specialty bags, pouches and liners.....	09	1502163	12/10	141.872	142.353	141.087	140.369	139.994
Paper boxes and containers.....	09	1503		356.340	355.258	352.264	350.757	353.157
Corrugated shipping containers.....	09	150301	06/87	346.705	344.610	340.228	336.192	335.930
Corrugated shipping containers for food and beverages and carryout boxes for retail food.....	09	1503011	12/09	167.712	166.410	165.763	163.175	163.175
Corrugated shipping containers for paper and allied products.....	09	1503012	12/09	182.931	181.264	174.251	173.767	172.996
Corrugated shipping containers for metal and electrical machinery.....	09	1503013	12/09	198.805	198.144	198.144	196.963	196.846
Corrugated shipping containers for all other end uses.....	09	1503014	12/09	176.488	175.824	173.255	170.804	170.804
Setup (rigid) paperboard boxes.....	09	150322	12/83	476.542	482.369	482.369	477.531	477.531
Folding paperboard boxes, packaging, and packaging components.....	09	150336	12/04	156.156	156.650	156.814	158.694	162.159
Folding paperboard boxes, packaging, and packaging components.....	09	15033601	12/11	143.036	143.489	143.639	145.361	148.535
Paperboard fiber drums with ends of any material.....	09	150337		552.302	535.713	535.713	533.819	535.209
Cups and liquid-tight paper and paperboard containers.....	09	150355	12/17	111.247	-	-	-	-
Other corrugated and solid fiber products, including containers, pallets, pads, etc.....	09	1504		445.568	440.725	438.805	436.406	436.187
Other corrugated and solid fiber products, including containers, pallets, pads, etc.....	09	150441		619.659	612.923	610.253	606.917	606.612
Office supplies and accessories.....	09	1506		267.749	270.985	266.563	269.979	267.446
Envelopes.....	09	150636	12/84	256.639	254.796	253.334	254.107	254.045
Die-cut paper and paperboard office supplies.....	09	150646	12/03	280.308	280.308	280.308	280.308	280.308
Paper supplies for business machines and other misc. unprinted office supplies.....	09	150655	06/90	255.318	267.575	252.951	267.570	256.883
Tablets, pads, and related products.....	09	150657	12/11	141.126	142.314	142.493	142.493	142.493
Fiber cans, tubes, and similar fiber products.....	09	1507		486.844	493.588	485.932	491.012	491.662
Fiber cans, all fiber and composite.....	09	150731	12/09	181.243	189.277	181.608	187.554	188.691
Fiber cores and tubes.....	09	150732	12/09	190.554	190.482	189.823	189.823	189.630
Paperboard cones, reels, spools, bobbins, blocks, and all vulcanized fiber products.....	09	150733	12/09	155.856	155.856	155.856	155.856	155.856
Molded pulp goods, including egg cartons, florists pots, food trays, etc.....	09	1508	06/85	278.764	277.403	280.291	282.329	279.440
Molded pulp goods, including egg cartons, florists pots, food trays, etc.....	09	150814	06/90	242.634	241.450	243.964	245.737	243.223
Miscellaneous converted paper and paperboard products.....	09	1509	12/84	252.165	257.095	256.450	256.361	255.347
Pasted, lined, laminated, or surface-coated paperboard.....	09	150901	12/84	334.363	334.363	334.363	334.363	334.363
Wallcoverings.....	09	150902	06/85	189.397	189.397	189.397	189.397	189.397
Other sanitary paper products & misc. converted paper & paperboard products.....	09	150999	12/84	248.079	254.199	253.399	253.288	252.029
Miscellaneous converted paper and paperboard products.....	09	1509992	06/10	152.505	158.244	157.494	157.390	156.209
Pressure-sensitive products.....	09	16	12/82	248.652	248.655	248.220	245.386	246.942
Pressure-sensitive products.....	09	1601	12/82	248.652	248.655	248.220	245.386	246.942
Pressure-sensitive products.....	09	160101	12/82	248.144	248.147	247.712	244.884	246.437
Building paper & building board mill prods.....	09	2		289.764	287.578	289.741	295.759	301.170

See footnotes at end of table.

Table 9. Producer price indexes for commodity and service groupings and individual items, not seasonally adjusted — Continued
 [May 2023, Index base 1982=100, unless otherwise indicated]

Title	Commodity code		Other index base	Unadjusted index ¹				
	Group code	Item code		Jan. 2023	Feb. 2023 ^P	Mar. 2023 ^P	Apr. 2023 ^P	May 2023 ^P
Hardboard, particleboard & fiberboard prods.....	09	22		273.357	271.295	273.335	279.012	284.117
Particleboard and fiberboard.....	09	2201		280.617	278.403	280.479	286.581	292.165
Particleboard made from particleboard produced at the same location...	09	220125	12/82	396.319	386.641	377.933	374.863	374.863
Prefinished particleboard and medium density fiberboard (MDF) made from purchased materials.....	09	220141	12/02	287.111	288.695	284.975	270.077	260.163
Hardboard products.....	09	2202	06/84	240.123	240.123	242.262	242.142	240.242
Hardboard products.....	09	220206	12/11	183.054	183.054	184.685	184.594	183.145
Publications, printed matter and printing material.....	09	4	06/09	141.876	142.166	142.728	142.427	142.384
Books printing.....	09	44	12/83	273.523	276.776	279.313	281.451	280.724
Books printing.....	09	4401	12/83	273.523	276.776	279.313	281.451	280.724
Books printing.....	09	440114	06/05	174.059	176.129	177.743	179.104	178.641
Textbook printing and binding.....	09	4401141	12/11	162.778	162.778	162.579	162.579	161.046
Technical, scientific, & professional book printing & binding.....	09	4401143	12/11	151.299	151.299	151.300	151.573	150.995
Religious book printing and binding.....	09	4401145	12/11	164.864	164.864	165.137	166.080	165.454
General book (trade, etc.) printing and binding.....	09	4401147	12/11	206.613	213.031	217.831	221.698	221.698
Other book and pamphlet printing and binding.....	09	440114E	12/11	118.037	118.037	118.337	118.337	118.283
Manifold business forms printing.....	09	45	12/83	422.097	422.097	422.097	422.097	422.097
Manifold business forms printing.....	09	4501	12/83	422.097	422.097	422.097	422.097	422.097
Manifold business forms printing, excluding checkbooks.....	09	450105	09/18	114.289	114.289	114.289	114.289	114.289
Commercial printing.....	09	47	06/82	230.558	230.843	231.753	231.082	231.050
Magazine and periodical printing.....	09	4701	06/82	172.757	172.757	172.929	171.352	171.352
Magazine and periodical printing (lithographic).....	09	470102	06/82	183.848	183.848	184.031	182.353	182.353
Label and wrapper printing for packaging.....	09	4702	06/82	256.177	256.186	261.075	259.595	259.140
Label and wrapper printing (lithographic).....	09	470202	06/82	179.795	179.795	179.928	176.001	176.001
Label and wrapper printing (flexographic).....	09	470205	12/08	158.470	158.478	163.103	163.103	163.103
Catalog and directory printing.....	09	4703	06/82	160.533	160.533	160.552	159.048	159.048
Catalog and directory printing (lithographic).....	09	470302	06/82	174.746	174.746	174.766	173.129	173.129
Advertising printing.....	09	4705	06/82	187.895	187.651	187.686	187.064	187.211
Advertising printing (lithographic).....	09	470506	06/82	184.271	184.271	184.305	183.860	184.007
Other general job printing.....	09	4706	06/82	297.101	298.300	298.349	298.519	298.530
Quick printing.....	09	470604	12/08	121.798	125.788	125.788	125.788	125.788
Other commercial and general job printing.....	09	470609	06/82	299.487	299.488	299.545	299.742	299.756
Other commercial and general job printing (lithographic).....	09	4706091	06/09	135.574	135.574	135.602	135.699	135.706
All other commercial and general job printing.....	09	4706094	09/18	128.850	128.850	128.850	128.850	128.850
Other commercial printing, incl. screen, engraving, digital, & general job exc. labels/wrappers.....	09	4711	12/88	198.826	199.319	199.585	199.266	199.294
Commercial screen printing, excluding on garments, apparel accessories, & other fabric articles.....	09	471101	06/82	182.882	182.882	183.293	183.293	183.293
Screen printing (excluding on textiles, apparel, apparel accessories, and labels).....	09	4711012	06/09	130.195	130.195	130.488	130.488	130.488
Other commercial and general job screen printing.....	09	47110123	06/10	129.548	129.548	130.382	130.382	130.382
Digital printing.....	09	471103	12/88	151.479	151.970	152.180	151.863	151.890
Blankbooks, binders, and bookbinding work.....	09	48	06/85	338.078	340.470	340.400	339.886	339.688
Tradebinding and related work.....	09	4802	12/85	215.167	217.649	217.576	217.044	216.838
Miscellaneous binding and postpress work, incl collating, perforating, folding, gluing, etc.....	09	480203	12/11	134.892	135.953	135.806	135.402	135.402
Softcover, pamphlet, sample book, and other binding of books and materials printed elsewhere.....	09	480204	12/11	141.109	144.156	144.162	143.800	143.177
Services for the printing trade.....	09	49	06/85	112.772	112.772	112.772	112.772	112.772
Prepress services, including platemaking.....	09	4905	12/03	100.601	100.601	100.601	100.601	100.601
Prepress services, excl platemaking (incl film, assembled flats, color sep., typesetting, etc.).....	09	490501	12/03	98.838	98.838	98.838	98.838	98.838
Printing plates and cylinders, prepared for printing (excl blank plates and blank cylinders).....	09	490502	12/03	107.956	107.956	107.956	107.956	107.956
Metals and metal products.....	10	-		309.964	311.937	315.070	316.979	318.136
Iron and steel.....	10	1		323.534	332.607	342.102	347.766	353.507
Iron ores.....	10	11		216.837	219.106	217.959	215.192	191.225
Iron ores.....	10	1105	12/97	227.868	230.251	229.046	226.139	200.952
Iron ores.....	10	110555	12/97	227.868	230.251	229.046	226.139	200.952
Iron and steel scrap.....	10	12		570.520	606.082	678.253	652.775	602.014
Carbon steel scrap.....	10	1211	12/86	522.036	555.393	631.884	608.632	557.722
Heavy melting scrap.....	10	121191	06/96	299.098	329.227	355.707	332.848	296.354
Carbon steel scrap bundles.....	10	121192	06/96	269.024	291.349	348.557	354.337	341.589
Shredded carbon steel scrap.....	10	121193	06/96	253.425	272.353	312.031	302.580	282.364
Cut plate and structural scrap.....	10	121194	06/96	296.542	315.443	343.878	332.926	304.591
Other carbon steel scrap.....	10	121195	06/96	249.242	210.277	279.196	253.959	199.922
Stainless and other alloy steel scrap.....	10	1212	12/86	485.742	506.685	463.253	459.028	456.831
Stainless and other alloy steel scrap.....	10	121208	06/96	314.707	328.276	300.136	297.399	295.975

See footnotes at end of table.

Table 9. Producer price indexes for commodity and service groupings and individual items, not seasonally adjusted — Continued
 [May 2023, Index base 1982=100, unless otherwise indicated]

Title	Commodity code		Other index base	Unadjusted index ¹				
	Group code	Item code		Jan. 2023	Feb. 2023 ^P	Mar. 2023 ^P	Apr. 2023 ^P	May 2023 ^P
Cast iron scrap.....	10	1213	12/86	325.537	350.504	361.341	332.604	308.251
Cast iron scrap.....	10	121308	06/96	253.440	272.878	281.315	258.942	239.983
Other ferrous scrap.....	10	1215	06/06	121.474	125.821	148.847	135.533	—
Other ferrous scrap.....	10	121501	06/06	121.474	125.821	148.847	135.533	—
Foundry and forge shop products.....	10	15		277.979	279.753	279.901	282.565	282.050
Pressure and soil pipe & fittings, cast iron.....	10	1502		584.616	587.367	588.930	591.049	590.734
Pressure pipe & fittings, cast iron.....	10	15021	12/11	140.517	141.611	142.233	143.076	142.951
Pressure pipe & fittings, ductile iron.....	10	150211		416.587	419.650	421.016	423.385	423.385
Other gray and ductile iron castings.....	10	1504		266.313	268.175	268.733	270.838	270.726
Ductile iron castings (excluding pressure pipe & fittings).....	10	150413	12/03	192.098	193.133	193.199	194.299	194.761
Ductile iron castings for automotive uses.....	10	1504131	06/12	110.938	112.470	112.259	112.422	112.601
Ductile iron castings for all other uses.....	10	1504132	06/12	140.977	141.048	141.279	142.435	142.838
Gray iron castings (excluding soil & pressure pipe & fittings).....	10	150419	12/11	136.167	137.448	137.943	139.461	138.847
Steel investment castings.....	10	1506		318.596	320.191	320.191	320.344	320.344
Steel investment castings.....	10	150624	12/03	181.864	182.775	182.775	182.862	182.862
Carbon steel castings, except investment.....	10	1507		285.343	286.533	286.547	290.296	290.296
Carbon steel castings, except investment.....	10	150701	12/03	193.138	193.944	193.954	196.491	196.491
High alloy steel castings, excluding investment.....	10	1508		395.336	395.791	395.791	395.791	395.791
High alloy steel castings, excluding investment.....	10	150801	12/03	290.407	290.742	290.742	290.742	290.742
Other alloy steel castings, except investment.....	10	1509		265.730	265.817	266.016	268.425	268.932
Other alloy steel castings, except investment.....	10	150901	12/03	190.351	190.414	190.556	192.282	192.645
Other forge shop products.....	10	1513	06/82	203.831	205.760	205.583	209.587	208.440
Closed die forgings, ferrous.....	10	151359	06/98	148.422	149.367	149.868	153.783	152.771
Hot impression die impact, press and upset steel forgings.....	10	15135912	12/17	121.009	121.858	122.307	125.819	124.911
Hot impression die impact, press, and upset carbon steel forgings.....	10	151359121	12/17	110.781	111.577	111.568	—	—
Hot impression die impact, press, & upset alloy steel forgings, except stainless and high temp.....	10	151359122	12/17	126.615	127.640	128.679	130.766	128.141
Steel mill products.....	10	17		308.022	315.255	318.190	329.622	346.605
Semifinished steel mill products.....	10	1702	06/82	437.580	442.266	446.427	456.380	450.450
Hot rolled steel bars, plates, and structural shapes.....	10	1704	06/82	294.106	296.018	294.133	298.299	306.239
Hot rolled steel bars, plates, & structural shapes, alloy.....	10	170406	12/10	—	137.669	140.527	147.470	147.437
Hot rolled steel bars, plates, and structural shapes, carbon.....	10	170410	12/17	169.977	170.918	169.344	171.539	176.559
Steel wire.....	10	1705	06/82	414.314	410.908	411.520	417.201	417.646
Steel wire, carbon.....	10	170501	12/03	371.407	365.377	363.381	365.428	367.319
Steel wire, stainless steel.....	10	170502	12/10	195.105	195.105	195.105	195.105	195.105
Steel pipe and tube.....	10	1706	06/82	449.449	428.384	427.745	425.193	427.375
Steel pipe and tube, carbon.....	10	170652	12/17	188.892	180.050	180.602	180.222	184.117
Steel pipe and tube, stainless steel.....	10	170674	12/10	155.922	155.784	154.371	153.385	148.824
Cold rolled steel sheet and strip.....	10	1707	06/82	319.632	329.742	339.953	377.689	396.966
Cold rolled steel sheet and strip.....	10	170710	06/82	319.632	329.742	339.953	377.689	396.966
Cold finished steel bars and bar shapes.....	10	1708	06/82	289.358	293.162	293.904	280.076	285.253
Cold finished steel bars and bar shapes.....	10	170810	12/17	151.044	153.030	153.417	146.199	148.901
Electrometallurgical ferroalloy products.....	10	1712	12/17	153.913	145.157	145.156	146.732	145.878
Electrometallurgical ferroalloy products.....	10	171201	12/17	153.913	145.157	145.156	146.732	145.878
Nonferrous metals.....	10	2		339.605	335.683	334.985	334.613	333.322
Nonferrous metal ores.....	10	21	12/83	566.936	538.419	559.733	563.295	555.650
Other metal ores.....	10	2112	12/03	2,382.666	2,415.224	2,699.193	2,774.482	—
Other metal ores.....	10	211201	12/03	2,382.666	2,415.224	2,699.193	2,774.482	—
Primary nonferrous metals.....	10	22		245.834	249.419	236.448	238.684	249.182
Primary nonferrous metals.....	10	2201		251.897	255.570	242.279	244.570	255.327
Copper cathode and refined copper.....	10	220131	12/96	241.997	240.593	240.593	—	—
Other nonferrous metals, unalloyed.....	10	220181	06/88	367.011	378.815	347.287	353.854	371.566
Nonferrous scrap.....	10	23		482.564	470.278	460.253	459.590	459.966
Copper base scrap.....	10	2301		617.438	622.791	624.212	622.432	598.975
No. 1 copper scrap, including wire.....	10	230101	12/86	514.965	517.696	518.611	511.708	495.118
No. 2 copper scrap, including wire.....	10	230102	12/86	843.457	842.240	845.301	849.694	814.389
Yellow brass scrap.....	10	230103	12/86	660.140	680.726	682.506	696.301	662.177
Other copper and brass scrap.....	10	230104	12/86	675.583	—	—	—	—
Aluminum base scrap.....	10	2302		254.688	256.530	248.700	247.480	242.466
Used beverage can scrap.....	10	230205	12/86	203.483	221.531	221.299	212.334	201.996
Other old aluminum base scrap.....	10	230206	12/86	186.002	190.378	—	191.887	—
Other nonferrous scrap (including lead, zinc and precious metals).....	10	2303		535.331	489.423	471.818	473.452	502.560
Other nonferrous scrap (including lead, zinc and precious metals).....	10	230309	06/06	228.946	209.312	201.783	202.482	214.931
Secondary nonferrous metals.....	10	24		327.926	329.849	330.920	329.594	327.665
Secondary aluminum.....	10	2402		290.443	296.380	295.895	289.348	287.445
Secondary aluminum.....	10	240229	06/97	180.755	184.450	184.148	180.073	178.889

See footnotes at end of table.

Table 9. Producer price indexes for commodity and service groupings and individual items, not seasonally adjusted — Continued
 [May 2023, Index base 1982=100, unless otherwise indicated]

Title	Commodity code		Other index base	Unadjusted index ¹				
	Group code	Item code		Jan. 2023	Feb. 2023 ^P	Mar. 2023 ^P	Apr. 2023 ^P	May 2023 ^P
Secondary copper, alloyed and unalloyed.....	10	2403		684.175	692.433	691.971	706.128	708.975
Secondary copper, alloyed and unalloyed.....	10	240339	06/97	448.320	453.731	453.428	462.705	464.570
Secondary precious metals.....	10	2406		385.683	378.505	390.119	409.676	412.945
Secondary precious metals.....	10	240669	06/97	457.316	448.805	462.576	485.766	489.642
All other miscellaneous secondary nonferrous metals, including lead and zinc.....	10	2408	06/11	107.879	106.784	105.606	102.684	99.961
All other miscellaneous secondary nonferrous metals, including lead and zinc.....	10	240801	06/11	107.879	106.784	105.606	102.684	99.961
Nonferrous mill shapes.....	10	25		272.585	277.106	276.810	274.329	272.824
Aluminum mill shapes.....	10	2501		236.333	240.365	239.623	236.206	236.219
Aluminum sheet and strip.....	10	250105	12/03	146.119	146.661	145.664	143.733	143.647
Extruded aluminum rod, bar, and other extruded shapes.....	10	250162	12/04	163.458	169.191	168.568	165.168	165.275
Aluminum extruded and drawn pipe and tube.....	10	250163	12/04	121.707	127.203	125.834	122.038	122.155
Copper and brass mill shapes.....	10	2502		589.239	600.962	601.606	596.157	583.797
Copper and copper alloy sheet, strip and plate.....	10	250237	12/03	305.375	311.345	307.098	306.323	302.214
Copper and copper alloy rod, bar and shapes.....	10	250238	12/03	354.097	358.743	358.743	355.377	346.370
Copper and copper alloy pipe and tube.....	10	250239	06/04	358.999	371.905	378.050	372.782	366.548
Nickel and nickel-base alloy mill shapes.....	10	2504		225.192	228.732	229.346	237.847	232.647
Nickel and nickel-base alloy mill shapes.....	10	250466	12/03	163.627	166.199	166.645	172.822	169.043
Titanium and titanium-base alloy mill shapes.....	10	2505		205.122	205.122	208.055	208.974	207.116
Titanium and titanium-base alloy mill shapes.....	10	250505	12/03	182.465	182.465	185.074	185.891	184.238
Other nonferrous mill shapes.....	10	2519		256.862	260.068	257.745	257.817	265.653
All other nonferrous metal mill shapes, except precious metal.....	10	251935	12/03	236.339	241.596	238.761	236.065	246.218
Nonferrous wire and cable.....	10	26		374.505	364.385	361.336	360.897	354.843
Nonferrous wire and cable.....	10	2603	12/82	384.147	373.767	370.639	370.189	363.979
Electronic wire and cable.....	10	260301	12/82	324.796	330.114	329.533	330.018	329.443
Copper wire and cable.....	10	260314	12/86	399.429	408.903	404.161	401.438	388.467
Power wire and cable.....	10	260332	06/04	395.243	408.811	406.404	409.494	408.076
Fiber optic cable.....	10	260333	12/88	69.626	69.626	69.626	69.626	71.564
Other wire and cable.....	10	260398	06/04	210.617	212.692	213.918	213.836	216.572
Nonferrous forge shop products.....	10	27	12/83	202.296	208.767	208.762	209.359	211.942
Nonferrous forge shop products.....	10	2701	12/83	202.296	208.767	208.762	209.359	211.942
Nonferrous forge shop products.....	10	270111	12/83	203.258	209.760	209.755	210.354	212.950
Hot impression die, impact, press and upset aluminum and other nonferrous forgings.....	10	2701111	12/07	119.885	124.133	124.130	124.521	126.217
Hot impression die, impact, press and upset aluminum and aluminum alloy forgings.....	10	27011111	12/07	130.484	130.744	130.738	131.516	131.514
Hot impression die, impact, press and upset titanium and titanium alloy forgings.....	10	27011112	12/07	106.323	115.035	115.035	115.035	118.836
Other nonferrous hot impression die impact, press, and upset forgings.....	10	27011113	12/07	125.432	129.538	129.538	129.538	129.538
Nonferrous foundry shop products.....	10	28		272.370	274.575	273.971	274.728	274.706
Aluminum castings.....	10	2802		232.010	233.260	232.513	233.041	233.199
Aluminum die-castings.....	10	280207	06/83	196.816	198.377	196.581	197.566	197.041
Aluminum castings, excluding die-castings.....	10	280208	05/18	131.246	131.370	132.301	131.974	132.830
Castings, nonferrous (except aluminum).....	10	2807	12/11	137.562	139.443	139.422	139.945	139.719
Castings, nonferrous (except aluminum).....	10	280701	12/11	137.562	139.443	139.422	139.945	139.719
Nonferrous die-castings (except aluminum).....	10	2807011	12/11	139.018	139.098	139.039	138.476	137.828
Copper base castings (excluding die-castings).....	10	2807013	12/11	134.195	135.398	135.397	134.994	135.021
Metal containers.....	10	3		232.189	231.385	230.657	231.135	231.769
Metal cans and can components.....	10	31		209.252	209.252	208.520	209.013	209.013
Steel cans and tinware end products.....	10	3102		327.055	327.055	324.200	324.200	324.200
Steel cans and tinware end products.....	10	310231	12/01	256.375	256.375	254.136	254.136	254.136
Aluminum cans and can components.....	10	3103		148.480	148.480	148.480	149.062	—
Aluminum cans and can components.....	10	310331	12/01	175.171	175.171	175.171	175.859	—
Barrels, drums, pails and other metal containers.....	10	32		447.804	439.409	438.716	439.052	445.672
Barrels, drums, pails and other metal containers.....	10	3201		447.804	439.409	438.716	439.052	445.672
Steel shipping barrels and drums (excl. beer barrels) (more than 12-gallon capacity).....	10	320106	12/11	165.874	158.323	158.323	158.785	166.871
All other metal containers.....	10	320107	12/11	185.018	185.018	184.436	184.436	184.436
Hardware.....	10	4		285.189	285.549	286.034	286.158	286.174
Hardware, n.e.c.....	10	41		290.278	288.646	289.270	288.003	287.885
Builders' hardware.....	10	4101		341.525	336.011	336.129	336.476	336.476
Builders' hardware (lock units, key blanks, door & window hardware, cabinet hardware, etc.).....	10	410104	06/07	172.108	169.329	169.389	169.563	169.563
Transportation equipment hardware.....	10	4103		201.714	203.235	204.699	203.002	203.002
Motor vehicle hardware.....	10	410311	06/85	169.478	169.478	169.530	169.768	169.768

See footnotes at end of table.

Table 9. Producer price indexes for commodity and service groupings and individual items, not seasonally adjusted — Continued
 [May 2023, Index base 1982=100, unless otherwise indicated]

Title	Commodity code		Other index base	Unadjusted index ¹				
	Group code	Item code		Jan. 2023	Feb. 2023 ^P	Mar. 2023 ^P	Apr. 2023 ^P	May 2023 ^P
Other transportation equipment hardware, incl. marine & aircraft (excl. motor vehicle hardware).....	10	410341	06/85	—	—	—	609.551	609.551
Furniture hardware.....	10	4104		326.361	325.834	324.147	323.384	321.967
Furniture hardware.....	10	410411	06/85	291.562	291.091	289.584	288.903	287.636
Other miscellaneous hardware.....	10	4105	06/85	466.472	469.943	469.878	459.836	459.041
Other miscellaneous hardware.....	10	410502	12/03	330.040	332.495	332.449	325.344	324.782
Hand and edge tools.....	10	42		283.625	288.147	288.356	291.384	291.679
Hand and edge tools.....	10	4201		283.625	288.147	288.356	291.384	291.679
Mechanics hand service tools.....	10	420135	06/06	143.951	144.367	144.852	145.240	145.921
Edge tools, hand operated.....	10	420145	06/06	165.473	168.144	168.144	176.311	176.311
All other misc handtools, including cutting dies, machine & power-driven (except metal cutting).....	10	420155	06/06	145.283	149.382	149.382	150.147	150.147
Plumbing fixtures and fittings.....	10	5		334.354	334.093	335.139	333.541	335.475
Plumbing fixture fittings and trim.....	10	54		394.728	394.728	394.728	394.728	395.136
Plumbing fixtures, fittings, and trim.....	10	5402		394.563	394.563	394.563	394.563	394.971
Lavatory and sink fittings.....	10	540218	06/98	203.488	203.488	203.488	203.488	204.550
Miscellaneous plumbing fixtures, fittings, and trim.....	10	540223	06/83	397.862	397.862	397.862	397.862	397.862
Enameled iron & metal sanitary ware.....	10	56	12/86	284.862	283.122	290.084	279.447	290.568
Enameled iron and metal sanitary ware.....	10	5601	12/86	284.862	283.122	290.084	279.447	290.568
Enameled iron and metal sanitary ware.....	10	560102	12/03	203.285	202.043	207.011	199.420	207.356
Heating equipment.....	10	6		384.148	383.771	387.943	388.965	387.444
Steam and hot water equipment.....	10	61		407.684	407.684	419.637	419.637	419.637
Steam and hot water equipment.....	10	6101		407.684	407.684	419.637	419.637	419.637
Cast iron heating boilers, radiators and convectors.....	10	610106	06/99	279.201	279.201	289.688	289.688	289.688
Furnaces and heaters, including parts.....	10	62		296.904	294.228	298.809	300.259	297.321
Furnaces and heaters, including parts.....	10	6201		296.904	294.228	298.809	300.259	297.321
Furnaces and heaters, including parts.....	10	620146	12/03	196.252	194.482	197.510	198.469	196.527
Warm air furnaces, including parts.....	10	6201461	12/09	172.811	170.633	174.361	175.541	173.150
Warm air furnaces.....	10	62014611	12/09	168.322	167.404	171.212	172.417	169.975
Floor and wall furnaces, unit heaters, infrared heaters, & mechanical stokers, including parts.....	10	6201462	12/09	153.556	153.556	153.556	153.556	153.556
Other heating equipment, non-electric, including parts.....	10	63		361.006	364.004	367.365	368.621	368.504
Other heating equipment, non-electric, including parts.....	10	6301		361.006	364.004	367.365	368.621	368.504
Other heating equipment, non-electric, including parts.....	10	630161	06/99	224.085	225.946	228.032	228.812	228.739
Domestic heating stoves.....	10	64		274.628	276.239	276.239	276.239	276.239
Domestic heating stoves.....	10	6401		274.628	276.239	276.239	276.239	276.239
Domestic heating stoves.....	10	640141	06/99	216.247	217.515	217.515	217.515	217.515
Domestic water heaters.....	10	66		569.385	570.609	570.609	570.609	570.609
Domestic water heaters.....	10	6601		569.385	570.609	570.609	570.609	570.609
Household water heaters, electric, for permanent installation.....	10	660101		563.918	564.318	564.318	564.318	564.318
Household water heaters, except electric.....	10	660114	12/00	346.657	347.672	347.672	347.672	347.672
Fabricated structural metal products.....	10	7		362.054	361.888	365.541	367.340	366.178
Metal doors, sash, and trim.....	10	71		426.081	429.108	429.205	431.447	431.441
Metal doors and frames (except storm).....	10	7102	06/83	402.399	404.021	404.040	407.210	407.203
Metal doors and frames (except storm).....	10	710209	06/07	208.754	209.596	209.606	211.250	211.247
Metal windows (except storm sash).....	10	7103	06/83	405.726	405.741	406.220	406.220	406.220
Metal windows (except storm sash).....	10	710313	06/97	276.993	277.004	277.331	277.331	277.331
Metal molding and trim and store fronts.....	10	7104	06/83	1,057.012	1,057.012	1,057.012	1,057.012	1,056.979
Metal molding and trim and store fronts.....	10	710413	06/83	1,057.012	1,057.012	1,057.012	1,057.012	1,056.979
Metal combination screen, storm sash, and storm doors.....	10	7105	06/83	232.272	259.936	259.936	259.937	259.937
Metal combination screen, storm sash, and storm doors.....	10	710515	06/83	232.272	259.936	259.936	259.937	259.937
Metal window and door screens (except combination screens) and metal weather strip.....	10	7107	05/16	154.147	154.147	154.147	154.147	154.147
Metal window and door screens (except combination screens) and metal weather strip.....	10	710717	05/16	154.147	154.147	154.147	154.147	154.147
Metal tanks.....	10	72		320.468	320.471	320.645	324.290	324.135
Metal tanks.....	10	7201		320.468	320.471	320.645	324.290	324.135
Metal tanks, heavy gauge, including field-erected.....	10	720123		320.468	320.471	320.645	324.290	324.135
Sheet metal products.....	10	73		315.373	313.472	314.152	316.677	314.471
Sheet metal products.....	10	7301		315.373	313.472	314.152	316.677	314.471
Sheet metal air-conditioning ducts and stove pipe.....	10	730120	12/03	292.877	292.877	292.230	292.230	292.230
Sheet metal roofing and roof drainage equipment.....	10	730170	12/03	241.646	240.032	243.345	242.810	243.695
Sheet metal electronic enclosures.....	10	7301C	06/11	140.475	140.415	140.599	148.988	143.689
Steel sheet metal computer & peripheral equipment enclosures.....	10	7301C1	06/11	122.578	122.612	122.788	140.379	129.312
Aluminum sheet metal computer & peripheral equipment enclosures.....	10	7301C2	06/11	167.729	167.729	167.732	167.718	167.718

See footnotes at end of table.

Table 9. Producer price indexes for commodity and service groupings and individual items, not seasonally adjusted — Continued
 [May 2023, Index base 1982=100, unless otherwise indicated]

Title	Commodity code		Other index base	Unadjusted index ¹				
	Group code	Item code		Jan. 2023	Feb. 2023 ^P	Mar. 2023 ^P	Apr. 2023 ^P	May 2023 ^P
Other sheet metal electronic enclosures (excl. computers).....	10	7301C3	06/11	139.382	139.210	139.433	139.372	139.365
Other sheet metal work.....	10	7301G	06/11	137.087	137.135	137.145	137.134	137.344
Aluminum and other sheet metal work.....	10	7301G3	06/11	130.039	130.120	130.136	130.118	130.472
Structural, architectural, and pre-engineered metal products.....	10	74		360.737	360.308	365.237	366.937	365.653
Fabricated structural metal.....	10	7405		362.180	363.481	368.694	371.028	368.997
Fabricated structural metal bar joists and concrete reinforcing bars.....	10	74051		354.084	356.217	364.874	365.959	363.415
Fabricated structural iron & steel for industrial bldgs metal bar joists, short span.....	10	740510	06/11	164.775	165.974	168.294	168.294	167.986
Fabricated structural iron & steel for commercial, residential, institutional, & public bldgs.....	10	740514	06/11	207.090	208.273	213.876	214.670	212.905
Other fabricated structural metal, including for bridges.....	10	74055	06/82	364.888	365.476	367.739	371.095	369.518
Fabricated structural metal for bridges.....	10	740553	12/07	174.104	162.322	159.685	170.631	162.357
Other fabricated structural iron and steel, aluminum, and other metals.....	10	740554	12/07	170.964	172.425	173.850	174.504	174.504
Custom roll form products.....	10	7407		232.126	223.398	223.605	223.683	223.633
Custom roll form products.....	10	740775	06/90	219.152	210.912	211.107	211.181	211.134
Ornamental and architectural metal work.....	10	7408		521.825	521.744	522.134	522.056	522.698
Iron, steel, and aluminum stairs, staircases and fire escapes.....	10	740803	12/83	575.375	575.107	577.432	579.945	581.894
Steel and aluminum fences, gates (not wire), and railings and window guards.....	10	740813	12/97	293.779	293.776	291.382	292.020	292.020
Other architectural and ornamental metal work.....	10	74082	12/97	300.921	300.921	301.353	301.353	301.353
Other aluminum and metal architectural and ornamental work.....	10	740821	12/08	207.995	207.995	208.333	208.333	208.333
Other iron and steel architectural and ornamental work.....	10	740822	12/08	188.087	188.087	-	-	-
Metal stalls and corrals.....	10	740824	05/17	144.775	144.775	144.775	-	-
Fabricated metal pipe, tube, and fittings.....	10	7411	12/11	137.238	138.822	145.857	146.977	146.521
Fabricated metal pipe, tube, and fittings.....	10	741151	12/11	137.238	138.822	145.857	146.977	146.521
Heat exchangers and steam condensers.....	10	75		417.931	417.931	418.344	418.344	418.344
Heat exchangers and steam condensers.....	10	7501		417.593	417.593	418.007	418.007	418.007
Heat exchangers and steam condensers (except for nuclear applications).....	10	750103		421.504	421.504	421.448	421.448	421.448
Steel power boilers, parts and attachments (excl. nuclear applications).....	10	750106	05/22	101.374	-	101.999	-	-
Fabricated steel plate.....	10	76		331.398	331.398	330.753	330.753	330.753
Fabricated steel plate.....	10	7601		331.398	331.398	330.753	330.753	330.753
Fabricated steel plate.....	10	760102	12/01	226.214	226.214	225.774	225.774	225.774
Prefabricated metal buildings.....	10	79		511.896	515.068	540.191	540.593	538.940
Prefabricated metal building systems (excl. farm service bldgs, residential bldgs, and parts).....	10	7901		534.015	537.977	575.622	578.777	578.777
Prefabricated metal building systems (excl. farm service bldgs, residential bldgs, and parts).....	10	790101	12/97	387.954	390.832	418.181	420.473	420.473
Industrial & commercial prefab metal building systems (excl farm svc bldgs, residential, parts).....	10	7901012	12/07	255.474	257.656	288.294	-	-
Farm service buildings and other prefabricated and portable buildings, steel and aluminum.....	10	7902		468.433	472.789	473.628	470.344	470.344
Farm service buildings and other prefabricated and portable buildings, steel and aluminum.....	10	790201	12/97	318.047	321.005	321.574	319.344	319.344
Panels, parts, and sections for prefabricated buildings, steel and aluminum.....	10	7903		397.270	396.371	395.238	389.298	381.016
Panels, parts, and sections for prefabricated buildings, steel and aluminum.....	10	790354		397.270	396.371	395.238	389.298	381.016
Miscellaneous metal products.....	10	8		223.228	224.889	224.758	225.080	225.224
Bolts, nuts, screws, rivets, and washers.....	10	81		296.108	300.933	302.161	303.682	304.701
Externally threaded fasteners, except aircraft types.....	10	8102	06/82	259.526	263.345	265.991	268.257	269.834
Hex bolts, including heavy, tap-and-joint.....	10	810206	06/82	203.708	203.700	202.193	201.595	206.360
Cap, set, machine, lag, flange, and self-locking screws, except aircraft types.....	10	810231		326.410	331.910	332.198	335.149	335.734
Other metal bolts, incl. square, round, plow, high-strength structural, and bent.....	10	810262	12/99	266.085	277.475	293.665	301.760	314.374
Other externally threaded metal fasteners, including studs, except aircraft types.....	10	810263	12/99	183.607	184.755	186.279	186.999	185.304
Internally threaded fasteners, except aircraft types.....	10	8103	06/82	152.356	152.402	151.498	153.212	153.332
Internally threaded fasteners, except aircraft types.....	10	810312	06/82	152.356	152.402	151.498	153.212	153.332
Nonthreaded metal fasteners, except aircraft types.....	10	8104	06/82	270.453	268.013	267.904	268.034	269.704
Nonthreaded metal fasteners, except aircraft types.....	10	810424	06/82	270.453	268.013	267.904	268.034	269.704
Aircraft fasteners, except plastics (including aerospace).....	10	8105	06/82	562.263	582.966	582.966	582.966	582.966
Aircraft fasteners, except plastics (including aerospace).....	10	810536	06/82	562.263	582.966	582.966	582.966	582.966
Formed products, except fasteners, made by cold-, warm-, or hot-heading processes.....	10	8106	06/82	253.009	253.009	253.009	253.009	253.009
Formed products, except fasteners, made by cold-, warm-, or hot-heading processes.....	10	810648	06/82	253.009	253.009	253.009	253.009	253.009
Lighting fixtures.....	10	83		218.062	218.333	221.622	221.617	222.853
Residential electric lighting fixtures, except portable.....	10	8302		255.057	255.649	255.653	255.976	255.976

See footnotes at end of table.

Table 9. Producer price indexes for commodity and service groupings and individual items, not seasonally adjusted — Continued
 [May 2023, Index base 1982=100, unless otherwise indicated]

Title	Commodity code		Other index base	Unadjusted index ¹				
	Group code	Item code		Jan. 2023	Feb. 2023 ^P	Mar. 2023 ^P	Apr. 2023 ^P	May 2023 ^P
Residential electric lighting fixtures, except portable.....	10	830225	06/98	176.837	177.248	177.251	177.475	177.475
Commercial, institutional and industrial electric lighting fixtures.....	10	8303		239.826	240.290	241.506	241.435	243.939
Commercial and institutional electric lighting fixtures, including parts and accessories.....	10	830302	12/04	159.478	159.845	160.421	160.365	162.346
Industrial electric lighting fixtures, including parts and accessories.....	10	830304	12/04	190.243	190.243	192.670	192.670	192.670
Other lighting equipment.....	10	8305		200.032	200.032	206.617	206.636	206.636
Outdoor lighting equipment (including parts and accessories).....	10	830522	06/85	205.355	205.355	205.355	205.355	205.355
All other miscellaneous electric and nonelectric lighting equipment, incl parts and accessories.....	10	830524	06/85	125.854	125.854	133.052	133.073	133.073
Ammunition, except for small arms.....	10	85	12/85	239.712	239.712	242.337	242.337	243.360
Ammunition, except for small arms.....	10	8501	12/85	239.712	239.712	242.337	242.337	243.360
Ammunition, except for small arms.....	10	850101	12/85	239.712	239.712	242.337	242.337	243.360
Ordnance and ordnance accessories, n.e.c.....	10	86	12/85	224.803	224.803	224.803	224.803	224.803
Ordnance and ordnance accessories, n.e.c.....	10	8601	12/85	224.803	224.803	224.803	224.803	224.803
Ordnance and ordnance accessories, n.e.c.....	10	860101	12/85	224.803	224.803	224.803	224.803	224.803
Fabricated ferrous wire products.....	10	88	06/82	360.146	358.520	356.556	356.350	356.364
Ferrous wire rope, cable, forms and strand.....	10	8801	06/82	353.602	354.701	354.973	355.745	354.850
Ferrous wire rope, cable, forms and strand.....	10	880101	06/82	353.602	354.701	354.973	355.745	354.850
Ferrous wire cloth, other woven wire products.....	10	8807	06/82	215.652	218.074	218.074	218.074	218.074
Ferrous wire cloth, other woven wire products.....	10	880701	06/82	215.652	218.074	218.074	218.074	218.074
Other fabricated ferrous wire products.....	10	8809	06/82	350.623	347.604	346.444	345.842	346.198
Steel fencing and fence gates.....	10	880993	06/09	143.630	143.918	143.558	142.489	142.337
Other fabricated ferrous wire products, n.e.c.....	10	880996	12/11	165.311	163.632	163.065	162.920	163.138
Steel nails, staples, tacks, spikes and brads.....	10	8812	06/09	254.619	254.777	239.057	239.167	239.131
Steel nails, staples, tacks, spikes and brads.....	10	881201	06/09	254.619	254.777	239.057	239.167	239.131
Other miscellaneous metal products.....	10	89		204.092	205.842	205.283	205.565	205.496
Wire springs.....	10	8904		349.872	348.175	355.644	355.325	355.258
Precision mechanical wire springs.....	10	890424		265.646	264.904	283.249	282.465	282.300
Precision mechanical extension- and torsion-type wire springs.....	10	8904241	12/09	158.122	157.165	156.567	156.225	156.225
Precision mechanical compression-type springs.....	10	8904242	12/09	149.780	149.709	167.817	167.291	167.132
Other metal products.....	10	8905		185.163	186.686	185.846	186.158	186.086
Automotive job stampings.....	10	890507		129.500	128.988	127.504	127.815	127.822
Precision turned products, automotive.....	10	890521	12/83	155.219	163.070	163.070	163.067	163.067
Precision turned products, except automotive.....	10	890522	12/83	255.106	264.526	264.540	264.675	264.675
Metal powders, paste, and flake.....	10	890564	06/85	228.008	229.665	228.001	230.213	229.914
Powder metallurgy parts, except bearings, gears, etc.....	10	890571	12/91	134.514	135.136	135.320	136.683	—
Other fabricated metal products.....	10	890589	06/85	246.413	244.166	246.316	245.526	245.022
Metal stampings n.e.c.....	10	8907	06/84	243.959	249.385	249.541	249.836	249.836
Metal job stampings, except automotive.....	10	890701		278.449	280.940	281.187	281.553	281.553
Recreational vehicle metal job stamping.....	10	8907011	12/10	145.969	145.969	145.969	145.969	—
Motor and generator metal job stamping.....	10	8907012	12/10	114.222	114.222	118.488	119.056	119.056
Other metal job stampings.....	10	8907013	12/10	142.990	142.832	142.832	143.063	143.063
Metal foil and leaf.....	10	8908	12/84	211.948	211.974	212.103	211.093	211.093
Flexible packaging foil.....	10	890811	12/84	189.056	189.080	189.194	188.294	188.294
Heavy gauge springs.....	10	8909	06/04	293.117	291.107	291.658	292.594	292.338
Cold formed steel springs, except wire.....	10	890913	06/04	387.989	388.096	389.156	390.957	390.464
Machinery and equipment.....	11	—		171.875	172.334	172.968	173.575	173.775
Agricultural machinery and equipment.....	11	1		314.332	313.296	314.183	314.801	315.263
Agricultural machinery and equipment.....	11	14	12/02	196.783	196.134	196.690	197.077	197.366
Commercial turf and grounds care equipment, including parts and attachments.....	11	1401	12/02	159.654	160.118	160.353	161.291	161.413
Commercial turf and grounds care equipment, including parts and attachments.....	11	140111	12/02	159.654	160.118	160.353	161.291	161.413
Farm plows, harrows, rollers, pulverizers, etc., and attachments.....	11	1402	12/02	283.843	283.843	283.843	283.843	283.843
Farm plows, harrows, rollers, pulverizers, etc., and attachments.....	11	140211	12/02	283.843	283.843	283.843	283.843	283.843
Farm dairy equipment, sprayers and dusters, farm blowers, and attachments.....	11	1404	12/02	175.099	175.099	175.099	175.099	175.099
Farm dairy equipment, sprayers and dusters, farm blowers, and attachments.....	11	140411	12/02	175.099	175.099	175.099	175.099	175.099
Planting, seeding, and fertilizing machinery and attachments.....	11	1405	12/02	198.719	200.065	201.411	201.411	201.411
Planting, seeding, and fertilizing machinery and attachments.....	11	140511	12/02	198.719	200.065	201.411	201.411	201.411
Harvesting machinery (except hay and straw) and attachments.....	11	1406	12/82	333.471	333.471	333.471	332.809	332.318
Harvesting machinery (except hay and straw) and attachments.....	11	140611	12/82	333.471	333.471	333.471	332.809	332.318
Haying machinery and attachments.....	11	1407	12/82	312.703	312.703	313.602	317.313	317.280
Haying machinery and attachments.....	11	140711	12/82	312.703	312.703	313.602	317.313	317.280
All other farm machinery and equipment, excluding parts, including attachments.....	11	1408	12/02	237.360	233.132	233.725	234.185	235.057
All other farm machinery and equipment, excluding parts, including attachments.....	11	140811	12/02	237.360	233.132	233.725	234.185	235.057

See footnotes at end of table.

Table 9. Producer price indexes for commodity and service groupings and individual items, not seasonally adjusted — Continued
 [May 2023, Index base 1982=100, unless otherwise indicated]

Title	Commodity code		Other index base	Unadjusted index ¹				
	Group code	Item code		Jan. 2023	Feb. 2023 ^P	Mar. 2023 ^P	Apr. 2023 ^P	May 2023 ^P
Parts for farm machinery, for sale separately.	11	1409	12/02	183.108	185.573	187.310	187.804	188.684
Parts for farm machinery, for sale separately.	11	140911	12/02	183.108	185.573	187.310	187.804	188.684
Construction machinery and equipment.	11	2		293.057	294.047	294.900	295.819	295.997
Tractors and attachments, ex. parts.	11	2A	12/99	189.267	190.656	191.784	191.816	191.991
Construction machinery for mounting (excluding parts, winches, snow clearing attachments).	11	2A03	12/99	189.743	189.743	189.771	189.882	189.882
Construction machinery for mounting (excluding parts, winches, snow clearing attachments).	11	2A0302	12/99	189.743	189.743	189.771	189.882	189.882
Tractor shovel loaders (skid steer, wheel, crawler, and integral design backhoes).	11	2A04		283.253	283.997	283.997	283.997	284.463
Tractor shovel loaders (skid steer, wheel, crawler, and integral design backhoes).	11	2A0406	06/86	270.140	270.849	270.849	270.849	271.294
Construction wheel and crawler tractors, dozers, self-propelled log skidders, etc.	11	2A05	12/03	171.930	175.242	178.540	178.583	178.612
Construction wheel and crawler tractors, dozers, self-propelled log skidders, etc.	11	2A0501	12/03	171.930	175.242	178.540	178.583	178.612
Power cranes, draglines, & shovels (excavators) (incl. surface mining equipment) (excl. parts).	11	2B	12/99	189.450	189.450	189.450	189.945	189.945
Power cranes, draglines, & shovels (excavators) (incl. surface mining equip.) (excluding parts).	11	2B05	12/99	189.450	189.450	189.450	189.945	189.945
Power cranes, draglines, & shovels (excavators) (incl. surface mining equip.) (excluding parts).	11	2B0504	12/99	189.450	189.450	189.450	189.945	189.945
Mixers, pavers, and related equipment (excluding parts).	11	2C		313.413	313.413	313.413	320.411	320.411
Mixers, pavers, and related equipment (excluding parts).	11	2C01		313.413	313.413	313.413	320.411	320.411
Mixers, pavers, and related equipment (excluding parts).	11	2C0109	12/99	225.048	225.048	225.048	230.072	230.072
Off-highway, equipment, ex. parts.	11	2D	12/99	206.690	206.690	206.690	206.793	206.882
Off-highway trucks, haulers, truck-type tractor chassis, trailers, etc. (excluding parts).	11	2D02	12/03	185.306	185.306	185.306	185.499	185.499
Off-highway trucks, haulers, truck-type tractor chassis, trailers, etc. (excluding parts).	11	2D0201	12/03	185.306	185.306	185.306	185.499	185.499
Graders, rollers & compactors, rough-terrain forklifts, scrapers, trenchers, etc. (excl. parts).	11	2D03	12/03	205.986	205.986	205.986	205.986	206.157
Graders, rollers & compactors, rough-terrain forklifts, scrapers, trenchers, etc. (excl. parts).	11	2D0301	12/03	205.986	205.986	205.986	205.986	206.157
Misc. construction machinery and equipment.	11	2J	12/05	176.077	177.036	177.958	177.958	178.083
Winches, aerial work platforms, and automotive wrecker hoists, including parts and attachments.	11	2J01	12/05	183.184	185.385	187.500	187.500	187.786
Winches, aerial work platforms, and automotive wrecker hoists, including parts and attachments.	11	2J0101	12/03	230.741	233.513	236.177	236.177	236.538
Other construction machinery and equipment (excluding parts).	11	2J03	12/03	190.683	190.683	190.683	190.683	190.683
Other construction machinery and equipment (excluding parts).	11	2J0301	12/03	190.683	190.683	190.683	190.683	190.683
Parts for construction machinery and equipment, sold separately.	11	2K	12/99	189.103	189.109	188.999	190.383	190.776
Parts for construction machinery and equipment, sold separately.	11	2K01	12/99	189.103	189.109	188.999	190.383	190.776
Parts for cranes, draglines, and shovels (including surface mining equipment) (sold separately).	11	2K0101	12/11	154.087	154.087	154.984	154.984	154.984
Parts for off-highway wheel tractors and shovel loaders (sold separately).	11	2K0102	12/11	128.629	128.629	123.600	123.600	123.600
Parts for other construction machinery (sold separately).	11	2K0103	12/11	136.475	136.484	136.486	138.410	138.956
Metalworking machinery and equipment.	11	3		235.178	235.799	236.260	237.473	239.069
Power-driven handtools, including parts and attachments.	11	32		223.437	223.437	223.437	223.510	237.745
Power-driven handtools, including parts and attachments.	11	3211	12/04	152.198	152.198	152.198	152.247	161.944
Power-driven handtools, including parts and attachments.	11	321101	12/04	152.198	152.198	152.198	152.247	161.944
Power-driven handtools, pneumatic, hydraulic, and powder-actuated.	11	3211011	06/11	153.308	153.308	153.308	153.310	161.842
Power-driven handtools, electric (except battery powered), including parts.	11	3211014	06/11	142.507	142.507	142.507	142.712	152.669
Welding machines and equipment.	11	33		389.294	389.368	389.368	396.918	396.918
Arc welding machines, components, and accessories, excluding electrodes and stud welding equip.	11	3301		418.267	418.267	418.267	430.852	430.852
Arc welding machines, components, and accessories, excluding electrodes and stud welding equip.	11	330175	12/97	274.807	274.807	274.807	283.076	283.076
Resistance welders, components, accessories, and electrodes.	11	3302		301.810	301.810	301.810	-	-
Resistance welders, components, accessories, and electrodes.	11	330276	12/84	279.692	279.692	279.692	-	-
Gas welding and cutting equipment, parts, attachments, and accessories.	11	3304		267.528	267.669	267.669	268.768	268.768
Gas welding and cutting equipment, parts, attachments, and accessories.	11	330461	06/83	263.129	263.268	263.268	264.349	264.349
Other welding equipment, components, and accessories (excluding arc, resistance, and gas).	11	3306	12/00	155.188	155.485	155.485	156.073	156.073
Other welding equipment, components, and accessories (excluding arc, resistance, and gas).	11	330629	12/00	155.188	155.485	155.485	156.073	156.073
Industrial process furnaces and ovens.	11	34		266.990	267.948	268.759	272.865	276.384

See footnotes at end of table.

Table 9. Producer price indexes for commodity and service groupings and individual items, not seasonally adjusted — Continued
 [May 2023, Index base 1982=100, unless otherwise indicated]

Title	Commodity code		Other index base	Unadjusted index ¹				
	Group code	Item code		Jan. 2023	Feb. 2023 ^P	Mar. 2023 ^P	Apr. 2023 ^P	May 2023 ^P
Industrial process furnaces and ovens, except parts and attachments.	11	3407	12/04	164.499	165.547	165.946	167.879	169.076
Industrial process furnaces and ovens, except parts and attachments. ...	11	340711	12/04	164.499	165.547	165.946	167.879	169.076
Parts and attachments for industrial process furnaces and ovens.	11	3409	06/11	141.550	140.939	141.615	145.253	149.494
Parts and attachments for industrial process furnaces and ovens.	11	340901	06/11	141.550	140.939	141.615	145.253	149.494
Cutting tools and accessories.	11	35		222.571	223.138	223.243	223.230	223.412
Small cutting tools.	11	3501		209.044	209.382	209.472	209.455	209.697
End mills and milling cutters.	11	350144	12/11	120.093	120.603	120.989	120.905	121.011
Threading tools, including blanks, tips and inserts.	11	350145	12/11	119.161	119.161	119.161	119.161	119.161
Carbon and high-speed steel, shank, solid, tipped carbide twist drills. ...	11	350146	12/11	123.190	124.323	124.391	124.391	125.936
Taps, carbide indexable, and throwaway inserts for machine tools.	11	350147	12/11	135.497	135.597	135.597	135.597	135.597
Other cutting tools for machine tools, excluding tips and blanks.	11	350149	12/11	120.215	120.266	120.266	120.266	120.266
Other machine tool attachments and accessories.	11	3505	06/83	264.476	267.381	267.718	267.718	267.718
Other machine tool attachments and accessories.	11	350501	06/83	264.476	267.381	267.718	267.718	267.718
Abrasive products.	11	36		264.352	265.288	268.060	270.446	270.774
Nonmetallic sized grains, powders, and flour abrasives (incl. graded only).	11	3601		190.585	190.585	190.585	190.585	190.585
Nonmetallic sized grains, powders, and flour abrasives (incl. graded only).	11	360105	06/87	245.362	245.362	245.362	245.362	245.362
Nonmetallic abrasive products (including diamond abrasives).	11	3603		251.605	253.686	253.000	253.350	253.228
Nonmetallic abrasive products (including diamond abrasives).	11	360311	06/87	230.325	232.230	231.602	231.922	231.811
Nonmetallic coated abrasive products and buffing wheels, polishing wheels, and laps.	11	3605		314.802	315.310	321.049	322.509	322.785
Nonmetallic coated abrasive products and buffing wheels, polishing wheels, and laps.	11	360505		233.015	233.391	237.639	238.719	238.924
Metal cutting machine tools.	11	37		227.731	230.186	230.486	230.510	231.722
Other metal-cutting machine tools.	11	3720	12/09	123.501	123.501	123.501	123.503	124.375
Other metal-cutting machine tools.	11	372041	12/09	123.501	123.501	123.501	123.503	124.375
Metal machining centers.	11	3721	12/09	125.970	132.026	132.026	132.026	132.026
Metal machining centers.	11	372121	12/09	125.970	132.026	132.026	132.026	132.026
Rebuilt metal-cutting machine tools and parts for metal-cutting machine tools.	11	3753	12/02	158.626	158.626	160.359	160.359	160.359
Rebuilt metal-cutting machine tools and parts for metal-cutting machine tools.	11	375311	12/02	158.626	158.626	160.359	160.359	160.359
Metal forming machine tools.	11	38		268.188	268.393	268.393	268.393	274.167
Metal-forming machine tools (except rebuilt and parts).	11	3826	12/09	134.636	134.636	134.636	134.636	136.727
Metal punching and shearing (power & manual), and bending and forming machines (power only).	11	382611		217.541	217.541	217.541	217.541	217.541
Metalworking presses (except forging and die-stamping presses).	11	382631		274.628	274.628	274.628	274.628	—
Rebuilt metal-forming machine tools and parts for metal-forming machine tools.	11	3852	12/02	154.341	154.690	154.690	154.690	159.824
Rebuilt metal-forming machine tools and parts for metal-forming machine tools.	11	385205	12/02	154.341	154.690	154.690	154.690	159.824
Tools, dies, jigs, fixtures & ind. molds.	11	39		177.511	177.751	177.998	178.442	178.872
Special tools, dies, jigs, and fixtures.	11	3901		196.105	196.527	197.017	197.790	198.552
Special tools, dies, jigs, and fixtures.	11	390135	12/03	128.659	128.936	129.258	129.765	130.265
Jigs and fixtures, including parts.	11	3901351	06/10	135.718	136.258	136.890	137.160	138.155
Metalworking dies and die sets.	11	3901353	06/10	117.239	117.640	118.099	118.099	118.801
Standard punches, industrial prototypes, die parts & other special tooling for dies.	11	3901357	06/10	123.728	123.728	123.728	124.709	124.709
Industrial molds and mold boxes.	11	3903		152.995	153.003	152.942	152.965	152.972
Industrial injection-type molds made of metal for plastics.	11	390312	12/09	125.575	125.575	125.411	125.411	125.411
Other industrial molds and mold boxes.	11	390331	12/09	117.575	117.584	117.593	117.621	117.630
Metalworking machinery n. e. c.	11	3A	06/83	266.286	266.639	266.931	266.932	266.804
Other metalworking machinery.	11	3A02	06/83	320.192	322.014	323.523	323.525	323.525
Other metalworking machinery.	11	3A0201	06/83	320.192	322.014	323.523	323.525	323.525
General purpose machinery and equipment.	11	4		320.067	321.124	323.355	326.676	328.581
Pumps, compressors, and equipment.	11	41		344.899	345.543	346.083	346.211	353.316
Industrial pumps, except hydraulic fluid power pumps.	11	4102		348.775	349.332	349.332	349.332	370.784
Industrial pumps, except hydraulic fluid power pumps.	11	410212	12/97	222.535	222.891	222.891	222.891	236.578
Parts and attachments for air and gas compressors and vacuum pumps.	11	4107	06/84	396.364	399.823	400.957	400.957	402.660
Parts and attachments for air and gas compressors, ex. refrigeration, ice making, & a/c.	11	410701	06/84	396.364	399.823	400.957	400.957	402.660
Domestic water systems.	11	4113	12/03	216.471	216.471	216.471	216.471	216.713
Domestic water systems.	11	411311	12/03	216.471	216.471	216.471	216.471	216.713
Air and gas compressors and vacuum pumps.	11	4115	06/05	223.470	223.833	224.578	224.814	226.087
Air and gas compressors and vacuum pumps.	11	411501	06/05	223.470	223.833	224.578	224.814	226.087
Other pumps, including parts and attachments.	11	4119	12/83	348.515	349.355	349.712	349.837	350.377
Parts and attachments for pumps.	11	411911	12/83	412.009	412.244	413.641	414.130	416.243

See footnotes at end of table.

Table 9. Producer price indexes for commodity and service groupings and individual items, not seasonally adjusted — Continued
 [May 2023, Index base 1982=100, unless otherwise indicated]

Title	Commodity code		Other index base	Unadjusted index ¹				
	Group code	Item code		Jan. 2023	Feb. 2023 ^P	Mar. 2023 ^P	Apr. 2023 ^P	May 2023 ^P
All other pumps, including domestic sump, oil well, and oil field pumps.....	11	411915	12/97	190.663	191.274	191.274	191.274	191.274
Oil-well and oil-field pumps.....	11	4119153	12/09	121.900	121.900	121.900	121.900	121.900
Other pumps, except automotive circulating pumps, and measuring & dispensing pumps.....	11	4119155	12/09	156.968	157.549	157.549	157.549	157.549
Elevators, escalators, and other lifts.....	11	42		202.613	202.572	207.687	210.369	210.369
Elevators and moving stairways.....	11	4201		197.750	197.750	199.100	202.135	202.135
Elevators and moving stairways.....	11	420112	12/03	172.774	172.774	173.953	176.604	176.604
Parts and attachments for elevators and moving stairs (sold separately)...	11	4202		223.634	223.305	255.057	255.037	255.037
Parts and attachments for elevators and moving stairs (sold separately).....	11	420221		223.634	223.305	255.057	255.037	255.037
Fluid power equipment.....	11	43		333.542	335.454	335.617	358.264	358.292
Fluid power pumps and parts.....	11	4301		281.517	288.522	288.522	288.522	288.522
Nonaerospace-type reciprocating fluid power pumps.....	11	430112	12/11	137.089	145.461	145.461	145.461	145.461
Nonaerospace-type fluid power motors.....	11	430115	12/11	149.076	149.453	149.453	149.453	149.453
Parts for fluid power pumps, motors, and hydrostatic transmissions.....	11	430119	12/11	129.106	129.187	129.187	129.187	129.187
Fluid power valves.....	11	4302		347.613	347.613	348.154	350.377	350.711
Fluid power valves.....	11	430201	12/82	339.118	339.118	339.645	341.815	342.146
Nonaerospace type hydraulic directional control valves.....	11	4302013	12/07	165.185	165.185	165.185	165.185	165.185
Nonaerospace type pneumatic directional control valves.....	11	4302015	12/07	164.526	164.526	166.841	166.846	166.846
Aerospace type fluid power valves.....	11	430201A	06/09	151.417	151.417	151.417	151.422	151.422
Fluid power cylinders, actuators, accumulators, cushions, & parts.....	11	4303		311.556	311.999	311.999	314.830	314.830
Non-aerospace hydraulic & all aerospace-type fluid power cylinders.....	11	430312	06/98	217.406	217.851	217.851	218.238	218.238
Non-aerospace pneumatic fluid power cylinders.....	11	430313	06/98	173.788	173.788	173.788	173.788	173.788
Parts for hydraulic & pneumatic cylinders and actuators.....	11	430315	06/98	268.543	268.543	268.543	277.399	277.399
Fluid power hose and tube fittings.....	11	4304		395.988	397.719	397.696	502.137	502.189
Fluid power hose and tube fittings.....	11	430406		395.988	397.719	397.696	502.137	502.189
Nonaerospace type flared (metal) fittings, couplings, and assemblies.....	11	4304062	06/09	144.169	144.276	144.276	144.276	144.276
Parts for fluid power valves.....	11	4305	06/91	237.255	235.143	237.191	237.996	235.945
Parts for fluid power valves.....	11	430501	06/91	237.255	235.143	237.191	237.996	235.945
Industrial material handling equipment.....	11	44		293.057	294.694	294.637	294.624	295.664
Conveying equipment, except parts and accessories.....	11	4402		289.787	289.993	289.446	290.093	290.273
Unit handling conveyors and conveying systems.....	11	440212	06/84	230.299	230.299	229.162	229.761	230.007
Unit handling gravity and trolley conveyors and conveying systems.....	11	4402122	06/09	130.679	130.679	129.622	129.758	129.758
All other unit handling conveyors, including tow, belt, roller, pneumatic, portable, etc.....	11	4402124	06/09	145.223	145.223	145.223	145.955	146.353
Bulk material handling conveyors and conveying systems.....	11	440216	06/84	311.772	312.304	313.043	313.578	313.578
Industrial trucks, trailers, and stackers.....	11	4403		280.340	282.583	282.618	282.728	284.225
Industrial trucks, tractors, mobile straddle carriers & cranes, & automatic stacking machines.....	11	44035	12/11	155.457	156.913	156.938	157.017	158.077
Work trucks with lifting & handling equipment, riding, electric, self-propelled.....	11	440353	06/02	224.462	224.462	224.462	224.882	230.257
Work trucks with lifting & handling equipment, non-riding electric or any non-electric.....	11	440356	06/02	189.102	189.154	189.206	189.248	192.150
Work trucks not fitted with lifting & handling equipment, electric or non-electric.....	11	440357	06/02	208.617	212.291	212.340	212.381	212.394
Bulk powered material moving equipment, dock boards, and metal pallets and skids.....	11	440358	06/02	205.703	205.763	205.763	205.763	205.763
Parts and attachments for industrial trucks and tractors.....	11	440378	12/86	359.540	360.640	360.640	360.629	360.629
Hoists, overhead cranes, and monorail systems.....	11	4404		350.871	356.164	357.392	353.896	356.949
Hoists and parts and attachments for hoists (sold separately).....	11	440481	12/84	329.616	336.606	336.606	335.304	335.304
Overhead traveling cranes and monorail systems, including parts and attachments sold separately.....	11	440485	12/84	331.562	334.150	336.691	331.014	337.334
Parts and accessories for conveyors and conveying systems.....	11	4406	09/18	136.004	136.206	136.293	136.444	136.444
Parts and accessories for unit handling conveyors and conveying systems.....	11	440601	06/84	295.664	295.664	295.664	296.584	296.584
Parts and accessories for bulk material handling conveyors and conveying systems.....	11	440602	06/84	485.273	486.394	486.876	486.876	486.876
Mechanical power transmission equipment.....	11	45		359.098	358.850	358.716	359.373	359.594
Speed changers, drives, gears.....	11	4501		357.985	357.985	357.625	357.723	357.723
Loose gear, pinions and racks.....	11	450108	12/83	258.327	258.327	257.774	257.770	257.770
Speed changers and industrial high speed drives & parts other than loose gearing.....	11	450117	12/03	211.019	211.019	211.019	211.130	211.130
Other power transmission equipment.....	11	4502	12/84	339.896	339.515	339.522	340.472	340.811
Mechanical power transmission equipment, excl. speed changers, drives, & gears.....	11	450212	12/03	224.866	224.561	224.566	225.330	225.602
Scales and balances.....	11	46		231.440	232.792	233.227	233.649	234.219
Vehicle and industrial scales.....	11	4611	12/91	201.412	201.703	201.994	202.335	202.702
Vehicle and industrial scales.....	11	461101	06/03	175.180	175.433	175.686	175.982	176.301
Motor truck and railroad track scales.....	11	4611011	12/10	154.792	154.792	154.792	154.792	154.792

See footnotes at end of table.

Table 9. Producer price indexes for commodity and service groupings and individual items, not seasonally adjusted — Continued
 [May 2023, Index base 1982=100, unless otherwise indicated]

Title	Commodity code		Other index base	Unadjusted index ¹				
	Group code	Item code		Jan. 2023	Feb. 2023 ^P	Mar. 2023 ^P	Apr. 2023 ^P	May 2023 ^P
Industrial scales (including automatic checkweigher and bulkweigher scales).....	11	4611012	12/10	169.543	170.608	171.674	172.921	174.266
Miscellaneous non-vehicle scales (crane, susp., tank, hopper, measuring dev, lab, bulk conveyor).....	11	4611013	12/10	140.681	140.681	140.681	140.681	140.681
Retail, commercial, household, and mailing scales and balances.....	11	4612	12/91	195.379	195.379	195.843	195.843	195.843
Retail, commercial, household, and mailing scales and balances.....	11	461201	06/03	179.348	179.348	179.773	179.773	179.773
Parts, attachments, and accessories for scales and balances.....	11	4613	12/91	260.879	269.515	270.449	271.542	273.601
Parts, attachments, and accessories for scales and balances.....	11	461301	06/03	254.927	263.367	264.279	265.347	267.359
Air purification equipment and industrial and commercial fans and blowers...	11	47		296.189	297.961	298.444	298.359	300.502
Fan, blower, air purification equipment.....	11	4701		296.189	297.961	298.444	298.359	300.502
Dust collection and other air purification equipment for cleaning incoming air.....	11	470143	12/83	251.043	255.476	256.754	256.555	257.563
Air filters for air-conditioners and furnaces, etc., of 2400 CFM or less, except parts.....	11	4701431	06/09	166.294	166.078	166.078	166.078	167.319
Other dust collection and air purification equipment, except parts.....	11	4701432	06/09	135.224	146.208	146.208	146.208	146.208
Parts for dust collection and air purification equipment.....	11	4701433	06/09	146.916	146.916	150.084	149.591	149.591
Industrial and commercial fans and blowers.....	11	470145	12/03	230.280	230.047	229.932	229.932	232.919
Centrifugal blower filter units, and classes I-IV centrifugal fans, except parts.....	11	4701452	06/09	189.778	189.778	189.317	189.317	191.481
Other centrifugal fans and blowers, except parts.....	11	4701453	06/09	183.873	183.873	183.873	183.873	186.266
Axial fans and industrial propeller fans, except parts.....	11	4701457	06/09	159.916	159.916	159.916	159.916	162.606
Power roof ventilators, except parts.....	11	4701458	06/09	159.676	159.676	159.676	159.676	162.155
Parts and accessories for fans and blowers.....	11	4701459	06/09	172.934	170.744	170.744	170.744	171.836
Air conditioning and refrigeration equip.....	11	48		284.610	285.181	290.727	291.330	292.205
Unitary air-conditioners, except air source heat pumps.....	11	4802		255.811	256.341	264.171	264.712	264.712
Unitary air-conditioners, except air source heat pumps.....	11	480222	06/97	208.587	209.019	215.404	215.845	215.845
Commercial refrigeration equipment.....	11	4803		398.776	398.776	407.662	407.690	407.690
Commercial refrigeration equipment.....	11	480331	06/97	258.463	258.463	264.223	264.241	264.241
All other miscellaneous refrigeration and air-conditioning equipment.....	11	4806		345.130	347.566	347.566	347.566	347.566
All other miscellaneous refrigeration and air-conditioning equipment.....	11	480631	06/97	239.000	240.687	240.687	240.687	240.687
Heat transfer equipment, including heat pumps.....	11	4807	12/11	166.261	166.465	168.926	170.048	172.424
Heat transfer equipment, except dehumidifiers.....	11	480732	12/03	241.643	241.595	245.800	247.748	251.885
Heat pumps.....	11	480734	12/09	140.364	141.547	141.782	141.801	141.801
Parts and accessories for air conditioning and heat transfer equipment.....	11	4809	12/89	260.254	262.006	268.445	268.519	268.519
Parts and accessories for air conditioning and heat transfer equipment.....	11	480901	12/89	260.254	262.006	268.445	268.519	268.519
Refrigeration condensing units.....	11	4815	01/19	155.813	156.085	158.305	158.583	158.583
Refrigeration condensing units.....	11	481511	01/19	155.813	156.085	158.305	158.583	158.583
Miscellaneous general purpose equipment.....	11	49		356.218	357.470	360.289	361.617	363.221
Metal valves, except fluid power.....	11	4902	12/82	427.280	427.280	428.929	429.508	435.160
Gates, globes, angles, and checks.....	11	490201	12/82	459.869	459.869	461.993	463.332	467.169
Gates, globes, angles, straightway (Y-type) checks, stop & check, 3- & 4-way, etc.....	11	4902011	06/09	163.251	163.251	165.083	165.623	165.856
Industrial valves for water works and municipal equipment.....	11	4902012	06/09	155.083	155.083	155.083	155.492	157.536
Industrial butterfly valves, incl. manual and power operated.....	11	490203	12/82	297.351	297.351	301.660	301.660	303.111
Industrial plug valves.....	11	490204	12/82	297.667	297.667	297.667	297.667	317.078
Plumbing and heating valves and specialties, except plumbers' brass goods.....	11	490205	12/82	393.357	393.357	393.357	-	-
Other industrial valves, including nuclear.....	11	490209	12/82	394.175	394.175	395.488	395.923	405.753
Automatic regulating and control valves.....	11	490211	12/98	248.858	248.858	248.858	248.875	248.875
Metal pipe fittings, flanges, and unions.....	11	4903	12/82	476.906	488.955	479.742	484.252	484.236
Metal pipe fittings, flanges, and unions.....	11	490301	12/82	476.906	488.955	479.742	484.252	484.236
Ball and roller bearings.....	11	4905		327.858	327.420	334.813	334.219	334.163
Ball bearings, complete, unmounted.....	11	490531	12/03	166.883	166.883	168.402	168.402	168.402
Mounted bearings, except plain.....	11	490534	06/83	469.593	469.593	472.145	472.145	470.064
Parts and components for ball and roller bearings, incl. balls and rollers.....	11	490535	06/83	201.976	199.305	202.910	199.288	199.288
Tapered roller bearings (including cups & cones), unmounted.....	11	490537	06/83	376.241	376.241	391.108	391.108	391.108
Other roller bearings, unmounted.....	11	490538	06/83	359.779	359.779	365.691	365.691	365.691
Industrial patterns.....	11	4907	12/84	200.151	200.151	201.391	201.413	201.412
Industrial patterns.....	11	490701	12/84	200.151	200.151	201.391	201.413	201.412
Filters and strainers.....	11	4908	12/84	306.846	308.390	309.685	310.858	311.397
Filters and strainers, except fluid power.....	11	490805	12/03	194.197	195.810	197.162	198.387	198.950
Industrial filters and strainers and reusable media, except fluid power.....	11	4908051	12/11	145.026	146.469	147.689	147.689	148.213
Nonreusable media for filters and strainers, except fluid power.....	11	4908052	12/11	135.400	135.400	135.400	137.093	137.093
Parts and accessories for filters and strainers, except fluid power.....	11	4908053	12/11	151.802	152.426	152.834	162.140	162.140
Other miscellaneous general purpose equipment.....	11	4911	12/84	252.430	252.760	257.088	259.024	259.028
Other miscellaneous general purpose equipment.....	11	491102	06/07	149.657	149.853	152.418	153.566	153.569
Electronic computers and computer equipment.....	11	5	12/98	27.924	27.992	27.974	27.737	27.383

See footnotes at end of table.

Table 9. Producer price indexes for commodity and service groupings and individual items, not seasonally adjusted — Continued
 [May 2023, Index base 1982=100, unless otherwise indicated]

Title	Commodity code		Other index base	Unadjusted index ¹				
	Group code	Item code		Jan. 2023	Feb. 2023 ^P	Mar. 2023 ^P	Apr. 2023 ^P	May 2023 ^P
Electronic computers.....	11	51	12/04	17.624	17.737	17.716	17.693	17.103
Electronic computers.....	11	5101	12/04	17.624	17.737	17.716	17.693	17.103
Personal computers and workstations (excluding portable computers)...	11	510114	06/07	23.535	23.367	23.548	23.343	23.422
Portable computers, laptops, tablets and other single user computers...	11	510115	06/07	14.057	14.169	13.966	14.088	13.714
Host computers, multiusers (mainframes, UNIX and PC servers).....	11	510116	12/04	28.051	28.289	28.243	28.214	27.125
Computer storage devices.....	11	52	12/04	48.926	48.926	48.897	48.181	48.181
Computer storage devices (except parts, attachments and accessories)...	11	5201	12/04	48.326	48.326	48.297	47.567	47.567
Computer storage devices (except parts, attachments and accessories).....	11	520101	12/04	48.326	48.326	48.297	47.567	47.567
Computer peripheral equipment and parts.....	11	54	12/98	87.194	87.186	87.176	86.153	86.201
Parts, attachments, and accessories for computer terminals and peripherals.....	11	5405	12/98	151.158	151.136	151.136	151.136	151.136
Parts, attachments, and accessories for computer terminals and peripherals.....	11	540501	12/98	151.158	151.136	151.136	151.136	151.136
Computer terminals (including POS and funds-transfer devices) and other computer peripherals.....	11	5406	06/99	65.699	65.698	65.682	64.193	64.263
Computer terminals (including POS and funds-transfer devices) and other computer peripherals.....	11	540602	06/07	68.676	68.674	68.658	67.101	67.174
Special industry machinery and equipment.....	11	6		271.640	274.591	276.628	278.083	278.782
Food products machinery.....	11	61		364.620	364.620	367.646	367.966	367.966
Dairy and milk products plant machinery and equipment.....	11	6101		349.290	349.290	351.301	351.301	351.301
Dairy and milk products plant machinery and equipment.....	11	610111	12/83	341.689	341.689	343.656	343.656	343.656
Commercial food products machinery (except packaging and cooking equipment).....	11	6104		319.922	319.922	319.922	319.922	319.922
Commercial food products machinery (except packaging and cooking equipment).....	11	610409	12/83	315.621	315.621	315.621	315.621	315.621
Industrial food products machinery for processing foods, beverages, & animal & fowl feed.....	11	6105	12/83	376.876	376.876	384.151	384.982	384.982
Industrial food products machinery for processing foods, beverages, & animal & fowl feed.....	11	610501	12/83	376.876	376.876	384.151	384.982	384.982
Other industrial food and feed machinery.....	11	6105012	12/12	144.488	144.488	144.488	145.324	145.324
Machinery for sorting, grading, and cleaning fruits, vegetables, eggs, and for processing meat.....	11	6105013	12/12	153.834	153.834	159.104	159.104	159.104
Parts and attachments for industrial food and feed products machinery.....	11	6105014	12/12	139.965	139.965	141.307	141.362	141.362
Textile machinery and equipment.....	11	62		185.571	185.571	185.571	185.571	185.571
Textile machinery (except parts, attachments, and accessories).....	11	6212	06/86	158.331	158.331	158.331	158.331	158.331
Textile machinery (except parts, attachments, and accessories).....	11	621201	06/86	158.331	158.331	158.331	158.331	158.331
Textile machinery parts and attachments.....	11	6277		202.872	202.872	202.872	202.872	202.872
Textile machinery parts and attachments.....	11	627701	06/86	182.071	182.071	182.071	182.071	182.071
Sawmill and woodworking machinery.....	11	63		290.673	292.959	310.163	310.163	310.163
Sawmill and woodworking machinery.....	11	6306	12/04	195.409	196.946	208.511	208.511	208.511
Sawmill and woodworking machinery, excluding parts and attachments (sold separately).....	11	630602	06/12	166.725	168.102	179.845	179.845	179.845
Parts, attachments, & accessories for sawmill & woodworking machinery.....	11	630603	06/12	163.015	163.957	163.957	163.957	163.957
Paper industries machinery.....	11	64	06/82	271.240	271.245	272.148	272.558	272.558
Paper industries machinery.....	11	6401	06/82	271.240	271.245	272.148	272.558	272.558
Paper industries machinery, excluding parts & attachments (sold separately).....	11	640114	12/03	145.337	145.337	146.031	146.031	146.031
Parts and attachments for paper industries machinery.....	11	640115	12/03	179.414	179.426	179.447	180.319	180.319
Printing trades machinery and equipment.....	11	65		179.519	179.334	179.644	181.289	181.311
Other printing machinery and equipment.....	11	6509	12/82	168.932	168.706	169.085	171.094	170.742
Other printing machinery and equipment, incl. pre-press preparation equipment & plates.....	11	650912	06/09	99.799	99.525	99.434	101.685	100.059
Parts, attachments, & accessories for printing trades machinery.....	11	650913	06/09	120.895	120.895	121.645	121.897	121.946
Other special industry machinery.....	11	66		251.968	257.339	257.710	260.093	260.413
Plastics and rubber working machinery.....	11	6603		229.443	229.443	229.443	229.517	230.588
Plastics working machinery and equipment, excluding patterns and molds, including parts.....	11	66039	09/15	106.083	106.083	106.083	106.121	106.664
Plasticworking machinery (excluding parts).....	11	660391	12/08	111.019	111.019	111.019	111.019	111.609
Parts for plasticworking machinery.....	11	660395	12/08	126.359	126.359	126.359	126.631	127.161
Miscellaneous special industry machinery.....	11	6606		245.409	251.510	251.931	254.625	254.798
Semiconductor manufacturing machinery and parts.....	11	660638	06/87	122.564	124.826	124.826	126.028	126.267
Packing, packaging, and bottling machinery and parts.....	11	67		349.537	351.034	362.129	365.137	368.948
Packing, packaging, and bottling machinery and parts.....	11	6705	06/06	170.810	171.541	176.963	178.433	180.296
Packing, packaging, and bottling machinery, excluding parts.....	11	670501	06/06	163.603	164.267	171.202	171.202	173.584
Parts for packing, packaging, and bottling machinery.....	11	670502	12/83	346.450	348.164	348.164	360.035	360.035
Service industry machinery and parts.....	11	68	06/82	313.877	315.323	316.714	316.714	317.449

See footnotes at end of table.

Table 9. Producer price indexes for commodity and service groupings and individual items, not seasonally adjusted — Continued
 [May 2023, Index base 1982=100, unless otherwise indicated]

Title	Commodity code		Other index base	Unadjusted index ¹				
	Group code	Item code		Jan. 2023	Feb. 2023 ^P	Mar. 2023 ^P	Apr. 2023 ^P	May 2023 ^P
Service industry machinery and parts.....	11	6801	06/82	313.877	315.323	316.714	316.714	317.449
Commercial cooking and food warming equipment.....	11	680118	12/03	228.633	228.714	230.717	230.717	230.717
Commercial cooking equipment incl. ranges, deep-fat fryers, etc. except electric.....	11	6801181	12/11	183.656	183.656	187.456	187.456	187.456
Commercial electric cooking equipment, incl. ranges, deep-fat fryers, etc.....	11	6801182	12/11	154.120	154.268	154.442	154.442	154.442
Parts and accessories for commercial cooking and food warming equipment.....	11	6801183	12/11	147.230	147.230	147.230	147.230	147.230
Other service industry machinery, incl. electronic teaching mach. & auto. maintenance equipment.....	11	680123	06/07	142.422	143.403	143.737	143.737	144.250
All other parts and attachments for service industry equipment.....	11	6801232	12/11	127.940	129.088	129.488	129.488	133.785
Commercial and industrial floor & carpet cleaning machines, excl. vacuum cleaners.....	11	6801233	09/16	140.232	140.232	140.232	140.232	140.232
Electronic teaching machines, teaching aids, etc., incl. kits.....	11	6801235	09/16	103.052	103.052	104.281	104.281	104.281
Other service industry equipment.....	11	6801236	09/16	130.634	131.949	131.961	131.961	132.569
Commercial laundry and drycleaning machinery products.....	11	69	12/82	348.537	348.537	348.537	348.537	352.121
Commercial laundry and drycleaning machinery products.....	11	6909	06/03	197.190	197.190	197.190	197.190	199.217
Commercial laundry and drycleaning machinery products.....	11	690901	06/03	197.190	197.190	197.190	197.190	199.217
Electrical machinery and equipment.....	11	7		133.728	133.781	133.938	133.884	133.517
Wiring devices.....	11	71		381.748	383.794	385.617	386.335	386.191
Current-carrying wiring devices.....	11	7101		255.904	257.008	259.432	260.315	260.253
Current-carrying switches for electrical circuitry (including vehicular switches).....	11	710143	12/99	177.014	177.299	182.454	183.537	183.478
Current-carrying wire connectors for electrical circuitry.....	11	710144	12/99	175.032	176.797	175.936	175.266	175.625
Current-carrying wiring devices n.e.c.....	11	710147	06/06	183.207	183.845	184.981	185.863	185.683
Noncurrent-carrying wiring devices.....	11	7102		561.417	564.976	565.184	565.412	565.131
Noncurrent-carrying electrical conduit and conduit fittings, incl. plastic conduit & fittings.....	11	710216	12/04	329.246	331.753	331.753	331.730	331.730
Other noncurrent-carrying wiring devices and supplies (boxes, covers, bar hangers, etc.).....	11	710217	12/04	206.405	207.509	207.081	207.408	207.027
Porcelain, steatite, and other ceramic electrical products.....	11	710252	12/03	187.433	190.755	192.163	192.582	192.120
Integrating and measuring instruments.....	11	72		180.689	180.652	180.802	180.868	182.137
Test equipment for electrical, radio, & communication circuits & motors.....	11	7205	12/83	170.487	170.453	170.594	170.657	171.854
Test equipment for electrical, radio, & communication circuits & motors.....	11	720501		179.634	179.598	179.747	179.813	181.074
Motors, generators, motor generator sets.....	11	73		279.250	283.149	283.149	284.604	284.665
Fractional horsepower motors and generators.....	11	7303	06/83	213.325	214.923	214.923	214.923	215.465
Fractional horsepower motors and generators.....	11	730312	12/99	160.504	161.706	161.706	161.706	162.114
Integral horsepower motors and generators (excluding land transportation types).....	11	7304	06/83	407.330	407.349	407.349	407.349	407.349
Integral horsepower motors and generators (excluding land transportation types).....	11	730405	12/99	283.623	283.635	283.635	283.635	283.635
Parts and supplies for motors and generators.....	11	7309	06/83	300.228	313.106	313.106	313.106	313.106
Parts and supplies for motors and generators.....	11	730901	06/83	300.228	313.106	313.106	313.106	313.106
Other motors and generators.....	11	7311	06/06	148.125	150.238	150.238	151.909	151.909
Other motors and generators.....	11	731101	06/06	148.125	150.238	150.238	151.909	151.909
Prime mover generator sets, except steam & hydraulic turbine.....	11	7311012	12/14	124.129	127.270	127.270	129.285	129.285
Transformers and power regulators.....	11	74		376.148	376.744	378.996	380.849	381.880
Power and distribution transformers, except parts.....	11	7409	12/99	329.276	329.831	332.208	333.191	333.191
Power and distribution transformers, except parts.....	11	740999	12/99	329.276	329.831	-	-	-
Other transformers and parts for transformers.....	11	7411	12/99	216.595	216.831	216.831	219.942	223.422
Switchgear, switchboard, industrial controls equipment.....	11	75		314.441	314.917	315.620	316.280	316.711
Industrial controls and related parts and accessories.....	11	7507		304.465	304.912	305.590	305.594	305.599
Industrial controls and related parts and accessories.....	11	750799	06/85	289.773	290.198	290.843	290.847	290.852
General-purpose industrial controls.....	11	7507991	06/11	155.899	156.050	156.498	156.502	156.506
Parts for industrial controls and motor-control accessories.....	11	7507992	06/11	141.782	141.782	141.782	141.782	141.782
Specific-purpose industrial controls.....	11	7507993	06/11	132.987	133.386	133.607	133.607	133.607
Switchgear and switchboard apparatus.....	11	7522	06/05	181.688	181.969	182.376	183.004	183.413
Switchgear and switchboard apparatus.....	11	752201	06/05	181.688	181.969	182.376	183.004	183.413
Low voltage panelboards and distribution boards, 1000 volts or less.....	11	7522013	12/07	146.682	147.081	148.366	148.366	148.366
Switchgear, except relays and ducts.....	11	752201A	12/07	179.838	180.131	180.270	181.063	181.777
Communications and related equipment and miscellaneous electronic systems & equipment.....	11	76	12/85	130.727	130.610	130.612	130.789	130.772
Telephone and wireline data networking equipment.....	11	7601	12/85	89.358	89.522	89.522	89.522	89.507
Other communications and related equipment, including broadcast and wireless.....	11	7603	06/13	108.877	108.553	108.560	108.991	108.952
Broadcast, studio, and related electronic equipment.....	11	760301	12/85	120.073	119.174	119.206	120.921	119.922
Radio station and wireless communication equipment.....	11	760302	12/85	100.634	100.321	100.321	100.680	100.680
Radio station equipment.....	11	7603022	06/13	110.909	110.909	110.909	116.063	116.063

See footnotes at end of table.

Table 9. Producer price indexes for commodity and service groupings and individual items, not seasonally adjusted — Continued
 [May 2023, Index base 1982=100, unless otherwise indicated]

Title	Commodity code		Other index base	Unadjusted index ¹				
	Group code	Item code		Jan. 2023	Feb. 2023 ^P	Mar. 2023 ^P	Apr. 2023 ^P	May 2023 ^P
Other broadcast and wireless communications systems and equipment.....	11	7603023	06/13	113.450	113.033	113.033	113.033	113.033
Intercommunications, alarm and traffic control systems.....	11	760303	12/85	161.219	161.219	161.265	161.403	161.688
Alarm systems, including electric sirens and horns.....	11	7603031	06/08	130.300	130.300	130.300	130.300	130.300
Intercommunications systems, including inductive paging systems....	11	7603033	06/08	148.458	148.458	149.765	149.765	153.405
Electronic systems and equipment, n.e.c.....	11	7605	12/03	146.349	146.234	146.234	146.234	146.234
Electronic systems and equipment, n.e.c.....	11	760512	12/03	146.349	146.234	146.234	146.234	146.234
Search, detection, navigation & guidance systems and equipment.....	11	7606	06/04	161.372	161.390	161.390	161.390	161.390
Search, detection, navigation & guidance systems and equipment.....	11	760613	06/04	161.372	161.390	161.390	161.390	161.390
Electric lamp bulbs, tubes, and components.....	11	77		102.577	102.577	102.673	102.673	102.673
Electric lamp bulbs, tubes, and components.....	11	7704	12/04	79.144	79.144	79.219	79.219	79.219
Electric lamp bulbs, tubes, and components.....	11	770401	12/04	79.144	79.144	79.219	79.219	79.219
Electronic components and accessories.....	11	78		68.072	68.126	68.221	67.864	67.047
Relays for electronic circuitry, industrial control overload, and switchgear type.....	11	7821		283.411	283.411	283.411	283.411	283.411
Relays for electronic circuitry, industrial control overload, and switchgear type.....	11	782119	06/90	210.708	210.708	210.708	210.708	210.708
Switches, mechanical, for electronic circuitry.....	11	7822	06/82	249.312	249.312	249.312	249.312	—
Switches, mechanical, for electronic circuitry.....	11	782299	06/82	249.312	249.312	249.312	249.312	—
Connectors for electronic circuitry.....	11	7824		244.125	244.300	249.852	243.881	243.902
Connectors for electronic circuitry.....	11	782481	12/11	141.013	141.115	144.321	140.873	140.885
Filters, crystals, and transducers.....	11	7828	06/82	114.480	114.957	115.590	115.590	115.590
Filters, crystals, and transducers.....	11	782890	06/82	114.480	114.957	115.590	115.590	115.590
Crystal, filter, piezoelectric, and other related electronic devices (exc. microwave filters).....	11	7828901	06/82	118.942	119.438	120.095	120.095	120.095
Integrated microcircuits.....	11	7839	06/05	33.691	33.751	33.608	33.168	32.974
Integrated microcircuits.....	11	783911	06/05	33.691	33.751	33.608	33.168	32.974
Other semiconductor and related devices.....	11	7847	06/05	74.847	75.820	75.820	75.827	75.827
Other semiconductor devices, including parts (such as chips, wafers and heat sinks).....	11	784711	06/05	72.915	73.862	73.862	73.869	73.869
Bare printed circuit boards.....	11	7849	12/00	121.074	122.581	122.581	122.590	122.590
Bare printed circuit boards.....	11	784901	06/82	126.664	128.240	128.240	128.250	128.250
Electronic coils, transformers, and other inductors.....	11	7853	06/82	236.524	242.760	245.254	246.110	246.110
Electronic coils, transformers, and other inductors.....	11	785399	06/00	162.368	166.648	168.360	168.948	168.948
Capacitors and resistors for electronic circuitry.....	11	7854	12/22	100.294	100.586	100.586	100.586	100.586
Capacitors for electronic circuitry.....	11	785411	12/02	187.085	187.740	187.740	187.740	187.740
Microwave components, electron tubes, and other electronic components, n.e.c.....	11	7856	06/00	168.481	170.180	171.086	171.202	171.202
Printed circuit assemblies, loaded boards, modules and consumer external modems.....	11	7861	06/82	89.086	86.322	86.286	86.277	80.576
Printed circuit assemblies, loaded boards, modules and consumer external modems.....	11	786199	06/82	89.086	86.322	86.286	86.277	80.576
Miscellaneous electrical machinery and equipment.....	11	79		137.490	137.071	137.115	137.175	137.385
Storage batteries.....	11	7901		242.716	242.629	242.413	244.762	244.762
Storage batteries, lead acid type, BCI dimensional group 8D or smaller.....	11	790103	12/84	256.088	255.943	255.582	259.505	259.505
Storage batteries, lead acid type, larger than BCI dimensional group 8D.....	11	790104	12/84	313.956	313.956	313.956	313.956	313.956
Storage batteries (excluding lead acid), including parts for all storage batteries.....	11	790105	12/84	259.130	259.130	259.130	259.130	259.130
Primary batteries.....	11	7902		233.557	233.372	233.427	233.283	231.743
Primary batteries.....	11	790229	12/03	151.484	151.363	151.399	151.306	150.307
Carbon and graphite products.....	11	7903		228.056	229.086	230.422	229.268	229.268
X-ray and electromedical equipment.....	11	7905		91.923	91.939	91.939	91.966	92.245
Irradiation equipment.....	11	790512	06/85	125.822	125.822	125.822	125.822	125.822
Electromedical equipment, including diagnostic, therapeutic and patient monitoring equipment.....	11	790541	06/09	101.592	101.616	101.616	101.657	102.085
Miscellaneous electrical industrial apparatus.....	11	7929	12/85	193.654	186.314	186.314	184.872	184.395
Rectifying apparatus.....	11	792902	12/85	205.189	205.189	205.189	208.790	208.790
Other electrical equipment for industrial use, except for electronic circuitry.....	11	792904	12/03	169.924	161.019	161.019	158.129	157.551
All other electrical equipment and components, except industrial.....	11	7939	12/06	133.113	133.113	133.113	133.113	133.113
All other electrical equipment and components, except industrial.....	11	793901	12/06	133.113	133.113	133.113	133.113	133.113
Miscellaneous instruments.....	11	8		243.006	244.373	245.335	245.926	246.293
Automatic environmental controls for monitoring residential, commercial, and appliance use.....	11	81		209.216	209.330	209.330	211.685	215.438
Automatic environmental controls for monitoring residential, commercial, and appliance use.....	11	8105	12/03	144.273	144.352	144.352	145.976	148.564
Automatic environmental controls for monitoring residential, commercial, and appliance use.....	11	810501	12/03	144.273	144.352	144.352	145.976	148.564
Industrial process control instruments.....	11	82	06/83	284.151	284.114	284.408	284.940	285.756

See footnotes at end of table.

Table 9. Producer price indexes for commodity and service groupings and individual items, not seasonally adjusted — Continued
 [May 2023, Index base 1982=100, unless otherwise indicated]

Title	Commodity code		Other index base	Unadjusted index ¹				
	Group code	Item code		Jan. 2023	Feb. 2023 ^P	Mar. 2023 ^P	Apr. 2023 ^P	May 2023 ^P
Industrial process control instruments.....	11	8201	06/83	284.151	284.114	284.408	284.940	285.756
Industrial process control instruments.....	11	820171	12/03	172.093	172.070	172.249	172.571	173.065
Fluid meters and counting devices.....	11	84	12/85	230.880	236.634	243.025	246.138	246.665
Fluid meters and counting devices.....	11	8401	12/85	230.880	236.634	243.025	246.138	246.665
Engineering and scientific instruments.....	11	85	12/85	279.159	279.159	279.159	279.159	279.686
Aeronautical, nautical, and navigational instruments.....	11	8501	12/85	313.241	313.241	313.241	313.241	313.241
Aeronautical, nautical, and navigational instruments.....	11	850111	12/85	313.241	313.241	313.241	313.241	313.241
Hospital beds and specialized hospital furniture.....	11	8504	12/11	—	—	139.397	139.397	140.856
Hospital beds and specialized hospital furniture.....	11	850404	12/11	—	—	139.397	139.397	140.856
Measuring instruments and lenses.....	11	86	12/85	167.586	169.528	170.139	170.598	170.339
Sighting, tracking, and fire-control equipment, optical type.....	11	8601	12/85	143.048	143.048	143.048	143.048	143.048
Sighting, tracking, and fire-control equipment, optical type.....	11	860111	12/85	143.048	143.048	143.048	143.048	143.048
All other miscellaneous optical instruments and lenses.....	11	8602	12/85	144.012	144.012	145.798	146.512	146.512
All other miscellaneous optical instruments and lenses.....	11	860211	12/85	144.012	144.012	145.798	146.512	146.512
Laboratory analytical instruments.....	11	8603	12/85	178.010	180.653	181.064	181.521	181.168
Laboratory analytical instruments.....	11	860311	12/85	178.010	180.653	181.064	181.521	181.168
Measuring & controlling devices, n.e.c.....	11	89	06/85	198.173	198.227	198.633	198.308	198.435
Aircraft engine instruments.....	11	8901	06/85	181.815	183.951	183.951	179.693	179.693
Aircraft engine instruments.....	11	890199	06/85	181.815	183.951	183.951	179.693	179.693
Nuclear radiation detection & monitoring instruments.....	11	8904	06/85	246.459	246.459	246.713	246.713	248.341
Nuclear radiation detection & monitoring instruments.....	11	890499	06/85	246.459	246.459	246.713	246.713	248.341
Physical properties and kinematic testing equipment.....	11	8905	06/04	135.286	135.286	135.286	135.313	135.313
Physical properties and kinematic testing equipment.....	11	890599	06/04	135.286	135.286	135.286	135.313	135.313
Commercial, geophysical, meteorological, surveying, drafting & general-purpose instruments.....	11	8906	06/04	139.044	138.561	139.445	139.869	139.869
Commercial, geophysical, meteorological & general-purpose instruments.....	11	890699	06/04	139.044	138.561	139.445	139.869	139.869
Miscellaneous machinery.....	11	9		211.381	211.922	212.891	213.695	214.169
Oil field and gas field machinery.....	11	91		248.990	248.990	249.712	250.002	250.002
Oil and gas field drilling, surveying, and cementing machinery (except parts sold separately).....	11	9102		262.037	262.037	262.037	262.037	262.037
Oil and gas field drilling, surveying, and cementing machinery (except parts sold separately).....	11	910201	09/20	111.579	111.579	111.579	111.579	111.579
Oil field and gas field production machinery (except pumps and parts sold separately).....	11	9104		225.892	225.892	225.509	226.467	226.467
Oil field and gas field production machinery (except pumps and parts sold separately).....	11	910456	12/03	185.597	185.597	185.282	186.069	186.069
Parts and attachments for oil and gas field machinery and equipment.....	11	9106	12/10	129.610	129.610	131.642	131.642	131.642
Parts and attachments for oil and gas field drilling machinery and equipment.....	11	910602	12/10	130.170	130.170	132.857	132.857	—
Parts and attachments for oil and gas field production machinery and equipment.....	11	910604	12/10	129.802	129.802	130.802	130.802	130.802
Mining machinery and equipment.....	11	92		399.261	399.395	399.395	415.642	415.763
Mining machinery and equipment (except parts sold separately).....	11	9207	09/19	134.666	134.713	134.713	141.063	141.063
Underground mining machinery (except parts sold separately).....	11	920701	12/03	261.091	261.147	261.147	296.390	296.390
Crushing, pulverizing, & screening machinery (except parts sold separately).....	11	920702	12/03	249.314	249.314	249.314	249.314	—
Drills and other mining machinery (except parts sold separately).....	11	920703	12/03	239.549	239.753	239.753	239.753	239.753
Mineral processing & beneficiation machinery (except parts sold separately).....	11	920704	12/03	271.465	271.465	271.465	271.465	271.465
Parts and attachments for mining machinery and equipment (sold separately).....	11	9253		318.676	318.774	318.774	325.032	325.443
Parts and attachments for mining machinery and equipment (sold separately).....	11	925303	12/03	229.545	229.615	229.615	234.123	234.420
Office and store machines and equipment.....	11	93		124.668	124.668	124.668	124.668	124.668
Coin-operated machines and mechanisms.....	11	9309	05/18	104.766	104.766	104.766	104.766	104.766
Coin-operated machines and mechanisms.....	11	930910	05/18	104.766	104.766	104.766	104.766	104.766
Internal combustion engines.....	11	94		194.477	194.480	194.433	194.929	194.804
Diesel, semidiesel, and dual-fuel engines (except automotive).....	11	9407	12/82	212.053	212.053	212.141	212.141	212.152
Diesel, semidiesel, and dual-fuel engines (except automotive).....	11	940725	12/00	162.614	162.614	162.682	162.682	162.690
Diesel, semidiesel, and dual-fuel engines for automobiles, trucks, and buses.....	11	9408	12/82	166.502	166.267	166.267	167.190	167.190
Diesel, semidiesel, and dual-fuel engines for automobiles, trucks, and buses.....	11	940811	12/82	166.502	166.267	166.267	167.190	167.190
Parts & accessories for internal combustion engines, ex. aircraft & gasoline automotive engines.....	11	9413		245.333	245.338	245.292	246.235	246.233
Parts & accessories for internal combustion engines, ex. aircraft & gasoline automotive engines.....	11	941301		245.333	245.338	245.292	246.235	246.233
Machine shop products.....	11	95		218.510	219.685	219.944	220.309	221.513
Machine shop products.....	11	9505	06/84	197.952	199.016	199.251	199.581	200.672

See footnotes at end of table.

Table 9. Producer price indexes for commodity and service groupings and individual items, not seasonally adjusted — Continued
 [May 2023, Index base 1982=100, unless otherwise indicated]

Title	Commodity code		Other index base	Unadjusted index ¹				
	Group code	Item code		Jan. 2023	Feb. 2023 ^P	Mar. 2023 ^P	Apr. 2023 ^P	May 2023 ^P
Machine shop job work and job order repairs.....	11	950501	06/84	197.952	199.016	199.251	199.581	200.672
Turbines and turbine generator sets.....	11	97	06/87	255.701	256.383	266.493	267.066	267.598
Turbines and turbine generator sets (excluding parts).....	11	9701	06/87	255.701	256.383	266.493	267.066	267.598
Steam, gas, and other turbines and turbine generators.....	11	970103	06/11	109.900	110.155	111.033	111.158	111.244
Parts & accesories for turbines, turbine generators, and turbine generator sets.....	11	98	09/15	120.578	121.157	121.157	121.157	121.157
Parts & accesories for turbines, turbine generators, and turbine generator sets.....	11	9801	09/15	120.578	121.157	121.157	121.157	121.157
Parts & accesories for turbines, turbine generators, and turbine generator sets.....	11	980101	09/15	120.578	121.157	121.157	121.157	121.157
Furniture and household durables.....	12	—		216.859	218.012	218.189	218.091	218.961
Household furniture.....	12	1		275.023	276.349	276.563	275.855	275.870
Metal household furniture.....	12	11		223.135	224.798	225.237	223.921	223.921
Metal household furniture.....	12	1101		223.135	224.798	225.237	223.921	223.921
Metal household dining room and kitchen furniture.....	12	110102	06/84	266.443	265.642	268.851	259.223	259.223
Other metal household furniture.....	12	110104	06/84	199.318	201.209	201.209	201.209	201.209
Metal household furniture, beds, nonupholstered.....	12	1101041	12/11	140.398	142.049	142.049	142.049	142.049
Wood household furniture (nonupholstered).....	12	12		309.781	312.673	314.404	307.675	307.484
Wood household furniture (nonupholstered).....	12	1206	12/22	102.500	103.457	104.030	101.803	101.740
Wood living room furniture (nonupholstered).....	12	120602	12/04	164.502	165.698	165.698	164.275	164.275
Wood dining room, outdoor, and ready-to-assemble furniture (nonupholstered).....	12	120603	12/22	105.770	105.734	107.360	104.927	104.983
Wood bedroom furniture, including infants' and children's, (nonupholstered).....	12	120605	12/04	161.655	162.300	162.300	163.288	162.917
Upholstered household furniture.....	12	13		262.107	263.039	263.055	263.239	263.309
Upholstered household furniture.....	12	1301		262.107	263.039	263.055	263.239	263.309
Dual purpose sleep furniture, incl. convertible sofa.....	12	130123	06/83	218.453	218.130	218.468	218.468	218.543
Upholstered household furniture.....	12	130141	06/05	166.834	167.610	167.565	167.708	167.751
Upholstered household davenports, sofas, loveseats, and settees.....	12	1301411	12/11	146.316	147.235	147.546	147.499	147.499
Upholstered household sectional sofa pieces.....	12	1301412	12/11	136.456	136.946	137.114	137.090	137.090
Upholstered household rocking chairs, including swivel rockers.....	12	1301413	12/11	146.567	146.570	139.634	142.970	143.643
Other upholstered household furniture, including custom.....	12	1301415	12/11	155.201	155.601	155.665	155.967	156.069
Bedding.....	12	14		237.018	238.313	238.309	238.236	238.236
Bedding.....	12	1401		237.018	238.313	238.309	238.236	238.236
Innerspring mattresses, excluding crib size.....	12	140104	12/95	219.089	219.838	219.644	219.644	219.644
Mattress foundations.....	12	140107	12/11	147.748	147.748	148.707	147.748	147.748
Mattresses, other types, including crib, foam, waterbed mattresses and mattress inserts.....	12	140114	06/83	252.471	253.459	253.459	253.459	253.459
Sleep system ensembles and mattresses, excluding conventional waterbeds.....	12	140122	12/95	162.620	162.620	162.620	162.620	162.620
Mattress and foundation sets.....	12	140134	12/03	139.169	140.527	140.527	140.527	140.527
Metal porch, lawn, outdoor & casual furniture.....	12	15		373.362	373.362	373.362	373.362	373.337
Porch and lawn furniture.....	12	1501		373.362	373.362	373.362	373.362	373.337
Metal porch, lawn, outdoor & casual furniture.....	12	150112	06/84	371.359	371.359	371.359	371.359	371.334
Nonupholstered household furniture, except wood and metal.....	12	16	12/85	148.071	148.071	148.071	148.071	—
Nonupholstered household furniture, except wood and metal.....	12	1601	12/85	148.071	148.071	148.071	148.071	—
Nonupholstered household furniture, except wood and metal.....	12	160101	12/85	148.071	148.071	148.071	148.071	—
Commercial furniture.....	12	2		305.074	306.760	308.076	307.442	308.492
Wood office furniture and store fixtures.....	12	21		292.792	295.734	296.446	297.670	295.516
Wood office furniture and store fixtures.....	12	2101		292.792	295.734	296.446	297.670	295.516
Wood office seating, including upholstered.....	12	210112	06/85	250.426	257.323	257.495	258.569	258.569
Wood office desks and extensions.....	12	210113	06/85	314.839	321.144	322.398	324.026	324.026
Wood office files, storage units, and tables.....	12	210114	06/85	284.115	284.639	285.533	286.590	286.590
Wood office furniture, other types (incl. panel/desking systems).....	12	210116	06/85	228.439	228.439	228.705	229.279	229.279
Fixtures for stores, banks and offices.....	12	210161	12/83	290.959	293.751	294.459	295.685	293.141
Custom architectural woodwork, millwork, and fixtures.....	12	2101611	06/08	144.604	146.660	147.578	147.578	145.895
Wood lockers, partitions, and shelving (except custom).....	12	2101612	06/08	166.057	166.410	159.880	161.926	161.664
Wood furniture dimensions and nonwood furniture parts and frames.....	12	2101615	12/11	188.893	183.475	186.224	201.302	204.925
Nonwood furniture and store fixtures.....	12	22		301.176	301.681	303.805	301.186	305.142
Nonwood commercial storage units, files, and tables.....	12	2202		297.587	297.508	301.131	289.664	309.631
Nonwood commercial storage units, files, and tables.....	12	220202	06/95	213.748	213.692	216.294	208.058	222.399
Nonwood commercial furniture.....	12	2203		314.427	315.635	315.589	308.229	312.002
Nonwood office seating.....	12	220325		244.872	244.327	243.191	228.010	239.138
Nonwood office furniture panel systems, and other nonwood office furniture.....	12	220326	06/95	226.834	228.989	229.775	230.541	227.637
Nonwood partitions and fixtures.....	12	2204	12/83	273.853	273.795	277.567	282.815	281.597
Storage racks and accessories, except wood.....	12	220407	12/83	244.197	244.197	254.721	270.263	270.263

See footnotes at end of table.

Table 9. Producer price indexes for commodity and service groupings and individual items, not seasonally adjusted — Continued
 [May 2023, Index base 1982=100, unless otherwise indicated]

Title	Commodity code		Other index base	Unadjusted index ¹				
	Group code	Item code		Jan. 2023	Feb. 2023 ^P	Mar. 2023 ^P	Apr. 2023 ^P	May 2023 ^P
Fixtures (bank, office, and store) except wood.....	12	220409	12/83	278.774	277.041	277.041	277.041	277.041
Public building furniture.....	12	23	12/84	312.641	315.491	315.594	315.789	316.448
Public building furniture.....	12	2301	12/84	312.641	315.491	315.594	315.789	316.448
School furniture (except stone and concrete), excluding library furniture.....	12	230101	12/84	368.987	373.196	373.196	374.656	374.656
Public building and related furniture, excluding school & restaurant furniture.....	12	230102	12/84	302.164	304.566	304.716	304.394	305.354
Commercial furniture and fixtures, n.e.c.....	12	24	12/85	281.655	281.785	282.379	282.946	283.922
Commercial furniture and fixtures, n.e.c.....	12	2401	12/85	281.655	281.785	282.379	282.946	283.922
Bar, bowling center, cafeteria, and restaurant furniture.....	12	240104	12/10	175.896	175.985	175.985	173.482	173.249
Other commercial and institutional furniture and fixtures, n.e.c.....	12	240108	12/10	160.817	160.887	161.392	162.987	163.919
Floor coverings.....	12	3		212.280	212.452	211.918	213.047	213.047
Carpets and rugs.....	12	31		206.107	206.367	205.761	207.042	207.042
Carpet and rugs.....	12	3101		209.287	209.551	208.935	210.236	210.236
Carpet and rugs.....	12	310101		209.287	209.551	208.935	210.236	210.236
Resilient floor coverings.....	12	32		262.775	262.289	262.289	262.289	262.289
Resilient floor coverings.....	12	3201		262.775	262.289	262.289	262.289	262.289
Resilient floor coverings.....	12	320170	12/11	118.155	117.936	117.936	117.936	117.936
Household appliances.....	12	4		148.539	148.942	148.328	148.559	151.130
Major appliances.....	12	41		143.547	143.693	143.009	143.227	146.061
Household cooking appliances.....	12	4101		154.300	155.815	154.077	154.536	159.699
Electric household ranges, ovens (including microwave), surface cooking units, and equipment.....	12	410105	12/02	152.590	153.270	154.179	158.319	158.931
Gas household ranges, ovens, surface cooking units and equipment. ...	12	410139	12/02	145.737	149.167	146.914	143.884	149.230
Other household ranges and cooking equipment, including outdoor equipment.....	12	410169	12/02	190.102	190.560	185.725	185.741	197.432
Household refrigeration equipment.....	12	4103		121.882	121.883	121.691	121.522	122.765
Household refrigerators, including refrigerator-freezer combinations.....	12	410329	12/02	131.688	131.868	131.591	131.828	132.765
Other major household appliances including room air-conditioners.....	12	4104		175.860	173.249	173.704	174.514	177.038
Room air-conditioners.....	12	410445		229.899	231.180	231.180	231.180	231.180
Household vacuum cleaners, including parts and attachments.....	12	43		122.394	127.519	127.113	128.314	128.314
Household vacuum cleaners and other floor care machines (including parts and attachments).....	12	4301		114.820	119.628	119.247	120.374	120.374
Household vacuum cleaners and other floor care machines (including parts and attachments).....	12	430114	06/07	125.255	130.500	130.085	131.314	131.314
Electric housewares and fans.....	12	44		146.251	146.281	146.241	146.264	147.189
Parts and attachments for small electric household appliances, including fan parts.....	12	4403	12/82	197.705	197.705	197.705	197.705	197.705
Parts and attachments for small electric household appliances, including fan parts.....	12	440311	12/82	197.705	197.705	197.705	197.705	197.705
Small electric household appliances, including fans.....	12	4404	05/21	116.634	116.658	116.626	116.644	117.385
Small electric household appliances, including fans.....	12	440401	05/21	116.634	116.658	116.626	116.644	117.385
Portable residential lighting fixtures, including parts and accessories.....	12	45		287.821	295.405	295.456	295.441	295.446
Portable residential lighting fixtures, including parts and accessories.....	12	4501		287.821	295.405	295.456	295.441	295.446
Portable residential lighting fixtures, including parts and accessories.....	12	450135	06/98	193.990	199.102	199.136	199.126	199.130
Home electronic equipment.....	12	5		61.861	62.278	62.278	62.278	62.278
Speakers and commercial sound equipment.....	12	57	12/03	135.712	137.664	137.664	137.664	137.664
Speakers and commercial sound equipment.....	12	5707	12/03	135.712	137.664	137.664	137.664	137.664
Speakers and commercial sound equipment.....	12	570708	12/03	135.712	137.664	137.664	137.664	137.664
Other home electronic equipment.....	12	58	06/04	114.837	114.837	114.837	114.837	114.837
Other home electronic equipment, including television receivers and automotive A/V equipment.....	12	5803	01/17	119.037	119.037	119.037	119.037	119.037
All other consumer audio and video equipment, excluding TV receivers and automotive A/V equip.....	12	580301	06/04	105.704	105.704	105.704	105.704	105.704
Other household durable goods.....	12	6		239.657	242.642	243.472	243.402	242.161
Vitreous china, fine earthenware, and other pottery products.....	12	61		321.579	321.579	321.579	321.579	323.927
Vitreous china, porcelain, and earthenware table and kitchenware and other pottery products.....	12	6101		321.534	321.534	321.534	321.534	323.881
Vitreous china, porcelain, and earthenware (semivitreous) table and kitchenware.....	12	610104	06/08	142.412	142.412	142.412	142.412	142.412
All other pottery products (including china decorated for the trade).....	12	610105	06/08	159.258	159.258	159.258	159.258	160.612
Mirrors (decorated and undecorated).....	12	65		204.412	218.946	221.829	219.688	212.745
Mirrors (decorated and undecorated), made from purchased glass.....	12	6501		204.412	218.946	221.829	219.688	212.745
Mirrors (decorated and undecorated), made from purchased glass.....	12	650104	12/04	131.673	141.036	142.892	141.514	137.041
Lawn/garden equipment.....	12	66		179.658	179.761	179.761	180.316	180.344

See footnotes at end of table.

Table 9. Producer price indexes for commodity and service groupings and individual items, not seasonally adjusted — Continued
 [May 2023, Index base 1982=100, unless otherwise indicated]

Title	Commodity code		Other index base	Unadjusted index ¹				
	Group code	Item code		Jan. 2023	Feb. 2023 ^P	Mar. 2023 ^P	Apr. 2023 ^P	May 2023 ^P
Parts and attachments for consumer lawn, garden, and snow equipment.....	12	6605	12/82	234.002	235.309	235.309	235.821	236.189
Parts and attachments for consumer lawn, garden, and snow equipment.....	12	660503	06/03	158.106	158.988	158.988	159.334	159.583
Consumer lawn, garden, and snow equipment.....	12	6607	05/18	119.583	119.585	119.585	119.966	119.966
Consumer lawn, garden, and snow equipment.....	12	660701	05/18	119.583	119.585	119.585	119.966	119.966
Consumer riding lawn, garden, and snow equipment.....	12	6607011	06/03	133.432	133.429	133.429	133.429	133.429
Consumer nonriding lawn, garden, and snow equipment.....	12	6607012	06/03	129.063	129.070	129.070	129.924	129.924
Cutlery, flatware (except precious), razors and razor blades.....	12	67		271.572	274.391	274.567	274.567	274.567
Cutlery, flatware (except precious), razors and razor blades.....	12	6701		271.572	274.391	274.567	274.567	274.567
Cutlery, scissors, shears, trimmers, and snips.....	12	670141	12/83	281.736	283.829	284.238	284.238	284.238
Metal kitchen utensil, pots, and pans.....	12	68		305.877	305.444	308.923	308.923	308.923
Metal kitchen utensil, pots, and pans.....	12	6801		305.877	305.444	308.923	308.923	308.923
Stamped and spun kitchen utensils, aluminum.....	12	680101		288.210	288.210	291.971	291.971	291.971
Window shades, blinds, and accessories.....	12	69	06/84	295.811	295.811	295.962	295.965	295.866
Window shades, blinds, and accessories.....	12	6901	06/84	295.811	295.811	295.962	295.965	295.866
Window shades and window shade accessories and rollers.....	12	690101	06/84	360.532	360.532	360.532	360.539	360.539
Other shades and blinds, including curtain and drapery fixtures, poles, & rods.....	12	690103	06/84	224.096	224.096	224.096	224.096	223.814
Nonmetallic mineral products.....	13	—		323.542	326.467	327.653	327.007	327.128
Glass.....	13	1		179.356	184.510	184.470	184.578	183.037
Flat glass.....	13	11		167.328	173.140	173.090	173.218	171.254
Specialty glass.....	13	1107		199.598	208.761	208.883	208.612	206.612
Specialty glass.....	13	110703	06/11	145.527	152.208	152.297	152.100	150.641
Other glass products, made by flat glass producers.....	13	1107034	06/11	161.646	161.713	161.713	161.713	161.713
Flat glass (float, sheet, and plate process).....	13	1108	12/22	95.794	95.461	95.135	95.903	94.216
Flat glass (float, sheet, and plate process).....	13	110811	12/22	95.794	95.461	95.135	95.903	94.216
Other finished glassware.....	13	13	06/83	197.317	198.672	198.683	198.686	199.255
Pressed and blown glassware.....	13	1301	06/83	200.455	201.832	201.843	201.845	202.424
Machine-made pressed & blown table, kitchen, art, & novelty glassware.....	13	130116	12/11	154.633	154.633	154.633	154.633	154.633
All other machine-made pressed and blown glassware.....	13	130117	12/11	123.600	125.480	125.480	125.484	125.638
Handmade pressed and blown glassware.....	13	130118	12/11	120.599	121.228	121.434	121.434	130.358
Concrete ingredients and related products.....	13	2		396.030	400.260	400.492	400.828	401.656
Construction sand, gravel, and crushed stone.....	13	21		448.834	453.383	453.428	453.798	454.924
Construction sand, gravel and crushed stone.....	13	2101		448.834	453.383	453.428	453.798	454.924
Construction sand and gravel (run of pit/bank, washed, screened, etc.)..	13	210120	12/11	167.742	169.024	168.266	170.012	171.335
Construction sand and gravel, Northeast.....	13	2101201	12/12	179.598	179.598	179.598	180.785	179.548
Construction sand and gravel, Midwest.....	13	2101202	12/12	180.624	183.669	181.320	186.034	189.459
Construction sand and gravel, West.....	13	2101204	12/12	169.493	170.883	170.407	171.564	173.221
Crushed and broken stone.....	13	210121		443.210	448.210	449.193	447.609	447.629
Crushed and broken limestone.....	13	2101212	12/11	172.739	175.097	175.671	175.221	175.223
Crushed and broken granite.....	13	2101213	12/11	166.194	166.293	165.690	169.827	169.862
Bituminous limestone, sandstone, & other crushed & broken stone. ..	13	2101219	12/11	147.202	149.227	149.869	143.999	143.999
Cement, hydraulic.....	13	22		325.213	329.152	329.757	330.055	330.377
Cement, hydraulic.....	13	2201		325.213	329.152	329.757	330.055	330.377
Cement, hydraulic.....	13	220161	06/89	318.289	322.144	322.737	323.028	323.344
Concrete products.....	13	3		355.350	356.860	359.962	361.358	364.160
Concrete block and brick.....	13	31		353.043	354.227	355.333	359.077	359.231
Structural concrete block.....	13	3111		367.168	371.383	370.879	374.852	375.403
Structural concrete block.....	13	311135	12/87	299.651	303.091	302.679	305.922	306.371
Structural concrete block, lightweight units (weighing less than 105 lb/cubic ft.) (dry weight).....	13	3111351	12/11	162.354	163.455	163.034	166.048	166.048
Structural concrete block, mediumweight units (weighing 105 - 124 lb/cubic ft.) (dry weight).....	13	3111352	12/11	170.291	170.501	170.501	171.595	172.998
Structural concrete block, normalweight units (weighing 125 lb or more/cubic ft.) (dry weight).....	13	3111353	12/11	152.373	155.540	155.425	156.185	156.185
Decorative concrete block.....	13	3121		308.954	308.954	310.499	313.371	313.371
Decorative concrete block (including screen, split, slump, shadowal block, etc.).....	13	312101		308.954	308.954	310.499	313.371	313.371
Concrete brick.....	13	3131		321.289	321.289	322.831	327.003	327.003
Concrete brick.....	13	313101		321.289	321.289	322.831	327.003	327.003
Concrete pavers.....	13	3141		298.515	298.515	300.025	303.088	303.088
Concrete pavers (including grid, interlocking, etc.).....	13	314101		298.515	298.515	300.025	303.088	303.088
Concrete pipe.....	13	32		348.002	348.796	350.751	350.751	352.265
Concrete pipe.....	13	3201		348.002	348.796	350.751	350.751	352.265
Concrete pipe.....	13	320108	12/86	303.887	304.580	306.287	306.287	307.609

See footnotes at end of table.

Table 9. Producer price indexes for commodity and service groupings and individual items, not seasonally adjusted — Continued
 [May 2023, Index base 1982=100, unless otherwise indicated]

Title	Commodity code		Other index base	Unadjusted index ¹				
	Group code	Item code		Jan. 2023	Feb. 2023 ^P	Mar. 2023 ^P	Apr. 2023 ^P	May 2023 ^P
Concrete storm sewer pipe.....	13	3201082	12/11	209.403	209.913	211.334	211.334	212.354
Concrete pipe, except concrete culvert and storm sewer pipe.....	13	3201083	12/11	152.306	152.542	152.542	152.542	152.822
Ready-mix concrete.....	13	33		350.112	351.997	355.235	356.675	360.594
Ready-mix concrete.....	13	3301		350.112	351.997	355.235	356.675	360.594
Ready-mix concrete.....	13	330101		350.112	351.997	355.235	356.675	360.594
Northeast region ready-mix concrete.....	13	330101A	12/12	151.195	154.031	156.785	159.309	157.055
Midwest region ready-mix concrete.....	13	330101B	12/12	158.117	158.455	161.161	161.405	164.417
South region ready-mix concrete.....	13	330101C	12/12	158.056	158.977	160.098	160.265	162.307
West region ready-mix concrete.....	13	330101D	12/12	171.713	172.141	172.616	173.730	175.693
Precast concrete products.....	13	34		372.528	373.756	378.099	378.349	379.990
Precast concrete products.....	13	3401		372.528	373.756	378.099	378.349	379.990
Precast concrete products.....	13	340106	12/86	328.648	329.732	333.563	333.783	335.231
Precast concrete slabs and tile, roof and floor units.....	13	3401061	12/11	163.359	168.295	168.295	168.295	168.295
Precast concrete architectural wall panels.....	13	3401062	12/11	182.257	182.257	182.284	182.156	183.204
Burial vaults and boxes, precast concrete.....	13	3401063	12/11	161.218	161.218	161.218	161.218	161.218
Precast concrete products (excl burial vaults and boxes, slabs and tile, and arch. wall panels).....	13	3401064	12/11	167.986	168.226	170.901	171.077	171.909
Prestressed concrete products.....	13	35		354.315	353.168	353.644	356.007	355.348
Prestressed concrete products.....	13	3501		354.315	353.168	353.644	356.007	355.348
Prestressed concrete products.....	13	350107	12/86	361.578	360.406	360.893	363.304	362.632
Prestressed concrete bridge beams and solid and hollow cored slabs and panels.....	13	3501071	12/07	249.145	249.108	248.094	247.385	246.535
Prestressed concrete bridge beams.....	13	35010711	12/07	205.580	204.739	204.109	204.109	204.398
Prestressed concrete solid and hollow cored slabs and panels.....	13	35010712	12/07	296.831	299.579	297.658	294.798	290.370
Prestressed concrete products (excl bridge beams and solid and hollow cored slabs and panels).....	13	3501072	12/07	127.780	126.893	127.895	130.205	130.205
Clay construction products ex. refractories.....	13	4		224.086	226.428	225.731	227.616	230.296
Brick and structural clay tile.....	13	42	12/84	243.042	251.220	253.123	253.123	253.572
Building or common brick.....	13	4201	12/84	239.925	248.100	249.936	249.936	250.385
Building or common brick.....	13	420101	12/84	239.925	248.100	249.936	249.936	250.385
Glazed brick and other brick (paving, floor, and sewer).....	13	4202	12/84	291.240	291.240	297.638	297.638	297.638
Glazed brick and other brick (paving, floor, and sewer).....	13	420201	12/84	291.240	291.240	297.638	297.638	297.638
Clay floor and wall tile, glazed and unglazed.....	13	44		138.295	136.548	133.513	136.040	139.363
Clay floor and wall tile, glazed and unglazed (including quarry tile and ceramic mosaic tile).....	13	4401		138.295	136.548	133.513	136.040	139.363
Clay floor and wall tile, glazed and unglazed (including quarry tile and ceramic mosaic tile).....	13	440131		138.296	136.549	133.514	136.041	139.364
Structural clay products, n.e.c.....	13	45		333.970	333.970	353.091	353.091	353.091
Structural clay products, n.e.c.....	13	4501		333.970	333.970	353.091	353.091	353.091
All other structural clay products, excluding clay refractories.....	13	450199	12/85	283.355	283.355	303.361	303.361	303.361
Refractories.....	13	5		345.725	346.871	345.877	345.975	347.491
Clay refractories.....	13	52		389.605	389.605	389.605	389.605	389.605
Clay refractories.....	13	5201		389.605	389.605	389.605	389.605	389.605
Clay refractories.....	13	520181	12/04	218.832	218.832	218.832	218.832	218.832
Nonclay refractories.....	13	53		309.624	313.546	310.145	310.478	315.665
Nonclay refractories (excluding dead-burned magnesia).....	13	5301		309.624	313.546	310.145	310.478	315.665
Nonclay refractories (excluding dead-burned magnesia).....	13	530112	12/04	203.096	205.669	203.438	203.656	207.059
Asphalt felts and coatings.....	13	6		323.760	323.100	323.530	329.265	331.762
Prepared asphalt and tar roofing and siding products.....	13	61		327.686	326.815	327.120	334.544	337.298
Prepared asphalt and tar roofing and siding products.....	13	6101		327.686	326.815	327.120	334.544	337.298
Prepared asphalt and tar roofing and siding products.....	13	610131	12/03	298.005	297.213	297.490	304.242	306.747
Asphalt smooth-surfaced roll roofing and cap sheets, organic and fiberglass base.....	13	6101311	12/12	134.320	134.746	144.404	153.418	140.828
Asphalt mineral-surfaced roll roofing and cap sheets, organic and fiberglass base.....	13	6101312	12/11	169.842	170.632	170.632	170.632	191.663
Other prepared asphalt and tar products for roofing and siding.....	13	6101317	12/11	128.094	128.439	128.477	127.096	127.519
Roofing asphalts, pitches, coatings, and cement.....	13	62		263.987	264.254	265.126	263.346	264.479
Roofing asphalts, pitches, coatings, and cement.....	13	6201		263.987	264.254	265.126	263.346	264.479
Roofing asphalts, pitches, coatings, and cement.....	13	620121	06/84	250.053	250.306	251.133	249.446	250.519
Gypsum products.....	13	7		462.242	466.729	469.533	465.065	460.824
Gypsum products.....	13	71		462.242	466.729	469.533	465.065	460.824
Gypsum products.....	13	7101		462.242	466.729	469.533	465.065	460.824
Gypsum building materials.....	13	710102	12/93	354.792	358.909	361.482	357.382	353.490
Other gypsum products.....	13	710116	12/99	245.245	245.245	245.245	245.245	245.245
Glass containers.....	13	8		280.048	279.298	279.298	279.298	280.965

See footnotes at end of table.

Table 9. Producer price indexes for commodity and service groupings and individual items, not seasonally adjusted — Continued
 [May 2023, Index base 1982=100, unless otherwise indicated]

Title	Commodity code		Other index base	Unadjusted index ¹				
	Group code	Item code		Jan. 2023	Feb. 2023 ^P	Mar. 2023 ^P	Apr. 2023 ^P	May 2023 ^P
Glass containers.....	13	81		280.048	279.298	279.298	279.298	280.965
Glass containers (including value of packaging).....	13	8101		280.048	279.298	279.298	279.298	280.965
Glass containers (including value of packaging).....	13	810104	06/95	214.186	213.613	213.613	213.613	214.888
Other nonmetallic minerals.....	13	9		318.988	322.439	323.399	317.920	315.289
Insulation materials.....	13	92		264.893	266.120	267.723	267.607	267.585
Mineral wool for thermal and acoustical envelope insulation.....	13	9201		260.224	260.805	261.946	262.975	262.938
Mineral wool for thermal and acoustical envelope insulation.....	13	920105	06/07	198.285	198.728	199.598	200.382	200.354
Mineral wool for industrial, equipment, and appliance insulation.....	13	9202		228.892	230.768	232.721	231.125	231.125
Mineral wool for industrial, equipment, and appliance insulation.....	13	920201		228.892	230.768	232.721	231.125	231.125
Paving mixtures and blocks.....	13	94		407.655	416.466	416.110	393.837	387.734
Paving mixtures and blocks.....	13	9401		407.655	416.466	416.110	393.837	387.734
Paving mixtures and blocks.....	13	940113	12/03	287.604	293.820	293.569	277.855	273.549
Emulsified asphalt, including liquid additives.....	13	940113A	12/09	150.934	150.911	151.646	152.984	155.081
Other liquid asphalt and tar paving materials, including cut-backs.....	13	940113B	12/09	193.444	193.075	192.369	192.943	185.464
Asphalt and tar paving mixtures (excluding liquid).....	13	940113C	12/09	160.132	168.057	166.930	145.414	138.109
Cut stone and stone products.....	13	95	12/84	230.982	235.076	235.076	235.076	234.212
Cut stone and stone products.....	13	9501	12/84	230.982	235.076	235.076	235.076	234.212
Dressed dimension granite (including gneiss, syenite, diorite, and cut granite).....	13	950111	12/84	227.165	233.987	233.987	233.987	232.015
Dressed dimension limestone (including dolomite, travertine, calcareous, tufa, & cut limestone).....	13	950121	12/84	—	208.310	208.310	208.310	208.310
Dressed dimension marble and other stone.....	13	950151	12/04	154.479	154.751	154.751	154.751	155.264
Gaskets, packing, and sealing devices.....	13	98	12/85	242.434	242.434	242.651	242.778	244.067
Gaskets and gasketing material.....	13	9801	12/85	265.348	265.348	265.740	265.740	267.714
Nonmetallic gaskets and gasketing.....	13	980111	12/90	239.435	239.435	240.063	240.063	240.057
Metallic gaskets and machined seals.....	13	980112	12/90	207.523	207.523	207.523	207.523	211.068
Packing and sealing.....	13	9802	12/85	227.004	227.004	227.008	227.305	227.787
Compression packing.....	13	980211	12/90	259.095	259.095	259.095	259.095	259.095
Molded packing and sealing devices.....	13	980212	12/90	194.111	194.111	194.119	194.670	195.564
Rotary oil seals.....	13	980214	12/90	186.365	186.365	186.365	186.365	186.365
Nonmetallic minerals and products, n.e.c.....	13	99	06/82	295.423	295.748	298.593	301.872	298.100
Clay and stone mining and quarrying.....	13	9902	06/84	302.249	302.831	307.947	312.752	305.969
Ground or treated minerals and earths.....	13	990209	06/85	294.855	292.752	296.009	300.079	300.079
Treated lightweight aggregate and crushed slag, minerals and earths.....	13	9902094	12/14	155.156	155.156	155.156	157.305	—
Other minerals and earths, treated.....	13	9902096	12/14	85.933	84.745	86.978	88.558	88.558
Dimension stone mining and quarrying.....	13	990211	06/85	284.989	289.351	289.351	289.351	304.134
Clay, excluding kaolin and ball clay.....	13	990214	06/90	225.292	233.095	232.569	234.810	235.347
Bentonite.....	13	990214C	12/07	156.491	156.491	156.491	159.247	159.247
All other nonmetallic minerals, including talc and gypsum.....	13	990299	06/85	366.717	367.650	394.630	409.754	337.868
All other nonmetallic mineral products.....	13	9903	12/85	235.435	235.438	235.438	236.561	236.561
Other nonmetallic mineral products.....	13	990319	12/11	114.480	114.484	114.484	115.549	115.549
Transportation equipment.....	14	—		202.019	202.426	202.821	203.063	203.368
Motor vehicles and equipment.....	14	1		168.882	168.905	168.981	169.021	169.109
Motor vehicles.....	14	11		171.313	171.397	171.160	170.831	170.849
Passenger cars and chassis.....	14	1101		143.171	143.204	142.247	141.220	141.126
Passenger cars and chassis.....	14	110131	06/82	142.879	142.911	141.957	140.932	140.837
Motorcycles, including three-wheel motorbikes, motorscooters, mopeds, and parts.....	14	1104		198.498	198.498	203.065	203.065	203.065
Motorcycles, including three-wheel motorbikes, motorscooters, mopeds, and parts.....	14	110401		213.793	213.793	218.711	218.711	218.711
Trucks, truck tractors, & bus chassis 14,000 lb or less, incl. minivans & suvs.....	14	1105		199.113	199.102	198.904	198.680	198.680
Trucks, truck tractors, & bus chassis 14,000 lb or less, incl. minivans & suvs.....	14	110571	12/82	191.577	191.566	191.375	191.160	191.160
Trucks, over 14,000 lbs GVW.....	14	1106		244.170	245.547	245.557	245.806	246.398
Trucks, over 14,000 lbs GVW.....	14	110684	12/05	147.398	148.230	148.236	148.386	148.743
Truck, truck tractors, and bus chassis (chassis of own manufacture) 14,001 to 33,000 lbs.....	14	1106841	06/11	117.682	118.234	118.234	118.234	119.658
Buses, including military and firefighting vehicles (chassis of own manufacture).....	14	1106843	06/11	142.222	144.077	144.093	144.494	144.506
Motor vehicles parts.....	14	12		140.143	140.064	140.424	140.714	140.886
Motor vehicles parts.....	14	1205	12/03	125.584	125.513	125.835	126.095	126.249
Gasoline engines and engine parts, excl. carburetors, pistons, and valves.....	14	120501	12/03	133.491	133.314	133.338	133.582	133.934
Motor vehicle steering and suspension parts.....	14	120502	12/03	110.140	110.133	111.278	111.303	110.766
Motor vehicle transmission and power train.....	14	120503	12/03	122.352	122.378	122.721	122.141	122.357

See footnotes at end of table.

Table 9. Producer price indexes for commodity and service groupings and individual items, not seasonally adjusted — Continued
 [May 2023, Index base 1982=100, unless otherwise indicated]

Title	Commodity code		Other index base	Unadjusted index ¹				
	Group code	Item code		Jan. 2023	Feb. 2023 ^P	Mar. 2023 ^P	Apr. 2023 ^P	May 2023 ^P
Motor vehicle drive train components, except wheels and brakes, new.....	14	1205031	12/11	113.116	113.141	113.476	112.911	113.121
Motor vehicle transmissions except auxiliary and parts, new.....	14	12050310	06/12	113.829	114.290	114.286	114.282	114.282
Parts for manual and automatic transmissions, new.....	14	12050313	12/11	125.299	124.743	124.556	123.820	124.973
Other motor vehicle drive train components, except wheels and brakes, new.....	14	12050315	12/11	100.928	100.762	102.347	102.541	102.542
Motor vehicle drive train components, rebuilt.....	14	1205033	12/11	131.891	131.891	131.891	131.896	131.900
Motor vehicle brake systems.....	14	120504	12/03	143.858	143.511	144.260	148.656	148.665
Motor vehicle brake parts and assemblies, new.....	14	1205041	12/11	130.758	130.411	131.159	135.156	135.164
Motor vehicle drum brake assemblies and parts, new.....	14	1205041A	12/11	165.248	163.925	166.769	170.092	170.042
Other motor vehicle brake parts and assemblies, new.....	14	1205041B	12/11	118.210	118.147	118.289	118.436	118.477
Motor vehicle disc brake assemblies and parts, new.....	14	1205041C	12/11	129.790	129.790	129.790	141.578	141.578
Filters for internal combustion engines and motor vehicles.....	14	120505	12/03	160.162	160.162	160.162	161.800	162.596
Other motor vehicle parts.....	14	120508	12/03	115.442	115.687	116.463	116.767	116.910
Vehicle seating and interior trim.....	14	120511	06/04	115.010	114.752	114.778	114.756	114.891
Automobile trimmings.....	14	1205111	06/09	93.261	92.425	92.425	92.425	92.376
Seats for public conveyance and aircraft.....	14	1205113	06/09	119.610	119.907	119.971	119.916	120.337
Motor vehicle air conditioning systems and compressors.....	14	120512	12/11	102.155	101.489	101.469	101.234	101.523
Carburetors, pistons, piston rings, and valves.....	14	120513		205.315	208.304	208.635	209.593	209.651
Motor vehicle electrical and electronic equipment.....	14	120514		140.021	140.769	140.794	141.306	141.606
Vehicular lighting equipment.....	14	1205141		152.073	152.528	153.064	153.062	153.194
Other motor vehicle electrical and electronic equipment.....	14	1205142		142.073	142.922	142.819	143.479	143.832
Battery charging alternators, generators, and regulators.....	14	12051422	06/00	106.631	106.764	107.059	107.059	108.700
Parts for electrical and electronic engine equipment.....	14	12051424	06/00	96.647	96.647	96.649	97.940	97.940
All other miscellaneous non-engine electrical and electronic equipment.....	14	12051425	12/03	118.808	119.827	119.789	120.056	120.051
All other miscellaneous complete engine electrical equipment, including spark plugs.....	14	12051426	06/00	110.943	111.502	110.317	112.013	112.013
Truck and bus bodies.....	14	13	12/82	333.224	335.400	336.119	338.010	338.311
Truck and bus bodies sold separately.....	14	1301	12/82	338.840	341.625	342.479	345.104	345.104
Other truck and vehicle bodies, sold separately.....	14	13015	12/08	152.466	152.505	152.886	152.779	152.779
Dump truck bodies, sold separately.....	14	130151	12/08	186.699	184.235	177.997	177.997	177.997
All other truck and vehicle bodies, sold separately.....	14	130152	12/08	147.832	148.605	151.074	150.903	150.903
Service truck bodies, sold separately.....	14	130153	09/15	138.393	138.603	138.607	138.680	138.680
Complete vehicles on purchased chassis.....	14	1302	12/82	324.209	324.858	325.240	325.279	326.359
Buses and firefighting vehicles, complete, produced on purchased chassis.....	14	13027	12/08	127.993	128.144	128.298	128.298	128.410
Buses and firefighting vehicles, complete, produced on purchased chassis.....	14	130275	12/08	127.993	128.144	128.298	128.298	128.410
Other trucks and vehicles, complete, produced on purchased chassis, except upfitting trucks.....	14	130294	09/15	140.794	141.616	142.004	142.067	143.643
Truck trailers.....	14	14		332.067	329.952	329.997	331.704	331.120
Truck trailers.....	14	1406	12/86	321.914	319.863	319.907	321.562	320.996
Truck trailers and chassis, axle rating 10,000 lb or more.....	14	140602	12/86	313.029	310.923	310.899	312.579	312.049
Truck trailers and chassis, axle rating less than 10,000 lb.....	14	140603	12/11	212.354	211.812	212.323	212.901	212.383
Motor homes, built on purchased chassis.....	14	15	06/84	215.238	216.308	216.308	216.308	216.308
Motor homes, built on purchased chassis.....	14	1501	06/84	215.238	216.308	216.308	216.308	216.308
Motor homes, built on purchased chassis.....	14	150101	06/84	215.238	216.308	216.308	216.308	216.308
Travel trailers and campers.....	14	16	06/84	297.274	297.274	297.435	297.435	297.435
Travel trailers.....	14	1601	06/84	284.418	284.418	284.555	284.555	284.555
Travel trailers.....	14	160101	06/84	284.418	284.418	284.555	284.555	284.555
Conventional travel trailers.....	14	1601016	12/11	168.729	168.729	168.858	168.858	168.858
Camping trailers, campers, pick-up covers, and parts.....	14	1602	06/84	336.246	336.246	336.518	336.518	336.518
Camping trailers, campers, pick-up covers, and parts.....	14	160201	06/84	336.246	336.246	336.518	336.518	336.518
Other parts and components, excluding appliances and furnishings.....	14	1602013	12/11	196.082	196.082	196.082	196.082	196.082
Truck campers, caps, box covers, and fold-down camping trailers.....	14	1602014	06/14	145.276	145.276	145.630	145.630	145.630
Aircraft and aircraft equipment.....	14	2		300.486	302.758	304.399	305.591	306.727
Aircraft.....	14	21		334.534	336.172	338.017	339.731	341.645
Civilian aircraft.....	14	2102	12/85	322.581	324.803	327.306	329.566	332.163
Civilian aircraft.....	14	210206	12/03	174.665	175.868	177.223	178.447	179.853
Military aircraft.....	14	2104	06/13	104.610	104.610	104.610	104.662	104.662
Military aircraft.....	14	210401	06/13	104.610	104.610	104.610	104.662	104.662
Aircraft engine and engine parts.....	14	23	12/85	248.833	249.953	250.071	250.775	250.985
Aircraft engine and engine parts.....	14	2301	12/85	248.833	249.953	250.071	250.775	250.985
Aircraft engine and engine parts.....	14	230101	12/85	248.833	249.953	250.071	250.775	250.985
Aeronautical services on aircraft engines.....	14	2301015	12/11	145.030	145.030	145.030	145.842	145.842
Aircraft engine parts and accessories.....	14	2301017	12/11	116.702	117.732	117.830	118.191	118.364
Parts and accessories for military aircraft engines.....	14	23010175	12/11	123.927	124.548	124.791	124.809	125.192

See footnotes at end of table.

Table 9. Producer price indexes for commodity and service groupings and individual items, not seasonally adjusted — Continued
 [May 2023, Index base 1982=100, unless otherwise indicated]

Title	Commodity code		Other index base	Unadjusted index ¹				
	Group code	Item code		Jan. 2023	Feb. 2023 ^P	Mar. 2023 ^P	Apr. 2023 ^P	May 2023 ^P
Parts and accessories for civilian aircraft engines.....	14	23010177	12/11	115.266	116.503	116.535	117.062	117.141
Other aircraft parts and equipment.....	14	25	06/85	202.112	206.026	208.033	208.267	208.267
Other aircraft parts and equipment.....	14	2501	06/85	202.112	206.026	208.033	208.267	208.267
Aircraft propellers and helicopter rotors.....	14	250102	06/08	161.229	161.229	161.229	161.229	161.229
Aircraft parts and auxiliary equipment.....	14	250103	06/08	120.783	123.319	124.619	124.771	124.771
Aircraft landing gear for civilian and military aircraft.....	14	2501032	06/08	186.970	186.970	186.970	186.970	186.970
Other aircraft subassemblies and parts for military aircraft.....	14	2501033	06/08	124.482	124.482	124.666	125.144	125.144
Other aircraft subassemblies and parts for civilian aircraft.....	14	2501034	06/08	111.057	114.001	115.484	115.590	115.590
Ships and boats.....	14	3		302.182	301.784	302.970	303.246	304.716
Ships.....	14	31	12/85	247.272	246.253	247.771	247.945	249.880
Military self-propelled ships, new construction.....	14	3102	06/96	148.927	148.071	148.071	148.217	148.217
Military self-propelled ships, new construction.....	14	310201	06/96	148.927	148.071	148.071	148.217	148.217
Nonmilitary self-propelled ships, new construction.....	14	3103	06/96	261.961	261.961	265.378	265.378	265.378
Nonmilitary self-propelled ships, new construction.....	14	310301	12/85	399.833	399.833	405.049	405.049	405.049
Boats.....	14	32		347.553	348.367	348.729	349.141	349.492
Outboard motorboats, including commercial and military (except sailboats and lifeboats).....	14	3201		397.442	398.198	398.606	399.151	399.292
Outboard motorboats, wood or metal, incl. comm. and military (exc. sailboats and lifeboats).....	14	320107	06/11	173.705	174.034	174.371	175.045	175.162
Outboard motorboats, plastics/fiberglass, incl. comm. and mil. (exc. sailboats and lifeboats).....	14	320108	06/11	166.703	167.021	167.109	167.109	167.139
Inboard motorboats, including commercial and military (except sailboats and lifeboats).....	14	3202		350.678	353.950	355.245	355.773	355.773
Inboard cabin cruisers, including commercial and military (except sailboats and lifeboats).....	14	320206	12/03	179.548	180.747	181.671	182.047	182.047
Other inboard motorboats, including commercial and military (except sailboats and lifeboats).....	14	320207	06/11	150.504	152.924	152.924	152.924	152.924
Inboard-outdrive boats, including commercial and military (except sailboats and lifeboats).....	14	3203		282.969	283.783	283.783	283.783	285.201
All other inboard-outdrive boats, incl. comm. and military (except sailboats and lifeboats).....	14	320310	12/03	162.012	162.426	162.426	162.426	163.238
All other boats (excluding military and commercial).....	14	3204		286.537	286.537	286.537	286.537	288.100
All other boats (excluding military and commercial).....	14	320406	12/03	162.304	162.304	162.304	162.304	163.189
Railroad equipment.....	14	4		212.860	213.003	214.710	214.684	214.684
Railroad cars and locomotives.....	14	44	05/22	100.054	100.054	100.899	100.899	100.899
Railroad cars and locomotives.....	14	4401	05/22	100.054	100.054	100.899	100.899	100.899
Railroad cars.....	14	440102	12/01	167.624	167.624	171.179	171.179	—
Railway maintenance of way equipment and parts.....	14	45	05/22	104.964	105.204	105.937	105.893	105.893
Railway maintenance of way equipment and parts.....	14	4501		210.577	211.060	212.530	212.442	212.442
Air brake and other brake equipment.....	14	450101	12/03	105.525	105.699	105.699	105.749	—
Railway maintenance of way & all other railroad and streetcar equipment, parts and accessories.....	14	450102	12/03	158.656	159.065	160.664	160.535	160.535
Transportation equipment, n.e.c.....	14	9	06/85	206.151	205.940	205.370	205.005	204.958
Transportation equipment, n.e.c.....	14	91	06/85	206.151	205.940	205.370	205.005	204.958
Other transportation equipment, incl. golf carts, vehicle trailers, and all-terrain vehicles.....	14	9111	06/85	206.151	205.940	205.370	205.005	204.958
Automobile and light truck trailers.....	14	911104	12/92	269.426	268.556	266.666	264.976	264.976
All other miscellaneous transportation equipment, including all-terrain vehicles.....	14	911105	06/85	162.298	162.310	162.192	162.271	162.234
All-terrain vehicles and parts.....	14	9111051	06/08	117.469	117.499	117.500	117.485	117.407
All other miscellaneous transportation equipment and parts.....	14	9111052	06/08	122.706	122.704	122.570	122.667	122.665
Miscellaneous products.....	15	—		333.413	334.967	335.724	335.602	339.424
Toys, sporting goods, small arms, etc.....	15	1		207.438	208.966	208.420	207.971	208.374
Toys, games, and children's vehicles.....	15	11		180.161	180.161	180.364	180.364	180.364
Toys, games, and children's vehicles.....	15	1101		180.161	180.161	180.364	180.364	180.364
Nonelectronic games and puzzles (excl. toys), and electronic toys (incl. parts).....	15	110152	06/85	148.512	148.512	148.512	148.512	148.512
Nonelectronic games and puzzles, including parts.....	15	1101521	12/07	118.500	118.500	118.500	118.500	118.500
Other nonelectronic toys, including parts.....	15	110154	06/85	204.998	204.998	204.998	204.998	204.998
Models, science & craft kits/supply, & collectors' miniatures.....	15	110155	06/85	274.043	274.043	274.043	274.043	274.043
Sporting and athletic goods.....	15	12		201.511	204.039	203.108	202.548	203.451
Sporting and athletic goods.....	15	1201		201.511	204.039	203.108	202.548	203.451
Golf equipment, excluding apparel and shoes.....	15	120127	12/85	160.856	167.617	167.676	167.776	167.675
Bicycles, adult tricycles, unicycles and parts.....	15	120182	12/84	172.657	172.657	162.481	156.177	158.139
Playground equipment.....	15	120185	12/98	365.963	365.963	365.963	365.963	378.917
Gymnasium and exercise equipment.....	15	120192	12/98	152.077	152.072	152.072	152.058	152.058
Other sporting and athletic goods.....	15	120193	12/85	174.726	175.895	175.895	175.895	175.895

See footnotes at end of table.

Table 9. Producer price indexes for commodity and service groupings and individual items, not seasonally adjusted — Continued
 [May 2023, Index base 1982=100, unless otherwise indicated]

Title	Commodity code		Other index base	Unadjusted index ¹				
	Group code	Item code		Jan. 2023	Feb. 2023 ^P	Mar. 2023 ^P	Apr. 2023 ^P	May 2023 ^P
Small arms and ammunition.....	15	13		314.076	314.076	314.076	313.591	312.965
Small arms.....	15	1301		256.574	256.574	256.574	256.574	256.574
Single barrel shotguns, other small firearms n.e.c., and parts & attachments for small arms.....	15	130128	06/13	106.563	106.563	106.563	106.563	106.563
Small arms ammunition.....	15	1302		422.013	422.013	422.013	420.202	417.865
Small arms cartridges and shells.....	15	130281	06/02	292.824	292.824	292.824	291.224	289.161
Other ammunition products.....	15	130282	12/22	—	—	101.331	101.331	—
Tobacco products, incl. stemmed & redried.....	15	2		1,197.741	1,220.683	1,220.971	1,222.387	1,242.997
Cigarettes, excluding electronic.....	15	21		1,510.574	1,542.510	1,542.510	1,542.510	1,570.166
Cigarettes, excluding electronic.....	15	2101		1,510.574	1,542.510	1,542.510	1,542.510	1,570.166
Cigarettes, excluding electronic.....	15	210105	12/04	290.310	296.448	296.448	296.448	301.763
Stemmed and redried tobacco.....	15	24	06/84	108.575	108.575	108.195	108.478	108.477
Stemmed and redried tobacco.....	15	2402	06/84	107.146	107.146	106.770	107.050	107.049
Stemmed and redried tobacco.....	15	240208	06/99	117.487	117.488	117.076	117.383	117.382
Tobacco, unstemmed leaf, redried before packing.....	15	2402081	12/11	109.904	109.904	109.211	109.728	109.726
Tobacco, stemmed.....	15	2402084	12/11	102.062	102.062	102.062	102.062	102.062
Other tobacco products.....	15	25	12/05	208.800	210.828	211.348	213.149	215.901
Other tobacco products.....	15	2501	12/05	208.800	210.828	211.348	213.149	215.901
Other tobacco products.....	15	250101	12/05	208.800	210.828	211.348	213.149	215.901
Cigars.....	15	2501011	12/11	124.305	124.305	124.305	129.926	129.926
Chewing and smoking tobacco.....	15	2501014	12/11	183.516	185.810	186.398	186.398	189.511
Notions.....	15	3		257.117	257.117	257.117	260.789	260.789
Fasteners, zippers, buttons, needles, pins, and buckles.....	15	32		263.164	263.164	263.164	266.923	266.923
Fasteners, zippers, buttons, needles, pins, and buckles.....	15	3201		263.164	263.164	263.164	266.923	266.923
Fasteners, zippers, buttons, needles, pins, and buckles (except precious metal).....	15	320100		263.164	263.164	263.164	266.923	266.923
Photographic equipment and supplies.....	15	4		166.033	162.986	166.087	165.291	170.566
Photographic supplies.....	15	42		195.922	191.310	196.004	194.799	202.470
Photographic supplies.....	15	4206	12/83	192.431	187.901	192.511	191.328	198.861
Photographic supplies.....	15	420601	12/83	192.431	187.901	192.511	191.328	198.861
Prepared photographic chemicals.....	15	4206011	12/07	105.041	105.480	106.214	106.226	106.226
Photographic sensitized film, plates, paper, & cloth.....	15	4206012	12/07	180.088	173.873	179.397	177.844	187.683
Photographic sensitized film, plates, paper, & cloth, silver-halide-type (excl X-ray).....	15	42060121	12/07	176.916	169.651	176.108	174.292	185.795
Photographic sensitized film, plates, paper & cloth, other than silver-halide-type (incl X-ray).....	15	42060122	12/07	164.567	164.567	164.567	164.567	164.567
Mobile homes.....	15	5		486.242	483.087	481.793	481.793	482.475
Manufactured homes (mobile homes), all sizes (incl. multisection).....	15	53		498.755	495.519	494.192	494.192	494.891
Manufactured mobile homes and nonresidential mobile buildings.....	15	5303	12/86	467.205	464.173	462.930	462.930	463.585
Manufactured homes (mobile homes), all width sizes (incl. multisection).....	15	530301	12/86	467.205	464.173	462.930	462.930	463.585
Medical, surgical & personal aid devices.....	15	6		198.399	198.322	198.892	198.392	199.405
Surgical and medical instruments.....	15	62	06/82	150.631	150.437	150.698	150.536	151.153
Surgical and medical instruments.....	15	6201	06/82	150.631	150.437	150.698	150.536	151.153
Surgical and medical instruments.....	15	620103	06/05	111.565	111.422	111.615	111.495	111.952
Surgical and medical catheters.....	15	6201031	12/11	92.702	92.162	92.369	91.980	91.980
Orthopedic and surgical instruments.....	15	6201033	06/12	114.792	114.859	115.504	115.504	116.238
Other surgical and medical apparatus and instruments, excluding parts.....	15	6201037	06/12	104.943	104.668	104.384	104.189	104.189
Parts for surgical and medical apparatus and instruments.....	15	6201038	06/12	112.899	112.899	114.131	114.131	113.788
Medical and surgical appliances and supplies.....	15	63	06/83	229.793	229.631	230.892	229.646	231.371
Medical and surgical appliances and supplies.....	15	6301	06/83	229.793	229.631	230.892	229.646	231.371
Medical and surgical appliances and supplies.....	15	630104	12/03	127.044	126.955	127.652	126.963	127.917
Artificial joints and limbs.....	15	6301041	12/11	107.488	106.359	107.641	103.700	—
Other orthopedic and prosthetic appliances.....	15	6301042	12/11	99.702	99.607	100.337	100.296	98.586
All other surgical and medical items.....	15	6301044	12/11	122.567	122.707	123.202	123.163	123.663
Ophthalmic goods.....	15	64	12/83	167.236	168.415	168.415	168.415	168.415
Ophthalmic goods.....	15	6401	12/83	167.236	168.415	168.415	168.415	168.415
Other ophthalmic goods and prescription ground eyeglass lenses.....	15	640108	12/11	—	—	126.328	—	—
Other industrial safety equipment.....	15	7		325.628	325.838	327.792	329.203	329.157
Personal safety equipment and clothing.....	15	71		325.628	325.838	327.792	329.203	329.157
Personal safety equipment and clothing.....	15	7108	06/04	152.521	152.620	153.535	154.196	154.174
Personal safety equipment and clothing.....	15	710802	06/04	152.521	152.620	153.535	154.196	154.174
Other miscellaneous products.....	15	9		248.710	248.204	249.229	249.677	254.163

See footnotes at end of table.

Table 9. Producer price indexes for commodity and service groupings and individual items, not seasonally adjusted — Continued
 [May 2023, Index base 1982=100, unless otherwise indicated]

Title	Commodity code		Other index base	Unadjusted index ¹				
	Group code	Item code		Jan. 2023	Feb. 2023 ^P	Mar. 2023 ^P	Apr. 2023 ^P	May 2023 ^P
Burial caskets.....	15	91		523.516	523.516	523.516	550.129	550.129
Burial caskets.....	15	9101		523.516	523.516	523.516	550.129	550.129
Burial caskets.....	15	910109	12/04	239.912	239.912	239.912	252.108	252.108
Metal burial caskets & coffins, completely lined & trimmed, adult sizes.....	15	9101091	12/11	167.766	167.766	167.766	179.216	179.216
Musical instruments.....	15	93		285.634	286.892	286.892	287.489	290.130
Musical instruments.....	15	9301		285.634	286.892	286.892	287.489	290.130
Nonelectronic pianos, organs, and nonelectronic piano and organ parts, excluding benches.....	15	930113	12/09	163.881	163.881	163.881	163.881	—
Other musical instruments and parts.....	15	930117	06/85	266.472	267.812	267.812	268.448	271.261
Other nonelectronic musical instruments.....	15	9301172	12/09	137.716	137.716	137.716	137.716	141.151
Other musical instrument parts & accessories, sold separately, excl. benches & instrument cases.....	15	9301173	12/09	138.295	—	—	—	—
Jewelry and jewelry products.....	15	94		263.136	260.938	262.607	266.451	267.977
Jewelry (gold and platinum) and silverware.....	15	9402		290.216	284.428	286.991	291.355	294.550
Jewelry, gold and platinum.....	15	940222	12/11	122.886	120.436	121.521	123.369	124.721
Costume jewelry and novelties.....	15	9404		233.542	235.634	235.634	238.228	238.228
Costume jewelry and novelties.....	15	940415	12/03	160.609	162.049	162.049	163.832	163.832
All other jewelry and personal goods (excluding costume).....	15	9407	06/07	155.706	156.216	155.546	157.598	157.694
All other jewelry and personal goods (excluding costume).....	15	940714	06/07	155.706	156.216	155.546	157.598	157.694
Jewelers' material and lapidary work.....	15	9408	12/08	166.227	167.106	171.180	174.791	174.073
Pens, pencils, and marking devices.....	15	95		220.818	223.013	226.387	226.387	226.387
Pens, markers, mechanical pencils, and associated parts.....	15	9502	12/85	204.920	209.118	219.628	219.628	219.628
Pens, markers, mechanical pencils, and associated parts.....	15	950210	12/85	204.920	209.118	219.628	219.628	219.628
Lead pencils, art goods, office supplies and small office equipment, excluding paper.....	15	9503	12/85	212.785	214.531	214.531	214.531	214.531
Lead pencils, art goods, office supplies and small office equipment, excluding paper.....	15	950307	12/85	212.785	214.531	214.531	214.531	214.531
Marking devices.....	15	9504	12/85	190.957	191.022	192.661	192.661	192.661
Marking devices.....	15	950406	12/05	133.888	133.933	135.083	135.083	135.083
Brooms and brushes.....	15	97		224.660	226.791	226.791	227.125	227.211
Brooms, brushes and mops.....	15	9705	12/85	215.073	217.114	217.114	217.433	217.516
Brooms, mops, and dusters.....	15	970501	12/85	249.204	249.361	249.361	249.361	249.361
Brooms.....	15	9705011	12/11	137.617	137.804	137.804	137.804	137.804
Mops and dusters, including refills.....	15	9705012	12/11	129.345	129.345	129.345	129.345	129.345
Paint and varnish brushes and rollers.....	15	970502	12/85	184.057	186.638	186.638	186.638	186.638
Paint and varnish brushes.....	15	9705021	12/11	122.589	123.894	123.894	123.894	123.894
Paint holders, pads, roller frames, and rollers.....	15	9705022	12/11	110.540	112.425	112.425	112.425	112.425
Other brushes, excl. paint and varnish brushes.....	15	970503	12/85	222.675	225.538	225.538	226.121	226.273
Personal brushes.....	15	9705031	12/11	104.179	104.179	104.179	104.878	104.878
Brushes, other than personal.....	15	9705032	12/11	139.153	142.088	142.088	142.088	142.243
Miscellaneous products, n.e.c.....	15	9A	12/85	250.848	250.059	251.065	250.406	257.139
Candles.....	15	9A01	12/85	202.754	202.754	202.754	202.754	202.754
Candles.....	15	9A0101	12/85	202.754	202.754	202.754	202.754	202.754
Signs and advertising displays.....	15	9A04	12/85	228.064	228.064	228.064	228.064	238.135
Non-electric signs and displays.....	15	9A0402	12/85	274.065	274.065	274.065	274.065	286.602
Electric signs and displays.....	15	9A0404	12/85	195.712	195.712	—	—	—
All other miscellaneous fabricated products and recyclable materials.....	15	9A09	12/85	302.675	300.018	303.405	301.187	302.479
Other miscellaneous fabricated products.....	15	9A0901	12/85	296.905	296.618	301.098	301.565	302.168
Reproduction of audio and video media and software.....	15	9D	12/03	127.246	127.426	126.805	126.805	127.031
Reproduction of audio and video media and software.....	15	9D01	12/03	127.246	127.426	126.805	126.805	127.031
Services²								
Transportation services.....	30	—	06/09	163.764	162.538	162.196	159.843	157.549
Transportation of freight and mail.....	30	1	06/09	168.740	167.967	166.132	163.238	161.329
Rail transportation of freight and mail.....	30	11	12/08	152.651	151.248	150.964	150.657	149.269
Rail transportation of freight and mail.....	30	1101	12/08	152.651	151.248	150.964	150.657	149.269
Rail transportation of freight and mail.....	30	110101	12/08	152.651	151.248	150.964	150.657	149.269
Truck transportation of freight.....	30	12	06/09	160.907	159.458	156.856	152.203	149.009
Local motor carrying.....	30	1201	06/09	142.658	142.017	136.384	136.277	128.517
Local motor carrying.....	30	120101	06/09	142.658	142.017	136.384	136.277	128.517
Long-distance motor carrying.....	30	1202	06/09	167.731	165.965	164.573	158.128	156.754
Long-distance motor carrying.....	30	120201	06/09	167.731	165.965	164.573	158.128	156.754
Water transportation of freight.....	30	13	06/09	164.957	167.037	163.022	161.976	166.679
Deep sea water transportation of freight.....	30	1301	12/08	166.910	172.187	167.146	165.233	165.181
Deep sea water transportation of freight.....	30	130101	12/08	166.910	172.187	167.146	165.233	165.181
Coastal and intercoastal water transportation of freight.....	30	1302	12/08	135.319	134.528	129.007	129.389	129.519

See footnotes at end of table.

Table 9. Producer price indexes for commodity and service groupings and individual items, not seasonally adjusted — Continued
 [May 2023, Index base 1982=100, unless otherwise indicated]

Title	Commodity code		Other index base	Unadjusted index ¹				
	Group code	Item code		Jan. 2023	Feb. 2023 ^P	Mar. 2023 ^P	Apr. 2023 ^P	May 2023 ^P
Coastal and intercoastal water transportation of freight.....	30	130201	12/08	135.319	134.528	129.007	129.389	129.519
Great Lakes-St Lawrence Seaway water transportation of freight.....	30	1303	12/08	150.183	149.406	149.178	147.820	144.042
Great lakes-St Lawrence Seaway water transportation of freight.....	30	130301	12/08	150.183	149.406	149.178	147.820	144.042
Inland waterways transportation of freight.....	30	1304	12/08	106.328	106.735	106.978	106.182	120.208
Inland waterways transportation of freight.....	30	130401	12/08	106.328	106.735	106.978	106.182	120.208
Air transportation of freight.....	30	14	12/08	122.906	123.775	120.280	120.696	120.394
Air transportation of freight.....	30	1401	12/08	122.906	123.775	120.280	120.696	120.394
Air transportation of freight, domestic.....	30	140102	01/16	114.804	116.067	115.032	115.156	114.534
Air transportation of freight, international.....	30	140103	01/16	101.065	101.125	95.004	95.730	95.978
Courier, messenger, and U.S. postal services.....	30	16	06/09	184.813	184.734	184.089	183.610	183.171
U.S. Postal Service.....	30	1601	06/89	281.250	281.250	281.250	281.250	281.250
Mailing services (market dominant services).....	30	160107	12/12	139.460	139.460	139.460	139.460	139.460
First class mail.....	30	1601071	06/89	248.819	248.819	248.819	248.819	248.819
Periodicals mail.....	30	1601072	06/89	330.638	330.638	330.638	330.638	330.638
Standard class mail.....	30	1601073	06/89	317.670	317.670	317.670	317.670	317.670
Package services mail.....	30	1601074	06/89	314.194	314.194	314.194	314.194	314.194
Special services and fees.....	30	1601075	06/89	333.232	333.232	333.232	333.232	333.232
Shipping services (competitive services).....	30	160108	12/12	171.832	171.832	171.832	171.832	171.832
Courier and messenger services, except air.....	30	1602	04/09	204.748	204.638	204.174	203.954	204.393
Courier and messenger services, except air.....	30	160201	04/09	204.748	204.638	204.174	203.954	204.393
Air mail and package delivery services, excluding by USPS.....	30	1603	04/09	241.831	241.639	239.183	237.123	233.972
Air mail and package delivery services, excluding by USPS.....	30	160301	04/09	241.831	241.639	239.183	237.123	233.972
Pipeline transportation.....	30	17	05/22	105.063	106.359	106.359	105.205	105.430
Pipeline transportation of petroleum products.....	30	1701	12/08	183.371	183.426	183.426	180.138	180.138
Pipeline transportation of crude petroleum.....	30	170101	12/08	199.977	199.977	199.977	193.237	193.237
Pipeline transportation of refined petroleum products.....	30	170102	12/08	165.646	165.752	165.752	165.752	165.752
Pipeline transportation of natural gas.....	30	1702	05/22	103.162	105.353	105.353	104.750	105.134
Pipeline transportation of natural gas.....	30	170201	05/22	103.162	105.353	105.353	104.750	105.134
Transportation of passengers (partial).....	30	2	06/09	146.432	143.490	148.769	148.435	144.668
Rail transportation of passengers.....	30	21	12/08	133.552	133.552	133.552	133.552	133.552
Rail transportation of passengers.....	30	2101	12/08	133.552	133.552	133.552	133.552	133.552
Rail transportation of passengers.....	30	210101	12/08	133.552	133.552	133.552	133.552	133.552
Airline passenger services.....	30	22	12/08	135.064	132.320	137.244	136.931	133.418
Airline passenger services.....	30	2201	12/08	135.064	132.320	137.244	136.931	133.418
Airline passenger services, domestic.....	30	220101	12/08	135.282	136.548	142.018	142.859	139.492
Airline passenger services, international.....	30	220102	12/08	130.793	118.701	122.204	119.191	115.432
Services related to transportation activities.....	31	—	06/09	133.875	133.298	130.759	129.004	128.347
Services related to water transportation.....	31	1	06/09	137.912	139.095	138.341	138.173	139.133
Towing, tugging, docking, and related services.....	31	11	03/09	141.988	144.160	142.774	142.733	145.271
Towing, tugging, docking and related services.....	31	1101	03/09	141.988	144.160	142.774	142.733	145.271
Towing, tugging, docking and related services.....	31	110101	03/09	141.988	144.160	142.774	142.733	145.271
Operation of port waterfront terminals.....	31	12	12/08	162.622	165.192	163.523	162.578	162.578
Operation of port waterfront terminals.....	31	1201	12/08	162.622	165.192	163.523	162.578	162.578
Operation of port waterfront terminals.....	31	120101	12/08	162.622	165.192	163.523	162.578	162.578
Marine cargo handling.....	31	13	12/08	129.880	129.897	129.898	129.898	130.055
Marine cargo handling.....	31	1301	12/08	129.880	129.897	129.898	129.898	130.055
Marine cargo handling.....	31	130101	12/08	129.880	129.897	129.898	129.898	130.055
Services related to air transportation.....	31	2	04/09	132.816	133.889	136.577	136.210	136.205
Other airport operations, excluding aircraft maintenance and repair.....	31	21	04/09	132.816	133.889	136.577	136.210	136.205
Other airport operations, excluding aircraft maintenance and repair.....	31	2101	04/09	132.816	133.889	136.577	136.210	136.205
Other airport operations, excluding aircraft maintenance and repair.....	31	210101	04/09	132.816	133.889	136.577	136.210	136.205
Other services related to transportation activities (partial).....	31	3	06/09	133.229	131.510	126.427	123.682	122.313
Arrangement of freight and cargo.....	31	31	12/08	140.599	137.648	128.846	123.549	121.126
Arrangement of freight and cargo.....	31	3101	12/08	140.599	137.648	128.846	123.549	121.126
Arrangement of freight and cargo.....	31	310101	12/08	140.599	137.648	128.846	123.549	121.126
Freight forwarding.....	31	32	12/08	112.299	112.188	111.947	112.457	112.454
Freight forwarding.....	31	3201	12/08	112.299	112.188	111.947	112.457	112.454
Freight forwarding.....	31	320101	12/08	112.299	112.188	111.947	112.457	112.454
Warehousing, storage, and related services.....	32	—	12/08	136.678	140.577	140.115	140.110	134.784
Warehousing, storage, and related services.....	32	1	12/08	136.678	140.577	140.115	140.110	134.784
Warehousing, storage, and related services.....	32	11	12/08	136.678	140.577	140.115	140.110	134.784
Warehousing, storage, and related services.....	32	1101	12/08	136.678	140.577	140.115	140.110	134.784

See footnotes at end of table.

Table 9. Producer price indexes for commodity and service groupings and individual items, not seasonally adjusted — Continued
 [May 2023, Index base 1982=100, unless otherwise indicated]

Title	Commodity code		Other index base	Unadjusted index ¹				
	Group code	Item code		Jan. 2023	Feb. 2023 ^P	Mar. 2023 ^P	Apr. 2023 ^P	May 2023 ^P
Warehousing, storage, and related services.....	32	110101	12/08	136.678	140.577	140.115	140.110	134.784
Publishing sales, excluding software.....	33	—	06/09	139.818	140.665	141.372	141.944	141.886
Book, periodical, and newspaper publishing sales and subscriptions.....	33	1	06/09	149.350	149.533	150.407	151.032	151.179
Sales of books.....	33	11		466.627	467.781	473.197	477.393	478.355
Sales of textbooks.....	33	1101		784.491	787.737	783.271	792.251	783.988
Sales of technical, scientific, and professional books.....	33	110101	06/88	501.015	503.088	500.236	505.971	500.694
Sales of technical, scientific, and professional books.....	33	1102		758.215	758.343	782.464	790.326	790.326
Sales of technical, scientific, and professional books.....	33	110201	06/88	592.185	592.284	611.123	617.264	617.264
Sales of religious books.....	33	1103		220.954	228.409	222.595	233.992	236.161
Sales of religious books.....	33	110301	06/88	167.695	173.353	168.941	177.590	179.236
Sales of general adult and juvenile books.....	33	1104		208.381	208.546	209.315	210.012	212.737
Sales of general adult and juvenile books.....	33	110402		208.381	208.546	209.315	210.012	212.737
Sales of general adult books.....	33	1104021	12/22	101.394	100.467	100.739	99.982	101.538
Sales of juvenile books.....	33	1104022	12/22	101.236	102.698	103.212	105.056	106.065
Sales of general reference books.....	33	1105		178.217	178.411	176.595	175.517	175.517
Sales of general reference books.....	33	110501	06/88	151.716	151.881	150.335	149.417	149.417
Sales and subscriptions of periodicals and newspapers.....	33	12	06/09	148.351	148.372	148.498	148.499	148.507
Sales and subscriptions of periodicals.....	33	1201	06/07	110.527	110.527	110.730	110.730	110.730
Sales and subscriptions of periodicals.....	33	120101	06/07	110.527	110.527	110.730	110.730	110.730
Newspaper subscription and single copy sales.....	33	1202		592.609	592.751	592.844	592.849	592.904
Newspaper subscription and single copy sales.....	33	120205		592.609	592.751	592.844	592.849	592.904
Newspaper subscriptions, print and online bundled.....	33	1202051	09/15	195.701	196.263	196.634	196.653	196.873
Newspaper subscriptions, print only.....	33	1202052	09/15	178.175	178.175	178.175	178.175	178.175
Greeting card publishing sales.....	33	3	12/85	239.981	239.782	239.822	239.504	239.504
Greeting card publishing sales.....	33	31	12/85	239.981	239.782	239.822	239.504	239.504
Greeting card publishing sales.....	33	3101	12/85	239.981	239.782	239.822	239.504	239.504
Greeting card publishing sales.....	33	310101	12/85	239.981	239.782	239.822	239.504	239.504
Calendars, yearbooks, and other miscellaneous publishing sales.....	33	4	12/89	216.134	216.369	216.503	216.655	217.099
Calendars, yearbooks, and other miscellaneous publishing sales.....	33	41	12/89	216.134	216.369	216.503	216.655	217.099
Calendars, yearbooks, and other miscellaneous publishing sales.....	33	4101	12/89	216.134	216.369	216.503	216.655	217.099
Calendars, yearbooks, and other miscellaneous publishing sales.....	33	410101	12/89	216.134	216.369	216.503	216.655	217.099
Directory, mailing list, and related compilations publishing sales.....	33	6	12/22	101.360	104.029	104.482	105.069	104.428
Directory, mailing list, and related compilations publishing sales.....	33	61	12/22	101.360	104.029	104.482	105.069	104.428
Directory, mailing list, and related compilations publishing sales.....	33	6101	12/22	101.360	104.029	104.482	105.069	104.428
Directory, mailing list, and related compilations publishing sales.....	33	610101	12/22	101.360	104.029	104.482	105.069	104.428
Software publishing.....	34	—	06/09	95.287	96.290	96.312	96.116	96.456
System software publishing.....	34	1	05/22	101.403	104.145	103.747	103.728	103.732
System software publishing.....	34	11	05/22	101.403	104.145	103.747	103.728	103.732
System software publishing.....	34	1101	05/22	101.403	104.145	103.747	103.728	103.732
System software publishing.....	34	110101	05/22	101.403	104.145	103.747	103.728	103.732
Application software publishing.....	34	2	06/09	105.367	104.620	105.112	104.685	105.457
Application software publishing.....	34	21	06/09	105.367	104.620	105.112	104.685	105.457
Desktop and portable device application software publishing.....	34	2101	12/08	106.236	103.985	103.987	101.481	104.565
Desktop and portable device application software publishing.....	34	210101	12/08	106.236	103.985	103.987	101.481	104.565
Application software publishing, cross-industry, vertical market, utilities, and other.....	34	2103	12/08	113.119	114.312	115.162	115.779	116.278
Application software publishing, cross-industry, vertical market, utilities, and other.....	34	210301	12/08	113.119	114.312	115.162	115.779	116.278
Application software publishing, game software.....	34	2104	12/13	88.050	85.051	85.534	86.185	83.510
Application software publishing, game software.....	34	210401	12/13	88.050	85.051	85.534	86.185	83.510
Network compensation from broadcast and cable television and radio.....	35	—	06/09	158.781	157.477	159.277	159.277	159.687
Affiliate agreements, programming sales, and retransmission fees for cable and broadcast tv.....	35	1	06/09	159.407	159.407	159.407	159.407	159.950
Affiliate agreements, programming sales, and retransmission fees for cable and broadcast tv.....	35	11	06/09	159.407	159.407	159.407	159.407	159.950
Affiliate agreements, programming sales, and retransmission fees for cable and broadcast tv.....	35	1101	12/08	162.365	162.365	162.365	162.365	162.917
Affiliate agreements, programming sales, and retransmission fees for cable and broadcast tv.....	35	110101	12/08	162.365	162.365	162.365	162.365	162.917
Affiliate agreements, programming sales, and retransmission fees for radio.....	35	2	06/09	159.584	154.136	161.654	161.654	161.654
Affiliate agreements, programming sales, and retransmission fees for radio.....	35	21	06/09	159.584	154.136	161.654	161.654	161.654
Affiliate agreements, programming sales, and network compensation for radio.....	35	2101	12/08	159.315	153.876	161.381	161.381	161.381

See footnotes at end of table.

Table 9. Producer price indexes for commodity and service groupings and individual items, not seasonally adjusted — Continued
 [May 2023, Index base 1982=100, unless otherwise indicated]

Title	Commodity code		Other index base	Unadjusted index ¹				
	Group code	Item code		Jan. 2023	Feb. 2023 ^P	Mar. 2023 ^P	Apr. 2023 ^P	May 2023 ^P
Affiliate agreements, programming sales, and network compensation for radio.....	35	210101	12/08	159.315	153.876	161.381	161.381	161.381
Advertising space and time sales.....	36	—	06/09	97.227	95.599	95.220	95.861	95.858
Advertising space sales in periodicals, newspapers, directories, and mailing lists.....	36	1	06/09	102.347	102.971	103.856	103.856	103.856
Advertising space sales in periodicals and newspapers.....	36	11	06/09	101.634	102.362	103.394	103.394	103.394
Advertising space sales in periodicals.....	36	1101		456.396	457.456	466.352	466.352	466.352
Advertising space sales in newspapers.....	36	1102		357.679	362.349	361.910	361.910	361.910
Advertising space sales in newspapers, print only.....	36	110203	09/15	85.749	86.869	86.764	86.764	86.764
Advertising space sales in directories and mailing lists.....	36	12	12/08	110.699	110.699	110.699	110.699	110.699
Print advertising space sales in directories and mailing lists.....	36	1201	12/08	110.699	110.699	110.699	110.699	110.699
Print advertising space sales in directories and mailing lists.....	36	120101	12/08	110.699	110.699	110.699	110.699	110.699
Television advertising time sales.....	36	2	06/09	94.425	86.769	85.465	88.011	87.142
Television advertising time sales.....	36	21	06/09	94.425	86.769	85.465	88.011	87.142
Broadcast and network television advertising time sales.....	36	2101	12/08	81.323	78.645	79.484	80.063	76.470
Broadcast and network television advertising time sales.....	36	210101	12/08	81.323	78.645	79.484	80.063	76.470
Cable network advertising time sales.....	36	2102	12/08	96.052	84.628	81.170	85.714	87.545
Cable network advertising time sales.....	36	210201	12/08	96.052	84.628	81.170	85.714	87.545
Local cable system advertising time sales.....	36	2103	12/08	81.550	73.245	73.245	73.245	73.245
Local cable system advertising time sales.....	36	210301	12/08	81.550	73.245	73.245	73.245	73.245
Radio advertising time sales.....	36	3	03/09	88.460	97.256	95.776	94.663	99.136
Radio advertising time sales.....	36	31	03/09	88.460	97.256	95.776	94.663	99.136
Radio advertising time sales.....	36	3101	03/09	88.460	97.256	95.776	94.663	99.136
Radio advertising time sales.....	36	310101	03/09	88.460	97.256	95.776	94.663	99.136
Internet advertising sales.....	36	6	12/22	100.526	100.517	100.505	100.466	100.447
Internet advertising sales.....	36	61	12/22	100.526	100.517	100.505	100.466	100.447
Internet advertising sales.....	36	6101	12/22	100.526	100.517	100.505	100.466	100.447
Internet advertising sales.....	36	610101	12/22	100.526	100.517	100.505	100.466	100.447
Telecommunication, cable, and internet user services.....	37	—	06/09	111.203	111.358	112.095	112.234	111.864
Wired telephone services.....	37	1	06/09	119.659	120.481	120.752	121.769	122.514
Residential wired telephone services.....	37	11	06/09	152.215	152.570	153.213	155.205	157.650
Local residential wired telephone service.....	37	1101	12/08	153.832	154.250	155.326	156.456	157.927
Local residential wired telephone service.....	37	110101	12/08	153.832	154.250	155.326	156.456	157.927
Long distance residential wired telephone service.....	37	1102	03/09	150.647	150.910	150.871	154.357	158.491
Long distance residential wired telephone service.....	37	110201	03/09	150.647	150.910	150.871	154.357	158.491
All-distance residential wired telephone service.....	37	1103	12/11	141.433	141.533	141.576	142.143	142.958
All-distance residential wired telephone service.....	37	110301	12/11	141.433	141.533	141.576	142.143	142.958
Business wired telephone services.....	37	12	06/09	101.435	102.622	102.762	103.487	103.548
Local business wired telephone service.....	37	1201	12/08	126.785	127.511	130.782	131.620	131.247
Local business wired telephone service.....	37	120101	12/08	126.785	127.511	130.782	131.620	131.247
Long distance business wired telephone and other toll service.....	37	1202	04/09	100.519	100.755	98.872	100.433	100.114
Long distance business wired telephone and other toll service.....	37	120201	04/09	107.860	108.113	106.092	107.768	107.425
Private line wired telephone service.....	37	1204	12/11	93.617	95.611	95.585	95.791	96.302
Private line wired telephone service.....	37	120401	12/11	93.617	95.611	95.585	95.791	96.302
All-distance business wired telephone service (partial).....	37	1205	05/22	99.802	100.318	100.289	100.839	99.173
All-distance business wired telephone service.....	37	120501	05/22	99.802	100.318	100.289	100.839	99.173
Other telephone services.....	37	13	12/08	102.994	102.994	102.994	102.994	102.994
Other wired telephone services.....	37	1301	12/08	102.994	102.994	102.994	102.994	102.994
Other wired telephone services.....	37	130104	12/08	102.329	102.329	102.329	102.329	102.329
Wireless telecommunication services.....	37	2	06/09	65.994	65.935	65.935	65.942	65.936
Cellular phone and other wireless telecommunication services.....	37	21	03/09	64.472	64.414	64.415	64.422	64.416
Cellular phone and other wireless telecommunication services.....	37	2101	03/09	64.472	64.414	64.415	64.422	64.416
Cellular phone and other wireless telecommunication services.....	37	210101	03/09	64.472	64.414	64.415	64.422	64.416
Cable and satellite subscriber services.....	37	3	12/08	160.774	163.003	166.136	166.372	166.172
Cable and satellite subscriber services.....	37	31	12/08	160.774	163.003	166.136	166.372	166.172
Cable and satellite subscriber services.....	37	3101	12/08	160.774	163.003	166.136	166.372	166.172
Cable and satellite subscriber services.....	37	310101	12/08	160.774	163.003	166.136	166.372	166.172
Internet access services.....	37	4	03/09	91.141	91.401	92.146	91.976	91.554
Internet access services.....	37	41	03/09	91.141	91.401	92.146	91.976	91.554
Residential Internet access services.....	37	4102	12/11	89.394	89.614	89.609	89.380	89.121
Residential Internet access services.....	37	410201	12/11	89.394	89.614	89.609	89.380	89.121
Business Internet access services.....	37	4103	12/11	97.123	97.493	100.298	100.286	99.412

See footnotes at end of table.

Table 9. Producer price indexes for commodity and service groupings and individual items, not seasonally adjusted — Continued
 [May 2023, Index base 1982=100, unless otherwise indicated]

Title	Commodity code		Other index base	Unadjusted index ¹				
	Group code	Item code		Jan. 2023	Feb. 2023 ^P	Mar. 2023 ^P	Apr. 2023 ^P	May 2023 ^P
Business Internet access services.....	37	410301	12/11	97.123	97.493	100.298	100.286	99.412
Bundled wired telecommunications access services.....	37	5	12/11	129.869	129.337	130.962	130.901	129.131
Bundled wired telecommunications access services.....	37	51	12/11	129.869	129.337	130.962	130.901	129.131
Bundled wired telecommunications access services.....	37	5101	12/11	129.869	129.337	130.962	130.901	129.131
Bundled wired telecommunications access services.....	37	510101	12/11	129.869	129.337	130.962	130.901	129.131
Data processing and related services.....	38	—	06/09	104.716	105.104	105.375	105.318	105.424
Data processing and related services.....	38	1	06/09	104.716	105.104	105.375	105.318	105.424
Data processing and related services.....	38	11	06/09	104.716	105.104	105.375	105.318	105.424
Hosting, ASP and other IT infrastructure provisioning services.....	38	1101	12/08	109.181	109.825	110.275	110.136	110.310
Hosting, ASP and other IT infrastructure provisioning services.....	38	110101	12/08	109.181	109.825	110.275	110.136	110.310
Business process management services (partial).....	38	1102	12/08	96.622	96.622	96.622	96.756	96.756
Business process management services (partial).....	38	110201	12/08	96.622	96.622	96.622	96.756	96.756
Data management, information transformation and other services.....	38	1103	12/08	99.488	99.488	99.488	99.488	99.488
Data management, information transformation and other services.....	38	110301	12/08	99.488	99.488	99.488	99.488	99.488
Credit intermediation services (partial).....	39	—	06/09	114.371	118.036	114.272	117.632	116.592
Loan services (partial).....	39	1	06/09	196.886	207.400	194.664	202.642	200.719
Business loans (partial).....	39	11	04/09	382.972	407.289	379.262	395.825	393.274
Business loans (partial).....	39	1101	04/09	382.972	407.289	379.262	395.825	393.274
Business loans (partial).....	39	110101	04/09	382.972	407.289	379.262	395.825	393.274
Consumer loans (partial).....	39	12	06/09	121.028	124.852	118.728	122.660	121.141
Residential real estate loans (partial).....	39	1201	04/09	144.110	148.996	142.682	147.039	145.171
Residential real estate loans, except home equity (partial).....	39	120101	04/09	113.801	116.404	109.411	113.177	110.222
Home equity loans (partial).....	39	120102	04/09	427.373	449.526	443.052	453.984	457.476
Vehicle loans (partial).....	39	1202	04/09	61.058	61.788	54.818	57.490	56.457
Vehicle loans (partial).....	39	120201	04/09	61.058	61.788	54.818	57.490	56.457
Credit cards, overdraft credit, and related plans (partial).....	39	1203	04/09	187.208	193.412	185.883	193.155	192.210
Credit cards, overdraft credit, and related plans (partial).....	39	120301	04/09	187.208	193.412	185.883	193.155	192.210
Other loans and loan services (partial).....	39	13	04/09	105.905	108.195	105.853	110.069	106.465
Other loans and loan services (partial).....	39	1301	04/09	105.905	108.195	105.853	110.069	106.465
Other loans and loan services (partial).....	39	130101	04/09	105.905	108.195	105.853	110.069	106.465
Deposit services (partial).....	39	2	04/09	64.803	63.434	66.307	66.635	65.901
Deposit services (partial).....	39	21	04/09	64.803	63.434	66.307	66.635	65.901
Deposit services (partial).....	39	2101	04/09	64.803	63.434	66.307	66.635	65.901
Deposit services (partial).....	39	210101	04/09	64.803	63.434	66.307	66.635	65.901
Other credit intermediation services, including trust services (partial).....	39	3	04/09	95.929	97.534	97.550	97.788	99.030
Other credit intermediation services, including trust services (partial).....	39	31	04/09	95.929	97.534	97.550	97.788	99.030
Other credit intermediation services, including trust services (partial).....	39	3101	04/09	95.929	97.534	97.550	97.788	99.030
Other credit intermediation services, including trust services (partial).....	39	310101	04/09	95.929	97.534	97.550	97.788	99.030
Investment services.....	40	—	06/09	212.388	217.456	214.178	216.738	218.140
Securities brokerage, dealing, investment advice, and related services.....	40	1	06/09	197.291	206.209	205.658	204.778	211.322
Securities brokerage, dealing, investment advice, and related services.....	40	11	06/09	197.291	206.209	205.658	204.778	211.322
Securities brokerage, dealing, and investment advice.....	40	1101	12/08	98.720	102.100	102.039	99.401	101.901
Securities brokerage, dealing, and investment advice.....	40	110101	12/08	98.720	102.100	102.039	99.401	101.901
Securities brokerage and dealing related services (partial).....	40	1102	12/08	652.413	695.907	691.303	716.846	748.500
Securities brokerage and dealing related services.....	40	110201	12/08	652.413	695.907	691.303	716.846	748.500
Portfolio management.....	40	2	12/08	252.152	251.759	241.873	251.588	244.405
Portfolio management.....	40	21	12/08	252.152	251.759	241.873	251.588	244.405
Portfolio management.....	40	2101	12/08	252.152	251.759	241.873	251.588	244.405
Portfolio management.....	40	210101	12/08	252.152	251.759	241.873	251.588	244.405
Investment banking.....	40	3	12/08	230.527	235.347	238.950	236.349	240.001
Investment banking.....	40	31	12/08	230.527	235.347	238.950	236.349	240.001
Investment banking.....	40	3101	12/08	230.527	235.347	238.950	236.349	240.001
Investment banking.....	40	310101	12/08	230.527	235.347	238.950	236.349	240.001
Insurance and annuities.....	41	—	06/09	128.973	129.079	129.255	129.347	129.436
Insurance.....	41	1	06/09	131.689	131.802	131.970	132.056	132.151
Insurance.....	41	11	06/09	131.689	131.802	131.970	132.056	132.151
Life insurance.....	41	1101	03/09	108.803	108.803	108.803	108.759	108.759
Life insurance.....	41	110101	03/09	108.803	108.803	108.803	108.759	108.759
Disability insurance, including accidental death.....	41	1102	03/09	101.977	101.977	101.977	101.977	101.977
Disability insurance, including accidental death.....	41	110201	03/09	101.977	101.977	101.977	101.977	101.977

See footnotes at end of table.

Table 9. Producer price indexes for commodity and service groupings and individual items, not seasonally adjusted — Continued
 [May 2023, Index base 1982=100, unless otherwise indicated]

Title	Commodity code		Other index base	Unadjusted index ¹				
	Group code	Item code		Jan. 2023	Feb. 2023 ^P	Mar. 2023 ^P	Apr. 2023 ^P	May 2023 ^P
Health and medical insurance.....	41	1103	03/09	148.157	148.199	148.188	148.233	148.238
Health and medical insurance.....	41	110301	03/09	148.157	148.199	148.188	148.233	148.238
Property and casualty insurance.....	41	1104	03/09	130.584	130.796	131.149	131.327	131.522
Property and casualty insurance.....	41	110401	03/09	130.584	130.796	131.149	131.327	131.522
Annuities.....	41	2	03/09	113.595	113.607	113.963	114.182	114.177
Annuities.....	41	21	03/09	113.595	113.607	113.963	114.182	114.177
Annuities.....	41	2101	03/09	113.595	113.607	113.963	114.182	114.177
Annuities.....	41	210101	03/09	113.595	113.607	113.963	114.182	114.177
Commissions and fees from sales and administration of insurance policies (partial).....	42	—	06/09	110.257	110.263	110.304	110.331	110.460
Commissions from sales of insurance.....	42	1	06/09	110.257	110.263	110.304	110.331	110.460
Commissions from sales of insurance.....	42	11	06/09	110.257	110.263	110.304	110.331	110.460
Commissions from sales of life insurance and annuities.....	42	1101	06/09	104.825	104.825	104.825	104.825	104.825
Commissions from sales of life insurance and annuities.....	42	110101	06/09	104.825	104.825	104.825	104.825	104.825
Commissions from sales of health and medical insurance.....	42	1102	06/09	109.963	109.963	109.963	109.963	110.406
Commissions from sales of health and medical insurance.....	42	110201	06/09	109.963	109.963	109.963	109.963	110.406
Commissions from sales of property and casualty insurance.....	42	1103	06/09	113.623	113.632	113.642	113.652	113.753
Commissions from sales of property and casualty insurance.....	42	110301	06/09	113.623	113.632	113.642	113.652	113.753
Commissions from sales of other insurance.....	42	1104	06/09	100.180	100.180	100.524	100.720	100.720
Commissions from sales of other insurance.....	42	110401	06/09	100.180	100.180	100.524	100.720	100.720
Real estate services (partial).....	43	—	06/09	145.547	141.890	140.608	142.255	142.843
Nonresidential real estate services.....	43	1	06/09	130.913	125.900	123.963	126.405	126.081
Nonresidential real estate rents.....	43	11	06/09	131.544	126.083	123.911	127.101	126.728
Office buildings, gross rents.....	43	1101	12/08	130.819	132.434	131.554	132.182	132.541
Office buildings, gross rents.....	43	110101	12/08	130.819	132.434	131.554	132.182	132.541
Retail properties, gross rents.....	43	1102	04/09	133.601	119.877	116.616	121.462	121.080
Retail properties, gross rents.....	43	110201	04/09	133.601	119.877	116.616	121.462	121.080
Industrial buildings, gross rents.....	43	1103	04/09	113.779	113.922	114.084	114.625	114.536
Industrial buildings, gross rents.....	43	110301	04/09	113.779	113.922	114.084	114.625	114.536
Self-service storage and miniwarehouses, gross rents.....	43	1104	12/08	171.188	170.465	170.007	171.590	171.443
Self-service storage and miniwarehouses, gross rents.....	43	110401	12/08	171.188	170.465	170.007	171.590	171.443
Other nonresidential buildings, gross rents.....	43	1105	12/08	102.947	96.028	91.778	98.374	96.363
Other nonresidential buildings, gross rents.....	43	110501	12/08	102.947	96.028	91.778	98.374	96.363
Nonresidential property sales and leases including land, brokerage fees and commissions.....	43	12	12/08	145.669	144.037	143.213	141.997	141.462
Nonresidential property sales and leases including land, brokerage fees and commissions.....	43	1201	12/08	145.669	144.037	143.213	141.997	141.462
Nonresidential property sales and leases including land, brokerage fees and commissions.....	43	120101	12/08	145.669	144.037	143.213	141.997	141.462
Nonresidential property management fees.....	43	13	12/08	98.092	93.727	92.602	93.004	93.221
Nonresidential property management fees.....	43	1301	12/08	98.092	93.727	92.602	93.004	93.221
Nonresidential property management fees.....	43	130101	12/08	98.092	93.727	92.602	93.004	93.221
Residential real estate services (partial).....	43	2	06/09	171.267	170.422	170.531	170.601	173.203
Residential property sales and rental, brokerage fees and commissions.....	43	21	12/08	190.285	189.326	189.551	189.460	192.834
Residential property sales and rental, brokerage fees and commissions.....	43	2101	12/08	190.285	189.326	189.551	189.460	192.834
Residential property sales and rental, brokerage fees and commissions.....	43	210101	12/08	190.285	189.326	189.551	189.460	192.834
Residential property management fees.....	43	22	12/08	127.375	126.791	126.645	127.067	127.943
Residential property management fees.....	43	2201	12/08	127.375	126.791	126.645	127.067	127.943
Residential property management fees.....	43	220101	12/08	127.375	126.791	126.645	127.067	127.943
Real estate appraisal fees.....	43	3	12/08	123.787	122.613	121.712	121.061	119.406
Real estate appraisal fees.....	43	31	12/08	123.787	122.613	121.712	121.061	119.406
Real estate appraisal fees.....	43	3101	12/08	123.787	122.613	121.712	121.061	119.406
Real estate appraisal fees.....	43	310101	12/08	123.787	122.613	121.712	121.061	119.406
Rental and leasing of goods (partial).....	44	—	06/09	107.762	108.324	109.907	109.360	108.388
Passenger car rental.....	44	1	03/09	102.286	104.139	107.528	105.357	102.989
Passenger car rental.....	44	11	03/09	102.286	104.139	107.528	105.357	102.989
Passenger car rental.....	44	1101	03/09	102.286	104.139	107.528	105.357	102.989
Passenger car rental.....	44	110101	03/09	102.286	104.139	107.528	105.357	102.989
Truck, trailer, and RV rental and leasing.....	44	2	06/09	124.297	123.495	124.308	124.551	124.101
Truck, trailer, and RV rental and leasing.....	44	21	06/09	116.776	116.022	116.785	117.014	116.591
Truck, truck trailer and RV rental.....	44	2101	12/08	127.637	124.061	125.431	125.957	124.328
Truck, truck trailer and RV rental.....	44	210101	12/08	127.637	124.061	125.431	125.957	124.328

See footnotes at end of table.

Table 9. Producer price indexes for commodity and service groupings and individual items, not seasonally adjusted — Continued
 [May 2023, Index base 1982=100, unless otherwise indicated]

Title	Commodity code		Other index base	Unadjusted index ¹				
	Group code	Item code		Jan. 2023	Feb. 2023 ^P	Mar. 2023 ^P	Apr. 2023 ^P	May 2023 ^P
Truck, truck trailer and RV leasing.....	44	2102	12/08	118.096	119.309	119.697	119.730	120.139
Truck, truck trailer and RV leasing.....	44	210201	12/08	118.096	119.309	119.697	119.730	120.139
Construction, mining, and forestry machinery and equipment rental and leasing.....	44	3	03/09	105.523	105.532	105.553	106.367	106.657
Construction, mining, and forestry machinery and equipment rental and leasing.....	44	31	03/09	105.523	105.532	105.553	106.367	106.657
Construction, mining, and forestry machinery and equipment rental and leasing.....	44	3101	03/09	105.523	105.532	105.553	106.367	106.657
Construction, mining, and forestry machinery and equipment rental and leasing.....	44	310101	03/09	105.523	105.532	105.553	106.367	106.657
Professional services (partial).....	45	—	06/09	136.526	137.515	137.668	137.934	137.908
Legal services.....	45	1	03/09	159.962	162.869	162.683	163.061	162.892
Legal services.....	45	11	03/09	159.962	162.869	162.683	163.061	162.892
Legal services.....	45	1101	03/09	159.962	162.869	162.683	163.061	162.892
Legal services.....	45	110101	03/09	159.962	162.869	162.683	163.061	162.892
Accounting services (partial).....	45	2	06/09	123.917	125.132	126.091	126.920	126.809
Accounting services, excluding payroll.....	45	21	06/09	123.917	125.132	126.091	126.920	126.809
Financial auditing.....	45	2101	12/08	110.566	111.075	112.116	115.986	115.593
Financial auditing.....	45	210101	12/08	110.566	111.075	112.116	115.986	115.593
Tax preparation and planning.....	45	2102	04/09	129.114	129.114	128.700	128.991	129.043
Tax preparation and planning.....	45	210201	04/09	129.114	129.114	128.700	128.991	129.043
Bookkeeping and compilation.....	45	2103	12/08	131.576	138.129	144.682	145.299	145.288
Bookkeeping and compilation.....	45	210301	12/08	131.576	138.129	144.682	145.299	145.288
Other accounting services, including billing and review (partial).....	45	2104	12/08	119.866	119.382	117.112	113.045	113.027
Other accounting services, including billing and review (partial).....	45	210401	12/08	119.866	119.382	117.112	113.045	113.027
Architectural and engineering services.....	45	3	06/09	130.879	131.492	131.558	132.004	132.013
Architectural services.....	45	31	03/09	111.871	111.872	112.210	112.782	112.838
Architectural services.....	45	3101	03/09	111.871	111.872	112.210	112.782	112.838
Architectural services.....	45	310101	03/09	111.871	111.872	112.210	112.782	112.838
Engineering services.....	45	32	03/09	134.328	135.054	135.069	135.492	135.492
Engineering services.....	45	3201	03/09	134.328	135.054	135.069	135.492	135.492
Engineering services.....	45	320101	03/09	134.328	135.054	135.069	135.492	135.492
Management, scientific, and technical consulting services.....	45	4	06/09	115.758	114.324	114.484	114.602	114.799
Management consulting services.....	45	41	06/09	115.758	114.324	114.484	114.602	114.799
Administrative and general management consulting services.....	45	4101	12/08	137.468	134.506	134.528	134.664	134.666
Administrative and general management consulting services.....	45	410101	12/08	137.468	134.506	134.528	134.664	134.666
Human resources consulting services.....	45	4102	12/08	107.398	107.206	109.075	108.859	109.623
Human resources consulting services.....	45	410201	12/08	107.398	107.206	109.075	108.859	109.623
Marketing consulting services.....	45	4103	12/08	64.697	64.697	64.727	64.777	64.777
Marketing consulting services.....	45	410301	12/08	64.697	64.697	64.727	64.777	64.777
Process, physical distribution, and logistics consulting services.....	45	4104	12/08	112.017	113.617	113.631	114.124	115.805
Process, physical distribution, and logistics consulting services.....	45	410401	12/08	112.017	113.617	113.631	114.124	115.805
Advertising and related services (partial).....	45	5	12/08	117.158	117.387	117.674	117.675	117.673
Advertising agency services.....	45	51	12/08	117.158	117.387	117.674	117.675	117.673
Advertising agency services.....	45	5101	12/08	117.158	117.387	117.674	117.675	117.673
Advertising agency services.....	45	510101	12/08	117.158	117.387	117.674	117.675	117.673
Information technology (IT) technical support and consulting services (partial).....	45	6	12/08	125.073	124.085	124.013	118.460	118.700
Information technology (IT) technical support and consulting services (partial).....	45	61	12/08	125.073	124.085	124.013	118.460	118.700
Information technology (IT) technical support and consulting services (partial).....	45	6101	12/08	125.073	124.085	124.013	118.460	118.700
Information technology (IT) technical support and consulting services (partial).....	45	610101	12/08	125.073	124.085	124.013	118.460	118.700
Employment services.....	46	—	06/09	128.987	128.639	129.476	130.178	130.267
Permanent placement services.....	46	1	03/09	129.119	125.862	127.334	130.434	130.572
Permanent placement services.....	46	11	03/09	129.119	125.862	127.334	130.434	130.572
Employment placement services.....	46	1101	03/09	129.119	125.862	127.334	130.434	130.572
Employment placement services.....	46	110101	03/09	129.119	125.862	127.334	130.434	130.572
Executive search services.....	46	2	12/08	103.945	103.169	103.904	102.813	100.946
Executive search services.....	46	21	12/08	103.945	103.169	103.904	102.813	100.946
Executive search services.....	46	2101	12/08	103.945	103.169	103.904	102.813	100.946
Executive search services.....	46	210101	12/08	103.945	103.169	103.904	102.813	100.946

See footnotes at end of table.

Table 9. Producer price indexes for commodity and service groupings and individual items, not seasonally adjusted — Continued
 [May 2023, Index base 1982=100, unless otherwise indicated]

Title	Commodity code		Other index base	Unadjusted index ¹				
	Group code	Item code		Jan. 2023	Feb. 2023 ^P	Mar. 2023 ^P	Apr. 2023 ^P	May 2023 ^P
Staffing services.....	46	3	06/09	129.518	129.297	130.110	130.748	130.872
Temporary help services.....	46	31	03/09	139.252	138.681	140.273	141.523	141.764
Temporary help services.....	46	3101	03/09	139.252	138.681	140.273	141.523	141.764
Temporary help services.....	46	310101	03/09	139.252	138.681	140.273	141.523	141.764
Co-employment staffing services.....	46	32	12/08	119.907	120.050	120.050	120.050	120.050
Co-employment staffing services.....	46	3201	12/08	119.907	120.050	120.050	120.050	120.050
Co-employment staffing services.....	46	320101	12/08	119.907	120.050	120.050	120.050	120.050
Travel arrangement services (partial).....	47	—	06/09	105.465	104.633	104.264	105.093	105.303
Arrangement of flights (partial).....	47	1	06/09	103.049	104.075	103.897	104.256	104.123
Arrangement of international flights.....	47	11	12/08	108.045	109.810	109.017	109.638	109.408
Arrangement of international flights.....	47	1101	12/08	108.045	109.810	109.017	109.638	109.408
Arrangement of international flights.....	47	110101	12/08	108.045	109.810	109.017	109.638	109.408
Arrangement of domestic flights.....	47	12	12/08	88.471	88.485	89.095	89.095	89.095
Arrangement of domestic flights (partial).....	47	1201	12/08	88.471	88.485	89.095	89.095	89.095
Arrangement of domestic flights.....	47	120101	12/08	88.471	88.485	89.095	89.095	89.095
Arrangement of vehicle rentals and lodging.....	47	2	12/08	101.229	102.497	103.201	104.880	103.550
Arrangement of vehicle rentals and lodging.....	47	21	12/08	101.229	102.497	103.201	104.880	103.550
Arrangement of vehicle rentals and lodging (partial).....	47	2101	12/08	101.229	102.497	103.201	104.880	103.550
Arrangement of vehicle rentals and lodging.....	47	210101	12/08	101.229	102.497	103.201	104.880	103.550
Arrangement of cruises and tours.....	47	3	12/08	110.166	102.907	100.926	103.198	105.468
Arrangement of cruises and tours.....	47	31	12/08	110.166	102.907	100.926	103.198	105.468
Arrangement of cruises and tours.....	47	3101	12/08	110.166	102.907	100.926	103.198	105.468
Arrangement of cruises and tours.....	47	310101	12/08	110.166	102.907	100.926	103.198	105.468
Other travel arrangements (partial).....	47	4	12/08	116.541	116.541	116.541	116.541	116.541
Other travel arrangements (partial).....	47	41	12/08	116.541	116.541	116.541	116.541	116.541
Other travel arrangements (partial).....	47	4101	12/08	116.541	116.541	116.541	116.541	116.541
Other travel arrangements (partial).....	47	410101	12/08	116.541	116.541	116.541	116.541	116.541
Selected security services (partial).....	48	—	03/09	141.849	141.963	142.438	142.539	145.492
Security guard services.....	48	1	03/09	141.849	141.963	142.438	142.539	145.492
Security guard services.....	48	11	03/09	141.849	141.963	142.438	142.539	145.492
Security guard services.....	48	1101	03/09	141.849	141.963	142.438	142.539	145.492
Security guard services.....	48	110101	03/09	141.849	141.963	142.438	142.539	145.492
Cleaning and building maintenance services (partial).....	49	—	03/09	125.305	125.233	125.489	126.158	126.158
Janitorial services.....	49	1	03/09	125.305	125.233	125.489	126.158	126.158
Janitorial services.....	49	11	03/09	125.305	125.233	125.489	126.158	126.158
Janitorial services.....	49	1101	03/09	125.305	125.233	125.489	126.158	126.158
Janitorial services.....	49	110101	03/09	125.305	125.233	125.489	126.158	126.158
Waste collection and remediation services (partial).....	50	—	12/08	159.454	163.248	166.550	168.524	168.130
Waste collection.....	50	1	12/08	159.454	163.248	166.550	168.524	168.130
Solid waste collection.....	50	11	12/08	159.454	163.248	166.550	168.524	168.130
Solid waste collection.....	50	1101	12/08	159.454	163.248	166.550	168.524	168.130
Solid waste collection.....	50	110101	12/08	159.454	163.248	166.550	168.524	168.130
Health care services.....	51	—	06/09	133.655	134.082	134.498	134.935	135.088
Outpatient care (partial).....	51	1	06/09	126.305	126.817	127.062	127.535	127.672
Outpatient care (partial).....	51	11	06/09	126.305	126.817	127.062	127.535	127.672
Physician care.....	51	1101	03/09	116.199	116.355	116.487	116.508	116.611
Medicare patients: physician care.....	51	110102	06/14	106.443	106.454	106.454	106.406	106.421
Medicaid patients: physician care.....	51	110103	06/14	88.822	88.822	88.832	88.730	89.323
Private insurance patients: physician care.....	51	110104	06/14	110.400	110.652	111.056	111.158	111.161
All other patients: physician care.....	51	110105	06/14	116.035	116.250	115.505	115.501	115.501
Medical laboratory and diagnostic imaging center care.....	51	1102	03/09	95.203	95.119	95.162	95.162	95.162
Medical laboratory care.....	51	110201	03/09	90.999	90.878	90.940	90.940	90.940
Medicare patients: medical laboratory care.....	51	1102011	06/14	79.423	79.423	79.423	79.423	79.423
Medicaid patients: medical laboratory care.....	51	1102012	06/14	95.971	95.971	95.971	95.971	95.971
Private insurance patients: medical laboratory care.....	51	1102013	06/14	98.345	98.115	98.233	98.233	98.233
All other patients: medical laboratory care.....	51	1102014	06/14	102.620	102.620	102.620	102.620	102.620
Diagnostic imaging center care.....	51	110202	03/09	101.912	101.912	101.912	101.912	101.912
Medicare and Medicaid patients: diagnostic imaging center care.....	51	1102021	06/14	91.903	91.903	91.903	91.903	91.903
Private insurance and all other patients: diagnostic imaging center care.....	51	1102024	06/14	104.575	104.575	104.575	104.575	104.575
Home health and hospice care.....	51	1103	12/08	123.409	123.522	123.917	124.899	124.899

See footnotes at end of table.

Table 9. Producer price indexes for commodity and service groupings and individual items, not seasonally adjusted — Continued
 [May 2023, Index base 1982=100, unless otherwise indicated]

Title	Commodity code		Other index base	Unadjusted index ¹				
	Group code	Item code		Jan. 2023	Feb. 2023 ^P	Mar. 2023 ^P	Apr. 2023 ^P	May 2023 ^P
Home health and hospice care.....	51	110301	12/08	123.409	123.522	123.917	124.899	124.899
Medicare and Medicaid patients: home health and hospice care.....	51	11030101	12/08	117.900	117.996	117.996	119.370	119.370
Medicare patients: home health and hospice care.....	51	110301011	12/08	110.524	110.524	110.524	110.524	110.524
Medicaid patients: home health and hospice care.....	51	110301012	12/08	125.314	125.496	125.496	128.091	128.091
Private insurance and all other patients: home health and hospice care.....	51	11030102	12/08	144.009	144.195	145.827	145.827	145.827
Private insurance patients: home health and hospice care.....	51	110301021	06/14	109.277	109.277	109.277	109.277	109.277
All other patients: home health and hospice care.....	51	110301022	06/14	151.057	151.274	153.186	153.186	153.186
Hospital outpatient care.....	51	1104	12/08	145.046	145.505	145.916	147.003	147.275
Hospital outpatient care.....	51	110401	12/08	145.046	145.505	145.916	147.003	147.275
Hospital outpatient care, general medical & surgical hospitals.....	51	11040111	12/08	144.798	145.281	145.768	146.893	147.179
Medicare patients: hospital outpatient care, general medical and surgical hospitals.....	51	11040111	06/14	114.853	114.624	114.703	115.003	115.063
Medicaid patients: hospital outpatient care, general medical and surgical hospitals.....	51	11040112	06/14	97.045	97.045	97.045	97.045	97.045
Private insurance and all other patients: outpatient care, gen. medical and surgical hospitals.....	51	11040113	06/14	128.800	129.589	130.227	131.640	132.007
Dental care.....	51	1105	06/10	128.382	131.095	131.212	131.212	131.212
Private insurance patients: dental care.....	51	110502	06/14	118.507	119.636	119.636	119.636	119.636
Private insurance patients: dental visits and consultations.....	51	1105021	06/14	130.137	132.197	132.197	132.197	132.197
Private insurance patients: dental surgical intervention services.....	51	1105022	06/14	113.982	113.982	113.982	113.982	113.982
Private insurance patients: dental non-surgical intervention services.....	51	1105023	06/14	112.445	113.275	113.275	113.275	113.275
Medicare, Medicaid and all other patients: dental care.....	51	110503	06/14	121.362	125.835	126.096	126.096	126.096
Medicare, Medicaid and all other patients: dental visits and consultations.....	51	1105031	06/14	127.980	128.466	128.466	128.466	128.466
Medicare, Medicaid and all other patients: dental surgical intervention services.....	51	1105032	06/14	110.744	110.744	112.437	112.437	112.437
Medicare and Medicaid and all other patients: dental non-surgical intervention services.....	51	1105033	06/14	120.357	128.740	128.740	128.740	128.740
Inpatient care.....	51	2	06/09	145.126	145.374	146.137	146.495	146.654
Inpatient care.....	51	21	06/09	145.126	145.374	146.137	146.495	146.654
Hospital inpatient care.....	51	2101	12/08	146.466	146.583	147.421	147.901	148.153
Hospital inpatient care.....	51	210101	12/08	146.466	146.583	147.421	147.901	148.153
Hospital inpatient care, general medical and surgical hospitals.....	51	21010111	12/08	148.070	148.183	149.084	149.577	149.670
Medicare patients: hospital inpatient care, general medical and surgical hospitals.....	51	21010111	06/14	119.296	119.300	119.300	119.300	119.300
Medicaid patients: hospital inpatient care, general medical and surgical hospitals.....	51	21010112	06/14	115.799	115.799	115.799	115.799	115.799
Private insur. & all other patients: hospital inpatient, general medical and surgical hospitals.....	51	21010113	06/14	134.830	135.041	136.743	137.676	137.851
Private insurance patients: hospital inpatient care, general medical and surgical hospitals.....	51	210101131	06/14	135.139	135.372	136.098	137.131	137.325
All other patients: hospital inpatient care, general medical and surgical hospitals.....	51	210101132	06/14	133.469	133.469	144.332	144.332	144.332
Hospital inpatient care, psychiatric & substance abuse hospitals.....	51	2101012	12/08	129.623	129.628	129.628	129.734	133.915
Hospital inpatient care, specialty hospitals.....	51	2101013	12/08	125.526	125.874	125.998	126.557	126.557
Medicare patients: hospital inpatient care, specialty hospitals.....	51	21010131	06/14	114.255	114.548	114.906	114.873	114.873
Medicaid patients: hospital inpatient care, specialty hospitals.....	51	21010132	06/14	115.620	117.102	116.834	116.451	116.451
Private insurance and all other patients: hospital inpatient care, specialty hospitals.....	51	21010133	06/14	107.506	107.486	107.497	108.694	108.694
Nursing home care.....	51	2102	12/08	144.063	144.898	145.482	145.496	145.360
Nursing home care.....	51	210201	12/08	144.063	144.898	145.482	145.496	145.360
Medicare and Medicaid patients: Nursing home care.....	51	21020101	12/08	142.080	141.973	141.950	141.574	141.254
Medicaid patients: Nursing home care.....	51	210201011	06/12	145.601	145.425	145.387	144.763	144.235
Medicare patients: Nursing home care.....	51	210201012	06/12	119.182	119.182	119.182	119.182	119.182
Private insurance and all other patients: Nursing home care.....	51	21020102	12/08	147.570	149.754	151.216	151.748	151.852
Private insurance patients: Nursing home care.....	51	210201021	06/14	106.720	106.720	106.720	106.720	106.720
All other patients: Nursing home care.....	51	210201022	06/14	131.849	134.213	135.795	136.371	136.483
Intellectual and developmental disability center care.....	51	2103	12/08	183.943	183.619	184.181	184.114	184.114
Intellectual and developmental disability center care.....	51	210301	12/08	183.943	183.619	184.181	184.114	184.114
Medicaid patients: Intellectual and developmental disability center care.....	51	21030101	06/14	142.253	141.926	142.472	142.407	142.407
Medicare, private ins. & all other patients: Intellectual & develop. disability center care.....	51	21030102	06/14	150.573	150.622	150.622	150.622	150.622
Sales of blood and blood products, organs, and tissues.....	51	3	03/09	116.039	116.205	116.093	116.252	117.448
Sales of blood and blood products, organs, and tissues.....	51	31	03/09	116.039	116.205	116.093	116.252	117.448
Sales of blood and blood products, organs, and tissues.....	51	3101	03/09	116.039	116.205	116.093	116.252	117.448
Sales of blood and blood products, organs, and tissues.....	51	310101	03/09	116.039	116.205	116.093	116.252	117.448
Accommodation services.....	53	—	06/09	131.504	134.025	145.158	143.800	143.423
Traveler accommodation services.....	53	1	06/09	131.504	134.025	145.158	143.800	143.423
Traveler accommodation services.....	53	11	06/09	131.504	134.025	145.158	143.800	143.423

See footnotes at end of table.

Table 9. Producer price indexes for commodity and service groupings and individual items, not seasonally adjusted — Continued
 [May 2023, Index base 1982=100, unless otherwise indicated]

Title	Commodity code		Other index base	Unadjusted index ¹				
	Group code	Item code		Jan. 2023	Feb. 2023 ^P	Mar. 2023 ^P	Apr. 2023 ^P	May 2023 ^P
Guestroom or unit rental.....	53	1101	03/09	135.129	137.913	150.326	148.876	148.463
Guestroom or unit rental.....	53	110101	03/09	135.129	137.913	150.326	148.876	148.463
Other traveler accommodation services.....	53	1102	03/09	141.220	141.557	141.616	140.834	140.741
Other traveler accommodation services.....	53	110201	03/09	141.220	141.557	141.616	140.834	140.741
Food and beverage for immediate consumption services (partial).....	54	—	06/09	128.230	128.974	129.167	129.635	129.592
Food and beverage for immediate consumption services (partial).....	54	1	06/09	128.230	128.974	129.167	129.635	129.592
Food and nonalcoholic beverages for immediate consumption (partial).....	54	11	04/09	122.776	123.861	123.805	123.942	123.928
Food and nonalcoholic beverages for immediate consumption (partial).....	54	1101	04/09	122.776	123.861	123.805	123.942	123.928
Food and nonalcoholic beverages for immediate consumption (partial).....	54	110101	04/09	122.776	123.861	123.805	123.942	123.928
Alcoholic beverages for immediate consumption (partial).....	54	12	12/08	162.753	161.383	163.125	165.653	165.426
Alcoholic beverages for immediate consumption (partial).....	54	1201	12/08	162.753	161.383	163.125	165.653	165.426
Alcoholic beverages for immediate consumption (partial).....	54	120101	12/08	162.753	161.383	163.125	165.653	165.426
Repair and maintenance services (partial).....	55	—	06/09	148.640	149.345	150.752	151.765	151.957
Commercial and industrial machinery and equipment repair and maintenance.....	55	1	03/09	151.067	151.241	153.178	154.877	154.966
Commercial and industrial machinery and equipment repair and maintenance.....	55	11	03/09	151.067	151.241	153.178	154.877	154.966
Commercial machinery repair and maintenance.....	55	1101	03/09	151.067	151.241	153.178	154.877	154.966
Commercial machinery repair and maintenance.....	55	110101	03/09	151.067	151.241	153.178	154.877	154.966
Motor vehicle repair and maintenance (partial).....	55	2	12/08	156.116	156.412	157.805	158.483	158.525
Motor vehicle repair and maintenance (partial).....	55	21	12/08	156.116	156.412	157.805	158.483	158.525
Motor vehicle repair and maintenance (partial).....	55	2101	12/08	156.116	156.412	157.805	158.483	158.525
Motor vehicle repair and maintenance (partial).....	55	210101	12/08	156.116	156.412	157.805	158.483	158.525
Ship repair and maintenance.....	55	3	06/09	127.764	129.538	129.611	129.797	131.601
Ship repair and maintenance.....	55	31	06/09	127.764	129.538	129.611	129.797	131.601
Ship repair, military.....	55	3101	12/08	116.162	116.784	116.784	116.784	117.372
Ship repair, military.....	55	310101	12/08	116.162	116.784	116.784	116.784	117.372
Ship repair, nonmilitary.....	55	3102	12/08	158.130	162.359	162.585	163.163	167.556
Ship repair, nonmilitary.....	55	310201	12/08	158.130	162.359	162.585	163.163	167.556
Aircraft repair and maintenance.....	55	4	04/09	139.185	141.721	142.330	142.496	142.496
Aircraft repair and maintenance.....	55	41	04/09	139.185	141.721	142.330	142.496	142.496
Aircraft repair and maintenance.....	55	4101	04/09	139.185	141.721	142.330	142.496	142.496
Aircraft repair and maintenance.....	55	410101	04/09	139.185	141.721	142.330	142.496	142.496
Entertainment services (partial).....	56	—	06/09	125.941	126.826	127.215	126.495	125.748
Membership dues and admissions and recreation facility use fees (partial).....	56	1	06/09	140.752	141.916	142.310	142.477	140.811
Membership dues and admissions and recreation facility use fees (partial).....	56	11	06/09	140.752	141.916	142.310	142.477	140.811
Membership dues.....	56	1101	04/09	127.149	127.738	127.619	127.750	127.750
Membership dues, golf courses and country clubs.....	56	110101	04/09	160.595	160.595	160.795	161.203	161.203
Membership dues, fitness and recreational sports centers.....	56	110102	04/09	107.816	108.658	108.395	108.395	108.395
Admissions and recreational facilities use fees (partial).....	56	1102	12/08	163.605	165.917	167.362	167.599	162.535
Admissions and recreational facilities use fees, golf courses and country clubs.....	56	110201	12/08	129.297	130.461	131.332	130.535	120.793
Admissions and recreational facilities use fees, fitness and recreational sports centers.....	56	110202	12/08	150.463	153.169	153.169	153.169	153.169
Admissions and recreational facilities use fees, amusement and theme parks.....	56	110203	12/08	193.158	196.148	198.788	200.025	196.482
Recreational activity instruction fees (partial).....	56	2	12/08	123.016	123.016	123.016	123.016	123.110
Recreational activity instruction fees (partial).....	56	21	12/08	123.016	123.016	123.016	123.016	123.110
Recreational activity instruction fees (partial).....	56	2101	12/08	123.016	123.016	123.016	123.016	123.110
Recreational activity instruction fees (partial).....	56	210101	12/08	123.016	123.016	123.016	123.016	123.110
Gaming receipts (partial).....	56	3	12/08	111.886	112.551	112.985	111.103	111.353
Gaming receipts (partial).....	56	31	12/08	111.886	112.551	112.985	111.103	111.353
Gaming receipts (partial).....	56	3101	12/08	111.886	112.551	112.985	111.103	111.353
Gaming receipts (partial).....	56	310101	12/08	111.886	112.551	112.985	111.103	111.353
Wholesale trade services.....	57	—	06/09	156.528	155.875	155.806	159.220	159.723
Machinery and equipment and parts and supplies wholesaling.....	57	1	06/09	163.131	162.300	164.299	163.359	163.604
Machinery and equipment and parts and supplies wholesaling.....	57	11	06/09	163.131	162.300	164.299	163.359	163.604
Parts and supplies for machinery and equipment wholesaling.....	57	1102	03/09	182.629	179.830	188.874	185.324	182.961
Parts and supplies for machinery and equipment wholesaling.....	57	110201	03/09	182.629	179.830	188.874	185.324	182.961
Machinery and vehicle wholesaling.....	57	1103	05/19	123.702	123.387	120.537	121.779	123.282
Machinery and vehicle wholesaling.....	57	110301	05/19	123.702	123.387	120.537	121.779	123.282
Professional and commercial equipment wholesaling.....	57	1104	05/19	99.040	100.265	105.295	102.214	102.061

See footnotes at end of table.

Table 9. Producer price indexes for commodity and service groupings and individual items, not seasonally adjusted — Continued
 [May 2023, Index base 1982=100, unless otherwise indicated]

Title	Commodity code		Other index base	Unadjusted index ¹				
	Group code	Item code		Jan. 2023	Feb. 2023 ^P	Mar. 2023 ^P	Apr. 2023 ^P	May 2023 ^P
Professional and commercial equipment wholesaling.....	57	110401	05/19	99.040	100.265	105.295	102.214	102.061
Furnishings wholesaling.....	57	2	03/09	143.822	143.096	144.632	145.943	145.943
Furnishings wholesaling.....	57	21	03/09	143.822	143.096	144.632	145.943	145.943
Furnishings wholesaling.....	57	2101	03/09	143.822	143.096	144.632	145.943	145.943
Furnishings wholesaling.....	57	210101	03/09	143.822	143.096	144.632	145.943	145.943
Building materials, paint, and hardware wholesaling.....	57	3	03/09	136.405	133.145	132.150	135.325	133.703
Building materials, paint, and hardware wholesaling.....	57	31	03/09	136.405	133.145	132.150	135.325	133.703
Building materials, paint, and hardware wholesaling.....	57	3101	03/09	136.405	133.145	132.150	135.325	133.703
Building materials, paint, and hardware wholesaling.....	57	310101	03/09	136.405	133.145	132.150	135.325	133.703
Metals, minerals, and ores wholesaling.....	57	4	03/09	271.341	276.921	305.605	311.909	311.082
Metals, minerals, and ores wholesaling.....	57	41	03/09	271.341	276.921	305.605	311.909	311.082
Metals, minerals, and ores wholesaling.....	57	4101	03/09	271.341	276.921	305.605	311.909	311.082
Metals, minerals, and ores wholesaling.....	57	410101	03/09	271.341	276.921	305.605	311.909	311.082
Chemicals and allied products wholesaling.....	57	5	03/09	134.914	130.309	127.270	130.663	129.715
Chemicals and allied products wholesaling.....	57	51	03/09	134.914	130.309	127.270	130.663	129.715
Chemicals and allied products wholesaling.....	57	5101	03/09	134.914	130.309	127.270	130.663	129.715
Chemicals and allied products wholesaling.....	57	510101	03/09	134.914	130.309	127.270	130.663	129.715
Paper and plastics products wholesaling.....	57	6	03/09	204.933	205.883	206.480	207.924	209.404
Paper and plastics products wholesaling.....	57	61	03/09	204.933	205.883	206.480	207.924	209.404
Paper and plastics products wholesaling.....	57	6101	03/09	204.933	205.883	206.480	207.924	209.404
Paper and plastics products wholesaling.....	57	610101	03/09	204.933	205.883	206.480	207.924	209.404
Apparel wholesaling.....	57	7	03/09	125.733	131.431	123.928	132.966	131.777
Apparel wholesaling.....	57	71	03/09	125.733	131.431	123.928	132.966	131.777
Apparel wholesaling.....	57	7101	03/09	125.733	131.431	123.928	132.966	131.777
Apparel wholesaling.....	57	710101	03/09	125.733	131.431	123.928	132.966	131.777
Food and alcohol wholesaling.....	57	8	06/09	136.019	134.871	135.633	141.227	144.599
Food and alcohol wholesaling.....	57	81	06/09	136.019	134.871	135.633	141.227	144.599
Food wholesaling.....	57	8101	03/09	132.226	130.913	132.027	138.069	141.866
Food wholesaling.....	57	810101	03/09	132.226	130.913	132.027	138.069	141.866
Alcohol wholesaling.....	57	8102	02/09	153.866	154.140	152.020	153.526	153.202
Alcohol wholesaling.....	57	810201	02/09	153.866	154.140	152.020	153.526	153.202
Other commodities wholesaling.....	57	9	03/09	152.368	153.766	149.617	157.167	157.440
Other commodities wholesaling.....	57	91	03/09	152.368	153.766	149.617	157.167	157.440
Other commodities wholesaling.....	57	9101	03/09	152.368	153.766	149.617	157.167	157.440
Other commodities wholesaling.....	57	910101	03/09	152.368	153.766	149.617	157.167	157.440
Retail trade services.....	58	—	06/09	153.018	154.012	154.539	153.515	154.466
Food and alcohol retailing.....	58	1	03/09	171.081	176.225	178.123	177.215	178.620
Food and alcohol retailing.....	58	11	03/09	171.081	176.225	178.123	177.215	178.620
Food retailing.....	58	1102	09/15	137.237	141.050	143.285	142.450	143.756
Food retailing.....	58	110201	09/15	137.237	141.050	143.285	142.450	143.756
Alcohol retailing.....	58	1103	09/15	124.422	130.038	127.154	127.135	127.085
Alcohol retailing.....	58	110301	09/15	124.422	130.038	127.154	127.135	127.085
Health and beauty care retailing, including optical goods.....	58	2	03/09	143.296	144.087	142.670	141.860	140.456
Health and beauty care retailing, including optical goods.....	58	21	03/09	143.296	144.087	142.670	141.860	140.456
Health and beauty care retailing, including optical goods.....	58	2101	03/09	143.296	144.087	142.670	141.860	140.456
Health and beauty care retailing, including optical goods.....	58	210101	03/09	143.296	144.087	142.670	141.860	140.456
Apparel, jewelry, footwear, and accessories retailing.....	58	3	06/09	124.774	127.770	129.750	125.533	125.950
Apparel, jewelry, footwear, and accessories retailing.....	58	31	06/09	124.774	127.770	129.750	125.533	125.950
Apparel, footwear, and accessories retailing.....	58	3101	03/09	118.748	123.189	125.535	120.754	121.439
Apparel, footwear, and accessories retailing.....	58	310101	03/09	118.748	123.189	125.535	120.754	121.439
Jewelry retailing.....	58	3102	03/09	146.741	138.924	137.955	138.471	136.911
Jewelry retailing.....	58	310201	03/09	146.741	138.924	137.955	138.471	136.911
Computer hardware, software, and supplies retailing.....	58	4	03/09	91.453	77.606	79.346	79.601	78.302
Computer hardware, software, and supplies retailing.....	58	41	03/09	91.453	77.606	79.346	79.601	78.302
Computer hardware, software, and supplies retailing.....	58	4101	03/09	91.453	77.606	79.346	79.601	78.302
Computer hardware, software, and supplies retailing.....	58	410101	03/09	91.453	77.606	79.346	79.601	78.302
TV, video, and photographic equipment and supplies retailing.....	58	5	03/09	54.915	49.425	53.475	55.535	53.730
TV, video, and photographic equipment and supplies retailing.....	58	51	03/09	54.915	49.425	53.475	55.535	53.730
TV, video, and photographic equipment and supplies retailing.....	58	5101	03/09	54.915	49.425	53.475	55.535	53.730

See footnotes at end of table.

Table 9. Producer price indexes for commodity and service groupings and individual items, not seasonally adjusted — Continued
 [May 2023, Index base 1982=100, unless otherwise indicated]

Title	Commodity code		Other index base	Unadjusted index ¹				
	Group code	Item code		Jan. 2023	Feb. 2023 ^P	Mar. 2023 ^P	Apr. 2023 ^P	May 2023 ^P
TV, video, and photographic equipment and supplies retailing.....	58	510101	03/09	54.915	49.425	53.475	55.535	53.730
Automobiles and automobile parts retailing.....	58	6	06/09	178.814	179.720	182.086	178.493	183.147
Automobiles and automobile parts retailing.....	58	61	06/09	178.814	179.720	182.086	178.493	183.147
Automobile retailing (Partial).....	58	6101	03/09	192.152	194.061	198.792	196.043	201.497
Automobile retailing (Partial).....	58	610101	03/09	192.152	194.061	198.792	196.043	201.497
Automotive parts, including tires, retailing.....	58	6102	03/09	157.507	156.138	153.145	147.401	150.452
Automotive parts, including tires, retailing.....	58	610201	03/09	157.507	156.138	153.145	147.401	150.452
RVs, trailers, and campers retailing.....	58	8	03/09	131.724	126.353	137.885	130.061	122.529
RVs, trailers, and campers retailing.....	58	81	03/09	131.724	126.353	137.885	130.061	122.529
RVs, trailers, and campers retailing.....	58	8101	03/09	131.724	126.353	137.885	130.061	122.529
RVs, trailers, and campers retailing.....	58	810101	03/09	131.724	126.353	137.885	130.061	122.529
Sporting goods, including boats, retailing.....	58	9	03/09	122.804	121.870	123.227	126.442	120.418
Sporting goods, including boats, retailing.....	58	91	03/09	122.804	121.870	123.227	126.442	120.418
Sporting goods, including boats, retailing.....	58	9101	03/09	122.804	121.870	123.227	126.442	120.418
Sporting goods, including boats, retailing.....	58	910101	03/09	122.804	121.870	123.227	126.442	120.418
Lawn, garden, and farm equipment and supplies retailing.....	58	A	03/09	154.353	155.239	174.466	177.080	172.913
Lawn, garden, and farm equipment and supplies retailing.....	58	A1	03/09	154.353	155.239	174.466	177.080	172.913
Lawn, garden, and farm equipment and supplies retailing.....	58	A101	03/09	154.353	155.239	174.466	177.080	172.913
Lawn, garden, and farm equipment and supplies retailing.....	58	A10101	03/09	154.353	155.239	174.466	177.080	172.913
Furniture retailing.....	58	B	03/09	141.113	149.291	145.284	146.874	151.575
Furniture retailing.....	58	B1	03/09	141.113	149.291	145.284	146.874	151.575
Furniture retailing.....	58	B101	03/09	141.113	149.291	145.284	146.874	151.575
Furniture retailing.....	58	B10101	03/09	141.113	149.291	145.284	146.874	151.575
Flooring and floor coverings retailing.....	58	C	03/09	129.050	131.214	132.457	132.375	134.528
Flooring and floor coverings retailing.....	58	C1	03/09	129.050	131.214	132.457	132.375	134.528
Flooring and floor coverings retailing.....	58	C101	03/09	129.050	131.214	132.457	132.375	134.528
Flooring and floor coverings retailing.....	58	C10101	03/09	129.050	131.214	132.457	132.375	134.528
Hardware and building materials and supplies retailing.....	58	D	03/09	161.122	157.863	160.165	160.096	157.729
Hardware and building materials and supplies retailing.....	58	D1	03/09	161.122	157.863	160.165	160.096	157.729
Hardware and building materials and supplies retailing.....	58	D101	03/09	161.122	157.863	160.165	160.096	157.729
Hardware and building materials and supplies retailing.....	58	D10101	03/09	161.122	157.863	160.165	160.096	157.729
Major household appliance retailing.....	58	E	03/09	122.286	142.681	130.310	136.765	130.920
Major household appliance retailing.....	58	E1	03/09	122.286	142.681	130.310	136.765	130.920
Major household appliance retailing.....	58	E101	03/09	122.286	142.681	130.310	136.765	130.920
Major household appliance retailing.....	58	E10101	03/09	122.286	142.681	130.310	136.765	130.920
Fuels and lubricants retailing.....	58	F	06/09	290.967	287.449	251.662	251.153	277.820
Fuels and lubricants retailing.....	58	F1	06/09	290.967	287.449	251.662	251.153	277.820
Automotive fuels and lubricants retailing.....	58	F101	03/09	378.220	367.039	312.205	314.650	354.077
Automotive fuels and lubricants retailing.....	58	F10101	03/09	378.220	367.039	312.205	314.650	354.077
Household fuels retailing.....	58	F102	03/09	167.968	182.421	182.504	174.459	177.973
Household fuels retailing.....	58	F10201	03/09	167.968	182.421	182.504	174.459	177.973
Cleaning supplies and paper products retailing.....	58	G	03/09	178.776	192.973	192.795	204.455	200.483
Cleaning supplies and paper products retailing.....	58	G1	03/09	178.776	192.973	192.795	204.455	200.483
Cleaning supplies and paper products retailing.....	58	G101	03/09	178.776	192.973	192.795	204.455	200.483
Cleaning supplies and paper products retailing.....	58	G10101	03/09	178.776	192.973	192.795	204.455	200.483
Book retailing.....	58	H	03/09	140.287	134.212	133.095	133.095	132.777
Book retailing.....	58	H1	03/09	140.287	134.212	133.095	133.095	132.777
Book retailing.....	58	H101	03/09	140.287	134.212	133.095	133.095	132.777
Book retailing.....	58	H10101	03/09	140.287	134.212	133.095	133.095	132.777
Other merchandise retailing (partial).....	58	I	03/09	139.554	136.440	141.336	142.667	138.431
Other merchandise retailing (partial).....	58	I1	03/09	139.554	136.440	141.336	142.667	138.431
Other merchandise retailing (partial).....	58	I101	03/09	139.554	136.440	141.336	142.667	138.431
Other merchandise retailing (partial).....	58	I10101	03/09	139.554	136.440	141.336	142.667	138.431
Metal treatment services.....	59	—	12/84	228.791	228.723	229.012	230.597	231.443
Metal treatment services.....	59	1	12/84	228.791	228.723	229.012	230.597	231.443
Metal treatment services.....	59	11	12/84	228.791	228.723	229.012	230.597	231.443
Metal plating and polishing.....	59	1101	12/84	250.014	250.014	250.014	250.014	250.014
Metal plating and polishing.....	59	110111	12/84	250.014	250.014	250.014	250.014	250.014
Metal coating and allied services.....	59	1102	12/84	218.720	218.048	217.124	218.536	220.081

See footnotes at end of table.

Table 9. Producer price indexes for commodity and service groupings and individual items, not seasonally adjusted — Continued
 [May 2023, Index base 1982=100, unless otherwise indicated]

Title	Commodity code		Other index base	Unadjusted index ¹				
	Group code	Item code		Jan. 2023	Feb. 2023 ^p	Mar. 2023 ^p	Apr. 2023 ^p	May 2023 ^p
Metal coating and allied services.....	59	110222	12/84	218.720	218.048	217.124	218.536	220.081
Metal heat treating.....	59	1103	06/85	195.147	196.487	200.044	203.669	203.669
Metal heat treating.....	59	110349	06/06	154.358	155.419	158.232	161.099	161.099
Mining services.....	60	—	06/85	261.953	263.198	266.046	263.817	262.773
Mining services.....	60	1	06/85	261.953	263.198	266.046	263.817	262.773
Mining services.....	60	11	06/85	261.953	263.198	266.046	263.817	262.773
Metal mining services.....	60	1101	12/85	271.493	274.331	277.139	280.126	280.127
Metal mining services.....	60	110101	12/85	271.493	274.331	277.139	280.126	280.127
Support activities for coal mining.....	60	1102	06/85	212.109	212.357	211.708	211.743	211.428
Support activities for coal mining.....	60	110201	06/85	212.109	212.357	211.708	211.743	211.428
Drilling oil and gas wells services.....	60	1103	12/85	408.349	405.663	405.663	405.471	405.471
Drilling oil and gas wells services.....	60	110301	12/85	408.349	405.663	405.663	405.471	405.471
Support activities for oil and gas operations.....	60	1104	12/85	217.016	218.895	222.166	219.520	218.306
Support activities for oil and gas operations.....	60	110401	12/85	217.016	218.895	222.166	219.520	218.306
Contract work on textile products, apparel, and leather.....	61	—	06/10	135.615	136.835	137.700	137.736	138.262
Contract work on textile products and apparel.....	61	1	06/10	135.676	136.923	137.807	137.845	138.382
Contract work on textile products and apparel.....	61	11	06/10	135.676	136.923	137.807	137.845	138.382
Contract work on textile products.....	61	1102	06/87	237.568	240.520	243.551	243.682	243.646
Commission finishing of broadwoven fabrics.....	61	110201	06/87	264.678	268.044	271.500	271.649	271.609
Commission finishing of cotton broadwoven fabrics.....	61	1102011	06/08	188.929	189.809	190.805	191.403	191.268
Other commission finishing of broadwoven fabrics (excl. cotton & wool).....	61	1102012	06/08	201.714	204.631	207.604	207.604	207.598
Commission knit or knit & finishing of weft & warp knit fabric.....	61	110204	12/94	138.179	138.179	138.179	138.179	138.179
Contract work on apparel.....	61	1103	06/87	145.695	146.602	146.602	146.602	147.847
Contract work on women's, girls' and infants' apparel.....	61	11031	12/11	112.225	113.423	113.423	—	—
Contract work on women's, girls', and infants' nontailored coats, jackets, & other outerwear.....	61	110313	06/07	115.215	120.298	120.298	—	—
Contract work on men's and boys' (including unisex) apparel.....	61	11032	12/11	125.106	125.106	125.106	125.106	127.672
Contract work on men's and boys' pants, work apparel, and other outerwear.....	61	110321	06/07	122.095	122.095	122.095	122.095	122.095
Contract work on men's and boys' shirts, tailored suits/coats/jackets, & underwear/nightwear.....	61	110323	06/07	136.201	136.201	136.201	—	—
Contract & commission receipts for tanning or finishing leather owned by others.....	61	2	06/11	131.309	131.309	131.309	131.273	131.273
Contract & commission receipts for tanning or finishing leather owned by others.....	61	21	06/11	131.309	131.309	131.309	131.273	131.273
Contract and commission receipts for tanning or finishing leather owned by others.....	61	2101	12/97	173.138	173.138	173.138	173.091	173.091
Contract and commission receipts for tanning or finishing leather owned by others.....	61	210101	12/97	173.138	173.138	173.138	173.091	173.091
Construction (partial).....	80	—	06/09	165.167	165.232	165.494	165.194	165.678
New nonresidential building construction.....	80	1	06/09	175.235	175.268	175.486	174.960	175.151
New nonresidential building construction.....	80	11	06/09	175.235	175.268	175.486	174.960	175.151
New warehouse building construction.....	80	1101	12/04	235.635	234.827	234.403	233.785	234.730
New warehouse building construction.....	80	110101	12/04	235.635	234.827	234.403	233.785	234.730
New school building construction.....	80	1102	12/05	227.108	227.142	227.548	226.558	226.514
New school building construction.....	80	110201	12/05	227.108	227.142	227.548	226.558	226.514
New office building construction.....	80	1103	06/06	206.706	207.002	207.481	207.746	208.020
New office building construction.....	80	110301	06/06	206.706	207.002	207.481	207.746	208.020
New industrial building construction.....	80	1104	06/07	194.446	194.733	195.164	193.022	193.082
New industrial building construction.....	80	110401	06/07	194.446	194.733	195.164	193.022	193.082
New health care building construction.....	80	1105	06/12	159.887	160.098	160.333	159.751	159.712
New health care building construction.....	80	110501	06/12	159.887	160.098	160.333	159.751	159.712
Maintenance and repair of nonresidential buildings (partial).....	80	2	04/09	144.000	144.292	144.909	145.994	148.508
Maintenance and repair of nonresidential buildings (partial).....	80	21	04/09	144.000	144.292	144.909	145.994	148.508
Maintenance and repair of nonresidential buildings (partial).....	80	2101	04/09	144.000	144.292	144.909	145.994	148.508
Maintenance and repair of nonresidential buildings (partial).....	80	210101	04/09	144.000	144.292	144.909	145.994	148.508

¹ All indexes are subject to revision for 4 months after their originally scheduled publication to incorporate late reports and corrections by survey respondents.

² Due to incomplete coverage of the services sector, some services indexes in this table reflect only a portion of their wherever-provided output. These indexes are flagged using the term "partial" at the end of their titles. For more information regarding wherever-provided services indexes, go to <https://www.bls.gov/ppi/wepnotice.htm>. This webpage includes methodology documentation, a table identifying missing coverage areas for those indexes with incomplete coverage, and a concordance table between wherever-provided services indexes and Census product codes.

^p Preliminary

"—" Data not available.

Table 10. Producer price indexes and percentage changes for net output of selected industries and industry groups, not seasonally adjusted
[May 2023]

Title ¹	Index base	Industry code	Unadjusted index ²					Unadjusted 1-month percent change ²	Unadjusted 12-month percent change ²
			Jan. 2023	Feb. 2023 ^p	Mar. 2023 ^p	Apr. 2023 ^p	May 2023 ^p		
Total mining, utilities, and manufacturing industries.....	12/06	AMUM--	159.887	156.980	156.444	155.591	153.973	-1.0	-5.8
Total mining industries.....	12/84	OMIN--	248.978	231.311	215.308	221.083	208.269	-5.8	-31.2
Oil and gas extraction.....	12/85	211--	238.290	212.083	187.059	195.454	176.712	-9.6	-47.9
Mining (except oil & gas).....	12/03	212--	334.243	329.009	328.266	332.937	330.676	-0.7	5.0
Mining support activities.....	06/09	213--	123.862	124.435	125.636	124.568	123.903	-0.5	4.6
Utilities.....	12/03	221--	215.852	185.606	183.398	174.319	172.781	-0.9	-17.4
Total manufacturing industries.....	12/84	OMFG--	249.178	249.323	248.963	248.712	246.171	-1.0	-4.0
Food mfg.....	12/84	311--	255.188	252.216	254.316	253.496	252.823	-0.3	-0.3
Beverage & tobacco mfg.....	12/03	312--	194.843	196.032	196.198	195.809	199.219	1.7	10.6
Textile mills.....	12/84	313--	171.491	171.391	171.022	170.813	170.069	-0.4	-1.8
Textile product mills.....	12/03	314--	158.263	158.357	158.341	158.752	158.624	-0.1	4.4
Apparel manufacturing.....	12/03	315--	126.768	126.582	126.615	126.634	127.488	0.7	3.4
Leather and allied product manufacturing.....	12/84	316--	199.358	199.546	199.801	200.175	200.104	0.0	4.5
Wood product manufacturing.....	12/03	321--	186.795	186.312	185.357	184.820	184.489	-0.2	-17.2
Paper manufacturing.....	12/03	322--	188.475	188.220	186.815	186.092	185.610	-0.3	4.2
Printing and related support activities.....	12/03	323--	157.439	158.214	158.781	158.524	158.563	0.0	7.8
Petroleum and coal products manufacturing.....	12/84	324--	388.303	390.289	380.579	377.292	349.764	-7.3	-31.8
Chemical mfg.....	12/84	325--	359.934	361.777	361.826	362.798	361.496	-0.4	-0.6
Plastics and rubber products mfg.....	12/84	326--	253.838	252.991	252.790	252.889	252.016	-0.3	1.6
Nonmetallic mineral product mfg.....	12/84	327--	280.757	283.238	284.795	285.380	285.937	0.2	10.6
Primary metal mfg.....	12/84	331--	289.356	295.068	296.192	298.835	307.523	2.9	-13.2
Fabricated metal product mfg.....	12/84	332--	273.640	274.957	276.508	278.580	278.690	0.0	3.4
Machinery mfg.....	12/03	333--	175.035	175.637	176.727	177.361	178.065	0.4	7.3
Computer & electronic product mfg.....	12/03	334--	98.758	98.898	99.000	98.923	98.637	-0.3	2.6
Electrical equipment, appliance & component mfg.....	12/03	335--	196.666	195.587	195.868	196.381	196.956	0.3	6.3
Transportation equipment mfg.....	12/03	336--	138.619	138.885	139.114	139.281	139.533	0.2	3.2
Furniture & related product mfg.....	12/84	337--	267.118	268.268	268.794	268.445	269.120	0.3	5.6
Miscellaneous mfg.....	12/03	339--	143.404	143.405	143.854	143.841	144.994	0.8	4.5
Material recyclers.....	12/86	429930	411.650	425.698	458.820	445.244	421.864	-5.3	-18.5
Total trade industries.....	12/06	ATRADE	171.309	171.958	172.337	174.380	174.866	0.3	1.9
Total wholesale trade industries.....	12/06	AWHLTR	182.430	182.829	182.899	187.569	187.373	-0.1	3.2
Merchant wholesalers, durable goods.....	06/04	423--	194.163	194.884	198.609	201.151	199.693	-0.7	1.8
Merchant wholesalers, nondurable goods.....	06/05	424--	200.981	201.098	197.510	205.109	206.126	0.5	5.2
Total retail trade industries.....	12/06	ARETTR	160.522	161.491	162.295	161.208	162.527	0.8	0.1
Motor vehicle and parts dealers.....	12/03	441--	190.936	190.207	191.426	189.225	192.161	1.6	-9.4
Bldg material and garden equip and supp dealers.....	12/03	444--	200.740	206.939	208.711	208.190	203.884	-2.1	-14.1
Food and beverage stores.....	12/99	445--	254.386	256.366	259.321	259.621	258.269	-0.5	11.0
Furniture, home furnishings, electronics, and appliance retailers.....	12/22	449--	108.969	107.250	107.917	107.941	106.798	-1.1	-
General merchandise retailers.....	12/03	455--	154.189	151.872	155.866	155.433	156.467	0.7	5.4
Health and personal care retailers.....	12/03	456--	146.281	143.709	145.676	147.657	148.090	0.3	0.3
Gasoline stations and fuel dealers.....	12/22	457--	91.149	90.995	83.655	82.951	90.462	9.1	-
Clothing and clothing accessories retailers.....	12/03	458--	142.666	157.446	157.745	149.364	148.814	-0.4	4.8
Sporting goods and hobby retailers.....	12/03	4591--	122.280	122.692	123.052	125.374	130.695	4.2	3.0
Book retailers and news dealers.....	12/03	4592--	134.447	130.759	133.616	133.620	134.000	0.3	2.3
Office supplies, stationary, and gift retailers.....	12/03	4594--	173.802	174.410	174.173	179.832	175.538	-2.4	4.0
Transportation and warehousing industries.....	12/06	ATRNRW	170.105	170.208	171.019	167.488	164.898	-1.5	-3.7
Transportation industries.....	12/06	ATRANS	162.493	162.502	163.570	159.458	156.928	-1.6	-5.9
Air transportation.....	12/92	481--	269.494	263.375	272.303	272.652	263.845	-3.2	1.2
Rail transportation.....	12/96	482--	234.463	232.367	231.944	231.485	229.413	-0.9	0.5
Water transportation.....	12/03	483--	196.336	198.656	193.502	192.439	194.558	1.1	3.0
Truck transportation.....	12/03	484--	191.078	193.339	194.136	185.050	182.192	-1.5	-10.6
Pipeline transportation.....	05/22	486--	106.867	108.195	108.195	107.067	107.297	0.2	7.3
Transportation support activities.....	12/03	488--	143.248	143.023	140.424	138.661	138.029	-0.5	-11.0
Delivery and warehouse industries.....	12/06	ADLVWR	204.543	205.808	205.396	204.769	202.199	-1.3	6.8
U.S. Postal Service.....	06/89	491--	281.228	281.228	281.228	281.228	281.228	0.0	10.0
Couriers and messengers.....	12/03	492--	308.437	308.190	307.441	305.604	303.492	-0.7	2.9
Warehousing and storage.....	12/06	493--	142.968	148.354	147.725	147.715	140.321	-5.0	12.7
Services less trade, transportation, and warehousing ³	12/06	ATTDSV	137.917	138.549	138.479	139.194	139.279	0.1	5.2
Information.....	12/06	AINFO-	110.090	110.052	110.343	110.440	110.387	0.0	2.3
Publishing industries.....	12/22	513--	101.879	102.644	102.920	102.717	102.828	0.1	-
Broadcasting, except internet.....	12/03	516--	131.788	125.214	123.270	125.978	126.526	0.4	-8.2

See footnotes at end of table.

Table 10. Producer price indexes and percentage changes for net output of selected industries and industry groups, not seasonally adjusted — Continued
 [May 2023]

Title ¹	Index base	Industry code	Unadjusted index ²					Unadjusted 1-month percent change ²	Unadjusted 12-month percent change ²
			Jan. 2023	Feb. 2023 ^p	Mar. 2023 ^p	Apr. 2023 ^p	May 2023 ^p	Apr. to May ^p	May 2022 to May 2023 ^p
Information - Continued									
Telecommunications.....	12/03	517--	107.479	107.525	108.171	108.294	107.967	-0.3	4.6
Data processing and related services.....	12/03	5182--	113.530	113.858	114.088	114.049	114.138	0.1	0.5
Selected health care industries.....									
Offices of physicians.....	12/06	ASHC--	138.561	138.873	139.166	139.698	139.853	0.1	2.9
Offices of dentists.....	12/96	6211--	143.353	143.542	143.700	143.726	143.850	0.1	0.7
Medical and diagnostic laboratories.....	06/10	6212--	128.250	130.939	131.055	131.055	131.055	0.0	3.3
Home health care services.....	12/03	6215--	103.809	103.719	103.765	103.765	103.765	0.0	0.0
Blood and organ banks.....	12/96	6216--	158.528	158.669	159.160	160.381	160.373	0.0	4.2
Hospitals.....	06/06	621991	129.090	129.326	129.196	129.365	130.670	1.0	4.8
Nursing care facilities.....	12/92	622--	226.111	226.178	226.729	228.147	228.534	0.2	3.2
Residential developmental disability homes.....	12/03	6231--	173.944	174.952	175.658	175.675	175.518	-0.1	6.9
Residential developmental disability homes.....	12/03	62321-	217.149	216.812	217.396	217.326	217.326	0.0	6.8
Other selected services less trade, transportation, and warehousing industries.....									
Depository credit intermediation.....	12/06	ASTDSV	144.422	145.272	144.957	145.923	146.027	0.1	6.6
Security, commodity contracts and like activity.....	12/03	5221--	132.709	136.975	132.708	136.378	135.164	-0.9	32.7
Insurance carriers and related activities.....	12/03	523--	243.651	249.736	245.138	249.825	251.198	0.5	10.9
Lessors of nonres bldg (exc miniwarehouse).....	12/03	524--	149.896	149.990	150.114	150.192	150.266	0.0	3.1
Lessors of miniwarehouse and self storage units.....	12/03	53112-	141.181	134.982	132.477	135.998	135.301	-0.5	1.4
Offices of real estate agents and brokers.....	12/03	53113-	195.011	194.204	193.697	195.450	195.288	-0.1	6.5
Real estate property managers.....	12/03	5312--	184.489	183.337	183.309	182.937	185.436	1.4	2.3
Offices of real estate appraisers.....	12/03	53131-	126.816	124.352	123.720	124.177	124.870	0.6	0.0
Automotive equipment rental and leasing.....	12/03	531320	117.571	116.456	115.601	114.983	113.411	-1.4	-4.5
Other heavy machinery rental and leasing.....	06/01	5321--	149.045	150.595	154.099	152.134	149.720	-1.6	-4.2
Legal services.....	12/03	532412	136.645	136.657	136.685	137.862	138.022	0.1	7.6
Offices of certified public accountants.....	12/96	5411--	265.508	270.334	270.025	270.652	270.371	-0.1	5.9
Other accounting services.....	12/03	541211	138.425	138.004	137.809	139.259	139.088	-0.1	7.0
Architectural, engineering and related services.....	12/03	541219	146.273	148.810	151.461	149.878	149.878	0.0	-2.2
Management and technical consulting services.....	12/96	5413--	187.151	187.905	188.001	188.599	188.613	0.0	3.4
Advertising agencies.....	06/06	5416--	128.460	127.611	127.262	127.642	128.465	0.6	1.1
Employment services.....	12/03	54181-	123.250	123.475	123.809	123.811	123.809	0.0	0.8
Travel agencies.....	12/96	5613--	159.508	159.092	160.107	160.959	161.064	0.1	1.3
Security guards and patrol services.....	12/03	56151-	105.197	104.688	104.486	105.015	105.130	0.1	3.8
Janitorial services.....	12/04	561612	153.260	153.383	153.895	154.005	157.195	2.1	9.4
Waste collection.....	12/03	56172-	136.640	136.564	136.832	137.532	137.532	0.0	2.1
Amusement and theme parks.....	12/03	5621--	173.951	177.636	181.072	183.002	182.836	-0.1	11.8
Golf courses and country clubs.....	06/06	71311-	209.823	210.792	213.078	214.568	212.164	-1.1	5.1
Fitness and recreational sports centers.....	12/05	71391-	159.304	160.490	161.094	160.961	158.572	-1.5	10.1
Accommodation.....	12/04	71394-	116.101	117.024	116.849	116.849	116.824	0.0	4.5
Commercial machinery repair and maintenance.....	12/96	721--	183.975	186.525	197.252	195.522	195.233	-0.1	5.4
Commercial machinery repair and maintenance.....	06/06	8113--	180.692	180.695	184.308	184.312	184.461	0.1	11.1

¹ Indexes in this table are derived from the net-output-weighted industry price indexes. Because of differences in coverage and aggregation methodology, they will generally not match the movements of similarly titled indexes which are derived from traditional commodity groupings.

² All indexes are subject to revision for 4 months after their originally scheduled publication to incorporate late reports and corrections by survey respondents.

³ Formerly titled "Total traditional service industries."

p Preliminary

-- Data not available.

Table 11. Producer price indexes for net output of selected industries and their products, not seasonally adjusted
[May 2023]

Title ¹	Industry code	Product code	Index base	Unadjusted index ²				
				Jan. 2023	Feb. 2023 ^p	Mar. 2023 ^p	Apr. 2023 ^p	May 2023 ^p
Logging.....	1133		12/81	219.928	217.647	214.226	212.671	212.602
Logging.....	11331		12/81	219.928	217.647	214.226	212.671	212.602
Logging.....	113310		12/81	220.060	217.778	214.355	212.799	212.730
Primary products.....		113310-P	12/81	228.736	226.364	222.806	221.189	221.117
Secondary products and miscellaneous receipts.....		113310-SM						
Mining								
Total mining industries.....			12/84	248.978	231.311	215.308	221.083	208.269
Oil and gas extraction.....	211		12/85	238.290	212.083	187.059	195.454	176.712
Oil and gas extraction.....	2111		12/85	238.290	212.083	187.059	195.454	176.712
Crude petroleum and natural gas extraction.....	211111		06/02	235.600	216.139	192.478	204.943	186.878
Primary products.....		211111-P	06/84	207.523	190.381	169.540	180.519	164.607
Crude petroleum.....		211111-1	06/84	223.318	230.718	214.255	240.238	215.659
Natural gas (from the wellhead).....		211111-3	06/84	156.805	103.508	78.450	64.632	64.247
Natural gas liquids extraction.....	211112		06/02	248.548	187.503	155.760	142.752	120.768
Primary products.....		211112-P	06/02	247.431	186.661	155.060	142.111	120.225
Natural gas liquids.....		211112-1	06/84	194.257	197.054	174.428	167.152	139.716
Isopentane and natural gasoline.....		211112-11	06/84	290.581	275.440	259.550	268.641	243.716
Propane.....		211112-12	06/84	178.615	174.653	167.963	174.872	135.993
Butane.....		211112-13	06/84	194.274	221.285	161.574	165.713	123.512
Plant condensate, ethane, gas mixtures, and other natural gas liquids.....		211112-14	06/96	181.347	183.965	163.837	144.448	124.487
Residue gas shipped from natural gas liquids plants.....		211112-3	06/84	326.214	145.617	99.611	76.789	68.333
Mining (except oil & gas).....	212		12/03	334.243	329.009	328.266	332.937	330.676
Coal mining.....	2121		12/85	295.333	297.356	286.094	297.964	303.156
Coal mining.....	21211		12/01	318.183	320.363	308.229	321.017	326.611
Coal mining.....	212110		12/22	102.928	103.636	99.699	103.848	105.632
Primary products.....		212110-P	12/22	102.885	103.594	99.647	103.807	105.562
Coal, utility sold.....		212110-1	12/22	103.589	104.568	100.087	104.966	107.214
Bituminous coal and lignite surface mining (utility sold).....		212110-11	12/01	206.528	224.152	201.874	211.961	215.402
Raw bituminous and lignite from surface mining operations (utility sold).....		212110-111	12/01	212.314	205.481	198.823	199.933	201.042
Processed bituminous coal and lignite surface operations (utility sold).....		212110-113	12/01	205.706	230.697	203.666	216.472	220.624
Bituminous coal underground mining (utility sold).....		212110-12	12/01	462.247	449.050	444.011	465.375	476.573
Raw bituminous coal shipped from underground mining operations (utility sold).....		212110-121	12/22	102.218	104.521	107.558	103.459	109.716
Processed bituminous coal shipped from underground mines (utility sold).....		212110-123	12/01	528.800	510.174	501.603	532.007	542.262
Coal exports.....		212110-4	12/22	99.533	99.323	96.333	95.919	95.939
Coal non-utility sold (including anthracite).....		212110-5	12/79	439.158	434.997	438.342	452.716	447.542
Secondary products and miscellaneous receipts.....		212110-SM						
Metal ore mining.....	2122		12/84	456.803	433.994	444.361	447.518	436.650
Iron ore mining.....	21221		12/84	214.648	216.893	215.758	213.019	189.294
Iron ore mining.....	212210		12/84	214.648	216.893	215.758	213.019	189.294
Primary products.....		212210-P	12/84	219.798	222.098	220.935	218.131	193.836
Iron ore (including crude, concentrates, agglomerates and pellets).....		212210-0	12/97	227.868	230.252	229.047	226.139	200.953
Copper, nickel, lead & zinc mining.....	21223		06/88	497.821	452.930	441.982	439.063	419.153
Copper, nickel, lead and zinc mining.....	212230		06/88	512.842	466.595	455.313	452.287	431.770
Primary products.....		212230-P	12/03	457.350	415.381	403.940	393.709	373.220
Secondary products and miscellaneous receipts.....		212230-SM						
Other metal ore mining.....	21229		12/85	914.607	927.103	1,036.091	1,064.987	-
Other metal ore mining.....	212290		12/85	3,019.063	3,060.310	3,420.073	3,515.458	-
Primary products.....		212290-P	12/03	2,333.068	2,364.948	2,643.005	2,716.727	-
Other metal ores, including uranium.....		212290-1	12/03	2,333.068	2,364.948	2,643.005	2,716.727	-
Nonmetallic mineral mining & quarrying.....	2123		12/84	373.745	375.177	374.946	375.894	373.999
Stone mining & quarrying.....	21231		12/84	411.883	416.452	417.327	415.268	415.675
Dimension stone mining and quarrying.....	212311		06/85	308.455	313.003	313.003	313.003	328.418
Primary products.....		212311-P	06/85	296.775	301.317	301.317	301.317	316.711
Dimension stone.....		212311-0	06/85	296.775	301.317	301.317	301.317	316.711
Secondary products and miscellaneous receipts.....		212311-SM						
Crushed and broken limestone mining.....	212312		12/83	419.660	425.198	426.556	424.512	424.181
Primary products.....		212312-P	12/83	425.817	431.668	433.095	431.977	431.981
Crushed and broken limestone.....		212312-0	12/83	425.817	431.668	433.095	431.977	431.981
Secondary products and miscellaneous receipts.....		212312-SM						

See footnotes at end of table.

Table 11. Producer price indexes for net output of selected industries and their products, not seasonally adjusted — Continued
 [May 2023]

Title ¹	Industry code	Product code	Index base	Unadjusted index ²				
				Jan. 2023	Feb. 2023 ^P	Mar. 2023 ^P	Apr. 2023 ^P	May 2023 ^P
Crushed and broken limestone mining - Continued								
Crushed and broken granite mining.....	212313		12/83	548.167	548.495	546.508	560.144	560.259
Primary products.....		212313-P	12/83	547.807	548.135	546.148	559.784	559.899
Crushed and broken granite.....		212313-0	12/83	547.807	548.135	546.148	559.784	559.899
Secondary products and miscellaneous receipts.....		212313-SM						
Other crushed and broken stone mining.....	212319		12/83	350.868	355.509	356.986	343.492	343.492
Primary products.....		212319-P	12/83	358.602	363.594	365.183	350.667	350.667
Bituminous limestone and sandstone, and other crushed and broken stone.....		212319-0	12/83	358.602	363.594	365.183	350.667	350.667
Secondary products and miscellaneous receipts.....		212319-SM						
Sand/gravel/clay/refractory minerals mining.....	21232		12/03	238.306	240.839	239.428	241.952	244.173
Construction sand and gravel mining.....	212321		06/82	483.349	487.931	484.492	490.346	495.844
Primary products.....		212321-P	06/82	491.287	496.263	493.352	499.506	505.248
Construction sand and gravel (run of pit/bank, washed, screened, etc).....		212321-0	06/82	491.287	496.263	493.352	499.506	505.248
Construction sand and gravel, Midwest.....		212321-02	12/12	185.033	188.151	185.746	190.575	194.083
Construction sand and gravel, West.....		212321-04	12/12	167.828	169.344	168.824	170.085	171.891
Secondary products and miscellaneous receipts.....		212321-SM						
Miscellaneous receipts.....		212321-M	06/82	460.630	460.630	460.630	472.861	472.861
Kaolin, clay, and ceramic and refractory minerals mining.....	212323		12/22	106.935	108.574	108.463	108.934	109.037
Primary products.....		212323-P	12/22	106.935	108.575	108.464	108.935	109.038
Kaolin and ball clay.....		212323-1	06/84	281.061	281.061	281.061	281.061	281.061
Bentonite.....		212323-2	06/84	225.837	225.837	225.837	229.817	229.817
Secondary products and miscellaneous receipts.....		212323-SM						
Other nonmetallic mineral mining & quarrying.....	21239		12/84	304.732	296.057	296.711	298.968	284.166
Other nonmetallic mineral mining and quarrying.....	212390		12/22	104.212	101.245	101.469	102.241	97.179
Primary products.....		212390-P	12/22	104.212	101.245	101.469	102.241	97.178
Rock salt.....		212390-5	12/84	420.820	420.820	420.820	420.820	—
All other nonmetallic minerals, including gypsum.....		212390-9	06/85	372.845	373.793	401.224	416.601	343.514
Secondary and miscellaneous.....		212390-SM						
Mining support activities.....	213		06/09	123.862	124.435	125.636	124.568	123.903
Mining support activities.....	2131		06/09	123.862	124.435	125.636	124.568	123.903
Mining support activities.....	21311		06/09	123.862	124.435	125.636	124.568	123.903
Drilling oil and gas wells.....	213111		12/85	405.019	402.270	402.270	402.113	402.113
Primary services.....		213111-P	12/85	402.267	399.537	399.537	399.381	399.381
Oil and gas well directional drilling control.....		213111-03	12/03	145.702	145.702	145.702	144.922	144.922
Drilling oil and gas wells, including drilling in, spudding in or tailing in.....		213111-04	12/85	395.308	392.234	392.234	392.234	392.234
Reworking oil and gas wells.....		213111-05	12/92	393.913	392.689	392.689	392.689	392.689
Support activities for oil and gas operations.....	213112		12/85	212.957	214.757	217.602	214.987	213.400
Primary services.....		213112-P	12/85	214.715	216.647	220.030	217.273	216.119
Oil and gas field support services.....		213112-0	12/85	214.715	216.647	220.030	217.273	216.119
Secondary products and miscellaneous receipts.....		213112-SM						
Support activities for coal mining.....	213113		06/85	210.236	210.482	209.839	209.873	209.561
Primary services.....		213113-P	06/85	212.054	212.301	211.652	211.687	211.373
Coal mining services.....		213113-0	06/85	212.054	212.301	211.652	211.687	211.373
Support activities for metal mining.....	213114		12/85	268.749	271.558	274.338	277.295	277.295
Primary services.....		213114-P	12/85	271.883	274.725	277.537	280.529	280.529
Metal mining services.....		213114-0	12/85	271.883	274.725	277.537	280.529	280.529
Utilities.....	221		12/03	215.852	185.606	183.398	174.319	172.781
Electric power generation, transmission, and distribution.....	2211		12/03	212.624	178.720	179.177	170.493	170.288
Electric power generation.....	22111		12/03	265.887	165.166	175.128	153.940	144.854
Electric power generation.....	221110		12/03	265.846	165.119	175.084	153.895	144.807
Primary products.....		221110-P	12/03	275.074	169.806	180.304	158.155	148.643
Utilities.....		221110-4	12/03	309.428	184.303	177.768	171.382	176.799
Non-utilities.....		221110-5	12/03	224.119	144.505	169.884	134.843	112.310
Secondary products and miscellaneous receipts.....		221110-SM						
Electric power transmission, control, and distribution.....	22112		12/03	188.183	182.310	178.833	175.421	178.892
Electric bulk power transmission and control.....	221121		12/03	205.120	205.729	207.652	207.804	211.024
Primary products.....		221121-P	12/03	205.585	206.196	208.123	208.276	211.503
Electric bulk power transmission and control.....		221121-3	12/03	205.585	206.196	208.123	208.276	211.503
Electric power distribution.....	221122		12/03	187.708	181.570	177.878	174.326	177.810
Primary products.....		221122-P	12/90	224.550	223.864	221.930	218.355	222.190
Residential electric power.....		221122-41	12/90	220.174	221.376	220.008	218.157	220.735
New England residential electric power.....		221122-411	12/90	242.529	242.529	242.529	235.249	235.239

See footnotes at end of table.

Table 11. Producer price indexes for net output of selected industries and their products, not seasonally adjusted — Continued
 [May 2023]

Title ¹	Industry code	Product code	Index base	Unadjusted index ²				
				Jan. 2023	Feb. 2023 ^P	Mar. 2023 ^P	Apr. 2023 ^P	May 2023 ^P
Electric power distribution - Continued								
Middle Atlantic residential electric power.....		221122-412	12/90	187.721	188.089	181.382	179.194	182.802
East North Central residential electric power.....		221122-413	12/90	205.850	205.819	214.249	213.642	213.381
West North Central residential electric power.....		221122-414	12/90	158.313	157.795	157.979	158.693	156.901
South Atlantic residential electric power.....		221122-415	12/90	203.447	205.372	203.651	203.210	204.138
East South Central residential electric power.....		221122-416	12/90	238.422	245.310	237.451	231.092	234.712
West South Central residential electric power.....		221122-417	12/90	236.978	239.527	230.430	225.222	235.261
Mountain residential electric power.....		221122-418	12/90	168.575	168.307	170.230	171.460	178.378
Pacific residential electric power.....		221122-419	12/90	317.818	317.707	321.362	321.150	321.086
Commercial electric power.....		221122-42	12/90	216.015	215.802	213.896	209.794	214.685
New England commercial electric power.....		221122-421	12/90	287.388	287.388	287.388	282.472	281.834
Middle Atlantic commercial electric power.....		221122-422	12/90	197.505	194.389	180.833	170.370	173.783
East North Central commercial electric power.....		221122-423	12/90	194.561	190.289	196.126	194.886	194.725
West North Central commercial electric power.....		221122-424	12/90	151.709	150.139	149.750	151.317	147.572
South Atlantic commercial electric power.....		221122-425	12/90	171.033	171.783	171.875	169.403	169.523
East South Central commercial electric power.....		221122-426	12/90	208.871	214.381	210.397	201.369	199.314
West South Central commercial electric power.....		221122-427	12/90	230.987	236.292	226.008	218.799	222.569
Mountain commercial electric power.....		221122-428	12/90	149.505	148.876	151.546	153.609	157.667
Pacific commercial electric power.....		221122-429	12/90	327.812	327.604	334.325	332.273	365.364
Industrial electric power.....		221122-43	12/90	254.862	247.328	243.636	236.205	241.183
New England industrial electric power.....		221122-431	12/90	250.612	246.426	216.436	166.182	165.417
Middle Atlantic industrial electric power.....		221122-432	12/90	216.736	209.128	199.138	183.977	184.056
East North Central industrial electric power.....		221122-433	12/90	273.547	266.953	323.074	322.704	323.199
West North Central industrial electric power.....		221122-434	12/90	179.703	170.369	173.437	168.762	176.228
South Atlantic industrial electric power.....		221122-435	12/90	164.674	165.426	164.625	162.454	163.062
East South Central industrial electric power.....		221122-436	12/90	204.892	222.083	206.500	199.576	192.429
West South Central industrial electric power.....		221122-437	12/90	290.817	294.727	284.827	276.806	280.192
Mountain industrial electric power.....		221122-438	12/90	308.341	245.253	189.946	187.625	205.195
Pacific industrial electric power.....		221122-439	12/90	289.166	288.857	290.900	288.414	306.086
Transportation electric power.....		221122-45	12/10	126.192	126.247	126.166	126.038	126.043
Secondary products and miscellaneous receipts.....		221122-SM						
Miscellaneous receipts.....		221122-M	12/90	189.601	189.606	189.176	189.172	189.203
Natural gas distribution.....	2212		12/03	201.801	188.777	176.968	167.518	161.221
Natural gas distribution.....	22121		12/03	201.801	188.777	176.968	167.518	161.221
Natural gas distribution.....	221210		12/03	201.738	188.718	176.912	167.465	161.169
Primary products.....		221210-P	12/90	333.044	310.666	290.377	275.404	264.581
Natural gas to ultimate consumers.....		221210-11	12/90	335.739	310.200	286.770	268.883	256.439
Residential natural gas.....		221210-112	12/90	343.875	311.445	287.353	273.867	266.149
New England residential natural gas.....		221210-1121	06/12	185.380	182.300	179.362	178.601	146.246
Middle Atlantic residential natural gas.....		221210-1122	06/12	160.859	160.214	150.491	149.508	148.659
East North Central residential natural gas.....		221210-1123	06/12	172.771	165.246	156.388	137.416	132.731
West North Central residential natural gas.....		221210-1124	06/12	173.691	163.558	149.893	145.617	142.338
South Atlantic residential natural gas.....		221210-1125	06/12	150.560	142.406	128.388	127.200	129.532
East South Central residential natural gas.....		221210-1126	06/12	124.628	123.593	112.262	109.787	106.542
West South Central residential natural gas.....		221210-1127	06/12	223.503	217.592	196.968	185.771	175.999
Mountain residential natural gas.....		221210-1128	06/12	205.491	207.575	213.943	215.758	207.579
Pacific residential natural gas.....		221210-1129	06/12	311.765	211.188	175.007	159.975	158.617
Commercial natural gas.....		221210-113	12/90	365.419	320.348	286.549	263.403	246.338
New England commercial natural gas.....		221210-1131	06/12	196.745	186.105	181.033	179.425	132.289
Middle Atlantic commercial natural gas.....		221210-1132	06/12	144.973	143.501	134.862	129.635	126.129
East North Central commercial natural gas.....		221210-1133	06/12	184.294	175.812	165.003	138.581	129.780
West North Central commercial natural gas.....		221210-1134	06/12	189.176	181.193	157.377	149.660	140.586
South Atlantic commercial natural gas.....		221210-1135	06/12	152.895	145.620	123.668	123.671	123.959
East South Central commercial natural gas.....		221210-1136	06/12	141.500	139.760	131.151	130.771	119.201
West South Central commercial natural gas.....		221210-1137	06/12	242.379	234.177	210.458	184.649	175.600
Mountain commercial natural gas.....		221210-1138	06/12	223.555	226.499	234.466	238.906	225.423
Pacific commercial natural gas.....		221210-1139	06/12	463.661	276.848	200.872	157.874	149.691
Industrial natural gas.....		221210-114	12/90	279.997	256.882	231.817	212.083	201.729
New England industrial natural gas.....		221210-1141	09/16	205.837	195.551	188.614	187.034	133.313
Middle Atlantic industrial natural gas.....		221210-1142	09/16	189.497	185.079	159.052	148.266	146.171
East North Central industrial natural gas.....		221210-1143	06/12	191.807	173.805	160.259	117.616	103.793
West North Central industrial natural gas.....		221210-1144	06/12	203.817	194.586	174.355	160.347	160.419
South Atlantic industrial natural gas.....		221210-1145	09/16	172.970	158.615	145.945	140.218	140.252
East South Central industrial natural gas.....		221210-1146	09/16	154.214	149.675	125.262	117.693	113.250
West South Central industrial natural gas.....		221210-1147	09/16	200.126	171.276	154.794	141.534	133.153
Mountain industrial natural gas.....		221210-1148	09/16	159.991	163.903	172.131	173.682	179.622
Pacific industrial natural gas.....		221210-1149	09/16	199.837	189.357	165.959	170.808	166.324
To electric power.....		221210-115	12/90	275.198	267.765	252.579	234.726	220.307

See footnotes at end of table.

Table 11. Producer price indexes for net output of selected industries and their products, not seasonally adjusted — Continued
 [May 2023]

Title ¹	Industry code	Product code	Index base	Unadjusted index ²				
				Jan. 2023	Feb. 2023 ^P	Mar. 2023 ^P	Apr. 2023 ^P	May 2023 ^P
Natural gas distribution - Continued								
Delivered to ultimate consumers for the account of others (transportation only) . . .		221210-12	12/90	277.503	276.526	277.266	281.345	281.414
Industrial consumer.		221210-122	12/90	257.520	255.854	254.551	252.697	251.576
Other consumers.		221210-123	12/90	582.837	581.843	586.170	602.598	604.394
Secondary products and miscellaneous receipts.		221210-SM						
Miscellaneous receipts.		221210-M	12/90	193.491	193.109	192.108	188.951	189.275
Construction industries								
New industrial building construction.	236211		06/07	193.980	194.267	194.697	192.552	192.613
Primary products.		236211-P	06/07	193.980	194.267	194.697	192.552	192.613
New warehouse building construction.	236221		12/04	235.951	235.158	234.736	234.091	235.044
Primary products.		236221-P	12/04	235.951	235.158	234.736	234.091	235.044
New school building construction.	236222		12/05	227.139	227.174	227.581	226.564	226.520
Primary products.		236222-P	12/05	227.139	227.174	227.581	226.564	226.520
New office building construction.	236223		06/06	207.761	208.056	208.523	208.711	208.975
Primary products.		236223-P	06/06	207.761	208.056	208.523	208.711	208.975
New health care building construction.	236224		06/12	159.980	160.196	160.418	159.845	159.791
Primary products.		236224-P	06/12	159.980	160.196	160.418	159.845	159.791
Concrete contractors, nonresidential building work.	23811X		12/07	178.472	178.625	178.735	177.799	177.447
Primary products.		23811X-P	12/07	178.472	178.625	178.735	177.799	177.447
Roofing contractors, nonresidential building work.	23816X		12/07	198.627	199.407	199.637	205.609	205.658
Primary products.		23816X-P	12/07	198.627	199.407	199.637	205.609	205.658
Electrical contractors, nonresidential building work.	23821X		12/07	175.376	175.671	175.828	170.389	170.629
Primary products.		23821X-P	12/07	175.376	175.671	175.828	170.389	170.629
Plumbing, heating and air-conditioning contractors, nonresidential building work.	23822X		12/07	172.536	172.678	173.460	173.756	175.400
Primary products.		23822X-P	12/07	172.536	172.678	173.460	173.756	175.400
Manufacturing								
Total manufacturing industries.			12/84	249.178	249.323	248.963	248.712	246.171
Food mfg.	311		12/84	255.188	252.216	254.316	253.496	252.823
Animal food mfg.	3111		12/03	218.500	219.193	223.555	222.426	220.205
Animal food mfg.	31111		12/03	219.758	220.454	224.842	223.706	221.472
Dog and cat food manufacturing.	311111		12/85	278.884	279.004	297.007	297.004	297.003
Primary products.		311111-P	12/85	285.977	286.101	304.622	304.622	304.622
Dog food.		311111-1	12/85	301.524	301.698	317.469	317.469	317.469
Canned dog food.		311111-11	12/98	218.909	219.125	252.086	252.086	252.086
Dry and semi moist dog food.		311111-14	12/11	139.794	139.863	144.222	144.222	144.222
Cat food.		311111-4	12/85	261.419	261.441	285.999	285.999	285.999
Canned cat food.		311111-44	12/11	157.490	157.498	166.361	166.361	166.361
Dry and semi moist cat food.		311111-45	12/98	216.085	216.106	238.540	238.540	238.540
Secondary products and miscellaneous receipts.		311111-SM						
Miscellaneous receipts.		311111-M1	12/10	140.432	140.432	140.857	140.857	140.857
Other animal food manufacturing.	311119		12/80	252.127	253.379	251.020	248.862	244.615
Primary products.		311119-P	12/80	246.550	247.846	245.383	243.186	238.836
Complete swine feed, supplements, concentrates, and premixes.		311119-B	12/11	124.409	124.988	125.215	124.574	123.935
Complete beef cattle feed, supplements, concentrates, and premixes.		311119-H	12/11	133.400	134.112	132.210	130.011	128.561
Poultry, exc. chicken and turkey, and livestock, exc. cattle and swine, feed.		311119-N	12/80	354.289	353.637	352.584	349.278	348.291
Pet (excluding dog and cat), laboratory, and fur animal feed.		311119-R	06/91	259.431	261.358	256.868	256.531	256.092
Chicken and turkey feed, supplements, concentrates, and premixes.		311119-1	12/80	205.727	209.306	209.298	208.023	203.607
Complete dairy cattle feed, supplements, concentrates, and premixes.		311119-5	12/11	144.773	142.815	138.498	135.699	130.965
Other prepared animal feeds, including feeding materials and adjuncts.		311119-9	12/80	310.434	312.624	306.697	308.514	301.796
Secondary products and miscellaneous receipts.		311119-SM						
Miscellaneous receipts.		311119-M	12/80	277.676	275.643	278.549	277.305	277.979
Secondary products.		311119-S	12/80	377.440	377.564	378.592	378.699	378.806
Grain & oilseed milling.	3112		12/03	198.741	198.843	195.955	193.677	191.976
Flour milling & malt mfg.	31121		12/03	224.983	225.612	221.428	221.813	222.535
Flour milling.	311211		06/83	262.189	261.211	253.964	254.878	256.094
Primary products.		311211-P	06/83	266.954	265.989	258.394	259.369	260.633
Prepared flour mixes, including refrigerated and frozen doughs and batters, made in flour mills.		311211-A	06/83	266.070	265.906	265.906	263.717	265.141
Wheat flour (except flour mixes), made in flour mills.		311211-1	06/83	284.308	286.408	270.863	275.677	279.254
Wheat mill products, except flour.		311211-4	06/83	190.918	181.957	183.537	177.641	177.081
Corn mill products.		311211-7	06/83	233.763	232.501	229.544	230.385	229.011
Other grain mill products.		311211-9	06/83	324.239	328.422	321.055	323.872	322.693

See footnotes at end of table.

Table 11. Producer price indexes for net output of selected industries and their products, not seasonally adjusted — Continued
 [May 2023]

Title ¹	Industry code	Product code	Index base	Unadjusted index ²				
				Jan. 2023	Feb. 2023 ^P	Mar. 2023 ^P	Apr. 2023 ^P	May 2023 ^P
Flour milling - Continued								
Secondary products and miscellaneous receipts.....		311211-SM						
Miscellaneous receipts.....		311211-M	06/92	175.910	169.343	163.784	162.755	164.813
Rice milling.....	311212		06/84	253.524	255.187	256.133	255.325	253.393
Primary products.....		311212-P	06/84	252.692	254.349	255.292	254.487	252.561
Milled rice and byproducts.....		311212-0	12/03	243.340	244.935	245.844	245.069	243.214
Milled rice (incl second heads, screenings, brewers, bran, sharps, rice flour, and byproducts).....		311212-04	06/03	271.845	274.902	276.845	275.665	274.420
Head rice not packaged with other ingredients.....		311212-06	12/11	144.000	144.486	144.650	144.245	142.400
Malt manufacturing.....	311213		06/85	186.290	198.822	198.983	198.983	204.531
Primary products.....		311213-P	06/85	183.258	195.861	196.023	196.023	201.602
Malt and malt byproducts.....		311213-0	06/85	183.258	195.861	196.023	196.023	201.602
Secondary products and miscellaneous receipts.....		311213-SM1						
Starch & vegetable fats & oils mfg.....	31122		12/03	200.145	199.790	196.591	192.569	187.881
Wet corn milling and starch manufacturing.....	311221		06/85	244.721	272.674	274.822	277.617	271.102
Primary products.....		311221-P	06/85	269.814	301.678	304.143	306.778	299.123
Wet process corn byproducts.....		311221-A	06/85	327.875	339.740	353.581	352.442	331.819
Corn sweeteners, made by wet milling.....		311221-1	06/85	236.767	277.405	278.153	278.187	287.692
Manufactured starch, made by wet milling.....		311221-4	06/85	270.033	347.700	355.028	355.136	339.677
Secondary products and miscellaneous receipts.....		311221-SM						
Soybean and other oilseed processing.....	311224		12/11	120.352	116.171	112.919	108.493	105.751
Primary products.....		311224-P	12/11	107.614	103.552	101.005	95.598	93.553
Cottonseed cake, meal, hulls, and other byproducts.....		311224-B	06/85	656.097	644.160	639.502	635.602	605.150
Cottonseed cake and meal.....		311224-B1	12/11	138.738	136.793	136.237	134.777	129.002
Soybean oil.....		311224-3	12/79	232.980	223.095	220.911	214.337	205.857
Crude soybean oil, degummed, made from soybeans crushed in the same establishment.....		311224-31	05/88	191.040	189.637	186.154	182.876	180.572
Soybean oil, all other types.....		311224-32	12/03	296.039	276.575	275.542	265.012	249.448
Soybean cake, meal, and other byproducts.....		311224-4	12/79	139.745	143.089	142.456	138.965	137.295
Soybean cake and meal.....		311224-41	12/09	94.918	98.117	98.485	95.959	94.784
Other soybean products, including isolates and concentrates.....		311224-42	12/09	227.564	217.236	202.674	199.606	197.580
Cotton linters.....		311224-7	06/85	229.801	227.698	227.354	217.711	206.823
Other crude and refined vegetable oils and other vegetable mill products.....		311224-9	12/11	198.194	198.995	199.297	200.391	198.479
Other crude vegetable oils, including linseed, peanut, sunflower, safflower, etc.....		311224-91	01/99	386.430	383.598	377.451	383.988	382.299
Other vegetable oil mill products, including all oil seed cake and meal.....		311224-93	12/85	310.001	314.801	321.257	319.613	315.379
Secondary products and miscellaneous receipts.....		311224-SM						
Miscellaneous products.....		311224-M	12/11	119.144	114.217	110.580	109.659	103.832
Fats and oils refining and blending.....	311225		12/81	389.719	379.864	377.535	375.061	367.169
Primary products.....		311225-P	12/81	413.609	404.255	395.775	393.072	382.650
Shortening and cooking oils.....		311225-2	12/81	390.426	379.701	369.322	365.190	352.299
Margarine, butter blends, and butter substitutes.....		311225-4	02/04	174.193	172.977	172.821	173.954	-
Secondary products and miscellaneous receipts.....		311225-SM						
Secondary products.....		311225-S	02/04	176.089	169.741	179.060	178.078	178.164
Breakfast cereal manufacturing.....	31123		12/03	161.060	161.100	161.023	161.023	168.006
Breakfast cereal manufacturing.....	311230		12/83	267.898	267.964	267.837	267.837	279.452
Primary products.....		311230-P	12/83	277.780	277.780	277.780	277.780	290.870
Breakfast cereal.....		311230-1	12/83	276.354	276.354	276.354	276.354	289.376
Secondary products and miscellaneous receipts.....		311230-SM						
Sugar & confectionery product mfg.....	3113		12/84	248.735	253.585	255.305	256.075	256.710
Sugar mfg.....	31131		12/03	183.897	187.780	189.343	189.335	189.983
Beet sugar manufacturing.....	311313		06/82	186.650	192.188	192.842	193.683	199.044
Primary products.....		311313-P	06/82	190.978	196.695	197.368	198.233	203.753
Beet sugar.....		311313-0	06/82	194.177	199.990	200.674	201.554	207.166
Secondary products and miscellaneous receipts.....		311313-SM1						
Cane sugar manufacturing.....	311314		12/11	114.262	116.123	117.416	117.118	115.893
Primary products.....		311314-P	12/11	114.384	116.244	117.544	117.254	115.985
Raw cane sugar and sugarcane mill products and byproducts.....		311314-1	06/82	217.105	219.851	224.837	224.287	218.736
Refined granulated cane sugar and byproducts.....		311314-3	06/82	242.921	247.454	248.341	247.727	247.367
Secondary products and miscellaneous receipts.....		311314-SM						
Nonchocolate confectionery mfg.....	31134		12/03	178.167	184.474	185.895	186.034	186.100
Nonchocolate confectionery manufacturing.....	311340		12/03	178.113	184.418	185.839	185.977	186.043
Primary products.....		311340-P	12/03	179.526	186.173	187.672	187.810	187.873
Nonchocolate-type confectioneries.....		311340-5	06/83	275.575	278.072	281.110	281.400	281.535
Other confectionery-type products.....		311340-7	06/91	233.871	233.871	235.915	235.915	235.915

See footnotes at end of table.

Table 11. Producer price indexes for net output of selected industries and their products, not seasonally adjusted — Continued
 [May 2023]

Title ¹	Industry code	Product code	Index base	Unadjusted index ²				
				Jan. 2023	Feb. 2023 ^P	Mar. 2023 ^P	Apr. 2023 ^P	May 2023 ^P
Nonchocolate confectionery manufacturing - Continued								
Secondary products and miscellaneous receipts.....		311340-SM						
Secondary products.....		311340-S	12/03	186.276	187.308	187.474	187.672	187.811
Chocolate and confectionery manufacturing.....	31135		12/11	125.357	126.412	127.061	127.915	128.322
Chocolate and confectionery mfg. from cacao.....	311351		12/11	143.081	143.176	145.597	148.036	148.809
Primary products.....		311351-P	12/11	141.741	141.835	144.233	146.665	147.435
Chocolate coatings, made from cacao beans.....		311351-1	12/11	159.526	157.250	160.119	162.470	162.809
Chocolate/chocolate-type confectionery products, made from cacao beans.....		311351-4	12/11	125.784	128.965	130.249	130.249	130.249
Other chocolate and cocoa products, made from cacao beans.....		311351-7	12/11	142.614	141.027	143.979	147.948	149.274
Secondary products and miscellaneous receipts.....		311351-SM1						
Confectionery mfg. from purchased chocolate.....	311352		12/11	117.902	119.315	119.291	119.541	119.806
Primary products.....		311352-P	12/11	118.123	119.658	119.604	119.873	120.098
Chocolate/confectionery products, made from purchased chocolate.....		311352-3	12/11	116.854	118.373	118.319	118.585	118.809
Secondary products and miscellaneous receipts.....		311352-SM						
Miscellaneous receipts.....		311352-M	12/11	137.921	137.921	137.921	137.921	137.921
Fruit & vegetable preserving & specialty food mfg.....	3114		12/84	242.392	243.944	245.712	246.163	248.896
Frozen food manufacturing.....	31141		12/03	172.535	174.309	174.815	176.016	177.221
Frozen fruit and vegetable manufacturing.....	311411		06/81	328.966	337.099	337.561	341.941	341.067
Primary products.....		311411-P	06/81	289.356	297.172	297.682	301.414	300.450
Frozen fruits, juices, ades, drinks, and cocktails.....		311411-1	06/81	230.941	237.544	238.322	249.745	242.192
Frozen fruits.....		311411-11	12/90	276.674	277.178	279.015	275.811	260.873
Frozen vegetables.....		311411-4	06/81	320.832	329.360	329.786	330.735	332.228
Frozen vegetables, other than potato products.....		311411-47	12/11	141.200	141.610	141.568	141.780	142.304
Frozen potato products (French-fried, patties, puffs, etc.).....		311411-48	12/11	149.156	155.697	156.072	156.671	157.468
Secondary products and miscellaneous receipts.....		311411-SM						
Miscellaneous receipts.....		311411-M	06/97	535.613	605.602	615.895	677.651	636.480
Frozen specialty food manufacturing.....	311412		12/82	199.095	199.218	200.011	200.539	203.220
Primary products.....		311412-P	12/82	202.929	203.084	203.902	204.389	207.139
Frozen dinners (beef, pork, and poultry pies) and nationality foods, incl. frozen pizza.....		311412-1	12/82	184.399	184.529	184.283	184.827	187.899
Other frozen specialties, incl. all whipped topping, waffles, soups, etc., excluding seafood.....		311412-4	06/91	222.908	223.136	229.245	229.245	229.245
Secondary products and miscellaneous receipts.....		311412-SM						
Secondary products.....		311412-S	12/82	200.710	189.492	188.596	199.659	199.900
Fruit & vegetable canning, pickling & drying.....	31142		12/03	189.294	189.953	191.961	191.583	194.332
Fruit and vegetable canning.....	311421		06/81	278.429	279.369	282.629	281.105	286.042
Primary products.....		311421-P	06/81	278.792	279.034	282.031	281.203	286.122
Canned catsup and other tomato based sauces.....		311421-D	06/81	235.897	236.657	237.917	237.709	251.648
Canned jams, jellies, and preserves.....		311421-G	06/81	261.861	262.140	262.294	262.057	262.153
Canned and fresh fruit juices, nectars, and concentrates.....		311421-K	12/11	135.922	134.715	138.608	139.192	138.980
Pickles and other pickled products, including horseradish.....		311421-Q	06/81	331.971	332.548	332.548	332.548	332.548
Canned fruits, excluding baby foods.....		311421-1	06/81	319.007	319.398	322.563	321.155	328.150
Canned vegetables.....		311421-5	06/81	296.680	298.734	301.280	297.322	299.066
Secondary products and miscellaneous receipts.....		311421-SM						
Miscellaneous receipts.....		311421-M	06/81	153.522	168.122	177.616	164.294	166.675
Secondary products.....		311421-S	06/81	334.585	331.624	330.570	330.524	337.533
Specialty canning.....	311422		12/82	316.675	317.152	325.215	328.497	328.497
Primary products.....		311422-P	12/82	341.566	340.687	344.698	348.744	348.744
Canned baby foods and other canned specialty/nationality foods.....		311422-5	06/08	147.227	144.900	144.900	151.871	151.871
Canned soups and stews, excluding frozen and seafood.....		311422-6	12/82	457.302	458.264	458.626	458.626	458.626
Canned dry beans.....		311422-7	12/82	198.629	198.629	222.235	222.235	222.235
Secondary products and miscellaneous receipts.....		311422-SM						
Dried and dehydrated food manufacturing.....	311423		12/82	295.961	297.813	293.592	291.950	298.557
Primary products.....		311423-P	12/82	310.726	312.843	307.754	305.746	312.887
Soup mixes (including dried/dehydrated/freeze-dried) and bouillon.....		311423-1	12/82	226.032	226.032	214.465	214.465	231.563
Dried and dehydrated fruits and vegetables, including freeze-dried.....		311423-5	12/82	299.562	302.425	301.802	299.085	301.612
Secondary products and miscellaneous receipts.....		311423-SM						
Dairy product mfg.....	3115		12/84	245.800	240.524	236.776	236.782	235.447
Dairy product (except frozen) mfg.....	31151		12/03	176.039	171.907	168.971	168.850	167.839
Fluid milk manufacturing.....	311511		12/82	300.720	297.261	291.656	292.580	296.800
Primary products.....		311511-P	12/82	278.218	274.527	268.527	268.863	272.988
Yogurt, except frozen.....		311511-A	12/82	176.723	176.731	176.636	176.958	184.020
Perishable dairy product substitutes.....		311511-D	12/91	169.161	169.161	169.161	169.178	169.178
Fluid milk and cream, bulk sales.....		311511-1	12/91	231.382	225.355	223.067	222.295	224.104

See footnotes at end of table.

Table 11. Producer price indexes for net output of selected industries and their products, not seasonally adjusted — Continued
 [May 2023]

Title ¹	Industry code	Product code	Index base	Unadjusted index ²				
				Jan. 2023	Feb. 2023 ^P	Mar. 2023 ^P	Apr. 2023 ^P	May 2023 ^P
Fluid milk manufacturing - Continued								
Fluid milk and related products, packaged (incl. cartons, bottles, cans, etc.) excl. U.H.T.....		311511-5	12/82	298.979	293.423	282.893	283.896	287.737
Whole fluid milk, packaged, excluding U.H.T. and flavored.....		311511-51	12/82	278.934	271.983	259.990	263.460	267.680
Fluid milk, lowfat, incl. 2.0, 1.0, and 0.5 percent packaged, excl. U.H.T. and flavored.....		311511-52	12/82	307.888	304.023	294.227	293.968	300.892
Fat free or skim milk, packaged, excluding U.H.T. and flavored.....		311511-53	12/82	309.547	312.438	307.317	309.324	310.580
Other fluid milk related products, incl. heavy & light cream, unflavored sour cream, etc.....		311511-59	06/98	257.420	250.459	241.551	239.978	239.894
Cottage cheese (including bakers', pot, and farmers' cheese).....		311511-7	12/82	312.941	314.460	310.554	309.366	307.696
Other packaged milk products incl. flavored milks, eggnog, buttermilk etc.....		311511-9	12/91	285.095	283.614	278.470	277.773	280.561
Secondary products and miscellaneous receipts.....		311511-SM						
Miscellaneous receipts.....		311511-M	12/82	471.463	459.234	446.396	446.913	435.736
Secondary products.....		311511-S	12/82	269.080	270.840	273.374	278.914	281.919
Creamery butter manufacturing.....	311512		06/84	173.572	173.264	169.410	167.763	172.083
Primary products.....		311512-P	06/84	170.887	170.584	166.789	165.168	169.421
Creamery butter.....		311512-0	06/84	170.887	170.584	166.789	165.168	169.421
Cheese manufacturing.....	311513		06/81	219.227	211.934	209.529	209.018	203.488
Primary products.....		311513-P	06/81	199.930	193.180	192.035	191.594	185.866
Raw liquid whey.....		311513-A	12/04	234.193	211.117	202.090	205.970	203.512
Natural cheese (cheddar, Swiss, Italian, brick, cream, grated, dried etc.) excl. cottage cheese.....		311513-1	06/81	188.446	182.783	181.627	181.047	175.135
Natural cheese, except lowfat, shipped in consumer packages or containers (3 lbs. or less).....		311513-1111	12/04	143.578	142.757	141.917	141.214	140.642
Natural cheese, except lowfat, shipped in packages or containers (more than 3 lbs.) or bulk.....		311513-1121	12/04	128.884	122.334	121.791	121.814	114.554
Lowfat natural cheese, except cottage cheese, shipped in consumer packages (3 lbs. or less).....		311513-1131	06/10	113.700	113.525	113.422	113.524	113.165
Lowfat natural cheese, except cottage cheese, shipped in packages (more than 3 lbs.) or in bulk.....		311513-1141	06/10	147.703	138.338	136.449	135.536	126.048
Process cheese and related products.....		311513-4	06/81	201.112	190.870	191.095	191.292	187.636
Process cheese, shipped in consumer packages or containers (3 lbs. or less)...		311513-41	06/10	129.596	125.507	127.376	128.779	125.352
All other process cheese and related products.....		311513-49	06/10	152.573	142.494	141.080	140.055	138.267
Process cheese, shipped in packages or containers (more than 3 lbs.) or in bulk.....		311513-4921	06/10	150.734	146.746	139.494	131.447	138.297
Cheese food, spread, and other related products.....		311513-4961	12/11	121.910	109.162	112.636	117.352	109.145
Secondary products and miscellaneous receipts.....		311513-SM						
Miscellaneous receipts.....		311513-M	06/81	270.170	262.998	261.487	261.456	261.029
Secondary products.....		311513-S	06/81	271.070	262.652	249.021	248.202	247.960
Dry, condensed, and evaporated dairy products.....	311514		12/83	216.282	208.607	203.168	202.676	199.361
Primary products.....		311514-P	12/83	237.342	229.803	223.254	222.855	218.850
Ice cream mixes and related products.....		311514-A	04/00	155.406	152.856	151.505	151.748	151.061
Dairy product substitutes.....		311514-D	06/92	185.769	185.739	185.719	185.714	185.703
Dry milk products and mixtures.....		311514-1	12/83	201.847	193.074	184.872	184.098	178.649
Milk products, shipped in consumer-type cans, excluding substitutes.....		311514-5	12/83	328.346	327.674	325.708	325.894	325.320
Concentrated milk products shipped in bulk (barrels, drums, and tanks).....		311514-7	12/83	168.617	154.371	148.609	150.012	149.428
Secondary products and miscellaneous receipts.....		311514-SM						
Secondary products.....		311514-S	12/83	132.768	122.723	122.889	121.740	121.921
Ice cream and frozen dessert mfg.....	31152		12/03	170.326	170.836	170.965	172.417	172.337
Ice cream and frozen dessert manufacturing.....	311520		06/83	273.677	274.498	274.704	277.038	276.908
Primary products.....		311520-P	06/83	277.159	277.831	278.034	280.486	280.355
Ice cream and frozen dessert manufacturing.....		311520-0	06/83	277.159	277.831	278.034	280.486	280.355
Ice cream, incl. custards (excl. lowfat and nonfat) shipped in bulk (containers 3 gal or more).....		311520-01	06/83	279.405	278.995	282.103	282.055	281.699
Ice cream, incl. custards (excl. lowfat and nonfat) shipped in sizes less than 3 gallons.....		311520-02	06/83	273.534	274.955	274.818	279.133	278.986
Ice cream, including custards (excluding lowfat and nonfat), novelty forms.....		311520-03	06/92	212.415	212.282	212.804	212.833	212.919
Ice cream, including custards, lowfat and nonfat.....		311520-04	12/98	160.414	160.430	160.441	160.809	160.862
Frozen desserts containing fats other than butterfat (incl. soy, rice, almond, oats, etc.).....		311520-06	12/22	104.198	104.136	104.253	104.178	104.445
Other frozen desserts (yogurt, sherbet, water ices, mellorine, frozen pudding, gelato, etc.).....		311520-09	12/98	210.247	210.354	209.860	211.502	210.778
Secondary products and miscellaneous receipts.....		311520-SM						
Miscellaneous receipts.....		311520-M	06/83	306.788	308.964	318.136	318.056	318.051
Secondary products.....		311520-S	06/83	189.122	192.727	192.109	192.225	192.114
Animal slaughtering & processing.....	31161		12/84	219.841	214.727	219.302	216.978	217.835
Animal, except poultry, slaughtering.....	311611		12/80	238.059	229.613	236.185	229.809	234.080
Primary products.....		311611-P	12/80	233.430	225.064	231.711	225.836	230.043
Pork, fresh/frozen, unprocessed, all cuts, except sausage, made in slaughtering plants.....		311611-A	12/80	141.915	134.613	136.652	119.861	119.425

See footnotes at end of table.

Table 11. Producer price indexes for net output of selected industries and their products, not seasonally adjusted — Continued
 [May 2023]

Title ¹	Industry code	Product code	Index base	Unadjusted index ²				
				Jan. 2023	Feb. 2023 ^P	Mar. 2023 ^P	Apr. 2023 ^P	May 2023 ^P
Animal, except poultry, slaughtering - Continued								
Pork, processed or cured, not canned or made into sausage, made in slaughtering plants.....		311611-G	12/80	243.503	218.816	252.544	251.263	249.423
Fresh and processed sausage, deli, and cooked meats, made in slaughtering plants.....		311611-J	12/80	323.655	319.215	315.160	313.112	295.794
Hides, skins, and pelts, made in slaughtering plants.....		311611-Q	12/80	93.724	93.589	94.802	94.352	94.357
Miscellaneous byproducts of slaughtering plants.....		311611-R	12/80	665.303	606.475	578.688	547.043	551.314
Beef, fresh or frozen, not canned or made into sausage, made in slaughtering plants.....		311611-1	12/80	254.793	250.917	262.554	264.788	273.385
Beef, fresh/frozen whole/half carcass, not canned or made into sausage, misp..		311611-10	12/80	264.992	264.004	266.718	280.338	269.336
Beef, fresh/frozen variety meats, not canned or made into sausage, made in slaughtering plants.....		311611-16	12/80	282.843	262.020	279.188	276.617	284.865
Beef, fresh/frozen, primal and subprimal cuts, made in slaughtering plants.....		311611-17	12/95	225.988	223.338	234.172	235.534	244.898
Lamb/mutton, fresh or frozen, not canned or made into sausage, made in slaughtering plants.....		311611-7	12/95	316.610	316.718	318.391	313.878	313.878
Secondary products and miscellaneous receipts.....		311611-SM						
Miscellaneous receipts.....		311611-M	06/01	425.870	424.047	423.363	-	-
Secondary products.....		311611-S	12/80	210.483	209.596	198.799	160.928	163.272
Meat processed from carcasses.....	311612		12/82	223.897	223.919	228.820	229.913	231.262
Primary products.....		311612-P	12/82	217.303	217.336	222.262	223.363	224.934
Other processed, frozen, or cooked meats, made from purchased carcasses.....		311612-A	12/82	208.941	211.118	216.905	220.465	227.452
Boxed meat (beef, pork, lamb, etc.), made from purchased carcasses.....		311612-A1	06/08	129.475	131.451	131.711	135.173	136.758
Frozen ground meat patties and other processed, frozen, or cooked meats, mfpc.....		311612-A5	09/16	122.700	123.779	128.235	129.926	134.902
Pork, processed or cured, not canned or made into sausage, mfpc.....		311612-1	12/82	180.117	176.467	179.065	177.916	176.758
Pork, sweet-pickled, dry-cured, or dry salt, not canned or made into sausage, mfpc.....		311612-11	09/16	126.893	127.041	126.823	126.777	126.893
Smoked hams and picnics, excluding canned, made from purchased carcasses.....		311612-12	06/08	141.702	143.706	163.598	163.004	161.693
Smoked slab bacon, made from purchased carcasses.....		311612-13	09/16	147.579	147.356	138.838	127.758	131.470
Smoked sliced bacon, made from purchased carcasses.....		311612-14	06/08	175.177	167.900	165.930	165.394	161.554
Other smoked pork, not canned or made into sausage, made from purchased carcasses.....		311612-15	06/08	163.731	163.787	157.057	156.629	162.862
Boiled ham, barbecue pork, and other cooked pork, except canned meats and sausage, mfpc.....		311612-16	06/08	141.696	135.434	130.640	131.678	131.940
Sausage and similar products, excluding canned, made from purchased carcasses.....		311612-4	12/82	246.665	246.585	252.669	251.871	246.166
Fresh sausage (pork sausage, breakfast links, etc.), excluding canned, mfpc....		311612-41	12/82	293.190	294.737	312.913	305.406	287.018
Dry or semidry sausage (salami, cervelat, pepperoni, summer sausage, pork roll, etc), mfpc.....		311612-42	12/82	233.884	231.142	233.971	236.307	233.814
Frankfurters, including wieners, excluding canned, made from purchased carcasses.....		311612-43	12/82	270.455	271.101	269.792	270.953	275.277
Other sausage (smoked or cooked) & jellied goods & similar preparations, excluding canned, mfpc.....		311612-44	12/82	212.932	214.598	216.475	217.528	215.095
Secondary products and miscellaneous receipts.....		311612-SM						
Secondary products.....		311612-S	12/82	246.723	246.297	246.155	246.035	237.828
Rendering and meat byproduct processing.....	311613		12/82	381.270	376.982	374.548	376.635	378.479
Primary products.....		311613-P	12/82	366.982	363.282	361.580	363.630	365.361
Lard, inedible tallow, and other greases, excluding wool grease.....		311613-2	12/82	529.769	483.436	439.477	433.053	411.226
Animal and marine feed and fertilizer byproducts.....		311613-5	12/82	265.171	278.063	292.593	297.637	308.126
Meat and bone meal.....		311613-51	12/82	217.049	218.708	225.286	236.620	254.687
Animal and marine feed and fertilizer byproducts, except meat and bone meal..		311613-52	12/82	329.749	359.018	385.001	380.547	379.475
Secondary products and miscellaneous receipts.....		311613-SM						
Poultry processing.....	311615		12/81	193.253	188.059	190.505	190.150	186.569
Primary products.....		311615-P	12/81	197.246	192.076	194.701	194.293	190.647
Processed poultry and small game (except soups), containing 20 percent or more poultry or meat.....		311615-D	12/81	150.749	138.088	148.347	148.257	143.038
Young chickens, including bulk, chilled, frozen, whole, and in parts.....		311615-1	12/81	201.697	201.874	207.438	210.997	212.887
Turkeys (including frozen, whole, and parts).....		311615-7	12/81	310.071	303.274	270.617	252.119	229.720
Other poultry and small game (including frozen), whole, and parts.....		311615-9	12/90	311.273	312.197	312.382	312.529	309.706
Secondary products and miscellaneous receipts.....		311615-SM						
Secondary products.....		311615-S	12/81	42.111	36.967	33.554	34.849	33.827
Seafood product preparation & packaging.....	3117		12/03	191.365	191.260	191.732	191.141	189.875
Seafood product preparation and packaging.....	31171		12/03	191.365	191.260	191.732	191.141	189.875
Seafood product preparation and packaging.....	311710		12/11	133.962	133.888	134.218	133.805	132.918
Primary products.....		311710-P	12/11	133.614	133.568	133.917	133.510	132.598
Prepared frozen shellfish.....		311710-3	12/96	191.045	185.910	185.764	181.935	171.041
Prepared fresh fish/seafood, inc. surimi/surimi-based products.....		311710-6	12/82	430.528	431.254	428.056	417.183	416.047
Prepared frozen fish.....		311710-7	12/82	330.019	326.016	326.168	326.230	327.260
Other prepared fresh and frozen seafood.....		311710-9	12/96	180.393	183.618	196.116	196.476	197.658
Secondary products and miscellaneous receipts.....		311710-SM						

See footnotes at end of table.

Table 11. Producer price indexes for net output of selected industries and their products, not seasonally adjusted — Continued
[May 2023]

Title ¹	Industry code	Product code	Index base	Unadjusted index ²				
				Jan. 2023	Feb. 2023 ^P	Mar. 2023 ^P	Apr. 2023 ^P	May 2023 ^P
Seafood product preparation and packaging - Continued								
Secondary products.....		311710-S	12/82	160.804	160.911	160.895	162.342	163.775
Bakeries & tortilla mfg.....	3118		12/03	185.289	186.020	187.146	186.131	186.488
Bread & bakery product mfg.....	31181		12/03	195.823	196.720	198.328	198.469	198.059
Retail bakeries.....	311811		12/03	223.671	224.787	226.304	226.221	225.731
Primary products.....		311811-P	12/99	245.481	246.859	248.819	248.808	249.834
Retail bakery products.....		311811-0	12/99	245.481	246.859	248.819	248.808	249.834
Secondary products and miscellaneous receipts.....		311811-SM						
Commercial bakeries.....	311812		06/80	439.890	442.528	444.305	444.735	443.773
Primary products.....		311812-P	06/80	433.880	436.017	438.650	439.046	437.646
Bread (white, wheat, rye, etc.), including frozen.....		311812-1	06/80	432.799	432.168	441.087	437.948	435.316
White pan bread.....		311812-15	12/11	140.099	140.636	140.411	140.223	140.612
White hearth bread (French, Italian, etc.).....		311812-16	12/11	141.574	142.786	142.786	142.786	143.093
Dark wheat breads (whole wheat, cracked wheat, multigrain, etc.).....		311812-17	12/11	134.560	132.798	137.073	134.669	136.796
Other variety breads (rye, unleavened, raisin, potato, self-rising, salt-free, canned, etc.).....		311812-18	12/11	123.280	122.344	130.561	128.860	122.959
Rolls, bread-type (including muffins, bagels, and croissants), including frozen.....		311812-5	06/80	413.820	418.075	415.435	419.778	411.944
Rolls, hamburger and wiener.....		311812-51	12/11	137.501	137.195	133.482	136.764	135.154
All other rolls, bread-type (incl. muffins, bagels, and croissants).....		311812-59	12/11	144.238	147.374	149.179	148.925	145.241
Soft cakes, excluding frozen.....		311812-7	06/80	468.240	470.969	471.597	469.085	484.749
Other sweet goods, excluding frozen.....		311812-9	06/80	446.054	449.570	451.253	453.134	460.762
Secondary products and miscellaneous receipts.....		311812-SM						
Miscellaneous receipts.....		311812-M	06/80	510.663	510.663	509.158	510.663	512.192
Secondary products.....		311812-S	06/80	414.178	421.957	414.240	414.886	418.744
Frozen cakes and other pastries manufacturing.....	311813		06/91	233.831	233.009	240.538	240.571	240.205
Primary products.....		311813-P	12/82	337.031	335.570	347.627	347.560	346.845
Frozen cakes, pies, and other pastries.....		311813-0	12/82	337.031	335.570	347.627	347.560	346.845
Secondary products and miscellaneous receipts.....		311813-SM						
Secondary products.....		311813-S	06/91	189.285	189.977	190.146	190.743	-
Cookie, cracker & pasta mfg.....	31182		12/03	169.645	170.015	170.128	166.824	168.579
Cookie and cracker manufacturing.....	311821		06/83	256.519	257.320	258.127	258.127	264.040
Primary products.....		311821-P	06/83	254.913	255.400	255.400	255.400	262.130
Crackers, biscuits, and related products.....		311821-2	06/83	251.596	251.643	251.643	251.643	251.643
Saltines and all other crackers, cracker meal and crumbs, and biscuits.....		311821-24	01/12	101.181	101.200	101.200	101.200	101.200
Cookies, wafers, and ice cream cones and cups (excluding frozen).....		311821-4	06/83	255.985	256.775	256.775	256.775	268.135
Secondary products and miscellaneous receipts.....		311821-SM						
Secondary products.....		311821-S	06/83	267.456	270.990	278.731	278.731	278.247
Dry pasta, dough, and flour mixes manufacturing from purchased flour.....	311824		06/85	269.670	270.079	269.778	260.781	261.131
Primary products.....		311824-P	12/11	142.953	143.445	143.341	138.203	138.172
Prepared flour mixes (incl refrigerated & frozen doughs & batters) made from purchased flour.....		311824-1	06/85	248.758	248.346	248.069	245.705	245.621
Flour mixes (refrigerated & frozen doughs & batters), ex cake mixes, made from purchased flour.....		311824-12	06/85	246.016	245.586	245.298	242.831	242.744
Dry macaroni, spaghetti and egg noodle products (excluding canned or frozen).....		311824-3	06/85	310.841	314.884	314.884	288.284	288.284
Secondary products and miscellaneous receipts.....		311824-SM						
Secondary products.....		311824-S	06/85	330.853	310.945	311.241	317.325	330.521
Tortilla mfg.....	31183		12/03	168.028	169.237	171.311	171.942	171.944
Tortilla manufacturing.....	311830		12/03	168.030	169.239	171.313	171.944	171.946
Primary products.....		311830-P	06/91	205.887	207.413	209.586	210.349	210.349
Tortillas, sold in bulk or packages, excluding frozen or canned.....		311830-0	06/91	205.887	207.413	209.586	210.349	210.349
Secondary products and miscellaneous receipts.....		311830-SM						
Miscellaneous receipts.....		311830-M	12/03	133.948	133.948	134.586	134.586	134.586
Secondary products.....		311830-S	12/03	174.311	175.045	184.852	185.910	-
Other food manufacturing.....	3119		12/03	183.845	178.334	180.508	181.683	178.171
Snack food mfg.....	31191		12/03	174.308	175.657	178.223	178.547	184.598
Roasted nuts and peanut butter manufacturing.....	311911		12/03	148.497	147.902	147.751	148.593	150.195
Primary products.....		311911-P	12/03	148.232	147.616	147.533	148.402	150.025
Nuts and seeds (salted, roasted, cooked, or blanched).....		311911-1	06/91	188.226	187.160	186.935	188.141	190.407
Nuts (salted, roasted, cooked, or blanched), sold in bulk.....		311911-11	06/91	155.219	154.476	154.274	155.538	157.472
Canned nuts (salted, roasted, cooked, or blanched).....		311911-12	06/91	153.791	148.865	152.083	147.299	151.150
All other packaged nuts, including all types of seeds (salted, roasted, cooked, or blanched).....		311911-13	06/91	260.236	258.822	256.173	256.173	256.173
Peanut butter.....		311911-4	12/85	227.098	228.908	229.941	230.278	230.776
Secondary products and miscellaneous receipts.....		311911-SM						
Secondary products.....		311911-S	06/91	158.040	158.100	153.982	154.099	156.002

See footnotes at end of table.

Table 11. Producer price indexes for net output of selected industries and their products, not seasonally adjusted — Continued
 [May 2023]

Title ¹	Industry code	Product code	Index base	Unadjusted index ²				
				Jan. 2023	Feb. 2023 ^P	Mar. 2023 ^P	Apr. 2023 ^P	May 2023 ^P
Roasted nuts and peanut butter manufacturing - Continued								
Other snack food manufacturing.....	311919		06/91	234.584	237.739	242.981	242.981	253.849
Primary products.....		311919-P	12/85	266.940	270.612	276.711	276.711	289.359
Potato chips and sticks, plain and flavored.....		311919-1	12/85	251.836	256.270	257.069	257.069	274.784
Corn chips and related products.....		311919-4	12/85	270.565	270.565	283.321	283.321	283.321
Other chips, sticks (hard pretzels, bacon rinds, popcorn (except candied), etc.)....		311919-7	12/03	183.379	188.140	191.577	191.577	205.566
Secondary products and miscellaneous receipts.....		311919-SM						
Coffee & tea mfg.....	31192		12/03	176.088	177.549	177.140	177.467	177.962
Coffee and tea manufacturing.....	311920		06/81	246.227	248.270	247.698	248.155	248.848
Primary products.....		311920-P	06/81	232.305	234.242	233.700	234.133	234.791
Roasted coffee.....		311920-1	06/81	247.050	246.591	245.494	246.388	247.011
Coffee, concentrated, including coffee substitutes.....		311920-5	06/81	206.380	206.380	206.380	206.380	206.380
Tea in consumer packages.....		311920-7	12/85	164.725	182.589	185.424	183.049	184.130
Secondary products and miscellaneous receipts.....		311920-SM						
Miscellaneous receipts.....		311920-M	12/00	220.466	220.466	220.466	220.466	220.466
Flavoring syrup & concentrate mfg.....	31193		12/03	162.406	161.536	162.125	163.389	162.267
Flavoring syrup and concentrate manufacturing.....	311930		12/85	240.956	239.721	240.554	242.436	240.756
Primary products.....		311930-P	12/85	251.077	251.077	250.988	253.088	250.988
Liquid beverage bases, excluding use by soft drink bottlers.....		311930-1	12/85	310.934	310.934	310.934	319.673	310.934
Soft drink flavoring syrup, sold in bulk.....		311930-6	05/15	138.710	138.710	138.710	138.710	138.710
Other flavoring agents (except chocolate syrups).....		311930-8	12/85	161.813	161.813	161.615	161.615	161.615
Secondary products and miscellaneous receipts.....		311930-SM						
Secondary products.....		311930-S	06/07	169.493	—	—	—	—
Seasoning & dressing mfg.....	31194		12/03	186.985	188.540	189.346	190.563	190.930
Mayonnaise, dressing, and sauce manufacturing.....	311941		12/03	175.272	177.091	178.503	180.776	181.427
Primary products.....		311941-P	06/81	316.035	319.524	322.099	326.569	326.569
Vinegar and cider.....		311941-1	12/85	177.232	177.942	177.942	185.305	185.305
Prepared sauces, excluding tomato-based sauces and sauces comprised of 20 percent or more meat.....		311941-4	06/81	248.541	253.566	253.566	259.913	259.913
Mayonnaise, salad dressings, and sandwich spreads.....		311941-7	06/81	336.084	337.006	342.735	342.735	342.735
Spoon-type salad dressing incl. mayonnaise, sandwich spreads, refrigerated dressings, semisolid.....		311941-75	06/07	179.350	180.054	183.617	183.617	183.617
Pourable-type salad dressing (reduced calorie, cheese, vinegar and oil, etc.)....		311941-76	06/07	161.920	162.076	164.143	164.143	164.143
Secondary products and miscellaneous receipts.....		311941-SM						
Miscellaneous receipts.....		311941-M	06/94	147.282	147.282	147.282	150.332	150.332
Secondary products.....		311941-S	06/81	269.292	270.568	272.638	272.993	283.558
Spice and extract manufacturing.....	311942		12/03	192.026	193.188	193.226	193.113	193.122
Primary products.....		311942-P	12/03	194.118	195.328	195.366	195.287	195.287
Table salt (evaporated), pepper (white and black), and other spices.....		311942-1	06/85	264.389	264.103	264.274	264.259	264.259
Pepper and other spices in commercial sizes (1 lb or more).....		311942-16	05/17	110.561	110.315	110.315	110.315	110.315
Flavoring extracts, emulsions, liquid flavors, and food colorings.....		311942-6	12/85	355.638	362.343	362.343	362.343	362.343
Dry mix food preparations.....		311942-7	06/91	164.294	164.721	164.721	164.559	164.559
Secondary products and miscellaneous receipts.....		311942-SM						
All other food mfg.....	31199		12/03	208.054	184.983	189.347	191.854	171.794
Perishable prepared food manufacturing.....	311991		12/03	162.657	148.964	145.568	145.554	151.675
Primary products.....		311991-P	12/85	233.956	213.658	208.623	208.595	217.671
Perishable prepared foods.....		311991-0	12/85	233.956	213.658	208.623	208.595	217.671
Secondary products and miscellaneous receipts.....		311991-SM						
Miscellaneous receipts.....		311991-M	12/03	229.781	229.717	229.781	229.738	229.713
All other miscellaneous food manufacturing.....	311999		12/03	247.756	214.768	228.468	233.932	182.705
Primary products.....		311999-P	12/03	248.411	213.941	228.107	233.874	179.800
All other miscellaneous manufactured foods.....		311999-0	12/03	248.411	213.941	228.107	233.874	179.800
Secondary products and miscellaneous receipts.....		311999-SM						
Beverage & tobacco mfg.....	312		12/03	194.843	196.032	196.198	195.809	199.219
Beverage mfg.....	3121		12/84	233.870	233.631	233.908	233.037	237.172
Soft drink & ice mfg.....	31211		12/03	184.274	183.097	183.115	181.378	187.175
Soft drink manufacturing.....	312111		06/81	308.062	305.410	304.778	301.585	311.972
Primary products.....		312111-P	06/81	317.459	314.487	313.766	310.366	321.190
Soft drinks, non-carbonated.....		312111-A	12/00	204.998	191.910	191.486	185.468	207.768
Soft drinks, non-carbonated, all other types.....		312111-A3	06/07	135.390	135.876	135.543	135.746	134.055
Soft drinks, non-carbonated, fruit drinks, cocktails, ades.....		312111-A4	12/11	159.194	144.074	143.774	136.833	163.062
Soft drinks, bottled, canned, glass, plastic, carbonated.....		312111-2	12/11	162.523	165.092	164.707	164.366	164.301
Secondary products and miscellaneous receipts.....		312111-SM						
Miscellaneous receipts.....		312111-M	06/81	209.771	211.395	212.013	211.985	228.895

See footnotes at end of table.

Table 11. Producer price indexes for net output of selected industries and their products, not seasonally adjusted — Continued
[May 2023]

Title ¹	Industry code	Product code	Index base	Unadjusted index ²				
				Jan. 2023	Feb. 2023 ^P	Mar. 2023 ^P	Apr. 2023 ^P	May 2023 ^P
Soft drink manufacturing - Continued								
Secondary products.....		312111-S	06/81	322.936	328.332	330.063	330.208	331.946
Bottled water manufacturing.....	312112		12/03	112.218	112.789	114.234	113.722	115.666
Primary products.....		312112-P	12/03	110.801	111.364	112.798	112.289	114.202
Bottled water.....		312112-0	12/00	108.791	109.344	110.752	110.252	112.130
Secondary products and miscellaneous receipts.....		312112-SM						
Miscellaneous receipts.....		312112-M	12/03	-	-	-	-	-
Secondary products.....		312112-S2	09/18	137.087	139.609	140.829	140.586	144.471
Ice manufacturing.....	312113		12/85	300.426	305.815	308.712	309.017	316.494
Primary products.....		312113-P	12/85	288.852	294.122	296.956	297.255	304.570
Ice, manufactured (cubed, crushed, etc.), including can or block.....		312113-0	12/03	193.512	197.042	198.941	199.141	204.042
Secondary products and miscellaneous receipts.....		312113-SM						
Miscellaneous receipts.....		312113-M	08/98	167.044	167.617	167.617	167.617	167.617
Breweries.....	31212		12/03	153.876	154.368	154.089	154.069	154.009
Breweries.....	312120		06/82	230.833	231.572	231.153	231.123	231.033
Primary products.....		312120-P	06/82	228.313	229.146	228.675	228.639	228.536
Canned beer and ale case goods.....		312120-1	06/82	238.289	239.873	239.142	239.142	239.189
Bottled beer and ale case goods.....		312120-5	06/82	200.552	200.353	199.638	199.638	199.689
Beer and ale in barrels and kegs.....		312120-7	06/82	313.382	314.470	314.208	314.208	313.689
All other malt beverages and brewing products.....		312120-9	06/82	181.238	181.420	181.733	181.165	181.393
Secondary products and miscellaneous receipts.....		312120-SM						
Miscellaneous receipts.....		312120-M	12/02	166.799	166.799	166.799	166.799	166.799
Wineries.....	31213		12/03	143.653	144.125	144.603	145.401	145.966
Wineries.....	312130		12/83	199.623	200.284	200.952	202.079	202.864
Primary products.....		312130-P	12/83	205.428	206.003	206.589	207.363	208.196
Wines, brandy, and brandy spirits.....		312130-0	12/98	146.687	147.098	147.516	148.069	148.664
Wines, white, red, and rose grape, and other fruits, 14 percent or less alcohol...		312130-08	12/11	114.624	114.945	115.315	115.748	116.227
Wines, white grape, 14 percent or less alcohol content.....		312130-0811	12/83	167.751	168.520	169.277	169.752	170.405
Wines, red grape, 14 percent or less alcohol content.....		312130-0821	12/83	217.926	218.228	218.661	219.748	220.779
Wines, rose grape and other fruits and berries, 14 percent or less alcohol.		312130-0831	12/11	143.471	142.981	143.268	143.268	143.268
Wines, dessert, effervescent, and wine coolers.....		312130-09	12/11	123.137	123.158	123.688	124.016	124.296
All other wines, brandy, and brandy spirits.....		312130-0B	06/06	161.811	162.500	162.095	162.790	163.369
Secondary products and miscellaneous receipts.....		312130-SM						
Miscellaneous receipts.....		312130-M	12/91	152.009	155.098	158.134	168.479	168.479
Distilleries.....	31214		12/03	111.642	112.498	113.859	113.683	116.261
Distilleries.....	312140		06/83	183.730	185.142	187.385	187.097	191.347
Primary products.....		312140-P	06/83	178.689	180.076	182.276	182.001	186.173
Distilled liquor, excluding brandy.....		312140-2	07/98	85.691	85.917	88.118	88.118	88.118
Distilled whiskey, all other distilled liquor, excluding brandy.....		312140-22	12/11	129.463	129.804	133.129	133.129	133.129
Bottled liquor, excluding brandy.....		312140-5	06/83	198.203	200.678	200.678	200.091	208.979
Bottled whiskey.....		312140-5B	06/12	101.922	102.604	102.604	102.604	109.408
Bottled gin, vodka, rum, cordials, cocktails, and similiar compounds.....		312140-5C	06/12	103.205	105.658	105.658	104.849	106.334
Secondary products and miscellaneous receipts.....		312140-SM						
Miscellaneous receipts.....		312140-M	08/83	196.495	196.495	196.495	196.495	196.495
Tobacco mfg.....	3122		12/84	1,027.021	1,046.655	1,046.899	1,048.102	1,065.736
Tobacco manufacturing.....	31223		12/82	1,124.420	1,145.916	1,146.183	1,147.500	1,166.806
Tobacco manufacturing.....	312230		12/11	187.365	190.947	190.991	191.211	194.427
Primary products.....		312230-P	12/11	192.323	196.009	196.055	196.281	199.591
Tobacco stemming and redrying.....		312230-0	06/84	119.092	119.092	118.675	118.986	118.985
Tobacco, unstemmed leaf, redried before packing.....		312230-01	12/03	122.249	122.249	121.477	122.053	122.050
Tobacco, stemmed.....		312230-04	06/84	107.397	107.397	107.397	107.397	107.397
Cigarettes, excluding electronic.....		312230-1	12/82	1,239.559	1,265.766	1,265.766	1,265.766	1,288.460
Other tobacco products.....		312230-9	12/03	225.784	227.976	228.539	230.486	233.462
Cigars.....		312230-91	12/82	613.371	613.371	613.371	641.110	641.110
Chewing and smoking tobacco.....		312230-94	12/82	935.615	947.310	950.307	950.307	966.180
Secondary products and miscellaneous receipts.....		312230-SM						
Textile mills.....	313		12/03	171.491	171.391	171.022	170.813	170.069
Fiber, yarn, and thread mills.....	3131		12/84	175.850	175.952	172.465	170.765	169.195
Fiber, yarn, and thread mills.....	31311		12/84	175.850	175.952	172.465	170.765	169.195
Fiber, yarn, and thread mills.....	313110		12/11	122.426	122.497	120.069	118.885	117.792
Primary products.....		313110-P	12/11	122.359	122.430	120.004	118.821	117.728
Spun yarns.....		313110-4	12/82	158.063	157.142	151.524	151.547	151.310
Cotton spun yarns.....		313110-42	05/22	82.040	80.981	80.835	80.805	80.628

See footnotes at end of table.

Table 11. Producer price indexes for net output of selected industries and their products, not seasonally adjusted — Continued
[May 2023]

Title ¹	Industry code	Product code	Index base	Unadjusted index ²				
				Jan. 2023	Feb. 2023 ^P	Mar. 2023 ^P	Apr. 2023 ^P	May 2023 ^P
Fiber, yarn, and thread mills - Continued								
Rayon, acetate, and lyocell spun yarns.....		313110-45	12/82	175.968	175.968	179.885	179.885	179.885
Noncellulosic fiber and other natural fiber (excluding cotton and wool) spun yarns.....		313110-47	12/96	146.459	144.564	144.564	145.121	143.778
Other noncellulosic fiber & other natural fiber yarns, spun & finished in the same est.....		313110-475	12/11	132.182	130.722	130.722	132.280	128.522
Textured and twisted yarns.....		313110-6	12/82	213.661	215.216	214.197	209.844	206.191
Textured/crimped/bulked filament yarns, incl. stretch yarn, made from purchased filament yarn.....		313110-6H	12/82	232.456	234.564	233.286	228.226	223.996
Fabric mills.....	3132		12/03	163.462	163.475	163.549	163.484	163.371
Broadwoven fabric mills.....	31321		12/03	160.655	160.325	161.665	162.422	162.688
Broadwoven fabric mills.....	313210		12/03	160.606	160.276	161.616	162.372	162.638
Primary products.....		313210-P	12/03	159.278	158.937	160.101	160.883	161.157
Fabricated textile products, made in weaving mills.....		313210-W	12/06	147.346	147.346	146.292	141.918	141.365
Cotton broadwoven fabrics.....		313210-4	09/21	114.127	113.868	116.623	119.467	120.565
Manmade, silk, and other natural fiber (excluding cotton and wool) broadwoven fabrics.....		313210-8	09/21	110.517	110.233	110.481	110.471	110.361
Greige manmade, silk, and other natural fiber (exc cotton/wool) broadwoven fabrics.....		313210-81	06/11	120.402	120.037	120.386	120.369	120.120
Finished manmade, silk, & natural fiber (exc cotton/wool) broadwoven, finished in weaving mills.....		313210-83	06/81	185.665	185.407	185.513	185.521	185.839
Secondary products and miscellaneous receipts.....		313210-SM						
Narrow fabric mills and schiffli embroidery.....	31322		06/84	244.223	244.021	244.262	242.440	243.101
Narrow fabric mills and schiffli embroidery.....	313220		06/84	247.597	247.392	247.636	245.790	246.461
Primary products.....		313220-P	06/84	249.955	249.744	249.996	248.105	248.792
Woven narrow fabrics (12 inches or less in width).....		313220-2	06/84	238.323	238.356	238.785	236.185	236.185
Braided narrow fabrics (12 inches or less in width).....		313220-4	06/84	366.984	364.316	363.620	363.620	363.620
Secondary products and miscellaneous receipts.....		313220-SM						
Secondary products.....		313220-S	06/84	282.269	282.320	282.228	281.983	282.009
Nonwoven fabric mills.....	31323		12/03	154.211	154.427	153.774	153.396	153.109
Nonwoven fabric mills.....	313230		12/85	184.156	184.413	183.636	183.188	182.846
Primary products.....		313230-P	12/85	189.703	189.969	189.165	188.701	188.347
Nonwoven fabrics.....		313230-1	12/85	192.219	192.465	191.360	191.125	190.930
Pressed, punched, or needled felts, excluding hats.....		313230-5	12/85	172.006	174.023	178.721	173.897	170.520
Secondary products and miscellaneous receipts.....		313230-SM1						
Knit fabric mills.....	31324		12/03	165.827	165.780	166.217	166.363	165.835
Knit fabric mills.....	313240		12/11	139.460	139.420	139.788	139.911	139.467
Primary products.....		313240-P	12/11	136.141	136.101	136.459	136.581	136.139
Weft (circular) knit fabrics.....		313240-2	06/81	162.257	162.190	162.190	162.948	161.722
Weft (circular) knit fabrics, greige goods (excluding hosiery).....		313240-21	06/81	164.312	164.312	164.312	164.312	162.511
Weft (circular) knit fabrics, knit and finished in the same establishment (excl hosiery).....		313240-23	12/94	162.165	162.058	162.058	163.259	162.264
Other knit fabrics and laces.....		313240-4	06/81	179.322	179.292	180.227	179.722	179.899
Warp knit fabrics, greige goods (excluding hosiery).....		313240-41	06/81	231.813	231.143	231.716	231.716	230.375
Warp knit fabrics, knit and finished in same establishment.....		313240-43	12/03	147.240	147.603	148.839	148.016	148.980
Secondary products and miscellaneous receipts.....		313240-SM1						
Textile and fabric finishing mills.....	3133		12/03	190.400	189.889	191.320	192.111	190.777
Textile and fabric finishing mills.....	31331		12/03	192.809	190.793	192.271	193.289	191.507
Textile and fabric finishing mills.....	313310		12/11	152.189	150.600	151.765	152.567	151.163
Primary products.....		313310-P	12/11	153.892	152.230	153.449	154.288	152.819
Textile and fabric finishing, except broadwoven.....		313310-B	12/03	176.087	165.743	166.271	166.798	166.798
Finished broadwoven fabrics, finished in finishing mills.....		313310-4	12/03	205.421	206.921	208.930	210.240	207.539
Commission finishing of cotton broadwoven fabrics.....		313310-43	06/84	312.781	314.237	315.886	316.878	316.653
Other finished broadwoven fabrics (excl. cotton and wool), finished in finishing mills.....		313310-45	06/84	290.727	290.727	292.382	296.761	287.223
Other commission finishing of broadwoven fabrics (excl. cotton & wool).....		313310-47	06/84	296.796	301.087	305.463	305.463	305.454
Secondary products and miscellaneous receipts.....		313310-SM						
Fabric coating mills.....	31332		12/03	191.671	194.475	195.851	196.170	195.779
Fabric coating mills.....	313320		06/85	270.664	274.623	276.567	277.017	276.464
Primary products.....		313320-P	06/85	263.899	267.790	269.701	270.143	269.598
Vinyl coated fabrics, including expanded vinyl coated.....		313320-1	06/85	264.188	263.335	263.340	263.275	262.089
Rubber coated fabrics, garments, and footwear.....		313320-4	12/03	208.782	215.234	215.234	215.234	214.638
Coated or laminated fabrics and coated yarns, incl. impregnated fabrics.....		313320-5	06/06	156.179	159.410	161.170	161.594	161.453
Secondary products and miscellaneous receipts.....		313320-SM						
Secondary products.....		313320-S	06/85	214.526	214.508	214.601	214.773	214.970

See footnotes at end of table.

Table 11. Producer price indexes for net output of selected industries and their products, not seasonally adjusted — Continued
 [May 2023]

Title ¹	Industry code	Product code	Index base	Unadjusted index ²				
				Jan. 2023	Feb. 2023 ^P	Mar. 2023 ^P	Apr. 2023 ^P	May 2023 ^P
Fabric coating mills - Continued								
Textile product mills.....	314		12/03	158.263	158.357	158.341	158.752	158.624
Textile furnishings mills.....	3141		12/03	153.034	153.161	152.916	153.690	153.690
Carpet and rug mills.....	31411		12/84	187.972	188.183	187.633	188.795	188.795
Carpet and rug mills.....	314110		06/90	172.030	172.222	171.719	172.783	172.783
Primary products.....		314110-P	06/90	173.347	173.566	173.057	174.134	174.134
Carpet and rugs.....		314110-0	06/90	173.347	173.566	173.057	174.134	174.134
Secondary products and miscellaneous receipts.....		314110-SM						
Curtain and linen mills.....	31412		12/03	157.176	157.176	157.528	157.809	157.811
Curtain and linen mills.....	314120		06/83	183.875	183.875	184.286	184.616	184.617
Primary products.....		314120-P	06/83	181.788	181.788	182.218	182.444	182.444
Curtains and draperies, made from purchased materials.....		314120-1	06/84	223.457	223.457	223.457	223.457	223.457
Other household textile products, made from purchased materials.....		314120-8	06/83	179.194	179.194	179.800	180.119	180.119
Bedspreads, made from purchased materials.....		314120-83	06/83	152.318	152.318	152.318	152.318	152.318
Other household furnishings, made from purchased materials.....		314120-89	06/83	164.689	164.689	165.353	165.703	165.703
Secondary products and miscellaneous receipts.....		314120-SM						
Miscellaneous receipts.....		314120-M	06/83	195.325	195.325	195.325	198.687	198.687
Secondary products.....		314120-S	06/83	250.786	250.786	250.786	250.787	250.887
Other textile product mills.....	3149		12/03	163.209	163.257	163.555	163.459	163.157
Textile bag and canvas mills.....	31491		12/03	167.244	167.251	167.251	167.414	167.414
Textile bag and canvas mills.....	314910		12/11	139.557	139.562	139.562	139.698	139.699
Primary products.....		314910-P	12/11	140.996	141.001	141.001	141.155	141.155
Textile bags.....		314910-1	12/85	214.875	214.875	214.875	214.875	—
Canvas and related products.....		314910-5	12/85	362.733	362.746	362.746	363.206	363.206
Secondary products and miscellaneous receipts.....		314910-SM						
Miscellaneous receipts.....		314910-M	12/11	115.661	115.661	115.661	115.661	115.661
Secondary products.....		314910-S	12/11	163.669	163.684	163.684	163.679	163.682
All other textile product mills.....	31499		12/03	160.111	160.179	160.621	160.399	159.953
Rope, twine, tire cord, and tire fabric mills.....	314994		12/11	119.581	117.633	117.552	116.794	115.541
Primary products.....		314994-P	12/11	117.379	115.427	115.361	114.603	113.343
Rope, cordage, and twine.....		314994-4	06/85	288.131	290.538	290.181	290.350	290.772
Tire cord and tire fabrics.....		314994-7	06/84	155.919	150.127	150.127	148.217	144.982
Secondary products and miscellaneous receipts.....		314994-SM						
Miscellaneous receipts.....		314994-M	12/11	150.743	150.743	149.813	149.714	149.951
All other miscellaneous textile product mills.....	314999		12/03	154.226	155.225	155.843	155.906	155.906
Primary products.....		314999-P	12/03	154.258	155.423	156.109	156.148	156.148
Embroideries (excluding Schiffl machine products) and embroidery contractors.....		314999-6	12/11	128.051	128.457	128.457	128.457	128.457
Trimnings and findings, excluding automobile and apparel.....		314999-7	12/03	198.066	198.066	213.850	213.850	213.850
All other miscellaneous fabricated textile products.....		314999-8	12/03	152.061	153.617	153.830	153.886	153.886
Secondary products and miscellaneous receipts.....		314999-SM						
Miscellaneous receipts.....		314999-M	12/03	174.355	174.355	174.744	174.744	174.744
Secondary products.....		314999-S	12/03	137.489	137.489	137.489	137.942	137.942
Apparel manufacturing.....	315		12/03	126.768	126.582	126.615	126.634	127.488
Apparel knitting mills.....	3151		12/84	138.962	138.962	138.962	138.974	139.007
Apparel Knitting Mills.....	31512		12/22	100.780	100.780	100.780	100.789	100.814
Apparel knitting mills.....	315120		12/22	100.781	100.781	100.781	100.789	100.814
Primary products.....		315120-P	12/22	100.799	100.799	100.799	100.808	100.833
Hosiery and socks.....		315120-1	12/10	115.952	115.952	115.952	115.965	116.001
Hosiery and socks.....		315120-10	05/20	106.754	106.754	106.754	106.766	106.799
Other apparel knitting mills.....		315120-2	12/11	117.457	117.457	117.457	117.457	117.457
Secondary products and miscellaneous receipts.....		315120-SM						
Cut and sew apparel manufacturing.....	3152		12/03	124.242	123.893	123.939	123.945	125.078
Cut and sew apparel contractors.....	31521		12/03	123.842	125.432	125.432	125.432	125.432
Cut and sew apparel contractors.....	315210		12/11	118.116	119.632	119.632	119.632	119.632
Primary products.....		315210-P	12/11	118.305	119.854	119.854	119.854	119.854
Contract receipts for women's, girls', and infants' apparel.....		315210-2	12/03	116.437	119.071	119.071	—	—
Contract receipts for men's and boys' (including unisex) apparel.....		315210-4	12/03	142.997	142.997	142.997	142.997	142.997
Contract receipts for men's and boys' pants, work apparel, and other outerwear.....		315210-48	06/07	123.826	123.826	123.826	123.826	123.826
Secondary products and miscellaneous receipts.....		315210-SM						
Cut and sew apparel manufacturing (except contractors).....	31525		12/22	100.685	99.887	99.935	99.942	101.161
Cut and sew apparel manufacturing (except contractors).....	315250		12/22	100.684	99.889	99.938	99.944	101.161

See footnotes at end of table.

Table 11. Producer price indexes for net output of selected industries and their products, not seasonally adjusted — Continued
 [May 2023]

Title ¹	Industry code	Product code	Index base	Unadjusted index ²				
				Jan. 2023	Feb. 2023 ^p	Mar. 2023 ^p	Apr. 2023 ^p	May 2023 ^p
Cut and sew apparel manufacturing (except contractors) - Continued								
Primary products.....		315250-P	12/22	100.688	99.870	99.921	99.928	101.166
Men's and boys' cut and sew apparel manufacturing.....		315250-1	12/11	136.727	136.951	137.185	137.168	143.253
Men's and boys' nightwear, robes, and underwear, made from purchased fabrics.....		315250-11	12/03	165.532	165.532	165.532	165.532	165.532
Men's and boys' suits, coats, and overcoats, made from purchased fabrics.....		315250-12	12/80	214.476	214.476	215.401	215.401	236.919
Men's and boys' shirts, except work shirts, made from purchased fabrics.....		315250-13	06/83	186.339	186.339	186.339	186.339	186.339
Men's and boys' pants, except work pants, made from purchased fabrics.....		315250-14	12/81	287.302	287.302	287.302	287.302	287.302
Men's and boys' work clothing, made from purchased fabrics.....		315250-15	12/81	174.304	175.481	175.481	175.481	179.391
Men's and boys' other outerwear, made from purchased fabrics.....		315250-16	12/83	220.500	220.840	220.840	220.656	220.727
Women's, girls', and infants' cut and sew apparel manufacturing.....		315250-2	12/11	107.010	105.277	105.278	105.278	105.355
Women's and girls' lingerie and nightwear, made from purchased fabrics.....		315250-21	12/03	118.337	118.337	118.337	118.337	119.633
Women's and girls' blouses and shirts, made from purchased fabrics.....		315250-22	06/83	175.370	175.370	175.370	175.370	175.370
Women's and girls' dresses, made from purchased fabrics.....		315250-23	12/80	132.216	126.618	126.618	126.618	126.700
Women's and girls' suits, coats, and skirts, made from purchased fabrics.....		315250-24	12/82	127.731	127.923	127.923	127.923	128.166
Women's and girls' other outerwear, made from purchased fabrics.....		315250-25	06/83	108.885	108.955	108.959	108.959	108.959
Other cut and sew apparel manufacturing.....		315250-3	12/22	102.846	102.951	102.970	103.024	103.024
Fur and leather apparel, made from purchased materials.....		315250-31	12/03	203.945	203.945	204.251	205.101	205.101
All other cut and sew apparel, made from purchased materials.....		315250-32	12/03	156.876	157.059	157.059	157.059	157.059
Secondary products and miscellaneous receipts.....		315250-SM						
Miscellaneous receipts.....		315250-M	12/11	124.362	124.362	124.362	124.362	125.143
Secondary products.....		315250-S	12/11	122.194	122.194	122.194	122.194	122.388
Accessories and other apparel manufacturing.....	3159		12/03	158.334	158.334	158.334	158.474	158.581
Accessories and other apparel manufacturing.....	31599		12/03	158.331	158.331	158.331	158.470	158.578
Accessories and other apparel manufacturing.....	315990		12/11	142.428	142.428	142.428	142.553	142.651
Primary products.....		315990-P	12/11	137.244	137.244	137.244	137.375	137.477
All other accessories and apparel.....		315990-B	12/03	137.491	137.491	137.491	137.491	137.491
Leather belts, made from purchased materials.....		315990-BC	06/85	173.027	173.027	173.027	173.027	173.027
All other apparel accessories, made from purchased materials.....		315990-BE	12/11	136.997	136.997	136.997	136.997	136.997
Hats, caps, and millinery products.....		315990-4	12/90	255.638	255.638	255.638	255.638	256.106
Men's and boys' fabric, straw, and felt hats, made from purchased materials.....		315990-41	12/90	277.937	277.937	277.937	277.937	277.937
Women's, girls', and infants' fabric, straw, and felt hats, made from purchased materials.....		315990-43	12/90	159.903	159.903	159.903	159.903	159.903
Hat bodies and fabric caps, made from purchased materials.....		315990-45	12/90	264.464	264.464	264.464	264.464	268.857
Gloves and mittens, made from purchased materials.....		315990-7	12/03	183.085	183.085	183.085	184.319	184.319
Secondary products and miscellaneous receipts.....		315990-SM						
Miscellaneous receipts.....		315990-M	12/11	158.468	158.468	158.468	158.468	158.468
Secondary products.....		315990-S	12/11	139.391	139.391	139.391	139.391	139.391
Leather and allied product manufacturing.....	316		12/84	199.358	199.546	199.801	200.175	200.104
Leather and hide tanning and finishing.....	3161		06/81	203.485	202.217	203.655	203.584	203.135
Leather and hide tanning and finishing.....	31611		06/81	203.485	202.217	203.655	203.584	203.135
Leather and hide tanning and finishing.....	316110		06/81	203.338	202.071	203.508	203.437	202.989
Primary products.....		316110-P	06/81	199.387	198.139	199.555	199.485	199.043
Finished and unfinished leather.....		316110-1	12/97	109.046	108.281	109.149	109.109	108.764
Tanning or finishing leather owned by others, and furs, dressed and dyed or bleached.....		316110-2	06/11	131.344	131.344	131.344	131.316	132.056
Contract and commission receipts for tanning or finishing leather owned by others.....		316110-21	06/81	207.833	207.833	207.833	207.779	207.779
Secondary products and miscellaneous receipts.....		316110-SM						
Footwear manufacturing.....	3162		12/03	156.028	157.052	156.714	157.502	157.589
Footwear manufacturing.....	31621		12/03	156.028	157.052	156.714	157.502	157.589
Footwear manufacturing.....	316210		12/11	137.922	138.827	138.528	139.225	139.301
Primary products.....		316210-P	12/11	136.730	137.648	137.344	138.026	138.104
Rubber and plastics footwear, including athletic footwear.....		316210-1	12/80	163.042	163.042	163.021	163.021	163.826
Men's footwear (size 6 and larger), excluding athletic.....		316210-2	12/93	201.376	203.802	203.016	204.484	204.484
Women's footwear (size 4 and larger), excluding athletic.....		316210-5	12/93	146.550	146.553	146.524	147.233	147.233
Secondary products and miscellaneous receipts.....		316210-SM						
Miscellaneous receipts.....		316210-M	12/11	165.436	165.614	165.614	166.956	166.956
Other leather product manufacturing.....	3169		12/03	151.942	151.982	152.081	152.103	152.108
Other leather product manufacturing.....	31699		12/03	151.942	151.982	152.081	152.102	152.107
Other leather and allied product manufacturing.....	316990		12/22	101.729	101.756	101.822	101.837	101.840
Primary products.....		316990-P	12/22	101.726	101.749	101.778	101.792	101.796
Women's and children's handbags and purses.....		316990-1	06/06	132.867	133.000	133.120	133.177	133.177
All other leather goods and allied products.....		316990-2	12/11	132.216	132.216	132.230	132.239	132.245
Luggage (including suitcases, travel bags, backpacks, and other types).....		316990-21	12/84	161.579	161.579	161.579	161.579	161.579

See footnotes at end of table.

Table 11. Producer price indexes for net output of selected industries and their products, not seasonally adjusted — Continued
 [May 2023]

Title ¹	Industry code	Product code	Index base	Unadjusted index ²				
				Jan. 2023	Feb. 2023 ^p	Mar. 2023 ^p	Apr. 2023 ^p	May 2023 ^p
Other leather and allied product manufacturing - Continued								
Personal leather goods (excluding women's handbags and purses).....		316990-22	06/82	203.131	203.131	203.844	204.593	205.149
Boot and shoe cut stock and findings.....		316990-24	12/06	133.762	133.762	133.861	133.861	133.861
All other miscellaneous leather goods.....		316990-25	12/03	173.017	173.017	173.017	173.017	173.017
Secondary products and miscellaneous receipts.....		316990-SM						
Miscellaneous receipts.....		316990-M	12/11	154.213	154.304	154.304	154.304	154.304
Wood product manufacturing.....	321		12/03	186.795	186.312	185.357	184.820	184.489
Sawmills and wood preservation.....	3211		12/03	148.336	149.581	149.160	148.870	149.096
Sawmills and wood preservation.....	32111		12/03	148.336	149.581	149.160	148.870	149.096
Sawmills.....	321113		12/80	208.232	210.283	208.249	205.730	206.576
Primary products.....		321113-P	12/03	138.994	140.459	139.014	137.262	138.139
Hardwood lumber, made in sawmills.....		321113-1	12/03	108.119	104.362	102.023	100.827	102.327
Softwood lumber, made in sawmills.....		321113-3	12/03	135.326	139.809	138.471	136.515	136.957
Softwood dressed lumber, less than 2 inches in nominal thickness, not edge worked.....		321113-32	06/12	180.865	171.188	160.724	154.745	150.835
Softwood dressed 2-inch lumber, 2 inches in nominal thickness only, not edge worked.....		321113-33	06/12	135.163	146.113	145.861	143.796	144.651
Softwood dressed lumber and timbers, more than 2 inches in nominal thickness, not edge worked.....		321113-34	06/12	137.642	140.879	139.570	140.416	144.487
Wood chips, excluding field chips.....		321113-5	12/80	146.319	146.118	147.573	146.341	146.760
Wood ties, siding, shingles, and shakes, and contract sawing of logs owned by others.....		321113-7	12/03	172.382	172.362	174.438	174.167	176.609
Secondary products and miscellaneous receipts.....		321113-SM						
Wood preservation.....	321114		06/85	278.012	278.997	284.864	294.014	291.919
Primary products.....		321114-P	06/85	271.805	273.045	278.953	287.948	285.398
Wood poles, piles, and posts owned and treated by the same establishment.....		321114-1	06/85	405.563	403.643	420.215	442.930	437.678
Other wood products owned and treated by the same establishment.....		321114-5	06/85	236.945	240.731	240.932	243.123	241.699
Receipts for treating wood owned by others w/ arsenical chemicals, creosote, & other chemicals.....		321114-9	06/85	224.075	224.369	224.650	223.778	223.778
Secondary products and miscellaneous receipts.....		321114-SM						
Plywood and engineered wood product mfg.....	3212		12/03	183.420	179.523	177.933	177.570	176.627
Plywood and engineered wood product mfg.....	32121		12/03	183.420	179.523	177.933	177.570	176.627
Hardwood veneer and plywood manufacturing.....	321211		06/85	235.999	227.659	227.584	227.500	224.219
Primary products.....		321211-P	06/85	247.356	238.607	237.876	236.796	233.199
Hardwood veneer, including veneer backed with paper, cloth, or other flexible material.....		321211-1	12/03	142.548	142.792	142.933	143.143	138.173
Hardwood plywood.....		321211-4	12/12	170.125	154.206	154.517	152.169	151.660
Hardwood veneered panels, including two-ply veneers.....		321211-7	06/85	251.183	246.380	240.681	240.359	244.474
Secondary products and miscellaneous receipts.....		321211-SM						
Softwood veneer and plywood manufacturing.....	321212		12/80	254.851	253.398	249.611	249.130	247.626
Primary products.....		321212-P	12/80	259.491	259.075	255.090	254.550	254.770
Softwood veneer, incl. veneer backed w/ paper, cloth, or other flexible material.....		321212-1	12/80	194.084	186.355	180.557	177.746	177.446
Softwood plywood products: rough, sanded, and specialties.....		321212-4	12/11	176.605	180.321	179.128	180.057	180.458
Secondary products and miscellaneous receipts.....		321212-SM						
Secondary products.....		321212-S	12/80	272.022	259.736	256.997	256.997	237.690
Engineered wood member manufacturing.....	321215		12/22	98.724	95.410	93.730	92.042	90.252
Primary products.....		321215-P	12/22	99.049	95.920	94.035	92.036	90.139
Engineered wood members (excluding trusses).....		321215-1	12/06	229.289	225.702	222.696	220.001	218.180
Laminated veneer lumber.....		321215-11	12/03	265.610	262.746	258.857	258.857	253.007
Other engineered structural wood members, excluding trusses & laminated veneer lumber.....		321215-12	12/03	282.247	277.058	273.601	268.413	268.413
Wood trusses.....		321215-2	12/03	301.470	290.017	283.562	276.459	269.325
Secondary products and miscellaneous receipts.....		321215-SM						
Reconstituted wood product manufacturing.....	321219		06/91	261.846	260.214	260.853	265.543	269.905
Primary products.....		321219-P	06/91	261.043	259.080	261.042	266.459	271.326
Hardboard products.....		321219-B	12/11	183.059	183.059	184.690	184.599	183.150
Particleboard made from particleboard produced at the same location.....		321219-1	12/82	388.987	379.489	370.942	367.929	367.929
Secondary products and miscellaneous receipts.....		321219-SM						
Other wood product manufacturing.....	3219		12/03	204.043	204.448	203.596	202.852	202.593
Millwork.....	32191		12/03	196.289	198.864	198.473	196.940	196.705
Wood window and door manufacturing.....	321911		12/03	200.393	207.028	206.575	203.700	202.856
Primary products.....		321911-P	12/03	197.518	204.185	203.528	200.728	199.940
Wood window units.....		321911-1	06/83	359.830	375.400	376.091	376.091	376.091
Double hung wood window units.....		321911-11	06/13	160.299	167.180	167.180	167.180	167.180
Casement wood window units.....		321911-12	06/13	176.415	184.079	184.848	184.848	184.848

See footnotes at end of table.

Table 11. Producer price indexes for net output of selected industries and their products, not seasonally adjusted — Continued
 [May 2023]

Title ¹	Industry code	Product code	Index base	Unadjusted index ²				
				Jan. 2023	Feb. 2023 ^P	Mar. 2023 ^P	Apr. 2023 ^P	May 2023 ^P
Wood window and door manufacturing - Continued								
All other wood window units, including horizontal sliding, awning and single hung.....		321911-13	06/13	151.009	157.605	157.605	157.605	157.605
Wood sash, excluding sash shipped in window units.....		321911-3	06/83	362.135	378.806	378.806	378.806	378.806
Wood window & door frames, incl. door frames in door units, excl. window frames in window units.....		321911-5	06/83	240.429	241.062	236.128	227.531	222.679
Wood panel, flush, & molded face doors, interior & exterior, incl. doors with glazed sections.....		321911-7	06/83	346.424	360.154	360.154	350.631	350.014
Other wood doors, incl. garage, patio, bifold, cabinet, screen, storm and louver. ...		321911-9	06/83	312.855	324.617	324.259	322.906	323.181
Secondary products and miscellaneous receipts.....		321911-SM						
Secondary products.....		321911-S	12/03	190.290	197.771	195.211	190.371	188.320
Cut stock, resawing lumber, and planing.....	321912		12/03	193.548	191.355	191.029	189.787	190.304
Primary products.....		321912-P	12/03	183.635	185.155	184.775	183.328	183.931
Softwood lumber, made from purchased lumber.....		321912-3	12/03	231.884	236.455	232.586	231.394	232.460
Hardwood cut stock and dimension.....		321912-6	06/84	266.124	266.124	266.124	266.124	266.124
Softwood cut stock and dimension.....		321912-8	12/80	219.709	227.095	227.403	230.074	210.493
Sawn wood fence stock, wood lath, and contract resawing and planing.....		321912-9	12/03	213.544	213.544	213.544	213.544	213.544
Secondary products and miscellaneous receipts.....		321912-SM						
Other millwork, including flooring.....	321918		12/03	189.497	189.201	188.857	189.206	189.351
Primary products.....		321918-P	12/03	187.281	187.371	186.782	187.992	188.141
Wood moldings.....		321918-2	06/83	374.622	372.911	371.564	370.660	372.898
Other wood millwork products, including stairwork, exterior millwork, and softwood flooring.....		321918-5	12/03	162.635	162.099	162.241	163.489	163.868
Hardwood flooring.....		321918-7	06/84	261.327	264.431	262.090	265.794	263.906
Hardwood flooring, other than oak and maple.....		321918-72	12/03	176.898	176.898	177.261	177.261	177.261
Oak and maple hardwood flooring.....		321918-73	06/84	235.981	238.967	236.683	240.246	238.431
Secondary products and miscellaneous receipts.....		321918-SM						
Miscellaneous receipts.....		321918-M	12/03	—	—	—	165.221	165.221
Secondary products.....		321918-S	12/03	236.605	230.982	233.381	232.537	232.847
Wood container and pallet manufacturing.....	32192		12/03	211.648	207.862	205.972	205.316	203.458
Wood container and pallet manufacturing.....	321920		12/03	211.634	207.847	205.957	205.302	203.445
Primary products.....		321920-P	12/03	204.729	201.027	199.181	198.558	196.841
Nailed and lock-corner wood boxes.....		321920-1	06/85	209.169	209.169	209.169	209.169	209.169
Wood box and crate shook.....		321920-3	06/85	244.760	245.420	245.420	238.109	235.399
Wood pallets and pallet containers, wood and metal combination.....		321920-5	12/03	222.195	217.632	215.374	214.720	212.759
Other wood container parts and wood containers.....		321920-7	12/03	125.120	125.120	125.120	127.792	127.792
Secondary products and miscellaneous receipts.....		321920-SM						
Miscellaneous receipts.....		321920-M	12/03	345.537	318.267	312.357	307.704	281.570
Secondary products.....		321920-S	12/03	185.251	186.184	185.381	185.136	185.355
All other wood product manufacturing.....	32199		12/03	202.531	201.790	200.855	201.477	202.248
Manufactured home, mobile home, manufacturing.....	321991		06/81	493.872	490.669	489.349	489.349	490.042
Primary products.....		321991-P	06/81	493.924	490.719	489.399	489.399	490.092
Manufactured homes (mobile homes), all width sizes (incl. multisection).....		321991-1	06/81	494.935	491.724	490.401	490.401	491.095
Secondary products and miscellaneous receipts.....		321991-SM						
Prefabricated wood building manufacturing.....	321992		12/84	398.998	397.738	397.691	397.883	399.120
Primary products.....		321992-P	12/84	384.376	383.133	383.045	383.234	384.412
Prefabricated stationary wood buildings, components (not sold as complete units).....		321992-1	12/89	200.764	201.179	199.312	199.312	197.404
Prefabricated stationary wood buildings, shipped in panel form (complete units) ...		321992-5	12/84	581.488	580.349	579.536	579.712	583.530
Prefabricated stationary wood buildings, precut packages (complete units).....		321992-6	12/84	515.948	515.961	517.848	518.731	520.630
Prefabricated stationary wood buildings, shipped in three-dimensional assemblies.....		321992-7	12/84	397.642	394.386	394.647	394.647	395.273
Prefabricated stationary wood buildings, three-dimensional assemblies, residential.....		321992-71	12/84	384.115	384.115	384.397	384.397	385.073
Prefabricated stationary wood buildings, three-dimensional assemblies, nonresidential.....		321992-72	12/84	499.612	461.642	461.648	461.648	461.662
Secondary products and miscellaneous receipts.....		321992-SM						
Miscellaneous receipts.....		321992-M	06/98	286.067	285.821	282.494	282.573	282.988
Secondary products.....		321992-S	08/92	389.853	389.839	399.401	399.442	402.632
Miscellaneous wood product manufacturing.....	321999		12/03	140.674	140.493	139.066	140.214	141.158
Primary products.....		321999-P	06/84	208.408	208.518	206.273	208.389	208.389
All other miscellaneous wood products.....		321999-0	06/02	136.175	136.247	134.780	136.163	136.163
Secondary products and miscellaneous receipts.....		321999-SM						
Paper manufacturing.....	322		12/03	188.475	188.220	186.815	186.092	185.610
Pulp, paper & paperboard mills.....	3221		12/03	185.719	184.665	183.913	182.686	181.322
Pulp mills.....	32211		12/82	291.531	281.284	280.803	261.187	249.181
Pulp mills.....	322110		12/82	291.529	281.282	280.801	261.185	249.180

See footnotes at end of table.

Table 11. Producer price indexes for net output of selected industries and their products, not seasonally adjusted — Continued
[May 2023]

Title ¹	Industry code	Product code	Index base	Unadjusted index ²				
				Jan. 2023	Feb. 2023 ^P	Mar. 2023 ^P	Apr. 2023 ^P	May 2023 ^P
Pulp mills - Continued								
Primary products.....		322110-P	12/82	322.675	311.334	310.801	289.090	275.802
Special alpha and dissolving wood pulp, incl. sulfite and sulfate and other wood pulp.....		322110-6	12/11	147.530	141.630	142.070	131.037	124.125
All other miscellaneous pulp, other than wood, and pulp mill by-products, incl. turpentine.....		322110-9	06/88	459.505	459.505	443.297	437.391	437.391
Paper mills.....	32212		06/81	245.936	246.540	244.978	245.400	242.944
Paper mills.....								
Primary products.....	322120	322120-P	12/03	168.184	168.526	167.485	167.806	166.145
Bleached bristol, clay-coated, uncoated, and industrial converted paper.....		322120-1	12/11	132.114	133.628	131.398	133.014	130.751
Construction paper.....		322120-2	12/11	138.360	138.360	138.360	138.360	135.806
Sanitary tissue paper products, made in paper mills.....		322120-4	06/83	245.480	246.211	246.555	246.868	248.650
Newsprint and uncoated ground-wood paper.....		322120-5	12/03	137.732	139.894	142.997	141.426	137.779
Secondary products and miscellaneous receipts.....		322120-SM						
Paperboard mills.....	32213		12/82	392.732	388.696	387.943	385.377	385.670
Paperboard mills.....								
Primary products.....	322130	322130-P	12/82	393.163	389.126	388.374	385.805	386.097
Bleached packaging and industrial converting paperboard.....		322130-B	05/21	375.005	371.337	370.794	368.340	368.469
Unbleached kraft packaging and industrial converting paperboard.....		322130-1	12/82	130.842	130.842	130.842	130.842	130.842
Recycled paperboard.....		322130-7	12/82	367.768	365.618	365.560	364.173	364.173
Secondary products and miscellaneous receipts.....		322130-SM		430.804	423.983	421.439	412.895	413.536
Converted paper product mfg.....	3222		12/03	192.501	192.498	190.855	190.383	190.493
Paper container mfg.....	32221		12/84	332.811	331.460	327.512	325.680	326.813
Corrugated and solid fiber box manufacturing.....								
Primary products.....	322211	322211-P	03/80	449.400	446.036	438.793	433.439	432.278
Corrugated and solid fiber boxes, including pallets.....		322211-0	03/80	450.783	447.182	439.819	434.134	432.918
Corrugated shipping containers for food and beverages and carryout boxes for retail food.....		322211-01	03/80	450.783	447.182	439.819	434.134	432.918
Corrugated shipping containers for paper and allied products.....		322211-02	03/80	376.012	373.093	371.643	365.840	365.840
Corrugated shipping containers for metal and electrical machinery.....		322211-03	03/80	472.806	468.496	450.369	449.120	447.126
Corrugated shipping containers for all other end uses.....		322211-04	06/02	266.119	265.234	265.234	263.653	263.497
Corrugated paperboard in sheets and rolls, lined and unlined.....		322211-05	03/80	453.032	451.320	444.697	438.380	438.380
Other corrugated and solid fiber products, including containers, pallets, pads, etc.....		322211-09	03/80	395.223	389.870	373.817	365.062	360.188
Secondary products and miscellaneous receipts.....		322211-SM	06/02	263.788	260.889	259.740	258.305	258.174
Miscellaneous receipts.....		322211-M	06/02	293.040	305.213	290.177	304.553	305.959
Secondary products.....		322211-S	12/90	218.602	218.647	218.598	218.624	218.637
Folding paperboard box manufacturing.....	322212		12/83	234.191	234.927	235.141	237.869	242.878
Primary products.....		322212-P	12/83	229.643	230.370	230.611	233.376	238.471
Folding paperboard boxes, packaging, and packaging components.....		322212-0	12/83	229.643	230.370	230.611	233.376	238.471
Secondary products and miscellaneous receipts.....		322212-SM						
Other paperboard container manufacturing.....								
Primary products.....	322219	322219-P	12/11	144.045	144.511	143.223	143.535	144.589
Setup (rigid) paperboard boxes.....		322219-1	12/11	148.650	149.175	147.724	148.075	149.263
Paperboard fiber drums with ends of any material.....		322219-7	12/83	470.418	476.171	476.171	462.313	462.313
Fiber cans, tubes, and similar fiber products.....		322219-8	12/85	519.971	504.353	504.353	502.569	503.878
Fiber cans, all fiber and composite.....		322219-81	12/85	421.717	432.796	421.649	429.890	431.315
Fiber cores and tubes.....		322219-82	12/85	364.792	380.963	365.526	377.493	379.782
Paperboard cones, reels, spools, bobbins, blocks, and all vulcanized fiber products.....		322219-83	12/85	463.768	463.592	461.988	461.988	461.520
Secondary products and miscellaneous receipts.....		322219-SM	12/02	153.791	153.791	153.791	153.791	153.791
Paper bag and coated and treated paper mfg.....	32222		12/03	176.158	176.560	176.421	176.512	176.051
Paper bag and coated and treated paper manufacturing.....								
Primary products.....	322220	322220-P	12/11	133.908	134.214	134.108	134.177	133.826
Specialty bags, pouches, and liners, multiweb laminations and foil, except film-film.....		322220-C	12/11	133.674	133.981	133.870	133.939	133.570
Uncoated single-web paper grocers' bags and sacks and variety and shopping bags.....		322220-D	12/83	312.325	311.551	311.594	310.674	310.656
Laminated aluminum foil rolls and sheets for flexible packaging uses.....		322220-F	12/83	428.583	428.583	428.583	483.162	491.421
Pasted, lined, laminated, or surface-coated paperboard.....		322220-G	12/03	164.099	164.123	164.236	163.509	163.509
Single-web paper, rolls and sheets, including waxed, for flexible packaging uses.....		322220-H	12/84	339.591	339.591	339.591	339.591	339.591
Multiweb laminated rolls and sheets, except foil, for flexible packaging uses.....		322220-J	12/87	296.352	300.266	300.266	299.452	299.452
Printing paper, coated at establishments other than where paper was produced.....		322220-K	12/03	167.559	168.369	168.568	170.815	163.377
Pressure-sensitive products.....		322220-N	12/82	265.841	265.841	261.838	261.838	261.838
Wallcoverings.....		322220-7	12/82	250.243	250.246	249.790	246.822	248.452
Converted foil for nonpackaging applications.....		322220-8	06/85	182.992	182.992	182.992	182.992	182.992
Other coated and processed papers, except for packaging uses.....		322220-9	06/13	123.754	121.419	121.419	121.419	121.419
			12/11	118.067	120.231	123.065	121.311	117.342

See footnotes at end of table.

Table 11. Producer price indexes for net output of selected industries and their products, not seasonally adjusted — Continued
 [May 2023]

Title ¹	Industry code	Product code	Index base	Unadjusted index ²				
				Jan. 2023	Feb. 2023 ^P	Mar. 2023 ^P	Apr. 2023 ^P	May 2023 ^P
Paper bag and coated and treated paper manufacturing - Continued								
Secondary products and miscellaneous receipts.....		322220-SM						
Miscellaneous receipts.....		322220-M	12/11	116.378	118.152	118.152	118.152	118.743
Stationery product mfg.....	32223		12/03	209.790	211.773	208.397	211.567	209.401
Stationery product manufacturing.....	322230		12/11	164.026	165.576	162.937	165.414	163.721
Primary products.....		322230-P	12/11	165.385	166.986	164.264	166.818	165.095
Die-cut paper and paperboard office supplies.....		322230-4	12/89	285.356	285.356	285.356	285.356	285.356
Envelopes, commercial, all types and materials.....		322230-5	12/84	260.037	258.169	256.688	257.470	257.408
Tablets, pads and related products.....		322230-9	06/85	268.593	270.354	270.663	270.663	270.663
Secondary products and miscellaneous receipts.....		322230-SM						
Miscellaneous receipts.....		322230-M	12/11	129.937	129.411	127.472	128.388	126.179
Other converted paper product mfg.....	32229		12/03	146.616	148.145	147.939	147.778	147.404
Sanitary paper product manufacturing.....	322291		12/03	133.397	134.131	133.845	133.736	133.744
Primary products.....		322291-P	06/83	194.493	195.540	195.084	194.897	194.968
Disposable diapers and similar disposable products, made from purchased sanitary paper stock.....		322291-2	12/03	103.668	103.668	103.668	103.668	103.668
Sanitary tissue paper products, made from purchased sanitary paper stock or wadding.....		322291-5	12/03	168.542	170.245	169.504	169.200	169.314
Secondary products and miscellaneous receipts.....		322291-SM						
Miscellaneous receipts.....		322291-M	12/03	277.468	279.497	277.492	274.859	245.348
All other converted paper product mfg.....	322299		12/03	179.883	183.958	184.018	183.716	182.117
Primary products.....		322299-P	12/03	176.166	181.210	180.924	181.103	179.565
Molded pulp goods, including egg cartons, florist pots, food trays, etc.....		322299-1	12/03	192.818	191.878	193.875	195.284	193.286
Miscellaneous converted paper and paperboard products.....		322299-3	12/03	172.071	179.035	178.027	177.820	176.417
Secondary products and miscellaneous receipts.....		322299-SM						
Printing and related support activities.....	323		12/03	157.439	158.214	158.781	158.524	158.563
Printing and related support activities.....	3231		12/03	157.627	158.403	158.971	158.714	158.752
Printing.....	32311		12/03	159.242	160.023	160.610	160.349	160.391
Commercial screen printing.....	323113		12/03	129.153	129.185	129.293	129.500	129.689
Primary products.....		323113-P	12/03	128.809	128.809	128.937	129.075	129.299
Screen printing on garments, apparel accessories, and other fabric articles, excluding labels.....		323113-4	06/90	164.171	164.171	164.198	164.432	164.814
Screen printing (excluding on textiles, apparel, apparel accessories, and labels).....		323113-6	12/06	127.118	127.118	127.563	127.563	127.563
Secondary products and miscellaneous receipts.....		323113-SM						
Miscellaneous receipts.....		323113-M	12/03	137.437	138.010	138.010	140.947	140.947
Secondary products.....		323113-S	12/03	121.413	121.540	121.540	121.631	121.631
Books printing.....	323117		12/83	271.154	273.995	276.188	278.060	277.411
Primary products.....		323117-P	12/83	269.059	272.541	275.228	277.523	276.728
Other book and pamphlet printing and binding.....		323117-E	06/93	157.278	157.278	157.678	157.678	157.606
Textbook printing and binding.....		323117-1	06/93	157.258	157.258	157.066	157.066	155.585
Technical, scientific, & professional book printing & binding.....		323117-3	06/93	156.431	156.431	156.432	156.714	156.117
Religious book printing and binding.....		323117-5	06/93	197.224	197.224	197.552	198.680	197.930
General book (trade, etc.) printing & binding.....		323117-7	06/93	238.421	245.828	251.366	255.829	255.829
Secondary products and miscellaneous receipts.....		323117-SM						
Commercial printing, except screen and books.....	32311K		12/11	141.750	142.447	142.967	142.600	142.645
Primary products.....		32311K-P	12/11	137.619	137.669	138.301	137.845	137.752
Commercial lithographic printing.....		32311K-0	06/82	217.349	217.349	217.433	216.177	216.246
Other commercial and general job printing (lithographic).....		32311K-0B	12/01	145.814	145.818	146.139	147.260	147.334
Magazine and periodical printing (lithographic).....		32311K-01	06/82	183.600	183.600	183.786	182.075	182.075
Label and wrapper printing (lithographic).....		32311K-03	06/82	173.644	173.644	173.774	169.913	169.913
Catalog and directory printing (lithographic).....		32311K-05	06/82	174.468	174.468	174.488	172.854	172.854
Advertising printing (lithographic).....		32311K-09	06/82	184.984	184.984	185.019	184.564	184.714
Commercial flexographic printing.....		32311K-2	12/03	199.168	199.168	203.941	203.941	203.941
Label and wrapper printing (flexographic).....		32311K-21	12/01	193.362	193.362	199.108	199.108	199.108
Quick printing.....		32311K-4	12/03	134.937	139.358	139.358	139.358	139.358
Digital printing.....		32311K-5	12/03	128.637	129.087	129.280	128.989	129.014
Manifold business forms printing.....		32311K-6	12/03	217.912	217.912	217.912	217.912	217.912
Other commercial printing.....		32311K-9	12/03	129.571	129.571	129.571	129.002	129.002
All other commercial and general job printing.....		32311K-9V	09/18	129.104	129.104	129.104	129.104	129.104
Secondary products and miscellaneous receipts.....		32311K-SM						
Miscellaneous receipts.....		32311K-M	12/11	148.546	148.542	148.536	148.256	148.262
Secondary products.....		32311K-S	12/11	231.324	236.590	236.709	236.731	237.684
Support activities for printing.....	32312		12/03	117.931	118.659	118.650	118.520	118.447
Support activities for printing.....	323120		12/11	119.666	120.405	120.396	120.264	120.190
Primary products.....		323120-P	12/11	117.648	118.439	118.428	118.288	118.210

See footnotes at end of table.

Table 11. Producer price indexes for net output of selected industries and their products, not seasonally adjusted — Continued
[May 2023]

Title ¹	Industry code	Product code	Index base	Unadjusted index ²				
				Jan. 2023	Feb. 2023 ^P	Mar. 2023 ^P	Apr. 2023 ^P	May 2023 ^P
Support activities for printing - Continued								
Softcover, pamphlet, sample book, and other binding of books and materials printed elsewhere.....		323120-3	12/06	147.154	150.600	150.605	150.195	149.490
Miscellaneous binding and postpress work, incl collating, perforating, folding, gluing, etc.....		323120-5	12/06	133.508	134.559	134.414	134.013	134.013
Prepress services, excl platemaking (incl film, assembled flats, color sep., typesetting, etc.).....		323120-7	12/03	97.756	97.756	97.756	97.756	97.756
Printing plates and cylinders, prepared for printing (excl blank plates and blank cylinders).....		323120-9	12/03	105.112	105.112	105.112	105.112	105.112
Secondary products and miscellaneous receipts.....		323120-SM						
Petroleum and coal products manufacturing.....	324		12/84	388.303	390.289	380.579	377.292	349.764
Petroleum and coal products mfg.....	3241		12/84	388.303	390.289	380.579	377.292	349.764
Petroleum refineries.....	32411		06/85	387.014	389.001	378.560	375.678	346.230
Petroleum refineries.....	324110		06/85	387.051	389.037	378.596	375.714	346.265
Primary products.....		324110-P	06/85	401.401	403.506	392.452	389.401	358.226
Kerosene, except jet fuel.....		324110-B	06/85	411.365	397.559	358.672	346.047	309.775
Light fuel oils.....		324110-C	06/85	532.577	514.173	480.847	457.744	427.856
Home heating oil and other distillates, NEC.....		324110-C1	06/85	395.102	354.159	345.905	326.366	289.074
Diesel fuel.....		324110-C2	06/85	562.249	545.236	508.595	484.418	454.204
Heavy fuel oils, including No. 5, No. 6, heavy diesel, gas enrichment oils, etc.....		324110-E	06/85	230.065	217.753	246.441	243.888	271.416
Unfinished oils and lubricating oil base stock.....		324110-J	06/85	534.837	552.601	536.077	555.646	484.857
Liquefied refinery gases, including other aliphatics (feed stock and other uses)....		324110-R	06/85	940.498	997.836	638.074	683.483	647.205
Other finished petroleum products, including waxes.....		324110-T	06/85	680.275	669.458	818.737	534.013	404.542
Gasoline, including finished base stocks and blending agents.....		324110-1	06/85	278.011	292.588	295.389	318.792	295.017
Motor gasoline, including finished base stocks and blending agents.....		324110-12	06/85	279.601	294.026	296.597	320.635	296.695
Regular gasoline.....		324110-121	06/85	271.047	285.539	287.803	311.172	285.653
Mid-premium gasoline.....		324110-122	12/87	408.249	436.297	429.722	474.597	432.933
Premium gasoline.....		324110-123	06/85	298.264	311.205	315.420	340.283	324.568
Jet fuel.....		324110-6	06/85	432.141	409.195	384.333	333.471	291.841
Asphalt.....		324110-9	06/85	208.736	217.128	221.571	258.089	281.404
Secondary products and miscellaneous receipts.....		324110-SM1						
Asphalt paving and roofing materials mfg.....	32412		12/84	354.097	359.258	358.953	347.857	344.485
Asphalt paving mixture & block manufacturing.....	324121		06/81	419.819	430.948	430.010	401.613	392.453
Primary products.....		324121-P	06/81	420.769	432.206	431.228	401.448	392.067
Asphalt paving mixtures & blocks.....		324121-0	06/81	420.769	432.206	431.228	401.448	392.067
Emulsified asphalt, including liquid additives.....		324121-0111	12/04	271.649	271.608	272.931	275.339	279.114
Other liquid asphalt and tar paving materials, including cut-backs.....		324121-0121	12/04	405.925	405.151	403.670	404.874	389.180
Asphalt and tar paving mixt. (excl liquid), incl bitum. or asph. concrete, asph. paving cement.....		324121-0131	12/04	282.551	296.578	294.587	256.550	243.632
Secondary products and miscellaneous receipts.....		324121-SM						
Miscellaneous receipts.....		324121-M	12/04	197.850	201.008	201.008	202.351	202.351
Secondary products.....		324121-S	06/81	367.016	367.016	367.016	373.570	364.366
Asphalt shingle and coating materials manufacturing.....	324122		06/84	330.741	329.968	330.326	336.979	339.593
Primary products.....		324122-P	06/84	333.359	332.563	332.932	339.759	342.460
Roofing asphalts and pitches, coatings, and cements.....		324122-1	06/84	299.392	299.696	300.689	298.663	299.952
Prepared asphalt and tar roofing and siding products, incl. saturated felts for nonbuilding use.....		324122-2	06/84	334.759	333.868	334.180	341.764	344.578
Asphalt smooth-surfaced roll roofing and cap sheets, organic and fiberglass base.....		324122-21	12/12	134.320	134.746	144.404	153.418	140.828
Asphalt mineral-surfaced roll roofing and cap sheets, organic and fiberglass base.....		324122-22	06/06	268.925	270.176	270.176	270.176	303.476
Other prepared asphalt and tar products for roofing and siding.....		324122-27	06/06	176.043	176.518	176.569	174.672	175.253
Secondary products and miscellaneous receipts.....		324122-SM						
Other petroleum and coal products mfg.....	32419		12/84	575.503	571.289	571.050	566.477	564.571
Petroleum lubricating oil and grease mfg.....	324191		12/80	644.653	641.294	641.721	635.493	636.117
Primary products.....		324191-P	12/80	682.927	679.030	679.527	672.306	673.031
Petroleum lubricating oils and greases, refined petroleum.....		324191-0	12/80	682.927	679.030	679.527	672.306	673.031
Lubricating oils (incl. hydraulic fluids, etc.), refined petroleum.....		324191-011	12/80	715.138	707.571	708.127	700.001	700.813
Secondary products and miscellaneous receipts.....		324191-SM						
Miscellaneous receipts.....		324191-M	12/80	393.260	392.596	392.596	401.406	401.406
All other petroleum and coal products mfg.....	324199		12/03	385.781	380.284	378.737	377.865	371.077
Primary products.....		324199-P	12/03	398.935	393.668	392.047	391.132	384.018
Coke oven and blast furnace products, made in coke oven establishments.....		324199-3	12/09	202.812	204.486	206.524	205.235	211.538
All other petroleum and coal products (excl. coke oven products), made in coke oven estab.....		324199-9	12/02	441.541	435.132	432.956	432.053	422.857
Secondary products and miscellaneous receipts.....		324199-SM						
Secondary products.....		324199-S	12/09	-	181.969	181.969	181.969	181.969

See footnotes at end of table.

Table 11. Producer price indexes for net output of selected industries and their products, not seasonally adjusted — Continued
[May 2023]

Title ¹	Industry code	Product code	Index base	Unadjusted index ²				
				Jan. 2023	Feb. 2023 ^P	Mar. 2023 ^P	Apr. 2023 ^P	May 2023 ^P
All other petroleum and coal products mfg. - Continued								
Chemical mfg.	325		12/84	359.934	361.777	361.826	362.798	361.496
Basic chemical mfg.	3251		12/84	453.308	453.849	454.136	455.346	451.159
Petrochemical mfg.	32511		12/03	148.988	154.340	156.499	161.110	154.597
Petrochemical manufacturing.	325110		12/03	149.440	154.778	156.975	161.558	154.934
Primary products.		325110-P	12/03	156.757	160.976	164.654	167.609	156.517
Secondary products and miscellaneous receipts.		325110-SM						
Industrial gas mfg.	32512		12/03	232.519	232.424	234.739	232.954	228.600
Industrial gas manufacturing.	325120		12/03	233.220	233.124	235.446	233.656	229.288
Primary products.		325120-P	06/81	387.934	387.774	391.649	388.661	381.373
Oxygen.		325120-A	06/81	548.157	549.781	560.255	569.972	674.275
Argon and hydrogen.		325120-C	06/09	89.085	88.918	90.201	88.376	88.145
Other industrial gases (including fluorocarbon and acetylene).		325120-T	06/09	269.677	267.705	273.618	264.543	231.779
Carbon dioxide.		325120-4	06/81	666.214	661.379	658.730	669.615	683.886
Nitrogen.		325120-7	06/81	288.634	294.515	285.591	294.373	295.012
Secondary products and miscellaneous receipts.		325120-SM						
Synthetic dye and pigment mfg.	32513		12/03	183.243	179.057	184.612	183.390	187.134
Synthetic dye and pigment manufacturing.	325130		12/11	121.069	118.303	121.974	121.166	123.639
Primary products.		325130-P	12/11	119.409	116.574	120.260	119.461	121.946
All other inorganic pigments, including TiO ₂ , chrome colors, and other white opaque pigments.		325130-N	09/21	125.150	121.719	125.861	126.473	129.700
Synthetic organic dyes, pigments, lakes, and toners.		325130-R	09/21	118.058	116.719	119.472	114.061	114.531
Synthetic organic dyes.		325130-R8	12/82	135.936	137.514	136.525	134.310	135.429
Synthetic organic pigments, lakes, and toners.		325130-R9	12/82	213.655	206.629	217.747	202.028	202.028
Secondary products and miscellaneous receipts.		325130-SM						
Secondary products.		325130-S	12/11	139.555	142.530	142.516	142.592	142.556
Other basic inorganic chemical manufacturing.	32518		12/03	422.396	422.938	420.778	414.204	408.812
Other basic inorganic chemical manufacturing.	325180		12/10	183.963	184.194	183.254	180.391	178.040
Primary products.		325180-P	12/10	149.497	150.042	149.216	146.919	145.166
Potassium and sodium compounds, excluding bleaches, alkalis, and alum.		325180-A	12/82	646.303	659.655	668.399	668.545	633.591
All other inorganic chemicals.		325180-H	12/03	384.245	390.237	385.661	384.997	385.418
Inorganic acids, excluding nitric, sulfuric and phosphoric.		325180-3	12/82	176.293	178.045	180.647	178.045	171.818
Sodium hydroxide (caustic soda).		325180-4	12/80	762.919	730.462	728.843	680.227	651.084
Carbon black, all processes.		325180-6	12/83	602.029	627.536	607.658	601.382	614.132
Other alkalis.		325180-7	12/11	182.185	181.998	181.468	179.532	178.540
Sulfuric acid.		325180-9	12/82	-	174.390	173.328	187.606	187.606
Secondary products and miscellaneous receipts.		325180-SM						
Miscellaneous receipts.		325180-M	12/10	344.204	344.677	344.677	344.677	344.677
Secondary products.		325180-S	12/10	267.247	256.144	255.616	246.949	235.587
Other basic organic chemical mfg.	32519		12/03	240.656	238.960	238.226	238.700	238.092
Ethyl alcohol manufacturing.	325193		12/03	253.364	249.567	246.038	255.532	256.385
Primary products.		325193-P	12/82	266.347	261.690	258.784	272.332	276.477
Ethyl alcohol.		325193-0	12/82	264.767	260.153	256.756	272.182	276.937
Distillers' dried grains (dark and light) and dried solubles.		325193-2	12/22	101.786	99.962	100.297	99.907	99.689
Secondary products and miscellaneous receipts.		325193-SM						
Secondary products.		325193-S	12/03	254.204	253.162	246.134	240.618	227.640
Cyclic crude, intermediate, and gum and wood chemical mfg.	325194		06/11	128.510	130.398	131.452	132.276	131.327
Primary products.		325194-P	06/11	146.931	148.530	147.992	147.495	147.970
Gum and wood chemicals, including wood distillation products.		325194-1	06/84	548.717	557.716	548.090	547.443	549.961
Cyclic crude and intermediate chemicals.		325194-2	12/03	253.944	256.262	256.452	255.415	256.128
Secondary products and miscellaneous receipts.		325194-SM						
All other basic organic chemical manufacturing.	325199		12/03	245.919	244.511	244.775	241.010	239.836
Primary products.		325199-P	12/82	421.240	414.031	414.571	408.245	404.734
Natural organic chemicals.		325199-E	12/08	151.261	157.285	163.005	159.411	159.688
Synthetic organic chemicals for use as flavor and perfume materials.		325199-H	12/03	133.765	133.765	133.765	133.765	184.350
Synthetic organic plasticizers.		325199-N	12/03	217.207	220.537	224.309	227.540	236.397
Other synthetic organic chemicals.		325199-R	12/03	200.238	196.745	196.797	190.765	180.715
Miscellaneous end use chemicals and chemical products, excluding urea.		325199-T	12/82	448.914	431.248	433.896	435.724	436.290
Miscellaneous cyclic and acyclic chemicals and chemical products, excluding fatty acid esters.		325199-V	12/82	383.800	381.889	383.643	385.676	385.676
Fatty acids.		325199-1	06/85	357.418	344.327	335.636	307.149	293.309
Industrial organic flavor oil mixtures and blends.		325199-7	12/08	399.801	401.761	420.664	420.664	420.664
Secondary products and miscellaneous receipts.		325199-SM						
Miscellaneous receipts.		325199-M	12/82	1,559.799	1,559.799	1,559.799	1,618.678	1,616.802
Secondary products.		325199-S	12/82	329.468	343.352	343.445	336.511	339.820

See footnotes at end of table.

Table 11. Producer price indexes for net output of selected industries and their products, not seasonally adjusted — Continued
 [May 2023]

Title ¹	Industry code	Product code	Index base	Unadjusted index ²				
				Jan. 2023	Feb. 2023 ^P	Mar. 2023 ^P	Apr. 2023 ^P	May 2023 ^P
All other basic organic chemical manufacturing - Continued								
Resin, synthetic rubber, and artificial/synthetic fiber/filaments mfg.	3252		12/84	248.411	252.916	254.620	259.099	258.504
Resin and synthetic rubber mfg.	32521		12/03	199.908	204.013	205.511	209.475	209.277
Plastics material and resin manufacturing.	325211		12/80	327.564	334.960	338.133	344.745	344.827
Primary products.		325211-P	12/80	296.317	303.330	306.336	312.571	312.655
Thermoplastic resins and plastics materials.		325211-1	12/80	285.697	294.280	297.618	304.313	303.925
Thermosetting resins and plastics materials.		325211-4	12/80	366.498	361.804	362.297	364.998	368.538
Secondary products and miscellaneous receipts.		325211-SM						
Synthetic rubber manufacturing.	325212		06/81	257.158	256.676	252.367	256.513	252.716
Primary products.		325212-P	06/81	254.458	253.976	249.667	253.826	250.019
Synthetic rubber (vulcanizable elastomers).		325212-0	06/81	254.458	253.976	249.667	253.826	250.019
Secondary products and miscellaneous receipts.		325212-SM						
Artificial fibers and filaments manufacturing.	32522		12/03	157.246	155.666	155.602	155.084	152.109
Artificial fibers and filaments manufacturing.	325220		06/81	160.108	158.496	158.431	157.903	154.868
Primary products.		325220-P	06/81	165.382	163.642	163.572	163.001	159.725
Polyester manufactured fibers.		325220-7	12/89	161.308	154.710	153.106	151.837	150.226
Other noncellulosic organic fibers, incl. polyamide, polyolefin, and producer-textured.		325220-9	06/11	127.843	128.144	128.761	128.325	125.059
Secondary products and miscellaneous receipts.		325220-SM						
Pesticide, fertilizer, and other agricultural chemical mfg.	3253		12/84	334.825	326.458	318.517	312.597	305.431
Fertilizer mfg.	32531		12/03	301.656	285.926	273.670	265.231	254.866
Nitrogenous fertilizer manufacturing.	325311		12/79	605.750	543.660	493.804	461.176	422.350
Primary products.		325311-P	12/79	593.902	532.685	483.435	451.281	413.002
Synthetic ammonia, nitric acid, ammonium compounds, and urea.		325311-A	12/14	167.348	148.474	133.841	124.117	112.581
Fertilizer materials of organic origin.		325311-7	06/03	141.988	145.843	142.664	142.539	141.916
Secondary products and miscellaneous receipts.		325311-SM						
Secondary products.		325311-S	12/79	531.700	531.689	546.612	544.046	544.050
Phosphatic fertilizer manufacturing.	325312		12/79	515.121	508.372	505.530	504.371	493.209
Primary products.		325312-P	12/79	425.318	419.574	417.341	416.321	407.112
Phosphoric acid, superphosphates, and other phosphatic fertilizer materials.		325312-A	12/09	200.227	197.778	196.288	197.402	193.289
Mixed fertilizers, made in plants which manufacture fertilizer materials.		325312-7	12/79	497.291	489.060	489.060	478.362	466.269
Secondary products and miscellaneous receipts.		325312-SM						
Fertilizer, mixing only, manufacturing.	325314		12/79	309.888	303.790	297.905	291.146	292.239
Primary products.		325314-P	12/79	312.670	307.256	301.341	294.180	295.448
Mixed fertilizers, mixing only.		325314-0	06/86	277.725	272.916	267.662	261.302	262.428
Mixed fertilizers, dry, mixing only.		325314-01	06/03	214.891	213.985	212.323	205.760	206.132
Mixed fertilizers, liquid, mixing only.		325314-02	06/86	279.255	259.389	241.278	243.644	247.443
Secondary products and miscellaneous receipts.		325314-SM						
Miscellaneous receipts.		325314-M	12/79	226.505	199.409	194.149	198.858	194.763
Pesticide and other agricultural chemical mfg.	32532		12/03	166.799	168.848	168.764	168.171	167.567
Pesticide and other agricultural chemical manufacturing.	325320		06/82	229.661	232.481	232.365	231.550	230.718
Primary products.		325320-P	06/82	242.704	245.680	245.557	244.692	243.809
Agricultural and commercial pesticides and chemicals.		325320-1	06/03	164.550	166.727	166.637	166.004	165.358
Lawn and garden pesticides and chemicals.		325320-4	06/03	201.616	201.616	201.616	201.616	201.616
Household and institutional pesticides and chemicals.		325320-7	06/03	186.275	186.275	186.275	186.275	186.275
Secondary products and miscellaneous receipts.		325320-SM						
Pharmaceutical and medicine mfg.	3254		12/84	562.445	565.728	565.988	566.343	565.664
Pharmaceutical and medicine mfg.	32541		12/03	234.839	236.210	236.318	236.466	236.183
Medicinal and botanical manufacturing.	325411		06/82	183.447	182.801	183.610	183.825	183.827
Primary products.		325411-P	06/82	186.781	186.059	186.963	187.203	187.206
Synthetic organic medicinal chemicals, medicinal & botanical drugs, & other products.		325411-0	12/11	104.190	103.787	104.291	104.426	104.427
Secondary products and miscellaneous receipts.		325411-SM1						
Pharmaceutical preparation manufacturing.	325412		06/81	888.075	893.742	893.703	894.192	893.372
Primary products.		325412-P	06/81	971.168	977.505	977.423	977.973	977.038
Pharmaceuticals acting on the respiratory system, for human use.		325412-A	06/01	223.688	223.761	223.761	223.849	223.849
Antihistamines and bronchodilators, including antiasthmatics.		325412-A111	06/81	1,150.643	1,151.272	1,151.272	1,152.022	1,152.022
Other respiratory preparations.		325412-A112	06/01	226.522	226.522	226.522	226.522	226.522
Other respiratory preparations, over-the-counter.		325412-A112OC	05/17	108.533	108.533	108.533	108.533	108.533
Other respiratory preparations, prescription.		325412-A112RX	05/17	110.462	110.462	110.462	110.462	110.462
Pharmaceuticals acting on the digestive or the genito-urinary systems, for human use.		325412-D	06/01	196.302	196.302	196.078	195.163	195.163
Other digestive or genito-urinary preparations.		325412-D112	06/01	202.836	202.836	202.604	201.658	201.658
Other digestive or genito-urinary preparations, prescription.		325412-D112RX	05/17	102.235	102.235	102.235	101.666	101.666

See footnotes at end of table.

Table 11. Producer price indexes for net output of selected industries and their products, not seasonally adjusted — Continued
[May 2023]

Title ¹	Industry code	Product code	Index base	Unadjusted index ²				
				Jan. 2023	Feb. 2023 ^P	Mar. 2023 ^P	Apr. 2023 ^P	May 2023 ^P
Pharmaceutical preparation manufacturing - Continued								
Pharmaceuticals acting on the skin, for human use.....		325412-G	06/01	179.687	179.687	179.687	178.670	178.670
Other pharmaceutical preparations acting on the skin.....		325412-G311	12/09	109.643	109.643	109.643	108.949	108.949
Anti-acne preparations.....		325412-G611	12/09	106.130	106.130	106.130	106.130	106.130
Vitamin, nutrient, and hematinic preparations, for human use.....		325412-L	06/01	148.515	148.515	148.639	148.828	149.158
Multivitamins.....		325412-L111	06/81	200.536	200.536	200.536	200.536	200.536
Other vitamins and nutrients.....		325412-L112	06/01	157.708	157.708	157.708	158.007	158.007
Pharmaceuticals affecting parasitic and infective diseases, for human use.....		325412-Q	06/01	281.449	281.449	281.449	281.449	281.449
Broad and medium spectrum antibiotics.....		325412-Q111	06/81	603.966	603.966	603.966	603.966	603.966
Systemic antivirals.....		325412-Q112	06/01	294.106	294.106	294.106	294.106	294.106
Other parasitic and infective diseases.....		325412-Q113	06/01	313.664	313.664	313.664	313.664	313.664
Pharmaceuticals for veterinary use, incl medicinal premixes/pet care products.....		325412-W	06/81	209.500	209.500	209.500	209.500	209.500
Pharmaceuticals affecting neoplasms, the endocrine system, & metabolic diseases, for human use.....		325412-1	06/01	325.943	326.151	326.151	326.151	325.947
Cancer therapy products.....		325412-1111	06/81	955.129	956.070	956.070	956.070	946.930
Insulin/antidiabetes products.....		325412-1112	06/81	1,645.533	1,645.533	1,645.550	1,645.550	1,645.649
Other neoplasms, endocrine system, and metabolic diseases.....		325412-1113	06/81	1,104.296	1,105.143	1,105.143	1,105.143	1,105.143
Hormones and oral contraceptives.....		325412-1114	12/09	226.784	226.784	226.784	226.784	226.784
Pharmaceuticals acting on the central nervous system and the sense organs, for human use.....		325412-4	06/01	337.274	341.759	341.767	342.462	341.399
Analgesics.....		325412-4111	06/01	337.360	351.575	351.601	351.679	351.679
Psychotherapeutics.....		325412-4112	06/81	7,375.599	7,375.599	7,375.599	7,375.599	7,375.599
Antidepressants.....		325412-41121	12/87	1,311.062	1,311.062	1,311.062	1,311.062	1,311.062
Other psychotherapeutics, including tranquilizers.....		325412-41123	06/01	369.907	369.907	369.907	369.907	369.907
Other central nervous system and sense organs.....		325412-4113	06/01	269.471	269.471	269.471	270.365	270.365
Anticonvulsants.....		325412-4114	12/09	257.715	257.715	257.715	257.715	221.858
Analgesics, over-the-counter.....		325412-4111OC	05/17	105.118	105.808	105.898	106.172	106.172
Analgesics, prescription.....		325412-4111RX	05/17	127.948	133.784	133.784	133.784	133.784
Pharmaceuticals acting on the cardiovascular system, for human use.....		325412-7	06/81	1,714.967	1,714.967	1,714.967	1,714.967	1,714.967
Other cardiovascular preparations.....		325412-7113	06/01	559.400	559.400	559.400	559.400	559.400
Secondary products and miscellaneous receipts.....		325412-SM						
Miscellaneous receipts.....		325412-M	06/81	575.643	575.643	576.860	576.860	576.860
Secondary products.....		325412-S	06/81	316.637	318.295	318.295	318.396	318.396
In-vitro diagnostic substance manufacturing.....	325413		03/80	283.611	286.191	287.773	288.051	286.342
Primary products.....		325413-P	06/87	199.802	201.724	203.179	203.392	202.082
In-vitro diagnostic substances.....		325413-0	06/91	177.421	179.128	180.420	180.609	179.446
Secondary products and miscellaneous receipts.....		325413-SM						
Secondary products.....		325413-S	03/80	—	433.305	415.059	415.059	415.059
Other biological product manufacturing.....	325414		06/91	249.365	249.365	249.359	249.612	249.612
Primary products.....		325414-P	06/91	259.377	259.377	259.371	259.646	259.646
Biological products, excluding diagnostic, for veterinary, industrial, and all other misc. uses.....		325414-A	03/80	193.751	193.751	193.751	193.751	—
Biological products, excluding diagnostic, for human use.....		325414-T	06/09	151.704	151.704	151.699	151.940	151.940
Secondary products and miscellaneous receipts.....		325414-SM1						
Paint, coating & adhesive mfg.....	3255		12/03	235.490	236.352	236.383	237.292	237.711
Paint and coating mfg.....	32551		06/83	418.160	418.820	418.137	419.199	419.824
Paint and coating manufacturing.....	325510		06/83	417.458	418.118	417.435	418.495	419.121
Primary products.....		325510-P	06/83	424.300	424.994	424.277	425.348	426.055
Miscellaneous allied paint products including paint and varnish removers, thinners, etc.....		325510-B	12/88	381.973	385.570	385.125	385.515	385.330
Architectural coatings.....		325510-1	06/83	503.182	503.424	503.425	503.452	503.407
Exterior architectural coatings.....		325510-11	12/12	185.940	186.189	186.189	186.217	186.171
Interior architectural coatings.....		325510-12	12/12	153.739	153.739	153.739	153.739	153.739
Product finishes for original equipment manufacturers (OEM), excluding marine coatings.....		325510-4	06/83	267.397	268.402	267.213	271.252	270.909
Transportation finishes, except powdered and high-solids coatings.....		325510-41	12/12	122.234	121.397	118.257	120.621	121.628
All other product finishes for original equipment manufacturers (OEM), excluding marine coating.....		325510-42	12/12	149.235	150.217	150.397	152.483	151.913
Special purpose coatings incl. marine, industrial, construction and maintenance coatings, etc.....		325510-7	06/83	536.279	536.118	534.107	532.970	538.231
Automotive, other transportation and machinery refinish paints and enamels, including primers.....		325510-71	12/12	150.257	150.558	150.591	152.539	151.239
Special purpose coatings, including all marine coatings and traffic marking paints.....		325510-72	12/12	149.447	149.384	148.793	148.357	149.968
Secondary products and miscellaneous receipts.....		325510-SM						
Secondary products.....		325510-S	06/83	347.182	347.182	347.182	349.276	349.456
Adhesive mfg.....	32552		12/03	217.304	218.997	219.785	221.193	221.701
Adhesive manufacturing.....	325520		12/83	353.428	356.182	357.464	359.754	360.580
Primary products.....		325520-P	12/83	356.499	359.358	360.524	362.896	363.682

See footnotes at end of table.

Table 11. Producer price indexes for net output of selected industries and their products, not seasonally adjusted — Continued
 [May 2023]

Title ¹	Industry code	Product code	Index base	Unadjusted index ²				
				Jan. 2023	Feb. 2023 ^P	Mar. 2023 ^P	Apr. 2023 ^P	May 2023 ^P
Adhesive manufacturing - Continued								
Nonstructural caulking compounds and sealants.....		325520-A	12/06	218.695	218.695	219.251	221.269	221.521
Structural sealants (load bearing).....		325520-B	12/06	132.807	132.807	132.807	132.807	132.807
Synthetic resin & rubber adhesives, incl all types of bonding & laminating adhesives.....		325520-4	12/83	365.773	370.716	372.070	374.631	375.799
Epoxy adhesives.....		325520-41	06/06	200.727	200.727	202.089	204.020	205.533
Other synthetic resin and rubber adhesives.....		325520-46	06/97	243.834	244.114	244.374	246.191	246.151
Secondary products and miscellaneous receipts.....		325520-SM						
Secondary products.....		325520-S	12/83	300.047	300.428	311.301	311.564	311.757
Soap, cleaners, and toilet preparation mfg.....	3256		12/84	209.329	211.827	212.167	212.433	212.358
Soap & cleaning compound mfg.....	32561		12/03	180.361	181.869	181.327	181.321	181.170
Soap and other detergent manufacturing.....	325611		06/83	222.488	224.634	224.826	224.834	224.836
Primary products.....		325611-P	06/83	225.333	227.640	227.828	227.833	227.833
Soaps and detergents, commercial, industrial, and institutional.....		325611-1	06/83	336.345	336.601	337.156	337.088	337.088
Commercial, industrial, and institutional hard surface cleaners.....		325611-11	06/07	144.004	144.004	144.004	144.004	144.004
Commercial, industrial, and institutional laundry detergents.....		325611-12	06/07	171.989	171.989	180.666	180.666	180.666
Commercial, industrial, and institutional dishwashing detergents.....		325611-13	12/11	168.637	168.637	168.637	168.508	168.508
Commercial, industrial, and institutional metal cleaners.....		325611-14	12/11	142.590	142.590	149.354	149.354	149.354
Dairy, farm, and food plant cleaners, sanitizers, etc.....		325611-16	06/07	158.497	158.497	-	-	-
Commercial, industrial, and institutional soaps, excluding specialty cleaners.....		325611-17	06/07	161.355	161.822	161.958	162.017	162.017
Household detergents.....		325611-4	06/83	184.695	184.909	184.909	185.059	185.059
Household alkaline detergents and cleaners.....		325611-45	05/18	139.862	140.028	140.028	140.145	140.145
Household dry and liquid laundry detergents.....		325611-46	05/18	118.126	118.126	118.126	118.126	118.126
Soaps, excluding specialty cleaners, household.....		325611-7	06/83	220.736	221.849	221.849	221.849	221.849
Secondary products and miscellaneous receipts.....		325611-SM						
Miscellaneous receipts.....		325611-M	06/83	234.914	234.914	235.055	235.165	235.186
Secondary products.....		325611-S	06/83	200.725	201.773	202.035	202.042	202.063
Polish and other sanitation good mfg.....	325612		06/83	243.884	247.395	247.893	248.696	248.805
Primary products.....		325612-P	06/83	252.934	256.942	257.484	258.300	258.385
Polishing preparations and related products.....		325612-7	06/83	301.508	301.508	303.436	304.504	304.045
Specialty cleaning and sanitation products.....		325612-8	05/17	118.396	118.618	118.921	119.579	119.710
Disinfectants, nonagricultural, industrial and institutional.....		325612-81	05/17	139.600	140.925	140.925	141.844	141.844
Air and room fresheners.....		325612-83	06/83	188.329	188.329	188.329	188.370	188.370
Laundry fabric softeners and rinses, liquid and dry.....		325612-88	05/17	111.463	111.463	111.463	111.947	112.224
Other specialty cleaning and sanitation products.....		325612-89	06/89	188.383	188.383	189.265	190.633	190.966
Secondary products and miscellaneous receipts.....		325612-SM						
Miscellaneous receipts.....		325612-M	06/83	175.166	175.166	175.166	179.696	179.696
Surface active agent manufacturing.....	325613		12/83	343.861	343.861	337.422	336.485	334.962
Primary products.....		325613-P	12/83	374.934	374.934	367.587	367.518	365.813
Surfactants, finishing agents, and assistants.....		325613-0	12/83	374.934	374.934	367.587	367.518	365.813
Textile and leather assistants and finishes.....		325613-01	12/83	253.826	253.826	236.786	236.625	232.671
Surfactants (bulk surface active agents).....		325613-02	12/83	420.760	420.760	420.760	420.760	420.760
Secondary products and miscellaneous receipts.....		325613-SM						
Toilet preparation mfg.....	32562		12/03	129.388	131.338	132.078	132.391	132.400
Toilet preparation manufacturing.....	325620		03/80	235.312	238.858	240.203	240.773	240.789
Primary products.....		325620-P	03/80	235.513	239.248	240.680	241.281	241.281
Denture cleaners, mouthwashes, gargles, and rinses.....		325620-A	12/03	136.647	136.647	146.471	146.471	146.471
Creams, lotions, and oils, excluding shaving, hair, and deodorant.....		325620-D	03/80	232.131	236.132	236.132	236.825	236.825
Other cosmetics and toilet preparations.....		325620-G	06/99	120.695	123.293	123.395	123.903	123.903
Shaving preparations.....		325620-1	03/80	249.454	249.454	249.436	249.436	249.436
Perfumes, toilet waters, and colognes.....		325620-4	03/80	236.452	243.462	243.462	243.462	243.462
Hair preparations (including shampoos).....		325620-7	03/80	272.941	272.946	272.946	272.948	272.948
Hair preparations incl professional, consumer, and cream/gel shampoos.....		325620-71	06/07	153.501	153.501	153.501	153.501	153.501
Hair tonics and hair dressings incl professional and consumer use.....		325620-72	06/07	126.639	126.650	126.650	126.655	126.655
Secondary products and miscellaneous receipts.....		325620-SM						
Secondary products.....		325620-S	03/80	380.796	381.077	380.549	380.578	381.262
Other chemical product & preparation mfg.....	3259		12/03	174.919	174.833	175.500	175.871	176.479
Printing ink mfg.....	32591		12/03	192.729	193.224	193.377	194.644	194.793
Printing ink manufacturing.....	325910		06/84	258.362	259.026	259.236	260.936	261.136
Primary products.....		325910-P	06/84	262.812	263.497	263.769	265.534	265.737
Flexographic printing inks.....		325910-A	06/84	308.002	307.884	308.638	308.638	308.638
Nonimpact/digital inks.....		325910-E	06/05	219.771	221.086	221.568	227.374	227.907
All other printing inks.....		325910-H	06/84	232.008	235.210	234.236	234.839	235.290
Lithographic and offset inks.....		325910-6	06/84	251.711	251.711	251.716	251.716	251.716
News and nonheat web offset printing inks.....		325910-61	12/89	347.624	347.624	347.624	347.624	347.624

See footnotes at end of table.

Table 11. Producer price indexes for net output of selected industries and their products, not seasonally adjusted — Continued
[May 2023]

Title ¹	Industry code	Product code	Index base	Unadjusted index ²				
				Jan. 2023	Feb. 2023 ^P	Mar. 2023 ^P	Apr. 2023 ^P	May 2023 ^P
Printing ink manufacturing - Continued								
Publication and commercial web inks.....		325910-62	12/97	167.069	167.069	167.069	167.069	167.069
Sheet-fed general inks.....		325910-63	12/97	162.287	162.287	162.305	162.305	162.305
Sheet-fed packaging inks.....		325910-64	06/05	148.548	148.548	148.548	148.548	148.548
Gravure printing inks.....		325910-7	06/84	172.949	172.949	172.981	172.981	172.981
Secondary products and miscellaneous receipts.....		325910-SM						
Miscellaneous receipts.....		325910-M	06/84	189.805	189.805	189.805	189.805	189.805
Secondary products.....		325910-S	06/84	169.280	169.459	167.342	-	-
Explosives mfg.....	32592		12/06	152.649	157.995	156.285	155.291	153.740
Explosives manufacturing.....	325920		12/80	387.697	401.275	396.933	394.407	390.467
Primary products.....		325920-P	12/80	345.260	358.678	356.323	354.167	349.515
Explosives and blasting accessories.....		325920-0	12/80	347.502	361.007	358.636	356.467	351.785
Secondary products and miscellaneous receipts.....		325920-SM						
All other chemical product & preparation mfg.....	32599		12/03	172.627	172.076	172.968	173.346	174.154
Custom compounding of purchased resins.....	325991		06/93	202.591	201.581	200.355	203.576	203.760
Primary products.....		325991-P	06/93	211.528	210.472	209.192	212.631	212.824
Custom compounding of purchased resins and color concentrates.....		325991-0	06/93	210.469	209.419	208.145	211.567	211.759
Secondary products and miscellaneous receipts.....		325991-SM						
Photographic Film, Paper, Plate, Chemical, and Copy Toner Manufacturing.....	325992		12/03	158.121	154.602	158.084	157.151	162.878
Primary products.....		325992-P	12/03	170.932	166.908	171.004	169.953	176.645
Photographic sensitized film, plates, paper, & cloth.....		325992-T	06/07	186.833	180.385	186.116	184.505	194.713
Photographic sensitized film, plates, paper, & cloth, silver-halide-type (excl X-ray).....		325992-T1	01/00	177.764	170.464	176.953	175.128	186.686
Photographic sensitized film, plates, paper & cloth, other than silver-halide-type (incl X-ray).....		325992-T3	12/03	172.745	172.745	172.745	172.745	172.745
Prepared photographic chemicals.....		325992-5	12/83	79.518	79.851	80.406	80.415	80.415
Secondary products and miscellaneous receipts.....		325992-SM						
Other miscellaneous chemical product manufacturing.....	325998		06/85	259.199	259.992	261.642	260.933	260.383
Primary products.....		325998-P	06/85	252.780	253.668	255.461	254.754	254.133
Water treating compounds.....		325998-A	06/85	213.937	221.830	221.631	221.633	221.984
All other chemical preparations, including essential oils, matches, and gelatin.....		325998-J	06/85	276.013	273.189	277.705	277.007	275.732
Secondary products and miscellaneous receipts.....		325998-SM						
Miscellaneous receipts.....		325998-M	12/03	164.855	164.855	164.855	165.307	165.307
Secondary products.....		325998-S	06/85	373.144	370.970	369.582	364.031	365.807
Plastics and rubber products mfg.....	326		12/84	253.838	252.991	252.790	252.889	252.016
Plastics product mfg.....	3261		06/93	225.898	224.855	224.560	224.750	224.068
Unsupported plastics film, sheet, and bag mfg.....	32611		12/03	200.245	200.500	198.809	200.713	198.388
Plastics bag and pouch manufacturing.....	326111		12/03	211.681	211.451	211.804	212.500	211.866
Primary products.....		326111-P	12/03	214.620	214.384	214.804	215.301	214.806
Single-web film specialty bags, pouches, and liners.....		326111-1	12/83	327.953	327.564	328.274	329.079	328.326
Polyethylene grocery and variety bags and pouches.....		326111-11	06/07	167.752	167.979	166.958	167.186	163.141
Polyethylene refuse bags.....		326111-12	06/07	147.457	146.253	146.697	147.527	148.525
Other polyethylene bags, pouches, and liners.....		326111-15	06/07	180.222	180.602	182.079	182.736	182.947
Coextruded single-web film specialty bags, pouches, & liners.....		326111-16	06/13	136.709	136.130	136.130	136.130	136.130
Multiweb film/film combination specialty bags, pouches, and liners.....		326111-3	12/03	208.357	209.075	207.186	206.115	205.556
Secondary products and miscellaneous receipts.....		326111-SM						
Secondary products.....		326111-S	12/03	226.577	226.306	225.152	231.751	226.859
Plastics packaging film and sheet mfg.....	326112		12/03	170.109	170.492	171.634	176.064	172.173
Primary products.....		326112-P	12/03	172.185	172.726	173.925	178.630	174.442
Single-web film, rolls, and sheets, including coextruded, for flexible packaging uses.....		326112-1	12/87	261.473	262.619	268.116	270.144	268.893
Single-web film, rolls, and sheets for flexible packaging uses.....		326112-11	06/07	168.937	170.764	174.795	176.197	175.434
Coextruded single-web film, for flexible packaging uses.....		326112-12	06/07	157.254	153.854	155.352	156.229	155.302
Film/film multiweb laminated rolls and sheets, excluding foil, for flexible packaging uses.....		326112-3	12/87	199.941	199.498	188.777	211.102	189.400
Secondary products and miscellaneous receipts.....		326112-SM						
Secondary products.....		326112-S	12/03	170.056	168.097	168.604	169.814	169.630
Nonpackaging plastics film and sheet mfg.....	326113		06/93	245.054	245.569	238.870	238.969	236.929
Primary products.....		326113-P	12/82	304.199	304.969	295.912	296.066	293.777
Unlaminated plastics film and sheet, excluding packaging.....		326113-0	12/82	304.199	304.969	295.912	296.066	293.777
Unlaminated polyethylene film and sheet.....		326113-01	06/93	299.765	298.739	290.525	287.857	286.916
Unlaminated vinyl and vinyl copolymer film and sheet.....		326113-03	06/93	261.302	261.302	258.707	258.707	258.707
Miscellaneous unlaminated plastics film and sheet.....		326113-04	06/93	228.626	229.936	224.992	225.432	224.069
Secondary products and miscellaneous receipts.....		326113-SM						
Secondary products.....		326113-S	06/93	173.542	172.019	177.799	177.415	172.332

See footnotes at end of table.

Table 11. Producer price indexes for net output of selected industries and their products, not seasonally adjusted — Continued
 [May 2023]

Title ¹	Industry code	Product code	Index base	Unadjusted index ²				
				Jan. 2023	Feb. 2023 ^P	Mar. 2023 ^P	Apr. 2023 ^P	May 2023 ^P
Nonpackaging plastics film and sheet mfg. - Continued								
Plastics pipe/fitting/unsupported shapes mfg.....	32612		12/03	291.917	285.762	287.639	286.402	283.167
Unlaminated plastics profile shape mfg.....	326121		06/93	179.400	177.430	179.489	179.090	180.115
Primary products.....		326121-P	12/82	232.023	228.733	231.770	232.158	233.653
Unlaminated plastics profile shapes.....		326121-0	12/82	232.023	228.733	231.770	232.158	233.653
Secondary products and miscellaneous receipts.....		326121-SM						
Plastics pipe and pipe fitting manufacturing.....	326122		06/93	508.599	495.543	497.654	495.035	485.531
Primary products.....		326122-P	12/82	492.268	479.432	481.536	478.991	469.673
Plastics pipe.....		326122-1	12/82	487.149	473.065	473.686	471.378	462.526
Plastics drain, waste, and vent pipe.....		326122-11	06/87	269.601	251.121	254.194	249.825	243.146
Plastics water pipe.....		326122-13	06/87	439.059	437.380	436.144	436.252	428.129
Plastics sewer, stormdrain, and water main pipe.....		326122-18	12/17	228.296	218.580	217.992	217.380	214.524
Other plastics pipe.....		326122-1B	07/87	524.527	524.527	524.527	524.527	524.527
Plastics pipe fittings and unions.....		326122-3	12/03	435.557	430.676	439.386	436.146	426.169
Secondary products and miscellaneous receipts.....		326122-SM						
Miscellaneous receipts.....		326122-M	12/99	235.880	250.520	232.217	225.188	223.275
Secondary products.....		326122-S1	12/17	145.906	146.730	147.786	148.254	149.662
Laminated plastics plate, sheet, and shape mfg.....	32613		12/03	164.108	169.879	170.635	170.598	170.599
Laminated plastics plate, sheet (except packaging), and shape manufacturing.....	326130		06/93	204.125	211.304	212.244	212.199	212.199
Primary products.....		326130-P	12/82	267.190	276.565	277.842	277.780	277.780
Laminated plastics plates, sheet (except packaging), and shapes.....		326130-0	12/82	267.190	276.565	277.842	277.780	277.780
Secondary products and miscellaneous receipts.....		326130-SM						
Secondary products.....		326130-S	06/93	186.231	195.277	195.277	195.277	—
Polystyrene foam product mfg.....	32614		12/03	327.577	326.351	325.556	325.076	325.147
Polystyrene foam product manufacturing.....	326140		12/03	327.718	326.494	325.699	325.219	325.291
Primary products.....		326140-P	12/03	320.056	318.550	317.562	316.976	316.960
Packaging, polystyrene foam products.....		326140-2	12/03	383.696	382.600	378.594	378.005	377.529
Polystyrene foam food containers.....		326140-21	06/06	332.629	332.229	328.325	327.541	326.907
Polystyrene foam protective shipping pads, shaped cushioning, etc.....		326140-22	06/06	322.707	320.790	318.200	318.200	318.200
Building and construction polystyrene foam products.....		326140-3	12/03	244.787	244.201	243.597	243.597	243.597
Consumer and institutional polystyrene foam products.....		326140-5	12/82	410.966	408.374	409.867	408.349	408.839
All other polystyrene foam products incl. transportation application uses.....		326140-9	06/06	198.007	195.893	195.893	195.893	195.893
Secondary products and miscellaneous receipts.....		326140-SM						
Foam product (ex polystyrene) mfg.....	32615		12/03	205.149	200.167	197.855	195.664	194.990
Urethane and other foam product mfg.....	326150		12/03	205.127	200.145	197.833	195.642	194.968
Primary products.....		326150-P	12/03	199.597	194.581	192.245	190.042	189.357
Packaging polyurethane foam products.....		326150-2	12/03	291.290	291.290	291.290	295.364	295.364
Furniture and furnishings polyurethane foam products.....		326150-4	12/82	331.949	313.629	304.788	293.469	290.968
Polyurethane foam formed and slab stock for pillows, seating, and cushioning.....		326150-41	12/05	169.166	166.361	166.531	162.527	161.142
Consumer and institutional polyurethane foam products.....		326150-5	12/03	231.830	231.830	231.830	238.757	—
All other miscellaneous polyurethane foam products.....		326150-6	12/03	120.931	120.931	120.931	120.948	120.948
Products made of foam other than polystyrene or polyurethane.....		326150-9	12/99	163.718	163.718	164.214	164.214	164.214
Secondary products and miscellaneous receipts.....		326150-SM						
Secondary products.....		326150-S	12/03	260.974	261.075	261.433	261.413	261.657
Plastics bottle mfg.....	32616		12/03	150.745	149.027	149.172	147.665	148.552
Plastics bottle manufacturing.....	326160		06/93	169.907	167.972	168.134	166.436	167.436
Primary products.....		326160-P	12/82	189.643	187.493	187.615	185.649	186.707
Plastics bottles.....		326160-0	06/87	180.709	178.661	178.777	176.904	177.912
Secondary products and miscellaneous receipts.....		326160-SM						
Other plastics product mfg.....	32619		12/03	182.329	182.078	182.064	182.453	182.444
Plastics plumbing fixture manufacturing.....	326191		06/93	204.174	205.127	205.127	205.148	204.152
Primary products.....		326191-P	06/93	205.940	206.932	206.932	206.916	205.907
Plastics plumbing fixtures.....		326191-0	06/93	205.940	206.932	206.932	206.916	205.907
Secondary products and miscellaneous receipts.....		326191-SM						
Miscellaneous receipts.....		326191-M	12/04	101.201	101.201	101.201	101.201	101.201
All other plastics product manufacturing.....	326199		06/93	201.526	201.191	201.176	201.624	201.659
Primary products.....		326199-P	06/87	238.285	237.828	237.791	238.283	238.333
All other reinforced and fiberglass plastics products.....		326199-A	06/93	257.612	263.242	265.644	265.880	267.155
Consumer/institutional/commercial fabricated plastics products (excl. foam and wire coated).....		326199-C	06/93	215.618	216.577	215.460	216.022	216.314
Transportation fabricated plastics products (excluding foam and reinforced plastics).....		326199-1	06/93	139.513	138.263	138.833	138.861	137.854
Electrical and electronic fabricated plastics (excluding foam and reinforced plastics).....		326199-2	12/82	152.462	143.232	143.232	143.516	143.516

See footnotes at end of table.

Table 11. Producer price indexes for net output of selected industries and their products, not seasonally adjusted — Continued
[May 2023]

Title ¹	Industry code	Product code	Index base	Unadjusted index ²				
				Jan. 2023	Feb. 2023 ^P	Mar. 2023 ^P	Apr. 2023 ^P	May 2023 ^P
All other plastics product manufacturing - Continued								
Industrial machinery plastics products, excluding foam (incl. gears, bearings, etc.).....		326199-3	06/93	203.381	203.381	203.381	203.381	203.381
Plastics packaging (excluding film, sheet, foam, and bottles).....		326199-4	06/93	206.286	205.637	205.458	206.641	207.213
Building & construction fabricated plastics products (excl foam, plumbing fixtures, hardware).....		326199-8	12/03	182.292	181.841	181.542	181.639	182.104
Secondary products and miscellaneous receipts.....		326199-SM						
Miscellaneous receipts.....		326199-M	12/99	183.603	183.986	184.562	186.097	185.224
Secondary products.....		326199-S	06/93	174.279	174.082	173.666	173.347	174.272
Rubber product mfg.....	3262		12/03	194.323	194.862	195.174	194.847	193.784
Tire mfg.....	32621		06/81	220.227	220.209	220.479	220.833	219.040
Tire manufacturing, except retreading.....	326211		06/81	220.237	220.220	220.490	220.844	219.050
Primary products.....		326211-P	06/81	203.810	203.793	204.046	204.380	202.691
Tread rubber, tire sundries, and repair materials.....		326211-H	06/81	287.933	287.069	300.424	306.656	306.490
Pneumatic tires (including passenger, truck, bus, tractor, industrial, and other tires).....		326211-0	12/11	123.065	123.065	123.064	123.204	122.114
Passenger car pneumatic tires (casings).....		326211-01	06/81	183.945	183.945	183.945	183.945	183.599
Truck and bus (including off-the-highway) pneumatic tires.....		326211-03	06/81	204.009	204.009	204.009	204.009	195.069
Secondary products and miscellaneous receipts.....		326211-SM						
Rubber and plastics hose and belting.....	32622		12/03	207.664	207.925	208.329	206.664	204.971
Rubber and plastics hose and belting mfg.....	326220		12/81	332.031	332.449	333.095	330.429	327.722
Primary products.....		326220-P	12/81	333.517	333.951	334.622	332.324	329.513
Rubber and plastics belt and belting mfg.....		326220-D	12/11	146.417	146.812	147.369	147.581	147.007
Rubber and plastics transmission belts and belting (excluding flat).....		326220-D2	12/81	230.717	232.374	234.078	234.965	234.965
Rubber and plastic hose mfg.....		326220-H	12/11	134.242	134.205	134.205	132.022	130.210
Rubber and plastics hose for on- and off-highway motor vehicles.....		326220-H3	12/04	150.589	150.451	150.451	152.725	150.609
Industrial rubber and plastics hose without fittings.....		326220-H4	12/04	164.476	164.476	164.476	161.522	161.522
Rubber and plastics water hose (incl. fire, irrigation, etc.).....		326220-H5	12/04	271.205	271.205	271.205	248.713	233.507
Secondary products and miscellaneous receipts.....		326220-SM						
Other rubber product mfg.....	32629		12/88	213.753	215.252	215.678	214.842	214.613
Rubber product mfg. for mechanical use.....	326291		12/88	164.627	167.376	168.598	169.413	169.302
Primary products.....		326291-P	12/88	155.494	158.271	159.395	160.232	160.124
Other extruded rubber mechanical goods (excl. auto)(excl. tubing).....		326291-C	12/03	149.280	149.280	149.280	149.280	150.453
Molded rubber mechanical goods, automotive.....		326291-1	06/83	109.286	113.492	114.407	114.373	114.626
Molded rubber mechanical goods, transportation (excluding automotive)/off-highway machinery.....		326291-2	12/03	153.442	153.141	155.480	155.464	155.534
Other molded rubber mechanical goods (excluding tubing).....		326291-9	12/03	184.205	184.205	184.557	189.925	187.855
Secondary products and miscellaneous receipts.....		326291-SM						
Secondary products.....		326291-S	06/83	282.809	282.809	286.546	286.115	285.933
All other rubber product manufacturing.....	326299		06/83	285.723	285.955	285.521	282.771	282.400
Primary products.....		326299-P	06/83	288.262	288.516	288.002	285.045	284.874
Rubber druggist and medical sundries, excluding gloves.....		326299-A	12/03	146.108	146.108	146.108	146.108	146.108
All other miscellaneous rubber goods.....		326299-B	06/83	241.072	243.642	243.642	243.642	242.799
Rubber compounds or mixtures for sale or interplant transfer.....		326299-6	06/83	329.000	328.344	326.913	317.686	317.686
All other industrial rubber products.....		326299-7	06/83	317.579	317.579	317.199	315.292	316.231
Secondary products and miscellaneous receipts.....		326299-SM						
Nonmetallic mineral product manufacturing.....	327		12/84	280.757	283.238	284.795	285.380	285.937
Clay product and refractory manufacturing.....	3271		12/03	174.703	175.875	175.660	176.196	177.117
Pottery, ceramics, and plumbing fixture mfg.....	32711		12/84	269.780	271.787	272.638	272.891	272.612
Pottery, ceramics, and plumbing fixture mfg.....	327110		12/11	148.264	149.366	149.834	149.973	149.819
Primary products.....		327110-P	12/11	143.422	144.571	145.058	145.203	145.044
Vitreous china, porcelain, and earthenware (semivitreous) table and kitchenware..		327110-5	12/06	146.673	146.673	146.673	146.673	146.673
All other pottery products (including china decorated for the trade).....		327110-6	12/06	165.032	165.032	165.032	165.032	165.032
Porcelain, steatite, and other ceramic electrical products.....		327110-7	12/85	313.930	319.494	321.851	322.554	321.780
Secondary products and miscellaneous receipts.....		327110-SM						
Clay building material and refractories mfg.....	32712		12/03	175.394	176.522	176.012	176.693	178.041
Clay building material and refractories mfg.....	327120		12/11	138.311	139.201	138.799	139.336	140.399
Primary products.....		327120-P	12/11	138.889	139.801	139.351	139.901	140.990
Brick and structural clay tile.....		327120-1	12/84	243.036	251.214	253.118	253.118	253.566
Building or common brick.....		327120-11	12/84	240.421	248.613	250.453	250.453	250.903
Glazed brick and other brick (paving, floor, and sewer).....		327120-12	12/04	191.458	191.458	195.664	195.664	195.664
Clay floor and wall tile, glazed and unglazed (including quarry tile and ceramic mosaic tile).....		327120-2	06/85	118.074	116.582	113.991	116.149	118.986
Nonclay refractories (excluding dead-burned magnesia).....		327120-6	12/04	201.468	204.020	201.807	202.024	205.399
Clay refractories.....		327120-7	12/04	218.379	218.379	218.379	218.379	218.379

See footnotes at end of table.

Table 11. Producer price indexes for net output of selected industries and their products, not seasonally adjusted — Continued
 [May 2023]

Title ¹	Industry code	Product code	Index base	Unadjusted index ²				
				Jan. 2023	Feb. 2023 ^P	Mar. 2023 ^P	Apr. 2023 ^P	May 2023 ^P
Clay building material and refractories mfg. - Continued								
All other structural clay products, excluding clay refractories.....		327120-9	12/85	281.065	281.065	300.909	300.909	300.909
Secondary products and miscellaneous receipts.....		327120-SM						
Miscellaneous receipts.....		327120-M	12/11	136.603	136.603	140.513	140.513	140.513
Glass and glass product manufacturing.....	3272		12/03	164.128	168.069	168.469	168.315	167.139
Glass and glass product manufacturing.....	32721		12/03	164.128	168.069	168.469	168.315	167.139
Flat glass manufacturing.....	327211		12/80	151.254	150.866	150.474	151.256	149.539
Primary products.....		327211-P	12/80	144.787	144.481	144.160	144.916	143.255
Flat glass (float, sheet, and plate process), made by flat glass producers.....		327211-1	12/80	149.267	148.749	148.241	149.438	146.809
Other glass products, made by flat glass producers.....		327211-4	12/06	170.804	170.875	170.875	170.875	170.875
Secondary products and miscellaneous receipts.....		327211-SM						
Other pressed and blown glass and glassware.....	327212		06/83	200.877	200.821	200.831	200.834	202.528
Primary products.....		327212-P	06/83	200.349	200.274	200.285	200.287	200.734
Glass fiber and machine-made pressed and blown glass and glassware, made by glass producers.....		327212-B	06/12	151.939	151.880	151.880	151.882	151.882
Handmade pressed and blown glass and glassware, made by glass producers....		327212-9	12/04	131.684	131.748	132.088	132.088	146.877
Secondary and miscellaneous receipts.....		327212-SM						
Glass container manufacturing.....	327213		06/82	278.523	277.779	277.779	277.779	279.434
Primary products.....		327213-P	06/82	279.639	278.890	278.890	278.890	280.555
Glass containers (including value of packaging).....		327213-0	12/03	201.145	200.606	200.606	200.606	201.803
Secondary products and miscellaneous receipts.....		327213-SM1						
Glass product mfg. made of purchased glass.....	327215		06/83	201.998	212.602	213.789	213.012	209.784
Primary products.....		327215-P	06/83	196.005	206.355	207.513	206.760	203.595
Pressed and blown glassware, made from purchased glass.....		327215-E	12/22	103.084	104.093	106.157	105.658	104.747
Other glass products, made from purchased glass.....		327215-F	06/83	190.483	201.038	201.178	200.866	198.559
Mirrors (decorated and undecorated), made from purchased glass.....		327215-9	06/83	191.467	205.092	207.797	205.788	199.274
Secondary products and miscellaneous receipts.....		327215-SM						
Secondary products.....		327215-S	06/83	247.143	248.168	249.192	249.192	249.192
Cement and concrete product manufacturing.....	3273		12/03	228.070	229.133	230.959	231.791	233.425
Cement manufacturing.....	32731		06/82	322.369	326.249	326.846	327.138	327.458
Cement manufacturing.....	327310		06/82	322.376	326.256	326.853	327.146	327.465
Primary products.....		327310-P	06/82	317.953	321.805	322.397	322.687	323.003
Cement, hydraulic (including cost of shipping containers).....		327310-0	06/89	314.320	318.127	318.713	319.000	319.312
Secondary products and miscellaneous receipts.....		327310-SM						
Ready-mix concrete manufacturing.....	32732		12/03	230.369	231.578	233.638	234.572	237.074
Ready-mix concrete manufacturing.....	327320		06/81	357.180	359.054	362.249	363.698	367.577
Primary products.....		327320-P	06/81	353.005	354.911	358.171	359.635	363.593
Northeast region ready-mix concrete.....		327320-A	12/12	150.237	153.085	155.793	158.275	156.059
Midwest region ready-mix concrete.....		327320-B	12/12	158.118	158.456	161.162	161.407	164.419
South region ready-mix concrete.....		327320-C	12/12	158.594	159.518	160.646	160.839	162.892
West region ready-mix concrete.....		327320-D	12/12	172.287	172.721	173.200	174.312	176.269
Secondary products and miscellaneous receipts.....		327320-SM						
Miscellaneous receipts.....		327320-M	06/81	400.314	401.827	401.827	401.827	401.827
Secondary products.....		327320-S	06/81	410.689	410.689	410.689	411.274	411.274
Concrete pipe, brick, and block manufacturing.....	32733		12/03	210.904	211.591	212.300	213.897	214.230
Concrete block and brick manufacturing.....	327331		06/81	344.185	345.334	346.484	350.075	350.241
Primary products.....		327331-P	06/81	356.528	357.713	358.858	362.697	362.853
Concrete block and brick.....		327331-0	12/06	169.068	169.629	170.172	171.993	172.067
Structural concrete block, lightweight units (weighing less than 105 lb/cubic ft.) (dry weight).....		327331-01	06/81	323.493	325.827	324.935	331.324	331.324
Structural concrete block, mediumweight units (weighing 105 - 124 lb/cubic ft.) (dry weight).....		327331-02	06/81	426.874	427.401	427.401	430.143	433.660
Structural concrete block, normalweight units (weighing 125 lb or more/cubic ft.) (dry weight).....		327331-03	06/81	386.438	394.471	394.179	396.107	396.107
Decorative concrete block (including screen, split, slump, shadowal block, etc.).....		327331-04	06/81	314.710	314.710	316.284	319.209	319.209
Concrete pavers (including grid, interlocking, etc.).....		327331-05	06/81	355.346	355.346	357.144	360.790	360.790
Concrete brick.....		327331-06	06/81	331.353	331.353	333.027	337.556	337.556
Secondary products and miscellaneous receipts.....		327331-SM						
Miscellaneous receipts.....		327331-M	06/81	295.892	295.892	299.933	299.933	299.933
Secondary products.....		327331-S	06/81	301.771	303.407	304.745	304.966	305.719
Concrete pipe manufacturing.....	327332		12/03	225.369	226.051	226.835	226.835	227.847
Primary products.....		327332-P	12/03	224.008	224.535	225.831	225.831	226.834
Concrete pipe.....		327332-0	12/03	224.008	224.535	225.831	225.831	226.834
Concrete storm sewer pipe.....		327332-02	12/99	287.701	288.401	290.353	290.353	291.755

See footnotes at end of table.

Table 11. Producer price indexes for net output of selected industries and their products, not seasonally adjusted — Continued
 [May 2023]

Title ¹	Industry code	Product code	Index base	Unadjusted index ²				
				Jan. 2023	Feb. 2023 ^P	Mar. 2023 ^P	Apr. 2023 ^P	May 2023 ^P
Concrete pipe manufacturing - Continued								
Concrete pipe, except concrete culvert and storm sewer pipe.....		327332-03	06/94	262.575	263.065	263.065	263.065	263.646
Secondary products and miscellaneous receipts.....		327332-SM1						
Other concrete product manufacturing.....	32739		12/03	237.159	237.663	239.978	240.354	241.122
Other concrete product manufacturing.....	327390		12/03	237.183	237.687	240.001	240.377	241.144
Primary products.....		327390-P	12/03	234.509	235.029	237.402	237.792	238.589
Precast concrete products.....		327390-1	12/79	422.300	423.690	428.694	428.980	430.852
Precast concrete slabs and tile, roof and floor units.....		327390-11	07/85	382.541	394.101	394.101	394.101	394.101
Precast concrete architectural wall panels.....		327390-12	11/84	355.799	355.799	355.852	355.603	357.649
Burial vaults and boxes, precast concrete.....		327390-13	12/79	473.472	473.472	473.472	473.472	473.472
Precast concrete products (excl burial vaults and boxes, slabs and tile, and arch. wall panels).....		327390-14	12/79	395.418	395.971	402.374	402.792	404.769
Prestressed concrete products.....		327390-4	12/79	418.719	417.363	417.926	420.717	419.937
Prestressed concrete products (excl bridge beams and solid and hollow cored slabs and panels).....		327390-43	06/94	213.848	212.362	214.039	217.906	217.906
Prestressed concrete bridge beams.....		327390-46	01/17	211.894	211.027	210.378	210.378	210.676
Prestressed concrete solid and hollow cored slabs and panels.....		327390-47	01/17	172.967	174.569	173.449	171.783	169.202
Secondary products and miscellaneous receipts.....		327390-SM						
Secondary products.....		327390-S	12/79	513.085	513.295	513.295	513.295	513.295
Lime and gypsum product manufacturing.....	3274		12/03	250.251	252.205	253.465	251.941	251.222
Lime manufacturing.....	32741		12/03	314.346	315.613	316.528	316.989	320.383
Lime manufacturing.....	327410		12/85	404.165	405.794	406.971	407.564	411.927
Primary products.....		327410-P	12/85	420.508	422.202	423.427	424.044	428.583
Lime.....		327410-0	12/04	306.236	307.470	308.362	308.811	312.117
Gypsum product manufacturing.....	32742		12/03	238.271	240.546	241.979	239.697	237.511
Gypsum product manufacturing.....	327420		06/81	389.299	393.017	395.357	391.630	388.058
Primary products.....		327420-P	06/81	417.996	421.997	424.513	420.504	416.663
Gypsum building materials.....		327420-1	12/93	350.709	354.716	357.236	353.221	349.374
Other gypsum products.....		327420-5	01/00	243.423	243.423	243.423	243.423	243.423
Secondary products and miscellaneous receipts.....		327420-SM						
Other nonmetallic mineral products.....	3279		12/84	257.375	258.539	259.869	260.991	260.839
Abrasive product manufacturing.....	32791		12/03	171.425	172.063	173.838	175.372	175.582
Abrasive product manufacturing.....	327910		12/80	285.962	287.024	289.981	292.536	292.886
Primary products.....		327910-P	12/80	302.652	303.724	306.899	309.633	310.009
Nonmetallic sized grains, powders, and flour abrasives (incl. graded only).....		327910-1	06/87	245.397	245.397	245.397	245.397	245.397
Nonmetallic abrasive products (including diamond abrasives).....		327910-4	12/80	292.115	294.531	293.735	294.141	294.000
Nonmetallic coated abrasive products and buffing wheels, polishing wheels, and laps.....		327910-7	12/80	360.129	360.710	367.276	368.945	369.262
Secondary products and miscellaneous receipts.....		327910-SM						
Miscellaneous receipts.....		327910-M	12/80	355.657	366.530	366.530	367.818	367.818
All other nonmetallic mineral product mfg.....	32799		12/03	199.146	200.078	200.890	201.566	201.373
Cut stone and stone product manufacturing.....	327991		12/84	240.174	244.338	244.338	244.338	243.459
Primary products.....		327991-P	12/84	233.939	238.082	238.082	238.082	237.207
Dressed dimension granite (including gneiss, syenite, diorite, and cut granite).....		327991-1	12/84	227.481	234.310	234.310	234.310	232.333
Dressed dimension marble and other stone.....		327991-7	12/84	237.057	237.475	237.475	237.475	238.261
Secondary products and miscellaneous receipts.....		327991-SM						
Secondary products.....		327991-S	12/84	227.372	227.372	227.372	227.372	227.453
Ground or treated mineral and earth manufacturing.....	327992		06/85	304.301	302.155	305.484	309.644	309.650
Primary products.....		327992-P	06/85	297.949	295.809	299.127	303.275	303.275
Ground or treated minerals and earths.....		327992-0	06/85	297.949	295.809	299.127	303.275	303.275
Treated lightweight aggregate and crushed slag, minerals and earths.....		327992-04	12/14	152.892	152.892	152.892	155.051	-
Other minerals or earths, treated.....		327992-06	12/14	85.129	83.951	86.163	87.728	-
Secondary products and miscellaneous receipts.....		327992-SM						
Mineral wool manufacturing.....	327993		12/81	292.008	293.338	295.065	294.912	294.887
Primary products.....		327993-P	12/81	292.291	293.625	295.357	295.196	295.171
Mineral wool for thermal and acoustical envelope insulation.....		327993-1	12/81	303.358	304.003	305.267	306.407	306.363
Mineral wool for industrial, equipment, and appliance insulation.....		327993-4	12/81	241.526	243.507	245.571	243.886	243.886
Secondary products and miscellaneous receipts.....		327993-SM						
Miscellaneous receipts.....		327993-M1	07/09	135.532	-	-	-	-
Miscellaneous nonmetallic mineral products manufacturing.....	327999		12/03	179.525	179.528	179.530	180.342	180.342
Primary products.....		327999-P	12/03	178.219	178.219	178.219	179.040	179.040
All other nonmetallic mineral products.....		327999-0	12/03	178.219	178.219	178.219	179.040	179.040
Other nonmetallic mineral products.....		327999-09	06/06	119.428	119.428	119.428	120.544	120.544
Secondary products and miscellaneous receipts.....		327999-SM						

See footnotes at end of table.

Table 11. Producer price indexes for net output of selected industries and their products, not seasonally adjusted — Continued
[May 2023]

Title ¹	Industry code	Product code	Index base	Unadjusted index ²				
				Jan. 2023	Feb. 2023 ^P	Mar. 2023 ^P	Apr. 2023 ^P	May 2023 ^P
Miscellaneous nonmetallic mineral products manufacturing - Continued								
Primary metal mfg.	331		12/84	289.356	295.068	296.192	298.835	307.523
Iron & steel mills & ferroalloy mfg.	3311		12/03	255.119	265.158	267.880	272.848	289.008
Iron & steel mills & ferroalloy mfg.	33111		12/03	255.119	265.158	267.880	272.848	289.008
Iron and steel mills and ferroalloy mfg.	331110		06/82	273.672	284.450	287.373	292.822	310.187
Primary products.		331110-P	06/82	272.763	284.067	287.164	300.486	319.745
Steel ingots and semifinished products.		331110-3	06/82	495.590	500.756	504.681	514.326	506.776
Ferroalloys and related products.		331110-6	12/09	124.145	116.740	116.777	118.062	—
Hot rolled steel bars, plates, and structural shapes.		331110-7	06/82	293.981	295.912	294.088	298.279	306.161
Hot rolled steel bars, plates, and structural shapes, carbon.		331110-71	12/17	169.977	170.918	169.344	171.539	176.559
Hot rolled steel bars, plates, and structural shapes, alloy.		331110-76	12/10	—	137.669	140.527	147.470	147.437
Secondary products and miscellaneous receipts.		331110-SM						
Steel product mfg from purchased steel.	3312		12/03	310.590	304.302	305.920	311.305	319.483
Iron & steel pipe and tube mfg from purchased steel.	33121		12/03	380.520	363.198	362.845	360.873	363.322
Iron and steel pipe and tube manufacturing from purchased steel.	331210		06/82	544.199	519.430	518.924	516.104	519.604
Primary products.		331210-P	06/82	562.344	536.577	536.061	533.180	536.857
Iron and steel pipes and tubes, from purchased iron and steel.		331210-0	06/82	562.344	536.577	536.061	533.180	536.857
Pipe and tube, carbon.		331210-02	12/10	214.550	204.507	205.134	204.702	209.127
Pipe and tube, alloy.		331210-03	12/10	178.633	163.737	161.219	157.474	151.016
Pipe and tube, stainless.		331210-04	12/10	134.125	134.007	132.791	131.943	128.019
Secondary products and miscellaneous receipts.		331210-SM1						
Rolling & drawing of purchased steel.	33122		12/03	253.100	255.729	258.927	270.217	282.980
Rolled steel shape mfg.	331221		06/82	267.118	275.446	286.978	311.531	342.110
Primary products.		331221-P	06/82	245.202	252.729	263.821	288.858	320.207
Cold rolled steel sheet and strip, made from purchased steel.		331221-1	06/82	237.550	247.868	265.972	316.067	365.394
Cold finished steel bars and bar shapes, made from purchased steel.		331221-3	06/82	281.674	285.377	286.099	272.638	277.677
Secondary products and miscellaneous receipts.		331221-SM						
Steel wire drawing.	331222		06/82	343.915	341.918	338.092	340.766	340.972
Primary products.		331222-P	06/82	352.562	350.443	346.389	349.225	349.563
Steel wire, including galvanized and other coated wire.		331222-5	06/82	310.872	307.154	307.121	310.561	310.938
Carbon steel wire.		331222-5A	06/82	315.739	309.098	306.657	306.918	308.567
Stainless steel wire.		331222-5C	06/82	270.085	270.085	270.085	270.085	270.085
Secondary products and miscellaneous receipts.		331222-SM						
Miscellaneous receipts.		331222-M	03/98	156.306	150.652	149.928	149.928	153.125
Alumina & aluminum production & processing.	3313		12/03	159.313	162.080	161.231	158.829	158.879
Alumina & aluminum production & processing.	33131		12/03	159.405	162.174	161.324	158.921	158.971
Secondary smelting and alloying of aluminum.	331314		12/03	187.975	191.982	191.603	188.271	187.164
Primary products.		331314-P	06/80	202.847	207.386	207.064	203.395	202.175
Aluminum ingot, including billet, made by secondary smelters.		331314-2	12/03	192.863	196.806	196.484	192.136	190.873
Aluminum and aluminum-base alloys powders, paste, and flakes.		331314-5	12/03	131.932	137.741	137.657	141.866	141.866
Secondary products and miscellaneous receipts.		331314-SM						
Aluminum sheet, plate, and foil mfg.	331315		06/81	209.291	209.792	209.234	206.973	206.849
Primary products.		331315-P	06/81	216.311	216.829	216.252	213.915	213.787
Aluminum sheet, plate, and foil.		331315-0	06/81	216.311	216.829	216.252	213.915	213.787
Other aluminum rolling, drawing, and extruding.	331318		12/81	265.610	274.845	273.729	268.296	268.479
Primary products.		331318-P	12/81	275.290	285.128	283.943	278.031	278.216
Extruded aluminum rod, bar, and other extruded shapes.		331318-1	12/81	292.811	303.081	301.964	295.875	296.065
Extruded and drawn aluminum tube.		331318-3	12/94	133.677	139.714	138.210	134.041	134.169
Secondary products and miscellaneous receipts.		331318-SM						
Nonferrous (exc alum) production & processing.	3314		12/03	281.815	285.014	283.175	283.600	282.306
Nonferrous metal (except aluminum) smelting and refining.	33141		12/03	292.503	294.915	285.393	287.829	—
Nonferrous metal (except aluminum) smelting and refining.	331410		12/09	115.143	116.093	112.345	113.303	—
Primary products.		331410-P	12/09	119.476	120.506	116.554	117.572	—
Primary smelting and refining of copper.		331410-1	06/80	309.271	307.476	307.476	—	—
Secondary products and miscellaneous receipts.		331410-SM1						
Copper rolling/drawing/extruding & alloying.	33142		12/03	322.333	328.952	327.377	324.613	316.719
Copper rolling, drawing, extruding, and alloying.	331420		12/11	127.284	129.897	129.275	128.183	125.067
Primary products.		331420-P	12/11	127.125	129.798	129.156	128.151	124.904
Copper wire and cable.		331420-A	12/03	287.107	293.764	290.213	287.509	277.830
Copper and copper alloy mill shapes, except wire and cable.		331420-B	12/22	102.226	104.260	104.372	103.427	101.281
Copper and copper alloy rod, bar, and shapes.		331420-B5	12/80	531.043	538.014	—	—	—
Secondary smelting, refining, and alloying of copper.		331420-8	12/03	382.110	386.813	—	—	—

See footnotes at end of table.

Table 11. Producer price indexes for net output of selected industries and their products, not seasonally adjusted — Continued
 [May 2023]

Title ¹	Industry code	Product code	Index base	Unadjusted index ²				
				Jan. 2023	Feb. 2023 ^P	Mar. 2023 ^P	Apr. 2023 ^P	May 2023 ^P
Copper rolling, drawing, extruding, and alloying - Continued								
Secondary products and miscellaneous receipts.....		331420-SM						
Miscellaneous receipts.....		331420-M	12/11	—	—	—	140.593	138.055
Other nonferrous roll/draw/extruding/alloying.....	33149		12/03	241.547	241.491	242.404	245.426	244.994
Nonferrous metal (except copper and aluminum) rolling, drawing, and extruding.....	331491		12/03	217.975	220.068	220.867	223.727	223.950
Primary products.....		331491-P	12/03	188.945	190.568	191.140	193.484	193.678
All other nonferrous metal mill shapes.....		331491-D	06/82	295.987	303.210	299.315	295.610	309.561
Nickel and nickel-base alloy mill shapes.....		331491-2	06/82	283.838	288.300	289.074	299.790	293.234
Titanium and titanium-base alloy mill shapes.....		331491-3	06/82	188.064	188.064	190.753	191.595	189.892
Secondary products and miscellaneous receipts.....		331491-SM						
Secondary products.....		331491-S	06/82	359.396	365.999	374.101	382.409	382.800
Secondary smelting, refining, and alloying of nonferrous metal (except copper and aluminum).....	331492		12/03	268.320	266.100	267.137	270.351	269.258
Primary products.....		331492-P	12/03	267.895	265.584	266.664	270.010	268.872
All other miscellaneous secondary nonferrous metals, including secondary lead and zinc.....		331492-B	06/11	95.526	94.556	93.513	90.927	88.515
Secondary products and miscellaneous receipts.....		331492-SM						
Foundries.....	3315		12/03	199.648	200.880	200.930	201.706	201.733
Ferrous metal foundries.....	33151		12/84	287.986	289.405	289.737	291.175	291.276
Iron foundries.....	331511		12/80	337.104	339.115	339.778	342.037	342.183
Primary products.....		331511-P	12/80	323.573	325.574	326.233	328.402	328.266
Ductile iron pressure pipe and fittings.....		331511-1	12/80	424.848	427.971	429.364	431.780	431.780
Other ductile iron castings.....		331511-3	06/86	215.522	216.684	216.758	217.992	218.510
Other ductile iron castings for automotive uses.....		331511-31	06/12	111.045	112.579	112.368	112.531	112.711
Other ductile iron castings for all other uses.....		331511-32	06/12	139.005	139.075	139.303	140.443	140.841
Other gray iron castings.....		331511-9	12/03	206.798	208.743	209.494	211.800	210.867
Secondary products and miscellaneous receipts.....		331511-SM						
Steel investment foundries.....	331512		06/81	365.253	367.070	367.070	367.244	367.250
Primary products.....		331512-P	06/81	347.914	349.656	349.656	349.823	349.823
Steel investment castings.....		331512-0	06/81	347.914	349.656	349.656	349.823	349.823
Secondary products and miscellaneous receipts.....		331512-SM						
Secondary products.....		331512-S	06/81	513.382	513.382	513.382	513.382	—
Steel foundries, except investment.....	331513		06/81	275.359	275.872	275.928	277.452	277.589
Primary products.....		331513-P	12/03	207.927	208.282	208.325	209.504	209.606
Carbon steel castings, except investment.....		331513-1	06/81	292.172	293.390	293.405	297.243	297.243
Alloy steel castings, excluding investment.....		331513-4	12/17	145.548	145.675	145.712	146.168	146.264
High alloy steel castings, except investment.....		331513-41	06/81	402.867	403.331	403.331	403.331	403.331
Other alloy steel castings, except investment.....		331513-43	12/03	189.687	189.749	189.891	191.610	191.972
Secondary products and miscellaneous receipts.....		331513-SM						
Nonferrous metal foundries.....	33152		12/84	245.865	247.804	247.564	248.141	248.103
Nonferrous metal die-casting foundries.....	331523		12/11	122.127	122.889	122.028	122.400	122.034
Primary products.....		331523-P	12/11	123.350	124.140	123.238	123.621	123.238
Aluminum die-castings.....		331523-1	06/83	192.649	194.184	192.418	193.387	192.870
Nonferrous (except aluminum) die-castings.....		331523-3	06/91	261.480	261.630	261.520	260.461	259.241
Secondary products and miscellaneous receipts.....		331523-SM						
Secondary products.....		331523-S	12/11	110.336	110.331	110.753	110.850	110.979
Aluminum foundries, except die-casting.....	331524		06/91	225.276	225.600	228.342	227.849	229.105
Primary products.....		331524-P	06/91	206.734	206.934	208.351	207.824	209.204
Aluminum castings, excluding die-castings.....		331524-0	06/91	206.734	206.934	208.351	207.824	209.204
Secondary products and miscellaneous receipts.....		331524-SM						
Secondary products.....		331524-S1	06/08	275.187	276.244	287.018	286.913	286.913
Other nonferrous metal foundries, except die-casting.....	331529		12/11	131.966	134.670	134.586	135.390	135.460
Primary products.....		331529-P	12/11	127.575	130.331	130.245	131.321	131.336
Copper foundries (excluding die-casting).....		331529-5	06/83	403.958	407.710	407.237	405.980	406.064
Secondary products and miscellaneous receipts.....		331529-SM						
Fabricated metal product mfg.....	332		12/84	273.640	274.957	276.508	278.580	278.690
Forging & stamping.....	3321		12/03	175.507	175.998	176.344	177.499	177.274
Forging & stamping.....	33211		12/03	175.536	176.026	176.373	177.528	177.303
Iron and steel forging.....	332111		12/83	192.461	194.241	194.200	198.669	197.531
Primary products.....		332111-P	12/83	189.945	191.776	191.734	195.808	194.638
Hot impression die impact, press and upset steel forgings.....		332111-1	12/83	199.718	201.114	201.870	207.657	206.138
Hot impression die impact, press and upset carbon steel forgings.....		332111-11	12/83	199.995	201.417	201.417	—	—
Hot impression die impact, press and upset alloy steel forgings.....		332111-12	12/83	187.679	189.198	190.739	193.831	189.941
Secondary products and miscellaneous receipts.....		332111-SM						

See footnotes at end of table.

Table 11. Producer price indexes for net output of selected industries and their products, not seasonally adjusted — Continued
 [May 2023]

Title ¹	Industry code	Product code	Index base	Unadjusted index ²				
				Jan. 2023	Feb. 2023 ^P	Mar. 2023 ^P	Apr. 2023 ^P	May 2023 ^P
Iron and steel forging - Continued								
Nonferrous forging.....	332112		12/83	172.158	176.352	176.048	176.701	178.222
Primary products.....		332112-P	12/83	190.577	195.001	194.996	195.729	197.476
Hot impression die impact, press and upset nonferrous forgings.....		332112-4	12/83	200.941	206.200	206.194	207.065	209.141
Hot impression die impact, press, and upset aluminum and aluminum alloy forgings.....		332112-41	12/83	230.284	230.350	230.339	231.896	231.892
Hot impression die impact, press, and upset titanium and titanium alloy forgings.....		332112-42	12/83	146.708	158.730	158.730	158.730	163.975
Other nonferrous hot impression die impact, press, and upset forgings.....		332112-43	06/98	155.899	161.005	161.005	161.005	161.005
Secondary products and miscellaneous receipts.....		332112-SM						
Custom roll forming.....	332114		12/03	194.047	187.454	187.611	187.668	187.632
Primary products.....		332114-P	12/84	223.107	214.475	214.680	214.755	214.707
Custom roll formed products (steel, aluminum and other metal).....		332114-0	06/90	216.615	208.234	208.433	208.505	208.459
Secondary products and miscellaneous receipts.....		332114-SM						
Powder metallurgy part mfg.....	332117		12/03	130.689	131.293	131.472	132.796	—
Primary products.....		332117-P	12/03	131.271	131.878	132.058	133.388	—
Powder metallurgy parts.....		332117-0	12/91	134.729	135.351	135.536	136.901	—
Other metal stamping, except automotive.....	332119		06/84	248.842	254.279	255.532	255.745	255.488
Primary products.....		332119-P	12/03	193.092	197.820	197.955	198.029	198.029
Metal job stampings, except automotive.....		332119-3	06/84	256.655	259.268	259.527	259.562	259.562
Motor and generator metal job stamping.....		332119-32	06/07	124.344	124.344	128.988	129.606	129.606
Other metal job stampings.....		332119-33	06/07	177.678	177.447	177.447	177.447	177.447
Secondary products and miscellaneous receipts.....		332119-SM						
Cutlery & handtool mfg.....	3322		12/03	157.573	160.193	160.561	161.389	161.473
Cutlery & handtool mfg.....	33221		12/03	157.558	160.177	160.545	161.373	161.457
Metal cookware, cutlery, and flatware mfg.....	332215		12/11	126.747	127.312	128.058	128.058	128.058
Primary products.....		332215-P	12/11	126.177	126.750	127.507	127.507	127.507
Cutlery, scissors, shears, trimmers, and snips.....		332215-2	12/83	286.831	288.962	289.379	289.379	289.379
Secondary products and miscellaneous receipts.....		332215-SM						
Miscellaneous receipts.....		332215-M	12/11	129.574	129.574	129.593	129.593	129.593
Secondary products.....		332215-S	12/11	133.418	133.418	133.418	133.418	133.418
Saw blade, handsaw, and hand and edge tool mfg.....	332216		12/11	129.962	132.908	132.982	134.005	134.108
Primary products.....		332216-P	12/11	128.972	132.128	132.207	133.262	133.373
Edge tools, hand-operated.....		332216-4	06/96	200.030	203.259	203.259	213.133	213.133
All other miscellaneous hand tools, except handsaws.....		332216-7	12/11	132.697	135.112	135.112	135.906	135.906
Secondary products and miscellaneous receipts.....		332216-SM						
Miscellaneous receipts.....		332216-M	12/11	134.724	134.724	134.724	136.754	136.754
Secondary products.....		332216-S	12/11	137.628	137.640	137.627	137.634	137.626
Architectural & structural metals mfg.....	3323		12/03	252.989	254.209	256.803	258.223	257.372
Plate work & fabricated structural prod mfg.....	33231		12/03	272.363	274.149	279.203	280.597	279.590
Prefabricated metal buildings and components mfg.....	332311		12/81	480.197	482.238	506.427	507.659	506.261
Primary products.....		332311-P	12/81	496.510	499.190	524.592	525.768	524.473
Prefabricated metal bldg & component systems (excl. farm service bldgs, resid. bldgs, & parts).....		332311-1	12/81	534.379	538.344	575.996	579.152	579.152
Other prefabricated and portable metal buildings and parts.....		332311-3	12/81	417.168	417.137	416.666	413.656	409.618
Secondary products and miscellaneous receipts.....		332311-SM						
Fabricated structural metal mfg.....	332312		12/03	269.270	271.471	275.731	277.508	276.281
Primary products.....		332312-P	06/82	352.976	354.290	359.384	361.651	359.682
Fabricated structural metal bar joists and concrete reinforcing bars.....		332312-1	06/82	346.286	348.373	356.836	357.896	355.410
Fabricated structural iron and steel for industrial buildings metal bar joists, short span.....		332312-11	06/11	164.775	165.974	168.294	168.294	167.986
Fabricated structural iron & steel for commercial, residential, institutional, & public bldgs.....		332312-12	06/11	204.480	205.648	211.180	211.964	210.221
Other fabricated structural metal.....		332312-5	06/82	365.385	368.568	371.636	373.045	373.045
Fabricated structural metal for bridges.....		332312-6	06/82	281.906	262.829	258.560	276.284	262.885
Secondary products and miscellaneous receipts.....		332312-SM						
Plate work mfg.....	332313		12/03	225.291	225.291	224.927	224.927	224.902
Primary products.....		332313-P	12/03	222.725	222.725	222.292	222.292	222.292
Fabricated plate work (stacks and weldments).....		332313-0	03/80	337.811	337.811	337.154	337.154	337.154
Secondary products and miscellaneous receipts.....		332313-SM1						
Ornamental & architectural metal prod mfg.....	33232		12/03	236.729	237.420	237.668	239.125	238.418
Metal window and door mfg.....	332321		06/83	404.331	407.414	407.528	409.606	409.601
Primary products.....		332321-P	06/83	423.162	426.163	426.269	428.517	428.512
Metal molding and trim and store fronts.....		332321-B	06/83	1,068.620	1,068.620	1,068.620	1,068.620	1,068.587
Metal windows (except storm sash).....		332321-D	06/83	406.705	406.721	407.203	407.203	407.203

See footnotes at end of table.

Table 11. Producer price indexes for net output of selected industries and their products, not seasonally adjusted — Continued
 [May 2023]

Title ¹	Industry code	Product code	Index base	Unadjusted index ²				
				Jan. 2023	Feb. 2023 ^P	Mar. 2023 ^P	Apr. 2023 ^P	May 2023 ^P
Metal window and door mfg - Continued								
Metal doors (except storm doors).....		332321-1	06/83	410.390	412.021	412.053	415.295	415.290
Metal window and door screens (except combination screens) and metal weather strip.....		332321-9	06/83	345.474	345.474	345.474	345.474	345.474
Secondary products and miscellaneous receipts.....		332321-SM						
Secondary products.....		332321-S	06/83	331.300	339.049	339.456	339.456	339.456
Sheet metal work mfg.....	332322		12/82	294.904	295.290	295.964	298.801	296.936
Primary products.....		332322-P	12/82	292.320	291.479	292.155	295.063	292.956
Sheet metal electronic enclosures.....		332322-C	06/11	139.889	139.830	140.011	148.393	143.099
Steel sheet metal computer & peripheral equipment enclosures.....		332322-C1	06/11	122.609	122.643	122.817	140.428	129.348
Aluminum sheet metal computer & peripheral equipment enclosures.....		332322-C2	06/11	167.729	167.729	167.732	167.718	167.718
Other sheet metal electronic enclosures (excluding computers).....		332322-C3	06/11	135.302	135.135	135.351	135.292	135.286
Other sheet metal work.....		332322-G	12/03	167.372	167.432	167.334	167.320	167.583
Aluminum and other sheet metal work.....		332322-G3	06/11	130.936	131.021	130.882	130.863	131.232
Sheet metal air-conditioning ducts and stove pipe.....		332322-I	12/03	294.130	294.130	293.480	293.480	293.480
Sheet metal roofing and roof drainage equipment.....		332322-J	12/03	241.105	239.494	242.799	242.266	243.149
Secondary products and miscellaneous receipts.....		332322-SM						
Secondary products.....		332322-S	12/03	198.602	199.495	199.524	199.665	200.675
Ornamental and architectural metal work mfg.....	332323		12/83	495.750	495.618	495.327	495.302	495.354
Primary products.....		332323-P	12/83	536.809	536.715	536.390	536.312	536.312
Ornamental and architectural metal work.....		332323-8	12/97	406.247	406.093	405.060	406.777	406.777
Iron, steel, and aluminum stairs, staircases, and fire escapes.....		332323-81	12/83	594.301	593.969	594.092	597.203	597.203
Steel and aluminum fences, gates (not wire), and railings and window guards.....		332323-82	12/97	299.190	299.187	296.749	297.398	297.398
Other architectural and ornamental work.....		332323-9	12/97	304.302	304.302	304.744	304.744	304.744
Other aluminum and metal architectural and ornamental work.....		332323-91	12/88	317.874	317.874	318.393	318.393	318.393
Other iron and steel architectural and ornamental work.....		332323-92	12/97	311.640	311.640	-	-	-
Metal stalls and corrals.....		332323-94	05/17	144.775	144.775	144.775	-	-
Secondary products and miscellaneous receipts.....		332323-SM						
Secondary products.....		332323-S	12/83	246.503	244.203	244.242	245.203	246.329
Boiler, tank & shipping container mfg.....	3324		12/03	225.253	225.429	225.334	226.180	226.467
Power boiler & heat exchanger mfg.....	33241		12/03	250.514	250.514	250.789	250.821	250.849
Power boiler and heat exchanger mfg.....	332410		12/03	250.687	250.687	250.962	250.995	251.022
Primary products.....		332410-P	12/03	250.673	250.673	250.935	250.935	250.935
Fabricated heat exchangers and steam condensers (excluding nuclear applications).....		332410-1	03/80	523.796	523.796	523.727	523.727	523.727
Steel power boilers (stationary and marine), parts and attachments (excl. nuclear applications).....		332410-6	05/21	121.490	-	122.239	-	-
Secondary products and miscellaneous receipts.....		332410-SM						
Secondary products.....		332410-S	03/80	475.821	475.776	479.755	-	-
Metal tank (heavy gauge) mfg.....	33242		12/03	238.641	238.604	238.733	240.958	240.903
Metal tanks, heavy gauge, mfg.....	332420		12/03	238.513	238.476	238.605	240.829	240.774
Primary products.....		332420-P	12/03	233.063	233.063	233.191	235.631	235.571
Metal tanks, heavy gauge.....		332420-0	12/03	233.063	233.063	233.191	235.631	235.571
Secondary products and miscellaneous receipts.....		332420-SM						
Secondary products.....		332420-S	03/80	338.557	338.066	338.228	338.196	338.196
Light gauge metal container mfg.....	33243		12/84	221.568	221.928	221.578	222.029	222.605
Metal can mfg.....	332431		06/81	220.125	221.492	220.830	221.348	221.309
Primary products.....		332431-P	06/81	218.853	220.219	219.442	219.956	219.956
Steel cans and tinware products.....		332431-1	06/81	336.210	341.447	338.466	338.466	338.466
Aluminum cans (including lids, ends, and parts shipped separately).....		332431-3	06/81	155.000	155.000	155.000	155.608	-
Secondary products and miscellaneous receipts.....		332431-SM						
Other metal container mfg.....	332439		12/03	269.878	265.220	266.303	266.499	270.303
Primary products.....		332439-P	12/03	279.867	274.455	274.026	274.254	278.673
Steel shipping barrels & drums, exc. beer barrels (more than 12-gallon capacity).....		332439-3	06/83	446.502	426.174	426.174	427.418	449.183
All other metal containers.....		332439-6	12/03	221.327	221.327	220.628	220.628	220.628
Secondary products and miscellaneous receipts.....		332439-SM						
Secondary products.....		332439-S	12/03	202.053	202.053	212.162	212.162	212.162
Hardware mfg.....	3325		12/03	204.875	203.771	204.048	203.033	202.975
Hardware mfg.....	33251		12/03	204.875	203.771	204.048	203.033	202.975
Hardware mfg.....	332510		06/85	274.798	273.318	273.690	272.328	272.250
Primary products.....		332510-P	06/85	262.313	260.747	261.324	259.953	259.840
All other miscellaneous hardware.....		332510-A	06/85	469.025	472.564	472.497	462.257	461.447
Furniture hardware (excluding cabinet hardware).....		332510-2	06/85	295.560	295.083	293.555	292.864	291.581
Builders' hardware, including fabricated metal safe and vault locks, & cabinet hardware.....		332510-4	06/85	302.554	297.489	297.598	297.598	297.598

See footnotes at end of table.

Table 11. Producer price indexes for net output of selected industries and their products, not seasonally adjusted — Continued
 [May 2023]

Title ¹	Industry code	Product code	Index base	Unadjusted index ²				
				Jan. 2023	Feb. 2023 ^P	Mar. 2023 ^P	Apr. 2023 ^P	May 2023 ^P
Hardware mfg - Continued								
Motor vehicle hardware (lock units, door & window handles, window regulators, hinges, etc.).....		332510-6	06/85	173.215	173.215	173.215	173.459	173.459
Secondary products and miscellaneous receipts.....		332510-SM						
Miscellaneous receipts.....		332510-M	07/85	397.694	404.206	389.091	390.021	392.550
Secondary products.....		332510-S	06/85	334.666	334.666	334.666	334.666	334.666
Spring & wire product mfg.....	3326		12/03	270.459	268.492	270.583	270.394	270.517
Spring & wire product mfg.....	33261		12/03	270.459	268.492	270.583	270.394	270.517
Spring mfg.....	332613		12/11	212.941	211.791	214.487	214.652	214.553
Primary products.....		332613-P	12/11	225.693	224.412	227.414	227.601	227.492
Cold formed steel springs, except wire.....		332613-3	06/81	505.950	506.091	507.472	509.821	509.179
Precision mechanical wire springs.....		332613-5	12/82	271.533	270.780	289.663	288.860	288.691
Precision mechanical extension- and torsion-type wire springs.....		332613-51	06/01	228.994	227.608	226.741	226.246	226.246
Precision mechanical compression-type wire springs.....		332613-52	06/01	182.346	182.260	204.305	203.665	203.471
Secondary products and miscellaneous receipts.....		332613-SM						
Secondary products.....		332613-S	12/11	113.907	113.906	113.989	113.822	113.743
Other fabricated wire product mfg.....	332618		12/82	337.899	334.758	335.550	334.785	335.261
Primary products.....		332618-P	12/82	324.824	321.694	322.513	321.946	322.175
Other ferrous wire products, excluding springs, made from purchased wire.....		332618-B	12/82	365.692	365.692	371.923	370.381	368.237
Other fabricated wire products, made from purchased wire.....		332618-2	06/85	178.260	174.416	174.416	174.416	175.173
Ferrous wire cloth and other ferrous woven wire products, made from purchased wire.....		332618-3	12/82	192.676	194.179	194.179	194.179	194.179
Steel fencing and fence gates, made from purchased wire.....		332618-7	12/82	475.701	477.587	475.230	468.232	467.732
Steel nails, staples, tacks, spikes, and brads, made from purchased wire.....		332618-9	12/03	251.514	251.828	251.399	251.615	251.544
Secondary products and miscellaneous receipts.....		332618-SM						
Secondary products.....		332618-S	12/82	690.627	691.416	695.527	697.032	696.383
Mach shops, turn prod, screw, nut, bolt mfg.....	3327		12/03	167.140	170.073	170.502	170.890	171.621
Machine shops.....	33271		12/03	148.738	149.559	149.739	149.994	150.835
Machine shops.....	332710		06/84	197.858	198.950	199.190	199.529	200.648
Primary products.....		332710-P	06/84	196.035	197.223	197.486	197.856	199.078
Machine shop job work and job order repairs.....		332710-0	06/84	194.667	195.847	196.107	196.475	197.688
Secondary products and miscellaneous receipts.....		332710-SM						
Turned product & screw, nut & bolt mfg.....	33272		12/84	244.404	251.770	252.741	253.465	254.208
Precision turned product mfg.....	332721		12/83	239.448	248.523	248.533	248.623	248.623
Primary products.....		332721-P	12/83	225.767	235.361	235.372	235.468	235.468
Precision turned products, automotive.....		332721-1	12/83	155.099	162.944	162.944	162.942	162.942
Precision turned products, except automotive.....		332721-3	12/83	257.824	268.098	268.114	268.260	268.260
Secondary products and miscellaneous receipts.....		332721-SM						
Bolt, nut, screw, rivet, and washer mfg.....	332722		06/82	275.700	280.728	283.482	285.389	287.512
Primary products.....		332722-P	06/82	282.440	287.899	290.879	292.958	295.271
Nonthreaded metal fasteners (except aircraft types).....		332722-B	06/82	271.609	269.185	269.073	269.207	270.911
Aircraft fasteners, except plastics (including aerospace).....		332722-1	06/82	559.152	579.896	579.896	579.896	579.896
Externally threaded metal fasteners (except aircraft types).....		332722-3	06/82	236.162	241.125	246.931	250.201	254.140
Hex bolts, including heavy, tap-and-joint (excluding high-strength structural & aircraft types).....		332722-3122	06/82	203.807	203.800	202.291	201.693	206.460
Other metal bolts, including square, round, plow, high-strength structural, & bent bolts.....		332722-3133	12/99	264.794	276.129	292.240	300.296	312.849
Cap, set, machine, lag, flange, and self-locking screws (except aircraft types).....		332722-3144	12/87	292.663	297.595	297.853	300.498	301.023
Internally threaded fasteners (except aircraft types).....		332722-5	06/82	151.731	151.777	150.877	152.584	152.703
Secondary products and miscellaneous receipts.....		332722-SM						
Miscellaneous receipts.....		332722-M	06/82	259.901	259.719	260.116	259.613	259.066
Coating/engrave/heat treating & other activity.....	3328		12/03	169.518	169.512	169.815	171.799	172.386
Coating/engrave/heat treating & other activity.....	33281		12/84	233.234	233.226	233.642	236.373	237.180
Metal heat treating.....	332811		06/85	225.536	226.952	230.707	239.237	239.237
Primary products.....		332811-P	06/85	200.596	202.107	206.116	210.202	210.202
Heat treating of metal for the trade (pickling, annealing, etc.).....		332811-0	06/85	200.596	202.107	206.116	210.202	210.202
Secondary products and miscellaneous receipts.....		332811-SM						
Metal coating and nonprecious engraving.....	332812		12/84	202.836	202.244	201.419	202.679	204.057
Primary products.....		332812-P	12/84	211.364	210.692	209.756	211.186	212.749
Metal coating, engraving, and allied services.....		332812-0	12/84	211.364	210.692	209.756	211.186	212.749
Secondary products and miscellaneous receipts.....		332812-SM						
Electroplating, anodizing and coloring metal.....	332813		12/84	253.018	253.099	253.312	253.529	253.529
Primary products.....		332813-P	12/84	258.374	258.374	258.374	258.374	258.374
Electroplating, plating, polishing, anodizing and coloring metal.....		332813-0	12/84	258.374	258.374	258.374	258.374	258.374

See footnotes at end of table.

Table 11. Producer price indexes for net output of selected industries and their products, not seasonally adjusted — Continued
 [May 2023]

Title ¹	Industry code	Product code	Index base	Unadjusted index ²				
				Jan. 2023	Feb. 2023 ^P	Mar. 2023 ^P	Apr. 2023 ^P	May 2023 ^P
Electroplating, anodizing and coloring metal - Continued								
Secondary products and miscellaneous receipts.....		332813-SM						
Other fabricated metal product mfg.....	3329		12/03	204.566	204.770	206.468	210.488	210.968
Metal valve mfg.....	33291		12/03	222.560	223.442	223.913	233.589	235.206
Industrial valve mfg.....	332911		06/91	321.244	321.286	322.852	323.314	328.076
Primary products.....		332911-P	06/91	333.091	333.091	334.471	334.956	339.572
Automatic regulating and control valves and parts (except nuclear), power operated.....		332911-F	12/82	406.705	406.705	406.705	406.733	406.733
Industrial valves for water works and municipal equipment (IBBM, AWWA, and UL).....		332911-N	06/91	373.078	373.078	373.078	374.062	378.979
Industrial butterfly valves (all metals, pressures, and types), incl. manual & power operated.....		332911-R	06/91	259.721	259.721	263.485	263.485	264.752
All other miscellaneous industrial valves.....		332911-X	06/91	283.589	283.589	284.630	284.630	292.074
Gates, globes, angles and other industrial valves.....		332911-1	06/91	361.298	361.298	365.353	366.547	367.062
Secondary products and miscellaneous receipts.....		332911-SM						
Miscellaneous receipts.....		332911-M	06/91	233.113	233.113	233.113	233.113	248.894
Secondary products.....		332911-S	06/91	263.282	263.943	269.002	269.374	274.605
Fluid power valve and hose fitting mfg.....	332912		06/91	272.409	273.014	275.598	310.942	312.138
Primary products.....		332912-P	06/91	279.198	279.707	280.011	317.761	317.810
Nonaerospace type hydraulic and pneumatic assemblies of hose.....		332912-N	12/98	147.314	148.791	148.715	148.717	148.885
Nonaerospace type flared (metal) fittings, couplings and assemblies.....		332912-T	06/91	228.404	228.573	228.573	228.573	228.573
Nonaerospace type flareless fittings and couplings (incl. nonmetal fittings).....		332912-U	06/91	225.752	227.676	227.676	227.676	227.676
Aerospace type hydraulic fluid power valves.....		332912-1	06/91	181.500	181.500	181.500	181.507	181.507
Nonaerospace type hydraulic directional control valves.....		332912-5	06/91	237.610	237.610	237.610	237.610	237.610
Nonaerospace type hydraulic valves, except directional control.....		332912-7	12/98	251.808	251.808	252.200	261.431	262.845
Nonaerospace type pneumatic directional control valves.....		332912-9	06/91	250.781	250.781	254.321	254.330	254.330
Secondary products and miscellaneous receipts.....		332912-SM						
Secondary products.....		332912-S1	12/11	114.037	—	—	—	—
Plumbing fixture fitting and trim mfg.....	332913		06/83	364.617	364.638	364.731	364.600	365.116
Primary products.....		332913-P	06/83	362.651	362.651	362.651	362.651	363.026
Miscellaneous metal and nonmetal plumbing fixtures, fittings, and trim.....		332913-6	06/83	395.435	395.435	395.435	395.435	395.435
Metal and nonmetal lavatory and sink fittings, excluding single control.....		332913-7	06/98	192.714	192.714	192.714	192.714	193.719
Secondary products and miscellaneous receipts.....		332913-SM						
Other metal valve and pipe fitting mfg.....	332919		12/82	379.539	388.023	380.548	383.804	383.792
Primary products.....		332919-P	12/82	408.281	417.906	409.426	413.030	413.016
Plumbing and heating valves and specialties, except plumbers' brass goods.....		332919-1	12/82	395.159	395.159	395.159	—	—
Metal fittings, flanges, and unions for pipe fittings.....		332919-4	12/82	491.390	504.647	492.967	497.930	497.912
Secondary products and miscellaneous receipts.....		332919-SM						
Secondary products.....		332919-S	12/82	245.478	245.478	245.478	246.470	246.470
All other fabricated metal product mfg.....	33299		12/03	191.694	191.446	194.148	194.105	193.757
Ball and roller bearing mfg.....	332991		06/83	339.308	339.242	347.029	346.945	346.883
Primary products.....		332991-P	06/83	328.993	328.555	335.976	335.382	335.327
Ball bearings, complete, unmounted.....		332991-1	06/83	284.255	284.255	286.842	286.842	286.842
Tapered roller bearings (including cups & cones), unmounted.....		332991-3	06/83	376.242	376.242	391.108	391.108	391.108
Other roller bearings, unmounted.....		332991-5	06/83	359.801	359.801	365.713	365.713	365.713
Mounted bearings (excluding plain).....		332991-7	06/83	472.225	472.225	474.792	474.792	472.699
Parts and components for ball and roller bearings (including balls and rollers) sold separately.....		332991-9	06/83	201.930	199.260	202.863	199.243	199.243
Secondary products and miscellaneous receipts.....		332991-SM						
Secondary products.....		332991-S	06/83	360.746	360.746	370.756	371.299	371.299
Small arms ammunition mfg.....	332992		06/85	303.638	303.638	303.638	302.465	300.956
Primary products.....		332992-P	06/85	337.889	337.889	337.889	336.397	334.473
Other ammunition products.....		332992-08	12/22	—	—	101.331	101.331	—
Secondary products and miscellaneous receipts.....		332992-SM						
Ammunition, except small arms, manufacturing.....	332993		12/85	266.822	269.194	270.219	270.607	270.975
Primary products.....		332993-P	12/85	249.089	249.089	251.866	251.866	252.930
Ammunition (excluding small arms), more than 30 mm (1.18 in.).....		332993-0	12/85	249.089	249.089	251.866	251.866	252.930
Secondary products and miscellaneous receipts.....		332993-SM1						
Fabricated pipe and pipe fitting mfg.....	332996		06/81	428.468	432.531	451.292	454.069	452.828
Primary products.....		332996-P	06/81	371.447	375.693	394.916	397.761	396.490
Fabricated pipe and pipe fittings made from purchased pipe.....		332996-0	12/02	245.643	248.451	261.163	263.045	262.204
Secondary products and miscellaneous receipts.....		332996-SM						
Miscellaneous fabricated metal product mfg.....	332999		12/03	183.201	181.579	182.994	182.521	182.108
Primary products.....		332999-P	12/03	182.750	181.218	182.789	182.238	181.767
All other miscellaneous fabricated metal products.....		332999-N	06/85	239.470	237.353	239.428	238.667	238.016
Secondary products and miscellaneous receipts.....		332999-SM						

See footnotes at end of table.

Table 11. Producer price indexes for net output of selected industries and their products, not seasonally adjusted — Continued
 [May 2023]

Title ¹	Industry code	Product code	Index base	Unadjusted index ²				
				Jan. 2023	Feb. 2023 ^P	Mar. 2023 ^P	Apr. 2023 ^P	May 2023 ^P
Miscellaneous fabricated metal product mfg - Continued								
Secondary products.....		332999-S	12/03	195.629	194.352	201.034	199.761	198.247
Small arms, ordnance, and ordnance accessories mfg.....	33299T		12/11	106.934	106.934	106.934	106.934	106.934
Primary products.....		33299T-P	12/11	107.324	107.324	107.324	107.324	107.324
Single barrel shotguns, other small firearms n.e.c., and parts & attachments for small arms.....		33299T-45	06/13	106.530	106.530	106.530	106.530	106.530
Secondary products and miscellaneous receipts.....		33299T-SM						
Machinery manufacturing.....	333		12/03	175.035	175.637	176.727	177.361	178.065
Agricultural, construction, and mining machinery mfg.....	3331		12/03	178.955	178.928	179.313	180.185	180.294
Agricultural implement manufacturing.....	33311		12/03	172.275	171.815	172.189	172.562	172.771
Farm machinery and equipment mfg.....	333111		12/82	285.951	284.963	285.767	286.391	286.776
Primary products.....		333111-P	12/82	286.456	285.510	286.343	286.923	287.325
Haying machinery and attachments.....		333111-A	12/82	315.615	315.615	316.531	320.310	320.310
Parts for farm machinery, for sale separately.....		333111-C	12/82	255.534	258.987	261.406	262.096	263.324
Farm plows, harrows, rollers, pulverizers, etc., and attachments.....		333111-E	12/02	283.843	283.843	283.843	283.843	283.843
All other farm machinery and equipment, excluding parts, including attachments....		333111-G	12/82	368.307	361.456	362.417	363.161	364.575
Commercial turf and grounds care equipment, including parts and attachments....		333111-J	12/82	256.335	257.223	257.626	259.236	259.236
Farm dairy equipment, sprayers and dusters, farm blowers, and attachments.....		333111-4	12/82	279.312	279.312	279.312	279.312	279.312
Planting, seeding, and fertilizing machinery and attachments.....		333111-7	12/82	283.297	285.215	287.134	287.134	287.134
Harvesting machinery (except hay and straw) and attachments.....		333111-9	12/82	321.592	321.592	321.592	320.954	320.480
Secondary products and miscellaneous receipts.....		333111-SM						
Miscellaneous receipts.....		333111-M	12/82	301.500	305.754	305.940	306.103	306.112
Secondary products.....		333111-S	12/82	268.441	267.747	269.048	272.028	272.581
Lawn and garden equipment mfg.....	333112		12/82	167.074	167.068	167.068	167.420	167.548
Primary products.....		333112-P	12/82	170.964	171.064	171.064	171.451	171.479
Consumer nonriding lawn, garden, and snow equipment.....		333112-1	12/82	151.704	151.712	151.712	152.474	152.474
Consumer riding lawn, garden, and snow equipment.....		333112-3	12/82	187.504	187.500	187.500	187.500	187.500
Parts and attachments for consumer lawn, garden, and snow equipment.....		333112-7	06/03	161.048	161.991	161.991	162.176	162.442
Secondary products and miscellaneous receipts.....		333112-SM						
Secondary products.....		333112-S	12/82	143.347	142.210	142.210	142.210	143.439
Construction machinery manufacturing.....	33312		12/03	185.098	185.519	185.844	186.484	186.532
Construction machinery mfg.....	333120		12/80	330.716	331.467	332.048	333.191	333.279
Primary products.....		333120-P	12/80	320.873	321.592	322.155	323.262	323.416
Power cranes, loaders, dozers, tractors, off-highway trucks, mixers, pavers, backhoes, etc.....		333120-1	12/03	184.517	185.064	185.506	186.194	186.268
Power cranes, draglines, & shovels (excavators) (incl. surface mining equip.) (excluding parts).....		333120-11	12/99	188.684	188.684	188.684	189.178	189.178
Mixers, pavers, and related equipment (excluding parts).....		333120-12	12/80	334.823	334.823	334.823	342.299	342.299
Off-highway trucks, haulers, truck-type tractor chassis, trailers, etc. (excluding parts).....		333120-13	12/03	185.630	185.630	185.630	185.823	185.823
Tractor shovel loaders (skid steer, wheel, crawler, and integral design backhoes).....		333120-14	12/80	344.533	345.437	345.437	345.437	346.004
Construction wheel and crawler tractors, dozers, self-propelled log skidders, etc.....		333120-15	12/03	171.759	175.067	178.362	178.404	178.433
Graders, rollers & compactors, rough-terrain forklifts, scrapers, trenchers, etc. (excl. parts).....		333120-16	12/03	206.869	206.869	206.869	206.869	207.041
Construction machinery for mounting (excluding parts, winches, snow clearing attachments).....		333120-17	12/99	189.511	189.511	189.511	189.511	189.511
Parts for construction machinery and equipment, sold separately.....		333120-9	12/99	190.467	190.475	190.363	191.756	192.142
Parts for cranes, draglines, and shovels (including surface mining equipment) (sold separately).....		333120-91	06/07	179.817	179.817	180.864	180.864	180.864
Parts for off-highway wheel tractors and shovel loaders (sold separately).....		333120-92	06/07	145.643	145.643	139.949	139.949	139.949
Parts for other construction machinery (sold separately).....		333120-93	06/07	149.199	149.211	149.211	151.318	151.902
Secondary products and miscellaneous receipts.....		333120-SM						
Miscellaneous receipts.....		333120-M	12/80	525.174	525.711	526.771	535.164	535.057
Mining and oil and gas field machinery mfg.....	33313		12/03	189.199	189.235	189.777	192.225	192.242
Mining machinery and equipment mfg.....	333131		06/81	391.366	391.602	391.602	406.611	406.717
Primary products.....		333131-P	06/81	416.142	416.195	416.195	433.072	433.193
Mining machinery and equipment (except parts sold separately).....		333131-2	09/19	133.979	133.988	133.988	140.236	140.236
Underground mining machinery (except parts sold separately).....		333131-21	06/81	481.314	481.416	481.416	546.387	546.387
Mineral processing & beneficiation machinery (except parts sold separately)....		333131-23	06/81	475.178	475.178	475.178	475.178	—
Crushing, pulverizing & screening machinery (except parts sold separately)....		333131-25	06/81	461.395	461.395	461.395	461.395	—
Drills and other mining machinery (except parts sold separately).....		333131-27	06/81	449.347	449.347	449.347	449.347	449.347
Parts and attachments for mining machinery and equipment (sold separately)....		333131-9	06/81	333.531	333.633	333.633	340.183	340.614
Secondary products and miscellaneous receipts.....		333131-SM						
Miscellaneous receipts.....		333131-M	06/81	292.879	293.818	293.818	293.818	293.818
Oil and gas field machinery and equipment mfg.....	333132		12/80	306.699	306.700	307.977	308.362	308.363

See footnotes at end of table.

Table 11. Producer price indexes for net output of selected industries and their products, not seasonally adjusted — Continued
 [May 2023]

Title ¹	Industry code	Product code	Index base	Unadjusted index ²				
				Jan. 2023	Feb. 2023 ^P	Mar. 2023 ^P	Apr. 2023 ^P	May 2023 ^P
Oil and gas field machinery and equipment mfg - Continued								
Primary products.....		333132-P	12/80	302.505	302.505	302.953	303.341	303.341
Oil and gas field production machinery and equipment (except pumps).....		333132-A	12/80	261.525	261.525	261.650	262.503	262.503
Oil and gas field production machinery and equipment (except pumps and parts sold separately).....		333132-A1	12/10	135.898	135.898	135.667	136.244	136.244
Parts and attachments for oil and gas field production machinery and equipment (except pumps).....		333132-A2	12/10	129.656	129.656	130.655	130.655	130.655
Rotary oil and gas field drilling machinery and equipment.....		333132-1	12/86	309.631	309.631	311.095	311.095	311.095
Secondary products and miscellaneous receipts.....		333132-SM						
Industrial machinery manufacturing.....	3332		12/84	237.930	241.363	242.435	244.108	244.317
Other industrial machinery manufacturing.....	33324		12/84	234.657	238.043	239.100	240.749	240.956
Food product machinery mfg.....	333241		12/83	345.236	345.078	347.902	348.244	348.249
Primary products.....		333241-P	12/83	358.284	358.284	361.274	361.591	361.591
Dairy and milk products plant machinery and equipment.....		333241-1	12/83	338.839	338.839	340.790	340.790	340.790
Commercial food products machinery (except packaging and cooking equipment).....		333241-3	12/83	315.849	315.849	315.849	315.849	315.849
Industrial food products machinery for processing foods, beverages, & animal & fowl feed.....		333241-5	12/83	370.869	370.869	378.022	378.840	378.840
Other industrial food and feed machinery.....		333241-51	12/12	144.609	144.609	144.609	145.446	145.446
Machinery for sorting, grading, and cleaning fruits, vegetables, eggs, and for processing meat.....		333241-52	12/12	154.891	154.891	160.198	160.198	160.198
Parts and attachments for industrial food and feed products machinery.....		333241-53	12/12	140.112	140.112	141.455	141.510	141.510
Secondary products and miscellaneous receipts.....		333241-SM						
Miscellaneous receipts.....		333241-M	12/83	242.636	238.351	238.351	238.351	238.373
Secondary products.....		333241-S	12/83	315.976	319.392	324.249	326.740	326.947
Semiconductor machinery mfg.....	333242		12/03	96.700	98.480	98.842	99.415	99.600
Primary products.....		333242-P	12/03	94.993	96.747	96.747	97.678	97.863
Semiconductor machinery and parts.....		333242-0	06/87	122.221	124.476	124.476	125.675	125.913
Secondary products and miscellaneous receipts.....		333242-SM						
Miscellaneous receipts.....		333242-M	12/03	111.260	112.106	112.261	112.430	112.430
Sawmill, woodworking and paper machinery mfg.....	333243		12/11	142.979	143.397	146.823	146.954	146.954
Primary products.....		333243-P	12/11	142.300	142.733	146.270	146.404	146.404
Sawmill and woodworking machinery.....		333243-A	12/80	333.330	335.952	355.681	355.681	355.681
Sawmill and woodworking machinery, excluding parts & attachments.....		333243-A3	06/12	167.707	169.092	180.904	180.904	180.904
Parts, attachments & accessories for sawmill & woodworking machinery.....		333243-A4	06/12	163.397	164.341	164.341	164.341	164.341
Paper industry machinery.....		333243-B	06/82	279.216	279.222	280.146	280.573	280.573
Paper industry machinery, excluding parts & attachments.....		333243-B1	12/03	145.139	145.139	145.832	145.832	145.832
Parts and attachments for paper industry machinery.....		333243-B2	06/82	282.975	282.993	283.026	284.402	284.402
Secondary and miscellaneous receipts.....		333243-SM						
Miscellaneous receipts.....		333243-M	12/11	148.696	148.696	148.771	148.837	148.840
All other industrial machinery mfg.....	333248		12/11	168.735	171.879	172.229	173.682	173.830
Primary products.....		333248-P	12/11	174.487	177.885	178.253	179.822	179.982
Printing machinery and equipment mfg.....		333248-4	12/82	181.456	181.288	181.640	183.153	183.386
All other miscellaneous printing trades machinery, including parts.....		333248-4A	12/88	137.145	136.960	137.348	139.021	137.950
Other printing machinery and equipment, including pre-press preparation and typesetting.....		333248-4A7	06/01	95.365	95.103	95.017	97.168	95.614
Parts, attachments, and accessories for printing trades machinery.....		333248-4A8	06/01	135.971	135.971	136.848	137.143	137.198
Other industrial machinery.....		333248-9	12/11	174.656	178.377	178.747	180.328	180.482
Plastics-working machinery and equipment and parts, excluding patterns and molds.....		333248-91	12/81	250.454	250.454	250.454	250.922	252.009
Plastics-working machinery and equipment, excluding patterns, molds, and parts sold separately.....		333248-919	12/08	129.832	129.832	129.832	130.112	130.656
Textile machinery (except parts, attachments, and accessories).....		333248-95	12/80	212.183	212.183	212.183	212.183	212.183
Parts and attachments for textile machinery.....		333248-97	12/80	237.995	237.995	237.995	237.995	237.995
All other industrial machinery.....		333248-98	12/03	238.501	245.305	245.982	248.751	248.751
Secondary products and miscellaneous receipts.....		333248-SM						
Secondary products.....		333248-S	12/11	122.741	122.766	-	-	-
Commercial and service industry machinery manufacturing.....	3333		12/03	151.159	151.614	152.262	152.356	152.705
Commercial and service industry machinery manufacturing.....	33331		12/03	151.143	151.598	152.246	152.340	152.689
Commercial and service industry machinery manufacturing.....	333310		12/11	138.662	139.080	139.674	139.760	140.080
Primary products.....		333310-P	12/11	138.539	138.969	139.582	139.661	140.000
Optical instruments and lens mfg.....		333310-4	06/91	126.570	126.570	127.724	128.185	128.185
All other miscellaneous optical instruments and lenses (including binoculars and astronomical).....		333310-43	12/98	117.197	117.197	118.658	119.242	119.242
Other commercial and service industry machinery mfg.....		333310-8	12/11	138.436	138.988	139.519	139.519	139.890
Commercial laundry and drycleaning machinery.....		333310-85	12/82	343.726	343.726	343.726	343.726	347.260
Commercial cooking and food warming equipment.....		333310-8A	06/82	436.514	436.654	440.498	440.498	440.498

See footnotes at end of table.

Table 11. Producer price indexes for net output of selected industries and their products, not seasonally adjusted — Continued
 [May 2023]

Title ¹	Industry code	Product code	Index base	Unadjusted index ²				
				Jan. 2023	Feb. 2023 ^P	Mar. 2023 ^P	Apr. 2023 ^P	May 2023 ^P
Commercial and service industry machinery manufacturing - Continued								
Commercial non electric cooking and food warming equipment, excluding parts and accessories.....		333310-8A1	06/07	204.476	204.476	208.706	208.706	208.706
Commercial electric cooking and food warming equipment, excluding parts and accessories.....		333310-8A2	06/07	173.155	173.306	173.504	173.504	173.504
Parts and accessories for commercial cooking and food warming equipment. . . .		333310-8A3	06/07	166.544	166.544	166.544	166.544	166.544
Electronic teaching machines, teaching aids, etc., including kits.....		333310-8H	09/16	103.052	103.052	104.281	104.281	104.281
Miscellaneous machinery products.....		333310-8J	09/16	131.726	132.983	133.001	133.001	133.659
Other service industry equipment.....		333310-8J4	09/16	130.720	132.038	132.049	132.049	132.657
Commercial and industrial floor and carpet cleaning machines, excluding vacuum cleaners.....		333310-8J5	09/16	140.533	140.533	140.533	140.533	140.533
Secondary products and miscellaneous receipts.....		333310-SM						
Miscellaneous receipts.....		333310-M	12/22	102.228	102.240	102.433	102.543	102.549
Secondary products.....		333310-S	12/22	100.000	100.009	99.973	100.507	100.514
HVAC and commercial refrigeration equipment.....	33334		12/03	212.599	213.156	216.610	217.027	217.449
HVAC and commercial refrigeration equipment.....	33341		12/03	212.599	213.156	216.610	217.027	217.449
Fan, blower, air purification equipment mfg.....	333413		12/11	148.648	150.840	151.063	151.023	152.075
Primary products.....		333413-P	12/11	147.217	148.109	148.351	148.308	149.371
Air purification equipment.....		333413-1	12/03	164.754	166.676	167.229	167.143	167.580
Dust collection and other air purification equipment for industrial gas cleaning systems.....		333413-11	12/83	225.447	225.447	225.447	225.447	225.447
Dust collection and other air purification equipment for cleaning incoming air. . . .		333413-13	12/83	251.174	255.612	256.889	256.690	257.699
Air filters for air-conditioners and furnaces, etc. of 2400 CFM or less, except parts.....		333413-131	06/09	166.485	166.269	166.269	166.269	167.512
Other dust collection and air purification equipment, except parts.....		333413-132	06/09	135.816	146.850	146.850	146.850	146.850
Parts for dust collection and air purification equipment.....		333413-133	06/09	145.360	145.360	148.495	148.007	148.007
Industrial and commercial fans and blowers.....		333413-2	12/03	229.125	228.895	228.778	228.778	231.752
Centrifugal blower filter units, and classes I-IV centrifugal fans, except parts. . . .		333413-22	06/09	189.563	189.563	189.100	189.100	191.262
Other centrifugal fans and blowers, except parts.....		333413-23	06/09	183.477	183.477	183.477	183.477	185.864
Parts and accessories for fans and blowers.....		333413-29	06/09	174.110	171.904	171.904	171.904	173.004
Secondary products and miscellaneous receipts.....		333413-SM						
Secondary products.....		333413-S	12/11	152.704	152.704	152.704	152.704	152.704
Heating equipment (except warm air furnaces) mfg.....	333414		06/80	438.766	440.620	445.116	445.787	445.730
Primary products.....		333414-P	06/80	421.763	423.623	428.013	428.695	428.636
Other heating equipment, except electric (incl. parts for nonelectric equipment & oil burners).....		333414-D	06/99	225.519	227.403	229.515	230.302	230.234
Cast iron heating boilers, radiators, and convectors (except parts).....		333414-1	06/99	279.201	279.201	289.688	289.688	289.688
Domestic heating stoves (except electric and parts).....		333414-3	06/80	314.672	316.517	316.517	316.517	316.517
Floor and wall furnaces, unit heaters, infrared heaters, and mechanical stokers. . . .		333414-7	06/99	203.243	203.243	203.243	203.243	203.243
Secondary products and miscellaneous receipts.....		333414-SM						
Secondary products.....		333414-S	06/80	441.531	443.451	443.451	443.451	443.451
Air-conditioning, refrigeration, and forced air heating equipment mfg.....	333415		12/82	284.564	284.655	290.207	290.889	291.286
Primary products.....		333415-P	12/82	288.359	288.177	293.661	294.346	294.815
Warm air furnaces, including duct furnaces and humidifiers, and electric comfort heating.....		333415-C	12/89	219.826	218.627	223.601	225.175	221.979
Parts and accessories for air conditioning and heat transfer equipment.....		333415-D	12/89	273.042	266.741	272.444	272.518	272.518
Unitary air-conditioners, except air source heat pumps.....		333415-E	12/82	251.001	251.520	259.204	259.734	259.734
Heat pumps.....		333415-H	12/09	139.884	141.062	141.297	141.316	141.316
Heat transfer equipment (except elec dehumidifiers), mechanically refrigerated, self-contained.....		333415-2	12/03	242.003	241.955	246.215	248.167	252.310
Commercial refrigerators and related equipment.....		333415-3	12/82	392.039	392.039	400.788	400.788	400.788
Refrigeration condensing units, all refrigerants, except ammonia (complete).....		333415-5	12/82	377.002	377.660	383.032	383.703	383.703
All other miscellaneous refrigeration and air-conditioning equipment.....		333415-9	12/89	279.073	281.051	281.051	281.051	281.051
Secondary products and miscellaneous receipts.....		333415-SM						
Miscellaneous receipts.....		333415-M	12/82	-	-	259.165	259.165	259.165
Metalworking machinery manufacturing.....	3335		12/03	143.357	143.898	143.994	144.263	144.699
Metalworking machinery manufacturing.....	33351		12/03	143.343	143.884	143.980	144.249	144.684
Industrial mold mfg.....	333511		12/03	120.728	120.735	120.349	120.432	120.418
Primary products.....		333511-P	12/03	119.748	119.748	119.674	119.674	119.674
Industrial molds and mold boxes.....		333511-0	06/81	147.325	147.325	147.234	147.234	147.234
Industrial injection-type molds made of metal for plastics.....		333511-05	12/09	115.273	115.273	115.066	115.066	115.066
Other industrial molds and mold boxes.....		333511-06	12/09	116.020	116.020	116.020	116.020	116.020
Secondary products and miscellaneous receipts.....		333511-SM						
Secondary products.....		333511-S	12/03	146.018	146.018	146.018	146.018	145.558
Special tool, die, jig, and fixture mfg.....	333514		12/03	132.329	132.642	132.999	133.769	134.308
Primary products.....		333514-P	06/81	216.915	217.474	218.123	219.148	220.157
Special dies, tools, jigs, and fixtures.....		333514-0	06/81	216.915	217.474	218.123	219.148	220.157
Jigs and fixtures, including parts.....		333514-0A	06/81	334.307	335.729	337.397	338.108	340.729

See footnotes at end of table.

Table 11. Producer price indexes for net output of selected industries and their products, not seasonally adjusted — Continued
[May 2023]

Title ¹	Industry code	Product code	Index base	Unadjusted index ²				
				Jan. 2023	Feb. 2023 ^P	Mar. 2023 ^P	Apr. 2023 ^P	May 2023 ^P
Special tool, die, jig, and fixture mfg - Continued								
Metalworking die and die sets.....		333514-0B	12/02	121.981	122.549	123.198	123.198	124.193
Standard punches, industrial prototypes, die parts & other special tooling for dies.....		333514-0C	06/94	155.115	155.115	155.115	156.603	156.603
Secondary products and miscellaneous receipts.....		333514-SM						
Miscellaneous receipts.....		333514-M	12/03	114.405	114.405	114.405	114.405	—
Secondary products.....		333514-S	12/03	133.234	133.615	133.996	137.025	137.412
Cutting tool and machine tool accessory mfg.....	333515		06/83	227.015	227.651	227.762	227.753	227.970
Primary products.....		333515-P	06/83	212.443	213.066	213.147	213.131	213.348
Cutting tools for machine tools and metalworking machinery.....		333515-4	06/83	200.633	200.966	201.056	201.038	201.279
Other cutting tools for machine tools, excluding tips and blanks.....		333515-41	12/00	146.841	146.904	146.904	146.904	146.904
End mills and milling cutters.....		333515-44	06/83	225.987	226.946	227.674	227.516	227.714
Threading tools, including blanks, tips and inserts.....		333515-45	06/07	124.952	124.952	124.952	124.952	124.952
Carbon and high-speed steel shank, solid, tipped carbide twist drills for machine tools.....		333515-48	12/11	123.080	124.212	124.280	124.280	125.824
Taps, carbide indexable, and throwaway inserts for machine tools.....		333515-49	12/11	135.497	135.597	135.597	135.597	135.597
Other attachments and accessories for machine tools and metalworking machinery.....		333515-5	06/83	255.049	257.650	257.650	257.650	257.650
Secondary products and miscellaneous receipts.....		333515-SM						
Secondary products.....		333515-S	06/83	230.236	230.236	230.961	230.961	230.961
Machine tool mfg.....	333517		12/11	128.548	129.922	130.105	130.121	131.094
Primary products.....		333517-P	12/11	125.786	126.905	127.041	127.051	128.103
Metal cutting machine tools.....		333517-2	06/83	217.871	220.216	220.506	220.528	221.704
Parts for metal cutting machine tools (sold separately) & rebuilt machine tools.....		333517-26	06/83	200.645	200.645	202.910	202.910	202.910
Metal machining centers (multifunction numerically controlled machines).....		333517-27	06/83	191.981	201.222	201.222	201.222	201.222
Other metal cutting machine tools.....		333517-2B	12/09	124.106	124.106	124.106	124.106	124.991
Metal forming machine tools.....		333517-3	06/81	291.465	291.674	291.674	291.674	297.886
Metal punching and shearing (power & manual), and bending and forming machines (power only).....		333517-31	06/81	230.673	230.673	230.673	230.673	230.673
Parts for metal forming machine tools (sold separately) and rebuilt metal forming machine tools.....		333517-37	06/81	286.334	286.981	286.981	286.981	296.506
Secondary products and miscellaneous receipts.....		333517-SM						
Miscellaneous receipts.....		333517-M	12/11	141.715	146.461	146.461	146.461	146.461
Secondary products.....		333517-S	12/11	145.343	147.610	149.656	149.861	149.861
Rolling mill and other metalworking machinery mfg.....	333519		12/11	142.506	142.670	142.779	142.801	142.756
Primary products.....		333519-P	12/11	145.717	145.894	146.017	146.039	145.988
Other metalworking machinery, excluding handheld & ultrasonic.....		333519-83	06/83	324.300	326.146	327.674	327.677	327.677
Secondary products and miscellaneous receipts.....		333519-SM						
Miscellaneous receipts.....		333519-M	12/11	135.467	135.531	135.531	135.547	—
Turbine and power transmission equipment mfg.....	3336		12/84	219.401	219.560	221.517	222.084	222.117
Turbine and power transmission equipment mfg.....	33361		12/84	219.396	219.555	221.511	222.078	222.111
Turbine and turbine generator set units mfg.....	333611		06/82	247.081	247.839	255.927	256.388	256.817
Primary products.....		333611-P	06/82	248.149	248.939	256.581	257.017	257.422
Turbines and turbine generator sets.....		333611-0	06/11	115.342	115.709	119.261	119.464	119.652
Steam, gas, and other turbines and turbine generators.....		333611-05	12/03	150.017	150.364	151.563	151.734	151.852
Parts & accessories for turbines, turbine generators, and turbine generator sets.....		333611-07	12/03	144.490	145.221	145.221	145.221	145.221
Speed changer, drive, and gear mfg.....	333612		12/83	378.126	378.126	377.759	377.757	377.757
Primary products.....		333612-P	12/83	350.249	350.249	349.883	349.881	349.881
Gears, pinions, racks, and worms, sold separately.....		333612-3	12/83	256.714	256.714	256.145	256.142	256.142
Speed changers, industrial high speed drives, and parts other than loose gearing.....		333612-7	12/03	216.900	216.900	216.900	216.900	216.900
Secondary products and miscellaneous receipts.....		333612-SM						
Mechanical power transmission equipment mfg.....	333613		12/84	355.882	355.497	355.503	356.887	357.231
Primary products.....		333613-P	12/84	339.214	338.822	338.829	339.809	340.159
Mechanical power transmission equipment, except speed changers, drives, & gears.....		333613-3	12/84	369.815	369.294	369.304	370.605	371.068
Secondary products and miscellaneous receipts.....		333613-SM						
Other engine equipment mfg.....	333618		12/82	189.018	189.019	189.028	189.600	189.448
Primary products.....		333618-P	12/82	190.449	190.451	190.459	191.047	190.904
Parts & accessories for internal combustion engines, ex. aircraft & gasoline automotive engines.....		333618-F	12/82	244.777	244.777	244.777	245.725	245.725
Diesel, semidiesel, and dual-fuel engines (except automotive).....		333618-3	12/82	213.075	213.075	213.163	213.163	213.174
Diesel, semidiesel, and dual-fuel engines for automobiles, trucks, and buses.....		333618-5	12/82	165.710	165.475	165.475	166.394	166.394
Secondary products and miscellaneous receipts.....		333618-SM						
Secondary products.....		333618-S	12/82	176.668	176.864	176.864	176.864	176.864
Other general purpose machinery manufacturing.....	3339		12/03	196.004	196.767	197.981	198.724	200.844

See footnotes at end of table.

Table 11. Producer price indexes for net output of selected industries and their products, not seasonally adjusted — Continued
 [May 2023]

Title ¹	Industry code	Product code	Index base	Unadjusted index ²				
				Jan. 2023	Feb. 2023 ^P	Mar. 2023 ^P	Apr. 2023 ^P	May 2023 ^P
Other general purpose machinery manufacturing - Continued								
Pump and compressor manufacturing.....	33391		12/03	205.735	206.104	206.457	206.537	211.880
Air and gas compressor mfg.....	333912		06/84	328.206	328.868	330.077	330.337	331.873
Primary products.....		333912-P	06/84	337.186	337.976	339.198	339.467	341.107
Air and gas compressors and vacuum pumps.....		333912-1	06/84	351.199	351.769	352.939	353.310	355.312
Parts & attachments for air & gas compressors, ex. refrigeration, ice making, & a/c.....		333912-6	06/84	396.364	399.823	400.957	400.957	402.661
Secondary products and miscellaneous receipts.....		333912-SM						
Miscellaneous receipts.....		333912-M	11/86	250.482	250.482	251.827	251.827	251.827
Measuring, dispensing, and other pumping equipment mfg.....	333914		12/83	343.291	343.863	344.050	344.101	357.376
Primary products.....		333914-P	12/83	343.701	344.310	344.480	344.539	358.026
Pumps and pumping equipment, excluding measuring and dispensing pumps.....		333914-1	12/09	147.522	147.793	147.868	147.894	153.684
Pumps and pumping equipment, complete, excluding measuring and dispensing pumps.....		333914-11	12/09	148.758	149.061	149.061	149.061	155.720
Domestic water systems.....		333914-111	12/83	313.273	313.273	313.273	313.273	—
Oil-well and oil-field pumps, except boiler feed.....		333914-113	12/09	121.896	121.896	121.896	121.896	121.896
Industrial pumps, excluding hydraulic fluid power pumps, automatic circulating pumps, etc.....		333914-114	12/83	353.083	353.647	353.647	353.647	375.364
Other pumps, except automotive circulating pumps, and measuring and dispensing pumps.....		333914-115	12/01	226.460	227.309	227.309	227.309	227.309
Parts and attachments for pumps and pumping equipment, excluding measuring and dispensing.....		333914-15	12/83	412.628	412.879	414.376	414.900	417.164
Secondary products and miscellaneous receipts.....		333914-SM						
Miscellaneous receipts.....		333914-M	12/17	123.265	123.265	123.265	123.265	123.265
Secondary products.....		333914-S	12/17	149.544	149.641	149.899	149.887	156.406
Material handling equipment manufacturing.....	33392		12/03	207.825	209.077	210.228	210.484	211.052
Elevator and moving stairway mfg.....	333921		06/81	231.572	231.530	238.978	241.786	241.786
Primary products.....		333921-P	06/81	221.982	221.938	227.544	230.484	230.484
Elevators and moving stairways.....		333921-1	06/81	218.448	218.448	219.940	223.292	223.292
Parts and attachments for elevators and moving stairways (sold separately).....		333921-3	06/81	254.869	254.494	290.688	290.665	290.665
Secondary products and miscellaneous receipts.....		333921-SM						
Conveyor and conveying equipment mfg.....	333922		06/84	293.341	293.691	293.246	293.662	293.740
Primary products.....		333922-P	06/84	281.654	281.897	281.490	281.897	281.973
Unit handling conveyors and conveying systems.....		333922-1	06/84	228.901	228.901	227.760	228.353	228.483
Unit handling gravity and trolley conveyors and conveying systems.....		333922-12	06/09	130.655	130.655	129.592	129.729	129.729
Unit handling tow, belt, roller, pneumatic, portable, carousel, and other nonbelt conveyors.....		333922-14	06/09	142.289	142.289	142.289	143.007	143.216
Parts and accessories for unit handling conveyors and conveying systems, sold separately.....		333922-7	06/84	274.835	274.835	274.835	275.694	275.694
Bulk material handling conveyors and conveying systems.....		333922-8	06/84	311.840	312.382	313.134	313.134	313.134
Parts and accessories for bulk material handling conveyors and conveying systems.....		333922-9	06/84	482.362	483.477	483.956	483.956	483.956
Secondary products and miscellaneous receipts.....		333922-SM						
Miscellaneous receipts.....		333922-M	06/84	384.361	392.015	389.943	389.943	389.943
Secondary products.....		333922-S	06/84	334.907	334.907	334.907	335.114	335.633
Overhead cranes, hoists and monorail systems mfg.....	333923		12/03	220.300	223.094	224.987	224.271	225.156
Primary products.....		333923-P	12/03	221.826	224.743	226.646	225.828	226.762
Hoists and parts and attachments for hoists (sold separately).....		333923-1	12/84	320.979	327.785	327.785	326.517	326.517
Overhead traveling cranes and monorail systems, including parts and attachments sold separately.....		333923-3	12/84	331.995	334.588	337.134	331.445	337.778
Winches, aerial work platforms, and automotive wrecker hoists, including parts and attachments.....		333923-7	12/03	225.841	228.555	231.163	231.163	231.517
Secondary products and miscellaneous receipts.....		333923-SM						
Secondary products.....		333923-S	12/03	200.943	205.144	205.302	211.477	211.150
Industrial truck, trailer, and stacker mfg.....	333924		12/79	326.490	329.201	329.427	329.556	331.286
Primary products.....		333924-P	12/79	330.382	333.018	333.060	333.191	334.957
Industrial trucks, tractors, mobile straddle carriers & cranes, & automatic stacking machines.....		333924-2	12/79	297.048	299.822	299.869	300.020	302.047
Work trucks with lifting & handling equipment, operator riding, electric, self-propelled.....		333924-21	06/02	223.534	223.534	223.534	223.953	229.305
Work trucks, not fitted with lifting and handling equipment.....		333924-25	06/02	208.618	212.291	212.340	212.381	212.394
Bulk powered material moving equipment, dock boards and metal pallets and skids.....		333924-26	06/02	204.455	204.455	204.455	204.455	204.455
Other work trucks with lifting & handling equipment, non-riding electric or any non-electric.....		333924-27	06/02	188.104	188.156	188.208	188.249	191.136
Parts and attachments for industrial trucks and tractors (sold separately).....		333924-3	12/86	355.897	356.987	356.987	356.987	356.987
Secondary products and miscellaneous receipts.....		333924-SM						
Secondary products.....		333924-S	12/79	512.266	511.210	512.134	512.801	—
All other general purpose machinery mfg.....	33399		12/03	181.307	181.994	183.667	185.076	186.365

See footnotes at end of table.

Table 11. Producer price indexes for net output of selected industries and their products, not seasonally adjusted — Continued
 [May 2023]

Title ¹	Industry code	Product code	Index base	Unadjusted index ²				
				Jan. 2023	Feb. 2023 ^P	Mar. 2023 ^P	Apr. 2023 ^P	May 2023 ^P
All other general purpose machinery mfg - Continued								
Power-driven handtool mfg.	333991		12/80	256.104	256.104	256.193	256.262	272.183
Primary products.		333991-P	12/80	248.471	248.471	248.471	248.539	264.296
Power-driven handtools, pneumatic, hydraulic, and powder-actuated.		333991-6	12/80	348.543	348.543	348.543	348.547	367.945
Power-driven handtools, electric (except battery powered), including parts.		333991-9	12/04	141.069	141.069	141.069	141.271	151.128
Secondary products and miscellaneous receipts.		333991-SM						
Miscellaneous receipts.		333991-M	06/86	204.969	204.969	208.596	208.596	208.596
Welding and soldering equipment mfg.	333992		12/84	354.064	354.135	354.135	361.208	361.219
Primary products.		333992-P	12/84	370.321	370.391	370.391	377.537	377.537
Other welding equipment, components, and accessories (excluding arc, resistance, and gas).		333992-A	06/90	184.127	184.479	184.479	185.178	185.178
Arc welding machines, components, and accessories, excluding electrodes and stud welding equip.		333992-1	12/84	398.848	398.848	398.848	410.850	410.850
Resistance welders, components, accessories, and electrodes.		333992-7	12/84	279.693	279.693	279.693	-	-
Gas welding and cutting equipment, parts, attachments, and accessories.		333992-9	06/83	263.559	263.696	263.696	264.778	264.778
Secondary products and miscellaneous receipts.		333992-SM						
Miscellaneous receipts.		333992-M	12/84	256.880	258.015	258.015	261.284	261.284
Packaging machinery mfg.	333993		12/88	263.031	264.119	272.379	274.198	277.014
Primary products.		333993-P	12/88	268.736	269.880	278.416	280.730	283.665
Packing, packaging, and bottling machinery, excluding parts.		333993-1	12/88	255.536	256.564	267.405	267.405	271.132
Parts for packing, packaging, and bottling machinery.		333993-5	12/88	327.592	329.214	329.214	340.439	340.439
Secondary products and miscellaneous receipts.		333993-SM						
Miscellaneous receipts.		333993-M	12/88	209.198	209.772	210.985	-	-
Industrial process furnace and oven mfg.	333994		06/81	291.211	292.522	293.383	297.453	300.697
Primary products.		333994-P	06/81	287.674	288.706	289.580	294.004	297.796
Industrial process furnaces & ovens, & industrial electrical heating equipment.		333994-0	12/04	168.474	169.079	169.591	172.182	174.402
Industrial process furnaces & ovens, & industrial electrical heating equipment, except parts.		333994-0A	06/11	140.896	141.793	142.135	143.791	144.816
Parts and attachments for industrial process furnaces and ovens.		333994-0B	06/11	141.650	141.039	141.715	145.356	149.600
Secondary products and miscellaneous receipts.		333994-SM						
Miscellaneous receipts.		333994-M	12/86	200.643	202.020	203.976	205.255	206.816
Fluid power cylinder and actuator mfg.	333995		06/90	271.103	271.103	271.103	273.411	273.411
Primary products.		333995-P	06/90	272.807	272.807	272.807	275.445	275.445
Nonaerospace-type hydraulic & all aerospace fluid power cylinders & actuators, linear & rotary.		333995-2	06/90	264.694	264.694	264.694	265.210	265.210
Nonaerospace-type pneumatic fluid power cylinders & actuators, linear & rotary.		333995-3	06/90	207.531	207.531	207.531	207.531	207.531
Parts for hydraulic & pneumatic fluid power cylinders & actuators, incl accumulators & cushions.		333995-8	06/90	309.873	309.873	309.873	320.099	320.099
Secondary products and miscellaneous receipts.		333995-SM						
Fluid power pump and motor mfg.	333996		06/90	224.616	230.175	230.175	230.175	230.175
Primary products.		333996-P	06/90	229.157	235.401	235.401	235.401	235.401
Nonaerospace-type reciprocating fluid power pumps.		333996-1	12/97	188.651	200.173	200.173	200.173	200.173
Nonaerospace-type fluid power motors.		333996-5	12/97	235.928	236.525	236.525	236.525	236.525
Parts for fluid power pumps, motors, and hydrostatic transmissions.		333996-9	12/97	188.527	188.645	188.645	188.645	188.645
Secondary products and miscellaneous receipts.		333996-SM						
Miscellaneous receipts.		333996-M	06/99	184.836	184.836	184.836	184.836	184.836
All other miscellaneous general purpose machinery mfg.	333998		12/84	281.176	281.933	285.397	287.034	287.304
Primary products.		333998-P	12/84	275.215	275.978	279.469	281.221	281.411
Scale and balance mfg.		333998-7	12/80	243.432	244.986	245.431	245.919	246.575
Retail, commercial, household, and mailing scales and balances.		333998-74	12/91	195.121	195.121	195.584	195.584	195.584
Parts, attachments, and accessories for scales and balances.		333998-76	12/91	258.304	266.855	267.780	268.862	270.901
Vehicle and industrial scales.		333998-77	12/91	201.498	201.789	202.080	202.420	202.788
Motor truck and railroad track scales.		333998-771	12/10	154.717	154.717	154.717	154.717	154.717
Industrial scales (including automatic checkweigher and bulkweigher scales).		333998-772	12/10	169.488	170.554	171.619	172.865	174.210
All other miscellaneous general purpose machinery mfg.		333998-9	12/84	275.469	276.169	279.856	281.687	281.842
Filters and strainers, except fluid power.		333998-91	12/88	278.049	280.342	282.264	284.082	284.881
Industrial filters and strainers and reusable media, except fluid power.		333998-911	06/07	170.170	171.862	173.294	173.294	173.909
Nonreusable media for filters and strainers, except fluid power.		333998-912	12/88	274.433	274.433	274.433	277.865	277.865
Parts and accessories for filters and strainers, except fluid power.		333998-913	12/88	354.701	356.160	357.112	378.856	378.856
All other miscellaneous general industrial machinery.		333998-97	06/07	150.029	150.237	152.846	154.012	154.015
Secondary products and miscellaneous receipts.		333998-SM						
Miscellaneous receipts.		333998-M	12/22	100.467	100.193	100.672	100.672	101.435
Secondary products.		333998-S	12/22	100.252	101.446	101.967	102.033	102.145
Computer & electronic product mfg.	334		12/03	98.758	98.898	99.000	98.923	98.637
Computer & peripheral equipment mfg.	3341		12/06	59.442	59.590	59.560	59.081	58.341
Computer & peripheral equipment mfg.	33411		12/06	59.442	59.590	59.560	59.081	58.341

See footnotes at end of table.

Table 11. Producer price indexes for net output of selected industries and their products, not seasonally adjusted — Continued
 [May 2023]

Title ¹	Industry code	Product code	Index base	Unadjusted index ²				
				Jan. 2023	Feb. 2023 ^P	Mar. 2023 ^P	Apr. 2023 ^P	May 2023 ^P
Computer & peripheral equipment mfg - Continued								
Electronic computer mfg.	334111		12/04	32.510	32.704	32.668	32.628	31.658
Primary products.		334111-P	12/04	16.987	17.101	17.080	17.056	16.488
Host computers, multiusers (mainframes, medium-scale systems, UNIX and PC servers).		334111-5	12/04	27.869	28.106	28.060	28.032	26.949
Single user computers, microprocessor based, general purpose.		334111-7	06/07	19.952	19.903	19.920	19.852	19.734
Portable computers, laptops, tablets and other single user computers.		334111-72	06/07	13.978	14.088	13.887	14.008	13.635
Personal computers and workstations (excluding portable computers).		334111-73	06/07	23.315	23.150	23.329	23.125	23.203
Secondary products and miscellaneous receipts.		334111-SM						
Computer storage device mfg.	334112		12/04	63.608	63.608	63.608	62.687	62.687
Primary products.		334112-P	12/04	51.563	51.563	51.563	50.824	50.824
Computer storage devices (except parts, attachments and accessories).		334112-1	12/04	50.950	50.950	50.950	50.195	50.195
Secondary products and miscellaneous receipts.		334112-SM						
Computer terminal and other computer peripheral equipment mfg.	334118		12/93	64.702	64.698	64.690	63.929	63.932
Primary products.		334118-P	12/93	66.527	66.522	66.514	65.692	65.696
Computer terminals (including POS and funds-transfer devices) and other computer peripherals.		334118-D	12/93	40.186	40.186	40.177	39.235	39.239
Secondary products and miscellaneous receipts.		334118-SM						
Miscellaneous receipts.		334118-M	12/93	60.906	60.906	60.906	60.906	60.906
Secondary products.		334118-S	08/94	56.173	56.173	56.145	56.145	56.145
Communications equipment mfg.	3342		12/85	101.378	101.161	101.166	101.494	101.502
Telephone apparatus mfg.	33421		12/03	92.147	92.313	92.313	92.313	92.297
Telephone apparatus mfg.	334210		12/85	92.598	92.765	92.765	92.765	92.750
Primary products.		334210-P	12/85	92.791	92.962	92.962	92.962	92.946
Telephone and wireline data networking equipment.		334210-0	12/85	92.791	92.962	92.962	92.962	92.946
Secondary products and miscellaneous receipts.		334210-SM						
Radio/TV broadcast & wireless comm equip mfg.	33422		12/03	102.024	101.671	101.674	102.128	102.055
Broadcast and wireless communications equipment mfg.	334220		12/91	95.706	95.375	95.377	95.804	95.735
Primary products.		334220-P	12/91	91.960	91.631	91.633	92.059	91.991
Broadcast, studio, and related electronic equipment.		334220-2	12/85	121.046	120.138	120.171	121.902	120.894
Radio station equipment.		334220-5	06/13	108.982	108.982	108.982	114.046	114.046
Other broadcast and wireless communications systems and equipment.		334220-9	06/13	107.200	106.792	106.792	106.792	106.792
Secondary products and miscellaneous receipts.		334220-SM						
Other communications equipment mfg.	33429		12/03	137.266	137.262	137.298	137.400	137.996
Other communications equipment mfg.	334290		12/91	147.240	147.236	147.274	147.383	148.022
Primary products.		334290-P	12/91	155.431	155.431	155.476	155.605	156.354
Alarm systems, including electric sirens and horns.		334290-1	12/85	150.476	150.476	150.476	-	-
Intercommunications systems, incl inductive paging systems, excl telephone & telegraph.		334290-3	12/85	263.424	263.424	265.742	265.742	272.201
Secondary products and miscellaneous receipts.		334290-SM						
Secondary products.		334290-S	12/91	163.986	161.428	161.428	160.466	-
Audio & video equipment mfg.	3343		12/03	99.799	100.568	100.568	100.569	100.626
Audio and video equipment mfg.	33431		12/03	99.799	100.568	100.568	100.569	100.626
Audio and video equipment mfg.	334310		03/80	72.218	72.774	72.774	72.775	72.816
Primary products.		334310-P	03/80	63.748	64.235	64.235	64.235	64.235
Speakers and commercial sound equipment.		334310-4	03/80	178.280	180.844	180.844	180.844	180.844
Other consumer audio and video equipment.		334310-5	03/80	141.643	141.643	141.643	141.643	141.643
Secondary products and miscellaneous receipts.		334310-SM						
Miscellaneous receipts.		334310-M	12/86	95.509	96.681	96.681	96.735	98.483
Semiconductor and other electronic component mfg.	3344		12/84	57.231	57.227	57.289	56.987	56.297
Semiconductor and other electronic component mfg.	33441		12/84	57.242	57.238	57.300	56.997	56.307
Bare printed circuit board mfg.	334412		06/91	116.492	117.903	117.371	117.370	117.294
Primary products.		334412-P	06/91	113.831	115.261	115.261	115.261	115.261
Bare printed circuit boards.		334412-0	06/82	127.911	129.519	129.519	129.519	129.519
Secondary products and miscellaneous receipts.		334412-SM2						
Semiconductors and related device mfg.	334413		12/98	31.785	31.969	31.883	31.629	31.517
Primary products.		334413-P	12/98	30.730	30.916	30.834	30.587	30.477
Other semiconductor devices, including parts such as chips, wafers, and heat sinks.		334413-A	06/81	54.804	55.519	55.519	55.524	55.524
Integrated microcircuits, incl semiconductor networks, microprocessors, & MOS memories.		334413-1	12/98	22.602	22.642	22.544	22.249	22.119
Secondary products and miscellaneous receipts.		334413-SM						
Electronic connector mfg.	334417		12/80	266.449	266.622	272.521	267.167	267.188
Primary products.		334417-P	12/80	263.265	263.457	269.507	262.999	263.022

See footnotes at end of table.

Table 11. Producer price indexes for net output of selected industries and their products, not seasonally adjusted — Continued
[May 2023]

Title ¹	Industry code	Product code	Index base	Unadjusted index ²				
				Jan. 2023	Feb. 2023 ^P	Mar. 2023 ^P	Apr. 2023 ^P	May 2023 ^P
Electronic connector mfg - Continued								
Electronic connectors, including parts.....		334417-0	12/80	263.265	263.457	269.507	262.999	263.022
Secondary products and miscellaneous receipts.....		334417-SM						
Secondary products.....		334417-S1	05/99	158.099	158.099	158.099	162.162	—
Printed circuit assembly mfg.....	334418		12/03	77.737	75.882	75.834	75.812	70.950
Primary products.....		334418-P	12/03	80.382	77.807	77.773	77.764	72.453
Printed circuit assemblies, loaded boards, modules, and consumer external modems.....		334418-9	06/06	86.467	83.697	83.661	83.652	77.939
Secondary products and miscellaneous receipts.....		334418-SM						
Other electronic component mfg.....	334419		12/03	151.088	150.681	151.438	151.523	151.509
Primary products.....		334419-P	12/03	155.524	156.142	156.952	157.045	157.045
Other electronic components.....		334419-0	12/03	155.524	156.142	156.952	157.045	157.045
Secondary products and miscellaneous receipts.....		334419-SM						
Secondary products.....		334419-S	12/03	102.107	104.726	104.722	104.721	103.928
Capacitor, resistor, coil, transformer, and other inductor mfg.....	33441K		12/11	151.989	154.085	154.830	155.086	155.086
Primary products.....		33441K-P	12/11	156.006	158.216	159.003	159.273	159.273
Capacitors for electronic circuitry.....		33441K-4	06/81	260.430	261.342	261.342	261.342	261.342
Electronic coils, transformers, and other inductors.....		33441K-6	06/00	159.811	164.168	165.911	166.509	166.509
Secondary products and miscellaneous receipts.....		33441K-SM						
Nav/measuring/medical/control instruments mfg.....	3345		12/03	141.940	142.294	142.510	142.703	142.945
Nav/measuring/medical/control instruments mfg.....	33451		12/03	141.940	142.294	142.510	142.703	142.945
Electromedical apparatus mfg.....	334510		06/85	86.470	86.469	86.470	86.500	86.899
Primary products.....		334510-P	06/85	74.831	74.831	74.831	74.859	75.152
Electromedical equipment, excluding ionizing radiation equipment.....		334510-2	12/02	86.138	86.138	86.138	86.173	86.544
Secondary products and miscellaneous receipts.....		334510-SM						
Miscellaneous receipts.....		334510-M	12/90	158.766	158.766	158.766	158.766	162.879
Search, detection, and navigation instruments.....	334511		12/91	188.034	188.097	188.120	188.122	188.122
Primary products.....		334511-P	12/91	184.472	184.489	184.489	184.489	184.489
Aeronautical, nautical & navigational instruments, not sending or receiving radio signals.....		334511-1	12/85	323.646	323.646	323.646	323.646	—
Search, detection, navigation, and guidance systems and equipment.....		334511-3	12/91	178.746	178.767	178.767	178.767	178.767
Secondary products and miscellaneous receipts.....		334511-SM						
Secondary products.....		334511-S	12/91	—	—	—	224.579	224.579
Automatic environmental control mfg.....	334512		12/79	306.789	306.940	306.940	310.090	315.039
Primary products.....		334512-P	12/79	272.890	273.040	273.040	276.133	281.048
Automatic environmental controls for monitoring residential, commercial, and appliance use.....		334512-0	12/03	145.627	145.708	145.708	147.358	149.981
Secondary products and miscellaneous receipts.....		334512-SM						
Miscellaneous receipts.....		334512-M	12/04	204.796	204.796	204.796	204.796	204.796
Industrial process variable instruments.....	334513		06/83	273.100	272.760	272.990	273.689	274.431
Primary products.....		334513-P	06/83	286.286	286.234	286.534	287.077	287.908
Process control instruments.....		334513-0	12/03	170.889	170.858	171.037	171.361	171.857
Secondary products and miscellaneous receipts.....		334513-SM						
Miscellaneous receipts.....		334513-M	06/83	248.043	243.736	243.736	247.314	247.314
Totalizing fluid meters and counting devices mfg.....	334514		12/85	233.284	238.557	244.542	247.462	247.982
Primary products.....		334514-P	12/85	237.156	242.972	249.557	252.765	253.308
Integrating and totalizing fluid meters, counting devices, and motor vehicle instruments.....		334514-0	12/85	237.156	242.972	249.557	252.765	253.308
Secondary products and miscellaneous receipts.....		334514-SM						
Secondary products.....		334514-S	12/85	183.509	183.509	183.509	183.530	185.104
Electricity and signal testing instruments mfg.....	334515		12/83	176.968	176.936	177.071	177.969	179.100
Primary products.....		334515-P	12/83	170.244	170.210	170.350	170.413	171.609
Test equipment for testing electrical, radio, and communication circuits, and motors.....		334515-4	12/83	170.153	170.119	170.259	170.322	171.517
Secondary products and miscellaneous receipts.....		334515-SM						
Analytical laboratory instrument mfg.....	334516		12/85	181.774	184.459	184.880	185.344	184.985
Primary products.....		334516-P	12/85	182.603	185.361	185.791	186.268	185.900
Analytical and scientific instruments, excluding optical.....		334516-0	12/85	182.603	185.361	185.791	186.268	185.900
Secondary products and miscellaneous receipts.....		334516-SM						
Miscellaneous receipts.....		334516-M1	12/14	130.943	130.943	—	—	—
Irradiation apparatus mfg.....	334517		06/90	124.147	124.147	124.147	124.147	124.150
Primary products.....		334517-P	06/85	125.081	125.081	125.081	125.081	125.081
Irradiation (ionizing radiation) equipment.....		334517-0	06/85	125.081	125.081	125.081	125.081	125.081
Secondary products and miscellaneous receipts.....		334517-SM						
Other measuring and controlling device mfg.....	334519		06/85	205.000	205.124	205.432	205.029	205.165

See footnotes at end of table.

Table 11. Producer price indexes for net output of selected industries and their products, not seasonally adjusted — Continued
[May 2023]

Title ¹	Industry code	Product code	Index base	Unadjusted index ²				
				Jan. 2023	Feb. 2023 ^P	Mar. 2023 ^P	Apr. 2023 ^P	May 2023 ^P
Other measuring and controlling device mfg - Continued								
Primary products.....		334519-P	06/85	196.340	196.464	196.773	196.369	196.504
Physical properties testing & inspection equipment and kinematic testing & measuring equipment.....		334519-4	06/85	200.880	200.880	200.880	200.919	200.919
Nuclear radiation detection and monitoring instruments.....		334519-5	06/85	246.460	246.460	246.714	246.714	248.342
Commercial, geophysical, meteorological, and general-purpose instruments and equipment.....		334519-7	06/85	201.782	201.080	202.364	202.979	202.979
Secondary products and miscellaneous receipts.....		334519-SM						
Miscellaneous receipts.....		334519-M	06/85	273.319	273.307	273.307	273.307	273.340
Manufacturing and reproducing magnetic and optical media.....	3346		12/03	117.634	117.813	117.341	117.341	117.513
Manufacturing and reproducing magnetic and optical media.....	33461		12/03	117.634	117.813	117.341	117.341	117.513
Manufacturing and reproducing magnetic and optical media.....	334610		01/19	137.837	138.046	137.493	137.493	137.695
Primary products.....		334610-P	01/19	139.021	139.233	138.675	138.675	138.878
Secondary products and miscellaneous receipts.....		334610-SM						
Electrical equipment and appliance mfg.....	335		12/03	196.666	195.587	195.868	196.381	196.956
Electric lighting equipment mfg.....	3351		12/03	149.438	149.732	151.507	151.520	152.317
Electric lighting equipment mfg.....	33513		12/22	100.748	100.948	102.134	102.143	102.684
Residential electric lighting fixture mfg.....	335131		12/83	244.062	248.404	247.606	247.597	248.568
Primary products.....		335131-P	12/83	251.666	255.514	255.540	255.528	255.531
Residential-type electric lighting fixtures (except portable), including parts and accessories.....		335131-1	12/83	232.311	232.957	232.962	232.955	232.955
Residential-type portable lighting fixtures, including parts and accessories.....		335131-4	12/83	282.794	293.107	293.176	293.156	293.163
Secondary products and miscellaneous receipts.....		335131-SM						
Secondary products.....		335131-S	12/83	289.617	306.523	306.523	306.523	314.791
Nonresidential electric lighting fixture mfg.....	335132		06/81	260.702	260.710	261.919	261.968	264.473
Primary products.....		335132-P	06/81	258.485	258.484	259.801	259.721	262.450
Commercial and institutional-type electric lighting fixtures, including parts and accessories.....		335132-1	06/81	248.138	248.137	249.043	248.952	252.065
Industrial-type electric lighting fixtures, including parts and accessories.....		335132-5	06/81	286.889	286.889	290.549	290.549	290.549
Secondary products and miscellaneous receipts.....		335132-SM						
Secondary products.....		335132-S	06/81	321.795	321.935	321.936	323.810	323.810
Other lighting equipment, including lamps and bulbs mfg.....	335139		06/85	174.802	174.814	179.230	179.229	179.282
Primary products.....		335139-P	12/22	100.449	100.449	103.015	103.015	103.015
Electric lamp bulb, tubes, and components.....		335139-1	12/83	84.474	84.474	84.553	84.553	84.553
Outdoor lighting equipment (including parts and accessories).....		335139-2	06/85	209.474	209.474	209.474	209.474	209.474
Secondary products and miscellaneous receipts.....		335139-SM						
Secondary products.....		335139-S	06/85	189.882	190.120	190.456	190.444	191.464
Household appliance mfg.....	3352		12/84	160.844	161.223	160.811	161.623	163.915
Small electrical appliance mfg.....	33521		12/03	129.656	130.778	130.693	130.970	131.597
Small electrical appliance mfg.....	335210		12/11	117.828	118.848	118.771	119.022	119.592
Primary products.....		335210-P	12/11	118.309	119.367	119.259	119.517	120.108
Parts and attachments for small electric household appliances, including fan parts.....		335210-5	12/82	193.285	193.285	193.285	193.285	193.285
Household vacuum cleaners and other floor care machines (including parts and attachments).....		335210-6	12/82	123.391	128.558	128.149	129.360	129.360
Other small electric household appliances, including fans.....		335210-7	05/21	116.414	116.438	116.406	116.424	117.164
Secondary products and miscellaneous receipts.....		335210-SM						
Secondary products.....		335210-S	12/82	208.375	208.503	212.873	213.058	212.769
Major household appliance mfg.....	33522		12/03	163.628	163.824	163.347	164.261	166.878
Major household appliance mfg.....	335220		05/16	133.569	133.728	133.339	134.082	136.219
Primary products.....		335220-P	05/16	133.419	133.588	133.152	133.405	135.651
Household cooking appliances.....		335220-1	06/81	169.487	171.381	169.912	170.505	175.306
Electric household ranges, ovens (including microwave), surface cooking units, and equipment.....		335220-11	06/81	145.823	146.473	147.341	151.298	151.882
Gas household ranges, ovens, surface cooking units, and equipment (incl. parts and accessories).....		335220-13	06/81	165.750	169.650	167.087	163.642	169.721
Other household ranges and cooking equipment, including outdoor equipment.....		335220-15	06/81	244.178	244.768	238.556	238.576	253.594
Household refrigerators and home freezers.....		335220-2	12/81	127.315	127.316	127.115	126.937	128.238
Household refrigerators, including combination refrigerator-freezers.....		335220-21	12/81	120.249	120.414	120.161	120.378	121.233
Other major household appliances.....		335220-8	12/82	308.422	305.328	305.872	306.839	309.856
Household water heaters, electric, for permanent installation.....		335220-81	12/82	559.317	559.713	559.713	559.713	559.713
Household water heaters, excluding electric.....		335220-83	12/82	559.668	561.307	561.307	561.307	561.307
Secondary products and miscellaneous receipts.....		335220-SM						
Miscellaneous receipts.....		335220-M	05/16	137.090	137.090	137.090	137.090	137.090
Electrical equipment mfg.....	3353		12/03	200.619	201.486	201.858	202.512	202.767

See footnotes at end of table.

Table 11. Producer price indexes for net output of selected industries and their products, not seasonally adjusted — Continued
 [May 2023]

Title ¹	Industry code	Product code	Index base	Unadjusted index ²				
				Jan. 2023	Feb. 2023 ^P	Mar. 2023 ^P	Apr. 2023 ^P	May 2023 ^P
Electrical equipment mfg - Continued								
Electrical equipment mfg.....	33531		12/03	200.619	201.486	201.858	202.512	202.767
Electric power and specialty transformer mfg.....	335311		06/81	410.561	411.202	413.641	415.580	416.716
Primary products.....		335311-P	06/81	404.937	405.579	408.001	410.004	411.124
Power and distribution transformers, except parts.....		335311-1	12/99	332.505	333.066	—	—	—
Secondary products and miscellaneous receipts.....		335311-SM						
Motor and generator mfg.....	335312		06/83	274.108	277.504	277.508	278.971	279.028
Primary products.....		335312-P	06/83	272.276	276.161	276.161	277.670	277.729
Parts, supplies for motors, generators, generator sets, and other rotating equipment.....		335312-C	12/87	271.421	283.064	283.064	283.064	283.064
Other motors and generators n.e.c.....		335312-F	06/06	149.630	151.877	151.877	153.655	153.655
Fractional horsepower motors (rated at less than 746 watts) (except hermetics).....		335312-1	06/83	209.020	210.586	210.586	210.586	211.117
Integral horsepower motors & generators other than for land transport equipment (exc hermetics).....		335312-3	06/83	418.675	418.694	418.694	418.694	418.694
Secondary products and miscellaneous receipts.....		335312-SM						
Miscellaneous receipts.....		335312-M	12/86	283.946	284.085	284.106	284.124	284.125
Secondary products.....		335312-S	06/83	263.101	263.101	263.157	263.179	263.179
Switchgear and switchboard apparatus mfg.....	335313		06/85	291.764	292.058	292.606	293.571	294.202
Primary products.....		335313-P	06/85	302.473	302.793	303.325	304.377	305.065
Switchgear, excluding ducts and relays.....		335313-A	06/85	337.350	337.906	338.170	339.673	341.027
Low voltage panelboards and distribution boards, 1000 volts or less.....		335313-3	06/85	258.471	258.523	260.164	260.164	260.164
Secondary products and miscellaneous receipts.....		335313-SM						
Relay and industrial control mfg.....	335314		06/85	270.258	270.988	271.182	271.182	271.182
Primary products.....		335314-P	06/85	288.790	289.167	289.296	289.296	289.296
Specific-purpose industrial controls.....		335314-C	01/19	122.875	123.279	123.503	123.503	123.503
General-purpose industrial controls.....		335314-F	01/19	134.249	134.383	134.383	134.383	134.383
Relays for electronic circuitry, industrial control overload and switchgear type.....		335314-1	06/90	225.683	225.683	225.683	225.683	225.683
Parts for industrial controls and motor-control accessories.....		335314-7	06/90	256.660	256.660	256.660	256.660	256.660
Secondary products and miscellaneous receipts.....		335314-SM						
Miscellaneous receipts.....		335314-M	06/85	285.162	289.180	289.180	289.180	289.180
Other electrical equipment & component mfg.....	3359		12/03	230.623	226.623	226.713	227.104	226.791
Storage battery mfg.....	33591		12/03	195.345	195.258	195.136	196.542	196.259
Battery mfg.....	335910		12/84	264.103	263.986	263.822	265.723	265.340
Primary products.....		335910-P	12/84	266.588	266.465	266.293	268.284	267.882
Storage batteries.....		335910-1	12/84	266.741	266.644	266.402	269.034	269.034
Storage batteries, lead acid type, BCI dimensional size group 8D or smaller.....		335910-11	12/84	256.574	256.430	256.068	259.998	259.998
Storage batteries, lead acid type, larger than BCI dimensional size group 8D.....		335910-12	12/84	313.957	313.957	313.957	313.957	313.957
Primary batteries.....		335910-2	12/80	254.206	254.005	254.065	253.908	252.232
Secondary products and miscellaneous receipts.....		335910-SM						
Secondary products.....		335910-S	12/84	297.600	297.600	297.600	297.600	297.600
Communication & energy wire & cable mfg.....	33592		12/03	277.747	259.898	258.125	259.314	258.655
Fiber optic cable mfg.....	335921		12/03	98.246	98.246	98.246	98.246	100.935
Primary products.....		335921-P	12/03	98.837	98.837	98.837	98.837	101.588
Fiber optic cable, made from purchased fiber optic strand.....		335921-0	12/03	98.837	98.837	98.837	98.837	101.588
Secondary products and miscellaneous receipts.....		335921-SM						
Other communication and energy wire mfg.....	335929		12/03	324.183	298.422	295.864	297.584	294.523
Primary products.....		335929-P	12/03	341.978	313.109	310.266	311.893	308.681
Electronic wire and cable, made of nonferrous metals (purchased wire).....		335929-A	12/82	322.134	327.432	326.854	327.337	326.764
Other insulated wire & cable, incl control & signal, made of nonferrous metals (purchased wire).....		335929-F	12/11	142.743	144.149	144.980	144.924	146.779
Power wire and cable, made from nonferrous metals (purchased wire).....		335929-1	12/82	498.709	515.863	512.820	516.727	514.933
Secondary products and miscellaneous receipts.....		335929-SM						
Wiring device mfg.....	33593		12/03	257.088	258.228	259.540	260.037	259.957
Current-carrying wiring device mfg.....	335931		12/81	284.268	285.486	288.504	289.527	289.445
Primary products.....		335931-P	12/81	274.839	276.063	278.864	279.892	279.812
Current-carrying wiring devices n.e.c.....		335931-A	06/06	183.491	184.178	185.402	186.352	186.158
Current-carrying switches for electrical circuitry (including vehicular switches).....		335931-1	12/99	168.983	169.266	174.385	175.461	175.402
Current-carrying wire connectors for electrical circuitry.....		335931-9	12/81	240.635	243.061	241.878	240.956	241.450
Secondary products and miscellaneous receipts.....		335931-SM						
Secondary products.....		335931-S	12/81	303.342	303.420	313.887	313.932	313.796
Noncurrent-carrying wiring device mfg.....	335932		12/81	611.472	614.290	614.061	614.236	614.032
Primary products.....		335932-P	12/81	624.219	627.474	627.210	627.411	627.176
Noncurrent-carrying electrical conduit and conduit fittings, incl. plastic conduit & fittings.....		335932-4	12/81	807.420	813.572	813.572	813.572	813.572

See footnotes at end of table.

Table 11. Producer price indexes for net output of selected industries and their products, not seasonally adjusted — Continued
 [May 2023]

Title ¹	Industry code	Product code	Index base	Unadjusted index ²				
				Jan. 2023	Feb. 2023 ^p	Mar. 2023 ^p	Apr. 2023 ^p	May 2023 ^p
Noncurrent-carrying wiring device mfg - Continued								
Other noncurrent-carrying wiring devices and supplies (boxes, covers, bar hangers, etc.).....		335932-6	12/81	508.231	510.951	509.895	510.702	509.761
Secondary products and miscellaneous receipts.....		335932-SM						
All other electrical equipment & component mfg.....	33599		12/03	170.457	168.419	168.663	167.976	167.699
Carbon and graphite product mfg.....	335991		06/85	225.006	226.064	227.372	226.245	226.245
Primary products.....		335991-P	06/85	238.627	239.705	241.102	239.895	239.895
Carbon and graphite products, including electrodes for electric arc furnaces.....		335991-0	06/85	238.627	239.705	241.102	239.895	239.895
Secondary products and miscellaneous receipts.....		335991-SM						
Miscellaneous receipts.....		335991-M	10/88	146.809	149.998	149.998	149.998	—
Miscellaneous electrical equipment mfg.....	335999		12/03	162.585	159.771	159.771	159.171	158.821
Primary products.....		335999-P	12/03	160.922	157.597	157.597	156.887	156.474
Rectifying apparatus.....		335999-3	12/85	206.407	206.407	206.407	210.586	210.586
All miscellaneous electrical equipment except rectifying apparatus.....		335999-4	06/08	144.826	141.479	141.479	140.418	140.002
Secondary products and miscellaneous receipts.....		335999-SM						
Transportation equipment manufacturing.....	336		12/03	138.619	138.885	139.114	139.281	139.533
Motor vehicle manufacturing.....	3361		12/03	124.545	124.606	124.372	124.128	124.142
Automobile and light truck manufacturing.....	33611		12/03	122.274	122.274	122.022	121.747	121.732
Automobile, light truck and utility vehicle mfg.....	336110		06/82	168.284	168.284	167.938	167.559	167.538
Primary products.....		336110-P	06/82	166.154	166.153	165.809	165.432	165.412
Passenger cars and chassis.....		336110-1	06/82	142.612	142.644	141.692	140.669	140.575
Trucks, truck tractors, & bus chassis 14,000 lb or less, incl. minivans & suvs.....		336110-2	06/82	196.402	196.391	196.196	195.975	195.975
Secondary products and miscellaneous receipts.....		336110-SM						
Heavy duty truck manufacturing.....	33612		12/03	158.592	159.492	159.494	159.670	160.069
Heavy duty truck mfg.....	336120		12/03	158.640	159.541	159.542	159.718	160.117
Primary products.....		336120-P	12/03	160.129	161.043	161.043	161.209	161.600
Trucks, truck tractors, and bus chassis (chassis of own manufacture) 14,001 to 33,000 lbs.....		336120-1	12/03	167.271	168.056	168.056	168.056	170.082
Buses, including military and firefighting vehicles (chassis of own manufacture).....		336120-3	12/03	168.493	170.790	170.790	171.291	171.291
Secondary products and miscellaneous receipts.....		336120-SM						
Motor vehicle body and trailer manufacturing.....	3362		12/03	201.148	201.232	201.430	201.892	201.870
Motor vehicle body and trailer manufacturing.....	33621		12/03	201.503	201.588	201.786	202.249	202.227
Motor vehicle body mfg.....	336211		12/82	330.878	333.213	334.756	336.589	336.981
Primary products.....		336211-P	12/82	326.852	329.324	330.513	332.465	332.867
Other truck and vehicle bodies, sold separately.....		336211-5	12/08	151.800	151.978	152.721	152.609	152.609
Dump truck bodies, for sale separately.....		336211-5A	12/08	184.492	182.058	175.894	175.894	175.894
All other truck and vehicle bodies, sold separately.....		336211-5B	12/08	148.008	148.782	151.254	151.082	151.082
Buses and firefighting vehicles, complete, produced on purchased chassis.....		336211-7	12/08	129.482	129.635	129.790	129.790	129.903
Other trucks and vehicles, complete, produced on purchased chassis.....		336211-9	12/08	159.098	159.130	159.328	159.360	160.167
Other trucks and vehicles, complete, produced on purchased chassis, except upfitting trucks.....		336211-91	09/15	140.859	140.932	141.388	141.462	143.316
Secondary products and miscellaneous receipts.....		336211-SM						
Secondary products.....		336211-S	12/82	279.409	279.618	285.326	285.338	285.546
Truck trailer mfg.....	336212		12/79	373.012	370.659	370.716	372.619	371.995
Primary products.....		336212-P	12/79	371.311	368.946	368.996	370.908	370.254
Truck trailers and chassis, axle rating 10,000 lbs or more.....		336212-1	12/79	356.316	353.918	353.890	355.806	355.201
Truck trailers and chassis, axle rating less than 10,000 lbs.....		336212-3	11/84	482.192	480.960	482.121	483.433	482.257
Secondary products and miscellaneous receipts.....		336212-SM						
Secondary products.....		336212-S1	05/21	143.060	143.092	143.195	143.235	143.323
Motor home mfg.....	336213		06/84	215.667	216.723	216.723	216.723	216.723
Primary products.....		336213-P	06/84	211.590	212.643	212.643	212.643	212.643
Motor homes built on purchased chassis.....		336213-0	06/06	126.143	126.770	126.770	126.770	126.770
Secondary products and miscellaneous receipts.....		336213-SM1						
Travel trailer and camper mfg.....	336214		12/03	208.362	208.229	208.040	207.704	207.721
Primary products.....		336214-P	12/03	209.593	209.469	209.293	208.980	208.980
Travel trailers.....		336214-1	06/84	280.445	280.445	280.580	280.580	280.580
Conventional travel trailers.....		336214-19	12/11	168.910	168.910	169.040	169.040	169.040
Automobile and light truck trailers.....		336214-3	12/92	267.621	266.743	264.836	262.615	262.615
Camping trailers, campers, pick-up covers, and parts.....		336214-5	06/84	343.869	343.869	344.148	344.148	344.148
Other parts and components, excluding appliances and furnishings.....		336214-53	06/84	344.468	344.468	344.468	344.468	344.468
Truck campers, caps, box covers, and fold-down camping trailers.....		336214-56	06/14	145.106	145.106	145.460	145.460	145.460
Secondary products and miscellaneous receipts.....		336214-SM						
Secondary products.....		336214-S	06/84	245.373	245.237	245.236	245.344	249.943
Motor vehicle parts manufacturing.....	3363		12/03	126.487	126.325	126.466	126.791	126.930

See footnotes at end of table.

Table 11. Producer price indexes for net output of selected industries and their products, not seasonally adjusted — Continued
[May 2023]

Title ¹	Industry code	Product code	Index base	Unadjusted index ²				
				Jan. 2023	Feb. 2023 ^P	Mar. 2023 ^P	Apr. 2023 ^P	May 2023 ^P
Motor vehicle parts manufacturing - Continued								
Motor vehicle gasoline engine and parts mfg.	33631		12/03	127.393	127.422	127.427	127.672	127.972
Motor vehicle gasoline engine and engine parts mfg.	336310		12/03	127.881	127.910	127.915	128.161	128.462
Primary products.		336310-P	12/03	127.570	127.598	127.621	127.886	128.203
Gasoline engines and engine parts (excluding carburetors).		336310-2	12/03	126.892	126.757	126.781	127.016	127.355
Carburetors, pistons, piston rings, and valves.		336310-3	12/82	192.750	195.579	195.590	196.495	196.550
Secondary products and miscellaneous receipts.		336310-SM						
Miscellaneous receipts.		336310-M1	09/18	120.121	120.921	120.921	120.921	120.921
Secondary products.		336310-S	12/11	117.239	117.266	116.938	116.775	116.749
Motor vehicle electric equipment.	33632		12/03	121.054	121.711	121.726	122.112	122.376
Motor vehicle electrical and electronic equipment mfg.	336320		12/03	120.594	121.248	121.263	121.648	121.910
Primary products.		336320-P	12/03	114.517	115.129	115.135	115.556	115.802
Vehicular lighting equipment.		336320-1	12/83	137.348	137.724	138.170	138.168	138.289
Other motor vehicle electrical and electronic equipment.		336320-2	12/03	114.169	114.859	114.768	115.301	115.585
Battery charging alternators, generators, and regulators.		336320-23	12/82	136.225	136.395	136.771	136.771	138.868
Parts for engine electrical and electronic equipment.		336320-2A	12/82	164.318	164.318	164.318	166.514	166.514
All other miscellaneous non-engine electrical and electronic equipment.		336320-2D	12/03	118.813	119.848	119.793	120.065	120.060
All other miscellaneous complete engine electrical equipment, including spark plugs.		336320-2U	12/82	126.942	127.582	126.226	128.165	128.165
Secondary products and miscellaneous receipts.		336320-SM						
Miscellaneous receipts.		336320-M	12/03	138.841	138.924	139.258	139.258	139.258
Secondary products.		336320-S	12/03	128.827	128.880	129.422	129.283	129.274
Motor vehicle steering and suspension parts.	33633		12/03	109.374	109.420	110.534	110.641	110.066
Motor vehicle steering and suspension components (except spring) manufacturing.	336330		12/03	109.167	109.213	110.325	110.432	109.858
Primary products.		336330-P	12/03	105.933	105.933	107.106	107.132	106.637
Motor vehicle steering and suspension components (excluding spring), new and rebuilt.		336330-0	12/99	105.740	105.740	106.911	106.937	106.443
Secondary and miscellaneous receipts.		336330-SM						
Motor vehicle brake system manufacturing.	33634		12/03	137.245	136.930	137.743	141.730	141.674
Motor vehicle brake system mfg.	336340		12/03	137.228	136.912	137.724	141.714	141.660
Primary products.		336340-P	12/03	138.270	137.935	138.658	142.913	142.921
Motor vehicle brake parts and assemblies, new.		336340-1	12/88	145.941	145.552	146.392	150.884	150.893
Motor vehicle drum brake assemblies and parts, new.		336340-1E	12/05	150.702	149.496	152.090	155.120	155.075
Motor vehicle disc brake assemblies and parts, new.		336340-1F	12/11	130.515	130.515	130.515	142.369	142.369
Other motor vehicle brake parts and assemblies, new.		336340-1G	12/99	122.567	122.500	122.648	122.800	122.843
Secondary products and miscellaneous receipts.		336340-SM						
Motor vehicle power train components mfg.	33635		12/03	134.841	134.896	135.378	135.240	135.555
Motor vehicle transmission and power train parts manufacturing.	336350		12/03	133.241	133.296	133.772	133.635	133.947
Primary products.		336350-P	12/03	127.665	127.718	128.167	128.034	128.338
Motor vehicle drive train components, excluding wheels and brakes, new.		336350-2	12/88	131.053	131.111	131.598	131.453	131.782
Motor vehicle transmissions (except auxiliary and parts), new.		336350-20	06/12	115.453	115.942	115.939	115.934	115.934
Parts for manual and automatic transmissions, new.		336350-23	12/88	129.884	129.338	129.138	128.362	129.582
Other motor vehicle drive train components, except wheels and brakes, new.		336350-25	12/99	97.187	97.026	98.553	98.739	98.741
Motor vehicle drive train components, rebuilt.		336350-3	12/03	143.716	143.716	143.716	143.716	143.727
Secondary products and miscellaneous receipts.		336350-SM						
Secondary products.		336350-S	12/03	137.530	137.118	138.435	138.434	138.507
Motor vehicle seating and interior trim mfg.	33636		12/03	115.088	114.443	114.516	114.488	114.625
Motor vehicle seating and interior trim mfg.	336360		12/03	115.035	114.381	114.456	114.428	114.564
Primary products.		336360-P	12/03	113.205	112.843	112.867	112.846	112.979
Automobile trimmings.		336360-1	12/03	94.479	93.628	93.628	93.628	93.579
Seats for public conveyance and aircraft.		336360-3	12/01	117.927	118.220	118.283	118.229	118.644
Secondary products and miscellaneous receipts.		336360-SM						
Secondary products.		336360-S	12/03	168.024	161.269	162.286	162.181	161.883
Motor vehicle metal stamping.	33637		12/03	128.701	128.213	126.799	127.151	127.139
Motor vehicle metal stamping.	336370		12/82	140.958	140.423	138.875	139.260	139.247
Primary products.		336370-P	12/82	132.033	131.509	129.971	130.291	130.283
Automotive job stampings (truck, bus, and passenger car).		336370-0	12/82	132.033	131.509	129.971	130.291	130.283
Secondary products and miscellaneous receipts.		336370-SM						
Secondary products.		336370-S	12/82	141.557	141.537	141.654	142.968	142.853
Other motor vehicle parts manufacturing.	33639		12/03	125.926	125.574	126.009	126.166	126.338
Other motor vehicle parts mfg.	336390		12/03	128.429	128.070	128.514	128.675	128.850
Primary products.		336390-P	12/03	125.856	125.502	125.943	126.085	126.265
Filters, new, internal combustion engines and motor vehicles.		336390-A	12/82	188.017	188.017	188.017	189.940	190.874
Motor vehicle air-conditioning systems and compressors.		336390-B	12/03	103.188	102.515	102.494	102.258	102.550

See footnotes at end of table.

Table 11. Producer price indexes for net output of selected industries and their products, not seasonally adjusted — Continued
 [May 2023]

Title ¹	Industry code	Product code	Index base	Unadjusted index ²				
				Jan. 2023	Feb. 2023 ^P	Mar. 2023 ^P	Apr. 2023 ^P	May 2023 ^P
Other motor vehicle parts mfg - Continued								
All other motor vehicle parts and accessories, including trailer hitches.....		336390-8	12/03	115.318	115.556	116.346	116.604	116.753
Secondary products and miscellaneous receipts.....		336390-SM						
Miscellaneous receipts.....		336390-M	12/11	122.662	121.379	121.379	123.322	—
Secondary products.....		336390-S	12/11	128.051	128.011	128.379	128.524	128.489
Aerospace product and parts manufacturing.....	3364		06/85	261.265	262.909	264.332	265.495	266.619
Aerospace product and parts manufacturing.....	33641		06/85	261.265	262.909	264.332	265.495	266.619
Aircraft mfg.....	336411		12/85	271.700	272.944	274.413	275.806	277.259
Primary products.....		336411-P	12/85	260.063	261.326	262.749	264.123	265.599
Civilian aircraft.....		336411-3	12/85	322.294	324.514	327.014	329.273	331.867
Military aircraft.....		336411-4	06/13	104.610	104.610	104.610	104.662	104.662
Secondary products and miscellaneous receipts.....		336411-SM						
Secondary products.....		336411-S	12/85	477.647	477.647	479.850	481.137	481.137
Aircraft engine and engine parts mfg.....	336412		12/85	256.554	257.264	257.449	258.105	258.253
Primary products.....		336412-P	12/85	253.736	254.878	254.999	255.724	255.939
Aeronautical services on aircraft engines.....		336412-5	12/85	258.335	258.335	258.335	259.780	259.780
Aircraft engine parts and accessories.....		336412-7	12/85	263.546	265.873	266.096	266.920	267.315
Parts and accessories for military aircraft engines.....		336412-75	12/11	123.782	124.400	124.642	124.661	125.043
Parts and accessories for civilian aircraft engines.....		336412-77	12/11	116.352	117.606	117.639	118.178	118.259
Secondary products and miscellaneous receipts.....		336412-SM						
Secondary products.....		336412-S	12/85	242.442	242.548	246.153	246.193	246.193
Other aircraft parts and equipment mfg.....	336413		06/85	199.419	204.003	206.080	206.350	206.357
Primary products.....		336413-P	06/85	194.838	199.321	201.231	201.504	201.504
Aircraft propellers and helicopter rotors.....		336413-1	12/91	220.725	220.725	220.725	220.725	220.725
Aircraft parts and auxiliary equipment.....		336413-7	06/85	186.414	191.137	193.150	193.437	193.437
Aircraft landing gear for civilian and military aircraft.....		336413-72	06/08	187.527	187.527	187.527	187.527	187.527
Other aircraft subassemblies and parts for military aircraft.....		336413-73	06/08	124.284	124.284	124.487	124.959	124.959
Other aircraft subassemblies and parts for civilian aircraft.....		336413-74	06/08	108.944	112.569	114.080	114.213	114.213
Secondary products and miscellaneous receipts.....		336413-SM						
Secondary products.....		336413-S	06/85	238.801	245.899	254.837	254.837	255.174
Railroad rolling stock manufacturing.....	3365		06/84	226.513	226.867	227.532	227.531	227.531
Railroad rolling stock manufacturing.....	33651		06/84	226.591	226.945	227.610	227.609	227.609
Railroad rolling stock mfg.....	336510		06/84	226.393	226.747	227.411	227.410	227.410
Primary products.....		336510-P	06/84	232.661	233.236	233.908	233.969	233.969
Street, subway, trolley, and rapid transit cars, and railway maintenance equipment and parts.....		336510-5	06/84	188.422	189.423	190.593	190.699	190.699
Railway maintenance of way equipment & parts, parts for all railcars, & other railway vehicles.....		336510-54	06/84	189.836	191.066	192.503	192.633	192.633
Air brake and other brake equipment.....		336510-541	06/84	126.581	128.470	128.470	129.010	—
Secondary products and miscellaneous receipts.....		336510-SM						
Miscellaneous receipts.....		336510-M	06/84	164.750	164.750	164.750	164.750	—
Secondary products.....		336510-S1	12/11	113.241	113.241	113.241	113.241	113.260
Ship and boat building.....	3366		12/84	271.012	271.626	272.486	272.767	274.704
Ship and boat building.....	33661		12/84	271.022	271.637	272.496	272.777	274.715
Ship building and repairing.....	336611		12/85	238.092	238.630	239.615	239.846	242.226
Primary products.....		336611-P	12/85	227.540	228.063	229.019	229.245	231.556
Ship repair, nonmilitary.....		336611-A	12/85	295.218	303.112	303.536	304.615	312.815
Military self-propelled ships, new construction.....		336611-5	12/85	190.650	189.555	189.555	189.742	189.742
Ship repair, military.....		336611-8	12/85	204.346	205.440	205.440	205.440	206.475
Nonmilitary self-propelled ships, new construction.....		336611-9	12/85	400.141	400.141	405.362	405.362	405.362
Secondary products and miscellaneous receipts.....		336611-SM2						
Boat building.....	336612		12/81	370.985	371.833	372.241	372.675	373.064
Primary products.....		336612-P	12/81	369.985	370.843	371.219	371.659	372.040
Outboard motorboats, including commercial and military (except sailboats and lifeboats).....		336612-1	12/81	445.595	446.443	446.900	447.511	447.669
Outboard motorboats, wood or metal, incl. comm. and military (exc. sailboats and lifeboats).....		336612-11	06/11	173.705	174.034	174.371	175.045	175.162
Outboard motorboats, plastics/fiberglass, incl. comm. and mil. (exc. sailboats and lifeboats).....		336612-14	06/11	166.703	167.021	167.109	167.109	167.139
Inboard motorboats, including commercial and military (except sailboats and lifeboats).....		336612-3	12/81	355.985	359.452	360.687	361.190	361.190
Inboard cabin cruisers, including commercial and military (except sailboats and lifeboats).....		336612-31	06/11	145.387	146.358	147.106	147.411	147.411
Other inboard motorboats, including commercial and military (except sailboats and lifeboats).....		336612-32	06/11	150.504	152.924	152.924	152.924	152.924
Inboard-outdrive boats, including commercial and military (except sailboats and lifeboats).....		336612-5	12/81	288.448	289.359	289.359	289.359	290.955

See footnotes at end of table.

Table 11. Producer price indexes for net output of selected industries and their products, not seasonally adjusted — Continued
[May 2023]

Title ¹	Industry code	Product code	Index base	Unadjusted index ²				
				Jan. 2023	Feb. 2023 ^P	Mar. 2023 ^P	Apr. 2023 ^P	May 2023 ^P
Boat building - Continued								
All other inboard-outdrive boats, incl. comm. and military (except sailboats and lifeboats).....		336612-52	06/11	137.574	137.963	137.963	137.963	138.724
All other boats (excluding military and commercial).....		336612-8	12/81	297.763	297.763	297.763	297.763	299.387
Secondary products and miscellaneous receipts.....		336612-SM						
Miscellaneous receipts.....		336612-M	12/88	325.556	325.556	325.556	325.556	327.762
Other transportation equipment manufacturing.....	3369		12/03	128.082	128.086	128.503	128.253	128.326
Other transportation equipment manufacturing.....	33699		12/03	128.082	128.086	128.503	128.253	128.326
Motorcycle, bicycle, and parts mfg.....	336991		12/84	159.343	159.343	160.705	159.847	160.133
Primary products.....		336991-P	12/84	164.785	164.785	166.270	165.264	165.580
Motorcycles, including three-wheel motorbikes, motorscooters, mopeds, and parts.....		336991-3	12/84	184.690	184.690	188.939	188.939	188.939
Bicycles, including parts (excluding children's 2-wheel sidewalk cycles).....		336991-4	12/84	173.049	173.049	162.738	156.502	158.457
Cycles, all types, tubular construction.....		336991-42	12/98	142.066	142.066	126.524	126.651	127.515
Parts for bicycles, unicycles, and adult tricycles.....		336991-45	12/84	182.677	182.677	180.056	167.348	170.277
Secondary products and miscellaneous receipts.....		336991-SM						
Secondary products.....		336991-S	12/84	167.819	167.819	175.059	-	-
All other transportation equipment mfg.....	336999		12/03	131.719	131.727	131.642	131.718	131.675
Primary products.....		336999-P	12/03	129.856	129.865	129.778	129.839	129.794
All-terrain vehicles and parts.....		336999-4	06/08	118.511	118.542	118.543	118.528	118.449
All other miscellaneous transportation equipment.....		336999-6	06/08	122.610	122.607	122.471	122.570	122.568
Secondary products and miscellaneous receipts.....		336999-SM						
Secondary products.....		336999-S	12/03	172.726	172.726	172.726	173.865	173.958
Furniture & related product mfg.....	337		12/84	267.118	268.268	268.794	268.445	269.120
HH & institutional furniture & kitchen cabinet mfg.....	3371		12/84	253.868	254.705	254.849	255.025	255.575
Wood kitchen cabinet & countertop mfg.....	33711		12/03	157.386	157.386	157.386	158.254	158.971
Wood kitchen cabinet and countertop mfg.....	337110		06/84	265.729	265.729	265.729	267.200	268.408
Primary products.....		337110-P	12/03	157.737	157.737	157.737	158.417	159.199
Custom wood kitchen cabinets, bathroom vanities, and related cabinet sold directly to customers.....		337110-H	03/04	145.450	145.450	145.450	146.969	146.969
Stock wood kitchen cabinets and related cabinetwork for permanent installation. ...		337110-1	06/84	245.928	245.928	245.928	246.964	249.729
Secondary products and miscellaneous receipts.....		337110-SM						
Household & institutional furniture mfg.....	33712		12/03	179.690	180.602	180.759	180.419	180.575
Upholstered household furniture mfg.....	337121		06/82	266.637	267.697	267.703	267.910	268.028
Primary products.....		337121-P	06/82	258.838	259.798	259.804	259.990	260.059
Upholstered household furniture, excl. dual-purpose sleep furniture.....		337121-1	06/82	255.220	256.422	256.353	256.572	256.637
Upholstered household sofas, davenports, settees, and loveseats, except custom.....		337121-11	06/82	257.456	259.073	259.621	259.532	259.532
Upholstered household sectional sofa pieces, except custom.....		337121-12	12/87	211.187	211.945	212.205	212.167	212.167
Upholstered household rocking chairs, including swivel rockers, except custom.....		337121-13	06/82	227.687	227.691	216.916	222.099	223.144
Other upholstered household furniture, including custom sold at retail.....		337121-15	06/05	185.865	186.385	186.468	186.860	186.992
Dual-purpose sleep furniture incl. futon, conv. sofa, jackknife & chair beds, except custom.....		337121-4	06/89	283.077	282.658	283.097	283.097	283.193
Secondary products and miscellaneous receipts.....		337121-SM						
Miscellaneous receipts.....		337121-M	06/05	221.025	221.025	221.025	-	-
Nonupholstered wood household furniture mfg.....	337122		12/79	341.444	344.352	345.884	340.227	339.931
Primary products.....		337122-P	12/79	362.144	365.448	367.559	359.189	358.890
Wood dining room, kitchen, outdoor, and ready-to-assemble furniture, excl. cabinets and custom.....		337122-G	12/22	106.467	106.239	108.061	105.210	105.210
Wood household den, family room, library, and living room furniture, except custom.....		337122-1	12/79	355.094	357.675	357.675	354.603	354.603
Wood bedroom furniture, including infants' and children's, except custom.....		337122-8	12/79	357.099	358.524	358.524	360.705	359.887
Secondary products and miscellaneous receipts.....		337122-SM						
Secondary products.....		337122-S	12/79	271.411	276.047	276.047	279.855	279.132
Household furniture (except wood and upholstered) mfg.....	337126		06/84	265.277	266.840	266.774	266.335	266.656
Primary products.....		337126-P	06/84	257.314	258.467	258.637	258.128	258.123
Metal dining room and kitchen furniture, incl. padded and plain chairs and stools..		337126-1	06/84	208.199	207.573	210.081	202.557	202.557
Metal outdoor and casual furniture, incl. beach, lawn, garden and porch.....		337126-3	06/84	368.197	368.197	368.197	368.197	368.169
Nonupholstered household furniture (except wood and metal).....		337126-6	12/85	140.969	140.969	140.969	140.969	-
Secondary products and miscellaneous receipts.....		337126-SM						
Secondary products.....		337126-S	06/84	300.379	305.644	303.317	303.620	307.018
Institutional furniture mfg.....	337127		12/03	204.378	205.394	205.634	205.946	206.556
Primary products.....		337127-P	12/03	206.408	207.476	207.708	207.970	208.563
Other institutional furniture.....		337127-B	12/11	152.721	152.784	153.260	154.784	155.650
School furniture (except stone and concrete), excl. library furniture.....		337127-1	12/84	369.166	373.382	373.382	374.843	374.843

See footnotes at end of table.

Table 11. Producer price indexes for net output of selected industries and their products, not seasonally adjusted — Continued
 [May 2023]

Title ¹	Industry code	Product code	Index base	Unadjusted index ²				
				Jan. 2023	Feb. 2023 ^P	Mar. 2023 ^P	Apr. 2023 ^P	May 2023 ^P
Institutional furniture mfg - Continued								
Public building and related furniture, excl. bar, bowling, cafeteria, restaurant and school.....		337127-5	12/84	303.629	306.042	306.193	305.869	306.834
Public furniture (bar, bowling center, cafeteria, and restaurant).....		337127-8	12/03	197.870	197.870	197.870	194.961	194.961
Secondary products and miscellaneous receipts.....		337127-SM						
Miscellaneous receipts.....		337127-M	12/03	202.379	202.379	202.379	210.234	210.234
Secondary products.....		337127-S	12/03	177.945	177.722	178.381	177.400	179.049
Office furniture (including fixtures) mfg.....	3372		12/03	196.379	197.496	198.426	197.741	198.475
Office furniture (including fixtures) mfg.....	33721		12/03	196.379	197.496	198.426	197.742	198.475
Wood office furniture mfg.....	337211		06/85	265.783	268.823	269.426	270.470	270.736
Primary products.....		337211-P	06/85	258.834	262.140	262.795	263.777	263.777
Wood office furniture panel systems, desking systems, and other wood office furniture.....		337211-A	06/98	156.257	156.257	156.442	156.585	156.585
Wood office seating, including upholstered.....		337211-1	06/98	184.188	189.260	189.387	190.177	190.177
Wood office desks and desk extensions.....		337211-4	06/85	309.043	315.486	316.767	318.431	318.431
Wood office files, storage units, and tables.....		337211-7	06/98	180.747	181.102	181.707	182.424	182.424
Secondary products and miscellaneous receipts.....		337211-SM						
Secondary products.....		337211-S	06/85	290.300	290.300	290.300	291.769	294.558
Custom architectural woodwork and millwork.....	337212		12/03	172.701	175.119	176.168	176.168	174.089
Primary products.....		337212-P	12/03	168.924	171.326	172.398	172.398	170.432
Custom architectural woodwork, millwork, and fixtures.....		337212-0	12/03	168.924	171.326	172.398	172.398	170.432
Secondary products and miscellaneous receipts.....		337212-SM						
Office furniture, except wood, mfg.....	337214		12/79	411.423	412.704	413.865	403.180	412.983
Primary products.....		337214-P	12/79	412.352	413.655	414.837	403.976	413.950
Office seating, including upholstered, except wood.....		337214-1	12/79	299.864	299.193	297.796	279.092	292.784
Office files, storage units, and tables, except wood.....		337214-7	06/95	215.170	215.212	217.969	209.400	224.295
Secondary products and miscellaneous receipts.....		337214-SM						
Showcases, partitions, shelving, and lockers mfg.....	337215		12/03	210.450	210.111	211.452	215.165	214.492
Primary products.....		337215-P	12/03	187.718	187.354	188.512	191.912	191.192
Bookstacks and other shelving, except wood.....		337215-A2	06/06	-	-	-	-	153.666
Storage racks and accessories, except wood.....		337215-E	12/83	251.373	251.373	262.230	278.263	278.263
Fixtures (bank, office, and store), except wood.....		337215-G	12/83	316.863	314.865	314.865	-	-
Wood furniture dimensions and nonwood furniture parts and frames.....		337215-L	12/06	178.686	173.442	176.103	190.697	-
Secondary products and miscellaneous receipts.....		337215-SM						
Other furniture related product mfg.....	3379		12/03	179.292	179.923	179.984	179.906	179.888
Mattress mfg.....	33791		12/03	179.744	180.613	180.663	180.555	180.555
Mattress mfg.....	337910		06/83	251.842	253.059	253.129	252.977	252.977
Primary products.....		337910-P	06/83	249.583	250.851	250.922	250.769	250.769
Mattress and foundation sets.....		337910-E	12/03	134.931	136.248	136.248	136.248	136.248
Innerspring mattresses, excluding crib-size.....		337910-1	01/04	209.256	209.976	209.789	209.789	209.789
Other mattresses, including crib, foam, waterbed mattresses and mattress inserts.....		337910-4	06/83	248.689	249.662	249.662	249.662	249.662
Foundations, excl. innerspring units, hybrid-type flotation, ensembles, and adjustable units.....		337910-7	12/03	213.300	213.300	214.685	213.300	213.300
Secondary products and miscellaneous receipts.....		337910-SM						
Blind & shade mfg.....	33792		12/03	194.806	194.806	194.905	194.905	194.834
Blind and shade mfg.....	337920		06/84	295.739	295.739	295.890	295.890	295.781
Primary products.....		337920-P	06/84	311.327	311.327	311.489	311.489	311.372
Other blinds and shades, including curtain and drapery fixtures, poles and rods.....		337920-8	06/84	228.676	228.676	228.676	228.676	228.353
Secondary products and miscellaneous receipts.....		337920-SM						
Miscellaneous mfg.....	339		12/03	143.404	143.405	143.854	143.841	144.994
Medical equipment & supplies mfg.....	3391		12/03	130.760	130.743	131.143	130.833	131.452
Medical equipment & supplies mfg.....	33911		12/03	130.762	130.745	131.145	130.835	131.454
Surgical and medical instrument mfg.....	339112		06/82	150.366	150.141	150.288	150.121	150.760
Primary products.....		339112-P	06/82	151.541	151.305	151.507	151.333	151.989
Surgical and medical instruments.....		339112-0	06/82	145.226	145.000	145.193	145.027	145.655
Surgical and orthopedic instruments.....		339112-01	06/12	113.532	113.532	114.020	114.020	114.767
Surgical and medical catheters.....		339112-05	06/82	116.365	115.687	115.946	115.458	115.458
Other surgical and medical apparatus and instruments, excluding parts.....		339112-06	06/12	104.849	104.534	104.208	103.984	103.984
Parts for surgical and medical apparatus and instruments.....		339112-09	06/12	112.532	112.532	113.760	113.760	113.418
Secondary products and miscellaneous receipts.....		339112-SM						
Secondary products.....		339112-S	10/82	126.620	126.620	125.896	125.872	126.091
Surgical appliance and supplies mfg.....	339113		06/83	235.530	235.350	236.648	235.683	237.245
Primary products.....		339113-P	06/83	241.242	241.025	242.441	241.368	243.153

See footnotes at end of table.

Table 11. Producer price indexes for net output of selected industries and their products, not seasonally adjusted — Continued
[May 2023]

Title ¹	Industry code	Product code	Index base	Unadjusted index ²				
				Jan. 2023	Feb. 2023 ^P	Mar. 2023 ^P	Apr. 2023 ^P	May 2023 ^P
Surgical appliance and supplies mfg - Continued								
Medical and surgical appliances and supplies, incl. orthopedic, prosthetic, and therapeutic.....		339113-2	06/83	228.742	228.441	229.926	228.381	230.336
Artificial joints and limbs.....		339113-21	06/83	333.210	329.710	333.684	321.468	—
Other orthopedic and prosthetic appliances.....		339113-22	12/03	100.061	99.965	100.703	100.662	98.932
Other medical and surgical appliances and supplies.....		339113-27	12/03	140.602	140.736	141.430	141.382	141.995
Hospital beds and specialized hospital furniture.....		339113-4	12/11	—	—	139.455	139.455	140.915
Personal industrial and nonindustrial safety equipment and clothing.....		339113-6	06/83	290.783	290.977	292.780	294.083	294.040
Secondary products and miscellaneous receipts.....		339113-SM						
Secondary products.....		339113-S	06/83	166.092	166.238	166.577	166.578	166.139
Dental equipment and supplies mfg.....	339114		06/85	455.625	457.427	460.070	458.668	459.995
Primary products.....		339114-P	06/85	434.908	436.861	437.326	437.383	438.574
Dental professional equipment and supplies.....		339114-1	06/97	201.666	202.244	202.331	202.298	202.538
Professional dental equipment.....		339114-11	06/85	—	328.433	328.426	328.439	328.562
Professional dental supplies.....		339114-12	06/85	287.665	287.716	288.111	287.943	288.774
Secondary products and miscellaneous receipts.....		339114-SM						
Miscellaneous receipts.....		339114-M	06/85	—	—	—	—	—
Ophthalmic goods mfg.....	339115		12/83	172.773	174.092	174.092	174.092	174.092
Primary products.....		339115-P	12/83	169.804	171.000	171.000	171.000	171.000
Secondary products and miscellaneous receipts.....		339115-SM						
Other miscellaneous mfg.....	3399		12/85	215.143	215.184	215.877	216.440	219.017
Jewelry & silverware mfg.....	33991		12/85	259.479	257.343	258.793	262.468	263.982
Jewelry and silverware mfg.....	339910		12/11	122.374	121.366	122.050	123.784	124.498
Primary products.....		339910-P	12/11	122.455	121.429	122.124	123.885	124.612
Jewelry, gold and platinum.....		339910-1	12/85	268.777	263.417	265.790	269.832	272.791
Costume jewelry and novelties.....		339910-4	12/03	161.473	162.920	162.920	164.713	164.713
All other jewelry and personal goods (excluding costume).....		339910-8	12/11	118.763	119.153	118.634	120.200	120.273
Secondary products and miscellaneous receipts.....		339910-SM						
Miscellaneous receipts.....		339910-M	12/11	127.674	127.636	127.748	128.174	—
Sporting & athletic goods mfg.....	33992		12/03	138.879	139.154	139.215	139.320	139.822
Sporting and athletic goods mfg.....	339920		12/85	170.073	170.409	170.484	170.613	171.228
Primary products.....		339920-P	12/85	165.980	166.331	166.407	166.536	167.145
Other sporting and athletic goods.....		339920-A	12/85	175.256	176.430	176.430	176.430	176.430
Golf equipment, excluding apparel and shoes.....		339920-4	12/85	83.338	83.042	83.246	83.595	83.242
Playground equipment.....		339920-5	06/92	430.714	430.714	430.714	430.714	445.960
Gymnasium and exercise equipment.....		339920-7	06/92	152.809	152.809	152.809	152.809	152.809
Secondary products and miscellaneous receipts.....		339920-SM						
Secondary products.....		339920-S	12/85	252.298	250.670	250.670	250.670	252.016
Doll, toy & game mfg.....	33993		12/03	159.522	159.522	159.797	159.797	159.797
Doll, toy, and game mfg.....	339930		06/85	192.670	192.670	193.001	193.001	193.001
Primary products.....		339930-P	06/85	188.988	188.988	189.357	189.357	189.357
Models (operating & static), craft kits/supply, natural science kits, & collectors' miniatures.....		339930-6	06/85	271.906	271.906	271.906	271.906	271.906
Other nonelectronic toys, including parts.....		339930-8	06/85	196.346	196.346	196.346	196.346	196.346
Secondary products and miscellaneous receipts.....		339930-SM						
Office supplies (exc paper) mfg.....	33994		12/85	189.961	192.735	194.244	193.577	193.633
Office supplies, except paper, mfg.....	339940		12/11	129.984	131.882	132.915	132.458	132.497
Primary products.....		339940-P	12/11	125.846	127.811	128.874	128.400	128.438
Pens, mechanical pencils, markers, and associated parts.....		339940-1	12/85	204.668	208.861	219.358	219.358	219.358
Lead pencils, art goods, office supplies & small office equipment, excluding paper.....		339940-2	12/03	149.590	150.818	150.818	150.818	150.818
Marking devices.....		339940-3	12/85	185.510	185.572	187.165	187.165	187.165
Secondary products and miscellaneous receipts.....		339940-SM						
Miscellaneous receipts.....		339940-M	12/11	153.322	153.322	153.322	153.322	153.322
Secondary Products.....		339940-S	12/11	151.815	151.920	152.247	152.279	152.386
Sign mfg.....	33995		12/03	157.906	157.906	157.937	157.903	164.451
Sign mfg.....	339950		12/85	229.510	229.510	229.556	229.506	239.022
Primary products.....		339950-P	12/85	228.278	228.278	228.278	228.278	238.338
Electric signs and displays, including trade show exhibits.....		339950-1	12/85	196.064	196.064	—	—	—
Nonelectric signs and displays, including trade show exhibits.....		339950-4	12/85	273.882	273.882	273.882	273.882	286.410
Secondary products and miscellaneous receipts.....		339950-SM						
All other misc mfg.....	33999		12/03	161.547	161.604	162.374	162.780	163.314
Gasket, packing, and sealing device mfg.....	339991		12/85	232.293	232.312	232.503	232.613	233.765
Primary products.....		339991-P	12/85	240.205	240.205	240.418	240.544	241.824

See footnotes at end of table.

Table 11. Producer price indexes for net output of selected industries and their products, not seasonally adjusted — Continued
[May 2023]

Title ¹	Industry code	Product code	Index base	Unadjusted index ²					
				Jan. 2023	Feb. 2023 ^P	Mar. 2023 ^P	Apr. 2023 ^P	May 2023 ^P	
Gasket, packing, and sealing device mfg - Continued									
Compression packing.....		339991-1	12/85	308.657	308.657	308.657	308.657	308.657	
Molded packing and seals.....		339991-2	06/07	145.403	145.403	145.403	145.817	146.487	
Nonmetallic gaskets and gasketing.....		339991-3	12/85	274.708	274.708	275.429	275.429	275.429	
Metallic gaskets and machined seals.....		339991-7	12/85	283.699	283.699	283.699	283.699	288.574	
Rotary oil seals.....		339991-9	12/90	186.365	186.365	186.365	186.365	186.365	
Secondary products and miscellaneous receipts.....		339991-SM							
Miscellaneous receipts.....		339991-M	06/97	145.515	145.515	145.515	145.515	145.515	
Secondary products.....		339991-S	12/85	167.212	167.600	167.640	167.586	167.863	
Musical instrument mfg.....	339992		06/85	277.705	278.926	278.926	279.506	283.805	
Primary products.....		339992-P	06/85	278.447	279.677	279.677	280.261	284.593	
Nonelectronic pianos, organs, and nonelectronic pianos and organ parts, excluding benches.....		339992-A	12/09	163.013	163.013	163.013	163.013	—	
Other musical instruments and parts.....		339992-7	06/85	265.276	266.615	266.615	267.251	271.965	
Other electronic musical instruments, excluding electronic organs.....		339992-71	12/09	147.586	147.586	147.586	147.586	151.331	
Other nonelectronic musical instruments.....		339992-72	06/99	152.505	152.505	152.505	152.505	156.287	
Parts and accessories for other musical instruments, sold separately, excl. benches & cases.....		339992-73	06/85	214.822	—	—	—	—	
Secondary products and miscellaneous receipts.....		339992-SM							
Miscellaneous receipts.....		339992-M	06/85	289.817	289.817	289.817	289.817	289.817	
Fastener, button, needle, and pin mfg.....	339993		12/85	241.116	241.116	241.116	244.607	244.607	
Primary products.....		339993-P	12/85	246.903	246.903	246.903	250.446	250.446	
Fasteners, zippers, buttons, needles, pins, and buckles (except precious metal).....		339993-0	12/85	246.903	246.903	246.903	250.446	250.446	
Secondary products and miscellaneous receipts.....		339993-SM							
Broom, brush, and mop mfg.....	339994		12/85	210.713	212.771	212.771	212.999	213.076	
Primary products.....		339994-P	12/85	212.863	214.862	214.862	215.183	215.263	
Brooms, mops and dusters.....		339994-1	12/85	249.646	249.805	249.805	249.805	249.805	
Mops and dusters, including refills.....		339994-13	06/07	139.640	139.640	139.640	139.640	139.640	
Paint and varnish brushes, paint holders, pads, roller frames and rollers.....		339994-3	12/85	182.158	184.712	184.712	184.712	184.712	
Paint and varnish brushes.....		339994-31	06/07	131.730	133.132	133.132	133.132	133.132	
Paint holders, pads, roller frames and rollers.....		339994-32	06/07	111.603	113.506	113.506	113.506	113.506	
Other types of brushes.....		339994-5	12/85	217.027	219.782	219.782	220.362	220.508	
Personal brushes.....		339994-51	06/07	107.239	107.239	107.239	107.959	107.959	
All other types of brushes, except personal.....		339994-52	06/07	164.459	167.927	167.927	167.927	168.110	
Secondary and miscellaneous receipts.....		339994-SM							
Burial casket mfg.....	339995		12/84	487.117	487.117	487.117	512.116	512.116	
Primary products.....		339995-P	12/84	487.870	487.870	487.870	512.671	512.671	
Metal burial caskets and coffins, completely lined and trimmed, adult sizes only.....		339995-1	12/84	504.921	504.921	504.921	539.381	539.381	
Secondary products and miscellaneous receipts.....		339995-SM							
All other miscellaneous mfg.....	339999		12/85	207.252	206.846	208.741	208.897	209.208	
Primary products.....		339999-P	12/85	218.282	218.146	220.275	220.455	220.742	
Mirror and picture frames and framed pictures.....		339999-E	06/84	251.186	251.186	251.186	251.186	251.186	
All other miscellaneous fabricated products, incl. fire extinguishers and umbrellas.....		339999-L	12/85	262.811	262.577	266.227	266.536	267.028	
Candles, including tapers.....		339999-5	12/85	206.959	206.959	206.959	206.959	206.959	
Secondary products and miscellaneous receipts.....		339999-SM							
Secondary products.....		339999-S	12/85	179.283	173.165	173.358	173.297	174.519	
Services industries									
Merchant wholesalers, durable goods.....	423		06/04	194.163	194.884	198.609	201.151	199.693	
Motor vehicle and parts merchant wholesalers.....	4231		05/19	129.436	134.598	136.497	137.355	134.706	
Motor vehicle and parts merchant wholesalers.....	42310		05/19	129.439	134.599	136.497	137.366	134.718	
Motor vehicle and parts merchant wholesalers.....	423100		05/19	129.420	134.583	136.482	137.333	134.683	
Primary services.....		423100-P	02/09	166.049	172.913	175.438	175.094	171.572	
Motor vehicle and parts wholesaler services.....		423100-1	02/09	166.049	172.913	175.438	175.094	171.572	
Furniture and home furnishing merchant wholesalers.....	4232		05/19	144.603	142.679	149.276	150.858	150.858	
Furniture and home furnishing merchant wholesalers.....	42320		05/19	144.603	142.679	149.276	150.858	150.858	
Furniture and home furnishing merchant wholesalers.....	423200		05/19	144.621	142.698	149.293	150.875	150.875	
Primary services.....		423200-P	02/09	158.483	156.367	163.624	165.364	165.364	
Furniture and home furnishing wholesaler services.....		423200-1	02/09	158.483	156.367	163.624	165.364	165.364	
Lumber and other construction materials merchant wholesalers.....	4233		05/19	145.423	141.648	141.582	143.513	141.291	
Lumber and other construction materials merchant wholesalers.....	42330		05/19	145.423	141.648	141.582	143.513	141.291	
Lumber and other construction materials merchant wholesalers.....	423300		05/19	145.401	141.640	141.574	143.498	141.285	
Primary services.....		423300-P	02/09	155.013	150.951	150.885	152.977	150.569	
Lumber and other construction material wholesaler services.....		423300-1	02/09	155.013	150.951	150.885	152.977	150.569	

See footnotes at end of table.

Table 11. Producer price indexes for net output of selected industries and their products, not seasonally adjusted — Continued
 [May 2023]

Title ¹	Industry code	Product code	Index base	Unadjusted index ²				
				Jan. 2023	Feb. 2023 ^P	Mar. 2023 ^P	Apr. 2023 ^P	May 2023 ^P
Lumber and other construction materials merchant wholesalers - Continued								
Other receipts.....		423300-SM	05/19	141.568	140.266	140.043	140.054	140.104
Professional and commercial equipment and supplies merchant wholesalers.....	4234		05/19	119.393	119.521	119.980	116.657	116.280
Professional and commercial equipment and supplies merchant wholesalers.....	42340		05/19	119.393	119.521	119.980	116.657	116.280
Professional and commercial equipment and supplies merchant wholesalers.....	423400		05/19	119.613	119.790	120.252	116.938	116.562
Primary services.....		423400-P	02/09	147.431	145.031	145.483	140.595	140.067
Professional and commercial equipment and supplies wholesaler services.....		423400-1	02/09	147.431	145.031	145.483	140.595	140.067
Other receipts.....		423400-SM	05/19	—	—	116.542	117.723	—
Metal and mineral (except petroleum) merchant wholesalers.....	4235		05/19	153.327	157.220	176.949	179.671	178.519
Metal and mineral (except petroleum) merchant wholesalers.....	42350		05/19	153.327	157.220	176.949	179.671	178.519
Metal and mineral (except petroleum) merchant wholesalers.....	423500		05/19	153.406	157.301	177.053	179.799	178.718
Primary services.....		423500-P	02/09	222.555	228.204	257.061	261.394	260.951
Metals and minerals wholesaler services.....		423500-1	02/09	222.555	228.204	257.061	261.394	260.951
Household appliances and electrical and electronic goods merchant wholesalers.....	4236		05/19	139.681	137.543	140.349	148.404	149.270
Household appliances and electrical and electronic goods merchant wholesalers.....	42360		05/19	139.681	137.543	140.349	148.404	149.270
Household appliances and electrical and electronic goods merchant wholesalers.....	423600		05/19	139.727	137.577	140.404	148.397	149.264
Primary services.....		423600-P	02/09	157.164	153.317	159.057	159.785	160.904
Household appliances, electrical, and electronics wholesaler services.....		423600-1	02/09	157.164	153.317	159.057	159.785	160.904
Hardware, plumbing and heating equipment and supplies merchant wholesalers.....	4237		05/19	118.969	119.657	117.945	117.434	114.340
Hardware, plumbing and heating equipment and supplies merchant wholesalers.....	42370		05/19	118.969	119.657	117.945	117.434	114.340
Hardware, plumbing, and heating equipment and supplies merchant wholesalers.....	423700		05/19	118.301	118.985	117.282	116.775	113.698
Primary services.....		423700-P	02/09	136.191	136.982	135.015	134.428	130.873
Hardware, plumbing, and heating equipment and supplies wholesaler services.....		423700-1	02/09	136.191	136.982	135.015	134.428	130.873
Machinery, equipment, and supplies merchant wholesalers.....	4238		05/19	136.964	134.461	135.408	136.507	136.614
Machinery, equipment, and supplies merchant wholesalers.....	42380		05/19	136.964	134.461	135.408	136.507	136.614
Machinery and supply merchant wholesalers.....	423800		05/19	137.324	134.769	135.768	136.826	136.918
Primary services.....		423800-P	02/09	214.212	208.666	211.817	212.063	211.709
Machinery and supply wholesaler services.....		423800-1	02/09	214.212	208.666	211.817	212.063	211.709
Other receipts.....		423800-SM	05/19	119.960	122.009	118.513	123.289	124.736
Miscellaneous durable goods merchant wholesalers (except materials recyclers).....	4239		05/19	140.401	139.386	137.735	141.583	139.377
Miscellaneous durable goods merchant wholesalers (except materials recyclers).....	42390		05/19	140.401	139.386	137.735	141.583	139.377
Miscellaneous durable goods, except recyclable material, merchant wholesalers.....	423900		05/19	140.081	139.070	137.438	141.269	139.085
Primary services.....		423900-P	02/09	117.598	116.736	115.256	118.531	116.564
Miscellaneous durable goods wholesaler services.....		423900-1	02/09	117.598	116.736	115.256	118.531	116.564
Merchant wholesalers, nondurable goods.....	424		06/05	200.981	201.098	197.510	205.109	206.126
Paper and paper product merchant wholesalers.....	4241		01/21	159.653	158.418	160.576	161.136	162.087
Paper and paper product merchant wholesalers.....	42410		01/21	159.653	158.418	160.576	161.136	162.087
Paper and paper product merchant wholesalers.....	424100		01/21	159.648	158.423	160.608	161.198	162.131
Primary services.....		424100-P	02/09	205.975	204.470	207.480	208.456	209.532
Paper wholesaler services.....		424100-1	02/09	205.975	204.470	207.480	208.456	209.532
Wholesaling of paper and paper products.....		424100-11	02/09	206.922	205.412	207.318	207.518	207.945
Wholesaling of all other goods, except paper and paper products.....		424100-12	01/21	153.142	152.006	161.530	167.340	172.407
Drugs and druggists' sundries merchant wholesalers.....	4242		01/21	120.928	118.376	116.358	117.837	116.726
Drugs and druggists' sundries merchant wholesalers.....	42420		01/21	120.928	118.376	116.358	117.837	116.726
Drugs and druggists' sundries merchant wholesalers.....	424200		01/21	120.928	118.376	116.358	117.837	116.726
Primary products.....		424200-P	02/09	177.536	173.790	170.827	172.998	171.366
Wholesaling of pharmaceuticals.....		424200-1	02/09	178.280	171.311	165.670	171.860	169.977
Wholesaling of all other goods, except pharmaceuticals.....		424200-2	01/21	108.822	109.218	109.640	107.605	106.809
Apparel and piece goods merchant wholesalers.....	4243		01/21	93.659	100.265	94.756	100.970	100.523
Apparel and piece goods merchant wholesalers.....	42430		01/21	93.659	100.265	94.756	100.970	100.523
Apparel and piece goods merchant wholesalers.....	424300		01/21	93.659	100.265	94.756	100.970	100.523
Primary services.....		424300-P	02/09	115.774	123.954	117.132	124.819	124.265
Apparel wholesaler services.....		424300-1	02/09	115.774	123.954	117.132	124.819	124.265
Wholesaling of apparel.....		424300-11	02/09	121.779	132.865	126.806	130.092	131.132
Grocery and related product merchant wholesalers.....	4244		01/21	119.223	115.512	116.100	121.689	123.670
Grocery and related product merchant wholesalers.....	42440		01/21	119.223	115.512	116.100	121.689	123.670
Grocery and related product merchant wholesalers.....	424400		01/21	119.223	115.510	116.101	121.692	123.676

See footnotes at end of table.

Table 11. Producer price indexes for net output of selected industries and their products, not seasonally adjusted — Continued
 [May 2023]

Title ¹	Industry code	Product code	Index base	Unadjusted index ²				
				Jan. 2023	Feb. 2023 ^P	Mar. 2023 ^P	Apr. 2023 ^P	May 2023 ^P
Grocery and related product merchant wholesalers - Continued								
Primary services.....		424400-P	02/09	129.739	125.675	126.355	132.482	134.701
Grocery and related product wholesaler services.....		424400-1	02/09	129.739	125.675	126.355	132.482	134.701
Wholesaling of fresh meat, seafood, dairy, and fruits and vegetables.....		424400-11	06/13	131.446	129.203	134.262	136.832	147.250
Wholesaling of packaged frozen and canned foods.....		424400-12	06/13	167.286	170.595	172.318	173.601	172.391
Wholesaling of baked goods, non-alcoholic beverages, and all other groceries...		424400-13	06/13	137.816	134.202	129.601	146.156	144.383
Wholesaling of all other goods, except groceries.....		424400-14	01/21	170.941	131.148	135.936	132.249	132.287
Farm product raw material merchant wholesalers.....	424500		01/21	89.201	92.684	88.251	98.933	101.713
Primary services.....		424500-P	01/21	87.801	91.456	86.805	98.013	100.931
Farm product raw material wholesaler services.....		424500-1	01/21	87.801	91.456	86.805	98.013	100.931
Wholesaling of grain and field beans.....		424500-11	01/21	68.162	84.402	65.920	91.436	—
Wholesaling of all other goods.....		424500-13	12/22	107.577	89.603	108.815	94.382	97.191
Chemicals and allied products merchant wholesalers.....	4246		01/21	122.489	123.077	122.711	122.264	125.177
Chemicals and allied products merchant wholesalers.....	42460		01/21	122.489	123.077	122.711	122.264	125.177
Chemicals and allied products merchant wholesalers.....	424600		01/21	122.488	123.076	122.710	122.263	125.187
Primary services.....		424600-P	02/09	140.907	141.604	141.170	140.668	144.362
Wholesaling of chemicals, plastics, and allied products.....		424600-1	02/09	140.866	141.064	140.480	138.547	143.055
Wholesaling of all other goods, except chemicals, plastics, and allied products. ...		424600-2	01/21	133.028	135.812	136.044	141.688	141.688
Petroleum and petroleum products merchant wholesalers.....	4247		01/21	128.366	131.721	125.782	135.053	133.920
Petroleum and petroleum products merchant wholesalers.....	42470		01/21	128.366	131.721	125.782	135.053	133.920
Petroleum and petroleum products merchant wholesalers.....	424700		01/21	128.369	131.721	125.786	135.051	133.919
Primary services.....		424700-P	02/09	156.486	160.609	153.310	164.703	163.310
Wholesaling of petroleum products.....		424700-1	02/09	156.869	160.993	153.778	165.225	163.866
Wholesaling of all other goods, except petroleum products.....		424700-2	01/21	117.854	121.217	112.878	120.716	118.617
Beer, wine, and distilled alcoholic beverage merchant wholesalers.....	4248		01/21	121.274	121.665	120.008	121.137	120.886
Beer, wine, and distilled alcoholic beverage merchant wholesalers.....	42480		01/21	121.274	121.665	120.008	121.137	120.886
Beer, wine, and distilled alcoholic beverage merchant wholesalers.....	424800		01/21	121.274	121.665	120.008	121.137	120.886
Primary services.....		424800-P	02/09	153.150	153.644	151.551	152.977	152.659
Alcoholic beverage wholesaler services.....		424800-1	02/09	153.150	153.644	151.551	152.977	152.659
Wholesaling of beer, wine, and distilled alcoholic beverages.....		424800-11	02/09	153.686	153.960	151.843	153.347	153.023
Wholesaling of all other goods, except alcoholic beverages.....		424800-12	01/21	105.849	112.779	111.802	110.651	110.570
Miscellaneous nondurable goods merchant wholesalers.....	4249		01/21	133.526	137.338	136.063	136.598	140.742
Miscellaneous nondurable goods merchant wholesalers.....	42490		01/21	133.526	137.338	136.063	136.598	140.742
Miscellaneous nondurable goods merchant wholesalers.....	424900		01/21	133.526	137.338	136.063	136.598	140.743
Primary services.....		424900-P	02/09	192.370	197.917	196.062	196.840	202.478
Miscellaneous nondurable good wholesaler services.....		424900-1	02/09	192.370	197.917	196.062	196.840	202.478
Material recyclers.....	429930		12/86	411.650	425.698	458.820	445.244	421.864
Primary products.....		429930-P	12/86	408.051	426.205	464.237	449.939	422.612
Ferrous metal scrap.....		429930-1	12/86	500.688	530.592	594.659	570.621	523.681
Carbon steel scrap.....		429930-11	12/86	516.175	547.473	624.424	599.485	546.929
Heavy melting scrap.....		429930-111	12/86	530.467	583.466	630.978	589.426	523.825
Carbon steel scrap bundles.....		429930-112	12/86	509.079	539.445	651.467	651.467	625.367
Shredded carbon steel scrap.....		429930-113	12/86	348.308	374.322	428.856	415.867	388.081
Cut plate and structural scrap.....		429930-114	12/86	544.766	578.603	634.307	610.029	555.476
Other carbon steel scrap.....		429930-115	12/86	—	—	591.187	—	—
Stainless and alloy steel scrap.....		429930-12	12/86	645.102	676.976	614.306	609.176	606.161
Other ferrous scrap.....		429930-14	06/06	129.172	—	—	—	—
Nonferrous metal scrap.....		429930-2	12/86	529.250	515.821	504.580	508.854	508.050
Copper base scrap.....		429930-21	12/86	653.299	662.154	664.111	668.769	639.970
No 1 copper wire, heavy.....		429930-211	12/86	518.211	522.113	523.421	523.423	501.779
No 2 copper wire, mixed.....		429930-212	12/86	843.457	842.240	845.302	849.694	814.389
Yellow brass scrap.....		429930-213	12/86	662.787	692.181	694.722	714.418	679.406
Used beverage can scrap.....		429930-223	12/86	203.483	221.531	221.300	212.334	201.996
Other old aluminum base scrap.....		429930-224	12/86	186.002	190.378	—	191.887	—
Other nonferrous scrap (including lead, zinc and precious metals).....		429930-23	12/86	2,812.829	2,508.187	2,391.363	2,455.851	2,649.014
Recyclable paper.....		429930-3	12/86	90.117	97.182	96.760	102.652	108.622
News and other low grade recyclable paper.....		429930-31	12/86	87.726	87.726	89.770	85.938	86.576
Corrugated recyclable paper.....		429930-33	12/86	49.875	58.165	59.116	67.911	72.250
High grade recyclable paper (including pulp substitutes and deinking).....		429930-34	12/86	149.460	144.932	137.574	127.279	135.204
Recyclable materials, excluding metals and paper.....		429930-4	12/86	226.840	213.640	209.720	196.092	193.211
Recyclable plastics.....		429930-42	06/96	92.379	91.720	89.573	92.144	—
Other receipts.....		429930-SM1						
Motor vehicle and parts dealers.....	441		12/03	190.936	190.207	191.426	189.225	192.161

See footnotes at end of table.

Table 11. Producer price indexes for net output of selected industries and their products, not seasonally adjusted — Continued
 [May 2023]

Title ¹	Industry code	Product code	Index base	Unadjusted index ²				
				Jan. 2023	Feb. 2023 ^P	Mar. 2023 ^P	Apr. 2023 ^P	May 2023 ^P
Motor vehicle and parts dealers - Continued								
Automobile dealers.....	4411		12/03	182.415	182.531	184.289	181.739	185.156
New car dealers.....	44111		12/99	201.351	201.480	203.421	200.605	204.378
New car dealers.....	441110		12/99	200.614	200.644	202.840	199.691	203.869
Primary services.....		441110-P	12/99	192.169	191.996	194.645	190.913	195.789
Vehicle sales.....		441110-1	12/99	146.581	146.307	148.600	144.777	149.558
New vehicle sales.....		441110-101	12/99	203.873	201.108	202.540	195.635	203.183
Used vehicle sales.....		441110-102	12/99	102.126	110.780	118.897	122.126	122.126
Service labor and parts.....		441110-2	12/99	230.646	231.217	232.899	233.800	233.800
Other receipts.....		441110-SM	12/99	278.597	279.988	279.410	279.792	279.792
Recreational vehicle dealers.....	44121		06/01	163.596	157.239	168.303	161.425	154.279
Recreational vehicle dealers.....	441210		06/01	163.596	157.239	168.303	161.425	154.279
Primary services.....		441210-P	06/01	163.397	156.671	168.356	161.163	153.603
Recreational vehicle dealer services.....		441210-1	06/01	163.397	156.671	168.356	161.163	153.603
Boat dealers.....	441222		06/01	209.373	205.870	198.276	196.261	196.261
Primary services.....		441222-P	06/01	208.012	204.209	195.963	193.775	193.775
Boat dealer services.....		441222-1	06/01	208.012	204.209	195.963	193.775	193.775
Other receipts.....		441222-SM3	12/22	—	—	100.000	100.000	100.000
Automotive parts, accessories and tire retailers.....	4413		12/01	240.324	237.683	236.383	236.738	240.691
Automotive parts and accessories retailers.....	44133		12/03	263.912	262.899	258.160	257.974	266.430
Automotive parts and accessories retailers.....	441330		12/03	263.912	262.899	258.160	257.974	266.430
Primary services.....		441330-P	12/03	263.916	262.903	258.164	257.978	266.434
Automotive parts and accessories store services, in-store retailing.....		441330-A	12/03	263.916	262.903	258.164	257.978	266.434
Tire dealers.....	44134		12/03	176.784	172.370	175.747	176.763	174.284
Tire dealers.....	441340		12/03	176.784	172.370	175.747	176.763	174.284
Primary services.....		441340-P	12/03	176.951	172.533	175.913	176.930	174.449
Tire dealer services, in-store retailing.....		441340-A	12/03	176.951	172.533	175.913	176.930	174.449
Building material & garden supply retailers.....	444		12/03	200.740	206.939	208.711	208.190	203.884
Building material and supplies dealers.....	4441		12/03	202.840	211.059	210.283	210.272	206.104
Building material and supplies dealers.....	44410		12/03	202.844	211.062	210.286	210.276	206.107
Building materials and supplies dealers.....	444100		05/19	135.028	140.498	139.982	139.975	137.200
Primary services.....		444100-P	05/19	134.839	140.303	139.787	139.780	137.009
Building materials and supplies dealer services, in-store retailing.....		444100-A	05/19	135.303	131.523	130.876	130.867	127.388
Retailing of building materials, paint, and hardware.....		444100-A1	05/19	134.832	130.813	129.616	127.812	125.440
Retailing of all other goods.....		444100-A2	05/19	137.025	134.140	135.552	142.263	134.639
Lawn and garden equip and supplies retailers.....	4442		12/03	190.999	188.260	201.287	198.517	193.611
Nursery, garden, and farm supply retailers.....	44424		12/03	191.000	188.261	201.289	198.518	193.612
Nursery, garden, and farm supply retailers.....	444240		12/02	204.502	201.569	215.517	212.551	207.298
Primary services.....		444240-P	12/02	204.591	201.657	215.611	212.644	207.388
Nursery, garden center, and farm supply store services, in-store retailing.....		444240-A	12/02	204.591	201.657	215.611	212.644	207.388
Food and beverage retailers.....	445		12/99	254.386	256.366	259.321	259.621	258.269
Grocery retailers.....	4451		12/03	218.923	221.137	223.952	224.246	222.959
Grocery (except convenience) retailers.....	44511		12/03	218.923	221.137	223.952	224.246	222.959
Supermarkets and other grocery stores.....	445110		12/99	261.250	263.891	267.250	267.602	266.066
Primary services.....		445110-P	12/99	261.113	263.753	267.110	267.462	265.926
Supermarket and other grocery store services.....		445110-3	12/99	258.639	261.253	264.579	264.927	263.406
Retailing of food and beverage products.....		445110-32	01/17	135.353	136.497	138.461	138.136	137.800
Retailing of fresh meats.....		445110-321	12/99	340.872	339.026	352.677	353.413	348.453
Retailing of fresh fruits and vegetables.....		445110-322	12/99	235.309	242.720	250.070	230.153	245.322
Retailing of bakery products.....		445110-323	12/99	221.790	222.725	226.958	232.051	229.276
Retailing of dairy products.....		445110-324	12/99	239.616	243.511	238.083	234.508	213.367
Retailing of deli products.....		445110-325	12/99	175.342	177.910	175.156	176.988	178.629
Retailing of frozen food products.....		445110-326	12/99	146.572	147.165	148.950	151.200	147.276
Retailing of alcoholic beverages.....		445110-327	01/17	145.053	143.645	142.828	141.570	139.295
Retailing of all other food and beverage products.....		445110-328	12/99	267.456	269.241	274.413	279.277	281.288
Retailing of nonfood products.....		445110-33	01/17	134.163	136.662	137.250	140.013	136.883
Retailing of cleaning and paper products.....		445110-331	01/17	140.881	143.565	145.058	152.710	145.744
Retailing of health and beauty products.....		445110-332	12/99	252.941	264.539	264.692	273.362	271.974
Retailing of all other nonfood products.....		445110-333	01/17	138.943	137.894	138.668	137.886	133.690
Specialty food retailers.....	4452		12/03	253.864	254.409	249.664	247.187	244.862

See footnotes at end of table.

Table 11. Producer price indexes for net output of selected industries and their products, not seasonally adjusted — Continued
 [May 2023]

Title ¹	Industry code	Product code	Index base	Unadjusted index ²				
				Jan. 2023	Feb. 2023 ^P	Mar. 2023 ^P	Apr. 2023 ^P	May 2023 ^P
Specialty food retailers - Continued								
Specialty food retailers.....	445200		12/03	253.861	254.407	249.661	247.185	244.860
Primary services.....		445200-P	12/03	254.146	254.694	249.921	247.430	245.103
Specialty food retailer services, in-store retailing.....		445200-A	12/03	254.146	254.694	249.921	247.430	245.103
Beer, wine, and liquor retailers.....	4453		06/00	142.590	141.294	144.069	144.992	145.276
Beer, wine, and liquor retailers.....	44532		06/00	142.590	141.294	144.069	144.992	145.276
Beer, wine, and liquor retailers.....	445320		06/00	142.590	141.294	144.069	144.992	145.276
Primary services.....		445320-P	06/00	142.641	141.345	144.121	145.044	145.328
Beer, wine, and liquor retailer services, in-store retailing.....		445320-A	06/00	142.641	141.345	144.121	145.044	145.328
Retailing of beer, wine, and liquor.....		445320-A1	06/14	109.400	106.865	109.225	110.017	111.062
Retailing of all other goods and sales of prepared foods.....		445320-A2	06/14	149.785	161.368	162.338	162.607	155.954
Furniture, home furnishings, electronics, and appliance retailers.....	449		12/22	108.969	107.250	107.917	107.941	106.798
Furniture and Home Furnishings Retailers.....	4491		12/22	105.484	105.470	103.328	103.204	103.458
Furniture retailers.....	44911		12/03	198.368	196.947	189.959	190.088	190.518
Furniture retailers.....	449110		06/03	201.095	199.666	192.561	192.662	193.125
Primary services.....		449110-P	06/03	204.402	203.035	195.668	195.559	196.225
Furniture retailer services, in-store retailing.....		449110-A	06/03	204.402	203.035	195.668	195.559	196.225
Other receipts.....		449110-SM	12/22	99.902	98.019	96.490	99.438	96.993
Floor covering retailers.....	44912		12/03	215.200	219.648	225.011	223.725	224.264
Floor covering retailers.....	449121		06/03	218.364	222.877	228.319	227.014	227.561
Primary services.....		449121-P	06/03	218.364	222.877	228.319	227.014	227.561
Floor covering retailer services, in-store retailing.....		449121-A	06/03	218.364	222.877	228.319	227.014	227.561
Electronics and appliance retailers.....	4492		12/03	95.819	91.747	96.658	96.906	93.791
Electronics and appliance retailers.....	44921		12/03	95.863	91.790	96.702	96.951	93.834
Electronics and appliance retailers.....	449210		12/11	107.431	102.866	108.371	108.650	105.157
Primary products.....		449210-P	12/11	107.339	102.778	108.279	108.557	105.068
Electronics and appliance retailers services, in-store retailing.....		449210-A	12/11	108.994	99.943	103.082	103.091	99.557
Retailing of entertainment and communication products.....		449210-A1	12/11	91.362	75.488	76.917	78.111	76.745
Retailing of computers, hardware, software, and supplies.....		449210-A2	06/03	55.238	54.651	53.182	53.409	52.929
Retailing of major household appliances.....		449210-A3	05/19	127.868	128.189	127.255	129.628	128.314
Retailing of all other goods.....		449210-A4	12/11	146.186	138.574	157.862	154.031	140.150
Electronic and appliance retailers services, online retailing.....		449210-B	12/22	113.180	116.478	126.767	127.563	123.866
General merchandise retailers.....	455		12/03	154.189	151.872	155.866	155.433	156.467
Department stores.....	4551		12/03	146.912	146.114	163.647	156.278	157.231
Department stores.....	45511		12/03	146.912	146.114	163.647	156.278	157.231
Department stores.....	455110		12/17	124.466	123.790	138.644	132.401	133.208
Primary services.....		455110-P	12/17	126.092	125.407	140.456	134.131	134.949
Department store services, in-store retailing.....		455110-A	12/17	127.138	126.035	130.124	128.170	127.514
Department store services, online retailing.....		455110-B	12/22	100.953	101.131	132.745	119.874	123.142
Other general merchandise retailers.....	4552		12/03	153.273	150.740	152.475	153.178	154.211
Other general merchandise retailers.....	45521		12/03	153.311	150.777	152.513	153.216	154.249
Warehouse clubs, supercenters, and other general merchandise retailers.....	455210		12/03	153.333	150.800	152.535	153.238	154.271
Primary services.....		455210-P	12/03	151.592	149.078	150.800	151.497	152.522
Warehouse clubs, supercenters, and other general merch. retailer services, in-store retailing.....		455210-A	12/03	150.750	157.197	160.615	162.003	164.038
Warehouse clubs and supercenters.....		455210-A1	12/03	140.965	147.923	151.577	153.040	155.175
All other general merchandise stores.....		455210-A2	12/03	158.281	156.900	156.462	156.481	156.573
Health and personal care retailers.....	456		12/03	146.281	143.709	145.676	147.657	148.090
Health and personal care retailers.....	4561		12/03	146.358	143.784	145.752	147.734	148.167
Pharmacies and drug retailers.....	45611		06/00	170.525	167.106	169.425	172.654	173.248
Pharmacies and drug retailers.....	456110		06/00	170.525	167.105	169.424	172.654	173.247
Primary services.....		456110-P	06/00	170.372	166.956	169.273	172.499	173.092
Pharmacy and drug retailer services, in-store retailing.....		456110-A	06/00	169.095	163.599	168.715	170.867	171.821
Retailing of prescription drugs.....		456110-A1	06/00	196.345	187.874	193.047	196.003	197.478
Retailing of over-the-counter drugs and all other goods.....		456110-A2	06/00	166.024	165.969	172.951	173.898	173.896
Retailing of over-the-counter drugs.....		456110-A21	06/00	129.982	130.860	149.738	149.326	149.318
Retailing of all other goods.....		456110-A22	06/00	177.207	176.763	178.622	180.115	180.114
Optical goods retailers.....	45613		12/03	116.769	116.769	116.769	113.545	113.240
Optical goods retailers.....	456130		06/00	119.755	119.755	119.755	116.472	116.168
Primary services.....		456130-P	06/00	117.413	117.413	117.413	114.075	113.730

See footnotes at end of table.

Table 11. Producer price indexes for net output of selected industries and their products, not seasonally adjusted — Continued
[May 2023]

Title ¹	Industry code	Product code	Index base	Unadjusted index ²				
				Jan. 2023	Feb. 2023 ^p	Mar. 2023 ^p	Apr. 2023 ^p	May 2023 ^p
Optical goods retailers - Continued								
Optical goods retailer services, in-store retailing.....		456130-A	06/00	117.413	117.413	117.413	114.075	113.730
Food (health) supplement retailers.....	456191		12/99	245.598	246.180	253.718	247.332	247.710
Primary services.....		456191-P	12/99	245.649	246.231	253.770	247.383	247.761
Food (health) supplement store services, in-store retailing.....		456191-A	12/99	245.649	246.231	253.770	247.383	247.761
Gasoline Stations and Fuel Dealers.....	457		12/22	91.149	90.995	83.655	82.951	90.462
Gasoline stations.....	4571		06/01	172.244	169.690	153.718	154.108	169.375
Gasoline stations.....	45710		06/01	172.244	169.690	153.718	154.108	169.375
Gasoline stations.....	457100		05/19	153.099	150.850	136.641	136.984	150.567
Primary products.....		457100-P	05/19	154.973	153.356	138.585	138.821	152.949
Gasoline station services.....		457100-1	05/19	154.973	153.356	138.585	138.821	152.949
Retailing of automotive fuels and lubricants.....		457100-11	05/19	188.014	183.308	155.761	156.363	177.139
Retailing of all other goods, sales of prepared foods, and repair services.....		457100-12	12/12	118.279	121.319	125.038	124.726	129.848
Fuel dealers.....	4572		06/00	287.246	309.946	308.342	288.503	301.170
Fuel dealers.....	45721		06/00	287.246	309.946	308.342	288.503	301.170
Fuel dealers.....	457210		06/00	287.238	309.937	308.333	288.495	301.162
Primary services.....		457210-P	06/00	299.731	323.738	322.041	301.061	314.457
Fuel dealer services.....		457210-1	06/00	299.731	323.738	322.041	301.061	314.457
Clothing and clothing accessories retailers.....	458		12/03	142.666	157.446	157.745	149.364	148.814
Clothing retailers.....	4581		12/03	134.681	148.184	150.423	141.044	140.244
Clothing retailers.....	45811		12/03	134.681	148.184	150.423	141.044	140.244
Clothing and clothing accessories retailers.....	458110		05/15	108.681	119.577	121.384	113.816	113.170
Primary services.....		458110-P	05/15	108.681	119.577	121.384	113.816	113.170
Clothing and clothing accessories retailer services, in-store retailing.....		458110-A	05/15	108.523	116.262	118.012	111.191	109.882
Retailing of apparel.....		458110-A1	05/15	108.381	118.309	116.863	111.457	111.410
Retailing of men's apparel.....		458110-A11	05/15	114.107	123.908	126.951	118.773	118.260
Retailing of women's apparel.....		458110-A12	05/15	107.636	116.556	113.048	108.930	109.842
Retailing of children's apparel.....		458110-A13	05/15	104.176	119.798	119.263	112.986	109.106
Retailing of all other goods.....		458110-A2	05/15	109.532	111.662	121.675	111.163	106.585
Clothing and clothing accessories retailer services, online retailing.....		458110-B	12/22	-	136.076	138.208	-	-
Shoe retailers.....	4582		12/03	130.496	157.945	152.607	142.814	142.693
Shoe retailers.....	45821		12/03	130.496	157.945	152.607	142.814	142.693
Shoe retailers.....	458210		06/02	133.128	161.131	155.685	145.694	145.571
Primary services.....		458210-P	06/02	133.128	161.131	155.685	145.694	145.571
Shoe retailer services, in-store retailing.....		458210-A	06/02	133.128	161.131	155.685	145.694	145.571
Jewelry retailers.....	4583		12/03	188.213	189.688	188.987	187.914	187.951
Jewelry retailers.....	45831		12/03	191.552	193.052	192.339	191.247	191.285
Jewelry retailers.....	458310		06/00	208.102	209.732	208.957	207.771	207.813
Primary services.....		458310-P	06/00	208.479	210.112	209.336	208.147	208.189
Jewelry retailer services, in-store retailing.....		458310-A	06/00	209.402	211.447	210.475	208.986	209.038
Sporting goods and hobby retailers.....	4591		12/03	122.280	122.692	123.052	125.374	130.695
Sporting goods retailers.....	45911		12/03	152.929	153.434	154.171	158.179	167.363
Sporting goods retailers.....	459110		06/00	159.553	160.080	160.849	165.029	174.605
Primary services.....		459110-P	06/00	160.626	161.167	161.958	166.255	176.289
Sporting goods store services, in-store retailing.....		459110-A	06/00	159.194	159.470	160.526	166.267	179.674
Retailing of sporting goods.....		459110-A1	12/13	126.388	131.352	127.636	127.068	132.199
Hobby, toy, and game retailers.....	45912		12/03	82.569	82.860	82.695	82.695	82.695
Hobby, toy, and game retailers.....	459120		06/00	83.621	83.916	83.749	83.749	83.749
Primary services.....		459120-P	06/00	83.563	83.858	83.691	83.691	83.691
Hobby, toy, and game store services, in-store retailing.....		459120-A	06/00	83.588	83.562	83.562	83.501	83.501
Retailing of hobby and craft goods, toys, and games (including video games).....		459120-A1	12/13	85.761	85.719	85.719	85.607	85.607
Retailing of all other goods.....		459120-A2	12/13	69.675	69.675	69.675	69.689	69.689
Book retailers and news dealers.....	4592		12/03	134.447	130.759	133.616	133.620	134.000
Book retailers and news dealers.....	45921		12/03	148.175	144.111	147.259	147.263	147.683
Book retailers and news dealers.....	459210		06/00	184.269	179.214	183.130	183.134	183.656
Primary services.....		459210-P	06/00	184.150	179.090	183.010	183.015	183.536
Book retailer and news dealer services, in-store retailing.....		459210-A	06/00	187.006	180.168	185.465	185.472	186.000
Retailing of books.....		459210-A1	06/14	131.460	125.015	129.711	129.711	129.711
Retailing of all other goods.....		459210-A2	06/14	112.091	111.526	112.605	112.618	113.736

See footnotes at end of table.

Table 11. Producer price indexes for net output of selected industries and their products, not seasonally adjusted — Continued
 [May 2023]

Title ¹	Industry code	Product code	Index base	Unadjusted index ²				
				Jan. 2023	Feb. 2023 ^P	Mar. 2023 ^P	Apr. 2023 ^P	May 2023 ^P
Book retailers and news dealers - Continued								
Office supplies, stationery, and gift retailers.	4594		12/03	173.802	174.410	174.173	179.832	175.538
Office supplies, stationery, and gift retailers.	45940		12/03	173.802	174.410	174.173	179.832	175.538
Office supplies, stationery, and gift retailers.	459400		05/19	119.018	119.435	119.272	123.148	120.207
Primary services.		459400-P	05/19	119.018	119.435	119.272	123.148	120.207
Office supplies, stationery, and gift retailer services, in-store retailing.		459400-A	05/19	119.087	119.761	119.498	125.773	127.275
Air transportation.	481		12/92	269.494	263.375	272.303	272.652	263.845
Scheduled air transportation.	4811		12/89	331.714	323.221	335.488	335.615	323.520
Scheduled air transportation.	48111		12/89	331.714	323.221	335.488	335.615	323.520
Scheduled passenger air transportation.	481111		12/89	337.889	328.393	341.979	342.389	329.670
Primary services.		481111-P	12/89	368.979	358.610	373.445	373.893	360.004
Domestic.		481111-1	12/89	375.685	379.192	395.582	398.052	387.689
Domestic first class, including business.		481111-101	12/99	186.048	194.484	201.935	203.945	200.569
Domestic coach.		481111-102	12/99	214.786	216.117	225.554	226.888	220.786
International.		481111-2	12/89	303.898	269.604	279.473	276.153	257.795
International first class, including business.		481111-201	09/18	116.310	116.566	121.324	117.377	104.871
International coach.		481111-202	12/89	309.956	271.259	281.052	278.409	261.208
Scheduled freight air transportation.	481112		12/03	179.408	186.620	178.084	174.204	173.172
Primary services.		481112-P	12/87	171.940	174.455	168.523	167.257	167.209
Scheduled freight air transportation services.		481112-1	12/87	179.646	182.431	176.620	174.675	174.177
Domestic scheduled freight air transportation services.		481112-101	12/14	116.249	120.197	116.966	117.597	115.582
International scheduled freight air transportation services.		481112-102	12/14	77.037	77.169	74.415	72.644	73.270
Scheduled mail air transportation services.		481112-2	12/87	150.206	150.260	139.662	147.195	153.362
Nonscheduled air transportation.	4812		12/96	202.265	203.207	202.552	204.556	205.168
Nonscheduled air transportation.	48121		12/96	202.265	203.207	202.552	204.556	205.168
Nonscheduled air passenger chartering.	481211		06/92	205.350	206.696	207.785	210.076	210.952
Primary services.		481211-P	12/00	164.974	166.185	166.959	169.020	169.809
Domestic nonscheduled air passenger services.		481211-1	06/08	119.186	120.255	120.777	121.035	121.730
International nonscheduled air passenger services.		481211-2	06/08	110.604	110.604	111.277	117.820	117.820
Nonscheduled air freight chartering.	481212		06/08	148.419	148.424	144.835	145.853	145.853
Primary services.		481212-P	06/08	145.855	145.861	142.196	143.236	143.236
Domestic nonscheduled air freight services.		481212-1	06/08	196.895	196.895	196.895	196.895	196.895
International nonscheduled air freight services.		481212-2	06/08	107.794	107.806	100.049	102.250	102.250
Rail transportation.	482		12/96	234.463	232.367	231.944	231.485	229.413
Rail transportation.	4821		12/96	234.463	232.367	231.944	231.485	229.413
Rail transportation.	48211		12/96	234.463	232.367	231.944	231.485	229.413
Line-haul railroads.	482111		12/84	261.529	259.191	258.719	258.207	255.895
Primary services.		482111-P	12/84	261.529	259.191	258.719	258.207	255.895
Freight rail transportation.		482111-4	05/15	130.826	129.624	129.381	129.118	127.928
Carload freight rail transportation.		482111-411	12/96	236.323	234.498	234.103	234.691	234.397
Intermodal freight rail transportation.		482111-412	12/96	223.984	220.646	220.064	215.692	206.810
Passenger rail transportation.		482111-5	12/96	181.801	181.801	181.801	181.801	181.801
Coach service class.		482111-506	06/05	164.929	164.929	164.929	164.929	164.929
All other service classes.		482111-507	06/05	157.022	157.022	157.022	157.022	157.022
Water transportation.	483		12/03	196.336	198.656	193.502	192.439	194.558
Deep sea freight transportation.	483111		06/88	433.237	446.935	433.850	428.886	428.749
Primary services.		483111-P	06/88	442.591	456.584	443.217	438.145	438.005
Deep sea freight transportation services.		483111-5	06/88	442.591	456.584	443.217	438.145	438.005
Coastal and Great Lakes freight transport.	483113		12/03	219.927	218.841	212.347	212.495	211.633
Primary services.		483113-P	12/03	213.669	212.579	206.270	206.418	205.554
Coastal and intercoastal freight transportation.		483113-1	12/03	187.918	186.819	179.153	179.683	179.863
Great Lakes - St. Lawrence Seaway freight transportation.		483113-2	12/91	238.795	237.559	237.196	235.038	229.030
Coastal and intercoastal towing transportation.		483113-3	12/03	276.970	276.158	272.556	272.556	270.712
Inland water transportation.	4832		12/03	193.335	193.977	194.075	192.820	213.458
Inland water transportation.	48321		12/03	193.339	193.981	194.079	192.824	213.462
Inland water freight transportation.	483211		12/90	245.267	246.081	246.206	244.613	270.795
Primary services.		483211-P	12/90	249.743	250.587	250.712	249.056	276.345
Inland water freight transportation services.		483211-3	12/90	249.743	250.587	250.712	249.056	276.345
Truck transportation.	484		12/03	191.078	193.339	194.136	185.050	182.192
General freight trucking.	4841		12/03	200.060	203.435	205.053	193.234	188.899

See footnotes at end of table.

Table 11. Producer price indexes for net output of selected industries and their products, not seasonally adjusted — Continued
 [May 2023]

Title ¹	Industry code	Product code	Index base	Unadjusted index ²				
				Jan. 2023	Feb. 2023 ^P	Mar. 2023 ^P	Apr. 2023 ^P	May 2023 ^P
General freight trucking - Continued								
General freight trucking, local.....	48411		12/03	185.620	184.781	174.015	173.412	161.729
General freight trucking, local.....	484110		12/03	185.642	184.804	174.037	173.433	161.752
Primary services.....		484110-P	06/93	199.732	197.607	184.263	184.397	164.446
General freight trucking services, local.....		484110-1	06/93	199.732	197.607	184.263	184.397	164.446
General freight trucking, local, truckload.....		484110-15	06/09	137.685	137.436	124.588	124.333	104.904
General freight trucking, local, less than truckload.....		484110-16	06/09	152.886	148.089	147.392	148.402	147.932
Other receipts.....		484110-SM	12/03	202.241	202.830	—	—	—
General freight trucking, long-distance.....	48412		12/03	203.056	207.723	213.117	197.948	195.890
General freight trucking, long-distance TL.....	484121		12/03	187.156	194.459	202.307	184.407	181.761
Primary services.....		484121-P	06/92	199.930	193.505	188.045	182.593	179.273
General freight trucking, long-distance, truckload.....		484121-2	06/92	199.930	193.505	188.045	182.593	179.273
General freight trucking, long-distance LTL.....	484122		12/03	240.539	236.298	233.331	228.176	228.220
Primary services.....		484122-P	06/92	405.547	398.398	393.394	384.703	384.778
General freight trucking, long-distance less than truckload.....		484122-1	06/92	405.547	398.398	393.394	384.703	384.778
Specialized freight trucking.....	4842		12/03	172.603	172.098	170.867	168.732	169.800
Used household and office goods moving.....	48421		12/03	168.251	166.036	164.566	163.459	171.719
Used household and office goods moving.....	484210		12/03	168.213	165.999	164.529	163.422	171.680
Primary services.....		484210-P	12/03	171.399	169.142	167.645	166.516	174.931
Used household and office goods moving, except local.....		484210-2	06/92	267.713	262.399	258.872	256.215	264.772
Residential moving services, except local.....		484210-21	09/15	144.413	141.585	139.367	138.098	143.699
Commercial and other goods moving services, except local.....		484210-22	09/15	121.862	119.246	119.246	117.199	116.085
Used household and office goods moving, local.....		484210-4	12/03	144.443	144.443	144.443	144.443	156.407
Residential moving services, local.....		484210-41	09/15	125.272	125.272	125.272	125.272	137.214
Commercial and other goods moving services, local.....		484210-42	09/15	117.393	117.393	117.393	117.393	118.879
Specialized freight (except used) trucking, local.....	48422		12/03	180.176	180.184	179.934	179.631	178.588
Specialized freight (except used goods) trucking, local.....	484220		12/03	180.186	180.194	179.943	179.641	178.598
Primary services.....		484220-P	06/93	218.258	218.271	217.889	217.430	215.842
Specialized freight (except used goods) trucking, local.....		484220-6	06/93	218.258	218.271	217.889	217.430	215.842
Local hazardous materials trucking (except waste).....		484220-601	06/13	133.762	132.801	131.476	129.723	129.723
Local agricultural products trucking without storage.....		484220-602	06/13	106.233	106.233	106.233	106.233	100.633
Dump trucking.....		484220-603	06/13	147.011	147.411	147.411	147.411	147.411
Local specialized trucking without storage.....		484220-604	06/13	122.145	122.145	122.062	122.062	122.062
Specialized freight (except used) trucking, long-distance.....	48423		12/03	166.617	166.248	164.156	159.872	160.331
Specialized freight (except used goods) trucking, long-distance.....	484230		12/03	166.623	166.254	164.163	159.878	160.337
Primary services.....		484230-P	06/01	164.098	163.609	161.485	156.799	157.413
Specialized freight (except used goods) trucking, long-distance.....		484230-6	06/01	164.098	163.609	161.485	156.799	157.413
Agricultural products trucking, long-distance.....		484230-602	06/13	148.777	147.382	146.444	144.686	142.833
All other specialized trucking, long-distance.....		484230-603	06/13	129.731	129.467	127.660	123.632	124.431
Pipeline Transportation.....	486		05/22	106.867	108.195	108.195	107.067	107.297
Pipeline transportation of crude oil.....	4861		12/03	280.637	280.637	280.637	271.673	271.673
Pipeline transportation of crude oil.....	48611		12/03	280.637	280.637	280.637	271.673	271.673
Pipeline transportation of crude oil.....	486110		06/86	311.017	311.017	311.017	301.082	301.082
Primary services.....		486110-P	06/86	311.987	311.987	311.987	301.472	301.472
Pipeline transportation of crude oil.....		486110-3	06/86	302.723	302.723	302.723	292.520	292.520
Trans-Alaskan Pipeline System transportation.....		486110-311	06/86	119.479	119.479	119.479	119.479	119.479
Pipeline transportation of crude petroleum, except on the Trans-Alaskan Pipeline System.....		486110-312	06/86	409.010	409.010	409.010	394.383	394.383
Pipeline transportation of natural gas.....	4862		05/22	103.162	105.353	105.353	104.750	105.134
Pipeline transportation of natural gas.....	48621		05/22	103.162	105.353	105.353	104.750	105.134
Pipeline transportation of natural gas.....	486210		05/22	103.162	105.353	105.353	104.750	105.134
Primary services.....		486210-P	05/22	103.162	105.353	105.353	104.750	105.134
Pipeline transportation of natural gas services.....		486210-1	05/22	103.162	105.353	105.353	104.750	105.134
Other pipeline transportation.....	4869		12/03	206.693	206.832	206.832	206.832	206.832
Pipeline transportation of refined petroleum products.....	48691		12/03	206.693	206.832	206.832	206.832	206.832
Refined petroleum product pipeline transport.....	486910		06/86	236.541	236.700	236.700	236.700	236.700
Primary services.....		486910-P	06/86	236.932	237.091	237.091	237.091	237.091
Pipeline transportation of refined petroleum products.....		486910-1	06/86	240.314	240.475	240.475	240.475	240.475
Transportation support activities.....	488		12/03	143.248	143.023	140.424	138.661	138.029
Air transportation support activities.....	4881		12/96	199.212	202.164	204.090	203.583	203.435

See footnotes at end of table.

Table 11. Producer price indexes for net output of selected industries and their products, not seasonally adjusted — Continued
 [May 2023]

Title ¹	Industry code	Product code	Index base	Unadjusted index ²				
				Jan. 2023	Feb. 2023 ^P	Mar. 2023 ^P	Apr. 2023 ^P	May 2023 ^P
Air transportation support activities - Continued								
Airport operations.....	48811		12/03	150.796	151.989	155.084	154.675	154.674
Other airport operations.....	488119		12/03	150.821	152.013	155.109	154.700	154.699
Primary services.....		488119-P	06/92	208.848	210.500	214.787	214.220	214.219
Aeronautical services.....		488119-5	06/14	118.020	118.001	119.524	119.070	119.060
Landing fees.....		488119-501	06/14	110.216	109.379	113.165	112.159	112.130
Terminal rental.....		488119-502	06/14	127.527	128.147	128.692	128.431	128.431
Other aeronautical services.....		488119-503	06/14	113.109	113.109	113.109	113.109	113.109
Non-aeronautical services.....		488119-6	06/14	120.962	123.014	126.533	126.359	126.369
Airport parking.....		488119-601	06/14	135.050	134.979	136.171	136.171	136.171
Lease space for rental cars.....		488119-602	06/14	124.498	128.920	137.615	136.865	136.865
Lease space for concessions.....		488119-603	06/92	157.771	161.553	174.141	173.923	174.024
Other non-aeronautical services.....		488119-604	06/14	105.886	109.110	109.110	109.110	109.110
Other air transportation support activities.....	48819		12/03	167.741	172.036	170.830	170.447	170.130
Other support activities for air transport.....	488190		12/03	167.736	172.030	170.825	170.442	170.125
Primary services.....		488190-P	06/92	215.227	220.872	219.769	219.275	218.965
Other air transportation support activities.....		488190-5	06/07	149.414	153.333	152.567	152.224	152.009
Water transportation support activities.....	4883		12/03	160.314	161.877	161.205	161.011	162.502
Port and harbor operations.....	48831		12/03	185.919	188.522	186.832	185.874	185.874
Port and harbor operations.....	488310		12/03	185.942	188.545	186.855	185.897	185.897
Primary services.....		488310-P	12/03	188.775	191.758	189.821	188.724	188.724
Port and harbor services.....		488310-1	12/03	188.775	191.758	189.821	188.724	188.724
Marine cargo handling.....	48832		12/03	153.687	153.707	153.708	153.708	153.896
Marine cargo handling.....	488320		12/91	173.113	173.135	173.137	173.137	173.348
Primary services.....		488320-P	12/91	168.851	168.873	168.874	168.874	169.081
Movement of containers.....		488320-8	12/98	151.993	151.992	151.992	151.992	152.110
Other marine cargo handling.....		488320-9	12/98	155.135	155.315	155.327	155.327	156.047
Navigational services to shipping.....	48833		12/03	162.094	166.106	164.815	164.815	170.256
Navigational services to shipping.....	488330		12/92	212.655	217.918	216.224	216.224	223.362
Primary services.....		488330-P	12/92	217.287	223.068	221.207	221.207	228.510
Navigational services to shipping and salvage.....		488330-1	12/92	217.287	223.068	221.207	221.207	228.510
Freight transportation arrangement.....	4885		12/96	123.395	121.466	116.463	113.739	112.390
Freight transportation arrangement.....	48851		12/96	123.395	121.466	116.463	113.739	112.390
Freight transportation arrangement.....	488510		12/94	125.914	123.946	118.843	116.064	114.687
Primary services.....		488510-P	12/94	126.326	124.221	118.765	115.793	114.321
Freight forwarding.....		488510-1	12/94	107.426	107.320	107.090	107.578	107.574
Arrangement of freight and cargo n.e.c.....		488510-2	12/94	144.054	139.990	129.410	123.043	120.131
U.S. Postal Service.....	491		06/89	281.228	281.228	281.228	281.228	281.228
U.S. Postal Service.....	4911		06/89	281.228	281.228	281.228	281.228	281.228
U.S. Postal Service.....	49111		06/89	281.228	281.228	281.228	281.228	281.228
U.S. Postal Service.....	491110		06/89	281.228	281.228	281.228	281.228	281.228
Primary services.....		491110-P	06/89	281.228	281.228	281.228	281.228	281.228
Mailing services (market dominant services).....		491110-7	12/12	139.462	139.462	139.462	139.462	139.462
First class mail.....		491110-71	06/89	248.829	248.829	248.829	248.829	248.829
Retail letters.....		491110-711	12/12	139.838	139.838	139.838	139.838	139.838
Commercial letters.....		491110-712	12/12	133.618	133.618	133.618	133.618	133.618
Retail and commercial flats.....		491110-713	12/12	136.039	136.039	136.039	136.039	136.039
Other first class mail and fees.....		491110-714	12/12	159.165	159.165	159.165	159.165	159.165
Periodicals mail.....		491110-72	06/89	330.638	330.638	330.638	330.638	330.638
Outside county.....		491110-721	06/89	337.676	337.676	337.676	337.676	337.676
Other periodicals mail and fees.....		491110-722	12/12	131.976	131.976	131.976	131.976	131.976
Standard class mail.....		491110-73	06/89	317.670	317.670	317.670	317.670	317.670
High density and saturation flats and parcels.....		491110-731	12/12	123.767	123.767	123.767	123.767	123.767
Carrier route basic mail.....		491110-732	12/12	137.752	137.752	137.752	137.752	137.752
Bulk letters.....		491110-733	12/12	136.170	136.170	136.170	136.170	136.170
Bulk flats.....		491110-734	12/12	147.486	147.486	147.486	147.486	147.486
Other standard mail and fees.....		491110-735	12/12	178.596	178.596	178.596	178.596	178.596
Package services mail.....		491110-74	06/89	314.194	314.194	314.194	314.194	314.194
Special services and fees.....		491110-75	06/89	333.232	333.232	333.232	333.232	333.232
Shipping services (competitive services).....		491110-8	12/12	171.832	171.832	171.832	171.832	171.832
Domestic priority mail.....		491110-81	06/89	405.137	405.137	405.137	405.137	405.137
Other shipping services and shipping special services & fees.....		491110-82	12/12	194.467	194.467	194.467	194.467	194.467

See footnotes at end of table.

Table 11. Producer price indexes for net output of selected industries and their products, not seasonally adjusted — Continued
[May 2023]

Title ¹	Industry code	Product code	Index base	Unadjusted index ²				
				Jan. 2023	Feb. 2023 ^P	Mar. 2023 ^P	Apr. 2023 ^P	May 2023 ^P
U.S. Postal Service - Continued								
Couriers and messengers.....	492		12/03	308.437	308.190	307.441	305.604	303.492
Couriers and express delivery services.....	4921		12/03	319.551	319.281	318.461	316.451	314.139
Couriers and express delivery services.....	49211		12/03	319.568	319.298	318.478	316.467	314.156
Couriers and express delivery services.....	492110		12/03	319.524	319.254	318.434	316.424	314.113
Primary services.....		492110-P	12/03	320.648	320.377	319.555	317.537	315.215
Standard courier services.....		492110-1	12/92	469.484	469.094	468.315	467.535	467.146
Expedited courier services.....		492110-2	12/87	486.155	485.730	483.716	476.719	467.750
Domestic expedited courier services.....		492110-201	12/98	443.993	443.663	441.811	435.397	427.187
International expedited courier services.....		492110-202	12/98	378.197	377.755	376.213	370.815	363.875
Local messengers and local delivery.....	4922		12/03	167.229	167.229	167.229	167.229	167.229
Local messengers and local delivery.....	49221		12/03	166.885	166.885	166.885	166.885	166.885
Local messengers and local delivery.....	492210		12/03	166.856	166.856	166.856	166.856	166.856
Primary services.....		492210-P	12/92	215.265	215.265	215.265	215.265	215.265
Local messengers and local delivery services.....		492210-1	12/92	215.265	215.265	215.265	215.265	215.265
Warehousing and storage.....	493		12/06	142.968	148.354	147.725	147.715	140.321
Warehousing and storage.....	4931		12/06	142.920	148.304	147.676	147.665	140.274
General warehousing and storage.....	49311		12/03	149.232	155.517	155.155	154.988	145.245
General warehousing and storage.....	493110		12/03	149.322	155.610	155.248	155.081	145.332
Primary services.....		493110-P	06/93	163.519	170.405	170.008	169.826	159.149
General warehousing and storage services.....		493110-1	06/93	163.519	170.405	170.008	169.826	159.149
Refrigerated warehousing and storage.....	49312		12/03	144.312	147.366	145.255	145.958	147.111
Refrigerated warehousing and storage.....	493120		12/91	158.592	161.948	159.628	160.401	161.668
Primary services.....		493120-P	12/91	158.867	162.228	159.905	160.679	161.948
Warehousing and storage of refrigerated goods.....		493120-2	12/91	159.048	162.414	160.087	160.862	162.133
Farm product warehousing and storage.....	49313		12/03	140.929	140.958	140.883	141.040	140.742
Farm product warehousing and storage.....	493130		12/92	163.858	163.891	163.804	163.986	163.639
Primary services.....		493130-P	12/92	161.962	161.962	161.962	162.121	161.874
Farm product warehousing and storage services.....		493130-1	12/92	161.962	161.962	161.962	162.121	161.874
Publishing industries.....	513		12/22	101.879	102.644	102.920	102.717	102.828
Newspaper, book, and directory publishers.....	5131		12/22	101.517	102.220	102.840	103.131	103.139
Newspaper publishers.....	51311		12/22	99.342	99.690	99.670	99.671	99.677
Newspaper publishers.....	513110		12/22	99.342	99.690	99.670	99.671	99.677
Primary services.....		513110-P	12/22	99.342	99.690	99.670	99.671	99.677
Newspaper publishing.....		513110-1	12/22	99.342	99.690	99.670	99.671	99.677
Newspaper publishing from print publishers.....		513110-11	12/79	599.092	601.191	601.068	601.072	601.110
Newspaper advertising sales.....		513110-111	09/15	88.449	89.402	89.312	89.312	89.312
Newspaper advertising sales, print only.....		513110-1111	09/15	85.749	86.869	86.764	86.764	86.764
Newspaper advertising sales, digital only and print and digital bundled.....		513110-1112	09/15	104.357	104.357	104.357	104.357	104.357
Newspaper subscription and single copy sales.....		513110-112	09/15	179.732	179.775	179.803	179.804	179.821
Newspaper subscriptions, print only.....		513110-1121	09/15	178.175	178.175	178.175	178.175	178.175
Newspaper subscriptions, online only and print and online bundled.....		513110-1122	09/15	195.699	196.260	196.631	196.650	196.870
Periodical publishers.....	51312		12/22	103.226	104.107	105.555	105.463	105.463
Periodical publishers.....	513120		12/22	103.213	104.087	105.530	105.439	105.439
Primary services.....		513120-P	12/22	101.942	102.062	103.030	103.030	103.030
Periodical publishing.....		513120-1	12/22	101.942	102.062	103.030	103.030	103.030
Periodical publishing from print publishers.....		513120-11	12/79	457.672	458.212	462.561	462.561	462.561
Periodicals, advertising sales.....		513120-111	12/14	107.671	107.895	109.546	109.546	109.546
Specialized business and professional periodicals, advertising sales.....		513120-1111	12/79	510.663	516.531	-	-	-
General and consumer periodicals, advertising sales.....		513120-1112	12/79	662.887	662.887	-	-	-
Periodicals, subscriptions and single copy sales.....		513120-112	12/14	103.987	103.987	104.178	104.178	104.178
Specialized business and professional periodicals, subscriptions and single copy sales.....		513120-1121	12/79	580.511	580.511	580.511	580.511	580.511
General and consumer periodicals, subscriptions and single copy sales.....		513120-1122	12/06	100.114	100.114	100.339	100.339	100.339
Book publishers.....	51313		12/22	102.052	102.333	103.061	103.887	104.064
Book publishers.....	513130		12/22	102.036	102.316	103.038	103.858	104.033
Primary services.....		513130-P	12/22	102.291	102.605	103.419	104.341	104.538
Book publishing from print publishers.....		513130-1	12/80	538.492	540.146	544.427	549.282	550.320
Print book publishing.....		513130-101	09/15	130.432	130.833	131.870	133.046	133.297
General adult and juvenile book publishing.....		513130-1011	06/09	107.863	108.071	108.481	108.975	110.358
General adult book publishing.....		513130-10111	06/09	111.756	110.735	111.035	110.200	111.915

See footnotes at end of table.

Table 11. Producer price indexes for net output of selected industries and their products, not seasonally adjusted — Continued
 [May 2023]

Title ¹	Industry code	Product code	Index base	Unadjusted index ²				
				Jan. 2023	Feb. 2023 ^P	Mar. 2023 ^P	Apr. 2023 ^P	May 2023 ^P
Book publishers - Continued								
Juvenile book publishing.....		513130-10112	06/09	97.276	98.682	99.176	100.947	101.917
Textbook publishing, including teachers' editions and workbooks.....		513130-1012	12/80	912.678	916.450	911.260	921.696	912.094
College textbook publishing.....		513130-10121	12/80	964.426	978.877	958.993	998.974	962.186
Elementary and high school textbook publishing.....		513130-10122	12/02	203.649	203.649	203.649	203.649	203.649
Technical, scientific, and professional book publishing.....		513130-1013	12/80	886.645	886.645	914.835	924.080	924.080
General reference book publishing.....		513130-1014	12/80	219.071	219.308	217.076	215.751	215.751
Religious book publishing.....		513130-1015	12/80	247.051	255.387	248.886	261.628	264.054
Directory and mailing list publishers.....	51314		12/22	101.975	104.387	104.780	105.237	104.809
Directory and mailing list publishers.....	513140		12/22	101.958	104.375	104.769	105.227	104.798
Primary services.....		513140-P	12/22	101.577	104.109	104.522	105.002	104.552
Directory and mailing list publishing.....		513140-1	12/22	101.577	104.109	104.522	105.002	104.552
Directory and mailing list publishing from print publishers.....		513140-11	12/03	130.695	129.792	130.110	132.108	127.794
Directory and mailing list publishing from print - ad sales incl. phone directory listings.....		513140-111	09/84	293.846	293.846	293.846	293.846	293.846
Directory and mailing list publishing from print - subscription, content, and licensing sales.....		513140-112	01/08	153.558	151.779	152.406	156.338	147.847
Directory and mailing list publishing from Internet publishers.....		513140-12	12/22	100.140	103.624	104.081	104.227	104.670
Other publishers.....	51319		12/22	100.810	101.172	101.197	101.120	101.166
Greeting card publishers.....	513191		12/22	100.144	100.069	100.086	99.964	99.968
Primary services.....		513191-P	12/22	100.083	100.000	100.017	99.884	99.884
Greeting card publishing.....		513191-1	12/22	100.083	100.000	100.017	99.884	99.884
Greeting card publishing from print publishers.....		513191-101	12/85	242.726	242.525	242.565	242.243	242.243
All other publishers.....	513199		12/22	102.909	104.633	104.687	104.748	104.927
Primary services.....		513199-P	12/22	103.463	103.576	103.640	103.713	103.925
All other publishing including yearbooks, art prints, patterns, and trading cards.....		513199-1	12/22	103.463	103.576	103.640	103.713	103.925
All other publishing including yearbooks, art prints, patterns, and trading cards, from print.....		513199-11	12/03	129.586	129.727	129.808	129.899	130.165
Other receipts.....		513199-SM	12/03	118.021	130.035	130.035	130.035	130.035
Software publishers.....	5132		12/03	93.566	94.309	94.331	93.812	93.983
Software publishers.....	51321		12/03	93.566	94.309	94.331	93.812	93.983
Software publishers.....	513210		12/97	88.440	89.142	89.162	88.673	88.832
Primary services.....		513210-P	12/97	92.384	93.181	93.204	92.649	92.974
Software publishing, except games.....		513210-5	06/06	100.566	101.760	101.745	101.038	101.652
System & application software publishing, excluding maintenance, tech support & games.....		513210-505	05/22	99.803	101.204	101.194	100.901	101.557
System software publishing.....		513210-50501	05/22	101.440	104.231	103.826	103.807	103.811
Application software publishing.....		513210-50502	12/97	106.920	106.690	107.180	106.512	108.054
Desktop and portable device application software publishing.....		513210-505021	06/06	105.384	103.113	103.115	100.588	103.698
Other application software publishing.....		513210-505022	06/06	117.464	118.721	119.615	120.264	120.783
Software maintenance, technical support, and other services related to software publishing.....		513210-506	12/97	178.515	177.105	177.002	169.077	169.420
Game software publishing.....		513210-7	12/13	88.034	85.015	85.501	86.156	83.464
Other receipts.....		513210-SM	12/97	56.050	56.050	56.050	56.050	-
Broadcasting, except Internet.....	516		12/03	131.788	125.214	123.270	125.978	126.526
Radio and television broadcasting.....	5161		06/01	101.429	101.910	102.067	102.152	101.029
Radio broadcasting.....	51611		12/03	89.482	98.104	96.654	95.562	99.946
Radio broadcasting stations.....	516110		06/88	161.635	177.213	174.592	172.620	180.541
Primary services.....		516110-P	06/88	161.859	177.778	175.099	173.084	181.180
Radio station services.....		516110-1	06/88	171.555	188.428	185.588	183.453	192.033
Radio station advertising sales.....		516110-101	06/88	161.394	180.744	177.488	175.039	184.879
Radio station advertising sales, local.....		516110-10101	12/95	123.935	136.415	133.890	132.074	139.373
Radio station advertising sales, national and regional.....		516110-10102	12/95	102.194	119.925	117.919	116.219	123.043
Other radio station services.....		516110-102	12/03	141.978	141.978	141.978	141.978	141.978
Other receipts.....		516110-SM	12/03	135.087	135.073	135.116	135.094	135.041
Television broadcasting.....	51612		12/03	97.917	95.862	96.505	96.948	94.191
Television broadcasting stations.....	516120		06/01	98.654	96.582	97.230	97.677	94.897
Primary services.....		516120-P	06/01	79.399	77.817	78.313	78.655	76.533
Television station advertising sales.....		516120-3	06/08	81.181	78.506	79.344	79.922	76.335
Other television station broadcasting services.....		516120-4	06/08	117.939	117.939	117.939	117.939	117.939
Other receipts.....		516120-SM	06/01	191.675	191.663	191.646	191.592	191.565
Cable and other subscription programming.....	5162		12/03	153.648	142.531	139.246	143.648	145.138
Cable and other subscription programming.....	51621		12/03	156.294	144.985	141.644	146.122	147.637

See footnotes at end of table.

Table 11. Producer price indexes for net output of selected industries and their products, not seasonally adjusted — Continued
 [May 2023]

Title ¹	Industry code	Product code	Index base	Unadjusted index ²				
				Jan. 2023	Feb. 2023 ^P	Mar. 2023 ^P	Apr. 2023 ^P	May 2023 ^P
Cable and other subscription programming - Continued								
Media streaming dist svcs, social networks, and other media networks and content providers.....	516210		12/03	153.722	142.582	139.297	143.706	145.143
Primary services.....		516210-P	12/03	160.573	149.112	145.666	150.219	152.275
Cable networks.....		516210-1	12/03	158.968	142.061	136.943	143.668	146.704
Cable network advertising services.....		516210-11	06/93	197.251	173.792	166.690	176.022	179.782
Cable network programming services.....		516210-12	06/93	286.400	286.400	286.400	286.400	291.951
Radio network and national syndication services.....		516210-3	12/95	117.677	117.588	117.711	117.711	117.711
Telecommunications.....	517		12/03	107.479	107.525	108.171	108.294	107.967
Wired and wireless telecommunications carriers.....	5173		12/17	110.121	110.169	110.836	110.963	110.625
Wired and wireless telecommunications carriers.....	51731		12/17	110.121	110.169	110.836	110.963	110.625
Wired telecommunications carriers.....	517311		12/03	135.753	135.934	137.308	137.560	136.873
Primary products.....		517311-P	12/03	135.567	135.748	137.120	137.372	136.685
Local telephone service, except private lines.....		517311-1	12/03	148.293	148.839	150.770	151.824	152.649
Residence local telephone service.....		517311-111	12/03	163.974	164.420	165.566	166.771	168.339
Business and other local telephone service.....		517311-112	12/03	128.561	129.297	132.615	133.464	133.086
Public switched toll service.....		517311-2	12/03	133.585	133.860	132.520	135.074	136.575
Residence switched toll service.....		517311-21	12/03	197.011	197.354	197.304	201.862	207.269
Business switched toll and other toll service.....		517311-22	12/03	66.799	66.956	65.704	66.742	66.530
Private line telephone service.....		517311-3	12/03	95.732	97.771	97.744	97.955	98.477
All-distance telephone service.....		517311-4	12/11	138.608	139.032	139.031	139.697	138.851
Residential all-distance telephone service.....		517311-401	12/11	141.433	141.533	141.576	142.143	142.958
Business all-distance telephone service.....		517311-402	12/11	136.149	136.852	136.813	137.563	135.291
Video programming distribution.....		517311-5	12/03	179.408	180.389	183.631	183.876	183.669
Video programming subscriber services.....		517311-501	06/93	255.059	258.594	263.564	263.939	263.621
Advertising services.....		517311-502	06/93	128.596	115.499	115.499	115.499	115.499
Internet access services.....		517311-6	06/04	60.207	60.378	60.865	60.752	60.474
Residential Internet access services.....		517311-601	12/11	89.421	89.641	89.636	89.407	89.147
Business Internet access services.....		517311-602	12/11	97.123	97.493	100.298	100.286	99.412
Bundled access services.....		517311-7	12/11	129.913	129.380	131.006	130.945	129.174
Other wired telecommunications services.....		517311-9	12/03	105.075	105.075	105.075	105.075	105.075
Wireless telecommunications carriers.....	517312		06/99	44.006	43.967	43.967	43.972	43.968
Primary services.....		517312-P	06/99	43.493	43.455	43.455	43.459	43.455
Wireless telecommunications services.....		517312-1	06/99	43.493	43.455	43.455	43.459	43.455
Data processing and related services.....	5182		12/03	113.530	113.858	114.088	114.049	114.138
Data processing and related services.....	51821		12/03	113.530	113.858	114.088	114.049	114.138
Data processing, hosting and related services.....	518210		12/00	117.190	117.529	117.766	117.726	117.818
Primary services.....		518210-P	12/00	110.622	111.005	111.273	111.228	111.332
Business process management services.....		518210-1	12/00	104.507	104.507	104.507	104.652	104.652
Data management, information transformation, and related services.....		518210-4	12/00	105.582	105.582	105.582	105.582	105.582
Hosting, ASP, and other IT infrastructure provisioning services.....		518210-5	12/06	111.430	112.119	112.601	112.452	112.639
Other receipts.....		518210-SM	12/00	138.116	138.116	138.116	138.116	138.116
Depository credit intermediation.....	5221		12/03	132.709	136.975	132.708	136.378	135.164
Commercial banking.....	52211		12/03	136.118	140.693	136.108	140.010	138.659
Commercial banking.....	522110		12/03	136.118	140.693	136.108	140.010	138.659
Primary services.....		522110-P	12/03	136.118	140.693	136.108	140.010	138.659
Loan services.....		522110-1	12/03	220.735	232.760	218.370	226.896	224.542
Residential real estate loans, except home equity.....		522110-101	12/03	88.349	90.326	84.239	87.588	85.011
Nonresidential real estate loans.....		522110-102	12/03	519.752	554.589	518.559	542.306	531.039
Home equity loans.....		522110-103	12/03	234.943	247.525	243.746	249.749	251.765
Commercial, industrial, and agricultural loans, except real estate.....		522110-105	12/03	224.537	238.478	220.941	228.542	231.518
New and used auto and truck loans.....		522110-106	12/03	92.374	93.301	81.190	85.304	82.937
Credit cards, overdraft credit, and related plans.....		522110-107	12/03	187.763	193.704	188.216	191.302	188.526
Other loan services.....		522110-108	12/03	112.561	115.259	112.832	117.025	113.380
Deposit services.....		522110-2	12/03	63.549	62.346	65.144	65.616	64.839
Demand deposits.....		522110-201	12/11	90.140	87.957	97.471	96.772	96.625
Time and other deposits.....		522110-202	12/11	143.567	141.472	140.536	143.395	140.389
Trust services.....		522110-3	12/03	94.708	98.012	98.044	98.012	100.567
Other banking services.....		522110-4	12/03	102.080	102.080	102.080	102.080	102.080
Savings institutions.....	52218		12/03	101.601	101.754	101.733	102.394	103.138
Savings institutions and other depository credit intermediation.....	522180		12/03	101.602	101.755	101.734	102.395	103.139
Primary services.....		522180-P	12/03	101.766	101.919	101.898	102.560	103.305
Loan services.....		522180-1	12/03	110.514	113.637	113.045	115.354	116.358
Residential real estate loans, except home equity.....		522180-101	12/03	81.875	84.367	87.447	84.910	86.263

See footnotes at end of table.

Table 11. Producer price indexes for net output of selected industries and their products, not seasonally adjusted — Continued
 [May 2023]

Title ¹	Industry code	Product code	Index base	Unadjusted index ²				
				Jan. 2023	Feb. 2023 ^P	Mar. 2023 ^P	Apr. 2023 ^P	May 2023 ^P
Savings institutions and other depository credit intermediation - Continued								
Nonresidential real estate loans.....		522180-102	12/03	195.203	198.864	195.158	194.092	196.126
Home equity loans.....		522180-103	12/03	313.222	318.518	319.709	327.925	327.859
Commercial, industrial, and agricultural loans, except real estate.....		522180-105	12/03	251.082	264.894	268.845	273.348	278.082
New and used auto and truck loans.....		522180-106	12/03	90.385	92.736	93.616	97.063	101.283
Credit cards, overdraft credit, and related plans.....		522180-109	12/11	125.179	129.911	120.579	134.199	137.351
Other loan services.....		522180-111	12/03	96.128	96.052	94.468	100.223	95.245
Deposit services.....		522180-2	12/03	101.988	96.347	97.442	94.210	94.621
Demand deposits.....		522180-201	12/11	106.328	108.162	113.918	115.009	116.234
Time and other deposits.....		522180-202	12/11	136.485	126.449	126.427	120.664	120.957
Trusts and other banking services.....		522180-3	12/03	174.324	174.324	174.324	197.441	197.441
Security, commodity contracts and like activity.....	523		12/03	243.651	249.736	245.138	249.825	251.198
Securities and commodity contracts intermediation and brokerage.....	5231		06/00	194.728	204.039	204.623	204.227	212.239
Investment banking and securities intermediation.....	52315		12/22	102.838	107.756	108.064	107.855	112.087
Investment banking and securities intermediation.....	523150		12/22	102.838	107.756	108.064	107.855	112.087
Primary services.....		523150-P	12/22	102.838	107.756	108.064	107.855	112.087
Securities brokerage.....		523150-1	12/03	120.469	124.704	123.298	126.876	131.014
Brokerage services.....		523150-101	06/00	53.975	54.416	54.047	54.172	56.563
Brokerage services, equities and ETFs.....		523150-1011	06/00	44.282	45.241	44.303	44.480	49.704
Brokerage services, all other securities.....		523150-1012	06/00	74.497	74.503	74.637	74.733	74.733
Other securities related services including margin lending and mutual fund sales.....		523150-102	06/00	174.957	183.371	180.923	188.416	193.593
Investment banking and securities dealing.....		523150-2	12/03	412.052	435.410	440.875	430.883	449.798
Dealer transactions.....		523150-201	06/00	110.886	116.217	119.505	105.422	110.051
Dealer transactions, equity securities.....		523150-2011	06/05	121.361	131.906	128.890	102.974	118.937
Dealer transactions, debt securities and all other trading.....		523150-2012	06/00	131.203	130.911	144.068	142.121	132.331
Investment banking services.....		523150-202	06/00	250.557	255.795	259.712	256.885	260.854
Other securities dealing services.....		523150-203	12/03	2,072.719	2,253.995	2,255.458	2,328.071	2,472.555
Portfolio management and investment advice.....	52394		12/22	102.538	103.181	99.409	103.167	100.762
Portfolio management and investment advice.....	523940		12/22	102.538	103.181	99.409	103.167	100.762
Primary services.....		523940-P	12/22	102.538	103.181	99.409	103.167	100.762
Portfolio management.....		523940-1	06/02	306.952	306.473	294.439	306.265	297.522
Mutual fund and exchange traded fund management.....		523940-11	06/02	393.967	384.340	347.421	364.437	330.634
Management of equity funds.....		523940-1101	01/17	198.621	189.676	162.395	176.696	150.946
Management of bond funds.....		523940-1102	01/17	106.364	108.103	107.012	102.549	103.044
Management of other funds.....		523940-1103	01/17	100.698	102.604	102.725	103.845	104.127
Private portfolio management.....		523940-12	06/02	263.663	267.248	266.430	275.774	278.273
Management of equity private portfolios.....		523940-1201	01/17	129.042	131.545	130.910	138.254	140.408
Management of bond private portfolios.....		523940-1202	01/17	101.013	101.301	101.154	102.726	102.928
Management of other private portfolios.....		523940-1203	01/17	125.343	126.371	126.366	126.334	126.099
Investment advice.....		523940-2	06/02	217.534	229.514	224.795	230.230	231.957
Investment advisory services.....		523940-21	06/02	217.534	229.514	224.795	230.230	231.957
Insurance carriers and related activities.....	524		12/03	149.896	149.990	150.114	150.192	150.266
Insurance carriers.....	5241		12/03	150.578	150.675	150.802	150.883	150.955
Direct life/health/medical insurance carriers.....	52411		12/03	155.370	155.402	155.406	155.432	155.435
Direct life insurance carriers.....	524113		12/98	118.361	118.362	118.393	118.374	118.373
Primary services.....		524113-P	12/98	118.146	118.148	118.179	118.159	118.159
Life insurance policies.....		524113-1	12/98	112.950	112.950	112.950	112.904	112.904
Individual life insurance policies.....		524113-101	12/98	120.817	120.817	120.817	120.814	120.814
Term life insurance policies.....		524113-10101	12/98	106.491	106.493	106.493	106.492	106.492
Whole life insurance policies.....		524113-10102	12/98	130.224	130.224	130.224	130.225	130.225
Universal life insurance policies.....		524113-10103	12/98	118.629	118.631	118.631	118.616	118.616
Variable-universal and other individual life insurance policies.....		524113-10105	12/17	103.102	103.102	103.102	103.102	103.102
Group life insurance policies.....		524113-102	12/98	93.636	93.636	93.636	93.457	93.457
Annuities.....		524113-2	12/98	149.703	149.719	150.190	150.479	150.472
Variable deferred annuities.....		524113-201	12/98	187.070	187.070	187.070	187.099	187.090
Fixed-rate deferred annuities.....		524113-202	12/98	113.707	113.739	115.024	115.651	115.646
Immediate annuities.....		524113-203	12/98	127.453	127.480	126.688	126.762	126.762
Disability insurance policies.....		524113-3	06/06	102.695	102.695	102.695	102.695	102.695
Direct health and medical insurance carriers.....	524114		12/02	199.540	199.596	199.581	199.641	199.647
Primary services.....		524114-P	12/02	202.743	202.801	202.786	202.848	202.854
Medical service plans.....		524114-1	12/02	211.946	212.007	211.991	212.056	212.063
Comprehensive medical service plans.....		524114-101	12/02	220.802	220.927	220.876	221.016	221.016
Group managed care medical service plans.....		524114-10101	12/02	218.741	219.005	218.898	219.195	219.195
Group fee-for-service medical service plans.....		524114-10102	12/02	192.717	192.717	192.717	192.717	192.717

See footnotes at end of table.

Table 11. Producer price indexes for net output of selected industries and their products, not seasonally adjusted — Continued
 [May 2023]

Title ¹	Industry code	Product code	Index base	Unadjusted index ²				
				Jan. 2023	Feb. 2023 ^P	Mar. 2023 ^P	Apr. 2023 ^P	May 2023 ^P
Direct health and medical insurance carriers - Continued								
Individual comprehensive medical service plans.....		524114-10103	12/02	336.466	336.466	336.466	336.466	336.466
Non-comprehensive medical service plans.....		524114-103	06/07	129.601	129.607	129.615	129.618	129.625
Dental service plans.....		524114-10301	12/02	136.576	136.645	136.723	136.758	136.837
Supplemental Medicare service plans.....		524114-10302	12/02	166.253	166.253	166.253	166.253	166.253
Other medical service plans.....		524114-10303	12/02	169.239	169.239	169.239	169.239	169.239
Indemnity health insurance plans.....		524114-2	12/02	114.166	114.170	114.170	114.170	114.170
Other direct insurance carriers.....	52412		12/98	165.644	165.913	166.360	166.586	166.834
Direct property and casualty insurers.....	524126		06/98	165.765	166.034	166.482	166.708	166.956
Primary services.....		524126-P	06/98	165.906	166.176	166.624	166.850	167.098
Private passenger auto insurance.....		524126-1	06/98	202.402	202.702	203.084	203.237	203.509
Homeowner's insurance.....		524126-2	06/98	220.030	220.286	221.871	222.553	222.557
Commercial auto insurance.....		524126-3	06/98	127.872	128.253	126.999	127.484	128.062
Non-auto liability insurance.....		524126-4	06/98	124.805	124.805	125.273	125.212	125.988
Medical malpractice insurance.....		524126-402	06/98	113.949	113.949	113.949	113.949	115.022
Product and other non-auto liability insurance.....		524126-403	06/98	127.120	127.120	127.673	127.600	128.326
Commercial multiple peril insurance.....		524126-5	06/98	151.346	151.346	152.058	152.058	152.058
Worker's compensation insurance.....		524126-6	06/98	90.184	90.184	90.556	90.556	90.556
Other property and casualty insurance.....		524126-7	12/03	119.650	120.402	120.670	121.116	121.218
Insurance agencies and brokerages.....	52421		12/03	114.150	114.155	114.162	114.168	114.296
Insurance agencies and brokerages.....	524210		12/02	118.190	118.196	118.202	118.209	118.341
Primary services.....		524210-P	12/02	118.986	118.992	118.999	119.006	119.146
Sale of property and casualty insurance.....		524210-1	12/02	120.460	120.470	120.480	120.491	120.598
Sale of personal property and casualty insurance.....		524210-101	06/09	117.266	117.285	117.305	117.326	117.531
Sale of private passenger auto insurance.....		524210-10101	12/02	121.543	121.568	121.596	121.625	121.668
Sale of homeowner's insurance.....		524210-10102	12/02	125.253	125.253	125.253	125.253	125.965
Sale of other personal property and casualty insurance.....		524210-10103	06/09	102.777	102.803	102.830	102.859	102.902
Sale of commercial property and casualty insurance.....		524210-102	12/02	121.019	121.019	121.019	121.019	121.019
Sale of life insurance and annuities.....		524210-2	12/02	106.950	106.950	106.950	106.950	106.950
Sale of health and medical insurance.....		524210-3	12/02	133.396	133.396	133.396	133.396	133.934
Sale of other insurance.....		524210-4	12/02	103.209	103.209	103.209	103.209	103.209
Lessors of nonresidential buildings (except miniwarehouses).....	53112		12/03	141.181	134.982	132.477	135.998	135.301
Lessors of nonresidential buildings.....	531120		12/95	165.171	157.919	154.988	159.108	158.291
Primary services.....		531120-P	12/95	160.504	153.456	150.609	154.612	153.818
Leasing of shopping centers and retail stores.....		531120-1	12/95	154.072	138.449	134.631	140.176	138.864
Leasing of professional and office buildings.....		531120-2	12/95	172.818	174.951	173.789	174.619	175.093
Leasing of manufacturing and industrial buildings.....		531120-3	12/95	140.081	140.259	140.460	141.128	141.017
Leasing of other nonresidential buildings and facilities.....		531120-7	12/02	140.333	131.466	125.345	134.742	131.873
Lessors of miniwarehouse and self storage units.....	53113		12/03	195.011	194.204	193.697	195.450	195.288
Miniwarehouse and self-storage unit operators.....	531130		12/03	195.000	194.193	193.685	195.439	195.276
Primary services.....		531130-P	06/93	296.357	295.095	294.302	297.042	296.788
Miniwarehouse and self-storage unit operation.....		531130-1	06/93	296.357	295.095	294.302	297.042	296.788
Offices of real estate agents and brokers.....	5312		12/03	184.489	183.337	183.309	182.937	185.436
Offices of real estate agents and brokers.....	53121		12/03	184.489	183.337	183.309	182.937	185.436
Offices of real estate agents and brokers.....	531210		12/03	184.370	183.218	183.190	182.818	185.316
Primary services.....		531210-P	12/03	184.392	183.241	183.213	182.841	185.339
Real estate brokerage, residential property sales and leases.....		531210-1	12/95	254.266	252.985	253.286	253.164	257.672
Real estate brokerage, nonresidential property sales and leases including land sales and leases.....		531210-6	12/06	145.738	144.105	143.281	142.064	141.528
Real estate brokerage, nonresidential property sales including land sales.....		531210-601	12/09	164.755	162.024	160.670	158.648	157.739
Real estate brokerage, nonresidential property leases including land leases.....		531210-602	12/09	130.158	130.173	130.139	130.129	130.155
Real estate property managers.....	53131		12/03	126.816	124.352	123.720	124.177	124.870
Residential property managers.....	531311		12/03	139.052	138.385	138.218	138.678	139.702
Primary services.....		531311-P	12/03	141.099	140.422	140.253	140.720	141.759
Residential property management services.....		531311-1	12/95	147.390	146.683	146.506	146.994	148.079
Nonresidential property managers.....	531312		12/03	107.187	102.416	101.188	101.627	101.864
Primary services.....		531312-P	12/03	107.187	102.416	101.188	101.627	101.864
Nonresidential property management services.....		531312-1	12/95	119.010	113.714	112.349	112.837	113.100
Offices of real estate appraisers.....	531320		12/03	117.571	116.456	115.601	114.983	113.411
Primary services.....		531320-P	12/03	119.407	118.274	117.406	116.778	115.181
Real estate appraisal services.....		531320-1	12/95	127.626	126.415	125.487	124.816	123.109
Automotive equipment rental and leasing.....	5321		06/01	149.045	150.595	154.099	152.134	149.720
Passenger car rental and leasing.....	53211		12/03	132.993	135.403	139.809	136.985	133.907

See footnotes at end of table.

Table 11. Producer price indexes for net output of selected industries and their products, not seasonally adjusted — Continued
 [May 2023]

Title ¹	Industry code	Product code	Index base	Unadjusted index ²				
				Jan. 2023	Feb. 2023 ^P	Mar. 2023 ^P	Apr. 2023 ^P	May 2023 ^P
Passenger car rental and leasing - Continued								
Passenger car rental.....	532111		12/91	195.203	198.740	205.208	201.063	196.545
Primary services.....		532111-P	12/91	194.204	197.723	204.157	200.034	195.539
Standard passenger car rental.....		532111-2	12/91	181.586	185.670	193.785	188.317	182.600
Passenger car rental for business travel.....		532111-211	12/98	94.715	96.380	95.602	92.290	96.205
Passenger car rental for leisure travel.....		532111-221	12/98	180.525	184.906	196.420	191.302	180.872
Replacement passenger car rental.....		532111-3	12/91	268.194	269.705	269.737	270.845	271.029
Truck, utility trailer and RV rental and leasing.....	53212		12/03	140.873	140.288	141.046	141.326	140.888
Truck, utility trailer, and RV rental and leasing.....	532120		06/91	161.702	161.032	161.901	162.223	161.721
Primary services.....		532120-P	06/91	158.433	157.485	158.532	158.841	158.294
Rental of trucks, truck trailers, RVs.....		532120-1	06/91	171.808	166.625	168.611	169.374	167.013
Leasing of trucks, truck trailers, and RVs.....		532120-4	06/91	142.482	143.944	144.413	144.452	144.946
Other receipts.....		532120-SM	06/91	176.201	178.143	177.293	177.703	177.652
Other heavy machinery rental and leasing.....	532412		12/03	136.645	136.657	136.685	137.862	138.022
Primary services.....		532412-P	12/03	120.630	120.642	120.672	121.814	122.221
Construction equipment rental and leasing.....		532412-1	12/03	130.591	130.611	130.656	132.406	133.030
Oilfield and well drilling equipment rental and leasing.....		532412-2	12/03	99.554	99.554	99.554	99.554	99.554
Other receipts.....		532412-SM	12/03	198.808	198.808	198.808	199.693	197.788
Legal services.....	5411		12/96	265.508	270.334	270.025	270.652	270.371
Offices of lawyers.....	54111		12/96	265.508	270.334	270.025	270.652	270.371
Offices of lawyers.....	541110		12/96	265.508	270.334	270.025	270.652	270.371
Primary services.....		541110-P	12/96	264.694	269.506	269.198	269.823	269.543
Labor and employment legal services.....		541110-A	12/14	123.094	124.509	124.203	123.141	125.706
Criminal legal services.....		541110-B	12/14	101.502	101.502	101.502	-	-
Other legal services.....		541110-C	12/14	121.054	121.054	121.054	121.054	121.054
Real estate legal services.....		541110-2	12/96	258.930	261.538	261.539	261.509	263.833
Civil negligence legal services.....		541110-3	12/96	205.453	206.795	207.514	207.860	207.499
Defendant representation.....		541110-301	12/96	259.822	262.159	263.069	263.824	262.462
Plaintiff representation.....		541110-302	12/96	143.313	143.765	144.265	144.265	144.702
Wills, estate planning, and probate.....		541110-6	12/96	245.708	245.708	245.708	245.708	245.708
Business and commercial legal services.....		541110-9	12/14	149.880	154.980	154.490	155.352	154.401
Tax legal services.....		541110-901	12/14	176.292	177.323	177.403	177.084	177.137
Intellectual property legal services.....		541110-902	12/14	145.229	149.431	146.633	148.615	147.333
Bankruptcy and other business and commercial legal services.....		541110-903	12/14	149.216	154.731	154.710	155.394	154.459
Offices of certified public accountants.....	541211		12/03	138.425	138.004	137.809	139.259	139.088
Primary services.....		541211-P	12/03	140.478	140.671	140.452	141.814	141.624
Other accounting services.....		541211-A	12/08	117.344	116.994	113.895	108.703	108.676
Financial auditing.....		541211-4	06/95	167.916	168.689	170.270	176.147	175.551
Tax preparation and planning.....		541211-5	06/95	187.100	187.100	186.397	186.892	186.979
Bookkeeping and compilation.....		541211-9	12/08	136.986	136.826	136.885	139.263	139.219
Other accounting services.....	541219		12/03	146.273	148.810	151.461	149.878	149.878
Primary services.....		541219-P	12/03	146.422	148.962	151.615	150.031	150.031
Other accounting services (non-CPA firms).....		541219-1	12/03	146.422	148.962	151.615	150.031	150.031
Architectural, engineering and related services.....	5413		12/96	187.151	187.905	188.001	188.599	188.613
Architectural services.....	54131		12/03	124.690	124.692	125.029	125.603	125.666
Architectural services.....	541310		12/96	150.563	150.566	150.973	151.666	151.742
Primary services.....		541310-P	12/96	153.755	153.758	154.223	155.012	155.090
Residential building projects.....		541310-1	12/96	175.776	175.754	175.754	175.754	175.754
Nonresidential building projects.....		541310-7	12/10	111.665	111.665	112.110	112.891	112.968
Commercial and industrial building projects.....		541310-71	09/19	102.839	102.839	103.358	103.801	103.842
Institutional building projects.....		541310-72	09/19	106.163	106.163	106.567	107.626	107.733
Other architectural services, incl. historic restoration & architectural consulting services.....		541310-8	12/10	142.494	142.638	142.941	142.965	142.965
Engineering services.....	54133		12/03	153.998	154.716	154.742	155.201	155.202
Engineering services.....	541330		12/96	194.411	195.319	195.351	195.931	195.933
Primary services.....		541330-P	12/96	196.224	197.237	197.260	197.884	197.884
Building related engineering projects.....		541330-1	12/96	175.053	175.090	175.098	175.981	175.981
Residential building engineering projects.....		541330-101	12/09	108.526	108.526	108.526	108.526	108.526
Commercial, public, and institutional building engineering projects.....		541330-102	12/09	132.395	132.484	132.505	133.444	133.444
Industrial and manufacturing plant and process engineering projects.....		541330-103	12/09	123.045	123.045	123.045	123.646	123.646
Non-building related engineering projects.....		541330-2	12/96	209.314	211.055	211.088	211.506	211.506
Transportation engineering projects.....		541330-201	12/09	133.696	133.808	133.885	134.266	134.266
Highway and roadway engineering projects.....		541330-20101	12/09	128.685	128.872	128.947	129.270	129.270
Other transportation engineering projects, including mass transit engineering projects.....		541330-20102	12/09	140.905	140.887	140.965	141.442	141.442

See footnotes at end of table.

Table 11. Producer price indexes for net output of selected industries and their products, not seasonally adjusted — Continued
 [May 2023]

Title ¹	Industry code	Product code	Index base	Unadjusted index ²				
				Jan. 2023	Feb. 2023 ^P	Mar. 2023 ^P	Apr. 2023 ^P	May 2023 ^P
Engineering services - Continued								
Municipal utility and power generation and distribution engineering projects.		541330-202	12/09	142.442	143.240	143.240	143.814	143.814
All other non-building related engineering projects.		541330-203	12/09	151.840	153.906	153.906	154.004	154.004
Other receipts.		541330-SM	12/96	178.171	178.098	178.223	178.396	178.413
Management and technical consulting services.	5416		06/06	128.460	127.611	127.262	127.642	128.465
Management consulting services.	54161		06/06	128.460	127.612	127.263	127.642	128.466
Management consulting services.	541610		06/06	128.856	127.659	127.595	127.818	128.321
Primary services.		541610-P	06/06	129.329	127.823	128.010	128.096	128.317
Administrative and general management consulting services.		541610-1	06/06	148.727	145.652	145.676	145.742	145.744
Marketing consulting services.		541610-3	06/06	67.325	67.325	67.356	67.407	67.407
Process, physical distribution and logistics consulting services.		541610-4	06/06	113.299	114.917	114.931	115.430	117.130
Human resources consulting services.		541610-5	06/06	113.432	113.217	115.302	115.060	115.913
Advertising agencies.	54181		12/03	123.250	123.475	123.809	123.811	123.809
Advertising agencies.	541810		06/95	149.406	149.679	150.085	150.087	150.084
Primary services.		541810-P	06/95	152.382	152.681	153.054	153.056	153.053
Advertising agency services.		541810-4	09/21	108.734	108.947	109.214	109.215	109.213
Advertising creative services billed separately.		541810-401	06/95	141.507	141.618	141.729	141.740	141.740
Advertising placement services, including bundled placement and creative services.		541810-402	06/95	162.277	162.713	163.271	163.270	163.265
Other advertising services billed separately.		541810-403	12/08	102.598	102.598	102.598	102.598	102.598
Other receipts.		541810-SM	06/95	129.192	129.192	130.015	130.015	-
Employment services.	5613		12/96	159.508	159.092	160.107	160.959	161.064
Employee leasing services.	56133		12/03	130.648	130.804	130.804	130.804	130.804
Professional employer organizations.	561330		12/03	130.648	130.804	130.804	130.804	130.804
Primary services.		561330-P	06/94	168.981	169.183	169.183	169.183	169.183
Co-employment staffing.		561330-1	06/94	168.981	169.183	169.183	169.183	169.183
Staffing services (except PEOs).	56138		12/10	135.531	134.785	136.304	137.581	137.739
Staffing services (except PEOs).	561380		12/10	135.521	134.774	136.294	137.571	137.729
Primary services.		561380-P	12/10	136.350	135.580	137.125	138.424	138.586
Temporary help services.		561380-1	06/94	178.593	177.860	179.904	181.510	181.819
Temporary help services, office and clerical.		561380-101	06/94	183.994	180.994	185.786	188.148	189.814
Temporary help services, light and heavy industrial.		561380-102	06/94	180.416	180.048	179.160	184.082	184.181
Temporary help services, technical and professional.		561380-103	06/94	99.864	99.674	101.897	101.782	102.014
Temporary help services, medical.		561380-104	06/94	218.581	215.924	221.073	220.568	221.632
Temporary help services, other.		561380-105	06/94	184.396	185.320	185.076	184.527	183.253
Employment placement services.		561380-2	12/03	142.082	138.498	140.117	143.528	143.681
Executive search services.		561380-3	12/06	105.523	104.735	105.481	104.374	102.479
Travel agencies.	56151		12/03	105.197	104.688	104.486	105.015	105.130
Travel agencies.	561510		12/89	117.862	117.291	117.064	117.658	117.788
Primary services.		561510-P	12/89	117.176	116.329	115.993	116.874	117.065
Flight bookings.		561510-1	12/89	95.184	96.057	95.958	96.263	96.151
Domestic flight bookings.		561510-111	12/89	91.629	91.643	92.275	92.275	92.275
International flight bookings.		561510-112	12/89	71.682	72.853	72.327	72.739	72.587
Other travel agency services, except flight bookings.		561510-2	12/89	169.451	166.426	165.739	167.485	168.072
Hotel and car rental bookings.		561510-211	12/89	178.313	180.546	181.786	184.744	182.401
Hotel bookings.		561510-2111	12/11	105.596	106.934	107.666	109.415	108.027
Car rental bookings.		561510-2112	12/11	105.555	103.388	104.616	107.142	105.676
Cruise and tour bookings.		561510-222	06/02	109.746	102.515	100.542	102.805	105.067
Cruise bookings.		561510-2221	12/11	112.046	103.391	101.582	103.695	105.524
Packaged tour bookings.		561510-2222	12/11	93.975	92.572	90.111	92.792	96.540
All other travel agency services.		561510-233	06/02	126.121	126.121	126.121	126.121	126.121
Security guards and patrol services.	561612		12/04	153.260	153.383	153.895	154.005	157.195
Primary services.		561612-P	12/04	153.074	153.197	153.709	153.818	157.005
Security guard services.		561612-1	12/04	153.074	153.197	153.709	153.818	157.005
Janitorial services.	56172		12/03	136.640	136.564	136.832	137.532	137.532
Janitorial services.	561720		12/94	161.636	161.546	161.863	162.691	162.691
Primary services.		561720-P	12/94	162.662	162.569	162.900	163.769	163.769
Janitorial cleaning services.		561720-5	12/94	162.662	162.569	162.900	163.769	163.769
Nonresidential cleaning services.		561720-51	06/03	134.926	134.841	135.141	135.925	135.925
Residential cleaning services.		561720-52	06/03	166.937	166.937	166.937	166.937	166.937
Waste collection.	5621		12/03	173.951	177.636	181.072	183.002	182.836
Waste collection.	56211		12/03	173.951	177.637	181.073	183.002	182.836
Solid waste collection.	562111		12/03	173.971	177.654	181.089	183.017	182.853

See footnotes at end of table.

Table 11. Producer price indexes for net output of selected industries and their products, not seasonally adjusted — Continued
 [May 2023]

Title ¹	Industry code	Product code	Index base	Unadjusted index ²				
				Jan. 2023	Feb. 2023 ^P	Mar. 2023 ^P	Apr. 2023 ^P	May 2023 ^P
Solid waste collection - Continued								
Primary services.....		562111-P	06/93	239.922	245.649	250.634	253.615	253.019
Solid waste collection services.....		562111-2	06/93	239.922	245.649	250.634	253.615	253.019
Offices of physicians.....	6211		12/96	143.353	143.542	143.700	143.726	143.850
Offices of physicians.....	62111		12/96	143.353	143.542	143.700	143.726	143.850
Offices of physicians, except mental health.....	621111		12/93	154.488	154.691	154.861	154.889	155.023
Primary services.....		621111-P	12/93	155.135	155.344	155.520	155.549	155.686
One and two physician practices and single specialty group practices.....		621111-4	12/93	148.610	148.853	149.002	149.080	149.080
General/family practice.....		621111-411	12/93	165.329	165.468	165.273	165.273	165.273
Internal medicine.....		621111-412	12/99	131.577	131.573	131.573	131.646	131.646
General surgery and other surgical specialties.....		621111-413	12/99	116.861	116.861	116.867	116.905	116.905
Pediatrics.....		621111-414	12/93	245.471	248.223	248.113	248.751	248.751
Obstetrics/gynecology.....		621111-415	12/93	146.967	146.967	149.239	149.239	149.239
Other specialty.....		621111-419	12/99	128.234	128.234	128.194	128.194	128.191
Multispecialty group practice.....		621111-5	12/93	182.575	182.712	182.969	182.869	183.379
Offices of dentists.....	6212		06/10	128.250	130.939	131.055	131.055	131.055
Offices of dentists.....	62121		06/10	128.250	130.939	131.055	131.055	131.055
Offices of dentists.....	621210		06/10	128.252	130.941	131.058	131.058	131.058
Primary services.....		621210-P	06/10	128.415	131.129	131.246	131.246	131.246
Dental visits and consultations.....		621210-1	06/10	141.144	142.687	142.687	142.687	142.687
Private insurance patients: dental visits and consultations.....		621210-11	06/14	130.306	132.368	132.368	132.368	132.368
Medicare, Medicaid and all other patients: dental visits and consultations.....		621210-12	06/14	127.911	128.396	128.396	128.396	128.396
Dental surgical intervention services.....		621210-2	06/10	116.657	116.657	117.415	117.415	117.415
Private insurance patients: dental surgical intervention services.....		621210-21	06/14	113.982	113.982	113.982	113.982	113.982
Medicare, Medicaid and all other patients: dental surgical intervention services..		621210-22	06/14	110.691	110.691	112.383	112.383	112.383
Dental non-surgical intervention services.....		621210-3	06/10	123.985	128.280	128.280	128.280	128.280
Private insurance patients: dental non-surgical intervention services.....		621210-31	06/14	112.445	113.276	113.276	113.276	113.276
Medicare, Medicaid and all other patients: dental non-surgical intervention services.....		621210-32	06/14	120.371	128.755	128.755	128.755	128.755
Medical and diagnostic laboratories.....	6215		12/03	103.809	103.719	103.765	103.765	103.765
Medical and diagnostic laboratories.....	62151		12/03	103.809	103.719	103.765	103.765	103.765
Medical laboratories.....	621511		12/03	100.949	100.815	100.884	100.884	100.884
Primary services.....		621511-P	06/94	120.096	119.936	120.018	120.018	120.018
Medical laboratory services.....		621511-2	06/94	120.096	119.936	120.018	120.018	120.018
Medicare patients.....		621511-23	06/14	79.423	79.423	79.423	79.423	79.423
Medicaid patients.....		621511-24	06/14	95.971	95.971	95.971	95.971	95.971
Private insurance patients.....		621511-25	06/14	98.345	98.115	98.233	98.233	98.233
All other patients.....		621511-26	06/14	102.620	102.620	102.620	102.620	102.620
Diagnostic imaging centers.....	621512		12/03	107.728	107.728	107.728	107.728	107.728
Primary services.....		621512-P	06/94	113.038	113.038	113.038	113.038	113.038
Diagnostic imaging services.....		621512-4	06/94	113.038	113.038	113.038	113.038	113.038
Medicare and Medicaid patients.....		621512-41	06/14	91.903	91.903	91.903	91.903	91.903
Private insurance and all other patients.....		621512-42	06/14	104.575	104.575	104.575	104.575	104.575
Home health care services.....	6216		12/96	158.528	158.669	159.160	160.381	160.373
Home health care services.....	62161		12/96	158.528	158.669	159.160	160.381	160.373
Home health care services.....	621610		12/96	158.591	158.733	159.225	160.448	160.440
Primary services.....		621610-P	12/96	152.654	152.800	153.306	154.564	154.564
Medicare and Medicaid patients.....		621610-3	12/03	128.520	128.625	128.625	130.122	130.122
Medicare patients.....		621610-31	12/96	138.359	138.359	138.359	138.359	138.359
Medicaid patients.....		621610-32	12/03	139.462	139.664	139.664	142.552	142.552
Private insurance and all other patients.....		621610-4	12/03	151.360	151.556	153.271	153.271	153.271
Private insurance patients.....		621610-41	06/14	109.277	109.277	109.277	109.277	109.277
All other patients.....		621610-42	06/14	151.057	151.274	153.186	153.186	153.186
Other receipts.....		621610-SM	12/96	294.995	294.995	294.995	295.018	-
All other ambulatory health care services.....	62199		06/06	129.095	129.331	129.201	129.371	130.676
Blood and organ banks.....	621991		06/06	129.090	129.326	129.196	129.365	130.670
Primary services.....		621991-P	06/06	127.655	127.838	127.714	127.890	129.205
Human blood services.....		621991-1	06/06	115.940	115.748	115.950	115.937	117.389
Human red blood and whole blood services.....		621991-12	06/06	113.570	113.578	113.901	114.034	114.034
Human blood plasma services.....		621991-13	06/06	114.640	114.213	114.295	114.132	117.139
Human blood platelet and other blood services.....		621991-14	06/06	132.245	132.328	132.636	132.759	132.716
Human organ, bone, tissue, and other bank services.....		621991-2	06/06	177.471	178.968	177.706	178.549	179.484
Other receipts.....		621991-SM	06/06	147.263	150.108	149.717	149.500	149.724

See footnotes at end of table.

Table 11. Producer price indexes for net output of selected industries and their products, not seasonally adjusted — Continued
 [May 2023]

Title ¹	Industry code	Product code	Index base	Unadjusted index ²				
				Jan. 2023	Feb. 2023 ^p	Mar. 2023 ^p	Apr. 2023 ^p	May 2023 ^p
Blood and organ banks - Continued								
Hospitals.....	622		12/92	226.111	226.178	226.729	228.147	228.534
General medical and surgical hospitals.....	6221		12/03	164.513	164.554	164.999	166.071	166.265
General medical and surgical hospitals.....	62211		12/03	164.486	164.527	164.972	166.044	166.238
General medical and surgical hospitals.....	622110		12/92	227.053	227.109	227.724	229.203	229.471
Primary services.....		622110-P	12/92	234.408	234.470	235.141	236.757	237.049
Certain infectious and parasitic diseases.....		622110-201	06/08	129.516	128.936	130.738	130.738	130.738
Neoplasms.....		622110-202	12/17	130.456	129.249	129.228	129.415	129.415
Diseases of the blood & blood-forming organs & certain disorders involving the immune mechanism.....		622110-203	12/17	129.036	128.289	128.289	128.289	128.289
Endocrine, nutritional and metabolic diseases.....		622110-204	12/17	108.054	108.054	108.054	108.713	108.713
Mental and behavioural disorders.....		622110-205	12/17	134.082	132.157	132.255	132.288	134.150
Diseases of the nervous system.....		622110-206	12/17	111.102	111.102	111.106	111.106	111.106
Diseases of the circulatory system.....		622110-209	06/08	133.491	133.528	133.716	133.814	133.814
Diseases of the respiratory system.....		622110-210	12/17	111.226	112.502	112.753	112.656	112.656
Diseases of the digestive system.....		622110-211	06/08	147.776	147.942	148.736	149.303	149.956
Diseases of the skin and subcutaneous tissue.....		622110-212	06/08	117.299	117.288	117.550	118.201	119.167
Diseases of the musculoskeletal system and connective tissue.....		622110-213	06/08	148.576	148.784	149.251	149.837	149.837
Diseases of the genitourinary system.....		622110-214	12/17	107.901	107.731	108.870	111.141	111.141
Pregnancy, childbirth and the puerperium.....		622110-215	06/08	170.523	170.255	171.385	172.834	172.834
Certain conditions originating in the perinatal period.....		622110-216	06/08	143.579	143.579	144.474	145.385	145.385
Symptoms, signs and abnormal clinical and laboratory findings, not elsewhere classified.....		622110-218	12/17	117.192	117.645	117.645	120.336	120.336
Injury, poisoning and certain other consequences of external causes.....		622110-219	12/17	109.880	110.286	110.998	112.243	112.243
Factors influencing health status and contact with health services.....		622110-221	12/17	116.211	116.444	116.642	117.977	117.977
Other diseases.....		622110-223	12/17	111.514	112.396	112.396	114.785	114.785
Psychiatric and substance abuse hospitals.....	6222		12/03	169.214	169.219	169.219	169.333	173.621
Psychiatric and substance abuse hospitals.....	62221		12/03	169.214	169.219	169.219	169.333	173.621
Psychiatric and substance abuse hospitals.....	622210		12/92	199.344	199.350	199.350	199.485	204.536
Primary services.....		622210-P	12/92	199.335	199.341	199.341	199.476	204.526
Psychiatric hospitals.....		622210-3	12/92	205.106	205.114	205.114	205.294	212.020
Medicare patients: psychiatric hospitals.....		622210-31	06/14	121.789	121.789	121.789	121.789	122.043
Medicaid patients: psychiatric hospitals.....		622210-32	06/14	152.660	152.660	152.660	152.660	162.149
Private insurance and all other patients: psychiatric hospitals.....		622210-33	06/14	128.968	128.976	128.976	129.149	132.404
Other specialty hospitals.....	6223		12/03	161.962	162.219	161.769	162.371	162.398
Other specialty hospitals.....	62231		12/03	161.962	162.219	161.769	162.371	162.398
Other specialty hospitals.....	622310		12/92	242.802	243.189	242.513	243.416	243.457
Primary services.....		622310-P	12/92	280.124	280.618	279.754	280.909	280.909
Specialty, except psychiatric and substance abuse, hospitals.....		622310-6	12/92	280.124	280.618	279.754	280.909	280.909
Medicare patients.....		622310-61	06/14	116.154	116.400	116.691	116.663	116.663
Medicaid patients.....		622310-62	06/14	108.850	110.008	109.798	109.480	109.480
Private insurance and all other patients.....		622310-63	06/14	106.067	106.058	105.313	106.195	106.195
Nursing care facilities.....	6231		12/03	173.944	174.952	175.658	175.675	175.518
Nursing care facilities.....	62311		12/03	173.943	174.951	175.657	175.675	175.518
Nursing care facilities.....	623110		12/94	263.895	265.424	266.496	266.522	266.284
Primary services.....		623110-P	12/94	265.292	266.909	268.042	268.069	267.818
Medicare and Medicaid patients.....		623110-1	12/94	255.494	255.302	255.261	254.584	254.010
Medicaid patients.....		623110-101	06/12	146.002	145.826	145.787	145.162	144.632
Medicare patients.....		623110-102	06/12	119.172	119.172	119.172	119.172	119.172
Private insurance and all other patients.....		623110-3	12/94	282.168	286.344	289.140	290.157	290.355
Private insurance patients.....		623110-301	06/14	106.720	106.720	106.720	106.720	106.720
All other patients.....		623110-302	06/14	131.851	134.215	135.798	136.373	136.486
Residential developmental disability homes.....	62321		12/03	217.149	216.812	217.396	217.326	217.326
Residential developmental disability homes.....	623210		12/03	217.141	216.805	217.389	217.319	217.319
Primary services.....		623210-P	12/03	220.102	219.715	220.387	220.307	220.307
Residential intellectual and developmental disability services.....		623210-1	12/03	220.102	219.715	220.387	220.307	220.307
Medicaid patients.....		623210-11	06/14	142.253	141.926	142.472	142.407	142.407
Non-Medicaid patients.....		623210-12	06/14	150.573	150.622	150.622	150.622	150.622
Amusement and theme parks.....	7131		06/06	210.150	211.120	213.409	214.902	212.494
Amusement and theme parks.....	71311		06/06	209.823	210.792	213.078	214.568	212.164
Amusement and theme parks.....	713110		06/06	209.814	210.784	213.070	214.557	212.152
Primary services.....		713110-P	06/06	206.298	207.422	209.836	210.556	207.904
Amusement and theme park admissions.....		713110-1	06/06	220.829	224.270	227.308	228.725	224.653

See footnotes at end of table.

Table 11. Producer price indexes for net output of selected industries and their products, not seasonally adjusted — Continued
 [May 2023]

Title ¹	Industry code	Product code	Index base	Unadjusted index ²				
				Jan. 2023	Feb. 2023 ^P	Mar. 2023 ^P	Apr. 2023 ^P	May 2023 ^P
Amusement and theme parks - Continued								
Amusement and theme park food and beverage sales.....		713110-2	06/06	205.429	205.429	207.163	207.830	207.709
Amusement and theme park merchandise sales, games, and other services.....		713110-3	06/06	153.090	135.741	135.603	129.806	130.266
Other receipts.....		713110-SM	06/06	247.854	245.622	245.043	261.461	264.320
Golf courses and country clubs.....	71391		12/05	159.304	160.490	161.094	160.961	158.572
Golf courses and country clubs.....	713910		12/05	159.306	160.492	161.096	160.962	158.574
Primary services.....		713910-P	12/05	159.662	160.905	161.255	161.115	158.601
Membership dues and fees.....		713910-1	12/05	170.608	170.608	170.821	171.252	171.252
Greens and guest fees.....		713910-2	12/05	138.303	139.577	140.530	139.626	128.960
Food and beverage sales.....		713910-3	12/05	171.286	175.723	175.723	175.131	175.131
Equipment rentals and all other golf services.....		713910-4	12/05	131.442	131.442	131.442	131.442	138.575
Fitness and recreational sports centers.....	71394		12/04	116.101	117.024	116.849	116.849	116.824
Fitness and recreational sports centers.....	713940		12/04	116.103	117.026	116.851	116.851	116.826
Primary services.....		713940-P	12/04	111.692	112.700	112.509	112.509	112.509
Fitness and recreational facility memberships.....		713940-1	12/04	101.302	102.093	101.846	101.846	101.846
Recreational facility admissions, classes, and other fitness center services.....		713940-2	12/04	146.954	148.698	148.698	148.698	148.698
Other receipts.....		713940-SM	12/04	134.078	134.078	134.078	134.078	133.837
Accommodation.....	721		12/96	183.975	186.525	197.252	195.522	195.233
Accommodation.....	7211		12/96	183.975	186.525	197.252	195.522	195.233
Hotels (exc casino hotels) and motels.....	72111		12/03	161.093	164.386	175.396	174.792	174.173
Hotels and motels, except casino hotels.....	721110		12/03	161.106	164.401	175.415	174.810	174.191
Primary services.....		721110-P	12/03	163.439	166.891	178.230	177.537	176.920
Guestroom rental.....		721110-1	12/03	165.106	169.331	183.778	183.134	182.318
Limited service hotels and motels guestroom rental.....		721110-101	06/93	180.938	195.051	209.161	195.990	216.015
Full service hotels and motels guestroom rental.....		721110-102	06/93	234.884	242.394	262.876	273.377	286.185
Luxury and resort hotels guestroom rental.....		721110-103	06/93	269.320	267.387	292.307	286.436	252.551
Hotel and motel food and beverage and related services.....		721110-2	12/03	153.946	154.643	154.779	154.046	154.184
Hotel and motel food and nonalcoholic beverage and related services.....		721110-201	12/03	150.302	151.618	151.661	150.659	150.679
Hotel and motel alcoholic beverage and related services.....		721110-202	12/03	173.046	170.676	171.274	171.872	172.599
Other hotel and motel services.....		721110-5	12/10	157.187	157.701	157.763	156.561	156.571
Other receipts.....		721110-SM1	12/10	164.482	158.747	156.119	162.115	160.531
Casino hotels.....	72112		12/03	129.626	128.991	132.838	129.534	130.170
Casino hotels.....	721120		12/03	129.606	128.971	132.818	129.514	130.150
Primary services.....		721120-P	12/03	130.901	130.479	134.402	131.006	131.662
Casino hotel guestroom rental.....		721120-1	06/01	140.529	134.734	155.572	141.091	144.070
Casino hotel food and beverage and related services.....		721120-2	12/03	208.755	209.301	210.637	214.491	214.267
Casino hotel food and nonalcoholic beverage and related services.....		721120-201	12/03	188.414	189.137	189.092	191.161	191.761
Casino hotel alcoholic beverage and related services.....		721120-202	12/03	266.844	266.844	272.350	281.552	278.832
Casino gaming receipts.....		721120-5	06/01	114.528	115.209	115.654	113.727	113.983
Other casino hotel services.....		721120-6	06/11	105.876	105.876	105.876	105.876	105.876
Other receipts.....		721120-SM1	06/11	150.756	128.473	129.307	131.276	130.672
Commercial machinery repair and maintenance.....	8113		06/06	180.692	180.695	184.308	184.312	184.461
Commercial machinery repair and maintenance.....	81131		06/06	180.713	180.716	184.329	184.333	184.482
Commercial machinery repair and maintenance.....	811310		06/06	180.646	180.649	184.260	184.265	184.413
Primary services.....		811310-P	06/06	163.770	163.770	167.162	167.162	167.300
Maintenance and repair services for agricultural, construction, and mining machinery.....		811310-5	12/13	163.703	163.703	164.223	164.223	164.223
Maintenance and repair services for commercial and service industry machinery.....		811310-6	12/13	137.338	137.338	137.338	137.338	137.338
Maintenance and repair services for industrial machinery.....		811310-7	12/13	116.798	116.798	122.530	122.530	122.530
Maintenance and repair services for general purpose machinery.....		811310-8	12/13	136.509	136.509	138.319	138.319	139.283
Other receipts.....		811310-SM	06/06	-	-	-	-	-
Special indexes								
New nonresidential building construction by contractor type/region.....	236400		02/14	162.200	162.313	162.566	162.087	162.191
General contractors.....		236400-1	02/14	158.143	158.150	158.345	158.485	158.684
General contractors, Northeast.....		236400-11	02/14	146.209	146.289	146.970	147.844	147.712
General contractors, South.....		236400-12	02/14	163.130	163.130	163.130	162.056	162.056
General contractors, Midwest.....		236400-13	02/14	145.719	145.693	146.019	145.377	145.448
General contractors, West.....		236400-14	02/14	170.071	170.072	170.111	172.113	172.900
Plumbing, heating, and air conditioning contractors.....		236400-221	02/14	148.154	148.222	148.818	149.186	149.166
Plumbing, heating, and air conditioning contractors, Northeast.....		236400-2211	02/14	173.077	173.077	174.050	174.821	174.706
Plumbing, heating, and air conditioning contractors, South.....		236400-2212	02/14	143.034	143.034	143.540	143.324	143.807
Plumbing, heating, and air conditioning contractors, Midwest.....		236400-2213	02/14	139.162	139.477	140.215	140.220	139.672
Plumbing, heating, and air conditioning contractors, West.....		236400-2214	02/14	142.270	142.270	142.555	143.723	143.550
Electrical contractors.....		236400-222	02/14	189.046	189.438	189.647	181.370	181.558

See footnotes at end of table.

Table 11. Producer price indexes for net output of selected industries and their products, not seasonally adjusted — Continued
 [May 2023]

Title ¹	Industry code	Product code	Index base	Unadjusted index ²				
				Jan. 2023	Feb. 2023 ^p	Mar. 2023 ^p	Apr. 2023 ^p	May 2023 ^p
New nonresidential building construction by contractor type/region - Continued								
Electrical contractors, Northeast.....		236400-2221	02/14	191.650	192.266	192.819	185.567	185.244
Electrical contractors, South.....		236400-2222	02/14	186.700	187.328	187.534	179.599	180.560
Electrical contractors, Midwest.....		236400-2223	02/14	179.587	179.968	180.315	170.778	170.745
Electrical contractors, West.....		236400-2224	02/14	198.335	198.237	198.073	189.652	189.321
Roofing contractors.....		236400-223	02/14	172.816	172.849	172.568	179.831	179.901
Roofing contractors, Northeast.....		236400-2231	02/14	153.782	153.782	153.864	156.543	156.543
Roofing contractors, South.....		236400-2232	02/14	198.590	198.590	197.364	203.250	203.250
Roofing contractors, Midwest.....		236400-2233	02/14	165.220	165.220	165.298	176.786	177.027
Roofing contractors, West.....		236400-2234	02/14	155.310	155.419	155.538	161.692	161.692
Poured concrete foundation and structure contractors.....		236400-224	02/14	168.429	168.482	168.615	167.641	167.230
Poured concrete foundation and structure contractors, Northeast.....		236400-2241	02/14	155.113	155.120	155.135	153.796	153.126
Poured concrete foundation and structure contractors, South.....		236400-2242	02/14	181.769	181.555	181.840	182.970	182.475
Poured concrete foundation and structure contractors, Midwest.....		236400-2243	02/14	161.563	162.093	162.093	156.772	156.567
Poured concrete foundation and structure contractors, West.....		236400-2244	02/14	163.704	163.704	163.806	164.009	-
New nonresidential building construction by region.....	236500		02/14	162.793	162.906	163.155	162.544	162.656
New nonresidential building construction, Northeast.....		236500-1	02/14	166.823	166.962	167.841	168.467	168.440
New nonresidential building construction, South.....		236500-2	02/14	161.090	161.312	161.419	160.335	160.493
New nonresidential building construction, Midwest.....		236500-3	02/14	154.971	155.033	155.325	153.646	153.545
New nonresidential building construction, West.....		236500-4	02/14	168.709	168.705	168.749	168.771	169.047
Nonresidential building maintenance & repair.....	2381MR		04/09	143.917	144.208	144.825	145.910	148.425
General medical and surgical hospitals by patient type.....	62211A							
Medicare patients.....		62211A-2	12/92	191.825	191.451	191.554	192.158	192.172
Medicaid patients.....		62211A-4	12/92	149.891	149.891	149.891	149.891	149.891
Private insurance and all other patients.....		62211A-6	12/92	297.293	297.897	299.480	302.812	303.603
Private insurance patients.....		62211A-61	06/14	129.292	129.537	130.223	131.729	131.842
All other patients.....		62211A-62	06/14	131.080	131.477	132.195	133.243	135.305
Premiums for property and casualty insurance ³	924126		06/98	163.187	163.394	163.664	163.823	163.949
Primary services.....		924126-P	06/98	163.345	163.552	163.822	163.981	164.107
Premiums for private passenger auto insurance.....		924126-1	06/98	197.320	197.633	197.792	197.917	198.152
Premiums for homeowner's insurance.....		924126-2	06/98	219.765	219.979	221.152	221.772	221.772
Premiums for commercial auto insurance.....		924126-3	06/98	119.960	120.028	119.607	119.708	119.917
Premiums for non-auto liability insurance.....		924126-4	06/98	123.248	123.248	123.437	123.437	123.544
Premiums for medical malpractice insurance.....		924126-402	06/98	119.025	119.025	119.025	119.025	119.025
Premiums for product and other non-auto liability insurance.....		924126-403	06/98	123.770	123.770	123.992	123.992	124.118
Premiums for commercial multiple peril insurance.....		924126-5	06/98	140.853	140.853	141.264	141.264	141.264
Premiums for worker's compensation insurance.....		924126-6	06/98	97.454	97.454	97.685	97.685	97.685
Premiums for other property and casualty insurance.....		924126-7	12/03	119.062	119.485	119.586	119.801	119.864

¹ Industry and product class indexes may include products not shown separately.

² All indexes are subject to revision for 4 months after their originally scheduled publication to incorporate late reports and corrections by survey respondents.

³ The special index for 924126, in which prices reflect premiums only, contrasts with the index shown elsewhere in this table for NAICS 524126, where prices reflect premiums plus the amount of investment income earned on the invested portion of the premium.

p Preliminary

"-" Data not available.

n.e.c. = Not elsewhere classified.

NOTE: Titles of some industries and products are not shown in this table because they fail to meet our publication criteria.

Table 12. Producer price index percentage changes for the net output of selected industries and their products, not seasonally adjusted
[May 2023]

Title ¹	Industry code	Product code	Unadjusted 12-month percent change ²	Unadjusted 1-month percent change ²				
			May 2022 to May 2023 ^P	Dec. to Jan.	Jan. to Feb. ^P	Feb. to Mar. ^P	Mar. to Apr. ^P	Apr. to May ^P
Logging.....	1133		-3.3	-0.6	-1.0	-1.6	-0.7	0.0
Logging.....	11331		-3.3	-0.6	-1.0	-1.6	-0.7	0.0
Logging.....	113310		-3.3	-0.6	-1.0	-1.6	-0.7	0.0
Primary products.....		113310-P	-3.3	-0.6	-1.0	-1.6	-0.7	0.0
Secondary products and miscellaneous receipts.....		113310-SM						
Mining								
Total mining industries.....			-31.2	-3.2	-7.1	-6.9	2.7	-5.8
Oil and gas extraction.....	211		-47.9	-6.8	-11.0	-11.8	4.5	-9.6
Oil and gas extraction.....	2111		-47.9	-6.8	-11.0	-11.8	4.5	-9.6
Crude petroleum and natural gas extraction.....	211111		-45.9	-9.6	-8.3	-10.9	6.5	-8.8
Primary products.....		211111-P	-45.9	-9.6	-8.3	-10.9	6.5	-8.8
Crude petroleum.....		211111-1	-31.2	-1.2	3.3	-7.1	12.1	-10.2
Natural gas (from the wellhead).....		211111-3	-75.5	-23.9	-34.0	-24.2	-17.6	-0.6
Natural gas liquids extraction.....	211112		-59.6	9.7	-24.6	-16.9	-8.4	-15.4
Primary products.....		211112-P	-59.6	9.7	-24.6	-16.9	-8.4	-15.4
Natural gas liquids.....		211112-1	-59.1	3.9	1.4	-11.5	-4.2	-16.4
Isopentane and natural gasoline.....		211112-11	-35.6	16.9	-5.2	-5.8	3.5	-9.3
Propane.....		211112-12	-50.8	28.2	-2.2	-3.8	4.1	-22.2
Butane.....		211112-13	-54.2	24.4	13.9	-27.0	2.6	-25.5
Plant condensate, ethane, gas mixtures, and other natural gas liquids.....		211112-14	-67.3	-10.3	1.4	-10.9	-11.8	-13.8
Residue gas shipped from natural gas liquids plants.....		211112-3	-74.9	17.6	-55.4	-31.6	-22.9	-11.0
Mining (except oil & gas).....	212		5.0	6.3	-1.6	-0.2	1.4	-0.7
Coal mining.....	2121		5.8	3.0	0.7	-3.8	4.1	1.7
Coal mining.....	21211		5.8	3.0	0.7	-3.8	4.1	1.7
Coal mining.....	212110		5.7	2.9	0.7	-3.8	4.2	1.7
Primary products.....		212110-P	-	2.9	0.7	-3.8	4.2	1.7
Coal, utility sold.....		212110-1	-	3.6	0.9	-4.3	4.9	2.1
Bituminous coal and lignite surface mining (utility sold).....		212110-11	12.0	1.0	8.5	-9.9	5.0	1.6
Raw bituminous and lignite from surface mining operations (utility sold).....		212110-111	20.5	-0.5	-3.2	-3.2	0.6	0.6
Processed bituminous coal and lignite surface operations (utility sold).....		212110-113	10.2	1.5	12.1	-11.7	6.3	1.9
Bituminous coal underground mining (utility sold).....		212110-12	4.5	4.9	-2.9	-1.1	4.8	2.4
Raw bituminous coal shipped from underground mining operations (utility sold).....		212110-121	-	2.2	2.3	2.9	-3.8	6.0
Processed bituminous coal shipped from underground mines (utility sold).....		212110-123	4.3	5.3	-3.5	-1.7	6.1	1.9
Coal exports.....		212110-4	-	-0.5	-0.2	-3.0	-0.4	0.0
Coal non-utility sold (including anthracite).....		212110-5	29.0	0.2	-0.9	0.8	3.3	-1.1
Secondary products and miscellaneous receipts.....		212110-SM						
Metal ore mining.....	2122		-0.5	10.1	-5.0	2.4	0.7	-2.4
Iron ore mining.....	21221		-1.5	0.9	1.0	-0.5	-1.3	-11.1
Iron ore mining.....	212210		-1.5	0.9	1.0	-0.5	-1.3	-11.1
Primary products.....		212210-P	-1.5	0.9	1.0	-0.5	-1.3	-11.1
Iron ore (including crude, concentrates, agglomerates and pellets).....		212210-0	-1.5	0.9	1.0	-0.5	-1.3	-11.1
Copper, nickel, lead & zinc mining.....	21223		-6.8	19.1	-9.0	-2.4	-0.7	-4.5
Copper, nickel, lead and zinc mining.....	212230		-6.8	19.1	-9.0	-2.4	-0.7	-4.5
Primary products.....		212230-P	-9.9	21.6	-9.2	-2.8	-2.5	-5.2
Secondary products and miscellaneous receipts.....		212230-SM						
Other metal ore mining.....	21229		-	0.0	1.4	11.8	2.8	-
Other metal ore mining.....	212290		-	0.0	1.4	11.8	2.8	-
Primary products.....		212290-P	-	0.0	1.4	11.8	2.8	-
Other metal ores, including uranium.....		212290-1	-	0.0	1.4	11.8	2.8	-
Nonmetallic mineral mining & quarrying.....	2123		10.6	5.0	0.4	-0.1	0.3	-0.5
Stone mining & quarrying.....	21231		12.3	5.9	1.1	0.2	-0.5	0.1
Dimension stone mining and quarrying.....	212311		19.5	8.5	1.5	0.0	0.0	4.9
Primary products.....		212311-P	20.8	8.9	1.5	0.0	0.0	5.1
Dimension stone.....		212311-0	20.8	8.9	1.5	0.0	0.0	5.1
Secondary products and miscellaneous receipts.....		212311-SM						
Crushed and broken limestone mining.....	212312		12.8	5.0	1.3	0.3	-0.5	-0.1

See footnotes at end of table.

Table 12. Producer price index percentage changes for the net output of selected industries and their products, not seasonally adjusted — Continued
 [May 2023]

Title ¹	Industry code	Product code	Unadjusted 12-month percent change ²	Unadjusted 1-month percent change ²				
				May 2022 to May 2023 ^P	Dec. to Jan.	Jan. to Feb. ^P	Feb. to Mar. ^P	Mar. to Apr. ^P
Crushed and broken limestone mining - Continued								
Primary products.....		212312-P	13.2	5.0	1.4	0.3	-0.3	0.0
Crushed and broken limestone.....		212312-0	13.2	5.0	1.4	0.3	-0.3	0.0
Secondary products and miscellaneous receipts.....		212312-SM						
Crushed and broken granite mining.....								
Primary products.....	212313	212313-P	14.1	9.8	0.1	-0.4	2.5	0.0
Crushed and broken granite.....		212313-0	13.8	9.8	0.1	-0.4	2.5	0.0
Secondary products and miscellaneous receipts.....		212313-SM						
Other crushed and broken stone mining.....								
Primary products.....	212319	212319-P	6.5	5.1	1.3	0.4	-3.8	0.0
Bituminous limestone and sandstone, and other crushed and broken stone.....		212319-0	6.8	5.4	1.4	0.4	-4.0	0.0
Secondary products and miscellaneous receipts.....		212319-SM						
Sand/gravel/clay/refractory minerals mining.....								
Primary products.....	212322		12.3	4.1	1.1	-0.6	1.1	0.9
Construction sand and gravel mining.....								
Primary products.....	212321	212321-P	9.0	3.5	0.9	-0.7	1.2	1.1
Construction sand and gravel (run of pit/bank, washed, screened, etc).....		212321-0	9.5	3.4	1.0	-0.6	1.2	1.1
Construction sand and gravel, Midwest.....		212321-02	10.8	4.4	1.7	-1.3	2.6	1.8
Construction sand and gravel, West.....		212321-04	7.7	1.9	0.9	-0.3	0.7	1.1
Secondary products and miscellaneous receipts.....		212321-SM						
Miscellaneous receipts.....		212321-M	6.7	3.6	0.0	0.0	2.7	0.0
Kaolin, clay, and ceramic and refractory minerals mining.....								
Primary products.....	212323	212323-P	-	6.9	1.5	-0.1	0.4	0.1
Kaolin and ball clay.....		212323-1	17.9	13.6	0.0	0.0	0.0	0.0
Bentonite.....		212323-2	15.3	2.0	0.0	0.0	1.8	0.0
Secondary products and miscellaneous receipts.....		212323-SM						
Other nonmetallic mineral mining & quarrying.....								
Primary products.....	212390	212390-P	3.0	4.2	-2.8	0.2	0.8	-5.0
Rock salt.....		212390-5	-	4.2	-2.8	0.2	0.8	-5.0
All other nonmetallic minerals, including gypsum.....		212390-9	3.2	2.2	0.3	7.3	3.8	-17.5
Secondary and miscellaneous.....		212390-SM						
Mining support activities.....								
Mining support activities.....	213		4.6	0.5	0.5	1.0	-0.9	-0.5
Mining support activities.....	2131		4.6	0.5	0.5	1.0	-0.9	-0.5
Mining support activities.....	21311		4.6	0.5	0.5	1.0	-0.9	-0.5
Drilling oil and gas wells.....								
Primary services.....	213111	213111-P	8.5	0.4	-0.7	0.0	0.0	0.0
Oil and gas well directional drilling control.....		213111-03	8.5	0.4	-0.7	0.0	0.0	0.0
Drilling oil and gas wells, including drilling in, spudding in or tailing in.....		213111-04	12.3	0.0	0.0	0.0	-0.5	0.0
Reworking oil and gas wells.....		213111-05	9.6	0.5	-0.8	0.0	0.0	0.0
			-0.4	0.0	-0.3	0.0	0.0	0.0
Support activities for oil and gas operations.....								
Primary services.....	213112	213112-P	3.2	0.6	0.8	1.3	-1.2	-0.7
Oil and gas field support services.....		213112-0	4.0	0.6	0.9	1.6	-1.3	-0.5
Secondary products and miscellaneous receipts.....		213112-SM	4.0	0.6	0.9	1.6	-1.3	-0.5
Support activities for coal mining.....								
Primary services.....	213113	213113-P	1.7	1.1	0.1	-0.3	0.0	-0.1
Coal mining services.....		213113-0	1.7	1.1	0.1	-0.3	0.0	-0.1
Support activities for metal mining.....								
Primary services.....	213114	213114-P	10.5	0.0	1.0	1.0	1.1	0.0
Metal mining services.....		213114-0	10.5	0.0	1.0	1.0	1.1	0.0
Utilities.....								
Electric power generation, transmission, and distribution.....	221		-17.4	-2.8	-14.0	-1.2	-5.0	-0.9
Electric power generation.....	2211		-18.6	-5.0	-15.9	0.3	-4.8	-0.1
Electric power generation.....	22111		-47.8	-14.4	-37.9	6.0	-12.1	-5.9
Electric power generation.....	221110		-47.8	-14.4	-37.9	6.0	-12.1	-5.9
Primary products.....		221110-P	-47.9	-14.5	-38.3	6.2	-12.3	-6.0
Utilities.....		221110-4	-21.7	15.2	-40.4	-3.5	-3.6	3.2
Non-utilities.....		221110-5	-65.1	-35.5	-35.5	17.6	-20.6	-16.7
Secondary products and miscellaneous receipts.....		221110-SM						
Electric power transmission, control, and distribution.....	22112		0.3	1.6	-3.1	-1.9	-1.9	2.0

See footnotes at end of table.

Table 12. Producer price index percentage changes for the net output of selected industries and their products, not seasonally adjusted — Continued
 [May 2023]

Title ¹	Industry code	Product code	Unadjusted 12-month percent change ²	Unadjusted 1-month percent change ²				
			May 2022 to May 2023 ^P	Dec. to Jan.	Jan. to Feb. ^P	Feb. to Mar. ^P	Mar. to Apr. ^P	Apr. to May ^P
Electric power transmission, control, and distribution - Continued								
Electric bulk power transmission and control.....	221121		4.8	0.5	0.3	0.9	0.1	1.5
Primary products.....		221121-P	4.8	0.5	0.3	0.9	0.1	1.5
Electric bulk power transmission and control.....		221121-3	4.8	0.5	0.3	0.9	0.1	1.5
Electric power distribution.....	221122		0.1	1.6	-3.3	-2.0	-2.0	2.0
Primary products.....		221122-P	8.8	4.9	-0.3	-0.9	-1.6	1.8
Residential electric power.....		221122-41	8.2	3.4	0.5	-0.6	-0.8	1.2
New England residential electric power.....		221122-411	25.9	14.2	0.0	0.0	-3.0	0.0
Middle Atlantic residential electric power.....		221122-412	10.6	0.5	0.2	-3.6	-1.2	2.0
East North Central residential electric power.....		221122-413	11.4	4.7	0.0	4.1	-0.3	-0.1
West North Central residential electric power.....		221122-414	2.2	0.6	-0.3	0.1	0.5	-1.1
South Atlantic residential electric power.....		221122-415	7.9	3.5	0.9	-0.8	-0.2	0.5
East South Central residential electric power.....		221122-416	9.5	4.0	2.9	-3.2	-2.7	1.6
West South Central residential electric power.....		221122-417	1.5	-0.2	1.1	-3.8	-2.3	4.5
Mountain residential electric power.....		221122-418	6.8	1.7	-0.2	1.1	0.7	4.0
Pacific residential electric power.....		221122-419	6.6	5.5	0.0	1.2	-0.1	0.0
Commercial electric power.....		221122-42	10.2	4.8	-0.1	-0.9	-1.9	2.3
New England commercial electric power.....		221122-421	20.6	12.5	0.0	0.0	-1.7	-0.2
Middle Atlantic commercial electric power.....		221122-422	4.0	3.9	-1.6	-7.0	-5.8	2.0
East North Central commercial electric power.....		221122-423	6.8	7.1	-2.2	3.1	-0.6	-0.1
West North Central commercial electric power.....		221122-424	1.5	1.7	-1.0	-0.3	1.0	-2.5
South Atlantic commercial electric power.....		221122-425	8.5	4.2	0.4	0.1	-1.4	0.1
East South Central commercial electric power.....		221122-426	4.5	2.8	2.6	-1.9	-4.3	-1.0
West South Central commercial electric power.....		221122-427	3.7	-1.1	2.3	-4.4	-3.2	1.7
Mountain commercial electric power.....		221122-428	9.5	2.6	-0.4	1.8	1.4	2.6
Pacific commercial electric power.....		221122-429	24.0	8.7	-0.1	2.1	-0.6	10.0
Industrial electric power.....		221122-43	7.8	8.9	-3.0	-1.5	-3.1	2.1
New England industrial electric power.....		221122-431	15.6	-7.9	-1.7	-12.2	-23.2	-0.5
Middle Atlantic industrial electric power.....		221122-432	-2.2	4.2	-3.5	-4.8	-7.6	0.0
East North Central industrial electric power.....		221122-433	5.4	9.4	-2.4	21.0	-0.1	0.2
West North Central industrial electric power.....		221122-434	2.0	3.0	-5.2	1.8	-2.7	4.4
South Atlantic industrial electric power.....		221122-435	6.8	2.1	0.5	-0.5	-1.3	0.4
East South Central industrial electric power.....		221122-436	0.1	2.9	8.4	-7.0	-3.4	-3.6
West South Central industrial electric power.....		221122-437	9.6	-0.3	1.3	-3.4	-2.8	1.2
Mountain industrial electric power.....		221122-438	1.1	59.4	-20.5	-22.6	-1.2	9.4
Pacific industrial electric power.....		221122-439	19.1	9.1	-0.1	0.7	-0.9	6.1
Transportation electric power.....		221122-45	-3.5	5.7	0.0	-0.1	-0.1	0.0
Secondary products and miscellaneous receipts.....		221122-SM						
Miscellaneous receipts.....		221122-M	-0.1	1.5	0.0	-0.2	0.0	0.0
Natural gas distribution.....	2212		-12.7	6.8	-6.5	-6.3	-5.3	-3.8
Natural gas distribution.....	22121		-12.7	6.8	-6.5	-6.3	-5.3	-3.8
Natural gas distribution.....	221210		-12.6	6.8	-6.5	-6.3	-5.3	-3.8
Primary products.....		221210-P	-12.2	7.1	-6.7	-6.5	-5.2	-3.9
Natural gas to ultimate consumers.....		221210-11	-15.5	7.2	-7.6	-7.6	-6.2	-4.6
Residential natural gas.....		221210-112	-7.2	10.7	-9.4	-7.7	-4.7	-2.8
New England residential natural gas.....		221210-1121	-2.9	-0.4	-1.7	-1.6	-0.4	-18.1
Middle Atlantic residential natural gas.....		221210-1122	3.2	4.2	-0.4	-6.1	-0.7	-0.6
East North Central residential natural gas.....		221210-1123	-23.0	-1.9	-4.4	-5.4	-12.1	-3.4
West North Central residential natural gas.....		221210-1124	-9.2	0.7	-5.8	-8.4	-2.9	-2.3
South Atlantic residential natural gas.....		221210-1125	-6.0	3.0	-5.4	-9.8	-0.9	1.8
East South Central residential natural gas.....		221210-1126	-22.2	-0.7	-0.8	-9.2	-2.2	-3.0
West South Central residential natural gas.....		221210-1127	-13.0	0.3	-2.6	-9.5	-5.7	-5.3
Mountain residential natural gas.....		221210-1128	23.7	4.5	1.0	3.1	0.8	-3.8
Pacific residential natural gas.....		221210-1129	-7.5	60.1	-32.3	-17.1	-8.6	-0.8
Commercial natural gas.....		221210-113	-15.5	12.9	-12.3	-10.6	-8.1	-6.5
New England commercial natural gas.....		221210-1131	-15.3	-0.1	-5.4	-2.7	-0.9	-26.3
Middle Atlantic commercial natural gas.....		221210-1132	-6.7	-1.3	-1.0	-6.0	-3.9	-2.7
East North Central commercial natural gas.....		221210-1133	-28.4	-2.9	-4.6	-6.1	-16.0	-6.4
West North Central commercial natural gas.....		221210-1134	-19.9	-1.0	-4.2	-13.1	-4.9	-6.1
South Atlantic commercial natural gas.....		221210-1135	-13.8	3.9	-4.8	-15.1	0.0	0.2
East South Central commercial natural gas.....		221210-1136	-16.8	-3.5	-1.2	-6.2	-0.3	-8.8
West South Central commercial natural gas.....		221210-1137	-24.1	0.4	-3.4	-10.1	-12.3	-4.9
Mountain commercial natural gas.....		221210-1138	32.1	4.9	1.3	3.5	1.9	-5.6
Pacific commercial natural gas.....		221210-1139	-22.7	87.6	-40.3	-27.4	-21.4	-5.2

See footnotes at end of table.

Table 12. Producer price index percentage changes for the net output of selected industries and their products, not seasonally adjusted — Continued
 [May 2023]

Title ¹	Industry code	Product code	Unadjusted 12-month percent change ²	Unadjusted 1-month percent change ²				
			May 2022 to May 2023 ^P	Dec. to Jan.	Jan. to Feb. ^P	Feb. to Mar. ^P	Mar. to Apr. ^P	Apr. to May ^P
Natural gas distribution - Continued								
Industrial natural gas.....		221210-114	-19.7	2.2	-8.3	-9.8	-8.5	-4.9
New England industrial natural gas.....		221210-1141	-16.7	0.1	-5.0	-3.5	-0.8	-28.7
Middle Atlantic industrial natural gas.....		221210-1142	-9.9	-8.8	-2.3	-14.1	-6.8	-1.4
East North Central industrial natural gas.....		221210-1143	-42.2	-1.8	-9.4	-7.8	-26.6	-11.8
West North Central industrial natural gas.....		221210-1144	-5.1	1.3	-4.5	-10.4	-8.0	0.0
South Atlantic industrial natural gas.....		221210-1145	-10.5	3.5	-8.3	-8.0	-3.9	0.0
East South Central industrial natural gas.....		221210-1146	-21.0	-8.9	-2.9	-16.3	-6.0	-3.8
West South Central industrial natural gas.....		221210-1147	-38.5	-2.7	-14.4	-9.6	-8.6	-5.9
Mountain industrial natural gas.....		221210-1148	27.7	6.1	2.4	5.0	0.9	3.4
Pacific industrial natural gas.....		221210-1149	28.4	26.2	-5.2	-12.4	2.9	-2.6
To electric power.....		221210-115	-23.4	1.2	-2.7	-5.7	-7.1	-6.1
Delivered to ultimate consumers for the account of others (transportation only)....		221210-12	11.3	6.5	-0.4	0.3	1.5	0.0
Industrial consumer.....		221210-122	4.4	4.2	-0.6	-0.5	-0.7	-0.4
Other consumers.....		221210-123	15.7	8.0	-0.2	0.7	2.8	0.3
Secondary products and miscellaneous receipts.....		221210-SM						
Miscellaneous receipts.....		221210-M	-3.3	-2.6	-0.2	-0.5	-1.6	0.2
Construction industries								
New industrial building construction.....	236211		10.4	1.3	0.1	0.2	-1.1	0.0
Primary products.....		236211-P	10.4	1.3	0.1	0.2	-1.1	0.0
New warehouse building construction.....	236221		7.5	0.0	-0.3	-0.2	-0.3	0.4
Primary products.....		236221-P	7.5	0.0	-0.3	-0.2	-0.3	0.4
New school building construction.....	236222		10.9	1.6	0.0	0.2	-0.4	0.0
Primary products.....		236222-P	10.9	1.6	0.0	0.2	-0.4	0.0
New office building construction.....	236223		14.3	3.8	0.1	0.2	0.1	0.1
Primary products.....		236223-P	14.3	3.8	0.1	0.2	0.1	0.1
New health care building construction.....	236224		11.9	1.8	0.1	0.1	-0.4	0.0
Primary products.....		236224-P	11.9	1.8	0.1	0.1	-0.4	0.0
Concrete contractors, nonresidential building work.....	23811X		3.6	-0.6	0.1	0.1	-0.5	-0.2
Primary products.....		23811X-P	3.6	-0.6	0.1	0.1	-0.5	-0.2
Roofing contractors, nonresidential building work.....	23816X		18.5	4.9	0.4	0.1	3.0	0.0
Primary products.....		23816X-P	18.5	4.9	0.4	0.1	3.0	0.0
Electrical contractors, nonresidential building work.....	23821X		11.2	8.0	0.2	0.1	-3.1	0.1
Primary products.....		23821X-P	11.2	8.0	0.2	0.1	-3.1	0.1
Plumbing, heating and air-conditioning contractors, nonresidential building work.....	23822X		10.0	0.9	0.1	0.5	0.2	0.9
Primary products.....		23822X-P	10.0	0.9	0.1	0.5	0.2	0.9
Manufacturing								
Total manufacturing industries.....			-4.0	1.7	0.1	-0.1	-0.1	-1.0
Food mfg.....	311		-0.3	0.4	-1.2	0.8	-0.3	-0.3
Animal food mfg.....	3111		2.7	0.2	0.3	2.0	-0.5	-1.0
Animal food mfg.....	31111		2.7	0.2	0.3	2.0	-0.5	-1.0
Dog and cat food manufacturing.....	311111		14.3	0.2	0.0	6.5	0.0	0.0
Primary products.....		311111-P	15.5	0.2	0.0	6.5	0.0	0.0
Dog food.....		311111-1	14.1	0.2	0.1	5.2	0.0	0.0
Canned dog food.....		311111-11	31.5	0.0	0.1	15.0	0.0	0.0
Dry and semi moist dog food.....		311111-14	9.3	0.2	0.0	3.1	0.0	0.0
Cat food.....		311111-4	18.7	0.1	0.0	9.4	0.0	0.0
Canned cat food.....		311111-44	14.8	0.0	0.0	5.6	0.0	0.0
Dry and semi moist cat food.....		311111-45	19.4	0.1	0.0	10.4	0.0	0.0
Secondary products and miscellaneous receipts.....		311111-SM						
Miscellaneous receipts.....		311111-M1	0.5	0.0	0.0	0.3	0.0	0.0
Other animal food manufacturing.....	311119		-4.5	0.2	0.5	-0.9	-0.9	-1.7
Primary products.....		311119-P	-4.9	0.1	0.5	-1.0	-0.9	-1.8
Complete swine feed, supplements, concentrates, and premixes.....		311119-B	-21.6	0.4	0.5	0.2	-0.5	-0.5
Complete beef cattle feed, supplements, concentrates, and premixes.....		311119-H	-4.4	-0.9	0.5	-1.4	-1.7	-1.1
Poultry, exc. chicken and turkey, and livestock, exc. cattle and swine, feed.....		311119-N	-0.1	-0.7	-0.2	-0.3	-0.9	-0.3
Pet (excluding dog and cat), laboratory, and fur animal feed.....		311119-R	2.6	0.1	0.7	-1.7	-0.1	-0.2
Chicken and turkey feed, supplements, concentrates, and premixes.....		311119-1	-2.2	0.4	1.7	0.0	-0.6	-2.1
Complete dairy cattle feed, supplements, concentrates, and premixes.....		311119-5	-2.8	0.6	-1.4	-3.0	-2.0	-3.5

See footnotes at end of table.

Table 12. Producer price index percentage changes for the net output of selected industries and their products, not seasonally adjusted — Continued
 [May 2023]

Title ¹	Industry code	Product code	Unadjusted 12-month percent change ²	Unadjusted 1-month percent change ²				
				May 2022 to May 2023 ^P	Dec. to Jan.	Jan. to Feb. ^P	Feb. to Mar. ^P	Mar. to Apr. ^P
Other animal food manufacturing - Continued								
Other prepared animal feeds, including feeding materials and adjuncts.....		311119-9	-5.6	-0.4	0.7	-1.9	0.6	-2.2
Secondary products and miscellaneous receipts.....		311119-SM						
Miscellaneous receipts.....		311119-M	0.4	1.3	-0.7	1.1	-0.4	0.2
Secondary products.....		311119-S	5.7	2.3	0.0	0.3	0.0	0.0
Grain & oilseed milling.....	3112		-4.8	0.4	0.1	-1.5	-1.2	-0.9
Flour milling & malt mfg.....	31121		0.1	0.2	0.3	-1.9	0.2	0.3
Flour milling.....	311211		-5.1	-0.8	-0.4	-2.8	0.4	0.5
Primary products.....		311211-P	-4.7	-0.8	-0.4	-2.9	0.4	0.5
Prepared flour mixes, including refrigerated and frozen doughs and batters, made in flour mills.....		311211-A	12.6	1.1	-0.1	0.0	-0.8	0.5
Wheat flour (except flour mixes), made in flour mills.....		311211-1	-8.5	-0.9	0.7	-5.4	1.8	1.3
Wheat mill products, except flour.....		311211-4	20.0	-4.1	-4.7	0.9	-3.2	-0.3
Corn mill products.....		311211-7	9.4	1.3	-0.5	-1.3	0.4	-0.6
Other grain mill products.....		311211-9	-10.7	-1.0	1.3	-2.2	0.9	-0.4
Secondary products and miscellaneous receipts.....		311211-SM						
Miscellaneous receipts.....		311211-M	-21.2	-5.2	-3.7	-3.3	-0.6	1.3
Rice milling.....	311212		17.0	3.3	0.7	0.4	-0.3	-0.8
Primary products.....		311212-P	17.0	3.3	0.7	0.4	-0.3	-0.8
Milled rice and byproducts.....		311212-0	17.0	3.3	0.7	0.4	-0.3	-0.8
Milled rice (incl second heads, screenings, brewers, bran, sharps, rice flour, and byproducts).....		311212-04	15.5	2.1	1.1	0.7	-0.4	-0.5
Head rice not packaged with other ingredients.....		311212-06	16.6	4.8	0.3	0.1	-0.3	-1.3
Malt manufacturing.....	311213		10.6	0.6	6.7	0.1	0.0	2.8
Primary products.....		311213-P	10.9	0.6	6.9	0.1	0.0	2.8
Malt and malt byproducts.....		311213-0	10.9	0.6	6.9	0.1	0.0	2.8
Secondary products and miscellaneous receipts.....		311213-SM1						
Starch & vegetable fats & oils mfg.....	31122		-9.5	0.2	-0.2	-1.6	-2.0	-2.4
Wet corn milling and starch manufacturing.....	311221		12.3	3.7	11.4	0.8	1.0	-2.3
Primary products.....		311221-P	12.1	3.7	11.8	0.8	0.9	-2.5
Wet process corn byproducts.....		311221-A	-3.7	-0.1	3.6	4.1	-0.3	-5.9
Corn sweeteners, made by wet milling.....		311221-1	22.1	3.5	17.2	0.3	0.0	3.4
Manufactured starch, made by wet milling.....		311221-4	26.0	1.8	28.8	2.1	0.0	-4.4
Secondary products and miscellaneous receipts.....		311221-SM						
Soybean and other oilseed processing.....	311224		-13.6	-0.6	-3.5	-2.8	-3.9	-2.5
Primary products.....		311224-P	-15.3	0.6	-3.8	-2.5	-5.4	-2.1
Cottonseed cake, meal, hulls, and other byproducts.....		311224-B	3.4	0.5	-1.8	-0.7	-0.6	-4.8
Cottonseed cake and meal.....		311224-B1	11.2	0.7	-1.4	-0.4	-1.1	-4.3
Soybean oil.....		311224-3	-22.4	-2.4	-4.2	-1.0	-3.0	-4.0
Crude soybean oil, degummed, made from soybeans crushed in the same establishment.....		311224-31	-7.3	-1.6	-0.7	-1.8	-1.8	-1.3
Soybean oil, all other types.....		311224-32	-29.5	-2.9	-6.6	-0.4	-3.8	-5.9
Soybean cake, meal, and other byproducts.....		311224-4	1.9	2.3	2.4	-0.4	-2.5	-1.2
Soybean cake and meal.....		311224-41	0.8	2.2	3.4	0.4	-2.6	-1.2
Other soybean products, including isolates and concentrates.....		311224-42	20.4	2.5	-4.5	-6.7	-1.5	-1.0
Cotton linters.....		311224-7	13.3	-0.1	-0.9	-0.2	-4.2	-5.0
Other crude and refined vegetable oils and other vegetable mill products.....		311224-9	-2.6	-0.5	0.4	0.2	0.5	-1.0
Other crude vegetable oils, including linseed, peanut, sunflower, safflower, etc.....		311224-91	-3.2	-1.1	-0.7	-1.6	1.7	-0.4
Other vegetable oil mill products, including all oil seed cake and meal.....		311224-93	-0.7	0.1	1.5	2.1	-0.5	-1.3
Secondary products and miscellaneous receipts.....		311224-SM						
Miscellaneous products.....		311224-M	-12.9	-3.7	-4.1	-3.2	-0.8	-5.3
Fats and oils refining and blending.....	311225		-15.1	-0.5	-2.5	-0.6	-0.7	-2.1
Primary products.....		311225-P	-18.5	-1.9	-2.3	-2.1	-0.7	-2.7
Shortening and cooking oils.....		311225-2	-23.3	-2.8	-2.7	-2.7	-1.1	-3.5
Margarine, butter blends, and butter substitutes.....		311225-4	-	1.1	-0.7	-0.1	0.7	-
Secondary products and miscellaneous receipts.....		311225-SM						
Secondary products.....		311225-S	0.4	5.7	-3.6	5.5	-0.5	0.0
Breakfast cereal manufacturing.....	31123		8.1	1.8	0.0	0.0	0.0	4.3
Breakfast cereal manufacturing.....	311230		8.1	1.8	0.0	0.0	0.0	4.3
Primary products.....		311230-P	8.3	2.0	0.0	0.0	0.0	4.7
Breakfast cereal.....		311230-1	8.3	2.0	0.0	0.0	0.0	4.7

See footnotes at end of table.

Table 12. Producer price index percentage changes for the net output of selected industries and their products, not seasonally adjusted — Continued
 [May 2023]

Title ¹	Industry code	Product code	Unadjusted 12-month percent change ²	Unadjusted 1-month percent change ²					
				May 2022 to May 2023 ^P	Dec. to Jan.	Jan. to Feb. ^P	Feb. to Mar. ^P	Mar. to Apr. ^P	Apr. to May ^P
Breakfast cereal manufacturing - Continued									
Secondary products and miscellaneous receipts.....		311230-SM							
Sugar & confectionery product mfg.....	3113		10.3	0.8	1.9	0.7	0.3	0.2	
Sugar mfg.....	31131		11.5	1.2	2.1	0.8	0.0	0.3	
Beet sugar manufacturing.....	311313		16.2	0.4	3.0	0.3	0.4	2.8	
Primary products.....		311313-P	16.5	0.4	3.0	0.3	0.4	2.8	
Beet sugar.....		311313-0	16.5	0.4	3.0	0.3	0.4	2.8	
Secondary products and miscellaneous receipts.....		311313-SM1							
Cane sugar manufacturing.....	311314		8.7	1.6	1.6	1.1	-0.3	-1.0	
Primary products.....		311314-P	8.7	1.6	1.6	1.1	-0.2	-1.1	
Raw cane sugar and sugarcane mill products and byproducts.....		311314-1	11.4	3.2	1.3	2.3	-0.2	-2.5	
Refined granulated cane sugar and byproducts.....		311314-3	6.8	0.6	1.9	0.4	-0.2	-0.1	
Secondary products and miscellaneous receipts.....		311314-SM							
Nonchocolate confectionery mfg.....	31134		9.5	0.4	3.5	0.8	0.1	0.0	
Nonchocolate confectionery manufacturing.....	311340		9.5	0.4	3.5	0.8	0.1	0.0	
Primary products.....		311340-P	9.9	0.4	3.7	0.8	0.1	0.0	
Nonchocolate-type confectioneries.....		311340-5	8.7	0.5	0.9	1.1	0.1	0.0	
Other confectionery-type products.....		311340-7	10.7	0.0	0.0	0.9	0.0	0.0	
Secondary products and miscellaneous receipts.....		311340-SM							
Secondary products.....		311340-S	4.7	0.0	0.6	0.1	0.1	0.1	
Chocolate and confectionery manufacturing.....	31135		9.9	0.9	0.8	0.5	0.7	0.3	
Chocolate and confectionery mfg. from cacao.....	311351		16.6	2.6	0.1	1.7	1.7	0.5	
Primary products.....		311351-P	16.7	2.5	0.1	1.7	1.7	0.5	
Chocolate coatings, made from cacao beans.....		311351-1	-	3.0	-1.4	1.8	1.5	0.2	
Chocolate/chocolate-type confectionery products, made from cacao beans.....		311351-4	7.3	0.0	2.5	1.0	0.0	0.0	
Other chocolate and cocoa products, made from cacao beans.....		311351-7	26.3	3.9	-1.1	2.1	2.8	0.9	
Secondary products and miscellaneous receipts.....		311351-SM1							
Confectionery mfg. from purchased chocolate.....	311352		6.9	0.1	1.2	0.0	0.2	0.2	
Primary products.....		311352-P	7.6	0.1	1.3	0.0	0.2	0.2	
Chocolate/confectionery products, made from purchased chocolate.....		311352-3	7.6	0.1	1.3	0.0	0.2	0.2	
Secondary products and miscellaneous receipts.....		311352-SM							
Miscellaneous receipts.....		311352-M	3.9	1.2	0.0	0.0	0.0	0.0	
Fruit & vegetable preserving & specialty food mfg.....	3114		11.6	0.9	0.6	0.7	0.2	1.1	
Frozen food manufacturing.....	31141		12.2	0.4	1.0	0.3	0.7	0.7	
Frozen fruit and vegetable manufacturing.....	311411		15.8	0.5	2.5	0.1	1.3	-0.3	
Primary products.....		311411-P	15.0	0.6	2.7	0.2	1.3	-0.3	
Frozen fruits, juices, ades, drinks, and cocktails.....		311411-1	3.4	-0.8	2.9	0.3	4.8	-3.0	
Frozen fruits.....		311411-11	-16.8	-1.5	0.2	0.7	-1.1	-5.4	
Frozen vegetables.....		311411-4	18.3	0.9	2.7	0.1	0.3	0.5	
Frozen vegetables, other than potato products.....		311411-47	3.7	0.0	0.3	0.0	0.1	0.4	
Frozen potato products (French-fried, patties, puffs, etc.).....		311411-48	30.5	1.7	4.4	0.2	0.4	0.5	
Secondary products and miscellaneous receipts.....		311411-SM							
Miscellaneous receipts.....		311411-M	46.6	1.6	13.1	1.7	10.0	-6.1	
Frozen specialty food manufacturing.....	311412		9.4	0.4	0.1	0.4	0.3	1.3	
Primary products.....		311412-P	9.4	0.4	0.1	0.4	0.2	1.3	
Frozen dinners (beef, pork, and poultry pies) and nationality foods, incl. frozen pizza.....		311412-1	10.2	0.5	0.1	-0.1	0.3	1.7	
Other frozen specialties, incl. all whipped topping, waffles, soups, etc., excluding seafood.....		311412-4	6.1	-0.1	0.1	2.7	0.0	0.0	
Secondary products and miscellaneous receipts.....		311412-SM							
Secondary products.....		311412-S	16.0	6.5	-5.6	-0.5	5.9	0.1	
Fruit & vegetable canning, pickling & drying.....	31142		11.2	1.3	0.3	1.1	-0.2	1.4	
Fruit and vegetable canning.....	311421		13.8	0.8	0.3	1.2	-0.5	1.8	
Primary products.....		311421-P	13.9	0.7	0.1	1.1	-0.3	1.7	
Canned catsup and other tomato based sauces.....		311421-D	16.7	-0.2	0.3	0.5	-0.1	5.9	
Canned jams, jellies, and preserves.....		311421-G	2.1	1.6	0.1	0.1	-0.1	0.0	
Canned and fresh fruit juices, nectars, and concentrates.....		311421-K	16.2	4.8	-0.9	2.9	0.4	-0.2	
Pickles and other pickled products, including horseradish.....		311421-Q	4.7	0.0	0.2	0.0	0.0	0.0	
Canned fruits, excluding baby foods.....		311421-1	12.5	-0.1	0.1	1.0	-0.4	2.2	
Canned vegetables.....		311421-5	17.8	-1.6	0.7	0.9	-1.3	0.6	

See footnotes at end of table.

Table 12. Producer price index percentage changes for the net output of selected industries and their products, not seasonally adjusted — Continued
 [May 2023]

Title ¹	Industry code	Product code	Unadjusted 12-month percent change ²	Unadjusted 1-month percent change ²				
			May 2022 to May 2023 ^P	Dec. to Jan.	Jan. to Feb. ^P	Feb. to Mar. ^P	Mar. to Apr. ^P	Apr. to May ^P
Fruit and vegetable canning - Continued								
Secondary products and miscellaneous receipts.....		311421-SM						
Miscellaneous receipts.....		311421-M	15.6	0.3	9.5	5.6	-7.5	1.4
Secondary products.....		311421-S	12.6	3.5	-0.9	-0.3	0.0	2.1
Specialty canning.....	311422		5.6	0.5	0.2	2.5	1.0	0.0
Primary products.....		311422-P	4.1	0.6	-0.3	1.2	1.2	0.0
Canned baby foods and other canned specialty/nationality foods.....		311422-5	8.0	2.6	-1.6	0.0	4.8	0.0
Canned soups and stews, excluding frozen and seafood.....		311422-6	0.4	0.0	0.2	0.1	0.0	0.0
Canned dry beans.....		311422-7	18.2	0.0	0.0	11.9	0.0	0.0
Secondary products and miscellaneous receipts.....		311422-SM						
Dried and dehydrated food manufacturing.....	311423		10.7	4.5	0.6	-1.4	-0.6	2.3
Primary products.....		311423-P	11.5	4.8	0.7	-1.6	-0.7	2.3
Soup mixes (including dried/dehydrated/freeze-dried) and bouillon.....		311423-1	9.5	5.6	0.0	-5.1	0.0	8.0
Dried and dehydrated fruits and vegetables, including freeze-dried.....		311423-5	12.5	3.4	1.0	-0.2	-0.9	0.8
Secondary products and miscellaneous receipts.....		311423-SM						
Dairy product mfg.....	3115		-6.4	-1.7	-2.1	-1.6	0.0	-0.6
Dairy product (except frozen) mfg.....	31151		-7.4	-1.8	-2.3	-1.7	-0.1	-0.6
Fluid milk manufacturing.....	311511		-0.4	-0.4	-1.2	-1.9	0.3	1.4
Primary products.....		311511-P	-2.3	-0.7	-1.3	-2.2	0.1	1.5
Yogurt, except frozen.....		311511-A	6.8	0.0	0.0	-0.1	0.2	4.0
Perishable dairy product substitutes.....		311511-D	8.9	1.9	0.0	0.0	0.0	0.0
Fluid milk and cream, bulk sales.....		311511-1	-5.2	-5.2	-2.6	-1.0	-0.3	0.8
Fluid milk and related products, packaged (incl. cartons, bottles, cans, etc.) excl. U.H.T.....		311511-5	-6.1	-0.8	-1.9	-3.6	0.4	1.4
Whole fluid milk, packaged, excluding U.H.T. and flavored.....		311511-51	-6.7	-0.7	-2.5	-4.4	1.3	1.6
Fluid milk, lowfat, incl. 2.0, 1.0, and 0.5 percent packaged, excl. U.H.T. and flavored.....		311511-52	-5.6	-0.1	-1.3	-3.2	-0.1	2.4
Fat free or skim milk, packaged, excluding U.H.T. and flavored.....		311511-53	-4.2	0.0	0.9	-1.6	0.7	0.4
Other fluid milk related products, incl. heavy & light cream, unflavored sour cream, etc.....		311511-59	-3.9	-2.3	-2.7	-3.6	-0.7	0.0
Cottage cheese (including bakers', pot, and farmers' cheese).....		311511-7	-1.3	-0.2	0.5	-1.2	-0.4	-0.5
Other packaged milk products incl. flavored milks, eggnog, buttermilk etc.....		311511-9	1.4	2.7	-0.5	-1.8	-0.3	1.0
Secondary products and miscellaneous receipts.....		311511-SM						
Miscellaneous receipts.....		311511-M	-1.8	2.2	-2.6	-2.8	0.1	-2.5
Secondary products.....		311511-S	14.6	1.9	0.7	0.9	2.0	1.1
Creamery butter manufacturing.....	311512		-8.5	-12.5	-0.2	-2.2	-1.0	2.6
Primary products.....		311512-P	-8.5	-12.5	-0.2	-2.2	-1.0	2.6
Creamery butter.....		311512-0	-8.5	-12.5	-0.2	-2.2	-1.0	2.6
Cheese manufacturing.....	311513		-10.1	-1.2	-3.3	-1.1	-0.2	-2.6
Primary products.....		311513-P	-10.1	-0.9	-3.4	-0.6	-0.2	-3.0
Raw liquid whey.....		311513-A	-30.3	-2.5	-9.9	-4.3	1.9	-1.2
Natural cheese (cheddar, Swiss, Italian, brick, cream, grated, dried etc.) excl. cottage cheese.....		311513-1	-9.9	-0.8	-3.0	-0.6	-0.3	-3.3
Natural cheese, except lowfat, shipped in consumer packages or containers (3 lbs. or less).....		311513-1111	0.6	-0.2	-0.6	-0.6	-0.5	-0.4
Natural cheese, except lowfat, shipped in packages or containers (more than 3 lbs.) or bulk.....		311513-1121	-17.6	-1.7	-5.1	-0.4	0.0	-6.0
Lowfat natural cheese, except cottage cheese, shipped in consumer packages (3 lbs. or less).....		311513-1131	-0.5	0.4	-0.2	-0.1	0.1	-0.3
Lowfat natural cheese, except cottage cheese, shipped in packages (more than 3 lbs.) or in bulk.....		311513-1141	-20.5	-0.6	-6.3	-1.4	-0.7	-7.0
Process cheese and related products.....		311513-4	-12.3	-1.3	-5.1	0.1	0.1	-1.9
Process cheese, shipped in consumer packages or containers (3 lbs. or less)...		311513-41	-8.8	-2.8	-3.2	1.5	1.1	-2.7
All other process cheese and related products.....		311513-49	-14.9	-0.1	-6.6	-1.0	-0.7	-1.3
Process cheese, shipped in packages or containers (more than 3 lbs.) or in bulk.....		311513-4921	-9.1	-1.4	-2.6	-4.9	-5.8	5.2
Cheese food, spread, and other related products.....		311513-4961	-21.1	1.3	-10.5	3.2	4.2	-7.0
Secondary products and miscellaneous receipts.....		311513-SM						
Miscellaneous receipts.....		311513-M	6.1	6.5	-2.7	-0.6	0.0	-0.2
Secondary products.....		311513-S	-11.8	-3.8	-3.1	-5.2	-0.3	-0.1
Dry, condensed, and evaporated dairy products.....	311514		-15.5	-2.3	-3.5	-2.6	-0.2	-1.6
Primary products.....		311514-P	-17.6	-1.7	-3.2	-2.8	-0.2	-1.8
Ice cream mixes and related products.....		311514-A	-3.4	-0.3	-1.6	-0.9	0.2	-0.5
Dairy product substitutes.....		311514-D	4.1	0.0	0.0	0.0	0.0	0.0
Dry milk products and mixtures.....		311514-1	-28.6	-2.9	-4.3	-4.2	-0.4	-3.0

See footnotes at end of table.

Table 12. Producer price index percentage changes for the net output of selected industries and their products, not seasonally adjusted — Continued
 [May 2023]

Title ¹	Industry code	Product code	Unadjusted 12-month percent change ²	Unadjusted 1-month percent change ²				
			May 2022 to May 2023 ^P	Dec. to Jan.	Jan. to Feb. ^P	Feb. to Mar. ^P	Mar. to Apr. ^P	Apr. to May ^P
Dry, condensed, and evaporated dairy products - Continued								
Milk products, shipped in consumer-type cans, excluding substitutes.....		311514-5	5.4	1.0	-0.2	-0.6	0.1	-0.2
Concentrated milk products shipped in bulk (barrels, drums, and tanks).....		311514-7	-27.7	-1.6	-8.4	-3.7	0.9	-0.4
Secondary products and miscellaneous receipts.....		311514-SM						
Secondary products.....		311514-S	-11.6	-8.1	-7.6	0.1	-0.9	0.1
Ice cream and frozen dessert mfg.....	31152		6.1	-0.5	0.3	0.1	0.8	0.0
Ice cream and frozen dessert manufacturing.....	311520		6.1	-0.5	0.3	0.1	0.8	0.0
Primary products.....		311520-P	6.5	-0.2	0.2	0.1	0.9	0.0
Ice cream and frozen dessert manufacturing.....		311520-0	6.5	-0.2	0.2	0.1	0.9	0.0
Ice cream, incl. custards (excl. lowfat and nonfat) shipped in bulk (containers 3 gal or more).....		311520-01	0.5	-0.8	-0.1	1.1	0.0	-0.1
Ice cream, incl. custards (excl. lowfat and nonfat) shipped in sizes less than 3 gallons.....		311520-02	8.2	-1.1	0.5	0.0	1.6	-0.1
Ice cream, including custards (excluding lowfat and nonfat), novelty forms.....		311520-03	6.9	0.3	-0.1	0.2	0.0	0.0
Ice cream, including custards, lowfat and nonfat.....		311520-04	5.8	1.0	0.0	0.0	0.2	0.0
Frozen desserts containing fats other than butterfat (incl. soy, rice, almond, oats, etc.).....		311520-06	-	4.2	-0.1	0.1	-0.1	0.3
Other frozen desserts (yogurt, sherbet, water ices, mellorine, frozen pudding, gelato, etc.).....		311520-09	5.3	2.3	0.1	-0.2	0.8	-0.3
Secondary products and miscellaneous receipts.....		311520-SM						
Miscellaneous receipts.....		311520-M	11.5	0.7	0.7	3.0	0.0	0.0
Secondary products.....		311520-S	-	-	1.9	-0.3	0.1	-0.1
Animal slaughtering & processing.....	31161		-7.9	1.8	-2.3	2.1	-1.1	0.4
Animal, except poultry, slaughtering.....	311611		1.0	3.9	-3.5	2.9	-2.7	1.9
Primary products.....		311611-P	0.8	4.0	-3.6	3.0	-2.5	1.9
Pork, fresh/frozen, unprocessed, all cuts, except sausage, made in slaughtering plants.....		311611-A	-17.5	3.1	-5.1	1.5	-12.3	-0.4
Pork, processed or cured, not canned or made into sausage, made in slaughtering plants.....		311611-G	13.5	-3.0	-10.1	15.4	-0.5	-0.7
Fresh and processed sausage, deli, and cooked meats, made in slaughtering plants.....		311611-J	-7.9	0.0	-1.4	-1.3	-0.6	-5.5
Hides, skins, and pelts, made in slaughtering plants.....		311611-Q	-4.6	-0.8	-0.1	1.3	-0.5	0.0
Miscellaneous byproducts of slaughtering plants.....		311611-R	-18.2	-1.2	-8.8	-4.6	-5.5	0.8
Beef, fresh or frozen, not canned or made into sausage, made in slaughtering plants.....		311611-1	11.6	6.5	-1.5	4.6	0.9	3.2
Beef, fresh/frozen whole/half carcass, not canned or made into sausage, misp.....		311611-10	19.8	9.6	-0.4	1.0	5.1	-3.9
Beef, fresh/frozen variety meats, not canned or made into sausage, made in slaughtering plants.....		311611-16	13.7	6.2	-7.4	6.6	-0.9	3.0
Beef, fresh/frozen, primal and subprimal cuts, made in slaughtering plants.....		311611-17	11.4	6.3	-1.2	4.9	0.6	4.0
Lamb/mutton, fresh or frozen, not canned or made into sausage, made in slaughtering plants.....		311611-7	53.0	-0.3	0.0	0.5	-1.4	0.0
Secondary products and miscellaneous receipts.....		311611-SM						
Miscellaneous receipts.....		311611-M	-	0.6	-0.4	-0.2	-	-
Secondary products.....		311611-S	-3.9	-0.1	-0.4	-5.2	-19.0	1.5
Meat processed from carcasses.....	311612		0.4	-2.0	0.0	2.2	0.5	0.6
Primary products.....		311612-P	0.3	-2.0	0.0	2.3	0.5	0.7
Other processed, frozen, or cooked meats, made from purchased carcasses.....		311612-A	4.3	-0.9	1.0	2.7	1.6	3.2
Boxed meat (beef, pork, lamb, etc.), made from purchased carcasses.....		311612-A1	7.0	-2.9	1.5	0.2	2.6	1.2
Frozen ground meat patties and other processed, frozen, or cooked meats, mfpc.....		311612-A5	2.4	-0.3	0.9	3.6	1.3	3.8
Pork, processed or cured, not canned or made into sausage, mfpc.....		311612-1	-5.7	-4.6	-2.0	1.5	-0.6	-0.7
Pork, sweet-pickled, dry-cured, or dry salt, not canned or made into sausage, mfpc.....		311612-11	-0.2	-0.1	0.1	-0.2	0.0	0.1
Smoked hams and picnics, excluding canned, made from purchased carcasses.....		311612-12	11.0	-12.5	1.4	13.8	-0.4	-0.8
Smoked slab bacon, made from purchased carcasses.....		311612-13	-27.3	-1.6	-0.2	-5.8	-8.0	2.9
Smoked sliced bacon, made from purchased carcasses.....		311612-14	-18.6	-2.0	-4.2	-1.2	-0.3	-2.3
Other smoked pork, not canned or made into sausage, made from purchased carcasses.....		311612-15	1.6	-1.0	0.0	-4.1	-0.3	4.0
Boiled ham, barbecue pork, and other cooked pork, except canned meats and sausage, mfpc.....		311612-16	7.4	-4.2	-4.4	-3.5	0.8	0.2
Sausage and similar products, excluding canned, made from purchased carcasses.....		311612-4	-3.8	-1.7	0.0	2.5	-0.3	-2.3
Fresh sausage (pork sausage, breakfast links, etc.), excluding canned, mfpc....		311612-41	-11.3	-3.1	0.5	6.2	-2.4	-6.0
Dry or semidry sausage (salami, cervelat, pepperoni, summer sausage, pork roll, etc), mfpc.....		311612-42	-2.9	-1.1	-1.2	1.2	1.0	-1.1
Frankfurters, including wieners, excluding canned, made from purchased carcasses.....		311612-43	2.5	-0.1	0.2	-0.5	0.4	1.6

See footnotes at end of table.

Table 12. Producer price index percentage changes for the net output of selected industries and their products, not seasonally adjusted — Continued
 [May 2023]

Title ¹	Industry code	Product code	Unadjusted 12-month percent change ²	Unadjusted 1-month percent change ²				
			May 2022 to May 2023 ^P	Dec. to Jan.	Jan. to Feb. ^P	Feb. to Mar. ^P	Mar. to Apr. ^P	Apr. to May ^P
Meat processed from carcasses - Continued								
Other sausage (smoked or cooked) & jellied goods & similar preparations, excluding canned, mfpc.....		311612-44	1.5	-1.7	0.8	0.9	0.5	-1.1
Secondary products and miscellaneous receipts.....		311612-SM						
Secondary products.....		311612-S	-0.6	-1.0	-0.2	-0.1	0.0	-3.3
Rendering and meat byproduct processing.....	311613		-4.9	-0.7	-1.1	-0.6	0.6	0.5
Primary products.....		311613-P	-4.5	-0.5	-1.0	-0.5	0.6	0.5
Lard, inedible tallow, and other greases, excluding wool grease.....		311613-2	-25.0	-0.3	-8.7	-9.1	-1.5	-5.0
Animal and marine feed and fertilizer byproducts.....		311613-5	10.9	-0.6	4.9	5.2	1.7	3.5
Meat and bone meal.....		311613-51	21.9	2.0	0.8	3.0	5.0	7.6
Animal and marine feed and fertilizer byproducts, except meat and bone meal..		311613-52	3.3	-3.0	8.9	7.2	-1.2	-0.3
Secondary products and miscellaneous receipts.....		311613-SM						
Poultry processing.....	311615		-24.7	2.4	-2.7	1.3	-0.2	-1.9
Primary products.....		311615-P	-25.0	2.4	-2.6	1.4	-0.2	-1.9
Processed poultry and small game (except soups), containing 20 percent or more poultry or meat.....		311615-D	-35.0	14.1	-8.4	7.4	-0.1	-3.5
Young chickens, including bulk, chilled, frozen, whole, and in parts.....		311615-1	-20.9	-1.9	0.1	2.8	1.7	0.9
Turkeys (including frozen, whole, and parts).....		311615-7	-21.8	0.0	-2.2	-10.8	-6.8	-8.9
Other poultry and small game (including frozen), whole, and parts.....		311615-9	9.9	0.5	0.3	0.1	0.0	-0.9
Secondary products and miscellaneous receipts.....		311615-SM						
Secondary products.....		311615-S	-20.4	-1.1	-12.2	-9.2	3.9	-2.9
Seafood product preparation & packaging.....	3117		-0.9	-0.2	-0.1	0.2	-0.3	-0.7
Seafood product preparation and packaging.....	31171		-0.9	-0.2	-0.1	0.2	-0.3	-0.7
Seafood product preparation and packaging.....	311710		-0.9	-0.2	-0.1	0.2	-0.3	-0.7
Primary products.....		311710-P	-1.2	-0.2	0.0	0.3	-0.3	-0.7
Prepared frozen shellfish.....		311710-3	-17.1	-0.9	-2.7	-0.1	-2.1	-6.0
Prepared fresh fish/seafood, inc. surimi/surimi-based products.....		311710-6	-3.7	-0.2	0.2	-0.7	-2.5	-0.3
Prepared frozen fish.....		311710-7	0.1	0.3	-1.2	0.0	0.0	0.3
Other prepared fresh and frozen seafood.....		311710-9	22.1	0.9	1.8	6.8	0.2	0.6
Secondary products and miscellaneous receipts.....		311710-SM						
Secondary products.....		311710-S	-	-	0.1	0.0	0.9	0.9
Bakeries & tortilla mfg.....	3118		8.7	1.0	0.4	0.6	-0.5	0.2
Bread & bakery product mfg.....	31181		9.3	0.8	0.5	0.8	0.1	-0.2
Retail bakeries.....	311811		9.3	0.8	0.5	0.7	0.0	-0.2
Primary products.....		311811-P	10.3	1.0	0.6	0.8	0.0	0.4
Retail bakery products.....		311811-0	10.3	1.0	0.6	0.8	0.0	0.4
Secondary products and miscellaneous receipts.....		311811-SM						
Commercial bakeries.....	311812		9.7	0.5	0.6	0.4	0.1	-0.2
Primary products.....		311812-P	9.7	0.5	0.5	0.6	0.1	-0.3
Bread (white, wheat, rye, etc.), including frozen.....		311812-1	9.0	-0.2	-0.1	2.1	-0.7	-0.6
White pan bread.....		311812-15	13.3	1.0	0.4	-0.2	-0.1	0.3
White hearth bread (French, Italian, etc.).....		311812-16	6.7	0.6	0.9	0.0	0.0	0.2
Dark wheat breads (whole wheat, cracked wheat, multigrain, etc.).....		311812-17	7.6	-0.4	-1.3	3.2	-1.8	1.6
Other variety breads (rye, unleavened, raisin, potato, self-rising, salt-free, canned, etc.).....		311812-18	3.4	-2.8	-0.8	6.7	-1.3	-4.6
Rolls, bread-type (including muffins, bagels, and croissants), including frozen.....		311812-5	10.2	0.4	1.0	-0.6	1.0	-1.9
Rolls, hamburger and wiener.....		311812-51	12.6	-0.2	-0.2	-2.7	2.5	-1.2
All other rolls, bread-type (incl. muffins, bagels, and croissants).....		311812-59	7.5	0.9	2.2	1.2	-0.2	-2.5
Soft cakes, excluding frozen.....		311812-7	5.2	0.7	0.6	0.1	-0.5	3.3
Other sweet goods, excluding frozen.....		311812-9	14.0	3.0	0.8	0.4	0.4	1.7
Secondary products and miscellaneous receipts.....		311812-SM						
Miscellaneous receipts.....		311812-M	8.7	0.5	0.0	-0.3	0.3	0.3
Secondary products.....		311812-S	10.6	1.1	1.9	-1.8	0.2	0.9
Frozen cakes and other pastries manufacturing.....	311813		6.8	2.4	-0.4	3.2	0.0	-0.2
Primary products.....		311813-P	6.9	2.5	-0.4	3.6	0.0	-0.2
Frozen cakes, pies, and other pastries.....		311813-0	6.9	2.5	-0.4	3.6	0.0	-0.2
Secondary products and miscellaneous receipts.....		311813-SM						
Secondary products.....		311813-S	-	1.2	0.4	0.1	0.3	-
Cookie, cracker & pasta mfg.....	31182		6.8	1.6	0.2	0.1	-1.9	1.1
Cookie and cracker manufacturing.....	311821		4.4	0.0	0.3	0.3	0.0	2.3
Primary products.....		311821-P	4.2	0.0	0.2	0.0	0.0	2.6
Crackers, biscuits, and related products.....		311821-2	0.1	0.0	0.0	0.0	0.0	0.0

See footnotes at end of table.

Table 12. Producer price index percentage changes for the net output of selected industries and their products, not seasonally adjusted — Continued
 [May 2023]

Title ¹	Industry code	Product code	Unadjusted 12-month percent change ²	Unadjusted 1-month percent change ²				
				May 2022 to May 2023 ^P	Dec. to Jan.	Jan. to Feb. ^P	Feb. to Mar. ^P	Mar. to Apr. ^P
Cookie and cracker manufacturing - Continued								
Saltines and all other crackers, cracker meal and crumbs, and biscuits.....		311821-24	0.1	0.0	0.0	0.0	0.0	0.0
Cookies, wafers, and ice cream cones and cups (excluding frozen).....		311821-4	7.0	0.0	0.3	0.0	0.0	4.4
Secondary products and miscellaneous receipts.....		311821-SM						
Secondary products.....		311821-S	9.0	0.0	1.3	2.9	0.0	-0.2
Dry pasta, dough, and flour mixes manufacturing from purchased flour.....								
Primary products.....	311824	311824-P	8.7	2.8	0.2	-0.1	-3.3	0.1
Prepared flour mixes (incl refrigerated & frozen doughs & batters) made from purchased flour.....		311824-1	8.4	2.9	0.3	-0.1	-3.6	0.0
Flour mixes (refrigerated & frozen doughs & batters), ex cake mixes, made from purchased flour.....		311824-12	8.3	0.1	-0.2	-0.1	-1.0	0.0
Dry macaroni, spaghetti and egg noodle products (excluding canned or frozen).....		311824-3	8.3	0.1	-0.2	-0.1	-1.0	0.0
Secondary products and miscellaneous receipts.....		311824-SM	8.5	8.9	1.3	0.0	-8.4	0.0
Secondary products.....		311824-S	10.8	0.0	-6.0	0.1	2.0	4.2
Tortilla mfg.....	31183		14.7	-0.6	0.7	1.2	0.4	0.0
Tortilla manufacturing.....								
Primary products.....	311830	311830-P	14.7	-0.6	0.7	1.2	0.4	0.0
Tortillas, sold in bulk or packages, excluding frozen or canned.....		311830-0	16.8	-0.6	0.7	1.0	0.4	0.0
Secondary products and miscellaneous receipts.....		311830-SM	16.8	-0.6	0.7	1.0	0.4	0.0
Miscellaneous receipts.....		311830-M	7.4	0.0	0.0	0.5	0.0	0.0
Secondary products.....		311830-S	-	-0.5	0.4	5.6	0.6	-
Other food manufacturing.....	3119		2.9	-0.6	-3.0	1.2	0.7	-1.9
Snack food mfg.....	31191		10.6	-0.8	0.8	1.5	0.2	3.4
Roasted nuts and peanut butter manufacturing.....								
Primary products.....	311911	311911-P	-2.4	-2.5	-0.4	-0.1	0.6	1.1
Nuts and seeds (salted, roasted, cooked, or blanched).....		311911-1	-2.4	-2.3	-0.4	-0.1	0.6	1.1
Nuts (salted, roasted, cooked, or blanched), sold in bulk.....		311911-11	-3.0	-2.6	-0.6	-0.1	0.6	1.2
Canned nuts (salted, roasted, cooked, or blanched).....		311911-11	-6.1	-2.8	-0.5	-0.1	0.8	1.2
All other packaged nuts, including all types of seeds (salted, roasted, cooked, or blanched).....		311911-12	-1.9	-0.7	-3.2	2.2	-3.1	2.6
Peanut butter.....		311911-13	-1.9	-0.1	-0.5	-1.0	0.0	0.0
Secondary products and miscellaneous receipts.....		311911-4	2.3	0.6	0.8	0.5	0.1	0.2
Secondary products.....		311911-SM						
Secondary products.....		311911-S	6.6	0.2	0.0	-2.6	0.1	1.2
Other snack food manufacturing.....								
Primary products.....	311919	311919-P	17.1	0.0	1.3	2.2	0.0	4.5
Potato chips and sticks, plain and flavored.....		311919-1	18.3	0.0	1.4	2.3	0.0	4.6
Corn chips and related products.....		311919-1	19.5	0.0	1.8	0.3	0.0	6.9
Other chips, sticks (hard pretzels, bacon rinds, popcorn (except candied), etc.).....		311919-4	18.1	0.0	0.0	4.7	0.0	0.0
Secondary products and miscellaneous receipts.....		311919-7	16.6	0.0	2.6	1.8	0.0	7.3
Secondary products.....		311919-SM						
Coffee & tea mfg.....	31192		8.9	-0.1	0.8	-0.2	0.2	0.3
Coffee and tea manufacturing.....								
Primary products.....	311920	311920-P	8.9	-0.1	0.8	-0.2	0.2	0.3
Roasted coffee.....		311920-1	8.9	-0.1	0.8	-0.2	0.2	0.3
Coffee, concentrated, including coffee substitutes.....		311920-5	8.9	-0.3	-0.2	-0.4	0.4	0.3
Tea in consumer packages.....		311920-7	0.2	0.0	0.0	0.0	0.0	0.0
Secondary products and miscellaneous receipts.....		311920-SM	15.0	1.4	10.8	1.6	-1.3	0.6
Miscellaneous receipts.....		311920-M	18.1	0.0	0.0	0.0	0.0	0.0
Flavoring syrup & concentrate mfg.....	31193		7.7	3.8	-0.5	0.4	0.8	-0.7
Flavoring syrup and concentrate manufacturing.....								
Primary products.....	311930	311930-P	7.7	3.8	-0.5	0.3	0.8	-0.7
Liquid beverage bases, excluding use by soft drink bottlers.....		311930-1	8.2	3.8	0.0	0.0	0.8	-0.8
Soft drink flavoring syrup, sold in bulk.....		311930-1	4.3	0.3	0.0	0.0	2.8	-2.7
Other flavoring agents (except chocolate syrups).....		311930-6	7.6	7.5	0.0	0.0	0.0	0.0
Secondary products and miscellaneous receipts.....		311930-8	7.2	2.5	0.0	-0.1	0.0	0.0
Secondary products.....		311930-SM						
Secondary products.....		311930-S	-	5.6	-	-	-	-
Seasoning & dressing mfg.....	31194		7.1	0.1	0.8	0.4	0.6	0.2
Mayonnaise, dressing, and sauce manufacturing.....								
Primary products.....	311941	311941-P	11.2	0.0	1.0	0.8	1.3	0.4
Vinegar and cider.....		311941-1	10.2	0.0	1.1	0.8	1.4	0.0
Prepared sauces, excluding tomato-based sauces and sauces comprised of 20 percent or more meat.....		311941-1	8.3	0.0	0.4	0.0	4.1	0.0
Mayonnaise, salad dressings, and sandwich spreads.....		311941-4	13.8	0.0	2.0	0.0	2.5	0.0
		311941-7	8.1	0.0	0.3	1.7	0.0	0.0

See footnotes at end of table.

Table 12. Producer price index percentage changes for the net output of selected industries and their products, not seasonally adjusted — Continued
 [May 2023]

Title ¹	Industry code	Product code	Unadjusted 12-month percent change ²	Unadjusted 1-month percent change ²				
			May 2022 to May 2023 ^P	Dec. to Jan.	Jan. to Feb. ^P	Feb. to Mar. ^P	Mar. to Apr. ^P	Apr. to May ^P
Mayonnaise, dressing, and sauce manufacturing - Continued								
Spoon-type salad dressing incl. mayonnaise, sandwich spreads, refrigerated dressings, semisolid.....		311941-75	5.0	0.0	0.4	2.0	0.0	0.0
Pourable-type salad dressing (reduced calorie, cheese, vinegar and oil, etc.)....		311941-76	11.4	0.0	0.1	1.3	0.0	0.0
Secondary products and miscellaneous receipts.....		311941-SM						
Miscellaneous receipts.....		311941-M	2.1	0.0	0.0	0.0	2.1	0.0
Secondary products.....		311941-S	18.1	-0.1	0.5	0.8	0.1	3.9
Spice and extract manufacturing.....	311942		3.4	0.2	0.6	0.0	-0.1	0.0
Primary products.....		311942-P	3.6	0.2	0.6	0.0	0.0	0.0
Table salt (evaporated), pepper (white and black), and other spices.....		311942-1	5.9	0.5	-0.1	0.1	0.0	0.0
Pepper and other spices in commercial sizes (1 lb or more).....		311942-16	-0.3	-0.2	-0.2	0.0	0.0	0.0
Flavoring extracts, emulsions, liquid flavors, and food colorings.....		311942-6	1.9	0.0	1.9	0.0	0.0	0.0
Dry mix food preparations.....		311942-7	5.7	0.0	0.3	0.0	-0.1	0.0
Secondary products and miscellaneous receipts.....		311942-SM						
All other food mfg.....	31199		-10.6	-2.2	-11.1	2.4	1.3	-10.5
Perishable prepared food manufacturing.....	311991		8.8	-3.6	-8.4	-2.3	0.0	4.2
Primary products.....		311991-P	9.5	-3.7	-8.7	-2.4	0.0	4.4
Perishable prepared foods.....		311991-0	9.5	-3.7	-8.7	-2.4	0.0	4.4
Secondary products and miscellaneous receipts.....		311991-SM						
Miscellaneous receipts.....		311991-M	2.9	0.2	0.0	0.0	0.0	0.0
All other miscellaneous food manufacturing.....	311999		-23.5	-1.1	-13.3	6.4	2.4	-21.9
Primary products.....		311999-P	-26.3	-1.3	-13.9	6.6	2.5	-23.1
All other miscellaneous manufactured foods.....		311999-0	-26.3	-1.3	-13.9	6.6	2.5	-23.1
Secondary products and miscellaneous receipts.....		311999-SM						
Beverage & tobacco mfg.....	312		10.6	2.6	0.6	0.1	-0.2	1.7
Beverage mfg.....	3121		10.5	3.2	-0.1	0.1	-0.4	1.8
Soft drink & ice mfg.....	31211		16.5	6.1	-0.6	0.0	-0.9	3.2
Soft drink manufacturing.....	312111		17.0	7.1	-0.9	-0.2	-1.0	3.4
Primary products.....		312111-P	17.1	7.3	-0.9	-0.2	-1.1	3.5
Soft drinks, non-carbonated.....		312111-A	27.8	15.8	-6.4	-0.2	-3.1	12.0
Soft drinks, non-carbonated, all other types.....		312111-A3	10.7	4.5	0.4	-0.2	0.1	-1.2
Soft drinks, non-carbonated, fruit drinks, cocktails, ades.....		312111-A4	38.4	21.9	-9.5	-0.2	-4.8	19.2
Soft drinks, bottled, canned, glass, plastic, carbonated.....		312111-2	12.7	3.8	1.6	-0.2	-0.2	0.0
Secondary products and miscellaneous receipts.....		312111-SM						
Miscellaneous receipts.....		312111-M	13.2	-5.1	0.8	0.3	0.0	8.0
Secondary products.....		312111-S	11.8	3.7	1.7	0.5	0.0	0.5
Bottled water manufacturing.....	312112		13.2	0.3	0.5	1.3	-0.4	1.7
Primary products.....		312112-P	13.7	0.3	0.5	1.3	-0.5	1.7
Bottled water.....		312112-0	13.7	0.3	0.5	1.3	-0.5	1.7
Secondary products and miscellaneous receipts.....		312112-SM						
Miscellaneous receipts.....		312112-M	-	-	-	-	-	-
Secondary products.....		312112-S2	7.8	-0.4	1.8	0.9	-0.2	2.8
Ice manufacturing.....	312113		20.3	0.0	1.8	0.9	0.1	2.4
Primary products.....		312113-P	20.9	0.0	1.8	1.0	0.1	2.5
Ice, manufactured (cubed, crushed, etc.), including can or block.....		312113-0	20.9	0.0	1.8	1.0	0.1	2.5
Secondary products and miscellaneous receipts.....		312113-SM						
Miscellaneous receipts.....		312113-M	1.4	0.0	0.3	0.0	0.0	0.0
Breweries.....	31212		3.3	1.2	0.3	-0.2	0.0	0.0
Breweries.....	312120		3.3	1.2	0.3	-0.2	0.0	0.0
Primary products.....		312120-P	2.6	0.7	0.4	-0.2	0.0	0.0
Canned beer and ale case goods.....		312120-1	2.2	0.6	0.7	-0.3	0.0	0.0
Bottled beer and ale case goods.....		312120-5	3.6	1.2	-0.1	-0.4	0.0	0.0
Beer and ale in barrels and kegs.....		312120-7	1.2	0.5	0.3	-0.1	0.0	-0.2
All other malt beverages and brewing products.....		312120-9	4.8	0.5	0.1	0.2	-0.3	0.1
Secondary products and miscellaneous receipts.....		312120-SM						
Miscellaneous receipts.....		312120-M	18.2	4.6	0.0	0.0	0.0	0.0
Wineries.....	31213		7.7	0.1	0.3	0.3	0.6	0.4
Wineries.....	312130		7.7	0.1	0.3	0.3	0.6	0.4
Primary products.....		312130-P	8.0	0.1	0.3	0.3	0.4	0.4
Wines, brandy, and brandy spirits.....		312130-0	8.0	0.1	0.3	0.3	0.4	0.4
Wines, white, red, and rose grape, and other fruits, 14 percent or less alcohol...		312130-08	3.7	0.0	0.3	0.3	0.4	0.4

See footnotes at end of table.

Table 12. Producer price index percentage changes for the net output of selected industries and their products, not seasonally adjusted — Continued
 [May 2023]

Title ¹	Industry code	Product code	Unadjusted 12-month percent change ²	Unadjusted 1-month percent change ²				
			May 2022 to May 2023 ^P	Dec. to Jan.	Jan. to Feb. ^P	Feb. to Mar. ^P	Mar. to Apr. ^P	Apr. to May ^P
Wineries - Continued								
Wines, white grape, 14 percent or less alcohol content.....		312130-0811	6.2	-0.2	0.5	0.4	0.3	0.4
Wines, red grape, 14 percent or less alcohol content.....		312130-0821	1.3	0.2	0.1	0.2	0.5	0.5
Wines, rose grape and other fruits and berries, 14 percent or less alcohol.		312130-0831	3.9	0.4	-0.3	0.2	0.0	0.0
Wines, dessert, effervescent, and wine coolers.....		312130-09	3.8	1.8	0.0	0.4	0.3	0.2
All other wines, brandy, and brandy spirits.....		312130-0B	23.6	0.4	0.4	-0.2	0.4	0.4
Secondary products and miscellaneous receipts.....		312130-SM						
Miscellaneous receipts.....		312130-M	8.2	0.0	2.0	2.0	6.5	0.0
Distilleries.....	31214		5.1	0.0	0.8	1.2	-0.2	2.3
Distilleries.....	312140		5.1	0.0	0.8	1.2	-0.2	2.3
Primary products.....		312140-P	4.9	0.0	0.8	1.2	-0.2	2.3
Distilled liquor, excluding brandy.....		312140-2	4.4	0.0	0.3	2.6	0.0	0.0
Distilled whiskey, all other distilled liquor, excluding brandy.....		312140-22	4.8	0.0	0.3	2.6	0.0	0.0
Bottled liquor, excluding brandy.....		312140-5	5.4	0.0	1.2	0.0	-0.3	4.4
Bottled whiskey.....		312140-5B	5.4	0.0	0.7	0.0	0.0	6.6
Bottled gin, vodka, rum, cordials, cocktails, and similiar compounds.....		312140-5C	4.5	0.0	2.4	0.0	-0.8	1.4
Secondary products and miscellaneous receipts.....		312140-SM						
Miscellaneous receipts.....		312140-M	13.8	4.6	0.0	0.0	0.0	0.0
Tobacco mfg.....	3122		10.9	1.5	1.9	0.0	0.1	1.7
Tobacco manufacturing.....	31223		10.9	1.5	1.9	0.0	0.1	1.7
Tobacco manufacturing.....	312230		10.9	1.5	1.9	0.0	0.1	1.7
Primary products.....		312230-P	11.0	1.5	1.9	0.0	0.1	1.7
Tobacco stemming and redrying.....		312230-0	2.8	0.3	0.0	-0.4	0.3	0.0
Tobacco, unstemmed leaf, redried before packing.....		312230-01	3.3	0.3	0.0	-0.6	0.5	0.0
Tobacco, stemmed.....		312230-04	2.2	0.4	0.0	0.0	0.0	0.0
Cigarettes, excluding electronic.....		312230-1	11.7	1.7	2.1	0.0	0.0	1.8
Other tobacco products.....		312230-9	8.5	0.2	1.0	0.2	0.9	1.3
Cigars.....		312230-91	4.5	0.0	0.0	0.0	4.5	0.0
Chewing and smoking tobacco.....		312230-94	9.1	0.3	1.2	0.3	0.0	1.7
Secondary products and miscellaneous receipts.....		312230-SM						
Textile mills.....	313		-1.8	-0.7	-0.1	-0.2	-0.1	-0.4
Fiber, yarn, and thread mills.....	3131		-14.5	-2.9	0.1	-2.0	-1.0	-0.9
Fiber, yarn, and thread mills.....	31311		-14.5	-2.9	0.1	-2.0	-1.0	-0.9
Fiber, yarn, and thread mills.....	313110		-14.5	-2.9	0.1	-2.0	-1.0	-0.9
Primary products.....		313110-P	-14.5	-2.9	0.1	-2.0	-1.0	-0.9
Spun yarns.....		313110-4	-21.0	-4.2	-0.6	-3.6	0.0	-0.2
Cotton spun yarns.....		313110-42	-19.4	-5.3	-1.3	-0.2	0.0	-0.2
Rayon, acetate, and lyocell spun yarns.....		313110-45	-	-1.2	0.0	2.2	0.0	0.0
Noncellulosic fiber and other natural fiber (excluding cotton and wool) spun yarns.....		313110-47	-21.6	-5.2	-1.3	0.0	0.4	-0.9
Other noncellulosic fiber & other natural fiber yarns, spun & finished in the same est.....		313110-475	-	-	-1.1	0.0	1.2	-2.8
Textured and twisted yarns.....		313110-6	-5.9	-1.6	0.7	-0.5	-2.0	-1.7
Textured/crimped/bulked filament yarns, incl. stretch yarn, made from purchased filament yarn.....		313110-6H	-4.7	-	0.9	-0.5	-2.2	-1.9
Fabric mills.....	3132		3.4	0.6	0.0	0.0	0.0	-0.1
Broadwoven fabric mills.....	31321		5.5	1.4	-0.2	0.8	0.5	0.2
Broadwoven fabric mills.....	313210		5.5	1.4	-0.2	0.8	0.5	0.2
Primary products.....		313210-P	5.5	1.4	-0.2	0.7	0.5	0.2
Fabricated textile products, made in weaving mills.....		313210-W	-5.7	0.9	0.0	-0.7	-3.0	-0.4
Cotton broadwoven fabrics.....		313210-4	13.5	-0.1	-0.2	2.4	2.4	0.9
Manmade, silk, and other natural fiber (excluding cotton and wool) broadwoven fabrics.....		313210-8	2.3	0.5	-0.3	0.2	0.0	-0.1
Greige manmade, silk, and other natural fiber (exc cotton/wool) broadwoven fabrics.....		313210-81	2.0	0.7	-0.3	0.3	0.0	-0.2
Finished manmade, silk, & natural fiber (exc cotton/wool) broadwoven, finished in weaving mills.....		313210-83	2.9	0.1	-0.1	0.1	0.0	0.2
Secondary products and miscellaneous receipts.....		313210-SM						
Narrow fabric mills and schiffli embroidery.....	31322		6.4	1.0	-0.1	0.1	-0.7	0.3
Narrow fabric mills and schiffli embroidery.....	313220		6.4	1.0	-0.1	0.1	-0.7	0.3
Primary products.....		313220-P	6.3	1.0	-0.1	0.1	-0.8	0.3
Woven narrow fabrics (12 inches or less in width).....		313220-2	4.7	1.4	0.0	0.2	-1.1	0.0

See footnotes at end of table.

Table 12. Producer price index percentage changes for the net output of selected industries and their products, not seasonally adjusted — Continued
 [May 2023]

Title ¹	Industry code	Product code	Unadjusted 12-month percent change ²	Unadjusted 1-month percent change ²				
			May 2022 to May 2023 ^P	Dec. to Jan.	Jan. to Feb. ^P	Feb. to Mar. ^P	Mar. to Apr. ^P	Apr. to May ^P
Narrow fabric mills and schiffli embroidery - Continued								
Braided narrow fabrics (12 inches or less in width).....		313220-4	8.5	-0.4	-0.7	-0.2	0.0	0.0
Secondary products and miscellaneous receipts.....		313220-SM						
Secondary products.....		313220-S	8.0	0.1	0.0	0.0	-0.1	0.0
Nonwoven fabric mills.....	31323		0.9	0.1	0.1	-0.4	-0.2	-0.2
Nonwoven fabric mills.....	313230		0.9	0.1	0.1	-0.4	-0.2	-0.2
Primary products.....		313230-P	0.5	0.1	0.1	-0.4	-0.2	-0.2
Nonwoven fabrics.....		313230-1	-0.6	0.2	0.1	-0.6	-0.1	-0.1
Pressed, punched, or needled felts, excluding hats.....		313230-5	1.6	-0.3	1.2	2.7	-2.7	-1.9
Secondary products and miscellaneous receipts.....		313230-SM1						
Knit fabric mills.....	31324		7.8	0.6	0.0	0.3	0.1	-0.3
Knit fabric mills.....	313240		7.8	0.6	0.0	0.3	0.1	-0.3
Primary products.....		313240-P	8.0	0.6	0.0	0.3	0.1	-0.3
Weft (circular) knit fabrics.....		313240-2	5.0	-0.1	0.0	0.0	0.5	-0.8
Weft (circular) knit fabrics, greige goods (excluding hosiery).....		313240-21	1.3	0.0	0.0	0.0	0.0	-1.1
Weft (circular) knit fabrics, knit and finished in the same establishment (excl hosiery).....		313240-23	7.3	0.0	-0.1	0.0	0.7	-0.6
Other knit fabrics and laces.....		313240-4	11.3	1.3	0.0	0.5	-0.3	0.1
Warp knit fabrics, greige goods (excluding hosiery).....		313240-41	11.7	0.2	-0.3	0.2	0.0	-0.6
Warp knit fabrics, knit and finished in same establishment.....		313240-43	13.4	2.5	0.2	0.8	-0.6	0.7
Secondary products and miscellaneous receipts.....		313240-SM1						
Textile and fabric finishing mills.....	3133		0.3	-1.2	-0.3	0.8	0.4	-0.7
Textile and fabric finishing mills.....	31331		-2.4	-2.1	-1.0	0.8	0.5	-0.9
Textile and fabric finishing mills.....	313310		-2.4	-2.1	-1.0	0.8	0.5	-0.9
Primary products.....		313310-P	-2.4	-2.2	-1.1	0.8	0.5	-1.0
Textile and fabric finishing, except broadwoven.....		313310-B	1.5	-4.0	-5.9	0.3	0.3	0.0
Finished broadwoven fabrics, finished in finishing mills.....		313310-4	-6.1	-1.4	0.7	1.0	0.6	-1.3
Commission finishing of cotton broadwoven fabrics.....		313310-43	7.8	4.8	0.5	0.5	0.3	-0.1
Other finished broadwoven fabrics (excl. cotton and wool), finished in finishing mills.....		313310-45	-18.1	-6.4	0.0	0.6	1.5	-3.2
Other commission finishing of broadwoven fabrics (excl. cotton & wool).....		313310-47	8.1	1.5	1.4	1.5	0.0	0.0
Secondary products and miscellaneous receipts.....		313310-SM						
Fabric coating mills.....	31332		7.0	0.8	1.5	0.7	0.2	-0.2
Fabric coating mills.....	313320		7.0	0.8	1.5	0.7	0.2	-0.2
Primary products.....		313320-P	7.3	0.8	1.5	0.7	0.2	-0.2
Vinyl coated fabrics, including expanded vinyl coated.....		313320-1	1.1	0.2	-0.3	0.0	0.0	-0.5
Rubber coated fabrics, garments, and footwear.....		313320-4	12.4	0.0	3.1	0.0	0.0	-0.3
Coated or laminated fabrics and coated yarns, incl. impregnated fabrics.....		313320-5	9.1	1.2	2.1	1.1	0.3	-0.1
Secondary products and miscellaneous receipts.....		313320-SM						
Secondary products.....		313320-S	3.3	0.0	0.0	0.0	0.1	0.1
Textile product mills.....	314		4.4	0.8	0.1	0.0	0.3	-0.1
Textile furnishings mills.....	3141		3.6	0.4	0.1	-0.2	0.5	0.0
Carpet and rug mills.....	31411		3.5	0.5	0.1	-0.3	0.6	0.0
Carpet and rug mills.....	314110		3.5	0.5	0.1	-0.3	0.6	0.0
Primary products.....		314110-P	3.2	0.5	0.1	-0.3	0.6	0.0
Carpet and rugs.....		314110-0	3.2	0.5	0.1	-0.3	0.6	0.0
Secondary products and miscellaneous receipts.....		314110-SM						
Curtain and linen mills.....	31412		3.7	0.0	0.0	0.2	0.2	0.0
Curtain and linen mills.....	314120		3.7	0.0	0.0	0.2	0.2	0.0
Primary products.....		314120-P	3.4	0.0	0.0	0.2	0.1	0.0
Curtains and draperies, made from purchased materials.....		314120-1	7.1	0.0	0.0	0.0	0.0	0.0
Other household textile products, made from purchased materials.....		314120-8	2.4	0.0	0.0	0.3	0.2	0.0
Bedspreads, made from purchased materials.....		314120-83	0.0	0.0	0.0	0.0	0.0	0.0
Other household furnishings, made from purchased materials.....		314120-89	2.9	0.0	0.0	0.4	0.2	0.0
Secondary products and miscellaneous receipts.....		314120-SM						
Miscellaneous receipts.....		314120-M	6.3	0.0	0.0	0.0	1.7	0.0
Secondary products.....		314120-S	5.7	0.0	0.0	0.0	0.0	0.0
Other textile product mills.....	3149		5.5	1.2	0.0	0.2	-0.1	-0.2
Textile bag and canvas mills.....	31491		2.8	0.9	0.0	0.0	0.1	0.0

See footnotes at end of table.

Table 12. Producer price index percentage changes for the net output of selected industries and their products, not seasonally adjusted — Continued
 [May 2023]

Title ¹	Industry code	Product code	Unadjusted 12-month percent change ²	Unadjusted 1-month percent change ²				
			May 2022 to May 2023 ^P	Dec. to Jan.	Jan. to Feb. ^P	Feb. to Mar. ^P	Mar. to Apr. ^P	Apr. to May ^P
Textile bag and canvas mills - Continued								
Textile bag and canvas mills.....	314910		2.8	0.9	0.0	0.0	0.1	0.0
Primary products.....		314910-P	2.9	0.7	0.0	0.0	0.1	0.0
Textile bags.....		314910-1	—	5.5	0.0	0.0	0.0	—
Canvas and related products.....		314910-5	2.6	0.0	0.0	0.0	0.1	0.0
Secondary products and miscellaneous receipts.....		314910-SM						
Miscellaneous receipts.....		314910-M	0.0	0.0	0.0	0.0	0.0	0.0
Secondary products.....		314910-S	2.5	2.1	0.0	0.0	0.0	0.0
All other textile product mills.....	31499		6.9	1.4	0.0	0.3	-0.1	-0.3
Rope, twine, tire cord, and tire fabric mills.....	314994		-3.3	1.2	-1.6	-0.1	-0.6	-1.1
Primary products.....		314994-P	-3.9	1.0	-1.7	-0.1	-0.7	-1.1
Rope, cordage, and twine.....		314994-4	3.8	4.7	0.8	-0.1	0.1	0.1
Tire cord and tire fabrics.....		314994-7	-10.0	-1.8	-3.7	0.0	-1.3	-2.2
Secondary products and miscellaneous receipts.....		314994-SM						
Miscellaneous receipts.....		314994-M	12.5	8.0	0.0	-0.6	-0.1	0.2
All other miscellaneous textile product mills.....	314999		10.6	1.6	0.6	0.4	0.0	0.0
Primary products.....		314999-P	11.7	1.7	0.8	0.4	0.0	0.0
Embroideries (excluding Schiffl machine products) and embroidery contractors.....		314999-6	3.5	1.0	0.3	0.0	0.0	0.0
Trimmings and findings, excluding automobile and apparel.....		314999-7	8.5	7.0	0.0	8.0	0.0	0.0
All other miscellaneous fabricated textile products.....		314999-8	12.3	1.8	1.0	0.1	0.0	0.0
Secondary products and miscellaneous receipts.....		314999-SM						
Miscellaneous receipts.....		314999-M	6.1	1.1	0.0	0.2	0.0	0.0
Secondary products.....		314999-S	3.8	0.0	0.0	0.0	0.3	0.0
Apparel manufacturing.....	315		3.4	0.7	-0.1	0.0	0.0	0.7
Apparel knitting mills.....	3151		2.5	0.8	0.0	0.0	0.0	0.0
Apparel Knitting Mills.....	31512		—	0.8	0.0	0.0	0.0	0.0
Apparel knitting mills.....	315120		—	0.8	0.0	0.0	0.0	0.0
Primary products.....		315120-P	—	0.8	0.0	0.0	0.0	0.0
Hosiery and socks.....		315120-1	1.9	-0.2	0.0	0.0	0.0	0.0
Hosiery and socks.....		315120-10	1.9	-0.2	0.0	0.0	0.0	0.0
Other apparel knitting mills.....		315120-2	6.8	4.9	0.0	0.0	0.0	0.0
Secondary products and miscellaneous receipts.....		315120-SM						
Cut and sew apparel manufacturing.....	3152		3.2	0.7	-0.3	0.0	0.0	0.9
Cut and sew apparel contractors.....	31521		7.1	0.8	1.3	0.0	0.0	0.0
Cut and sew apparel contractors.....	315210		7.1	0.8	1.3	0.0	0.0	0.0
Primary products.....		315210-P	7.4	0.8	1.3	0.0	0.0	0.0
Contract receipts for women's, girls', and infants' apparel.....		315210-2	—	1.4	2.3	0.0	—	—
Contract receipts for men's and boys' (including unisex) apparel.....		315210-4	8.0	0.0	0.0	0.0	0.0	0.0
Contract receipts for men's and boys' pants, work apparel, and other outerwear.....		315210-48	9.8	0.0	0.0	0.0	0.0	0.0
Secondary products and miscellaneous receipts.....		315210-SM						
Cut and sew apparel manufacturing (except contractors).....	31525		—	0.7	-0.8	0.0	0.0	1.2
Cut and sew apparel manufacturing (except contractors).....	315250		—	0.7	-0.8	0.0	0.0	1.2
Primary products.....		315250-P	—	0.7	-0.8	0.1	0.0	1.2
Men's and boys' cut and sew apparel manufacturing.....		315250-1	7.1	0.6	0.2	0.2	0.0	4.4
Men's and boys' nightwear, robes, and underwear, made from purchased fabrics.....		315250-11	0.0	0.0	0.0	0.0	0.0	0.0
Men's and boys' suits, coats, and overcoats, made from purchased fabrics.....		315250-12	—	—	0.0	0.4	0.0	10.0
Men's and boys' shirts, except work shirts, made from purchased fabrics.....		315250-13	0.6	2.4	0.0	0.0	0.0	0.0
Men's and boys' pants, except work pants, made from purchased fabrics.....		315250-14	—	—	0.0	0.0	0.0	0.0
Men's and boys' work clothing, made from purchased fabrics.....		315250-15	3.7	0.0	0.7	0.0	0.0	2.2
Men's and boys' other outerwear, made from purchased fabrics.....		315250-16	5.2	1.0	0.2	0.0	-0.1	0.0
Women's, girls', and infants' cut and sew apparel manufacturing.....		315250-2	-1.6	0.0	-1.6	0.0	0.0	0.1
Women's and girls' lingerie and nightwear, made from purchased fabrics.....		315250-21	1.1	0.0	0.0	0.0	0.0	1.1
Women's and girls' blouses and shirts, made from purchased fabrics.....		315250-22	0.1	0.0	0.0	0.0	0.0	0.0
Women's and girls' dresses, made from purchased fabrics.....		315250-23	-4.2	0.0	-4.2	0.0	0.0	0.1
Women's and girls' suits, coats, and skirts, made from purchased fabrics.....		315250-24	-4.5	0.0	0.2	0.0	0.0	0.2
Women's and girls' other outerwear, made from purchased fabrics.....		315250-25	0.6	0.0	0.1	0.0	0.0	0.0
Other cut and sew apparel manufacturing.....		315250-3	—	2.8	0.1	0.0	0.1	0.0
Fur and leather apparel, made from purchased materials.....		315250-31	8.0	1.3	0.0	0.2	0.4	0.0
All other cut and sew apparel, made from purchased materials.....		315250-32	3.1	3.1	0.1	0.0	0.0	0.0
Secondary products and miscellaneous receipts.....		315250-SM						

See footnotes at end of table.

Table 12. Producer price index percentage changes for the net output of selected industries and their products, not seasonally adjusted — Continued
 [May 2023]

Title ¹	Industry code	Product code	Unadjusted 12-month percent change ²	Unadjusted 1-month percent change ²				
				May 2022 to May 2023 ^P	Dec. to Jan.	Jan. to Feb. ^P	Feb. to Mar. ^P	Mar. to Apr. ^P
Cut and sew apparel manufacturing (except contractors) - Continued								
Miscellaneous receipts.....		315250-M	-	-	0.0	0.0	0.0	0.6
Secondary products.....		315250-S	0.8	0.0	0.0	0.0	0.0	0.2
Accessories and other apparel manufacturing.....	3159		5.5	0.5	0.0	0.0	0.1	0.1
Accessories and other apparel manufacturing.....	31599		5.5	0.5	0.0	0.0	0.1	0.1
Accessories and other apparel manufacturing.....	315990		5.5	0.5	0.0	0.0	0.1	0.1
Primary products.....		315990-P	3.3	0.4	0.0	0.0	0.1	0.1
All other accessories and apparel.....		315990-B	3.2	0.0	0.0	0.0	0.0	0.0
Leather belts, made from purchased materials.....		315990-BC	3.8	0.0	0.0	0.0	0.0	0.0
All other apparel accessories, made from purchased materials.....		315990-BE	3.1	0.0	0.0	0.0	0.0	0.0
Hats, caps, and millinery products.....		315990-4	3.3	0.3	0.0	0.0	0.0	0.2
Men's and boys' fabric, straw, and felt hats, made from purchased materials....		315990-41	4.8	0.0	0.0	0.0	0.0	0.0
Women's, girls', and infants' fabric, straw, and felt hats, made from purchased materials.....		315990-43	0.0	0.0	0.0	0.0	0.0	0.0
Hat bodies and fabric caps, made from purchased materials.....		315990-45	6.2	3.1	0.0	0.0	0.0	1.7
Gloves and mittens, made from purchased materials.....		315990-7	6.9	1.9	0.0	0.0	0.7	0.0
Secondary products and miscellaneous receipts.....		315990-SM						
Miscellaneous receipts.....		315990-M	11.5	0.3	0.0	0.0	0.0	0.0
Secondary products.....		315990-S	4.3	2.5	0.0	0.0	0.0	0.0
Leather and allied product manufacturing.....	316		4.5	0.9	0.1	0.1	0.2	0.0
Leather and hide tanning and finishing.....	3161		3.4	1.2	-0.6	0.7	0.0	-0.2
Leather and hide tanning and finishing.....	31611		3.4	1.2	-0.6	0.7	0.0	-0.2
Leather and hide tanning and finishing.....	316110		3.4	1.2	-0.6	0.7	0.0	-0.2
Primary products.....		316110-P	3.5	1.2	-0.6	0.7	0.0	-0.2
Finished and unfinished leather.....		316110-1	3.8	1.2	-0.7	0.8	0.0	-0.3
Tanning or finishing leather owned by others, and furs, dressed and dyed or bleached.....		316110-2	2.3	0.9	0.0	0.0	0.0	0.6
Contract and commission receipts for tanning or finishing leather owned by others.....		316110-21	1.9	1.1	0.0	0.0	0.0	0.0
Secondary products and miscellaneous receipts.....		316110-SM						
Footwear manufacturing.....	3162		6.5	0.0	0.7	-0.2	0.5	0.1
Footwear manufacturing.....	31621		6.5	0.0	0.7	-0.2	0.5	0.1
Footwear manufacturing.....	316210		6.5	0.0	0.7	-0.2	0.5	0.1
Primary products.....		316210-P	6.8	0.0	0.7	-0.2	0.5	0.1
Rubber and plastics footwear, including athletic footwear.....		316210-1	0.9	0.1	0.0	0.0	0.0	0.5
Men's footwear (size 6 and larger), excluding athletic.....		316210-2	11.9	0.0	1.2	-0.4	0.7	0.0
Women's footwear (size 4 and larger), excluding athletic.....		316210-5	2.7	0.0	0.0	0.0	0.5	0.0
Secondary products and miscellaneous receipts.....		316210-SM						
Miscellaneous receipts.....		316210-M	5.3	0.0	0.1	0.0	0.8	0.0
Other leather product manufacturing.....	3169		2.6	1.7	0.0	0.1	0.0	0.0
Other leather product manufacturing.....	31699		2.6	1.7	0.0	0.1	0.0	0.0
Other leather and allied product manufacturing.....	316990		-	1.7	0.0	0.1	0.0	0.0
Primary products.....		316990-P	-	1.7	0.0	0.0	0.0	0.0
Women's and children's handbags and purses.....		316990-1	0.5	0.0	0.1	0.1	0.0	0.0
All other leather goods and allied products.....		316990-2	3.4	2.2	0.0	0.0	0.0	0.0
Luggage (including suitcases, travel bags, backpacks, and other types).....		316990-21	2.4	2.4	0.0	0.0	0.0	0.0
Personal leather goods (excluding women's handbags and purses).....		316990-22	1.2	0.2	0.0	0.4	0.4	0.3
Boot and shoe cut stock and findings.....		316990-24	4.3	0.0	0.0	0.1	0.0	0.0
All other miscellaneous leather goods.....		316990-25	4.1	2.5	0.0	0.0	0.0	0.0
Secondary products and miscellaneous receipts.....		316990-SM						
Miscellaneous receipts.....		316990-M	2.6	2.5	0.1	0.0	0.0	0.0
Wood product manufacturing.....	321		-17.2	-1.1	-0.3	-0.5	-0.3	-0.2
Sawmills and wood preservation.....	3211		-29.8	-0.6	0.8	-0.3	-0.2	0.2
Sawmills and wood preservation.....	32111		-29.8	-0.6	0.8	-0.3	-0.2	0.2
Sawmills.....	321113		-34.9	-0.3	1.0	-1.0	-1.2	0.4
Primary products.....		321113-P	-37.4	-0.3	1.1	-1.0	-1.3	0.6
Hardwood lumber, made in sawmills.....		321113-1	-32.8	14.6	-3.5	-2.2	-1.2	1.5
Softwood lumber, made in sawmills.....		321113-3	-44.0	-5.8	3.3	-1.0	-1.4	0.3
Softwood dressed lumber, less than 2 inches in nominal thickness, not edge worked.....		321113-32	-33.7	-1.4	-5.4	-6.1	-3.7	-2.5

See footnotes at end of table.

Table 12. Producer price index percentage changes for the net output of selected industries and their products, not seasonally adjusted — Continued
 [May 2023]

Title ¹	Industry code	Product code	Unadjusted 12-month percent change ²	Unadjusted 1-month percent change ²				
				May 2022 to May 2023 ^P	Dec. to Jan.	Jan. to Feb. ^P	Feb. to Mar. ^P	Mar. to Apr. ^P
Sawmills - Continued								
Softwood dressed 2-inch lumber, 2 inches in nominal thickness only, not edge worked.....		321113-33	-55.5	-9.3	8.1	-0.2	-1.4	0.6
Softwood dressed lumber and timbers, more than 2 inches in nominal thickness, not edge worked.....		321113-34	-27.9	-8.2	2.4	-0.9	0.6	2.9
Wood chips, excluding field chips.....		321113-5	-0.2	0.0	-0.1	1.0	-0.8	0.3
Wood ties, siding, shingles, and shakes, and contract sawing of logs owned by others.....		321113-7	7.8	1.2	0.0	1.2	-0.2	1.4
Secondary products and miscellaneous receipts.....		321113-SM						
Wood preservation.....	321114		0.1	-1.2	0.4	2.1	3.2	-0.7
Primary products.....		321114-P	1.0	-0.7	0.5	2.2	3.2	-0.9
Wood poles, piles, and posts owned and treated by the same establishment.....		321114-1	22.2	-1.1	-0.5	4.1	5.4	-1.2
Other wood products owned and treated by the same establishment.....		321114-5	-8.7	-0.4	1.6	0.1	0.9	-0.6
Receipts for treating wood owned by others w/ arsenical chemicals, creosote, & other chemicals.....		321114-9	-1.7	1.5	0.1	0.1	-0.4	0.0
Secondary products and miscellaneous receipts.....		321114-SM						
Plywood and engineered wood product mfg.....	3212		-27.1	-2.6	-2.1	-0.9	-0.2	-0.5
Plywood and engineered wood product mfg.....	32121		-27.1	-2.6	-2.1	-0.9	-0.2	-0.5
Hardwood veneer and plywood manufacturing.....	321211		3.4	1.5	-3.5	0.0	0.0	-1.4
Primary products.....		321211-P	2.2	1.1	-3.5	-0.3	-0.5	-1.5
Hardwood veneer, including veneer backed with paper, cloth, or other flexible material.....		321211-1	1.8	0.4	0.2	0.1	0.1	-3.5
Hardwood plywood.....		321211-4	-5.0	0.6	-9.4	0.2	-1.5	-0.3
Hardwood veneered panels, including two-ply veneers.....		321211-7	18.2	4.0	-1.9	-2.3	-0.1	1.7
Secondary products and miscellaneous receipts.....		321211-SM						
Softwood veneer and plywood manufacturing.....	321212		-29.4	-3.0	-0.6	-1.5	-0.2	-0.6
Primary products.....		321212-P	-33.6	-3.2	-0.2	-1.5	-0.2	0.1
Softwood veneer, incl. veneer backed w/ paper, cloth, or other flexible material.....		321212-1	-40.2	-2.6	-4.0	-3.1	-1.6	-0.2
Softwood plywood products: rough, sanded, and specialties.....		321212-4	-30.5	-3.5	2.1	-0.7	0.5	0.2
Secondary products and miscellaneous receipts.....		321212-SM						
Secondary products.....		321212-S	-4.8	-0.9	-4.5	-1.1	0.0	-7.5
Engineered wood member manufacturing.....	321215		-	-1.3	-3.4	-1.8	-1.8	-1.9
Primary products.....		321215-P	-	-1.0	-3.2	-2.0	-2.1	-2.1
Engineered wood members (excluding trusses).....		321215-1	-9.3	-0.8	-1.6	-1.3	-1.2	-0.8
Laminated veneer lumber.....		321215-11	-8.9	-2.2	-1.1	-1.5	0.0	-2.3
Other engineered structural wood members, excluding trusses & laminated veneer lumber.....		321215-12	-10.1	0.0	-1.8	-1.2	-1.9	0.0
Wood trusses.....		321215-2	-29.9	-1.0	-3.8	-2.2	-2.5	-2.6
Secondary products and miscellaneous receipts.....		321215-SM						
Reconstituted wood product manufacturing.....	321219		-34.2	-5.6	-0.6	0.2	1.8	1.6
Primary products.....		321219-P	-34.1	-6.1	-0.8	0.8	2.1	1.8
Hardboard products.....		321219-B	2.0	-0.5	0.0	0.9	0.0	-0.8
Particleboard made from particleboard produced at the same location.....		321219-1	-6.8	-0.1	-2.4	-2.3	-0.8	0.0
Secondary products and miscellaneous receipts.....		321219-SM						
Other wood product manufacturing.....	3219		-5.9	-0.6	0.2	-0.4	-0.4	-0.1
Millwork.....	32191		-3.6	-0.2	1.3	-0.2	-0.8	-0.1
Wood window and door manufacturing.....	321911		5.1	-0.1	3.3	-0.2	-1.4	-0.4
Primary products.....		321911-P	5.4	-0.1	3.4	-0.3	-1.4	-0.4
Wood window units.....		321911-1	12.1	0.0	4.3	0.2	0.0	0.0
Double hung wood window units.....		321911-11	4.3	0.0	4.3	0.0	0.0	0.0
Casement wood window units.....		321911-12	14.9	0.0	4.3	0.4	0.0	0.0
All other wood window units, including horizontal sliding, awning and single hung.....		321911-13	24.8	0.0	4.4	0.0	0.0	0.0
Wood sash, excluding sash shipped in window units.....		321911-3	14.4	0.0	4.6	0.0	0.0	0.0
Wood window & door frames, incl. door frames in door units, excl. window frames in window units.....		321911-5	-20.7	-1.1	0.3	-2.0	-3.6	-2.1
Wood panel, flush, & molded face doors, interior & exterior, incl. doors with glazed sections.....		321911-7	9.5	0.8	4.0	0.0	-2.6	-0.2
Other wood doors, incl. garage, patio, bifold, cabinet, screen, storm and louver.....		321911-9	11.0	-0.5	3.8	-0.1	-0.4	0.1
Secondary products and miscellaneous receipts.....		321911-SM						
Secondary products.....		321911-S	-2.0	-0.2	3.9	-1.3	-2.5	-1.1
Cut stock, resawing lumber, and planing.....	321912		-14.4	-0.3	-1.1	-0.2	-0.7	0.3
Primary products.....		321912-P	-16.7	-0.4	0.8	-0.2	-0.8	0.3
Softwood lumber, made from purchased lumber.....		321912-3	-20.7	-0.6	2.0	-1.6	-0.5	0.5

See footnotes at end of table.

Table 12. Producer price index percentage changes for the net output of selected industries and their products, not seasonally adjusted — Continued
 [May 2023]

Title ¹	Industry code	Product code	Unadjusted 12-month percent change ²	Unadjusted 1-month percent change ²				
				May 2022 to May 2023 ^P	Dec. to Jan.	Jan. to Feb. ^P	Feb. to Mar. ^P	Mar. to Apr. ^P
Cut stock, resawing lumber, and planing - Continued								
Hardwood cut stock and dimension.....		321912-6	-16.7	0.0	0.0	0.0	0.0	0.0
Softwood cut stock and dimension.....		321912-8	-28.9	-2.5	3.4	0.1	1.2	-8.5
Sawn wood fence stock, wood lath, and contract resawing and planing.....		321912-9	0.0	0.0	0.0	0.0	0.0	0.0
Secondary products and miscellaneous receipts.....		321912-SM						
Other millwork, including flooring.....	321918		-3.4	-0.3	-0.2	-0.2	0.2	0.1
Primary products.....		321918-P	-2.4	0.1	0.0	-0.3	0.6	0.1
Wood moldings.....		321918-2	-1.8	-0.6	-0.5	-0.4	-0.2	0.6
Other wood millwork products, including stairwork, exterior millwork, and softwood flooring.....		321918-5	-9.2	0.9	-0.3	0.1	0.8	0.2
Hardwood flooring.....		321918-7	-0.4	-0.4	1.2	-0.9	1.4	-0.7
Hardwood flooring, other than oak and maple.....		321918-72	3.6	0.0	0.0	0.2	0.0	0.0
Oak and maple hardwood flooring.....		321918-73	-1.2	-0.4	1.3	-1.0	1.5	-0.8
Secondary products and miscellaneous receipts.....		321918-SM						
Miscellaneous receipts.....		321918-M	-	-	-	-	-	0.0
Secondary products.....		321918-S	-10.9	-0.8	-2.4	1.0	-0.4	0.1
Wood container and pallet manufacturing.....	32192		-12.2	-0.5	-1.8	-0.9	-0.3	-0.9
Wood container and pallet manufacturing.....	321920		-12.2	-0.5	-1.8	-0.9	-0.3	-0.9
Primary products.....		321920-P	-13.1	-0.5	-1.8	-0.9	-0.3	-0.9
Nailed and lock-corner wood boxes.....		321920-1	-1.7	-1.2	0.0	0.0	0.0	0.0
Wood box and crate shook.....		321920-3	-16.1	0.0	0.3	0.0	-3.0	-1.1
Wood pallets and pallet containers, wood and metal combination.....		321920-5	-13.0	-0.6	-2.1	-1.0	-0.3	-0.9
Other wood container parts and wood containers.....		321920-7	-12.8	0.0	0.0	0.0	2.1	0.0
Secondary products and miscellaneous receipts.....		321920-SM						
Miscellaneous receipts.....		321920-M	-17.3	-1.7	-7.9	-1.9	-1.5	-8.5
Secondary products.....		321920-S	-5.3	-0.2	0.5	-0.4	-0.1	0.1
All other wood product manufacturing.....	32199		-5.4	-1.1	-0.4	-0.5	0.3	0.4
Manufactured home, mobile home, manufacturing.....	321991		-4.2	-1.3	-0.6	-0.3	0.0	0.1
Primary products.....		321991-P	-4.3	-1.3	-0.6	-0.3	0.0	0.1
Manufactured homes (mobile homes), all width sizes (incl. multisection).....		321991-1	-4.3	-1.3	-0.6	-0.3	0.0	0.1
Secondary products and miscellaneous receipts.....		321991-SM						
Prefabricated wood building manufacturing.....	321992		-5.2	-2.2	-0.3	0.0	0.0	0.3
Primary products.....		321992-P	-6.6	-2.3	-0.3	0.0	0.0	0.3
Prefabricated stationary wood buildings, components (not sold as complete units).....		321992-1	3.7	7.5	0.2	-0.9	0.0	-1.0
Prefabricated stationary wood buildings, shipped in panel form (complete units).....		321992-5	-23.9	-6.7	-0.2	-0.1	0.0	0.7
Prefabricated stationary wood buildings, precut packages (complete units).....		321992-6	2.9	-0.9	0.0	0.4	0.2	0.4
Prefabricated stationary wood buildings, shipped in three-dimensional assemblies.....		321992-7	-1.4	0.3	-0.8	0.1	0.0	0.2
Prefabricated stationary wood buildings, three-dimensional assemblies, residential.....		321992-71	-1.0	0.3	0.0	0.1	0.0	0.2
Prefabricated stationary wood buildings, three-dimensional assemblies, nonresidential.....		321992-72	-6.2	0.0	-7.6	0.0	0.0	0.0
Secondary products and miscellaneous receipts.....		321992-SM						
Miscellaneous receipts.....		321992-M	1.4	-2.5	-0.1	-1.2	0.0	0.1
Secondary products.....		321992-S	-	-	0.0	2.5	0.0	0.8
Miscellaneous wood product manufacturing.....	321999		-6.8	0.0	-0.1	-1.0	0.8	0.7
Primary products.....		321999-P	-8.0	-0.4	0.1	-1.1	1.0	0.0
All other miscellaneous wood products.....		321999-0	-8.0	-0.4	0.1	-1.1	1.0	0.0
Secondary products and miscellaneous receipts.....		321999-SM						
Paper manufacturing.....	322		4.2	0.0	-0.1	-0.7	-0.4	-0.3
Pulp, paper & paperboard mills.....	3221		4.5	0.2	-0.6	-0.4	-0.7	-0.7
Pulp mills.....	32211		5.2	4.9	-3.5	-0.2	-7.0	-4.6
Pulp mills.....	322110		5.2	4.9	-3.5	-0.2	-7.0	-4.6
Primary products.....		322110-P	5.2	4.9	-3.5	-0.2	-7.0	-4.6
Special alpha and dissolving wood pulp, incl. sulfite and sulfate and other wood pulp.....		322110-6	5.9	5.2	-4.0	0.3	-7.8	-5.3
All other miscellaneous pulp, other than wood, and pulp mill by-products, incl. turpentine.....		322110-9	7.1	3.5	0.0	-3.5	-1.3	0.0
Paper mills.....	32212		7.0	0.0	0.2	-0.6	0.2	-1.0
Paper mills.....	322120		6.8	0.0	0.2	-0.6	0.2	-1.0
Primary products.....		322120-P	8.0	0.5	0.6	-0.4	0.4	-0.5
Bleached bristol, clay-coated, uncoated, and industrial converted paper.....		322120-1	6.8	1.4	1.1	-1.7	1.2	-1.7

See footnotes at end of table.

Table 12. Producer price index percentage changes for the net output of selected industries and their products, not seasonally adjusted — Continued
 [May 2023]

Title ¹	Industry code	Product code	Unadjusted 12-month percent change ²	Unadjusted 1-month percent change ²					
			May 2022 to May 2023 ^P	Dec. to Jan.	Jan. to Feb. ^P	Feb. to Mar. ^P	Mar. to Apr. ^P	Apr. to May ^P	
Paper mills - Continued									
Construction paper.....		322120-2	-	-	0.0	0.0	0.0	-1.8	
Sanitary tissue paper products, made in paper mills.....		322120-4	10.6	1.3	0.3	0.1	0.1	0.7	
Newsprint and uncoated ground-wood paper.....		322120-5	6.1	-6.1	1.6	2.2	-1.1	-2.6	
Secondary products and miscellaneous receipts.....		322120-SM							
Paperboard mills.....	32213		1.6	-0.3	-1.0	-0.2	-0.7	0.1	
Paperboard mills.....	322130		1.6	-0.3	-1.0	-0.2	-0.7	0.1	
Primary products.....		322130-P	1.3	-0.4	-1.0	-0.1	-0.7	0.0	
Bleached packaging and industrial converting paperboard.....		322130-B	6.0	0.0	0.0	0.0	0.0	0.0	
Unbleached kraft packaging and industrial converting paperboard.....		322130-1	2.5	0.0	-0.6	0.0	-0.4	0.0	
Recycled paperboard.....		322130-7	-3.3	-1.8	-1.6	-0.6	-2.0	0.2	
Secondary products and miscellaneous receipts.....		322130-SM							
Converted paper product mfg.....	3222		3.8	-0.1	0.0	-0.9	-0.2	0.1	
Paper container mfg.....	32221		1.4	-0.2	-0.4	-1.2	-0.6	0.3	
Corrugated and solid fiber box manufacturing.....	322211		-3.0	-0.2	-0.7	-1.6	-1.2	-0.3	
Primary products.....		322211-P	-2.6	-0.3	-0.8	-1.6	-1.3	-0.3	
Corrugated and solid fiber boxes, including pallets.....		322211-0	-2.6	-0.3	-0.8	-1.6	-1.3	-0.3	
Corrugated shipping containers for food and beverages and carryout boxes for retail food.....		322211-01	-0.1	-0.6	-0.8	-0.4	-1.6	0.0	
Corrugated shipping containers for paper and allied products.....		322211-02	-5.6	1.0	-0.9	-3.9	-0.3	-0.4	
Corrugated shipping containers for metal and electrical machinery.....		322211-03	2.4	-1.6	-0.3	0.0	-0.6	-0.1	
Corrugated shipping containers for all other end uses.....		322211-04	-2.9	0.2	-0.4	-1.5	-1.4	0.0	
Corrugated paperboard in sheets and rolls, lined and unlined.....		322211-05	-5.7	-1.0	-1.4	-4.1	-2.3	-1.3	
Other corrugated and solid fiber products, including containers, pallets, pads, etc.....		322211-09	-1.7	0.3	-1.1	-0.4	-0.6	-0.1	
Secondary products and miscellaneous receipts.....		322211-SM							
Miscellaneous receipts.....		322211-M	-3.6	0.0	4.2	-4.9	5.0	0.5	
Secondary products.....		322211-S	1.5	1.7	0.0	0.0	0.0	0.0	
Folding paperboard box manufacturing.....	322212		14.3	0.0	0.3	0.1	1.2	2.1	
Primary products.....		322212-P	15.1	0.1	0.3	0.1	1.2	2.2	
Folding paperboard boxes, packaging, and packaging components.....		322212-0	15.1	0.1	0.3	0.1	1.2	2.2	
Secondary products and miscellaneous receipts.....		322212-SM							
Other paperboard container manufacturing.....	322219		5.3	-0.4	0.3	-0.9	0.2	0.7	
Primary products.....		322219-P	5.6	-0.4	0.4	-1.0	0.2	0.8	
Setup (rigid) paperboard boxes.....		322219-1	13.8	3.2	1.2	0.0	-2.9	0.0	
Paperboard fiber drums with ends of any material.....		322219-7	-1.3	-0.1	-3.0	0.0	-0.4	0.3	
Fiber cans, tubes, and similar fiber products.....		322219-8	6.4	0.2	2.6	-2.6	2.0	0.3	
Fiber cans, all fiber and composite.....		322219-81	7.0	0.4	4.4	-4.1	3.3	0.6	
Fiber cores and tubes.....		322219-82	4.1	0.0	0.0	-0.3	0.0	-0.1	
Paperboard cones, reels, spools, bobbins, blocks, and all vulcanized fiber products.....		322219-83	0.8	0.0	0.0	0.0	0.0	0.0	
Secondary products and miscellaneous receipts.....		322219-SM							
Paper bag and coated and treated paper mfg.....	32222		5.3	0.0	0.2	-0.1	0.1	-0.3	
Paper bag and coated and treated paper manufacturing.....	322220		5.3	0.0	0.2	-0.1	0.1	-0.3	
Primary products.....		322220-P	6.7	0.0	0.2	-0.1	0.1	-0.3	
Specialty bags, pouches, and liners, multiweb laminations and foil, except film-film.....		322220-C	5.0	1.2	-0.2	0.0	-0.3	0.0	
Uncoated single-web paper grocers' bags and sacks and variety and shopping bags.....		322220-D	18.3	0.0	0.0	0.0	12.7	1.7	
Laminated aluminum foil rolls and sheets for flexible packaging uses.....		322220-F	16.1	2.4	0.0	0.1	-0.4	0.0	
Pasted, lined, laminated, or surface-coated paperboard.....		322220-G	3.2	-2.0	0.0	0.0	0.0	0.0	
Single-web paper, rolls and sheets, including waxed, for flexible packaging uses.....		322220-H	21.7	1.8	1.3	0.0	-0.3	0.0	
Multiweb laminated rolls and sheets, except foil, for flexible packaging uses.....		322220-J	3.3	-2.1	0.5	0.1	1.3	-4.4	
Printing paper, coated at establishments other than where paper was produced.....		322220-K	1.7	1.1	0.0	-1.5	0.0	0.0	
Pressure-sensitive products.....		322220-N	5.8	0.1	0.0	-0.2	-1.2	0.7	
Wallcoverings.....		322220-7	0.0	0.0	0.0	0.0	0.0	0.0	
Converted foil for nonpackaging applications.....		322220-8	11.0	0.0	-1.9	0.0	0.0	0.0	
Other coated and processed papers, except for packaging uses.....		322220-9	2.1	-3.0	1.8	2.4	-1.4	-3.3	
Secondary products and miscellaneous receipts.....		322220-SM							
Miscellaneous receipts.....		322220-M	-17.8	0.6	1.5	0.0	0.0	0.5	
Stationery product mfg.....	32223		11.7	-0.5	0.9	-1.6	1.5	-1.0	
Stationery product manufacturing.....	322230		11.7	-0.5	0.9	-1.6	1.5	-1.0	
Primary products.....		322230-P	11.4	-0.5	1.0	-1.6	1.6	-1.0	

See footnotes at end of table.

Table 12. Producer price index percentage changes for the net output of selected industries and their products, not seasonally adjusted — Continued
 [May 2023]

Title ¹	Industry code	Product code	Unadjusted 12-month percent change ²	Unadjusted 1-month percent change ²				
				May 2022 to May 2023 ^P	Dec. to Jan.	Jan. to Feb. ^P	Feb. to Mar. ^P	Mar. to Apr. ^P
Stationery product manufacturing - Continued								
Die-cut paper and paperboard office supplies.....		322230-4	24.5	1.8	0.0	0.0	0.0	0.0
Envelopes, commercial, all types and materials.....		322230-5	4.3	-1.5	-0.7	-0.6	0.3	0.0
Tablets, pads and related products.....		322230-9	11.9	1.5	0.7	0.1	0.0	0.0
Secondary products and miscellaneous receipts.....		322230-SM						
Miscellaneous receipts.....		322230-M	8.5	2.6	-0.4	-1.5	0.7	-1.7
Other converted paper product mfg.....	32229		7.8	0.3	1.0	-0.1	-0.1	-0.3
Sanitary paper product manufacturing.....	322291		9.0	0.5	0.6	-0.2	-0.1	0.0
Primary products.....		322291-P	8.5	0.5	0.5	-0.2	-0.1	0.0
Disposable diapers and similar disposable products, made from purchased sanitary paper stock.....		322291-2	4.2	0.0	0.0	0.0	0.0	0.0
Sanitary tissue paper products, made from purchased sanitary paper stock or wadding.....		322291-5	14.2	0.9	1.0	-0.4	-0.2	0.1
Secondary products and miscellaneous receipts.....		322291-SM						
Miscellaneous receipts.....		322291-M	11.6	6.4	0.7	-0.7	-0.9	-10.7
All other converted paper product mfg.....	322299		5.6	-0.2	2.3	0.0	-0.2	-0.9
Primary products.....		322299-P	6.6	-0.1	2.9	-0.2	0.1	-0.8
Molded pulp goods, including egg cartons, florist pots, food trays, etc.....		322299-1	11.1	0.8	-0.5	1.0	0.7	-1.0
Miscellaneous converted paper and paperboard products.....		322299-3	5.9	-0.4	4.0	-0.6	-0.1	-0.8
Secondary products and miscellaneous receipts.....		322299-SM						
Printing and related support activities.....	323		7.8	1.2	0.5	0.4	-0.2	0.0
Printing and related support activities.....	3231		7.8	1.2	0.5	0.4	-0.2	0.0
Printing.....	32311		7.9	1.2	0.5	0.4	-0.2	0.0
Commercial screen printing.....	323113		4.9	0.8	0.0	0.1	0.2	0.1
Primary products.....		323113-P	5.0	0.9	0.0	0.1	0.1	0.2
Screen printing on garments, apparel accessories, and other fabric articles, excluding labels.....		323113-4	1.6	0.2	0.0	0.0	0.1	0.2
Screen printing (excluding on textiles, apparel, apparel accessories, and labels).....		323113-6	13.8	3.1	0.0	0.4	0.0	0.0
Secondary products and miscellaneous receipts.....		323113-SM						
Miscellaneous receipts.....		323113-M	6.4	0.0	0.4	0.0	2.1	0.0
Secondary products.....		323113-S	4.1	0.5	0.1	0.0	0.1	0.0
Books printing.....	323117		15.8	1.7	1.0	0.8	0.7	-0.2
Primary products.....		323117-P	16.2	1.8	1.3	1.0	0.8	-0.3
Other book and pamphlet printing and binding.....		323117-E	1.9	-0.3	0.0	0.3	0.0	0.0
Textbook printing and binding.....		323117-1	3.2	0.1	0.0	-0.1	0.0	-0.9
Technical, scientific, & professional book printing & binding.....		323117-3	3.2	0.0	0.0	0.0	0.2	-0.4
Religious book printing and binding.....		323117-5	14.3	0.7	0.0	0.2	0.6	-0.4
General book (trade, etc.) printing & binding.....		323117-7	35.6	4.3	3.1	2.3	1.8	0.0
Secondary products and miscellaneous receipts.....		323117-SM						
Commercial printing, except screen and books.....	32311K		7.7	1.2	0.5	0.4	-0.3	0.0
Primary products.....		32311K-P	5.9	1.6	0.0	0.5	-0.3	-0.1
Commercial lithographic printing.....		32311K-0	5.4	0.3	0.0	0.0	-0.6	0.0
Other commercial and general job printing (lithographic).....		32311K-0B	9.6	0.2	0.0	0.2	0.8	0.1
Magazine and periodical printing (lithographic).....		32311K-01	8.1	0.3	0.0	0.1	-0.9	0.0
Label and wrapper printing (lithographic).....		32311K-03	2.1	0.0	0.0	0.1	-2.2	0.0
Catalog and directory printing (lithographic).....		32311K-05	5.3	0.8	0.0	0.0	-0.9	0.0
Advertising printing (lithographic).....		32311K-09	3.6	0.4	0.0	0.0	-0.2	0.1
Commercial flexographic printing.....		32311K-2	6.6	0.8	0.0	2.4	0.0	0.0
Label and wrapper printing (flexographic).....		32311K-21	5.6	0.5	0.0	3.0	0.0	0.0
Quick printing.....		32311K-4	3.9	0.0	3.3	0.0	0.0	0.0
Digital printing.....		32311K-5	8.8	3.8	0.3	0.1	-0.2	0.0
Manifold business forms printing.....		32311K-6	0.1	0.0	0.0	0.0	0.0	0.0
Other commercial printing.....		32311K-9	0.9	0.1	0.0	0.0	-0.4	0.0
All other commercial and general job printing.....		32311K-9V	0.0	0.0	0.0	0.0	0.0	0.0
Secondary products and miscellaneous receipts.....		32311K-SM						
Miscellaneous receipts.....		32311K-M	8.4	0.5	0.0	0.0	-0.2	0.0
Secondary products.....		32311K-S	33.4	0.0	2.3	0.1	0.0	0.4
Support activities for printing.....	32312		4.2	0.1	0.6	0.0	-0.1	-0.1
Support activities for printing.....	323120		4.2	0.1	0.6	0.0	-0.1	-0.1
Primary products.....		323120-P	4.2	0.1	0.7	0.0	-0.1	-0.1
Softcover, pamphlet, sample book, and other binding of books and materials printed elsewhere.....		323120-3	12.5	0.0	2.3	0.0	-0.3	-0.5

See footnotes at end of table.

Table 12. Producer price index percentage changes for the net output of selected industries and their products, not seasonally adjusted — Continued
 [May 2023]

Title ¹	Industry code	Product code	Unadjusted 12-month percent change ²	Unadjusted 1-month percent change ²				
				May 2022 to May 2023 ^P	Dec. to Jan.	Jan. to Feb. ^P	Feb. to Mar. ^P	Mar. to Apr. ^P
Support activities for printing - Continued								
Miscellaneous binding and postpress work, incl collating, perforating, folding, gluing, etc.....		323120-5	1.5	0.2	0.8	-0.1	-0.3	0.0
Prepress services, excl platemaking (incl film, assembled flats, color sep., typesetting, etc.).....		323120-7	3.9	0.0	0.0	0.0	0.0	0.0
Printing plates and cylinders, prepared for printing (excl blank plates and blank cylinders).....		323120-9	0.7	0.0	0.0	0.0	0.0	0.0
Secondary products and miscellaneous receipts.....		323120-SM						
Petroleum and coal products manufacturing.....	324		-31.8	7.0	0.5	-2.5	-0.9	-7.3
Petroleum and coal products mfg.....	3241		-31.8	7.0	0.5	-2.5	-0.9	-7.3
Petroleum refineries.....	32411		-34.1	7.4	0.5	-2.7	-0.8	-7.8
Petroleum refineries.....	324110		-34.1	7.4	0.5	-2.7	-0.8	-7.8
Primary products.....		324110-P	-35.1	7.6	0.5	-2.7	-0.8	-8.0
Kerosene, except jet fuel.....		324110-B	-42.7	7.2	-3.4	-9.8	-3.5	-10.5
Light fuel oils.....		324110-C	-38.6	6.8	-3.5	-6.5	-4.8	-6.5
Home heating oil and other distillates, NEC.....		324110-C1	-43.4	2.2	-10.4	-2.3	-5.6	-11.4
Diesel fuel.....		324110-C2	-38.3	7.2	-3.0	-6.7	-4.8	-6.2
Heavy fuel oils, including No. 5, No. 6, heavy diesel, gas enrichment oils, etc.....		324110-E	-31.6	-17.4	-5.4	13.2	-1.0	11.3
Unfinished oils and lubricating oil base stock.....		324110-J	-23.7	-21.4	3.3	-3.0	3.7	-12.7
Liquefied refinery gases, including other aliphatics (feed stock and other uses)....		324110-R	-46.9	11.7	6.1	-36.1	7.1	-5.3
Other finished petroleum products, including waxes.....		324110-T	-57.1	-14.4	-1.6	22.3	-34.8	-24.2
Gasoline, including finished base stocks and blending agents.....		324110-1	-28.5	12.0	5.2	1.0	7.9	-7.5
Motor gasoline, including finished base stocks and blending agents.....		324110-12	-28.6	12.2	5.2	0.9	8.1	-7.5
Regular gasoline.....		324110-121	-29.2	12.7	5.3	0.8	8.1	-8.2
Mid-premium gasoline.....		324110-122	-27.1	12.2	6.9	-1.5	10.4	-8.8
Premium gasoline.....		324110-123	-25.4	10.1	4.3	1.4	7.9	-4.6
Jet fuel.....		324110-6	-46.0	14.0	-5.3	-6.1	-13.2	-12.5
Asphalt.....		324110-9	-27.2	9.0	4.0	2.0	16.5	9.0
Secondary products and miscellaneous receipts.....		324110-SM1						
Asphalt paving and roofing materials mfg.....	32412		4.3	3.6	1.5	-0.1	-3.1	-1.0
Asphalt paving mixture & block manufacturing.....	324121		4.7	8.6	2.7	-0.2	-6.6	-2.3
Primary products.....		324121-P	4.6	8.9	2.7	-0.2	-6.9	-2.3
Asphalt paving mixtures & blocks.....		324121-0	4.6	8.9	2.7	-0.2	-6.9	-2.3
Emulsified asphalt, including liquid additives.....		324121-0111	4.8	-0.2	0.0	0.5	0.9	1.4
Other liquid asphalt and tar paving materials, including cut-backs.....		324121-0121	7.7	-1.3	-0.2	-0.4	0.3	-3.9
Asphalt and tar paving mixt. (excl liquid), incl bitum. or asph. concrete, asph. paving cement.....		324121-0131	3.7	17.8	5.0	-0.7	-12.9	-5.0
Secondary products and miscellaneous receipts.....		324121-SM						
Miscellaneous receipts.....		324121-M	7.3	0.0	1.6	0.0	0.7	0.0
Secondary products.....		324121-S	5.0	2.3	0.0	0.0	1.8	-2.5
Asphalt shingle and coating materials manufacturing.....	324122		3.6	-2.7	-0.2	0.1	2.0	0.8
Primary products.....		324122-P	3.4	-2.8	-0.2	0.1	2.1	0.8
Roofing asphalts and pitches, coatings, and cements.....		324122-1	7.1	1.4	0.1	0.3	-0.7	0.4
Prepared asphalt and tar roofing and siding products, incl. saturated felts for nonbuilding use.....		324122-2	3.0	-3.1	-0.3	0.1	2.3	0.8
Asphalt smooth-surfaced roll roofing and cap sheets, organic and fiberglass base.....		324122-21	10.8	-1.6	0.3	7.2	6.2	-8.2
Asphalt mineral-surfaced roll roofing and cap sheets, organic and fiberglass base.....		324122-22	21.0	0.3	0.5	0.0	0.0	12.3
Other prepared asphalt and tar products for roofing and siding.....		324122-27	3.3	0.2	0.3	0.0	-1.1	0.3
Secondary products and miscellaneous receipts.....		324122-SM						
Other petroleum and coal products mfg.....	32419		10.0	-0.3	-0.7	0.0	-0.8	-0.3
Petroleum lubricating oil and grease mfg.....	324191		12.5	-0.4	-0.5	0.1	-1.0	0.1
Primary products.....		324191-P	12.8	-0.5	-0.6	0.1	-1.1	0.1
Petroleum lubricating oils and greases, refined petroleum.....		324191-0	12.8	-0.5	-0.6	0.1	-1.1	0.1
Lubricating oils (incl. hydraulic fluids, etc.), refined petroleum.....		324191-011	13.5	-0.6	-1.1	0.1	-1.1	0.1
Secondary products and miscellaneous receipts.....		324191-SM						
Miscellaneous receipts.....		324191-M	-	8.8	-0.2	0.0	2.2	0.0
All other petroleum and coal products mfg.....	324199		1.2	0.2	-1.4	-0.4	-0.2	-1.8
Primary products.....		324199-P	1.4	0.2	-1.3	-0.4	-0.2	-1.8
Coke oven and blast furnace products, made in coke oven establishments.....		324199-3	8.1	3.2	0.8	1.0	-0.6	3.1
All other petroleum and coal products (excl. coke oven products), made in coke oven estab.....		324199-9	5.0	0.1	-1.5	-0.5	-0.2	-2.1
Secondary products and miscellaneous receipts.....		324199-SM						

See footnotes at end of table.

Table 12. Producer price index percentage changes for the net output of selected industries and their products, not seasonally adjusted — Continued
 [May 2023]

Title ¹	Industry code	Product code	Unadjusted 12-month percent change ²	Unadjusted 1-month percent change ²				
			May 2022 to May 2023 ^P	Dec. to Jan.	Jan. to Feb. ^P	Feb. to Mar. ^P	Mar. to Apr. ^P	Apr. to May ^P
All other petroleum and coal products mfg. - Continued								
Secondary products.....		324199-S	-	-	-	0.0	0.0	0.0
Chemical mfg.....	325		-0.6	0.4	0.5	0.0	0.3	-0.4
Basic chemical mfg.....	3251		-4.7	0.0	0.1	0.1	0.3	-0.9
Petrochemical mfg.....	32511		-28.0	-2.1	3.6	1.4	2.9	-4.0
Petrochemical manufacturing.....	325110		-28.3	-2.1	3.6	1.4	2.9	-4.1
Primary products.....		325110-P	-33.3	-2.3	2.7	2.3	1.8	-6.6
Secondary products and miscellaneous receipts.....		325110-SM						
Industrial gas mfg.....	32512		-2.3	3.0	0.0	1.0	-0.8	-1.9
Industrial gas manufacturing.....	325120		-2.3	3.0	0.0	1.0	-0.8	-1.9
Primary products.....		325120-P	-2.4	3.0	0.0	1.0	-0.8	-1.9
Oxygen.....		325120-A	46.3	0.9	0.3	1.9	1.7	18.3
Argon and hydrogen.....		325120-C	2.8	-1.8	-0.2	1.4	-2.0	-0.3
Other industrial gases (including fluorocarbon and acetylene).....		325120-T	-17.9	5.4	-0.7	2.2	-3.3	-12.4
Carbon dioxide.....		325120-4	29.1	2.2	-0.7	-0.4	1.7	2.1
Nitrogen.....		325120-7	5.5	1.5	2.0	-3.0	3.1	0.2
Secondary products and miscellaneous receipts.....		325120-SM						
Synthetic dye and pigment mfg.....	32513		8.6	-3.2	-2.3	3.1	-0.7	2.0
Synthetic dye and pigment manufacturing.....	325130		8.6	-3.2	-2.3	3.1	-0.7	2.0
Primary products.....		325130-P	8.7	-3.3	-2.4	3.2	-0.7	2.1
All other inorganic pigments, including TiO2, chrome colors, and other white opaque pigments.....		325130-N	10.5	-3.7	-2.7	3.4	0.5	2.6
Synthetic organic dyes, pigments, lakes, and toners.....		325130-R	3.1	-1.8	-1.1	2.4	-4.5	0.4
Synthetic organic dyes.....		325130-R8	0.1	-1.8	1.2	-0.7	-1.6	0.8
Synthetic organic pigments, lakes, and toners.....		325130-R9	3.1	-1.7	-3.3	5.4	-7.2	0.0
Secondary products and miscellaneous receipts.....		325130-SM						
Secondary products.....		325130-S	11.2	-0.6	2.1	0.0	0.1	0.0
Other basic inorganic chemical manufacturing.....	32518		4.6	0.9	0.1	-0.5	-1.6	-1.3
Other basic inorganic chemical manufacturing.....	325180		4.6	0.9	0.1	-0.5	-1.6	-1.3
Primary products.....		325180-P	4.1	1.0	0.4	-0.6	-1.5	-1.2
Potassium and sodium compounds, excluding bleaches, alkalies, and alum.....		325180-A	19.8	0.7	2.1	1.3	0.0	-5.2
All other inorganic chemicals.....		325180-H	3.3	2.4	1.6	-1.2	-0.2	0.1
Inorganic acids, excluding nitric, sulfuric and phosphoric.....		325180-3	8.1	0.2	1.0	1.5	-1.4	-3.5
Sodium hydroxide (caustic soda).....		325180-4	1.2	2.0	-4.3	-0.2	-6.7	-4.3
Carbon black, all processes.....		325180-6	-7.7	-3.6	4.2	-3.2	-1.0	2.1
Other alkalies.....		325180-7	20.9	0.1	-0.1	-0.3	-1.1	-0.6
Sulfuric acid.....		325180-9	-33.4	-	-	-0.6	8.2	0.0
Secondary products and miscellaneous receipts.....		325180-SM						
Miscellaneous receipts.....		325180-M	6.6	0.0	0.1	0.0	0.0	0.0
Secondary products.....		325180-S	3.1	0.2	-4.2	-0.2	-3.4	-4.6
Other basic organic chemical mfg.....	32519		-2.5	0.2	-0.7	-0.3	0.2	-0.3
Ethyl alcohol manufacturing.....	325193		-5.6	-1.6	-1.5	-1.4	3.9	0.3
Primary products.....		325193-P	-10.1	-2.7	-1.7	-1.1	5.2	1.5
Ethyl alcohol.....		325193-0	-9.9	-3.3	-1.7	-1.3	6.0	1.7
Distillers' dried grains (dark and light) and dried solubles.....		325193-2	-	1.8	-1.8	0.3	-0.4	-0.2
Secondary products and miscellaneous receipts.....		325193-SM						
Secondary products.....		325193-S	-12.1	3.4	-0.4	-2.8	-2.2	-5.4
Cyclic crude, intermediate, and gum and wood chemical mfg.....	325194		-1.9	-0.1	1.5	0.8	0.6	-0.7
Primary products.....		325194-P	1.6	-0.2	1.1	-0.4	-0.3	0.3
Gum and wood chemicals, including wood distillation products.....		325194-1	7.5	0.0	1.6	-1.7	-0.1	0.5
Cyclic crude and intermediate chemicals.....		325194-2	-0.2	-0.2	0.9	0.1	-0.4	0.3
Secondary products and miscellaneous receipts.....		325194-SM						
All other basic organic chemical manufacturing.....	325199		-1.2	1.1	-0.6	0.1	-1.5	-0.5
Primary products.....		325199-P	-4.3	1.2	-1.7	0.1	-1.5	-0.9
Natural organic chemicals.....		325199-E	6.6	-0.5	4.0	3.6	-2.2	0.2
Synthetic organic chemicals for use as flavor and perfume materials.....		325199-H	37.7	-2.9	0.0	0.0	0.0	37.8
Synthetic organic plasticizers.....		325199-N	-8.1	-0.4	1.5	1.7	1.4	3.9
Other synthetic organic chemicals.....		325199-R	-15.3	4.7	-1.7	0.0	-3.1	-5.3
Miscellaneous end use chemicals and chemical products, excluding urea.....		325199-T	11.1	3.2	-3.9	0.6	0.4	0.1
Miscellaneous cyclic and acyclic chemicals and chemical products, excluding fatty acid esters.....		325199-V	-11.1	-3.0	-0.5	0.5	0.5	0.0

See footnotes at end of table.

Table 12. Producer price index percentage changes for the net output of selected industries and their products, not seasonally adjusted — Continued
 [May 2023]

Title ¹	Industry code	Product code	Unadjusted 12-month percent change ²	Unadjusted 1-month percent change ²				
			May 2022 to May 2023 ^P	Dec. to Jan.	Jan. to Feb. ^P	Feb. to Mar. ^P	Mar. to Apr. ^P	Apr. to May ^P
All other basic organic chemical manufacturing - Continued								
Fatty acids.....		325199-1	-25.2	-0.2	-3.7	-2.5	-8.5	-4.5
Industrial organic flavor oil mixtures and blends.....		325199-7	-7.1	0.0	0.5	4.7	0.0	0.0
Secondary products and miscellaneous receipts.....		325199-SM						
Miscellaneous receipts.....		325199-M	14.6	0.0	0.0	0.0	3.8	-0.1
Secondary products.....		325199-S	12.4	0.4	4.2	0.0	-2.0	1.0
Resin, synthetic rubber, and artificial/synthetic fiber/filaments mfg.....	3252		-8.0	-1.6	1.8	0.7	1.8	-0.2
Resin and synthetic rubber mfg.....	32521		-8.6	-1.7	2.1	0.7	1.9	-0.1
Plastics material and resin manufacturing.....	325211		-8.6	-1.7	2.3	0.9	2.0	0.0
Primary products.....		325211-P	-10.8	-1.8	2.4	1.0	2.0	0.0
Thermoplastic resins and plastics materials.....		325211-1	-13.0	-2.1	3.0	1.1	2.2	-0.1
Thermosetting resins and plastics materials.....		325211-4	5.6	0.0	-1.3	0.1	0.7	1.0
Secondary products and miscellaneous receipts.....		325211-SM						
Synthetic rubber manufacturing.....	325212		-8.3	-2.3	-0.2	-1.7	1.6	-1.5
Primary products.....		325212-P	-8.8	-2.3	-0.2	-1.7	1.7	-1.5
Synthetic rubber (vulcanizable elastomers).....		325212-0	-8.8	-2.3	-0.2	-1.7	1.7	-1.5
Secondary products and miscellaneous receipts.....		325212-SM						
Artificial fibers and filaments manufacturing.....	32522		-2.4	-0.4	-1.0	0.0	-0.3	-1.9
Artificial fibers and filaments manufacturing.....	325220		-2.3	-0.4	-1.0	0.0	-0.3	-1.9
Primary products.....		325220-P	0.1	-0.4	-1.1	0.0	-0.3	-2.0
Polyester manufactured fibers.....		325220-7	-1.9	-1.3	-4.1	-1.0	-0.8	-1.1
Other noncellulosic organic fibers, incl. polyamide, polyolefin, and producer-textured.....		325220-9	1.1	0.0	0.2	0.5	-0.3	-2.5
Secondary products and miscellaneous receipts.....		325220-SM						
Pesticide, fertilizer, and other agricultural chemical mfg.....	3253		-19.5	-2.6	-2.5	-2.4	-1.9	-2.3
Fertilizer mfg.....	32531		-27.5	-3.0	-5.2	-4.3	-3.1	-3.9
Nitrogenous fertilizer manufacturing.....	325311		-45.0	-7.4	-10.3	-9.2	-6.6	-8.4
Primary products.....		325311-P	-45.2	-7.4	-10.3	-9.2	-6.7	-8.5
Synthetic ammonia, nitric acid, ammonium compounds, and urea.....		325311-A	-47.6	-7.9	-11.3	-9.9	-7.3	-9.3
Fertilizer materials of organic origin.....		325311-7	-0.1	0.0	2.7	-2.2	-0.1	-0.4
Secondary products and miscellaneous receipts.....		325311-SM						
Secondary products.....		325311-S	-13.2	-2.7	0.0	2.8	-0.5	0.0
Phosphatic fertilizer manufacturing.....	325312		-17.6	0.2	-1.3	-0.6	-0.2	-2.2
Primary products.....		325312-P	-18.0	0.2	-1.4	-0.5	-0.2	-2.2
Phosphoric acid, superphosphates, and other phosphatic fertilizer materials.....		325312-A	-24.5	0.1	-1.2	-0.8	0.6	-2.1
Mixed fertilizers, made in plants which manufacture fertilizer materials.....		325312-7	9.3	0.4	-1.7	0.0	-2.2	-2.5
Secondary products and miscellaneous receipts.....		325312-SM						
Fertilizer, mixing only, manufacturing.....	325314		-1.9	0.7	-2.0	-1.9	-2.3	0.4
Primary products.....		325314-P	-0.7	0.7	-1.7	-1.9	-2.4	0.4
Mixed fertilizers, mixing only.....		325314-0	-0.7	0.7	-1.7	-1.9	-2.4	0.4
Mixed fertilizers, dry, mixing only.....		325314-01	4.2	0.5	-0.4	-0.8	-3.1	0.2
Mixed fertilizers, liquid, mixing only.....		325314-02	-19.4	1.5	-7.1	-7.0	1.0	1.6
Secondary products and miscellaneous receipts.....		325314-SM						
Miscellaneous receipts.....		325314-M	-	0.4	-12.0	-2.6	2.4	-2.1
Pesticide and other agricultural chemical mfg.....	32532		-7.4	-1.9	1.2	0.0	-0.4	-0.4
Pesticide and other agricultural chemical manufacturing.....	325320		-7.4	-1.9	1.2	0.0	-0.4	-0.4
Primary products.....		325320-P	-7.9	-1.9	1.2	-0.1	-0.4	-0.4
Agricultural and commercial pesticides and chemicals.....		325320-1	-10.3	-2.5	1.3	-0.1	-0.4	-0.4
Lawn and garden pesticides and chemicals.....		325320-4	15.3	3.9	0.0	0.0	0.0	0.0
Household and institutional pesticides and chemicals.....		325320-7	12.9	7.0	0.0	0.0	0.0	0.0
Secondary products and miscellaneous receipts.....		325320-SM						
Pharmaceutical and medicine mfg.....	3254		4.6	2.2	0.6	0.0	0.1	-0.1
Pharmaceutical and medicine mfg.....	32541		4.6	2.2	0.6	0.0	0.1	-0.1
Medicinal and botanical manufacturing.....	325411		1.7	0.3	-0.4	0.4	0.1	0.0
Primary products.....		325411-P	1.7	0.4	-0.4	0.5	0.1	0.0
Synthetic organic medicinal chemicals, medicinal & botanical drugs, & other products.....		325411-0	1.7	0.4	-0.4	0.5	0.1	0.0
Secondary products and miscellaneous receipts.....		325411-SM1						
Pharmaceutical preparation manufacturing.....	325412		4.9	2.1	0.6	0.0	0.1	-0.1
Primary products.....		325412-P	2.9	2.1	0.7	0.0	0.1	-0.1

See footnotes at end of table.

Table 12. Producer price index percentage changes for the net output of selected industries and their products, not seasonally adjusted — Continued
 [May 2023]

Title ¹	Industry code	Product code	Unadjusted 12-month percent change ²	Unadjusted 1-month percent change ²				
			May 2022 to May 2023 ^P	Dec. to Jan.	Jan. to Feb. ^P	Feb. to Mar. ^P	Mar. to Apr. ^P	Apr. to May ^P
Pharmaceutical preparation manufacturing - Continued								
Pharmaceuticals acting on the respiratory system, for human use.....		325412-A	-0.3	1.8	0.0	0.0	0.0	0.0
Antihistamines and bronchodilators, including antiasthmatics.....		325412-A111	2.7	2.6	0.1	0.0	0.1	0.0
Other respiratory preparations.....		325412-A112	-2.2	0.7	0.0	0.0	0.0	0.0
Other respiratory preparations, over-the-counter.....		325412-A112OC	3.2	1.4	0.0	0.0	0.0	0.0
Other respiratory preparations, prescription.....		325412-A112RX	-3.9	0.0	0.0	0.0	0.0	0.0
Pharmaceuticals acting on the digestive or the genito-urinary systems, for human use.....		325412-D	-0.1	0.3	0.0	-0.1	-0.5	0.0
Other digestive or genito-urinary preparations.....		325412-D112	0.0	0.3	0.0	-0.1	-0.5	0.0
Other digestive or genito-urinary preparations, prescription.....		325412-D112RX	0.1	0.3	0.0	0.0	-0.6	0.0
Pharmaceuticals acting on the skin, for human use.....		325412-G	0.8	1.3	0.0	0.0	-0.6	0.0
Other pharmaceutical preparations acting on the skin.....		325412-G311	0.9	1.5	0.0	0.0	-0.6	0.0
Anti-acne preparations.....		325412-G611	0.1	0.1	0.0	0.0	0.0	0.0
Vitamin, nutrient, and hematinic preparations, for human use.....		325412-L	4.2	0.4	0.0	0.1	0.1	0.2
Multivitamins.....		325412-L111	5.5	0.3	0.0	0.0	0.0	0.0
Other vitamins and nutrients.....		325412-L112	2.6	0.4	0.0	0.0	0.2	0.0
Pharmaceuticals affecting parasitic and infective diseases, for human use.....		325412-Q	1.7	1.6	0.0	0.0	0.0	0.0
Broad and medium spectrum antibiotics.....		325412-Q111	0.6	0.0	0.0	0.0	0.0	0.0
Systemic antivirals.....		325412-Q112	3.2	3.2	0.0	0.0	0.0	0.0
Other parasitic and infective diseases.....		325412-Q113	2.9	2.9	0.0	0.0	0.0	0.0
Pharmaceuticals for veterinary use, incl medicinal premixes/pet care products.....		325412-W	-	-	0.0	0.0	0.0	0.0
Pharmaceuticals affecting neoplasms, the endocrine system, & metabolic diseases, for human use.....		325412-1	1.1	1.0	0.1	0.0	0.0	-0.1
Cancer therapy products.....		325412-1111	2.3	1.8	0.1	0.0	0.0	-1.0
Insulin/antidiabetes products.....		325412-1112	2.8	2.5	0.0	0.0	0.0	0.0
Other neoplasms, endocrine system, and metabolic diseases.....		325412-1113	0.8	0.8	0.1	0.0	0.0	0.0
Hormones and oral contraceptives.....		325412-1114	1.2	0.7	0.0	0.0	0.0	0.0
Pharmaceuticals acting on the central nervous system and the sense organs, for human use.....		325412-4	5.4	3.3	1.3	0.0	0.2	-0.3
Analgesics.....		325412-4111	4.3	0.0	4.2	0.0	0.0	0.0
Psychotherapeutics.....		325412-4112	9.0	9.3	0.0	0.0	0.0	0.0
Antidepressants.....		325412-41121	10.0	10.0	0.0	0.0	0.0	0.0
Other psychotherapeutics, including tranquilizers.....		325412-41123	3.6	4.2	0.0	0.0	0.0	0.0
Other central nervous system and sense organs.....		325412-4113	6.8	4.5	0.0	0.0	0.3	0.0
Anticonvulsants.....		325412-4114	-9.6	5.0	0.0	0.0	0.0	-13.9
Analgesics, over-the-counter.....		325412-4111OC	1.4	0.0	0.7	0.1	0.3	0.0
Analgesics, prescription.....		325412-4111RX	4.6	0.0	4.6	0.0	0.0	0.0
Pharmaceuticals acting on the cardiovascular system, for human use.....		325412-7	4.8	4.8	0.0	0.0	0.0	0.0
Other cardiovascular preparations.....		325412-7113	3.8	3.8	0.0	0.0	0.0	0.0
Secondary products and miscellaneous receipts.....		325412-SM						
Miscellaneous receipts.....		325412-M	19.6	0.0	0.0	0.2	0.0	0.0
Secondary products.....		325412-S	5.2	4.1	0.5	0.0	0.0	0.0
In-vitro diagnostic substance manufacturing.....	325413		1.5	1.1	0.9	0.6	0.1	-0.6
Primary products.....		325413-P	1.7	1.1	1.0	0.7	0.1	-0.6
In-vitro diagnostic substances.....		325413-0	1.7	1.1	1.0	0.7	0.1	-0.6
Secondary products and miscellaneous receipts.....		325413-SM						
Secondary products.....		325413-S	-	-	-	-4.2	0.0	0.0
Other biological product manufacturing.....	325414		4.3	4.2	0.0	0.0	0.1	0.0
Primary products.....		325414-P	4.7	4.2	0.0	0.0	0.1	0.0
Biological products, excluding diagnostic, for veterinary, industrial, and all other misc. uses.....		325414-A	-	10.6	0.0	0.0	0.0	-
Biological products, excluding diagnostic, for human use.....		325414-T	1.4	1.2	0.0	0.0	0.2	0.0
Secondary products and miscellaneous receipts.....		325414-SM1						
Paint, coating & adhesive mfg.....	3255		6.2	0.0	0.4	0.0	0.4	0.2
Paint and coating mfg.....	32551		4.5	-0.1	0.2	-0.2	0.3	0.1
Paint and coating manufacturing.....	325510		4.5	-0.1	0.2	-0.2	0.3	0.1
Primary products.....		325510-P	4.5	0.0	0.2	-0.2	0.3	0.2
Miscellaneous allied paint products including paint and varnish removers, thinners, etc.....		325510-B	2.7	-0.5	0.9	-0.1	0.1	0.0
Architectural coatings.....		325510-1	3.8	0.0	0.0	0.0	0.0	0.0
Exterior architectural coatings.....		325510-11	6.5	0.1	0.1	0.0	0.0	0.0
Interior architectural coatings.....		325510-12	2.3	0.0	0.0	0.0	0.0	0.0
Product finishes for original equipment manufacturers (OEM), excluding marine coatings.....		325510-4	9.4	-0.8	0.4	-0.4	1.5	-0.1
Transportation finishes, except powdered and high-solids coatings.....		325510-41	4.2	-1.1	-0.7	-2.6	2.0	0.8

See footnotes at end of table.

Table 12. Producer price index percentage changes for the net output of selected industries and their products, not seasonally adjusted — Continued
 [May 2023]

Title ¹	Industry code	Product code	Unadjusted 12-month percent change ²	Unadjusted 1-month percent change ²				
			May 2022 to May 2023 ^P	Dec. to Jan.	Jan. to Feb. ^P	Feb. to Mar. ^P	Mar. to Apr. ^P	Apr. to May ^P
Paint and coating manufacturing - Continued								
All other product finishes for original equipment manufacturers (OEM), excluding marine coating.....		325510-42	11.2	-0.7	0.7	0.1	1.4	-0.4
Special purpose coatings incl. marine, industrial, construction and maintenance coatings, etc.....		325510-7	0.9	0.9	0.0	-0.4	-0.2	1.0
Automotive, other transportation and machinery refinish paints and enamels, including primers.....		325510-71	-5.8	-9.2	0.2	0.0	1.3	-0.9
Special purpose coatings, including all marine coatings and traffic marking paints.....		325510-72	0.0	1.5	0.0	-0.4	-0.3	1.1
Secondary products and miscellaneous receipts.....		325510-SM						
Secondary products.....		325510-S	1.8	0.0	0.0	0.0	0.6	0.1
Adhesive mfg.....	32552		9.7	0.3	0.8	0.4	0.6	0.2
Adhesive manufacturing.....	325520		9.7	0.3	0.8	0.4	0.6	0.2
Primary products.....		325520-P	8.9	0.2	0.8	0.3	0.7	0.2
Nonstructural caulking compounds and sealants.....		325520-A	11.2	1.4	0.0	0.3	0.9	0.1
Structural sealants (load bearing).....		325520-B	-1.4	0.0	0.0	0.0	0.0	0.0
Synthetic resin & rubber adhesives, incl all types of bonding & laminating adhesives.....		325520-4	9.4	-0.4	1.4	0.4	0.7	0.3
Epoxy adhesives.....		325520-41	13.0	0.2	0.0	0.7	1.0	0.7
Other synthetic resin and rubber adhesives.....		325520-46	3.7	0.8	0.1	0.1	0.7	0.0
Secondary products and miscellaneous receipts.....		325520-SM						
Secondary products.....		325520-S	19.0	2.4	0.1	3.6	0.1	0.1
Soap, cleaners, and toilet preparation mfg.....	3256		6.6	1.0	1.2	0.2	0.1	0.0
Soap & cleaning compound mfg.....	32561		7.3	0.8	0.8	-0.3	0.0	-0.1
Soap and other detergent manufacturing.....	325611		11.5	1.3	1.0	0.1	0.0	0.0
Primary products.....		325611-P	13.0	1.1	1.0	0.1	0.0	0.0
Soaps and detergents, commercial, industrial, and institutional.....		325611-1	14.0	2.2	0.1	0.2	0.0	0.0
Commercial, industrial, and institutional hard surface cleaners.....		325611-11	9.5	7.7	0.0	0.0	0.0	0.0
Commercial, industrial, and institutional laundry detergents.....		325611-12	9.0	0.6	0.0	5.0	0.0	0.0
Commercial, industrial, and institutional dishwashing detergents.....		325611-13	23.6	0.7	0.0	0.0	-0.1	0.0
Commercial, industrial, and institutional metal cleaners.....		325611-14	5.1	0.0	0.0	4.7	0.0	0.0
Dairy, farm, and food plant cleaners, sanitizers, etc.....		325611-16	-	0.0	0.0	-	-	-
Commercial, industrial, and institutional soaps, excluding specialty cleaners.....		325611-17	8.5	1.7	0.3	0.1	0.0	0.0
Household detergents.....		325611-4	13.6	0.0	0.1	0.0	0.1	0.0
Household alkaline detergents and cleaners.....		325611-45	18.7	0.0	0.1	0.0	0.1	0.0
Household dry and liquid laundry detergents.....		325611-46	11.4	0.0	0.0	0.0	0.0	0.0
Soaps, excluding specialty cleaners, household.....		325611-7	6.1	0.0	0.5	0.0	0.0	0.0
Secondary products and miscellaneous receipts.....		325611-SM						
Miscellaneous receipts.....		325611-M	4.6	0.0	0.0	0.1	0.0	0.0
Secondary products.....		325611-S	9.1	4.9	0.5	0.1	0.0	0.0
Polish and other sanitation good mfg.....	325612		4.8	0.1	1.4	0.2	0.3	0.0
Primary products.....		325612-P	5.1	0.1	1.6	0.2	0.3	0.0
Polishing preparations and related products.....		325612-7	3.2	0.0	0.0	0.6	0.4	-0.2
Specialty cleaning and sanitation products.....		325612-8	4.7	0.2	0.2	0.3	0.6	0.1
Disinfectants, nonagricultural, industrial and institutional.....		325612-81	6.4	0.4	0.9	0.0	0.7	0.0
Air and room fresheners.....		325612-83	8.9	0.2	0.0	0.0	0.0	0.0
Laundry fabric softeners and rinses, liquid and dry.....		325612-88	1.9	1.0	0.0	0.0	0.4	0.2
Other specialty cleaning and sanitation products.....		325612-89	4.0	0.1	0.0	0.5	0.7	0.2
Secondary products and miscellaneous receipts.....		325612-SM						
Miscellaneous receipts.....		325612-M	3.5	0.9	0.0	0.0	2.6	0.0
Surface active agent manufacturing.....	325613		0.5	-0.2	0.0	-1.9	-0.3	-0.5
Primary products.....		325613-P	1.2	0.0	0.0	-2.0	0.0	-0.5
Surfactants, finishing agents, and assistants.....		325613-0	1.2	0.0	0.0	-2.0	0.0	-0.5
Textile and leather assistants and finishes.....		325613-01	2.3	0.0	0.0	-6.7	-0.1	-1.7
Surfactants (bulk surface active agents).....		325613-02	2.6	0.0	0.0	0.0	0.0	0.0
Secondary products and miscellaneous receipts.....		325613-SM						
Toilet preparation mfg.....	32562		5.6	1.2	1.5	0.6	0.2	0.0
Toilet preparation manufacturing.....	325620		5.6	1.2	1.5	0.6	0.2	0.0
Primary products.....		325620-P	6.0	1.1	1.6	0.6	0.2	0.0
Denture cleaners, mouthwashes, gargles, and rinses.....		325620-A	14.7	0.0	0.0	7.2	0.0	0.0
Creams, lotions, and oils, excluding shaving, hair, and deodorant.....		325620-D	7.2	3.5	1.7	0.0	0.3	0.0
Other cosmetics and toilet preparations.....		325620-G	3.3	0.3	2.2	0.1	0.4	0.0
Shaving preparations.....		325620-1	1.4	0.0	0.0	0.0	0.0	0.0

See footnotes at end of table.

Table 12. Producer price index percentage changes for the net output of selected industries and their products, not seasonally adjusted — Continued
 [May 2023]

Title ¹	Industry code	Product code	Unadjusted 12-month percent change ²	Unadjusted 1-month percent change ²				
				May 2022 to May 2023 ^P	Dec. to Jan.	Jan. to Feb. ^P	Feb. to Mar. ^P	Mar. to Apr. ^P
Toilet preparation manufacturing - Continued								
Perfumes, toilet waters, and colognes.....		325620-4	7.7	0.0	3.0	0.0	0.0	0.0
Hair preparations (including shampoos).....		325620-7	5.2	1.2	0.0	0.0	0.0	0.0
Hair preparations incl professional, consumer, and cream/gel shampoos.....		325620-71	5.0	1.3	0.0	0.0	0.0	0.0
Hair tonics and hair dressings incl professional and consumer use.....		325620-72	5.7	1.2	0.0	0.0	0.0	0.0
Secondary products and miscellaneous receipts.....		325620-SM						
Secondary products.....		325620-S	7.5	0.1	0.1	-0.1	0.0	0.2
Other chemical product & preparation mfg.....	3259		2.5	0.6	0.0	0.4	0.2	0.3
Printing ink mfg.....	32591		4.5	1.5	0.3	0.1	0.7	0.1
Printing ink manufacturing.....	325910		4.5	1.5	0.3	0.1	0.7	0.1
Primary products.....		325910-P	4.6	1.5	0.3	0.1	0.7	0.1
Flexographic printing inks.....		325910-A	5.8	0.0	0.0	0.2	0.0	0.0
Nonimpact/digital inks.....		325910-E	4.4	-0.1	0.6	0.2	2.6	0.2
All other printing inks.....		325910-H	5.4	1.9	1.4	-0.4	0.3	0.2
Lithographic and offset inks.....		325910-6	5.0	4.1	0.0	0.0	0.0	0.0
News and nonheat web offset printing inks.....		325910-61	4.9	4.9	0.0	0.0	0.0	0.0
Publication and commercial web inks.....		325910-62	7.0	7.0	0.0	0.0	0.0	0.0
Sheet-fed general inks.....		325910-63	2.6	0.0	0.0	0.0	0.0	0.0
Sheet-fed packaging inks.....		325910-64	2.3	0.0	0.0	0.0	0.0	0.0
Gravure printing inks.....		325910-7	0.3	0.0	0.0	0.0	0.0	0.0
Secondary products and miscellaneous receipts.....		325910-SM						
Miscellaneous receipts.....		325910-M	0.4	0.0	0.0	0.0	0.0	0.0
Secondary products.....		325910-S	-	0.1	0.1	-1.2	-	-
Explosives mfg.....	32592		5.3	0.5	3.5	-1.1	-0.6	-1.0
Explosives manufacturing.....	325920		5.3	0.5	3.5	-1.1	-0.6	-1.0
Primary products.....		325920-P	6.5	0.6	3.9	-0.7	-0.6	-1.3
Explosives and blasting accessories.....		325920-0	6.5	0.6	3.9	-0.7	-0.6	-1.3
Secondary products and miscellaneous receipts.....		325920-SM						
All other chemical product & preparation mfg.....	32599		2.1	0.5	-0.3	0.5	0.2	0.5
Custom compounding of purchased resins.....	325991		-3.7	-2.6	-0.5	-0.6	1.6	0.1
Primary products.....		325991-P	-3.7	-2.6	-0.5	-0.6	1.6	0.1
Custom compounding of purchased resins and color concentrates.....		325991-0	-3.7	-2.6	-0.5	-0.6	1.6	0.1
Secondary products and miscellaneous receipts.....		325991-SM						
Photographic Film, Paper, Plate, Chemical, and Copy Toner Manufacturing.....	325992		5.4	4.9	-2.2	2.3	-0.6	3.6
Primary products.....		325992-P	6.4	5.4	-2.4	2.5	-0.6	3.9
Photographic sensitized film, plates, paper, & cloth.....		325992-T	7.9	7.0	-3.5	3.2	-0.9	5.5
Photographic sensitized film, plates, paper, & cloth, silver-halide-type (excl X-ray).....		325992-T1	5.3	8.4	-4.1	3.8	-1.0	6.6
Photographic sensitized film, plates, paper & cloth, other than silver-halide-type (incl X-ray).....		325992-T3	4.2	0.4	0.0	0.0	0.0	0.0
Prepared photographic chemicals.....		325992-5	3.5	1.3	0.4	0.7	0.0	0.0
Secondary products and miscellaneous receipts.....		325992-SM						
Other miscellaneous chemical product manufacturing.....	325998		5.2	1.0	0.3	0.6	-0.3	-0.2
Primary products.....		325998-P	5.7	1.0	0.4	0.7	-0.3	-0.2
Water treating compounds.....		325998-A	-3.7	0.5	3.7	-0.1	0.0	0.2
All other chemical preparations, including essential oils, matches, and gelatin.....		325998-J	7.6	1.1	-1.0	1.7	-0.3	-0.5
Secondary products and miscellaneous receipts.....		325998-SM						
Miscellaneous receipts.....		325998-M	3.1	1.4	0.0	0.0	0.3	0.0
Secondary products.....		325998-S	-1.3	0.6	-0.6	-0.4	-1.5	0.5
Plastics and rubber products mfg.....	326		1.6	0.0	-0.3	-0.1	0.0	-0.3
Plastics product mfg.....	3261		0.7	-0.4	-0.5	-0.1	0.1	-0.3
Unsupported plastics film, sheet, and bag mfg.....	32611		-2.3	-1.2	0.1	-0.8	1.0	-1.2
Plastics bag and pouch manufacturing.....	326111		0.9	0.0	-0.1	0.2	0.3	-0.3
Primary products.....		326111-P	1.0	0.0	-0.1	0.2	0.2	-0.2
Single-web film specialty bags, pouches, and liners.....		326111-1	0.9	0.0	-0.1	0.2	0.2	-0.2
Polyethylene grocery and variety bags and pouches.....		326111-11	-0.5	0.0	0.1	-0.6	0.1	-2.4
Polyethylene refuse bags.....		326111-12	-5.9	-2.6	-0.8	0.3	0.6	0.7
Other polyethylene bags, pouches, and liners.....		326111-15	7.1	1.5	0.2	0.8	0.4	0.1
Coextruded single-web film specialty bags, pouches, & liners.....		326111-16	-1.2	0.0	-0.4	0.0	0.0	0.0
Multiweb film/film combination specialty bags, pouches, and liners.....		326111-3	1.3	-0.2	0.3	-0.9	-0.5	-0.3
Secondary products and miscellaneous receipts.....		326111-SM						

See footnotes at end of table.

Table 12. Producer price index percentage changes for the net output of selected industries and their products, not seasonally adjusted — Continued
 [May 2023]

Title ¹	Industry code	Product code	Unadjusted 12-month percent change ²	Unadjusted 1-month percent change ²				
				May 2022 to May 2023 ^P	Dec. to Jan.	Jan. to Feb. ^P	Feb. to Mar. ^P	Mar. to Apr. ^P
Plastics bag and pouch manufacturing - Continued								
Secondary products.....		326111-S	0.1	0.6	-0.1	-0.5	2.9	-2.1
Plastics packaging film and sheet mfg.....	326112		-1.8	-1.1	0.2	0.7	2.6	-2.2
Primary products.....		326112-P	-1.7	-1.2	0.3	0.7	2.7	-2.3
Single-web film, rolls, and sheets, including coextruded, for flexible packaging uses.....		326112-1	1.0	-1.8	0.4	2.1	0.8	-0.5
Single-web film, rolls, and sheets for flexible packaging uses.....		326112-11	3.0	-2.1	1.1	2.4	0.8	-0.4
Coextruded single-web film, for flexible packaging uses.....		326112-12	-7.9	-0.4	-2.2	1.0	0.6	-0.6
Film/film multiweb laminated rolls and sheets, excluding foil, for flexible packaging uses.....		326112-3	-9.9	1.4	-0.2	-5.4	11.8	-10.3
Secondary products and miscellaneous receipts.....		326112-SM						
Secondary products.....		326112-S	-3.5	0.2	-1.2	0.3	0.7	-0.1
Nonpackaging plastics film and sheet mfg.....	326113		-4.9	-2.0	0.2	-2.7	0.0	-0.9
Primary products.....		326113-P	-4.6	-2.1	0.3	-3.0	0.1	-0.8
Unlaminated plastics film and sheet, excluding packaging.....		326113-0	-4.6	-2.1	0.3	-3.0	0.1	-0.8
Unlaminated polyethylene film and sheet.....		326113-01	-1.5	-0.5	-0.3	-2.7	-0.9	-0.3
Unlaminated vinyl and vinyl copolymer film and sheet.....		326113-03	3.9	0.0	0.0	-1.0	0.0	0.0
Miscellaneous unlaminated plastics film and sheet.....		326113-04	-6.0	-4.5	0.6	-2.2	0.2	-0.6
Secondary products and miscellaneous receipts.....		326113-SM						
Secondary products.....		326113-S	-5.0	-0.9	-0.9	3.4	-0.2	-2.9
Plastics pipe/fitting/unsupported shapes mfg.....	32612		-2.0	-0.3	-2.1	0.7	-0.4	-1.1
Unlaminated plastics profile shape mfg.....	326121		5.1	0.5	-1.1	1.2	-0.2	0.6
Primary products.....		326121-P	5.9	0.6	-1.4	1.3	0.2	0.6
Unlaminated plastics profile shapes.....		326121-0	5.9	0.6	-1.4	1.3	0.2	0.6
Secondary products and miscellaneous receipts.....		326121-SM						
Plastics pipe and pipe fitting manufacturing.....	326122		-5.1	-0.6	-2.6	0.4	-0.5	-1.9
Primary products.....		326122-P	-5.2	-0.6	-2.6	0.4	-0.5	-1.9
Plastics pipe.....		326122-1	-6.9	-0.7	-2.9	0.1	-0.5	-1.9
Plastics drain, waste, and vent pipe.....		326122-11	-16.8	-4.3	-6.9	1.2	-1.7	-2.7
Plastics water pipe.....		326122-13	-1.9	1.7	-0.4	-0.3	0.0	-1.9
Plastics sewer, stormdrain, and water main pipe.....		326122-18	-7.6	-0.5	-4.3	-0.3	-0.3	-1.3
Other plastics pipe.....		326122-1B	-2.2	0.5	0.0	0.0	0.0	0.0
Plastics pipe fittings and unions.....		326122-3	2.9	-0.3	-1.1	2.0	-0.7	-2.3
Secondary products and miscellaneous receipts.....		326122-SM						
Miscellaneous receipts.....		326122-M	-5.4	-1.8	6.2	-7.3	-3.0	-0.8
Secondary products.....		326122-S1	8.2	0.1	0.6	0.7	0.3	0.9
Laminated plastics plate, sheet, and shape mfg.....	32613		6.6	-0.2	3.5	0.4	0.0	0.0
Laminated plastics plate, sheet (except packaging), and shape manufacturing.....	326130		6.6	-0.2	3.5	0.4	0.0	0.0
Primary products.....		326130-P	6.7	-0.2	3.5	0.5	0.0	0.0
Laminated plastics plates, sheet (except packaging), and shapes.....		326130-0	6.7	-0.2	3.5	0.5	0.0	0.0
Secondary products and miscellaneous receipts.....		326130-SM						
Secondary products.....		326130-S	-	0.2	4.9	0.0	0.0	-
Polystyrene foam product mfg.....	32614		-0.2	0.0	-0.4	-0.2	-0.1	0.0
Polystyrene foam product manufacturing.....	326140		-0.2	0.0	-0.4	-0.2	-0.1	0.0
Primary products.....		326140-P	0.1	-0.1	-0.5	-0.3	-0.2	0.0
Packaging, polystyrene foam products.....		326140-2	0.6	-0.4	-0.3	-1.0	-0.2	-0.1
Polystyrene foam food containers.....		326140-21	-7.1	-1.0	-0.1	-1.2	-0.2	-0.2
Polystyrene foam protective shipping pads, shaped cushioning, etc.....		326140-22	13.6	0.5	-0.6	-0.8	0.0	0.0
Building and construction polystyrene foam products.....		326140-3	2.2	0.1	-0.2	-0.2	0.0	0.0
Consumer and institutional polystyrene foam products.....		326140-5	-2.4	0.3	-0.6	0.4	-0.4	0.1
All other polystyrene foam products incl. transportation application uses.....		326140-9	5.0	0.0	-1.1	0.0	0.0	0.0
Secondary products and miscellaneous receipts.....		326140-SM						
Foam product (ex polystyrene) mfg.....	32615		-0.4	0.0	-2.4	-1.2	-1.1	-0.3
Urethane and other foam product mfg.....	326150		-0.4	0.0	-2.4	-1.2	-1.1	-0.3
Primary products.....		326150-P	-0.8	-0.1	-2.5	-1.2	-1.1	-0.4
Packaging polyurethane foam products.....		326150-2	1.4	0.0	0.0	0.0	1.4	0.0
Furniture and furnishings polyurethane foam products.....		326150-4	-9.0	-0.7	-5.5	-2.8	-3.7	-0.9
Polyurethane foam formed and slab stock for pillows, seating, and cushioning.....		326150-41	-12.1	-0.1	-1.7	0.1	-2.4	-0.9
Consumer and institutional polyurethane foam products.....		326150-5	-	0.0	0.0	0.0	3.0	-
All other miscellaneous polyurethane foam products.....		326150-6	4.7	0.0	0.0	0.0	0.0	0.0
Products made of foam other than polystyrene or polyurethane.....		326150-9	2.8	1.7	0.0	0.3	0.0	0.0
Secondary products and miscellaneous receipts.....		326150-SM						

See footnotes at end of table.

Table 12. Producer price index percentage changes for the net output of selected industries and their products, not seasonally adjusted — Continued
 [May 2023]

Title ¹	Industry code	Product code	Unadjusted 12-month percent change ²	Unadjusted 1-month percent change ²				
			May 2022 to May 2023 ^P	Dec. to Jan.	Jan. to Feb. ^P	Feb. to Mar. ^P	Mar. to Apr. ^P	Apr. to May ^P
Urethane and other foam product mfg. - Continued								
Secondary products.....		326150-S	8.1	0.8	0.0	0.1	0.0	0.1
Plastics bottle mfg.....	32616		0.4	-2.5	-1.1	0.1	-1.0	0.6
Plastics bottle manufacturing.....	326160		0.4	-2.5	-1.1	0.1	-1.0	0.6
Primary products.....		326160-P	0.4	-2.5	-1.1	0.1	-1.0	0.6
Plastics bottles.....		326160-0	0.4	-2.5	-1.1	0.1	-1.0	0.6
Secondary products and miscellaneous receipts.....		326160-SM						
Other plastics product mfg.....	32619		2.5	0.0	-0.1	0.0	0.2	0.0
Plastics plumbing fixture manufacturing.....	326191		3.2	1.3	0.5	0.0	0.0	-0.5
Primary products.....		326191-P	3.3	1.4	0.5	0.0	0.0	-0.5
Plastics plumbing fixtures.....		326191-0	3.3	1.4	0.5	0.0	0.0	-0.5
Secondary products and miscellaneous receipts.....		326191-SM						
Miscellaneous receipts.....		326191-M	-2.2	-3.4	0.0	0.0	0.0	0.0
All other plastics product manufacturing.....	326199		2.5	-0.1	-0.2	0.0	0.2	0.0
Primary products.....		326199-P	2.2	-0.3	-0.2	0.0	0.2	0.0
All other reinforced and fiberglass plastics products.....		326199-A	13.2	3.5	2.2	0.9	0.1	0.5
Consumer/institutional/commercial fabricated plastics products (excl. foam and wire coated).....		326199-C	3.8	0.4	0.4	-0.5	0.3	0.1
Transportation fabricated plastics products (excluding foam and reinforced plastics).....		326199-1	0.3	-0.4	-0.9	0.4	0.0	-0.7
Electrical and electronic fabricated plastics (excluding foam and reinforced plastics).....		326199-2	4.8	0.0	-6.1	0.0	0.2	0.0
Industrial machinery plastics products, excluding foam (incl. gears, bearings, etc.).....		326199-3	6.4	0.0	0.0	0.0	0.0	0.0
Plastics packaging (excluding film, sheet, foam, and bottles).....		326199-4	-1.1	-2.3	-0.3	-0.1	0.6	0.3
Building & construction fabricated plastics products (excl foam, plumbing fixtures, hardware).....		326199-8	-0.3	-0.3	-0.2	-0.2	0.1	0.3
Secondary products and miscellaneous receipts.....		326199-SM						
Miscellaneous receipts.....		326199-M	8.8	1.6	0.2	0.3	0.8	-0.5
Secondary products.....		326199-S	0.8	1.2	-0.1	-0.2	-0.2	0.5
Rubber product mfg.....	3262		5.5	1.9	0.3	0.2	-0.2	-0.5
Tire mfg.....	32621		7.6	3.1	0.0	0.1	0.2	-0.8
Tire manufacturing, except retreading.....	326211		7.6	3.1	0.0	0.1	0.2	-0.8
Primary products.....		326211-P	8.5	3.2	0.0	0.1	0.2	-0.8
Tread rubber, tire sundries, and repair materials.....		326211-H	7.9	0.0	-0.3	4.7	2.1	-0.1
Pneumatic tires (including passenger, truck, bus, tractor, industrial, and other tires).....		326211-0	8.8	3.4	0.0	0.0	0.1	-0.9
Passenger car pneumatic tires (casings).....		326211-01	9.4	4.1	0.0	0.0	0.0	-0.2
Truck and bus (including off-the-highway) pneumatic tires.....		326211-03	5.5	2.3	0.0	0.0	0.0	-4.4
Secondary products and miscellaneous receipts.....		326211-SM						
Rubber and plastics hose and belting.....	32622		1.1	0.5	0.1	0.2	-0.8	-0.8
Rubber and plastics hose and belting mfg.....	326220		1.1	0.5	0.1	0.2	-0.8	-0.8
Primary products.....		326220-P	1.7	0.5	0.1	0.2	-0.7	-0.8
Rubber and plastics belt and belting mfg.....		326220-D	5.9	1.5	0.3	0.4	0.1	-0.4
Rubber and plastics transmission belts and belting (excluding flat).....		326220-D2	8.5	0.7	0.7	0.7	0.4	0.0
Rubber and plastic hose mfg.....		326220-H	-2.4	-0.6	0.0	0.0	-1.6	-1.4
Rubber and plastics hose for on- and off-highway motor vehicles.....		326220-H3	4.3	0.0	-0.1	0.0	1.5	-1.4
Industrial rubber and plastics hose without fittings.....		326220-H4	-4.7	-0.9	0.0	0.0	-1.8	0.0
Rubber and plastics water hose (incl. fire, irrigation, etc.).....		326220-H5	-14.1	-1.3	0.0	0.0	-8.3	-6.1
Secondary products and miscellaneous receipts.....		326220-SM						
Other rubber product mfg.....	32629		4.3	0.7	0.7	0.2	-0.4	-0.1
Rubber product mfg. for mechanical use.....	326291		6.4	1.2	1.7	0.7	0.5	-0.1
Primary products.....		326291-P	6.8	1.1	1.8	0.7	0.5	-0.1
Other extruded rubber mechanical goods (excl. auto)(excl. tubing).....		326291-C	2.4	0.0	0.0	0.0	0.0	0.8
Molded rubber mechanical goods, automotive.....		326291-1	10.1	0.7	3.8	0.8	0.0	0.2
Molded rubber mechanical goods, transportation (excluding automotive)/off-highway machinery.....		326291-2	5.8	2.3	-0.2	1.5	0.0	0.0
Other molded rubber mechanical goods (excluding tubing).....		326291-9	3.9	1.9	0.0	0.2	2.9	-1.1
Secondary products and miscellaneous receipts.....		326291-SM						
Secondary products.....		326291-S	4.1	1.0	0.0	1.3	-0.2	-0.1
All other rubber product manufacturing.....	326299		2.9	0.3	0.1	-0.2	-1.0	-0.1
Primary products.....		326299-P	3.3	0.3	0.1	-0.2	-1.0	-0.1
Rubber druggist and medical sundries, excluding gloves.....		326299-A	0.2	0.0	0.0	0.0	0.0	0.0

See footnotes at end of table.

Table 12. Producer price index percentage changes for the net output of selected industries and their products, not seasonally adjusted — Continued
 [May 2023]

Title ¹	Industry code	Product code	Unadjusted 12-month percent change ²	Unadjusted 1-month percent change ²					
				May 2022 to May 2023 ^P	Dec. to Jan.	Jan. to Feb. ^P	Feb. to Mar. ^P	Mar. to Apr. ^P	Apr. to May ^P
All other rubber product manufacturing - Continued									
All other miscellaneous rubber goods.....		326299-B	6.8	2.6	1.1	0.0	0.0	-0.3	
Rubber compounds or mixtures for sale or interplant transfer.....		326299-6	3.1	-0.4	-0.2	-0.4	-2.8	0.0	
All other industrial rubber products.....		326299-7	3.0	0.0	0.0	-0.1	-0.6	0.3	
Secondary products and miscellaneous receipts.....		326299-SM							
Nonmetallic mineral product manufacturing.....	327		10.6	2.1	0.9	0.5	0.2	0.2	
Clay product and refractory manufacturing.....	3271		7.4	1.1	0.7	-0.1	0.3	0.5	
Pottery, ceramics, and plumbing fixture mfg.....	32711		4.8	0.1	0.7	0.3	0.1	-0.1	
Pottery, ceramics, and plumbing fixture mfg.....	327110		4.8	0.1	0.7	0.3	0.1	-0.1	
Primary products.....		327110-P	5.6	0.1	0.8	0.3	0.1	-0.1	
Vitreous china, porcelain, and earthenware (semivitreous) table and kitchenware..		327110-5	—	—	0.0	0.0	0.0	0.0	
All other pottery products (including china decorated for the trade).....		327110-6	1.3	0.1	0.0	0.0	0.0	0.0	
Porcelain, steatite, and other ceramic electrical products.....		327110-7	10.3	-0.1	1.8	0.7	0.2	-0.2	
Secondary products and miscellaneous receipts.....		327110-SM							
Clay building material and refractories mfg.....	32712		8.6	1.5	0.6	-0.3	0.4	0.8	
Clay building material and refractories mfg.....	327120		8.6	1.5	0.6	-0.3	0.4	0.8	
Primary products.....		327120-P	8.5	1.5	0.7	-0.3	0.4	0.8	
Brick and structural clay tile.....		327120-1	9.2	0.9	3.4	0.8	0.0	0.2	
Building or common brick.....		327120-11	9.0	0.9	3.4	0.7	0.0	0.2	
Glazed brick and other brick (paving, floor, and sewer).....		327120-12	14.2	3.5	0.0	2.2	0.0	0.0	
Clay floor and wall tile, glazed and unglazed (including quarry tile and ceramic mosaic tile).....		327120-2	10.1	1.6	-1.3	-2.2	1.9	2.4	
Nonclay refractories (excluding dead-burned magnesia).....		327120-6	11.3	2.0	1.3	-1.1	0.1	1.7	
Clay refractories.....		327120-7	4.6	1.6	0.0	0.0	0.0	0.0	
All other structural clay products, excluding clay refractories.....		327120-9	8.9	0.0	0.0	7.1	0.0	0.0	
Secondary products and miscellaneous receipts.....		327120-SM							
Miscellaneous receipts.....		327120-M	12.3	1.6	0.0	2.9	0.0	0.0	
Glass and glass product manufacturing.....	3272		9.9	2.7	2.4	0.2	-0.1	-0.7	
Glass and glass product manufacturing.....	32721		9.9	2.7	2.4	0.2	-0.1	-0.7	
Flat glass manufacturing.....	327211		9.1	-2.8	-0.3	-0.2	0.5	-1.1	
Primary products.....		327211-P	6.5	-2.8	-0.2	-0.2	0.5	-1.1	
Flat glass (float, sheet, and plate process), made by flat glass producers.....		327211-1	5.7	-4.2	-0.3	-0.3	0.8	-1.8	
Other glass products, made by flat glass producers.....		327211-4	7.0	-0.1	0.0	0.0	0.0	0.0	
Secondary products and miscellaneous receipts.....		327211-SM							
Other pressed and blown glass and glassware.....	327212		12.4	8.5	0.0	0.0	0.0	0.8	
Primary products.....		327212-P	12.0	8.6	0.0	0.0	0.0	0.2	
Glass fiber and machine-made pressed and blown glass and glassware, made by glass producers.....		327212-B	11.9	8.8	0.0	0.0	0.0	0.0	
Handmade pressed and blown glass and glassware, made by glass producers....		327212-9	17.7	0.0	0.0	0.3	0.0	11.2	
Secondary and miscellaneous receipts.....		327212-SM							
Glass container manufacturing.....	327213		12.5	8.8	-0.3	0.0	0.0	0.6	
Primary products.....		327213-P	12.6	8.8	-0.3	0.0	0.0	0.6	
Glass containers (including value of packaging).....		327213-0	12.6	8.8	-0.3	0.0	0.0	0.6	
Secondary products and miscellaneous receipts.....		327213-SM1							
Glass product mfg. made of purchased glass.....	327215		8.8	0.8	5.2	0.6	-0.4	-1.5	
Primary products.....		327215-P	9.0	0.8	5.3	0.6	-0.4	-1.5	
Pressed and blown glassware, made from purchased glass.....		327215-E	—	3.1	1.0	2.0	-0.5	-0.9	
Other glass products, made from purchased glass.....		327215-F	9.0	0.7	5.5	0.1	-0.2	-1.1	
Mirrors (decorated and undecorated), made from purchased glass.....		327215-9	10.9	—	7.1	1.3	-1.0	-3.2	
Secondary products and miscellaneous receipts.....		327215-SM							
Secondary products.....		327215-S	—	—	0.4	0.4	0.0	0.0	
Cement and concrete product manufacturing.....	3273		12.3	2.2	0.5	0.8	0.4	0.7	
Cement manufacturing.....	32731		13.9	4.9	1.2	0.2	0.1	0.1	
Cement manufacturing.....	327310		13.9	4.9	1.2	0.2	0.1	0.1	
Primary products.....		327310-P	13.6	4.9	1.2	0.2	0.1	0.1	
Cement, hydraulic (including cost of shipping containers).....		327310-0	13.6	4.9	1.2	0.2	0.1	0.1	
Secondary products and miscellaneous receipts.....		327310-SM							
Ready-mix concrete manufacturing.....	32732		12.6	1.9	0.5	0.9	0.4	1.1	
Ready-mix concrete manufacturing.....	327320		12.6	1.9	0.5	0.9	0.4	1.1	
Primary products.....		327320-P	12.8	1.7	0.5	0.9	0.4	1.1	

See footnotes at end of table.

Table 12. Producer price index percentage changes for the net output of selected industries and their products, not seasonally adjusted — Continued
 [May 2023]

Title ¹	Industry code	Product code	Unadjusted 12-month percent change ²	Unadjusted 1-month percent change ²				
				May 2022 to May 2023 ^P	Dec. to Jan.	Jan. to Feb. ^P	Feb. to Mar. ^P	Mar. to Apr. ^P
Ready-mix concrete manufacturing - Continued								
Northeast region ready-mix concrete.....		327320-A	8.5	-1.0	1.9	1.8	1.6	-1.4
Midwest region ready-mix concrete.....		327320-B	18.7	4.7	0.2	1.7	0.2	1.9
South region ready-mix concrete.....		327320-C	12.0	1.7	0.6	0.7	0.1	1.3
West region ready-mix concrete.....		327320-D	11.1	0.4	0.3	0.3	0.6	1.1
Secondary products and miscellaneous receipts.....		327320-SM						
Miscellaneous receipts.....		327320-M	2.6	2.7	0.4	0.0	0.0	0.0
Secondary products.....		327320-S	11.3	7.2	0.0	0.0	0.1	0.0
Concrete pipe, brick, and block manufacturing.....	32733		14.1	4.2	0.3	0.3	0.8	0.2
Concrete block and brick manufacturing.....	327331		11.7	5.2	0.3	0.3	1.0	0.0
Primary products.....		327331-P	12.2	5.3	0.3	0.3	1.1	0.0
Concrete block and brick.....		327331-0	12.2	5.3	0.3	0.3	1.1	0.0
Structural concrete block, lightweight units (weighing less than 105 lb/cubic ft.) (dry weight).....		327331-01	14.5	5.4	0.7	-0.3	2.0	0.0
Structural concrete block, mediumweight units (weighing 105 - 124 lb/cubic ft.) (dry weight).....		327331-02	14.3	8.8	0.1	0.0	0.6	0.8
Structural concrete block, normalweight units (weighing 125 lb or more/cubic ft.) (dry weight).....		327331-03	12.3	4.2	2.1	-0.1	0.5	0.0
Decorative concrete block (including screen, split, slump, shadowal block, etc.).....		327331-04	12.8	5.8	0.0	0.5	0.9	0.0
Concrete pavers (including grid, interlocking, etc.).....		327331-05	10.2	4.4	0.0	0.5	1.0	0.0
Concrete brick.....		327331-06	10.8	6.6	0.0	0.5	1.4	0.0
Secondary products and miscellaneous receipts.....		327331-SM						
Miscellaneous receipts.....		327331-M	4.4	1.5	0.0	1.4	0.0	0.0
Secondary products.....		327331-S	15.2	2.8	0.5	0.4	0.1	0.2
Concrete pipe manufacturing.....	327332		17.5	1.5	0.3	0.3	0.0	0.4
Primary products.....		327332-P	17.7	1.5	0.2	0.6	0.0	0.4
Concrete pipe.....		327332-0	17.7	1.5	0.2	0.6	0.0	0.4
Concrete storm sewer pipe.....		327332-02	15.2	2.1	0.2	0.7	0.0	0.5
Concrete pipe, except concrete culvert and storm sewer pipe.....		327332-03	8.1	0.0	0.2	0.0	0.0	0.2
Secondary products and miscellaneous receipts.....		327332-SM1						
Other concrete product manufacturing.....	32739		10.4	1.5	0.2	1.0	0.2	0.3
Other concrete product manufacturing.....	327390		10.4	1.5	0.2	1.0	0.2	0.3
Primary products.....		327390-P	10.3	1.4	0.2	1.0	0.2	0.3
Precast concrete products.....		327390-1	9.3	1.6	0.3	1.2	0.1	0.4
Precast concrete slabs and tile, roof and floor units.....		327390-11	10.4	0.1	3.0	0.0	0.0	0.0
Precast concrete architectural wall panels.....		327390-12	4.7	1.9	0.0	0.0	-0.1	0.6
Burial vaults and boxes, precast concrete.....		327390-13	8.9	5.0	0.0	0.0	0.0	0.0
Precast concrete products (excl burial vaults and boxes, slabs and tile, and arch. wall panels).....		327390-14	10.4	1.5	0.1	1.6	0.1	0.5
Prestressed concrete products.....		327390-4	11.6	0.2	-0.3	0.1	0.7	-0.2
Prestressed concrete products (excl bridge beams and solid and hollow cored slabs and panels).....		327390-43	9.6	0.2	-0.7	0.8	1.8	0.0
Prestressed concrete bridge beams.....		327390-46	13.6	0.0	-0.4	-0.3	0.0	0.1
Prestressed concrete solid and hollow cored slabs and panels.....		327390-47	12.0	0.9	0.9	-0.6	-1.0	-1.5
Secondary products and miscellaneous receipts.....		327390-SM						
Secondary products.....		327390-S	10.0	3.7	0.0	0.0	0.0	0.0
Lime and gypsum product manufacturing.....	3274		12.0	4.0	0.8	0.5	-0.6	-0.3
Lime manufacturing.....	32741		34.2	13.8	0.4	0.3	0.1	1.1
Lime manufacturing.....	327410		34.2	13.8	0.4	0.3	0.1	1.1
Primary products.....		327410-P	34.4	13.8	0.4	0.3	0.1	1.1
Lime.....		327410-0	34.4	13.8	0.4	0.3	0.1	1.1
Gypsum product manufacturing.....	32742		3.1	0.0	1.0	0.6	-0.9	-0.9
Gypsum product manufacturing.....	327420		3.1	0.0	1.0	0.6	-0.9	-0.9
Primary products.....		327420-P	3.4	0.0	1.0	0.6	-0.9	-0.9
Gypsum building materials.....		327420-1	4.0	0.0	1.1	0.7	-1.1	-1.1
Other gypsum products.....		327420-5	0.0	0.0	0.0	0.0	0.0	0.0
Secondary products and miscellaneous receipts.....		327420-SM						
Other nonmetallic mineral products.....	3279		8.1	0.9	0.5	0.5	0.4	-0.1
Abrasive product manufacturing.....	32791		6.9	0.5	0.4	1.0	0.9	0.1
Abrasive product manufacturing.....	327910		6.9	0.5	0.4	1.0	0.9	0.1
Primary products.....		327910-P	7.5	0.5	0.4	1.0	0.9	0.1

See footnotes at end of table.

Table 12. Producer price index percentage changes for the net output of selected industries and their products, not seasonally adjusted — Continued
 [May 2023]

Title ¹	Industry code	Product code	Unadjusted 12-month percent change ²	Unadjusted 1-month percent change ²				
				May 2022 to May 2023 ^P	Dec. to Jan.	Jan. to Feb. ^P	Feb. to Mar. ^P	Mar. to Apr. ^P
Abrasive product manufacturing - Continued								
Nonmetallic sized grains, powders, and flour abrasives (incl. graded only).....		327910-1	12.0	0.0	0.0	0.0	0.0	0.0
Nonmetallic abrasive products (including diamond abrasives).....		327910-4	8.6	0.5	0.8	-0.3	0.1	0.0
Nonmetallic coated abrasive products and buffing wheels, polishing wheels, and laps.....		327910-7	9.1	0.0	0.2	1.8	0.5	0.1
Secondary products and miscellaneous receipts.....		327910-SM						
Miscellaneous receipts.....		327910-M	7.7	0.0	3.1	0.0	0.4	0.0
All other nonmetallic mineral product mfg.....	32799		8.5	1.0	0.5	0.4	0.3	-0.1
Cut stone and stone product manufacturing.....								
Primary products.....	327991		6.7	0.0	1.7	0.0	0.0	-0.4
Dressed dimension granite (including gneiss, syenite, diorite, and cut granite).....		327991-P	7.1	0.0	1.8	0.0	0.0	-0.4
Dressed dimension marble and other stone.....		327991-7	9.4	0.0	3.0	0.0	0.0	-0.8
Secondary products and miscellaneous receipts.....		327991-SM	3.6	0.0	0.2	0.0	0.0	0.3
Secondary products.....		327991-S	-	-	0.0	0.0	0.0	0.0
Ground or treated mineral and earth manufacturing.....								
Primary products.....	327992		11.2	1.2	-0.7	1.1	1.4	0.0
Ground or treated minerals and earths.....		327992-P	11.4	1.1	-0.7	1.1	1.4	0.0
Treated lightweight aggregate and crushed slag, minerals and earths.....		327992-0	11.4	1.1	-0.7	1.1	1.4	0.0
Other minerals or earths, treated.....		327992-04	-	3.6	0.0	0.0	1.4	-
Secondary products and miscellaneous receipts.....		327992-06	-	-1.1	-1.4	2.6	1.8	-
Secondary products.....		327992-SM						
Mineral wool manufacturing.....								
Primary products.....	327993		8.8	0.3	0.5	0.6	-0.1	0.0
Mineral wool for thermal and acoustical envelope insulation.....		327993-P	8.8	0.3	0.5	0.6	-0.1	0.0
Mineral wool for industrial, equipment, and appliance insulation.....		327993-1	7.8	-0.4	0.2	0.4	0.4	0.0
Secondary products and miscellaneous receipts.....		327993-4	10.6	1.5	0.8	0.8	-0.7	0.0
Miscellaneous receipts.....		327993-SM	-	0.0	-	-	-	-
Miscellaneous receipts.....		327993-M1	-	0.0	-	-	-	-
Miscellaneous nonmetallic mineral products manufacturing.....								
Primary products.....	327999		7.8	3.3	0.0	0.0	0.5	0.0
All other nonmetallic mineral products.....		327999-P	8.0	3.4	0.0	0.0	0.5	0.0
Other nonmetallic mineral products.....		327999-0	8.0	3.4	0.0	0.0	0.5	0.0
Secondary products and miscellaneous receipts.....		327999-09	6.7	3.8	0.0	0.0	0.9	0.0
Secondary products.....		327999-SM						
Primary metal mfg.....								
Iron & steel mills & ferroalloy mfg.....	331		-13.2	-0.5	2.0	0.4	0.9	2.9
Iron & steel mills & ferroalloy mfg.....	3311		-18.7	-2.7	3.9	1.0	1.9	5.9
Iron & steel mills & ferroalloy mfg.....	33111		-18.7	-2.7	3.9	1.0	1.9	5.9
Iron and steel mills and ferroalloy mfg.....	331110		-18.6	-2.7	3.9	1.0	1.9	5.9
Primary products.....		331110-P	-17.1	-3.0	4.1	1.1	4.6	6.4
Steel ingots and semifinished products.....		331110-3	-13.4	1.3	1.0	0.8	1.9	-1.5
Ferroalloys and related products.....		331110-6	-	-4.7	-6.0	0.0	1.1	-
Hot rolled steel bars, plates, and structural shapes.....		331110-7	-9.3	-2.3	0.7	-0.6	1.4	2.6
Hot rolled steel bars, plates, and structural shapes, carbon.....		331110-71	-10.1	-2.4	0.6	-0.9	1.3	2.9
Hot rolled steel bars, plates, and structural shapes, alloy.....		331110-76	-6.7	-	-	2.1	4.9	0.0
Secondary products and miscellaneous receipts.....		331110-SM						
Steel product mfg from purchased steel.....	3312		-13.9	-0.8	-2.0	0.5	1.8	2.6
Iron & steel pipe and tube mfg from purchased steel.....	33121		-15.6	-1.0	-4.6	-0.1	-0.5	0.7
Iron and steel pipe and tube manufacturing from purchased steel.....	331210		-15.6	-1.0	-4.6	-0.1	-0.5	0.7
Primary products.....		331210-P	-15.8	-1.0	-4.6	-0.1	-0.5	0.7
Iron and steel pipes and tubes, from purchased iron and steel.....		331210-0	-15.8	-1.0	-4.6	-0.1	-0.5	0.7
Pipe and tube, carbon.....		331210-02	-16.8	-1.6	-4.7	0.3	-0.2	2.2
Pipe and tube, alloy.....		331210-03	-	-1.6	-8.3	-1.5	-2.3	-4.1
Pipe and tube, stainless.....		331210-04	-12.4	2.9	-0.1	-0.9	-0.6	-3.0
Secondary products and miscellaneous receipts.....		331210-SM1						
Rolling & drawing of purchased steel.....	33122		-13.3	-0.6	1.0	1.3	4.4	4.7
Rolled steel shape mfg.....								
Primary products.....	331221		-18.7	-1.1	3.1	4.2	8.6	9.8
Cold rolled steel sheet and strip, made from purchased steel.....		331221-P	-19.0	-1.2	3.1	4.4	9.5	10.9
Cold finished steel bars and bar shapes, made from purchased steel.....		331221-1	-22.8	-2.4	4.3	7.3	18.8	15.6
Secondary products and miscellaneous receipts.....		331221-3	-6.8	0.5	1.3	0.3	-4.7	1.8
Secondary products.....		331221-SM						
Steel wire drawing.....								
Primary products.....	331222		-7.4	-0.2	-0.6	-1.1	0.8	0.1
Steel wire, including galvanized and other coated wire.....		331222-P	-7.6	-0.2	-0.6	-1.2	0.8	0.1
		331222-5	-1.9	0.3	-1.2	0.0	1.1	0.1

See footnotes at end of table.

Table 12. Producer price index percentage changes for the net output of selected industries and their products, not seasonally adjusted — Continued
 [May 2023]

Title ¹	Industry code	Product code	Unadjusted 12-month percent change ²	Unadjusted 1-month percent change ²				
			May 2022 to May 2023 ^P	Dec. to Jan.	Jan. to Feb. ^P	Feb. to Mar. ^P	Mar. to Apr. ^P	Apr. to May ^P
Steel wire drawing - Continued								
Carbon steel wire.....		331222-5A	-8.3	-0.3	-2.1	-0.8	0.1	0.5
Stainless steel wire.....		331222-5C	10.1	0.0	0.0	0.0	0.0	0.0
Secondary products and miscellaneous receipts.....		331222-SM						
Miscellaneous receipts.....		331222-M	-	0.0	-3.6	-0.5	0.0	2.1
Alumina & aluminum production & processing.....	3313		-15.2	2.2	1.7	-0.5	-1.5	0.0
Alumina & aluminum production & processing.....	33131		-15.2	2.2	1.7	-0.5	-1.5	0.0
Secondary smelting and alloying of aluminum.....	331314		-12.9	0.5	2.1	-0.2	-1.7	-0.6
Primary products.....		331314-P	-14.2	0.4	2.2	-0.2	-1.8	-0.6
Aluminum ingot, including billet, made by secondary smelters.....		331314-2	-16.4	0.5	2.0	-0.2	-2.2	-0.7
Aluminum and aluminum-base alloys powders, paste, and flakes.....		331314-5	7.7	-0.1	4.4	-0.1	3.1	0.0
Secondary products and miscellaneous receipts.....		331314-SM						
Aluminum sheet, plate, and foil mfg.....	331315		-18.1	0.4	0.2	-0.3	-1.1	-0.1
Primary products.....		331315-P	-18.1	0.4	0.2	-0.3	-1.1	-0.1
Aluminum sheet, plate, and foil.....		331315-0	-18.1	0.4	0.2	-0.3	-1.1	-0.1
Other aluminum rolling, drawing, and extruding.....	331318		-14.6	4.9	3.5	-0.4	-2.0	0.1
Primary products.....		331318-P	-15.4	4.9	3.6	-0.4	-2.1	0.1
Extruded aluminum rod, bar, and other extruded shapes.....		331318-1	-15.4	4.7	3.5	-0.4	-2.0	0.1
Extruded and drawn aluminum tube.....		331318-3	-14.6	8.4	4.5	-1.1	-3.0	0.1
Secondary products and miscellaneous receipts.....		331318-SM						
Nonferrous (exc alum) production & processing.....	3314		-2.9	2.6	1.1	-0.6	0.2	-0.5
Nonferrous metal (except aluminum) smelting and refining.....	33141		-	3.7	0.8	-3.2	0.9	-
Nonferrous metal (except aluminum) smelting and refining.....	331410		-	3.7	0.8	-3.2	0.9	-
Primary products.....		331410-P	-	3.6	0.9	-3.3	0.9	-
Primary smelting and refining of copper.....		331410-1	-	2.3	-0.6	0.0	-	-
Secondary products and miscellaneous receipts.....		331410-SM1						
Copper rolling/drawing/extruding & alloying.....	33142		-6.9	3.5	2.1	-0.5	-0.8	-2.4
Copper rolling, drawing, extruding, and alloying.....	331420		-6.9	3.5	2.1	-0.5	-0.8	-2.4
Primary products.....		331420-P	-7.0	3.5	2.1	-0.5	-0.8	-2.5
Copper wire and cable.....		331420-A	-9.7	5.1	2.3	-1.2	-0.9	-3.4
Copper and copper alloy mill shapes, except wire and cable.....		331420-B	-	2.2	2.0	0.1	-0.9	-2.1
Copper and copper alloy rod, bar, and shapes.....		331420-B5	-	2.1	1.3	-	-	-
Secondary smelting, refining, and alloying of copper.....		331420-8	-	2.4	1.2	-	-	-
Secondary products and miscellaneous receipts.....		331420-SM						
Miscellaneous receipts.....		331420-M	-	-	-	-	-	-1.8
Other nonferrous roll/draw/extruding/alloying.....	33149		1.7	0.7	0.0	0.4	1.2	-0.2
Nonferrous metal (except copper and aluminum) rolling, drawing, and extruding.....	331491		6.4	2.1	1.0	0.4	1.3	0.1
Primary products.....		331491-P	6.5	2.1	0.9	0.3	1.2	0.1
All other nonferrous metal mill shapes.....		331491-D	1.9	2.8	2.4	-1.3	-1.2	4.7
Nickel and nickel-base alloy mill shapes.....		331491-2	5.4	0.8	1.6	0.3	3.7	-2.2
Titanium and titanium-base alloy mill shapes.....		331491-3	14.6	1.3	0.0	1.4	0.4	-0.9
Secondary products and miscellaneous receipts.....		331491-SM						
Secondary products.....		331491-S	2.4	-1.7	1.8	2.2	2.2	0.1
Secondary smelting, refining, and alloying of nonferrous metal (except copper and aluminum).....	331492		-1.3	-0.4	-0.8	0.4	1.2	-0.4
Primary products.....		331492-P	-1.5	-0.4	-0.9	0.4	1.3	-0.4
All other miscellaneous secondary nonferrous metals, including secondary lead and zinc.....		331492-B	-	-	-1.0	-1.1	-2.8	-2.7
Secondary products and miscellaneous receipts.....		331492-SM						
Foundries.....	3315		3.4	0.8	0.6	0.0	0.4	0.0
Ferrous metal foundries.....	33151		3.6	1.1	0.5	0.1	0.5	0.0
Iron foundries.....	331511		2.7	-0.1	0.6	0.2	0.7	0.0
Primary products.....		331511-P	2.6	-0.1	0.6	0.2	0.7	0.0
Ductile iron pressure pipe and fittings.....		331511-1	-0.7	-0.6	0.7	0.3	0.6	0.0
Other ductile iron castings.....		331511-3	2.3	-0.1	0.5	0.0	0.6	0.2
Other ductile iron castings for automotive uses.....		331511-31	1.3	0.2	1.4	-0.2	0.1	0.2
Other ductile iron castings for all other uses.....		331511-32	3.1	-0.3	0.1	0.2	0.8	0.3
Other gray iron castings.....		331511-9	4.4	0.3	0.9	0.4	1.1	-0.4
Secondary products and miscellaneous receipts.....		331511-SM						
Steel investment foundries.....	331512		2.0	2.1	0.5	0.0	0.0	0.0

See footnotes at end of table.

Table 12. Producer price index percentage changes for the net output of selected industries and their products, not seasonally adjusted — Continued
 [May 2023]

Title ¹	Industry code	Product code	Unadjusted 12-month percent change ²	Unadjusted 1-month percent change ²				
			May 2022 to May 2023 ^P	Dec. to Jan.	Jan. to Feb. ^P	Feb. to Mar. ^P	Mar. to Apr. ^P	Apr. to May ^P
Steel investment foundries - Continued								
Primary products.....		331512-P	2.0	2.1	0.5	0.0	0.0	0.0
Steel investment castings.....		331512-0	2.0	2.1	0.5	0.0	0.0	0.0
Secondary products and miscellaneous receipts.....		331512-SM						
Secondary products.....		331512-S	–	1.1	0.0	0.0	0.0	–
Steel foundries, except investment.....	331513		7.7	3.3	0.2	0.0	0.6	0.0
Primary products.....		331513-P	6.9	3.3	0.2	0.0	0.6	0.0
Carbon steel castings, except investment.....		331513-1	5.1	0.2	0.4	0.0	1.3	0.0
Alloy steel castings, excluding investment.....		331513-4	7.4	4.4	0.1	0.0	0.3	0.1
High alloy steel castings, except investment.....		331513-41	8.3	6.8	0.1	0.0	0.0	0.0
Other alloy steel castings, except investment.....		331513-43	4.3	0.2	0.0	0.1	0.9	0.2
Secondary products and miscellaneous receipts.....		331513-SM						
Nonferrous metal foundries.....	33152		3.2	0.4	0.8	-0.1	0.2	0.0
Nonferrous metal die-casting foundries.....	331523		0.0	-0.2	0.6	-0.7	0.3	-0.3
Primary products.....		331523-P	0.0	-0.2	0.6	-0.7	0.3	-0.3
Aluminum die-castings.....		331523-1	1.2	-0.6	0.8	-0.9	0.5	-0.3
Nonferrous (except aluminum) die-castings.....		331523-3	-2.7	1.1	0.1	0.0	-0.4	-0.5
Secondary products and miscellaneous receipts.....		331523-SM						
Secondary products.....		331523-S	1.3	-0.5	0.0	0.4	0.1	0.1
Aluminum foundries, except die-casting.....	331524		9.4	0.8	0.1	1.2	-0.2	0.6
Primary products.....		331524-P	10.3	0.8	0.1	0.7	-0.3	0.7
Aluminum castings, excluding die-castings.....		331524-0	10.3	0.8	0.1	0.7	-0.3	0.7
Secondary products and miscellaneous receipts.....		331524-SM						
Secondary products.....		331524-S1	4.6	0.7	0.4	3.9	0.0	0.0
Other nonferrous metal foundries, except die-casting.....	331529		4.9	1.5	2.0	-0.1	0.6	0.1
Primary products.....		331529-P	5.3	1.6	2.2	-0.1	0.8	0.0
Copper foundries (excluding die-casting).....		331529-5	0.8	1.6	0.9	-0.1	-0.3	0.0
Secondary products and miscellaneous receipts.....		331529-SM						
Fabricated metal product mfg.....	332		3.4	0.5	0.5	0.6	0.7	0.0
Forging & stamping.....	3321		-7.1	0.9	0.3	0.2	0.7	-0.1
Forging & stamping.....	33211		-7.1	0.9	0.3	0.2	0.7	-0.1
Iron and steel forging.....	332111		0.4	2.5	0.9	0.0	2.3	-0.6
Primary products.....		332111-P	0.0	2.6	1.0	0.0	2.1	-0.6
Hot impression die impact, press and upset steel forgings.....		332111-1	1.5	2.8	0.7	0.4	2.9	-0.7
Hot impression die impact, press and upset carbon steel forgings.....		332111-11	–	2.5	0.7	0.0	–	–
Hot impression die impact, press and upset alloy steel forgings.....		332111-12	0.2	2.0	0.8	0.8	1.6	-2.0
Secondary products and miscellaneous receipts.....		332111-SM						
Nonferrous forging.....	332112		7.4	-1.0	2.4	-0.2	0.4	0.9
Primary products.....		332112-P	8.2	-1.1	2.3	0.0	0.4	0.9
Hot impression die impact, press and upset nonferrous forgings.....		332112-4	9.0	-1.2	2.6	0.0	0.4	1.0
Hot impression die impact, press, and upset aluminum and aluminum alloy forgings.....		332112-41	0.1	-2.3	0.0	0.0	0.7	0.0
Hot impression die impact, press, and upset titanium and titanium alloy forgings.....		332112-42	24.7	0.6	8.2	0.0	0.0	3.3
Other nonferrous hot impression die impact, press, and upset forgings.....		332112-43	15.8	1.5	3.3	0.0	0.0	0.0
Secondary products and miscellaneous receipts.....		332112-SM						
Custom roll forming.....	332114		-21.3	0.0	-3.4	0.1	0.0	0.0
Primary products.....		332114-P	-23.5	-0.1	-3.9	0.1	0.0	0.0
Custom roll formed products (steel, aluminum and other metal).....		332114-0	-23.5	-0.1	-3.9	0.1	0.0	0.0
Secondary products and miscellaneous receipts.....		332114-SM						
Powder metallurgy part mfg.....	332117		–	-0.1	0.5	0.1	1.0	–
Primary products.....		332117-P	–	-0.1	0.5	0.1	1.0	–
Powder metallurgy parts.....		332117-0	–	-0.1	0.5	0.1	1.0	–
Other metal stamping, except automotive.....	332119		-2.8	1.2	2.2	0.5	0.1	-0.1
Primary products.....		332119-P	-2.8	0.4	2.4	0.1	0.0	0.0
Metal job stampings, except automotive.....		332119-3	-4.4	0.9	1.0	0.1	0.0	0.0
Motor and generator metal job stamping.....		332119-32	-4.5	-3.3	0.0	3.7	0.5	0.0
Other metal job stampings.....		332119-33	3.4	1.9	-0.1	0.0	0.0	0.0
Secondary products and miscellaneous receipts.....		332119-SM						
Cutlery & handtool mfg.....	3322		6.0	0.5	1.7	0.2	0.5	0.1

See footnotes at end of table.

Table 12. Producer price index percentage changes for the net output of selected industries and their products, not seasonally adjusted — Continued
 [May 2023]

Title ¹	Industry code	Product code	Unadjusted 12-month percent change ²	Unadjusted 1-month percent change ²					
				May 2022 to May 2023 ^P	Dec. to Jan.	Jan. to Feb. ^P	Feb. to Mar. ^P	Mar. to Apr. ^P	Apr. to May ^P
Cutlery & handtool mfg - Continued									
Cutlery & handtool mfg.....	33221		6.0	0.5	1.7	0.2	0.5	0.1	
Metal cookware, cutlery, and flatware mfg.....	332215		2.4	-1.2	0.4	0.6	0.0	0.0	
Primary products.....		332215-P	3.0	-1.2	0.5	0.6	0.0	0.0	
Cutlery, scissors, shears, trimmers, and snips.....		332215-2	7.9	-5.5	0.7	0.1	0.0	0.0	
Secondary products and miscellaneous receipts.....		332215-SM							
Miscellaneous receipts.....		332215-M	-3.8	-0.7	0.0	0.0	0.0	0.0	
Secondary products.....		332215-S	0.0	0.0	0.0	0.0	0.0	0.0	
Saw blade, handsaw, and hand and edge tool mfg.....	332216		7.9	1.4	2.3	0.1	0.8	0.1	
Primary products.....		332216-P	7.6	1.5	2.4	0.1	0.8	0.1	
Edge tools, hand-operated.....		332216-4	9.7	0.0	1.6	0.0	4.9	0.0	
All other miscellaneous hand tools, except handsaws.....		332216-7	1.7	0.8	1.8	0.0	0.6	0.0	
Secondary products and miscellaneous receipts.....		332216-SM							
Miscellaneous receipts.....		332216-M	8.8	0.0	0.0	0.0	1.5	0.0	
Secondary products.....		332216-S	6.1	0.4	0.0	0.0	0.0	0.0	
Architectural & structural metals mfg.....	3323		0.5	0.3	0.5	1.0	0.6	-0.3	
Plate work & fabricated structural prod mfg.....	33231		0.0	0.7	0.7	1.8	0.5	-0.4	
Prefabricated metal buildings and components mfg.....	332311		-2.7	0.2	0.4	5.0	0.2	-0.3	
Primary products.....		332311-P	-3.4	0.1	0.5	5.1	0.2	-0.2	
Prefabricated metal bldg & component systems (excl. farm service bldgs, resid. bldgs, & parts).....		332311-1	2.4	0.0	0.7	7.0	0.5	0.0	
Other prefabricated and portable metal buildings and parts.....		332311-3	-16.5	0.4	0.0	-0.1	-0.7	-1.0	
Secondary products and miscellaneous receipts.....		332311-SM							
Fabricated structural metal mfg.....	332312		0.6	0.9	0.8	1.6	0.6	-0.4	
Primary products.....		332312-P	-2.6	0.8	0.4	1.4	0.6	-0.5	
Fabricated structural metal bar joists and concrete reinforcing bars.....		332312-1	-3.1	1.0	0.6	2.4	0.3	-0.7	
Fabricated structural iron and steel for industrial buildings metal bar joists, short span.....		332312-11	-8.5	-0.7	0.7	1.4	0.0	-0.2	
Fabricated structural iron & steel for commercial, residential, institutional, & public bldgs.....		332312-12	-1.8	1.4	0.6	2.7	0.4	-0.8	
Other fabricated structural metal.....		332312-5	-1.1	0.4	0.9	0.8	0.4	0.0	
Fabricated structural metal for bridges.....		332312-6	-4.9	3.1	-6.8	-1.6	6.9	-4.8	
Secondary products and miscellaneous receipts.....		332312-SM							
Plate work mfg.....	332313		-0.9	0.0	0.0	-0.2	0.0	0.0	
Primary products.....		332313-P	-1.0	0.0	0.0	-0.2	0.0	0.0	
Fabricated plate work (stacks and weldments).....		332313-0	-1.0	0.0	0.0	-0.2	0.0	0.0	
Secondary products and miscellaneous receipts.....		332313-SM1							
Ornamental & architectural metal prod mfg.....	33232		1.2	-0.1	0.3	0.1	0.6	-0.3	
Metal window and door mfg.....	332321		1.1	0.0	0.8	0.0	0.5	0.0	
Primary products.....		332321-P	1.1	0.0	0.7	0.0	0.5	0.0	
Metal molding and trim and store fronts.....		332321-B	-8.1	0.0	0.0	0.0	0.0	0.0	
Metal windows (except storm sash).....		332321-D	1.9	0.0	0.0	0.1	0.0	0.0	
Metal doors (except storm doors).....		332321-1	2.2	0.0	0.4	0.0	0.8	0.0	
Metal window and door screens (except combination screens) and metal weather strip.....		332321-9	0.2	0.0	0.0	0.0	0.0	0.0	
Secondary products and miscellaneous receipts.....		332321-SM							
Secondary products.....		332321-S	1.5	0.2	2.3	0.1	0.0	0.0	
Sheet metal work mfg.....	332322		2.2	-0.4	0.1	0.2	1.0	-0.6	
Primary products.....		332322-P	1.1	-0.4	-0.3	0.2	1.0	-0.7	
Sheet metal electronic enclosures.....		332322-C	4.9	0.1	0.0	0.1	6.0	-3.6	
Steel sheet metal computer & peripheral equipment enclosures.....		332322-C1	6.2	0.0	0.0	0.1	14.3	-7.9	
Aluminum sheet metal computer & peripheral equipment enclosures.....		332322-C2	0.0	0.0	0.0	0.0	0.0	0.0	
Other sheet metal electronic enclosures (excluding computers).....		332322-C3	4.9	0.2	-0.1	0.2	0.0	0.0	
Other sheet metal work.....		332322-G	4.1	-0.1	0.0	-0.1	0.0	0.2	
Aluminum and other sheet metal work.....		332322-G3	0.9	-0.2	0.1	-0.1	0.0	0.3	
Sheet metal air-conditioning ducts and stove pipe.....		332322-1	1.5	1.3	0.0	-0.2	0.0	0.0	
Sheet metal roofing and roof drainage equipment.....		332322-7	1.1	-0.5	-0.7	1.4	-0.2	0.4	
Secondary products and miscellaneous receipts.....		332322-SM							
Secondary products.....		332322-S	7.7	0.1	0.4	0.0	0.1	0.5	
Ornamental and architectural metal work mfg.....	332323		-1.0	0.5	0.0	-0.1	0.0	0.0	
Primary products.....		332323-P	-1.1	0.5	0.0	-0.1	0.0	0.0	
Ornamental and architectural metal work.....		332323-8	-0.6	0.0	0.0	-0.3	0.4	0.0	

See footnotes at end of table.

Table 12. Producer price index percentage changes for the net output of selected industries and their products, not seasonally adjusted — Continued
 [May 2023]

Title ¹	Industry code	Product code	Unadjusted 12-month percent change ²	Unadjusted 1-month percent change ²				
			May 2022 to May 2023 ^P	Dec. to Jan.	Jan. to Feb. ^P	Feb. to Mar. ^P	Mar. to Apr. ^P	Apr. to May ^P
Ornamental and architectural metal work mfg - Continued								
Iron, steel, and aluminum stairs, staircases, and fire escapes.....		332323-81	-1.5	-0.1	-0.1	0.0	0.5	0.0
Steel and aluminum fences, gates (not wire), and railings and window guards. ...		332323-82	1.7	0.0	0.0	-0.8	0.2	0.0
Other architectural and ornamental work.....		332323-9	-3.5	0.0	0.0	0.1	0.0	0.0
Other aluminum and metal architectural and ornamental work.....		332323-91	1.9	0.0	0.0	0.2	0.0	0.0
Other iron and steel architectural and ornamental work.....		332323-92	—	0.0	0.0	—	—	—
Metal stalls and corrals.....		332323-94	—	0.0	0.0	0.0	—	—
Secondary products and miscellaneous receipts.....		332323-SM						
Secondary products.....		332323-S	-1.9	-0.3	-0.9	0.0	0.4	0.5
Boiler, tank & shipping container mfg.....	3324		1.5	-0.7	0.1	0.0	0.4	0.1
Power boiler & heat exchanger mfg.....	33241		7.6	0.7	0.0	0.1	0.0	0.0
Power boiler and heat exchanger mfg.....	332410		7.6	0.7	0.0	0.1	0.0	0.0
Primary products.....		332410-P	8.1	0.7	0.0	0.1	0.0	0.0
Fabricated heat exchangers and steam condensers (excluding nuclear applications).....		332410-1	7.0	0.4	0.0	0.0	0.0	0.0
Steel power boilers (stationary and marine), parts and attachments (excl. nuclear applications).....		332410-6	—	—	—	—	—	—
Secondary products and miscellaneous receipts.....		332410-SM						
Secondary products.....		332410-S	—	0.5	0.0	0.8	—	—
Metal tank (heavy gauge) mfg.....	33242		2.9	0.6	0.0	0.1	0.9	0.0
Metal tanks, heavy gauge, mfg.....	332420		2.9	0.6	0.0	0.1	0.9	0.0
Primary products.....		332420-P	3.4	0.8	0.0	0.1	1.0	0.0
Metal tanks, heavy gauge.....		332420-0	3.4	0.8	0.0	0.1	1.0	0.0
Secondary products and miscellaneous receipts.....		332420-SM						
Secondary products.....		332420-S	-1.6	-1.1	-0.1	0.0	0.0	0.0
Light gauge metal container mfg.....	33243		-1.5	-2.0	0.2	-0.2	0.2	0.3
Metal can mfg.....	332431		-0.8	-1.7	0.6	-0.3	0.2	0.0
Primary products.....		332431-P	-0.6	-1.7	0.6	-0.4	0.2	0.0
Steel cans and tinware products.....		332431-1	8.3	0.6	1.6	-0.9	0.0	0.0
Aluminum cans (including lids, ends, and parts shipped separately).....		332431-3	—	-3.2	0.0	0.0	0.4	—
Secondary products and miscellaneous receipts.....		332431-SM						
Other metal container mfg.....	332439		-4.1	-3.1	-1.7	0.4	0.1	1.4
Primary products.....		332439-P	—	—	-1.9	-0.2	0.1	1.6
Steel shipping barrels & drums, exc. beer barrels (more than 12-gallon capacity).....		332439-3	-10.5	-4.2	-4.6	0.0	0.3	5.1
All other metal containers.....		332439-6	-1.6	-1.9	0.0	-0.3	0.0	0.0
Secondary products and miscellaneous receipts.....		332439-SM						
Secondary products.....		332439-S	-3.8	-9.8	0.0	5.0	0.0	0.0
Hardware mfg.....	3325		3.0	0.8	-0.5	0.1	-0.5	0.0
Hardware mfg.....	33251		3.0	0.8	-0.5	0.1	-0.5	0.0
Hardware mfg.....	332510		3.0	0.8	-0.5	0.1	-0.5	0.0
Primary products.....		332510-P	3.4	0.8	-0.6	0.2	-0.5	0.0
All other miscellaneous hardware.....		332510-A	-1.0	0.1	0.8	0.0	-2.2	-0.2
Furniture hardware (excluding cabinet hardware).....		332510-2	-3.4	-1.2	-0.2	-0.5	-0.2	-0.4
Builders' hardware, including fabricated metal safe and vault locks, & cabinet hardware.....		332510-4	4.9	0.0	-1.7	0.0	0.0	0.0
Motor vehicle hardware (lock units, door & window handles, window regulators, hinges, etc.).....		332510-6	4.2	1.7	0.0	0.0	0.1	0.0
Secondary products and miscellaneous receipts.....		332510-SM						
Miscellaneous receipts.....		332510-M	0.2	2.0	1.6	-3.7	0.2	0.6
Secondary products.....		332510-S	2.1	0.0	0.0	0.0	0.0	0.0
Spring & wire product mfg.....	3326		18.7	-2.2	-0.7	0.8	-0.1	0.0
Spring & wire product mfg.....	33261		18.7	-2.2	-0.7	0.8	-0.1	0.0
Spring mfg.....	332613		39.4	-0.1	-0.5	1.3	0.1	0.0
Primary products.....		332613-P	42.8	-0.2	-0.6	1.3	0.1	0.0
Cold formed steel springs, except wire.....		332613-3	71.8	0.1	0.0	0.3	0.5	-0.1
Precision mechanical wire springs.....		332613-5	14.2	0.6	-0.3	7.0	-0.3	-0.1
Precision mechanical extension- and torsion-type wire springs.....		332613-51	7.7	-0.1	-0.6	-0.4	-0.2	0.0
Precision mechanical compression-type wire springs.....		332613-52	19.3	1.0	0.0	12.1	-0.3	-0.1
Secondary products and miscellaneous receipts.....		332613-SM						
Secondary products.....		332613-S	3.2	2.2	0.0	0.1	-0.1	-0.1
Other fabricated wire product mfg.....	332618		3.3	-4.2	-0.9	0.2	-0.2	0.1

See footnotes at end of table.

Table 12. Producer price index percentage changes for the net output of selected industries and their products, not seasonally adjusted — Continued
 [May 2023]

Title ¹	Industry code	Product code	Unadjusted 12-month percent change ²	Unadjusted 1-month percent change ²				
			May 2022 to May 2023 ^P	Dec. to Jan.	Jan. to Feb. ^P	Feb. to Mar. ^P	Mar. to Apr. ^P	Apr. to May ^P
Other fabricated wire product mfg - Continued								
Primary products.....		332618-P	5.1	-0.2	-1.0	0.3	-0.2	0.1
Other ferrous wire products, excluding springs, made from purchased wire.....		332618-B	11.3	0.0	0.0	1.7	-0.4	-0.6
Other fabricated wire products, made from purchased wire.....		332618-2	7.0	0.0	-2.2	0.0	0.0	0.4
Ferrous wire cloth and other ferrous woven wire products, made from purchased wire.....		332618-3	5.9	0.0	0.8	0.0	0.0	0.0
Steel fencing and fence gates, made from purchased wire.....		332618-7	-9.6	-2.4	0.4	-0.5	-1.5	-0.1
Steel nails, staples, tacks, spikes, and brads, made from purchased wire.....		332618-9	3.0	-0.4	0.1	-0.2	0.1	0.0
Secondary products and miscellaneous receipts.....		332618-SM						
Secondary products.....		332618-S	4.5	2.0	0.1	0.6	0.2	-0.1
Mach shops, turn prod, screw, nut, bolt mfg.....	3327		7.4	0.2	1.8	0.3	0.2	0.4
Machine shops.....	33271		6.2	0.0	0.6	0.1	0.2	0.6
Machine shops.....	332710		6.2	0.0	0.6	0.1	0.2	0.6
Primary products.....		332710-P	6.3	0.0	0.6	0.1	0.2	0.6
Machine shop job work and job order repairs.....		332710-0	6.3	0.0	0.6	0.1	0.2	0.6
Secondary products and miscellaneous receipts.....		332710-SM						
Turned product & screw, nut & bolt mfg.....	33272		8.7	0.5	3.0	0.4	0.3	0.3
Precision turned product mfg.....	332721		8.7	0.5	3.8	0.0	0.0	0.0
Primary products.....		332721-P	9.5	0.5	4.2	0.0	0.0	0.0
Precision turned products, automotive.....		332721-1	4.5	0.0	5.1	0.0	0.0	0.0
Precision turned products, except automotive.....		332721-3	10.9	0.7	4.0	0.0	0.1	0.0
Secondary products and miscellaneous receipts.....		332721-SM						
Bolt, nut, screw, rivet, and washer mfg.....	332722		8.8	0.5	1.8	1.0	0.7	0.7
Primary products.....		332722-P	8.5	0.4	1.9	1.0	0.7	0.8
Nonthreaded metal fasteners (except aircraft types).....		332722-B	6.5	2.3	-0.9	0.0	0.0	0.6
Aircraft fasteners, except plastics (including aerospace).....		332722-1	12.1	0.0	3.7	0.0	0.0	0.0
Externally threaded metal fasteners (except aircraft types).....		332722-3	8.5	0.4	2.1	2.4	1.3	1.6
Hex bolts, including heavy, tap-and-joint (excluding high-strength structural & aircraft types).....		332722-3122	3.3	1.9	0.0	-0.7	-0.3	2.4
Other metal bolts, including square, round, plow, high-strength structural, & bent bolts.....		332722-3133	17.0	-1.0	4.3	5.8	2.8	4.2
Cap, set, machine, lag, flange, and self-locking screws (except aircraft types).....		332722-3144	6.9	4.5	1.7	0.1	0.9	0.2
Internally threaded fasteners (except aircraft types).....		332722-5	6.3	0.2	0.0	-0.6	1.1	0.1
Secondary products and miscellaneous receipts.....		332722-SM						
Miscellaneous receipts.....		332722-M	28.6	5.8	-0.1	0.2	-0.2	-0.2
Coating/engrave/heat treating & other activity.....	3328		7.5	3.1	0.0	0.2	1.2	0.3
Coating/engrave/heat treating & other activity.....	33281		7.5	3.1	0.0	0.2	1.2	0.3
Metal heat treating.....	332811		20.5	4.9	0.6	1.7	3.7	0.0
Primary products.....		332811-P	13.0	2.4	0.8	2.0	2.0	0.0
Heat treating of metal for the trade (pickling, annealing, etc.).....		332811-0	13.0	2.4	0.8	2.0	2.0	0.0
Secondary products and miscellaneous receipts.....		332811-SM						
Metal coating and nonprecious engraving.....	332812		1.4	2.0	-0.3	-0.4	0.6	0.7
Primary products.....		332812-P	1.6	2.2	-0.3	-0.4	0.7	0.7
Metal coating, engraving, and allied services.....		332812-0	1.6	2.2	-0.3	-0.4	0.7	0.7
Secondary products and miscellaneous receipts.....		332812-SM						
Electroplating, anodizing and coloring metal.....	332813		8.1	3.8	0.0	0.1	0.1	0.0
Primary products.....		332813-P	7.7	3.9	0.0	0.0	0.0	0.0
Electroplating, plating, polishing, anodizing and coloring metal.....		332813-0	7.7	3.9	0.0	0.0	0.0	0.0
Secondary products and miscellaneous receipts.....		332813-SM						
Other fabricated metal product mfg.....	3329		6.5	1.1	0.1	0.8	1.9	0.2
Metal valve mfg.....	33291		11.0	1.6	0.4	0.2	4.3	0.7
Industrial valve mfg.....	332911		7.9	0.7	0.0	0.5	0.1	1.5
Primary products.....		332911-P	7.9	0.7	0.0	0.4	0.1	1.4
Automatic regulating and control valves and parts (except nuclear), power operated.....		332911-F	8.1	0.0	0.0	0.0	0.0	0.0
Industrial valves for water works and municipal equipment (IBBM, AWWA, and UL).....		332911-N	6.0	0.4	0.0	0.0	0.3	1.3
Industrial butterfly valves (all metals, pressures, and types), incl. manual & power operated.....		332911-R	11.0	1.8	0.0	1.4	0.0	0.5
All other miscellaneous industrial valves.....		332911-X	10.1	0.5	0.0	0.4	0.0	2.6
Gates, globes, angles and other industrial valves.....		332911-1	7.2	2.3	0.0	1.1	0.3	0.1
Secondary products and miscellaneous receipts.....		332911-SM						

See footnotes at end of table.

Table 12. Producer price index percentage changes for the net output of selected industries and their products, not seasonally adjusted — Continued
 [May 2023]

Title ¹	Industry code	Product code	Unadjusted 12-month percent change ²	Unadjusted 1-month percent change ²				
				May 2022 to May 2023 ^P	Dec. to Jan.	Jan. to Feb. ^P	Feb. to Mar. ^P	Mar. to Apr. ^P
Industrial valve mfg - Continued								
Miscellaneous receipts.....		332911-M	9.5	0.3	0.0	0.0	0.0	6.8
Secondary products.....		332911-S	9.1	0.1	0.3	1.9	0.1	1.9
Fluid power valve and hose fitting mfg.....	332912		21.5	3.2	0.2	0.9	12.8	0.4
Primary products.....		332912-P	20.6	3.1	0.2	0.1	13.5	0.0
Nonaerospace type hydraulic and pneumatic assemblies of hose.....		332912-N	9.3	3.1	1.0	-0.1	0.0	0.1
Nonaerospace type flared (metal) fittings, couplings and assemblies.....		332912-T	10.2	0.9	0.1	0.0	0.0	0.0
Nonaerospace type flareless fittings and couplings (incl. nonmetal fittings).....		332912-U	5.2	0.8	0.9	0.0	0.0	0.0
Aerospace type hydraulic fluid power valves.....		332912-1	0.0	-0.1	0.0	0.0	0.0	0.0
Nonaerospace type hydraulic directional control valves.....		332912-5	2.7	0.5	0.0	0.0	0.0	0.0
Nonaerospace type hydraulic valves, except directional control.....		332912-7	4.9	0.0	0.0	0.2	3.7	0.5
Nonaerospace type pneumatic directional control valves.....		332912-9	3.9	1.3	0.0	1.4	0.0	0.0
Secondary products and miscellaneous receipts.....		332912-SM						
Secondary products.....		332912-S1	-	-	-	-	-	-
Plumbing fixture fitting and trim mfg.....	332913		1.6	1.5	0.0	0.0	0.0	0.1
Primary products.....		332913-P	3.2	1.6	0.0	0.0	0.0	0.1
Miscellaneous metal and nonmetal plumbing fixtures, fittings, and trim.....		332913-6	1.1	0.3	0.0	0.0	0.0	0.0
Metal and nonmetal lavatory and sink fittings, excluding single control.....		332913-7	6.4	3.1	0.0	0.0	0.0	0.5
Secondary products and miscellaneous receipts.....		332913-SM						
Other metal valve and pipe fitting mfg.....	332919		5.2	0.7	2.2	-1.9	0.9	0.0
Primary products.....		332919-P	5.2	0.7	2.4	-2.0	0.9	0.0
Plumbing and heating valves and specialties, except plumbers' brass goods.....		332919-1	-	4.5	0.0	0.0	-	-
Metal fittings, flanges, and unions for pipe fittings.....		332919-4	5.3	0.2	2.7	-2.3	1.0	0.0
Secondary products and miscellaneous receipts.....		332919-SM						
Secondary products.....		332919-S	4.1	0.5	0.0	0.0	0.4	0.0
All other fabricated metal product mfg.....	332999		2.7	0.6	-0.1	1.4	0.0	-0.2
Ball and roller bearing mfg.....	332991		7.0	0.1	0.0	2.3	0.0	0.0
Primary products.....		332991-P	5.9	0.0	-0.1	2.3	-0.2	0.0
Ball bearings, complete, unmounted.....		332991-1	4.4	0.0	0.0	0.9	0.0	0.0
Tapered roller bearings (including cups & cones), unmounted.....		332991-3	9.7	0.0	0.0	4.0	0.0	0.0
Other roller bearings, unmounted.....		332991-5	6.7	0.4	0.0	1.6	0.0	0.0
Mounted bearings (excluding plain).....		332991-7	4.2	0.5	0.0	0.5	0.0	-0.4
Parts and components for ball and roller bearings (including balls and rollers) sold separately.....		332991-9	-2.1	-0.7	-1.3	1.8	-1.8	0.0
Secondary products and miscellaneous receipts.....		332991-SM						
Secondary products.....		332991-S	-	0.0	0.0	2.8	0.1	0.0
Small arms ammunition mfg.....	332992		0.4	1.0	0.0	0.0	-0.4	-0.5
Primary products.....		332992-P	0.7	1.2	0.0	0.0	-0.4	-0.6
Other ammunition products.....		332992-08	-	-	-	-	0.0	-
Secondary products and miscellaneous receipts.....		332992-SM						
Ammunition, except small arms, manufacturing.....	332993		4.9	-0.2	0.9	0.4	0.1	0.1
Primary products.....		332993-P	8.1	-0.4	0.0	1.1	0.0	0.4
Ammunition (excluding small arms), more than 30 mm (1.18 in.).....		332993-0	8.1	-0.4	0.0	1.1	0.0	0.4
Secondary products and miscellaneous receipts.....		332993-SM1						
Fabricated pipe and pipe fitting mfg.....	332996		3.7	0.3	0.9	4.3	0.6	-0.3
Primary products.....		332996-P	2.8	0.0	1.1	5.1	0.7	-0.3
Fabricated pipe and pipe fittings made from purchased pipe.....		332996-0	2.8	0.0	1.1	5.1	0.7	-0.3
Secondary products and miscellaneous receipts.....		332996-SM						
Miscellaneous fabricated metal product mfg.....	332999		1.5	1.0	-0.9	0.8	-0.3	-0.2
Primary products.....		332999-P	0.3	1.2	-0.8	0.9	-0.3	-0.3
All other miscellaneous fabricated metal products.....		332999-N	0.2	1.3	-0.9	0.9	-0.3	-0.3
Secondary products and miscellaneous receipts.....		332999-SM						
Secondary products.....		332999-S	8.0	2.3	-0.7	3.4	-0.6	-0.8
Small arms, ordnance, and ordnance accessories mfg.....	33299T		1.2	0.3	0.0	0.0	0.0	0.0
Primary products.....		33299T-P	1.3	0.3	0.0	0.0	0.0	0.0
Single barrel shotguns, other small firearms n.e.c., and parts & attachments for small arms.....		33299T-45	0.5	0.5	0.0	0.0	0.0	0.0
Secondary products and miscellaneous receipts.....		33299T-SM						
Machinery manufacturing.....	333		7.3	1.4	0.3	0.6	0.4	0.4
Agricultural, construction, and mining machinery mfg.....	3331		7.7	1.6	0.0	0.2	0.5	0.1
Agricultural implement manufacturing.....	33311		6.0	0.0	-0.3	0.2	0.2	0.1

See footnotes at end of table.

Table 12. Producer price index percentage changes for the net output of selected industries and their products, not seasonally adjusted — Continued
 [May 2023]

Title ¹	Industry code	Product code	Unadjusted 12-month percent change ²	Unadjusted 1-month percent change ²				
			May 2022 to May 2023 ^P	Dec. to Jan.	Jan. to Feb. ^P	Feb. to Mar. ^P	Mar. to Apr. ^P	Apr. to May ^P
Agricultural implement manufacturing - Continued								
Farm machinery and equipment mfg.	333111		6.2	0.0	-0.3	0.3	0.2	0.1
Primary products.....		333111-P	6.1	-0.1	-0.3	0.3	0.2	0.1
Haying machinery and attachments.....		333111-A	4.6	-1.0	0.0	0.3	1.2	0.0
Parts for farm machinery, for sale separately.....		333111-C	5.6	0.1	1.4	0.9	0.3	0.5
Farm plows, harrows, rollers, pulverizers, etc., and attachments.....		333111-E	16.1	0.0	0.0	0.0	0.0	0.0
All other farm machinery and equipment, excluding parts, including attachments...		333111-G	-0.5	-0.4	-1.9	0.3	0.2	0.4
Commercial turf and grounds care equipment, including parts and attachments....		333111-J	3.9	-0.8	0.3	0.2	0.6	0.0
Farm dairy equipment, sprayers and dusters, farm blowers, and attachments.....		333111-4	5.1	0.8	0.0	0.0	0.0	0.0
Planting, seeding, and fertilizing machinery and attachments.....		333111-7	0.6	1.1	0.7	0.7	0.0	0.0
Harvesting machinery (except hay and straw) and attachments.....		333111-9	11.9	0.0	0.0	0.0	-0.2	-0.1
Secondary products and miscellaneous receipts.....		333111-SM						
Miscellaneous receipts.....		333111-M	8.3	0.0	1.4	0.1	0.1	0.0
Secondary products.....		333111-S	8.9	3.1	-0.3	0.5	1.1	0.2
Lawn and garden equipment mfg.	333112		5.3	0.2	0.0	0.0	0.2	0.1
Primary products.....		333112-P	6.0	0.3	0.1	0.0	0.2	0.0
Consumer nonriding lawn, garden, and snow equipment.....		333112-1	6.4	0.6	0.0	0.0	0.5	0.0
Consumer riding lawn, garden, and snow equipment.....		333112-3	5.2	0.0	0.0	0.0	0.0	0.0
Parts and attachments for consumer lawn, garden, and snow equipment.....		333112-7	7.3	0.2	0.6	0.0	0.1	0.2
Secondary products and miscellaneous receipts.....		333112-SM						
Secondary products.....		333112-S	0.3	-0.4	-0.8	0.0	0.0	0.9
Construction machinery manufacturing.....	33312		9.4	3.7	0.2	0.2	0.3	0.0
Construction machinery mfg.	333120		9.4	3.7	0.2	0.2	0.3	0.0
Primary products.....		333120-P	9.2	3.7	0.2	0.2	0.3	0.0
Power cranes, loaders, dozers, tractors, off-highway trucks, mixers, pavers, backhoes, etc.....		333120-1	10.5	4.9	0.3	0.2	0.4	0.0
Power cranes, draglines, & shovels (excavators) (incl. surface mining equip.) (excluding parts).....		333120-11	11.2	4.6	0.0	0.0	0.3	0.0
Mixers, pavers, and related equipment (excluding parts).....		333120-12	14.6	5.8	0.0	0.0	2.2	0.0
Off-highway trucks, haulers, truck-type tractor chassis, trailers, etc. (excluding parts).....		333120-13	8.7	3.1	0.0	0.0	0.1	0.0
Tractor shovel loaders (skid steer, wheel, crawler, and integral design backhoes).....		333120-14	11.1	5.1	0.3	0.0	0.0	0.2
Construction wheel and crawler tractors, dozers, self-propelled log skidders, etc.....		333120-15	7.1	2.4	1.9	1.9	0.0	0.0
Graders, rollers & compactors, rough-terrain forklifts, scrapers, trenchers, etc. (excl. parts).....		333120-16	10.7	4.3	0.0	0.0	0.0	0.1
Construction machinery for mounting (excluding parts, winches, snow clearing attachments).....		333120-17	15.1	10.9	0.0	0.0	0.0	0.0
Parts for construction machinery and equipment, sold separately.....		333120-9	8.9	0.6	0.0	-0.1	0.7	0.2
Parts for cranes, draglines, and shovels (including surface mining equipment) (sold separately).....		333120-91	11.5	0.0	0.0	0.6	0.0	0.0
Parts for off-highway wheel tractors and shovel loaders (sold separately).....		333120-92	5.7	0.5	0.0	-3.9	0.0	0.0
Parts for other construction machinery (sold separately).....		333120-93	7.6	1.0	0.0	0.0	1.4	0.4
Secondary products and miscellaneous receipts.....		333120-SM						
Miscellaneous receipts.....		333120-M	9.0	1.3	0.1	0.2	1.6	0.0
Mining and oil and gas field machinery mfg.	33313		7.9	0.7	0.0	0.3	1.3	0.0
Mining machinery and equipment mfg.	333131		10.0	0.5	0.1	0.0	3.8	0.0
Primary products.....		333131-P	9.8	0.5	0.0	0.0	4.1	0.0
Mining machinery and equipment (except parts sold separately).....		333131-2	10.6	0.6	0.0	0.0	4.7	0.0
Underground mining machinery (except parts sold separately).....		333131-21	19.2	0.0	0.0	0.0	13.5	0.0
Mineral processing & beneficiation machinery (except parts sold separately)....		333131-23	-	0.0	0.0	0.0	0.0	-
Crushing, pulverizing & screening machinery (except parts sold separately).....		333131-25	-	0.0	0.0	0.0	0.0	-
Drills and other mining machinery (except parts sold separately).....		333131-27	7.3	1.7	0.0	0.0	0.0	0.0
Parts and attachments for mining machinery and equipment (sold separately).....		333131-9	6.9	0.1	0.0	0.0	2.0	0.1
Secondary products and miscellaneous receipts.....		333131-SM						
Miscellaneous receipts.....		333131-M	14.5	2.3	0.3	0.0	0.0	0.0
Oil and gas field machinery and equipment mfg.	333132		6.9	0.8	0.0	0.4	0.1	0.0
Primary products.....		333132-P	6.4	0.8	0.0	0.1	0.1	0.0
Oil and gas field production machinery and equipment (except pumps).....		333132-A	4.1	1.1	0.0	0.0	0.3	0.0
Oil and gas field production machinery and equipment (except pumps and parts sold separately).....		333132-A1	3.2	1.5	0.0	-0.2	0.4	0.0
Parts and attachments for oil and gas field production machinery and equipment (except pumps).....		333132-A2	9.2	0.0	0.0	0.8	0.0	0.0
Rotary oil and gas field drilling machinery and equipment.....		333132-1	6.1	1.5	0.0	0.5	0.0	0.0
Secondary products and miscellaneous receipts.....		333132-SM						

See footnotes at end of table.

Table 12. Producer price index percentage changes for the net output of selected industries and their products, not seasonally adjusted — Continued
 [May 2023]

Title ¹	Industry code	Product code	Unadjusted 12-month percent change ²	Unadjusted 1-month percent change ²				
			May 2022 to May 2023 ^P	Dec. to Jan.	Jan. to Feb. ^P	Feb. to Mar. ^P	Mar. to Apr. ^P	Apr. to May ^P
Oil and gas field machinery and equipment mfg - Continued								
Industrial machinery manufacturing.....	3332		5.5	1.2	1.4	0.4	0.7	0.1
Other industrial machinery manufacturing.....	33324		5.5	1.2	1.4	0.4	0.7	0.1
Food product machinery mfg.....	333241		7.1	2.3	0.0	0.8	0.1	0.0
Primary products.....		333241-P	6.8	2.3	0.0	0.8	0.1	0.0
Dairy and milk products plant machinery and equipment.....		333241-1	5.6	0.0	0.0	0.6	0.0	0.0
Commercial food products machinery (except packaging and cooking equipment).....		333241-3	7.7	3.3	0.0	0.0	0.0	0.0
Industrial food products machinery for processing foods, beverages, & animal & fowl feed.....		333241-5	5.8	1.8	0.0	1.9	0.2	0.0
Other industrial food and feed machinery.....		333241-51	3.0	0.3	0.0	0.0	0.6	0.0
Machinery for sorting, grading, and cleaning fruits, vegetables, eggs, and for processing meat.....		333241-52	9.2	3.1	0.0	3.4	0.0	0.0
Parts and attachments for industrial food and feed products machinery.....		333241-53	0.7	-0.3	0.0	1.0	0.0	0.0
Secondary products and miscellaneous receipts.....		333241-SM						
Miscellaneous receipts.....		333241-M	8.1	2.0	-1.8	0.0	0.0	0.0
Secondary products.....		333241-S	5.5	1.7	1.1	1.5	0.8	0.1
Semiconductor machinery mfg.....	333242		9.4	0.1	1.8	0.0	0.9	0.2
Primary products.....		333242-P	9.7	0.1	1.8	0.0	1.0	0.2
Semiconductor machinery and parts.....		333242-0	9.7	0.1	1.8	0.0	1.0	0.2
Secondary products and miscellaneous receipts.....		333242-SM						
Miscellaneous receipts.....		333242-M	1.7	0.1	0.8	0.1	0.2	0.0
Sawmill, woodworking and paper machinery mfg.....	333243		9.2	0.7	0.3	2.4	0.1	0.0
Primary products.....		333243-P	8.9	0.6	0.3	2.5	0.1	0.0
Sawmill and woodworking machinery.....		333243-A	9.0	0.4	0.8	5.9	0.0	0.0
Sawmill and woodworking machinery, excluding parts & attachments.....		333243-A3	10.1	0.2	0.8	7.0	0.0	0.0
Parts, attachments & accessories for sawmill & woodworking machinery.....		333243-A4	2.9	1.3	0.6	0.0	0.0	0.0
Paper industry machinery.....		333243-B	7.6	0.8	0.0	0.3	0.2	0.0
Paper industry machinery, excluding parts & attachments.....		333243-B1	5.3	0.7	0.0	0.5	0.0	0.0
Parts and attachments for paper industry machinery.....		333243-B2	10.3	1.1	0.0	0.0	0.5	0.0
Secondary and miscellaneous receipts.....		333243-SM						
Miscellaneous receipts.....		333243-M	11.2	1.5	0.0	0.1	0.0	0.0
All other industrial machinery mfg.....	333248		2.3	1.5	1.9	0.2	0.8	0.1
Primary products.....		333248-P	2.2	1.5	1.9	0.2	0.9	0.1
Printing machinery and equipment mfg.....		333248-4	2.9	0.4	-0.1	0.2	0.8	0.1
All other miscellaneous printing trades machinery, including parts.....		333248-4A	3.1	0.5	-0.1	0.3	1.2	-0.8
Other printing machinery and equipment, including pre-press preparation and typesetting.....		333248-4A7	4.2	1.0	-0.3	-0.1	2.3	-1.6
Parts, attachments, and accessories for printing trades machinery.....		333248-4A8	2.6	0.0	0.0	0.6	0.2	0.0
Other industrial machinery.....		333248-9	2.5	1.6	2.1	0.2	0.9	0.1
Plastics-working machinery and equipment and parts, excluding patterns and molds.....		333248-91	5.4	1.3	0.0	0.0	0.2	0.4
Plastics-working machinery and equipment, excluding patterns, molds, and parts sold separately.....		333248-919	5.9	1.5	0.0	0.0	0.2	0.4
Textile machinery (except parts, attachments, and accessories).....		333248-95	-0.1	0.0	0.0	0.0	0.0	0.0
Parts and attachments for textile machinery.....		333248-97	0.0	0.0	0.0	0.0	0.0	0.0
All other industrial machinery.....		333248-98	2.4	1.8	2.9	0.3	1.1	0.0
Secondary products and miscellaneous receipts.....		333248-SM						
Secondary products.....		333248-S	-	-	0.0	-	-	-
Commercial and service industry machinery manufacturing.....	3333		5.0	0.6	0.3	0.4	0.1	0.2
Commercial and service industry machinery manufacturing.....	33331		5.0	0.6	0.3	0.4	0.1	0.2
Commercial and service industry machinery manufacturing.....	333310		5.9	0.6	0.3	0.4	0.1	0.2
Primary products.....		333310-P	5.9	0.5	0.3	0.4	0.1	0.2
Optical instruments and lens mfg.....		333310-4	3.2	1.1	0.0	0.9	0.4	0.0
All other miscellaneous optical instruments and lenses (including binoculars and astronomical).....		333310-43	3.6	0.0	0.0	1.2	0.5	0.0
Other commercial and service industry machinery mfg.....		333310-8	5.8	0.4	0.4	0.4	0.0	0.3
Commercial laundry and drycleaning machinery.....		333310-85	10.6	4.5	0.0	0.0	0.0	1.0
Commercial cooking and food warming equipment.....		333310-8A	8.3	0.0	0.0	0.9	0.0	0.0
Commercial non electric cooking and food warming equipment, excluding parts and accessories.....		333310-8A1	7.4	0.0	0.0	2.1	0.0	0.0
Commercial electric cooking and food warming equipment, excluding parts and accessories.....		333310-8A2	11.0	0.0	0.1	0.1	0.0	0.0
Parts and accessories for commercial cooking and food warming equipment....		333310-8A3	9.8	0.0	0.0	0.0	0.0	0.0
Electronic teaching machines, teaching aids, etc., including kits.....		333310-8H	1.2	0.0	0.0	1.2	0.0	0.0

See footnotes at end of table.

Table 12. Producer price index percentage changes for the net output of selected industries and their products, not seasonally adjusted — Continued
 [May 2023]

Title ¹	Industry code	Product code	Unadjusted 12-month percent change ²	Unadjusted 1-month percent change ²				
			May 2022 to May 2023 ^P	Dec. to Jan.	Jan. to Feb. ^P	Feb. to Mar. ^P	Mar. to Apr. ^P	Apr. to May ^P
Commercial and service industry machinery manufacturing - Continued								
Miscellaneous machinery products.....		333310-8J	6.0	0.5	1.0	0.0	0.0	0.5
Other service industry equipment.....		333310-8J4	5.9	0.3	1.0	0.0	0.0	0.5
Commercial and industrial floor and carpet cleaning machines, excluding vacuum cleaners.....		333310-8J5	7.2	3.1	0.0	0.0	0.0	0.0
Secondary products and miscellaneous receipts.....		333310-SM						
Miscellaneous receipts.....		333310-M	–	2.2	0.0	0.2	0.1	0.0
Secondary products.....		333310-S	–	0.0	0.0	0.0	0.5	0.0
HVAC and commercial refrigeration equipment.....	3334		7.4	0.7	0.3	1.6	0.2	0.2
HVAC and commercial refrigeration equipment.....	33341		7.4	0.7	0.3	1.6	0.2	0.2
Fan, blower, air purification equipment mfg.....	333413		5.8	0.7	1.5	0.1	0.0	0.7
Primary products.....		333413-P	4.9	0.7	0.6	0.2	0.0	0.7
Air purification equipment.....		333413-1	4.8	1.0	1.2	0.3	-0.1	0.3
Dust collection and other air purification equipment for industrial gas cleaning systems.....		333413-11	0.8	0.0	0.0	0.0	0.0	0.0
Dust collection and other air purification equipment for cleaning incoming air.....		333413-13	7.5	1.5	1.8	0.5	-0.1	0.4
Air filters for air-conditioners and furnaces, etc. of 2400 CFM or less, except parts.....		333413-131	7.5	2.8	-0.1	0.0	0.0	0.7
Other dust collection and air purification equipment, except parts.....		333413-132	10.4	0.4	8.1	0.0	0.0	0.0
Parts for dust collection and air purification equipment.....		333413-133	4.1	-0.4	0.0	2.2	-0.3	0.0
Industrial and commercial fans and blowers.....		333413-2	5.3	0.4	-0.1	-0.1	0.0	1.3
Centrifugal blower filter units, and classes I-IV centrifugal fans, except parts.....		333413-22	5.7	2.2	0.0	-0.2	0.0	1.1
Other centrifugal fans and blowers, except parts.....		333413-23	7.1	0.0	0.0	0.0	0.0	1.3
Parts and accessories for fans and blowers.....		333413-29	-1.6	0.0	-1.3	0.0	0.0	0.6
Secondary products and miscellaneous receipts.....		333413-SM						
Secondary products.....		333413-S	2.9	0.0	0.0	0.0	0.0	0.0
Heating equipment (except warm air furnaces) mfg.....	333414		10.7	0.8	0.4	1.0	0.2	0.0
Primary products.....		333414-P	11.8	0.8	0.4	1.0	0.2	0.0
Other heating equipment, except electric (incl. parts for nonelectric equipment & oil burners).....		333414-D	13.9	1.6	0.8	0.9	0.3	0.0
Cast iron heating boilers, radiators, and convectors (except parts).....		333414-1	11.0	0.0	0.0	3.8	0.0	0.0
Domestic heating stoves (except electric and parts).....		333414-3	10.2	1.1	0.6	0.0	0.0	0.0
Floor and wall furnaces, unit heaters, infrared heaters, and mechanical stokers.....		333414-7	10.2	0.0	0.0	0.0	0.0	0.0
Secondary products and miscellaneous receipts.....		333414-SM						
Secondary products.....		333414-S	6.2	0.3	0.4	0.0	0.0	0.0
Air-conditioning, refrigeration, and forced air heating equipment mfg.....	333415		7.1	0.7	0.0	2.0	0.2	0.1
Primary products.....		333415-P	6.9	0.6	-0.1	1.9	0.2	0.2
Warm air furnaces, including duct furnaces and humidifiers, and electric comfort heating.....		333415-C	1.7	-0.3	-0.5	2.3	0.7	-1.4
Parts and accessories for air conditioning and heat transfer equipment.....		333415-D	1.7	0.4	-2.3	2.1	0.0	0.0
Unitary air-conditioners, except air source heat pumps.....		333415-E	7.7	1.1	0.2	3.1	0.2	0.0
Heat pumps.....		333415-H	-2.3	-1.0	0.8	0.2	0.0	0.0
Heat transfer equipment (except elec dehumidifiers), mechanically refrigerated, self-contained.....		333415-2	11.1	1.1	0.0	1.8	0.8	1.7
Commercial refrigerators and related equipment.....		333415-3	9.0	0.4	0.0	2.2	0.0	0.0
Refrigeration condensing units, all refrigerants, except ammonia (complete).....		333415-5	7.8	0.2	0.2	1.4	0.2	0.0
All other miscellaneous refrigeration and air-conditioning equipment.....		333415-9	3.0	1.4	0.7	0.0	0.0	0.0
Secondary products and miscellaneous receipts.....		333415-SM						
Miscellaneous receipts.....		333415-M	–	–	–	–	0.0	0.0
Metalworking machinery manufacturing.....	3335		6.5	1.2	0.4	0.1	0.2	0.3
Metalworking machinery manufacturing.....	33351		6.5	1.2	0.4	0.1	0.2	0.3
Industrial mold mfg.....	333511		4.3	1.6	0.0	-0.3	0.1	0.0
Primary products.....		333511-P	4.8	1.7	0.0	-0.1	0.0	0.0
Industrial molds and mold boxes.....		333511-0	4.8	1.7	0.0	-0.1	0.0	0.0
Industrial injection-type molds made of metal for plastics.....		333511-05	0.7	0.1	0.0	-0.2	0.0	0.0
Other industrial molds and mold boxes.....		333511-06	6.9	2.6	0.0	0.0	0.0	0.0
Secondary products and miscellaneous receipts.....		333511-SM						
Secondary products.....		333511-S	1.4	0.0	0.0	0.0	0.0	-0.3
Special tool, die, jig, and fixture mfg.....	333514		4.5	0.2	0.2	0.3	0.6	0.4
Primary products.....		333514-P	3.7	0.2	0.3	0.3	0.5	0.5
Special dies, tools, jigs, and fixtures.....		333514-0	3.7	0.2	0.3	0.3	0.5	0.5
Jigs and fixtures, including parts.....		333514-0A	5.0	0.2	0.4	0.5	0.2	0.8
Metalworking die and die sets.....		333514-0B	3.0	0.2	0.5	0.5	0.0	0.8

See footnotes at end of table.

Table 12. Producer price index percentage changes for the net output of selected industries and their products, not seasonally adjusted — Continued
 [May 2023]

Title ¹	Industry code	Product code	Unadjusted 12-month percent change ²	Unadjusted 1-month percent change ²				
				May 2022 to May 2023 ^P	Dec. to Jan.	Jan. to Feb. ^P	Feb. to Mar. ^P	Mar. to Apr. ^P
Special tool, die, jig, and fixture mfg - Continued								
Standard punches, industrial prototypes, die parts & other special tooling for dies.....		333514-0C	3.4	0.3	0.0	0.0	1.0	0.0
Secondary products and miscellaneous receipts.....		333514-SM						
Miscellaneous receipts.....		333514-M	—	0.0	0.0	0.0	0.0	—
Secondary products.....		333514-S	12.3	0.0	0.3	0.3	2.3	0.3
Cutting tool and machine tool accessory mfg.....	333515		10.0	0.7	0.3	0.0	0.0	0.1
Primary products.....		333515-P	5.2	0.7	0.3	0.0	0.0	0.1
Cutting tools for machine tools and metalworking machinery.....		333515-4	4.7	0.5	0.2	0.0	0.0	0.1
Other cutting tools for machine tools, excluding tips and blanks.....		333515-41	4.7	0.4	0.0	0.0	0.0	0.0
End mills and milling cutters.....		333515-44	5.9	1.3	0.4	0.3	-0.1	0.1
Threading tools, including blanks, tips and inserts.....		333515-45	0.8	0.5	0.0	0.0	0.0	0.0
Carbon and high-speed steel shank, solid, tipped carbide twist drills for machine tools.....		333515-48	5.2	0.0	0.9	0.1	0.0	1.2
Taps, carbide indexable, and throwaway inserts for machine tools.....		333515-49	6.1	0.6	0.1	0.0	0.0	0.0
Other attachments and accessories for machine tools and metalworking machinery.....		333515-5	8.2	1.4	1.0	0.0	0.0	0.0
Secondary products and miscellaneous receipts.....		333515-SM						
Secondary products.....		333515-S	9.7	2.0	0.0	0.3	0.0	0.0
Machine tool mfg.....	333517		4.9	0.4	1.1	0.1	0.0	0.7
Primary products.....		333517-P	4.3	0.3	0.9	0.1	0.0	0.8
Metal cutting machine tools.....		333517-2	3.9	0.3	1.1	0.1	0.0	0.5
Parts for metal cutting machine tools (sold separately) & rebuilt machine tools.....		333517-26	7.5	1.2	0.0	1.1	0.0	0.0
Metal machining centers (multifunction numerically controlled machines).....		333517-27	4.8	0.0	4.8	0.0	0.0	0.0
Other metal cutting machine tools.....		333517-2B	2.1	0.0	0.0	0.0	0.0	0.7
Metal forming machine tools.....		333517-3	5.7	0.0	0.1	0.0	0.0	2.1
Metal punching and shearing (power & manual), and bending and forming machines (power only).....		333517-31	4.8	0.0	0.0	0.0	0.0	0.0
Parts for metal forming machine tools (sold separately) and rebuilt metal forming machine tools.....		333517-37	5.6	0.0	0.2	0.0	0.0	3.3
Secondary products and miscellaneous receipts.....		333517-SM						
Miscellaneous receipts.....		333517-M	8.8	0.9	3.3	0.0	0.0	0.0
Secondary products.....		333517-S	9.9	2.0	1.6	1.4	0.1	0.0
Rolling mill and other metalworking machinery mfg.....	333519		12.0	5.5	0.1	0.1	0.0	0.0
Primary products.....		333519-P	13.4	5.9	0.1	0.1	0.0	0.0
Other metalworking machinery, excluding handheld & ultrasonic.....		333519-83	3.9	1.2	0.6	0.5	0.0	0.0
Secondary products and miscellaneous receipts.....		333519-SM						
Miscellaneous receipts.....		333519-M	—	1.6	0.0	0.0	0.0	—
Turbine and power transmission equipment mfg.....	3336		5.5	2.2	0.1	0.9	0.3	0.0
Turbine and power transmission equipment mfg.....	33361		5.5	2.2	0.1	0.9	0.3	0.0
Turbine and turbine generator set units mfg.....	333611		3.7	0.2	0.3	3.3	0.2	0.2
Primary products.....		333611-P	3.6	0.2	0.3	3.1	0.2	0.2
Turbines and turbine generator sets.....		333611-0	3.6	0.2	0.3	3.1	0.2	0.2
Steam, gas, and other turbines and turbine generators.....		333611-05	1.6	0.2	0.2	0.8	0.1	0.1
Parts & accessories for turbines, turbine generators, and turbine generator sets.....		333611-07	2.7	0.0	0.5	0.0	0.0	0.0
Speed changer, drive, and gear mfg.....	333612		7.9	0.6	0.0	-0.1	0.0	0.0
Primary products.....		333612-P	8.0	0.3	0.0	-0.1	0.0	0.0
Gears, pinions, racks, and worms, sold separately.....		333612-3	5.4	0.0	0.0	-0.2	0.0	0.0
Speed changers, industrial high speed drives, and parts other than loose gearing.....		333612-7	9.5	0.6	0.0	0.0	0.0	0.0
Secondary products and miscellaneous receipts.....		333612-SM						
Mechanical power transmission equipment mfg.....	333613		9.8	1.2	-0.1	0.0	0.4	0.1
Primary products.....		333613-P	8.9	1.2	-0.1	0.0	0.3	0.1
Mechanical power transmission equipment, except speed changers, drives, & gears.....		333613-3	9.9	1.2	-0.1	0.0	0.4	0.1
Secondary products and miscellaneous receipts.....		333613-SM						
Other engine equipment mfg.....	333618		5.3	3.7	0.0	0.0	0.3	-0.1
Primary products.....		333618-P	5.4	3.7	0.0	0.0	0.3	-0.1
Parts & accessories for internal combustion engines, ex. aircraft & gasoline automotive engines.....		333618-F	6.7	4.0	0.0	0.0	0.4	0.0
Diesel, semidiesel, and dual-fuel engines (except automotive).....		333618-3	8.5	5.5	0.0	0.0	0.0	0.0
Diesel, semidiesel, and dual-fuel engines for automobiles, trucks, and buses.....		333618-5	4.1	3.6	-0.1	0.0	0.6	0.0
Secondary products and miscellaneous receipts.....		333618-SM						
Secondary products.....		333618-S	4.8	2.8	0.1	0.0	0.0	0.0

See footnotes at end of table.

Table 12. Producer price index percentage changes for the net output of selected industries and their products, not seasonally adjusted — Continued
 [May 2023]

Title ¹	Industry code	Product code	Unadjusted 12-month percent change ²	Unadjusted 1-month percent change ²				
				May 2022 to May 2023 ^P	Dec. to Jan.	Jan. to Feb. ^P	Feb. to Mar. ^P	Mar. to Apr. ^P
Other engine equipment mfg - Continued								
Other general purpose machinery manufacturing.....	3339		8.6	1.5	0.4	0.6	0.4	1.1
Pump and compressor manufacturing.....	33391		11.2	2.1	0.2	0.2	0.0	2.6
Air and gas compressor mfg.....	333912		10.6	1.1	0.2	0.4	0.1	0.5
Primary products.....		333912-P	10.6	1.1	0.2	0.4	0.1	0.5
Air and gas compressors and vacuum pumps.....		333912-1	12.0	1.2	0.2	0.3	0.1	0.6
Parts & attachments for air & gas compressors, ex. refrigeration, ice making, & a/c.....		333912-6	7.1	0.6	0.9	0.3	0.0	0.4
Secondary products and miscellaneous receipts.....		333912-SM						
Miscellaneous receipts.....		333912-M	9.3	0.2	0.0	0.5	0.0	0.0
Measuring, dispensing, and other pumping equipment mfg.....	333914		11.4	2.6	0.2	0.1	0.0	3.9
Primary products.....		333914-P	11.5	2.8	0.2	0.0	0.0	3.9
Pumps and pumping equipment, excluding measuring and dispensing pumps.....		333914-1	10.9	2.9	0.2	0.1	0.0	3.9
Pumps and pumping equipment, complete, excluding measuring and dispensing pumps.....		333914-11	11.8	3.3	0.2	0.0	0.0	4.5
Domestic water systems.....		333914-111	—	4.1	0.0	0.0	0.0	—
Oil-well and oil-field pumps, except boiler feed.....		333914-113	1.8	0.2	0.0	0.0	0.0	0.0
Industrial pumps, excluding hydraulic fluid power pumps, automatic circulating pumps, etc.....		333914-114	16.0	4.5	0.2	0.0	0.0	6.1
Other pumps, except automotive circulating pumps, and measuring and dispensing pumps.....		333914-115	3.8	0.2	0.4	0.0	0.0	0.0
Parts and attachments for pumps and pumping equipment, excluding measuring and dispensing.....		333914-15	5.1	0.6	0.1	0.4	0.1	0.5
Secondary products and miscellaneous receipts.....		333914-SM						
Miscellaneous receipts.....		333914-M	8.8	0.9	0.0	0.0	0.0	0.0
Secondary products.....		333914-S	6.9	0.6	0.1	0.2	0.0	4.3
Material handling equipment manufacturing.....	33392		7.1	1.4	0.6	0.6	0.1	0.3
Elevator and moving stairway mfg.....	333921		7.2	0.5	0.0	3.2	1.2	0.0
Primary products.....		333921-P	6.0	0.6	0.0	2.5	1.3	0.0
Elevators and moving stairways.....		333921-1	4.6	0.6	0.0	0.7	1.5	0.0
Parts and attachments for elevators and moving stairways (sold separately).....		333921-3	15.3	0.1	-0.1	14.2	0.0	0.0
Secondary products and miscellaneous receipts.....		333921-SM						
Conveyor and conveying equipment mfg.....	333922		7.1	2.6	0.1	-0.2	0.1	0.0
Primary products.....		333922-P	6.7	2.6	0.1	-0.1	0.1	0.0
Unit handling conveyors and conveying systems.....		333922-1	2.9	0.2	0.0	-0.5	0.3	0.1
Unit handling gravity and trolley conveyors and conveying systems.....		333922-12	2.0	0.4	0.0	-0.8	0.1	0.0
Unit handling tow, belt, roller, pneumatic, portable, carousel, and other nonbelt conveyors.....		333922-14	3.6	-0.1	0.0	0.0	0.5	0.1
Parts and accessories for unit handling conveyors and conveying systems, sold separately.....		333922-7	0.8	0.2	0.0	0.0	0.3	0.0
Bulk material handling conveyors and conveying systems.....		333922-8	13.9	6.5	0.2	0.2	0.0	0.0
Parts and accessories for bulk material handling conveyors and conveying systems.....		333922-9	5.9	3.4	0.2	0.1	0.0	0.0
Secondary products and miscellaneous receipts.....		333922-SM						
Miscellaneous receipts.....		333922-M	10.9	2.1	2.0	-0.5	0.0	0.0
Secondary products.....		333922-S	7.8	3.6	0.0	0.0	0.1	0.2
Overhead cranes, hoists and monorail systems mfg.....	333923		8.1	1.0	1.3	0.8	-0.3	0.4
Primary products.....		333923-P	8.0	1.0	1.3	0.8	-0.4	0.4
Hoists and parts and attachments for hoists (sold separately).....		333923-1	8.7	0.0	2.1	0.0	-0.4	0.0
Overhead traveling cranes and monorail systems, including parts and attachments sold separately.....		333923-3	7.4	0.0	0.8	0.8	-1.7	1.9
Winches, aerial work platforms, and automotive wrecker hoists, including parts and attachments.....		333923-7	8.5	1.6	1.2	1.1	0.0	0.2
Secondary products and miscellaneous receipts.....		333923-SM						
Secondary products.....		333923-S	13.1	7.6	2.1	0.1	3.0	-0.2
Industrial truck, trailer, and stacker mfg.....	333924		6.0	0.9	0.8	0.1	0.0	0.5
Primary products.....		333924-P	6.1	0.9	0.8	0.0	0.0	0.5
Industrial trucks, tractors, mobile straddle carriers & cranes, & automatic stacking machines.....		333924-2	6.5	0.4	0.9	0.0	0.1	0.7
Work trucks with lifting & handling equipment, operator riding, electric, self-propelled.....		333924-21	9.1	-0.4	0.0	0.0	0.2	2.4
Work trucks, not fitted with lifting and handling equipment.....		333924-25	3.9	0.9	1.8	0.0	0.0	0.0
Bulk powered material moving equipment, dock boards and metal pallets and skids.....		333924-26	0.9	-0.5	0.0	0.0	0.0	0.0
Other work trucks with lifting & handling equipment, non-riding electric or any non-electric.....		333924-27	6.1	0.1	0.0	0.0	0.0	1.5

See footnotes at end of table.

Table 12. Producer price index percentage changes for the net output of selected industries and their products, not seasonally adjusted — Continued
 [May 2023]

Title ¹	Industry code	Product code	Unadjusted 12-month percent change ²	Unadjusted 1-month percent change ²				
				May 2022 to May 2023 ^P	Dec. to Jan.	Jan. to Feb. ^P	Feb. to Mar. ^P	Mar. to Apr. ^P
Industrial truck, trailer, and stacker mfg - Continued								
Parts and attachments for industrial trucks and tractors (sold separately).....		333924-3	3.6	2.9	0.3	0.0	0.0	0.0
Secondary products and miscellaneous receipts.....		333924-SM						
Secondary products.....		333924-S	-	-7.5	-0.2	0.2	0.1	-
All other general purpose machinery mfg.....	33399		8.0	1.3	0.4	0.9	0.8	0.7
Power-driven handtool mfg.....								
Primary products.....	333991		11.1	0.9	0.0	0.0	0.0	6.2
Primary products.....		333991-P	11.6	0.9	0.0	0.0	0.0	6.3
Power-driven handtools, pneumatic, hydraulic, and powder-actuated.....		333991-6	10.3	1.4	0.0	0.0	0.0	5.6
Power-driven handtools, electric (except battery powered), including parts.....		333991-9	12.1	0.0	0.0	0.0	0.1	7.0
Secondary products and miscellaneous receipts.....		333991-SM						
Miscellaneous receipts.....		333991-M	1.8	0.0	0.0	1.8	0.0	0.0
Welding and soldering equipment mfg.....								
Primary products.....	333992		5.6	0.7	0.0	0.0	2.0	0.0
Other welding equipment, components, and accessories (excluding arc, resistance, and gas).....		333992-P	5.5	0.7	0.0	0.0	1.9	0.0
Arc welding machines, components, and accessories, excluding electrodes and stud welding equip.....		333992-A	7.7	1.8	0.2	0.0	0.4	0.0
Resistance welders, components, accessories, and electrodes.....		333992-1	7.9	0.0	0.0	0.0	3.0	0.0
Gas welding and cutting equipment, parts, attachments, and accessories.....		333992-7	-	3.5	0.0	0.0	-	-
Secondary products and miscellaneous receipts.....		333992-9	3.8	3.0	0.1	0.0	0.4	0.0
Miscellaneous receipts.....		333992-SM						
Miscellaneous receipts.....		333992-M	5.3	0.4	0.4	0.0	1.3	0.0
Packaging machinery mfg.....								
Primary products.....	333993		11.9	1.3	0.4	3.1	0.7	1.0
Packing, packaging, and bottling machinery, excluding parts.....		333993-P	12.6	1.3	0.4	3.2	0.8	1.0
Parts for packing, packaging, and bottling machinery.....		333993-1	12.2	1.4	0.4	4.2	0.0	1.4
Secondary products and miscellaneous receipts.....		333993-5	12.5	1.1	0.5	0.0	3.4	0.0
Miscellaneous receipts.....		333993-SM						
Miscellaneous receipts.....		333993-M	-	0.2	0.3	0.6	-	-
Industrial process furnace and oven mfg.....								
Primary products.....	333994		5.8	0.4	0.5	0.3	1.4	1.1
Industrial process furnaces & ovens, & industrial electrical heating equipment.....		333994-P	6.0	0.4	0.4	0.3	1.5	1.3
Industrial process furnaces & ovens, & industrial electrical heating equipment, except parts.....		333994-0	6.0	0.4	0.4	0.3	1.5	1.3
Parts and attachments for industrial process furnaces and ovens.....		333994-0A	5.5	0.5	0.6	0.2	1.2	0.7
Secondary products and miscellaneous receipts.....		333994-0B	7.5	0.2	-0.4	0.5	2.6	2.9
Miscellaneous receipts.....		333994-SM						
Miscellaneous receipts.....		333994-M	5.3	0.7	0.7	1.0	0.6	0.8
Fluid power cylinder and actuator mfg.....								
Primary products.....	333995		7.9	0.7	0.0	0.0	0.9	0.0
Nonaerospace-type hydraulic & all aerospace fluid power cylinders & actuators, linear & rotary.....		333995-P	8.8	0.7	0.0	0.0	1.0	0.0
Nonaerospace-type pneumatic fluid power cylinders & actuators, linear & rotary.....		333995-2	7.4	0.8	0.0	0.0	0.2	0.0
Parts for hydraulic & pneumatic fluid power cylinders & actuators, incl accumulators & cushions.....		333995-3	1.0	0.6	0.0	0.0	0.0	0.0
Secondary products and miscellaneous receipts.....		333995-8	19.3	0.4	0.0	0.0	3.3	0.0
Miscellaneous receipts.....		333995-SM						
Fluid power pump and motor mfg.....								
Primary products.....	333996		4.8	0.3	2.5	0.0	0.0	0.0
Nonaerospace-type reciprocating fluid power pumps.....		333996-P	5.2	0.1	2.7	0.0	0.0	0.0
Nonaerospace-type fluid power motors.....		333996-1	10.7	0.0	6.1	0.0	0.0	0.0
Parts for fluid power pumps, motors, and hydrostatic transmissions.....		333996-5	3.0	0.8	0.3	0.0	0.0	0.0
Secondary products and miscellaneous receipts.....		333996-9	1.6	-0.3	0.1	0.0	0.0	0.0
Miscellaneous receipts.....		333996-SM						
Miscellaneous receipts.....		333996-M	5.3	1.9	0.0	0.0	0.0	0.0
All other miscellaneous general purpose machinery mfg.....								
Primary products.....	333998		7.8	2.1	0.3	1.2	0.6	0.1
Scale and balance mfg.....		333998-P	7.6	2.2	0.3	1.3	0.6	0.1
Retail, commercial, household, and mailing scales and balances.....		333998-7	7.0	0.8	0.6	0.2	0.2	0.3
Parts, attachments, and accessories for scales and balances.....		333998-74	7.9	6.8	0.0	0.2	0.0	0.0
Vehicle and industrial scales.....		333998-76	10.4	0.5	3.3	0.3	0.4	0.8
Motor truck and railroad track scales.....		333998-77	7.4	0.5	0.1	0.1	0.2	0.2
Industrial scales (including automatic checkweigher and bulkweigher scales).....		333998-771	3.6	0.5	0.0	0.0	0.0	0.0
All other miscellaneous general purpose machinery mfg.....		333998-772	13.3	0.8	0.6	0.6	0.7	0.8
Filters and strainers, except fluid power.....		333998-9	7.8	2.3	0.3	1.3	0.7	0.1
Industrial filters and strainers and reusable media, except fluid power.....		333998-91	13.3	7.8	0.8	0.7	0.6	0.3
Nonreusable media for filters and strainers, except fluid power.....		333998-911	14.1	8.9	1.0	0.8	0.0	0.4
Parts and accessories for filters and strainers, except fluid power.....		333998-912	2.7	0.0	0.0	0.0	1.3	0.0
		333998-913	26.0	9.4	0.4	0.3	6.1	0.0

See footnotes at end of table.

Table 12. Producer price index percentage changes for the net output of selected industries and their products, not seasonally adjusted — Continued
 [May 2023]

Title ¹	Industry code	Product code	Unadjusted 12-month percent change ²	Unadjusted 1-month percent change ²				
				May 2022 to May 2023 ^P	Dec. to Jan.	Jan. to Feb. ^P	Feb. to Mar. ^P	Mar. to Apr. ^P
All other miscellaneous general purpose machinery mfg - Continued								
All other miscellaneous general industrial machinery.....		333998-97	7.9	1.3	0.1	1.7	0.8	0.0
Secondary products and miscellaneous receipts.....		333998-SM						
Miscellaneous receipts.....		333998-M	-	0.5	-0.3	0.5	0.0	0.8
Secondary products.....		333998-S	-	0.3	1.2	0.5	0.1	0.1
Computer & electronic product mfg.....	334		2.6	0.9	0.1	0.1	-0.1	-0.3
Computer & peripheral equipment mfg.....	3341		-0.8	1.3	0.2	-0.1	-0.8	-1.3
Computer & peripheral equipment mfg.....	33411		-0.8	1.3	0.2	-0.1	-0.8	-1.3
Electronic computer mfg.....	334111		-2.1	1.7	0.6	-0.1	-0.1	-3.0
Primary products.....		334111-P	-2.9	1.9	0.7	-0.1	-0.1	-3.3
Host computers, multiusers (mainframes, medium-scale systems, UNIX and PC servers).....		334111-5	-6.1	2.2	0.9	-0.2	-0.1	-3.9
Single user computers, microprocessor based, general purpose.....		334111-7	6.5	0.4	-0.2	0.1	-0.3	-0.6
Portable computers, laptops, tablets and other single user computers.....		334111-72	-4.4	-0.3	0.8	-1.4	0.9	-2.7
Personal computers and workstations (excluding portable computers).....		334111-73	8.8	0.8	-0.7	0.8	-0.9	0.3
Secondary products and miscellaneous receipts.....		334111-SM						
Computer storage device mfg.....	334112		1.8	-1.4	0.0	0.0	-1.4	0.0
Primary products.....		334112-P	0.2	-1.4	0.0	0.0	-1.4	0.0
Computer storage devices (except parts, attachments and accessories).....		334112-1	-0.5	-1.5	0.0	0.0	-1.5	0.0
Secondary products and miscellaneous receipts.....		334112-SM						
Computer terminal and other computer peripheral equipment mfg.....	334118		-2.0	3.3	0.0	0.0	-1.2	0.0
Primary products.....		334118-P	2.1	3.2	0.0	0.0	-1.2	0.0
Computer terminals (including POS and funds-transfer devices) and other computer peripherals.....		334118-D	-2.4	-0.3	0.0	0.0	-2.3	0.0
Secondary products and miscellaneous receipts.....		334118-SM						
Miscellaneous receipts.....		334118-M	-	-	0.0	0.0	0.0	0.0
Secondary products.....		334118-S	-	-	0.0	0.0	0.0	0.0
Communications equipment mfg.....	3342		3.4	0.7	-0.2	0.0	0.3	0.0
Telephone apparatus mfg.....	33421		2.9	0.0	0.2	0.0	0.0	0.0
Telephone apparatus mfg.....	334210		2.9	0.0	0.2	0.0	0.0	0.0
Primary products.....		334210-P	3.0	0.0	0.2	0.0	0.0	0.0
Telephone and wireline data networking equipment.....		334210-0	3.0	0.0	0.2	0.0	0.0	0.0
Secondary products and miscellaneous receipts.....		334210-SM						
Radio/TV broadcast & wireless comm equip mfg.....	33422		3.0	0.8	-0.3	0.0	0.4	-0.1
Broadcast and wireless communications equipment mfg.....	334220		2.9	0.8	-0.3	0.0	0.4	-0.1
Primary products.....		334220-P	2.1	0.8	-0.4	0.0	0.5	-0.1
Broadcast, studio, and related electronic equipment.....		334220-2	0.6	0.4	-0.8	0.0	1.4	-0.8
Radio station equipment.....		334220-5	-	0.9	0.0	0.0	4.6	0.0
Other broadcast and wireless communications systems and equipment.....		334220-9	0.9	0.1	-0.4	0.0	0.0	0.0
Secondary products and miscellaneous receipts.....		334220-SM						
Other communications equipment mfg.....	33429		5.9	0.6	0.0	0.0	0.1	0.4
Other communications equipment mfg.....	334290		5.9	0.6	0.0	0.0	0.1	0.4
Primary products.....		334290-P	6.1	0.6	0.0	0.0	0.1	0.5
Alarm systems, including electric sirens and horns.....		334290-1	-	1.0	0.0	0.0	-	-
Intercommunications systems, incl inductive paging systems, excl telephone & telegraph.....		334290-3	4.4	-0.1	0.0	0.9	0.0	2.4
Secondary products and miscellaneous receipts.....		334290-SM						
Secondary products.....		334290-S	-	0.0	-1.6	0.0	-0.6	-
Audio & video equipment mfg.....	3343		3.1	0.4	0.8	0.0	0.0	0.1
Audio and video equipment mfg.....	33431		3.1	0.4	0.8	0.0	0.0	0.1
Audio and video equipment mfg.....	334310		3.1	0.4	0.8	0.0	0.0	0.1
Primary products.....		334310-P	3.3	0.4	0.8	0.0	0.0	0.0
Speakers and commercial sound equipment.....		334310-4	2.9	0.7	1.4	0.0	0.0	0.0
Other consumer audio and video equipment.....		334310-5	4.6	0.0	0.0	0.0	0.0	0.0
Secondary products and miscellaneous receipts.....		334310-SM						
Miscellaneous receipts.....		334310-M	3.1	0.0	1.2	0.0	0.1	1.8
Semiconductor and other electronic component mfg.....	3344		-0.6	-0.7	0.0	0.1	-0.5	-1.2
Semiconductor and other electronic component mfg.....	33441		-0.6	-0.7	0.0	0.1	-0.5	-1.2
Bare printed circuit board mfg.....	334412		7.3	0.0	1.2	-0.5	0.0	-0.1

See footnotes at end of table.

Table 12. Producer price index percentage changes for the net output of selected industries and their products, not seasonally adjusted — Continued
 [May 2023]

Title ¹	Industry code	Product code	Unadjusted 12-month percent change ²	Unadjusted 1-month percent change ²				
				May 2022 to May 2023 ^P	Dec. to Jan.	Jan. to Feb. ^P	Feb. to Mar. ^P	Mar. to Apr. ^P
Bare printed circuit board mfg - Continued								
Primary products.....		334412-P	8.3	0.0	1.3	0.0	0.0	0.0
Bare printed circuit boards.....		334412-0	8.3	0.0	1.3	0.0	0.0	0.0
Secondary products and miscellaneous receipts.....		334412-SM2						
Semiconductors and related device mfg.....								
Primary products.....	334413	334413-P	2.1	-0.2	0.6	-0.3	-0.8	-0.4
Other semiconductor devices, including parts such as chips, wafers, and heat sinks.....		334413-A	2.3	-0.2	0.6	-0.3	-0.8	-0.4
Integrated microcircuits, incl semiconductor networks, microprocessors, & MOS memories.....		334413-1	5.1	0.6	1.3	0.0	0.0	0.0
Secondary products and miscellaneous receipts.....		334413-SM	0.6	-0.7	0.2	-0.4	-1.3	-0.6
Electronic connector mfg.....								
Primary products.....	334417	334417-P	5.7	-0.1	0.1	2.2	-2.0	0.0
Electronic connectors, including parts.....		334417-0	5.2	-0.1	0.1	2.3	-2.4	0.0
Secondary products and miscellaneous receipts.....		334417-SM	5.2	-0.1	0.1	2.3	-2.4	0.0
Secondary products.....		334417-S1	-	0.2	0.0	0.0	2.6	-
Printed circuit assembly mfg.....								
Primary products.....	334418	334418-P	-17.3	-3.1	-2.4	-0.1	0.0	-6.4
Printed circuit assemblies, loaded boards, modules, and consumer external modems.....		334418-9	-16.9	-3.2	-3.2	0.0	0.0	-6.8
Secondary products and miscellaneous receipts.....		334418-SM						
Other electronic component mfg.....								
Primary products.....	334419	334419-P	2.9	-0.3	-0.3	0.5	0.1	0.0
Other electronic components.....		334419-0	3.9	-0.3	0.4	0.5	0.1	0.0
Secondary products and miscellaneous receipts.....		334419-SM	3.9	-0.3	0.4	0.5	0.1	0.0
Secondary products.....		334419-S	1.9	-0.3	2.6	0.0	0.0	-0.8
Capacitor, resistor, coil, transformer, and other inductor mfg.....								
Primary products.....	33441K	33441K-P	8.6	0.6	1.4	0.5	0.2	0.0
Capacitors for electronic circuitry.....		33441K-4	8.7	0.6	1.4	0.5	0.2	0.0
Electronic coils, transformers, and other inductors.....		33441K-6	5.4	0.1	0.4	0.0	0.0	0.0
Secondary products and miscellaneous receipts.....		33441K-SM	12.1	1.0	2.7	1.1	0.4	0.0
Nav/measuring/medical/control instruments mfg.....								
Nav/measuring/medical/control instruments mfg.....	3345		4.3	1.7	0.2	0.2	0.1	0.2
Nav/measuring/medical/control instruments mfg.....	33451		4.3	1.7	0.2	0.2	0.1	0.2
Electromedical apparatus mfg.....								
Primary products.....	334510	334510-P	3.0	1.3	0.0	0.0	0.0	0.5
Electromedical equipment, excluding ionizing radiation equipment.....		334510-2	3.0	1.3	0.0	0.0	0.0	0.4
Secondary products and miscellaneous receipts.....		334510-SM	3.2	1.5	0.0	0.0	0.0	0.4
Miscellaneous receipts.....		334510-M	4.2	0.0	0.0	0.0	0.0	2.6
Search, detection, and navigation instruments.....								
Primary products.....	334511	334511-P	2.1	1.2	0.0	0.0	0.0	0.0
Aeronautical, nautical & navigational instruments, not sending or receiving radio signals.....		334511-1	1.8	1.2	0.0	0.0	0.0	0.0
Search, detection, navigation, and guidance systems and equipment.....		334511-3	-	0.7	0.0	0.0	0.0	-
Secondary products and miscellaneous receipts.....		334511-SM	1.8	1.3	0.0	0.0	0.0	0.0
Secondary products.....		334511-S	1.7	-	-	-	-	0.0
Automatic environmental control mfg.....								
Primary products.....	334512	334512-P	6.7	1.6	0.0	0.0	1.0	1.6
Automatic environmental controls for monitoring residential, commercial, and appliance use.....		334512-0	7.1	1.7	0.1	0.0	1.1	1.8
Secondary products and miscellaneous receipts.....		334512-SM	7.1	1.7	0.1	0.0	1.1	1.8
Miscellaneous receipts.....		334512-M	2.9	1.0	0.0	0.0	0.0	0.0
Industrial process variable instruments.....								
Primary products.....	334513	334513-P	8.2	2.4	-0.1	0.1	0.3	0.3
Process control instruments.....		334513-0	8.3	2.3	0.0	0.1	0.2	0.3
Secondary products and miscellaneous receipts.....		334513-SM	8.3	2.3	0.0	0.1	0.2	0.3
Miscellaneous receipts.....		334513-M	10.8	5.0	-1.7	0.0	1.5	0.0
Totalizing fluid meters and counting devices mfg.....								
Primary products.....	334514	334514-P	11.6	4.3	2.3	2.5	1.2	0.2
Integrating and totalizing fluid meters, counting devices, and motor vehicle instruments.....		334514-0	12.0	4.1	2.5	2.7	1.3	0.2
Secondary products and miscellaneous receipts.....		334514-SM	12.0	4.1	2.5	2.7	1.3	0.2
Secondary products.....		334514-S	-	-	0.0	0.0	0.0	0.9

See footnotes at end of table.

Table 12. Producer price index percentage changes for the net output of selected industries and their products, not seasonally adjusted — Continued
 [May 2023]

Title ¹	Industry code	Product code	Unadjusted 12-month percent change ²	Unadjusted 1-month percent change ²				
			May 2022 to May 2023 ^P	Dec. to Jan.	Jan. to Feb. ^P	Feb. to Mar. ^P	Mar. to Apr. ^P	Apr. to May ^P
Totalizing fluid meters and counting devices mfg - Continued								
Electricity and signal testing instruments mfg.	334515		5.3	2.6	0.0	0.1	0.5	0.6
Primary products.		334515-P	4.1	1.9	0.0	0.1	0.0	0.7
Test equipment for testing electrical, radio, and communication circuits, and motors.		334515-4	4.8	1.9	0.0	0.1	0.0	0.7
Secondary products and miscellaneous receipts.		334515-SM						
Analytical laboratory instrument mfg.	334516		5.0	2.1	1.5	0.2	0.3	-0.2
Primary products.		334516-P	4.8	2.1	1.5	0.2	0.3	-0.2
Analytical and scientific instruments, excluding optical.		334516-0	4.8	2.1	1.5	0.2	0.3	-0.2
Secondary products and miscellaneous receipts.		334516-SM						
Miscellaneous receipts.		334516-M1	—	1.6	0.0	—	—	—
Irradiation apparatus mfg.	334517		3.3	0.8	0.0	0.0	0.0	0.0
Primary products.		334517-P	3.9	0.8	0.0	0.0	0.0	0.0
Irradiation (ionizing radiation) equipment.		334517-0	3.9	0.8	0.0	0.0	0.0	0.0
Secondary products and miscellaneous receipts.		334517-SM						
Other measuring and controlling device mfg.	334519		9.0	3.2	0.1	0.2	-0.2	0.1
Primary products.		334519-P	9.7	3.3	0.1	0.2	-0.2	0.1
Physical properties testing & inspection equipment and kinematic testing & measuring equipment.		334519-4	14.6	4.1	0.0	0.0	0.0	0.0
Nuclear radiation detection and monitoring instruments.		334519-5	8.7	3.3	0.0	0.1	0.0	0.7
Commercial, geophysical, meteorological, and general-purpose instruments and equipment.		334519-7	9.2	4.0	-0.3	0.6	0.3	0.0
Secondary products and miscellaneous receipts.		334519-SM						
Miscellaneous receipts.		334519-M	0.7	0.2	0.0	0.0	0.0	0.0
Manufacturing and reproducing magnetic and optical media.	3346		6.0	1.2	0.2	-0.4	0.0	0.1
Manufacturing and reproducing magnetic and optical media.	33461		6.0	1.2	0.2	-0.4	0.0	0.1
Manufacturing and reproducing magnetic and optical media.	334610		6.0	1.2	0.2	-0.4	0.0	0.1
Primary products.		334610-P	6.3	1.2	0.2	-0.4	0.0	0.1
Secondary products and miscellaneous receipts.		334610-SM						
Electrical equipment and appliance mfg.	335		6.3	1.3	-0.5	0.1	0.3	0.3
Electric lighting equipment mfg.	3351		5.0	0.7	0.2	1.2	0.0	0.5
Electric lighting equipment mfg.	33513		—	0.7	0.2	1.2	0.0	0.5
Residential electric lighting fixture mfg.	335131		4.5	0.2	1.8	-0.3	0.0	0.4
Primary products.		335131-P	3.9	0.2	1.5	0.0	0.0	0.0
Residential-type electric lighting fixtures (except portable), including parts and accessories.		335131-1	0.2	0.0	0.3	0.0	0.0	0.0
Residential-type portable lighting fixtures, including parts and accessories.		335131-4	9.1	0.5	3.6	0.0	0.0	0.0
Secondary products and miscellaneous receipts.		335131-SM						
Secondary products.		335131-S	18.0	0.0	5.8	0.0	0.0	2.7
Nonresidential electric lighting fixture mfg.	335132		6.5	1.1	0.0	0.5	0.0	1.0
Primary products.		335132-P	6.9	1.2	0.0	0.5	0.0	1.1
Commercial and institutional-type electric lighting fixtures, including parts and accessories.		335132-1	6.5	1.5	0.0	0.4	0.0	1.3
Industrial-type electric lighting fixtures, including parts and accessories.		335132-5	8.0	0.0	0.0	1.3	0.0	0.0
Secondary products and miscellaneous receipts.		335132-SM						
Secondary products.		335132-S	2.6	0.0	0.0	0.0	0.6	0.0
Other lighting equipment, including lamps and bulbs mfg.	335139		3.7	0.4	0.0	2.5	0.0	0.0
Primary products.		335139-P	—	0.4	0.0	2.6	0.0	0.0
Electric lamp bulb, tubes, and components.		335139-1	2.5	1.9	0.0	0.1	0.0	0.0
Outdoor lighting equipment (including parts and accessories).		335139-2	1.0	0.0	0.0	0.0	0.0	0.0
Secondary products and miscellaneous receipts.		335139-SM						
Secondary products.		335139-S	2.8	0.4	0.1	0.2	0.0	0.5
Household appliance mfg.	3352		3.1	0.0	0.2	-0.3	0.5	1.4
Small electrical appliance mfg.	33521		2.9	0.1	0.9	-0.1	0.2	0.5
Small electrical appliance mfg.	335210		2.9	0.1	0.9	-0.1	0.2	0.5
Primary products.		335210-P	2.8	0.1	0.9	-0.1	0.2	0.5
Parts and attachments for small electric household appliances, including fan parts.		335210-5	3.5	0.1	0.0	0.0	0.0	0.0
Household vacuum cleaners and other floor care machines (including parts and attachments).		335210-6	8.3	-0.3	4.2	-0.3	0.9	0.0
Other small electric household appliances, including fans.		335210-7	—	0.3	0.0	0.0	0.0	0.6
Secondary products and miscellaneous receipts.		335210-SM						

See footnotes at end of table.

Table 12. Producer price index percentage changes for the net output of selected industries and their products, not seasonally adjusted — Continued
 [May 2023]

Title ¹	Industry code	Product code	Unadjusted 12-month percent change ²	Unadjusted 1-month percent change ²				
				May 2022 to May 2023 ^P	Dec. to Jan.	Jan. to Feb. ^P	Feb. to Mar. ^P	Mar. to Apr. ^P
Small electrical appliance mfg - Continued								
Secondary products.....		335210-S	9.9	0.1	0.1	2.1	0.1	-0.1
Major household appliance mfg.....	33522		3.1	-0.1	0.1	-0.3	0.6	1.6
Major household appliance mfg.....	335220		3.1	-0.1	0.1	-0.3	0.6	1.6
Primary products.....		335220-P	2.7	-0.1	0.1	-0.3	0.2	1.7
Household cooking appliances.....		335220-1	5.2	0.0	1.1	-0.9	0.3	2.8
Electric household ranges, ovens (including microwave), surface cooking units, and equipment.....		335220-11	4.3	0.2	0.4	0.6	2.7	0.4
Gas household ranges, ovens, surface cooking units, and equipment (incl. parts and accessories).....		335220-13	5.5	-0.3	2.4	-1.5	-2.1	3.7
Other household ranges and cooking equipment, including outdoor equipment...		335220-15	9.8	0.0	0.2	-2.5	0.0	6.3
Household refrigerators and home freezers.....		335220-2	3.5	0.1	0.0	-0.2	-0.1	1.0
Household refrigerators, including combination refrigerator-freezers.....		335220-21	4.0	0.1	0.1	-0.2	0.2	0.7
Other major household appliances.....		335220-8	1.3	-0.4	-1.0	0.2	0.3	1.0
Household water heaters, electric, for permanent installation.....		335220-81	0.1	0.0	0.1	0.0	0.0	0.0
Household water heaters, excluding electric.....		335220-83	0.8	0.0	0.3	0.0	0.0	0.0
Secondary products and miscellaneous receipts.....		335220-SM						
Miscellaneous receipts.....		335220-M	3.3	0.0	0.0	0.0	0.0	0.0
Electrical equipment mfg.....	3353		8.2	0.4	0.4	0.2	0.3	0.1
Electrical equipment mfg.....	33531		8.2	0.4	0.4	0.2	0.3	0.1
Electric power and specialty transformer mfg.....	335311		5.9	0.1	0.2	0.6	0.5	0.3
Primary products.....		335311-P	5.9	-0.1	0.2	0.6	0.5	0.3
Power and distribution transformers, except parts.....		335311-1	-	1.1	0.2	-	-	-
Secondary products and miscellaneous receipts.....		335311-SM						
Motor and generator mfg.....	335312		7.5	0.7	1.2	0.0	0.5	0.0
Primary products.....		335312-P	7.9	0.5	1.4	0.0	0.5	0.0
Parts, supplies for motors, generators, generator sets, and other rotating equipment.....		335312-C	18.1	0.0	4.3	0.0	0.0	0.0
Other motors and generators n.e.c.....		335312-F	9.9	1.1	1.5	0.0	1.2	0.0
Fractional horsepower motors (rated at less than 746 watts) (except hermetics)...		335312-1	3.9	0.7	0.7	0.0	0.0	0.3
Integral horsepower motors & generators other than for land transport equipment (exc hermetics).....		335312-3	3.2	0.0	0.0	0.0	0.0	0.0
Secondary products and miscellaneous receipts.....		335312-SM						
Miscellaneous receipts.....		335312-M	7.1	0.0	0.0	0.0	0.0	0.0
Secondary products.....		335312-S	6.2	3.7	0.0	0.0	0.0	0.0
Switchgear and switchboard apparatus mfg.....	335313		11.0	0.2	0.1	0.2	0.3	0.2
Primary products.....		335313-P	12.1	0.2	0.1	0.2	0.3	0.2
Switchgear, excluding ducts and relays.....		335313-A	14.7	0.4	0.2	0.1	0.4	0.4
Low voltage panelboards and distribution boards, 1000 volts or less.....		335313-3	13.2	0.0	0.0	0.6	0.0	0.0
Secondary products and miscellaneous receipts.....		335313-SM						
Relay and industrial control mfg.....	335314		7.5	0.6	0.3	0.1	0.0	0.0
Primary products.....		335314-P	7.5	0.6	0.1	0.0	0.0	0.0
Specific-purpose industrial controls.....		335314-C	5.5	0.0	0.3	0.2	0.0	0.0
General-purpose industrial controls.....		335314-F	8.6	0.6	0.1	0.0	0.0	0.0
Relays for electronic circuitry, industrial control overload and switchgear type.....		335314-1	8.4	1.9	0.0	0.0	0.0	0.0
Parts for industrial controls and motor-control accessories.....		335314-7	3.9	0.3	0.0	0.0	0.0	0.0
Secondary products and miscellaneous receipts.....		335314-SM						
Miscellaneous receipts.....		335314-M	6.4	0.0	1.4	0.0	0.0	0.0
Other electrical equipment & component mfg.....	3359		6.4	2.7	-1.7	0.0	0.2	-0.1
Storage battery mfg.....	33591		5.0	-0.1	0.0	-0.1	0.7	-0.1
Battery mfg.....	335910		3.2	-0.1	0.0	-0.1	0.7	-0.1
Primary products.....		335910-P	3.2	-0.1	0.0	-0.1	0.7	-0.1
Storage batteries.....		335910-1	3.6	-0.1	0.0	-0.1	1.0	0.0
Storage batteries, lead acid type, BCI dimensional size group 8D or smaller.....		335910-11	4.6	-0.1	-0.1	-0.1	1.5	0.0
Storage batteries, lead acid type, larger than BCI dimensional size group 8D.....		335910-12	1.4	0.0	0.0	0.0	0.0	0.0
Primary batteries.....		335910-2	6.3	-0.3	-0.1	0.0	-0.1	-0.7
Secondary products and miscellaneous receipts.....		335910-SM						
Secondary products.....		335910-S	10.3	0.0	0.0	0.0	0.0	0.0
Communication & energy wire & cable mfg.....	33592		-1.5	0.9	-6.4	-0.7	0.5	-0.3
Fiber optic cable mfg.....	335921		15.2	3.7	0.0	0.0	0.0	2.7
Primary products.....		335921-P	15.8	3.7	0.0	0.0	0.0	2.8
Fiber optic cable, made from purchased fiber optic strand.....		335921-0	15.8	3.7	0.0	0.0	0.0	2.8

See footnotes at end of table.

Table 12. Producer price index percentage changes for the net output of selected industries and their products, not seasonally adjusted — Continued
 [May 2023]

Title ¹	Industry code	Product code	Unadjusted 12-month percent change ²	Unadjusted 1-month percent change ²				
				May 2022 to May 2023 ^P	Dec. to Jan.	Jan. to Feb. ^P	Feb. to Mar. ^P	Mar. to Apr. ^P
Fiber optic cable mfg - Continued								
Secondary products and miscellaneous receipts.....		335921-SM						
Other communication and energy wire mfg.....	335929		-4.8	0.2	-7.9	-0.9	0.6	-1.0
Primary products.....		335929-P	-5.9	0.2	-8.4	-0.9	0.5	-1.0
Electronic wire and cable, made of nonferrous metals (purchased wire).....		335929-A	3.0	1.4	1.6	-0.2	0.1	-0.2
Other insulated wire & cable, incl control & signal, made of nonferrous metals (purchased wire).....		335929-F	4.3	0.0	1.0	0.6	0.0	1.3
Power wire and cable, made from nonferrous metals (purchased wire).....		335929-1	18.8	-0.7	3.4	-0.6	0.8	-0.3
Secondary products and miscellaneous receipts.....		335929-SM						
Wiring device mfg.....	33593		15.7	8.7	0.4	0.5	0.2	0.0
Current-carrying wiring device mfg.....	335931		24.0	18.7	0.4	1.1	0.4	0.0
Primary products.....		335931-P	24.7	19.5	0.4	1.0	0.4	0.0
Current-carrying wiring devices n.e.c.....		335931-A	47.9	39.4	0.4	0.7	0.5	-0.1
Current-carrying switches for electrical circuitry (including vehicular switches).....		335931-1	6.5	0.8	0.2	3.0	0.6	0.0
Current-carrying wire connectors for electrical circuitry.....		335931-9	2.4	0.8	1.0	-0.5	-0.4	0.2
Secondary products and miscellaneous receipts.....		335931-SM						
Secondary products.....		335931-S	8.2	0.6	0.0	3.4	0.0	0.0
Noncurrent-carrying wiring device mfg.....	335932		8.0	0.4	0.5	0.0	0.0	0.0
Primary products.....		335932-P	7.1	0.5	0.5	0.0	0.0	0.0
Noncurrent-carrying electrical conduit and conduit fittings, incl. plastic conduit & fittings.....		335932-4	6.5	0.9	0.8	0.0	0.0	0.0
Other noncurrent-carrying wiring devices and supplies (boxes, covers, bar hangers, etc.).....		335932-6	-	-	0.5	-0.2	0.2	-0.2
Secondary products and miscellaneous receipts.....		335932-SM						
All other electrical equipment & component mfg.....	33599		4.5	-0.2	-1.2	0.1	-0.4	-0.2
Carbon and graphite product mfg.....	335991		19.5	-0.6	0.5	0.6	-0.5	0.0
Primary products.....		335991-P	21.0	-0.6	0.5	0.6	-0.5	0.0
Carbon and graphite products, including electrodes for electric arc furnaces.....		335991-0	21.0	-0.6	0.5	0.6	-0.5	0.0
Secondary products and miscellaneous receipts.....		335991-SM						
Miscellaneous receipts.....		335991-M	-	0.0	2.2	0.0	0.0	-
Miscellaneous electrical equipment mfg.....	335999		0.4	-0.1	-1.7	0.0	-0.4	-0.2
Primary products.....		335999-P	-0.3	-0.1	-2.1	0.0	-0.5	-0.3
Rectifying apparatus.....		335999-3	6.4	1.3	0.0	0.0	2.0	0.0
All miscellaneous electrical equipment except rectifying apparatus.....		335999-4	-1.1	-0.3	-2.3	0.0	-0.7	-0.3
Secondary products and miscellaneous receipts.....		335999-SM						
Transportation equipment manufacturing.....	336		3.2	0.5	0.2	0.2	0.1	0.2
Motor vehicle manufacturing.....	3361		2.4	0.3	0.0	-0.2	-0.2	0.0
Automobile and light truck manufacturing.....	33611		2.5	0.3	0.0	-0.2	-0.2	0.0
Automobile, light truck and utility vehicle mfg.....	336110		2.5	0.3	0.0	-0.2	-0.2	0.0
Primary products.....		336110-P	2.5	0.3	0.0	-0.2	-0.2	0.0
Passenger cars and chassis.....		336110-1	-0.6	0.4	0.0	-0.7	-0.7	-0.1
Trucks, truck tractors, & bus chassis 14,000 lb or less, incl. minivans & suvs.....		336110-2	4.4	0.3	0.0	-0.1	-0.1	0.0
Secondary products and miscellaneous receipts.....		336110-SM						
Heavy duty truck manufacturing.....	33612		2.1	0.1	0.6	0.0	0.1	0.2
Heavy duty truck mfg.....	336120		2.1	0.1	0.6	0.0	0.1	0.2
Primary products.....		336120-P	1.9	0.1	0.6	0.0	0.1	0.2
Trucks, truck tractors, and bus chassis (chassis of own manufacture) 14,001 to 33,000 lbs.....		336120-1	4.5	0.4	0.5	0.0	0.0	1.2
Buses, including military and firefighting vehicles (chassis of own manufacture).....		336120-3	4.1	0.0	1.4	0.0	0.3	0.0
Secondary products and miscellaneous receipts.....		336120-SM						
Motor vehicle body and trailer manufacturing.....	3362		2.5	-0.1	0.0	0.1	0.2	0.0
Motor vehicle body and trailer manufacturing.....	33621		2.5	-0.1	0.0	0.1	0.2	0.0
Motor vehicle body mfg.....	336211		6.7	0.9	0.7	0.5	0.5	0.1
Primary products.....		336211-P	6.9	1.0	0.8	0.4	0.6	0.1
Other truck and vehicle bodies, sold separately.....		336211-5	5.6	1.6	0.1	0.5	-0.1	0.0
Dump truck bodies, for sale separately.....		336211-5A	-8.2	0.0	-1.3	-3.4	0.0	0.0
All other truck and vehicle bodies, sold separately.....		336211-5B	8.4	2.3	0.5	1.7	-0.1	0.0
Buses and firefighting vehicles, complete, produced on purchased chassis.....		336211-7	2.0	0.0	0.1	0.1	0.0	0.1
Other trucks and vehicles, complete, produced on purchased chassis.....		336211-9	9.9	-0.3	0.0	0.1	0.0	0.5
Other trucks and vehicles, complete, produced on purchased chassis, except upfitting trucks.....		336211-91	13.0	-0.8	0.1	0.3	0.1	1.3

See footnotes at end of table.

Table 12. Producer price index percentage changes for the net output of selected industries and their products, not seasonally adjusted — Continued
 [May 2023]

Title ¹	Industry code	Product code	Unadjusted 12-month percent change ²	Unadjusted 1-month percent change ²					
			May 2022 to May 2023 ^P	Dec. to Jan.	Jan. to Feb. ^P	Feb. to Mar. ^P	Mar. to Apr. ^P	Apr. to May ^P	
Motor vehicle body mfg - Continued									
Secondary products and miscellaneous receipts.....		336211-SM							
Secondary products.....		336211-S	6.3	0.0	0.1	2.0	0.0	0.1	
Truck trailer mfg.....	336212		0.1	-1.3	-0.6	0.0	0.5	-0.2	
Primary products.....		336212-P	0.1	-1.3	-0.6	0.0	0.5	-0.2	
Truck trailers and chassis, axle rating 10,000 lbs or more.....		336212-1	-0.4	-1.5	-0.7	0.0	0.5	-0.2	
Truck trailers and chassis, axle rating less than 10,000 lbs.....		336212-3	4.5	-0.1	-0.3	0.2	0.3	-0.2	
Secondary products and miscellaneous receipts.....		336212-SM							
Secondary products.....		336212-S1	-	0.1	0.0	0.1	0.0	0.1	
Motor home mfg.....	336213		1.1	0.0	0.5	0.0	0.0	0.0	
Primary products.....		336213-P	0.9	0.0	0.5	0.0	0.0	0.0	
Motor homes built on purchased chassis.....		336213-0	0.9	0.0	0.5	0.0	0.0	0.0	
Secondary products and miscellaneous receipts.....		336213-SM1							
Travel trailer and camper mfg.....	336214		1.4	0.0	-0.1	-0.1	-0.2	0.0	
Primary products.....		336214-P	1.3	0.0	-0.1	-0.1	-0.1	0.0	
Travel trailers.....		336214-1	2.3	0.0	0.0	0.0	0.0	0.0	
Conventional travel trailers.....		336214-19	4.2	0.0	0.0	0.1	0.0	0.0	
Automobile and light truck trailers.....		336214-3	-2.5	0.0	-0.3	-0.7	-0.8	0.0	
Camping trailers, campers, pick-up covers, and parts.....		336214-5	2.0	0.0	0.0	0.1	0.0	0.0	
Other parts and components, excluding appliances and furnishings.....		336214-53	2.1	0.0	0.0	0.0	0.0	0.0	
Truck campers, caps, box covers, and fold-down camping trailers.....		336214-56	-	0.0	0.0	0.2	0.0	0.0	
Secondary products and miscellaneous receipts.....		336214-SM							
Secondary products.....		336214-S	10.2	0.8	-0.1	0.0	0.0	1.9	
Motor vehicle parts manufacturing.....	3363		2.8	0.6	-0.1	0.1	0.3	0.1	
Motor vehicle gasoline engine and parts mfg.....	33631		2.1	-0.2	0.0	0.0	0.2	0.2	
Motor vehicle gasoline engine and engine parts mfg.....	336310		2.1	-0.2	0.0	0.0	0.2	0.2	
Primary products.....		336310-P	1.5	-0.2	0.0	0.0	0.2	0.2	
Gasoline engines and engine parts (excluding carburetors).....		336310-2	1.2	-0.3	-0.1	0.0	0.2	0.3	
Carburetors, pistons, piston rings, and valves.....		336310-3	5.6	0.8	1.5	0.0	0.5	0.0	
Secondary products and miscellaneous receipts.....		336310-SM							
Miscellaneous receipts.....		336310-M1	12.3	0.0	0.7	0.0	0.0	0.0	
Secondary products.....		336310-S	2.8	0.0	0.0	-0.3	-0.1	0.0	
Motor vehicle electric equipment.....	33632		4.3	0.4	0.5	0.0	0.3	0.2	
Motor vehicle electrical and electronic equipment mfg.....	336320		4.3	0.4	0.5	0.0	0.3	0.2	
Primary products.....		336320-P	4.5	0.4	0.5	0.0	0.4	0.2	
Vehicular lighting equipment.....		336320-1	4.6	0.8	0.3	0.3	0.0	0.1	
Other motor vehicle electrical and electronic equipment.....		336320-2	4.5	0.3	0.6	-0.1	0.5	0.2	
Battery charging alternators, generators, and regulators.....		336320-23	0.8	0.1	0.1	0.3	0.0	1.5	
Parts for engine electrical and electronic equipment.....		336320-2A	-0.4	0.0	0.0	0.0	1.3	0.0	
All other miscellaneous non-engine electrical and electronic equipment.....		336320-2D	5.3	0.6	0.9	0.0	0.2	0.0	
All other miscellaneous complete engine electrical equipment, including spark plugs.....		336320-2U	6.2	-0.2	0.5	-1.1	1.5	0.0	
Secondary products and miscellaneous receipts.....		336320-SM							
Miscellaneous receipts.....		336320-M	-1.0	1.4	0.1	0.2	0.0	0.0	
Secondary products.....		336320-S	4.8	0.7	0.0	0.4	-0.1	0.0	
Motor vehicle steering and suspension parts.....	33633		-3.2	-2.1	0.0	1.0	0.1	-0.5	
Motor vehicle steering and suspension components (except spring) manufacturing.....	336330		-3.2	-2.1	0.0	1.0	0.1	-0.5	
Primary products.....		336330-P	-3.4	-2.2	0.0	1.1	0.0	-0.5	
Motor vehicle steering and suspension components (excluding spring), new and rebuilt.....		336330-0	-3.4	-2.2	0.0	1.1	0.0	-0.5	
Secondary and miscellaneous receipts.....		336330-SM							
Motor vehicle brake system manufacturing.....	33634		7.8	1.5	-0.2	0.6	2.9	0.0	
Motor vehicle brake system mfg.....	336340		7.8	1.5	-0.2	0.6	2.9	0.0	
Primary products.....		336340-P	8.1	1.8	-0.2	0.5	3.1	0.0	
Motor vehicle brake parts and assemblies, new.....		336340-1	7.3	0.9	-0.3	0.6	3.1	0.0	
Motor vehicle drum brake assemblies and parts, new.....		336340-1E	8.6	0.3	-0.8	1.7	2.0	0.0	
Motor vehicle disc brake assemblies and parts, new.....		336340-1F	-0.9	1.8	0.0	0.0	9.1	0.0	
Other motor vehicle brake parts and assemblies, new.....		336340-1G	17.5	0.8	-0.1	0.1	0.1	0.0	
Secondary products and miscellaneous receipts.....		336340-SM							
Motor vehicle power train components mfg.....	33635		4.7	2.0	0.0	0.4	-0.1	0.2	
Motor vehicle transmission and power train parts manufacturing.....	336350		4.7	2.0	0.0	0.4	-0.1	0.2	

See footnotes at end of table.

Table 12. Producer price index percentage changes for the net output of selected industries and their products, not seasonally adjusted — Continued
 [May 2023]

Title ¹	Industry code	Product code	Unadjusted 12-month percent change ²	Unadjusted 1-month percent change ²				
			May 2022 to May 2023 ^P	Dec. to Jan.	Jan. to Feb. ^P	Feb. to Mar. ^P	Mar. to Apr. ^P	Apr. to May ^P
Motor vehicle transmission and power train parts manufacturing - Continued								
Primary products.....		336350-P	4.6	2.0	0.0	0.4	-0.1	0.2
Motor vehicle drive train components, excluding wheels and brakes, new.....		336350-2	4.6	2.1	0.0	0.4	-0.1	0.3
Motor vehicle transmissions (except auxiliary and parts), new.....		336350-20	5.3	4.3	0.4	0.0	0.0	0.0
Parts for manual and automatic transmissions, new.....		336350-23	15.8	0.7	-0.4	-0.2	-0.6	1.0
Other motor vehicle drive train components, except wheels and brakes, new....		336350-25	0.0	-0.4	-0.2	1.6	0.2	0.0
Motor vehicle drive train components, rebuilt.....		336350-3	5.1	1.6	0.0	0.0	0.0	0.0
Secondary products and miscellaneous receipts.....		336350-SM						
Secondary products.....		336350-S	2.0	0.2	-0.3	1.0	0.0	0.1
Motor vehicle seating and interior trim mfg.....	33636		2.3	0.9	-0.6	0.1	0.0	0.1
Motor vehicle seating and interior trim mfg.....	336360		2.3	0.9	-0.6	0.1	0.0	0.1
Primary products.....		336360-P	2.1	0.9	-0.3	0.0	0.0	0.1
Automobile trimmings.....		336360-1	2.7	0.4	-0.9	0.0	0.0	-0.1
Seats for public conveyance and aircraft.....		336360-3	2.7	0.6	0.2	0.1	0.0	0.4
Secondary products and miscellaneous receipts.....		336360-SM						
Secondary products.....		336360-S	2.0	0.0	-4.0	0.6	-0.1	-0.2
Motor vehicle metal stamping.....	33637		2.6	0.1	-0.4	-1.1	0.3	0.0
Motor vehicle metal stamping.....	336370		2.6	0.1	-0.4	-1.1	0.3	0.0
Primary products.....		336370-P	2.6	0.1	-0.4	-1.2	0.2	0.0
Automotive job stampings (truck, bus, and passenger car).....		336370-0	2.6	0.1	-0.4	-1.2	0.2	0.0
Secondary products and miscellaneous receipts.....		336370-SM						
Secondary products.....		336370-S	0.7	0.1	0.0	0.1	0.9	-0.1
Other motor vehicle parts manufacturing.....	33639		2.3	0.7	-0.3	0.3	0.1	0.1
Other motor vehicle parts mfg.....	336390		2.3	0.7	-0.3	0.3	0.1	0.1
Primary products.....		336390-P	2.1	0.7	-0.3	0.4	0.1	0.1
Filters, new, internal combustion engines and motor vehicles.....		336390-A	6.4	0.0	0.0	0.0	1.0	0.5
Motor vehicle air-conditioning systems and compressors.....		336390-B	-2.2	0.0	-0.7	0.0	-0.2	0.3
All other motor vehicle parts and accessories, including trailer hitches.....		336390-8	5.2	2.2	0.2	0.7	0.2	0.1
Secondary products and miscellaneous receipts.....		336390-SM						
Miscellaneous receipts.....		336390-M	-	0.0	-1.0	0.0	1.6	-
Secondary products.....		336390-S	4.6	1.1	0.0	0.3	0.1	0.0
Aerospace product and parts manufacturing.....	3364		4.5	0.6	0.6	0.5	0.4	0.4
Aerospace product and parts manufacturing.....	33641		4.5	0.6	0.6	0.5	0.4	0.4
Aircraft mfg.....	336411		4.4	0.6	0.5	0.5	0.5	0.5
Primary products.....		336411-P	4.5	0.5	0.5	0.5	0.5	0.6
Civilian aircraft.....		336411-3	6.9	0.7	0.7	0.8	0.7	0.8
Military aircraft.....		336411-4	-0.6	0.0	0.0	0.0	0.0	0.0
Secondary products and miscellaneous receipts.....		336411-SM						
Secondary products.....		336411-S	-	-	0.0	0.5	0.3	0.0
Aircraft engine and engine parts mfg.....	336412		3.2	0.8	0.3	0.1	0.3	0.1
Primary products.....		336412-P	4.0	0.7	0.5	0.0	0.3	0.1
Aeronautical services on aircraft engines.....		336412-5	7.7	3.1	0.0	0.0	0.6	0.0
Aircraft engine parts and accessories.....		336412-7	4.0	0.3	0.9	0.1	0.3	0.1
Parts and accessories for military aircraft engines.....		336412-75	2.2	0.0	0.5	0.2	0.0	0.3
Parts and accessories for civilian aircraft engines.....		336412-77	4.6	0.5	1.1	0.0	0.5	0.1
Secondary products and miscellaneous receipts.....		336412-SM						
Secondary products.....		336412-S	2.9	1.0	0.0	1.5	0.0	0.0
Other aircraft parts and equipment mfg.....	336413		6.1	0.8	2.3	1.0	0.1	0.0
Primary products.....		336413-P	5.9	0.6	2.3	1.0	0.1	0.0
Aircraft propellers and helicopter rotors.....		336413-1	4.9	0.2	0.0	0.0	0.0	0.0
Aircraft parts and auxiliary equipment.....		336413-7	6.0	0.7	2.5	1.1	0.1	0.0
Aircraft landing gear for civilian and military aircraft.....		336413-72	14.1	10.9	0.0	0.0	0.0	0.0
Other aircraft subassemblies and parts for military aircraft.....		336413-73	0.7	0.0	0.0	0.2	0.4	0.0
Other aircraft subassemblies and parts for civilian aircraft.....		336413-74	8.2	0.2	3.3	1.3	0.1	0.0
Secondary products and miscellaneous receipts.....		336413-SM						
Secondary products.....		336413-S	13.6	4.5	3.0	3.6	0.0	0.1
Railroad rolling stock manufacturing.....	3365		1.4	0.0	0.2	0.3	0.0	0.0
Railroad rolling stock manufacturing.....	33651		1.4	0.0	0.2	0.3	0.0	0.0
Railroad rolling stock mfg.....	336510		1.4	0.0	0.2	0.3	0.0	0.0
Primary products.....		336510-P	1.5	-0.1	0.2	0.3	0.0	0.0

See footnotes at end of table.

Table 12. Producer price index percentage changes for the net output of selected industries and their products, not seasonally adjusted — Continued
 [May 2023]

Title ¹	Industry code	Product code	Unadjusted 12-month percent change ²	Unadjusted 1-month percent change ²				
				May 2022 to May 2023 ^P	Dec. to Jan.	Jan. to Feb. ^P	Feb. to Mar. ^P	Mar. to Apr. ^P
Railroad rolling stock mfg - Continued								
Street, subway, trolley, and rapid transit cars, and railway maintenance equipment and parts.....		336510-5	5.3	-0.2	0.5	0.6	0.1	0.0
Railway maintenance of way equipment & parts, parts for all railcars, & other railway vehicles.....		336510-54	6.1	-0.2	0.6	0.8	0.1	0.0
Air brake and other brake equipment.....		336510-541	-	-0.6	1.5	0.0	0.4	-
Secondary products and miscellaneous receipts.....		336510-SM						
Miscellaneous receipts.....		336510-M	-	0.0	0.0	0.0	0.0	-
Secondary products.....		336510-S1	2.5	1.0	0.0	0.0	0.0	0.0
Ship and boat building.....	3366		5.2	0.7	0.2	0.3	0.1	0.7
Ship and boat building.....	33661		5.2	0.7	0.2	0.3	0.1	0.7
Ship building and repairing.....	336611		4.6	0.8	0.2	0.4	0.1	1.0
Primary products.....		336611-P	3.9	0.8	0.2	0.4	0.1	1.0
Ship repair, nonmilitary.....		336611-A	23.7	3.7	2.7	0.1	0.4	2.7
Military self-propelled ships, new construction.....		336611-5	-0.6	0.4	-0.6	0.0	0.1	0.0
Ship repair, military.....		336611-8	3.1	0.7	0.5	0.0	0.0	0.5
Nonmilitary self-propelled ships, new construction.....		336611-9	2.1	0.0	0.0	1.3	0.0	0.0
Secondary products and miscellaneous receipts.....		336611-SM2						
Boat building.....	336612		7.4	0.4	0.2	0.1	0.1	0.1
Primary products.....		336612-P	7.0	0.4	0.2	0.1	0.1	0.1
Outboard motorboats, including commercial and military (except sailboats and lifeboats).....		336612-1	9.2	0.1	0.2	0.1	0.1	0.0
Outboard motorboats, wood or metal, incl. comm. and military (exc. sailboats and lifeboats).....		336612-11	9.8	0.2	0.2	0.2	0.4	0.1
Outboard motorboats, plastics/fiberglass, incl. comm. and mil. (exc. sailboats and lifeboats).....		336612-14	8.8	0.1	0.2	0.1	0.0	0.0
Inboard motorboats, including commercial and military (except sailboats and lifeboats).....		336612-3	5.3	0.0	1.0	0.3	0.1	0.0
Inboard cabin cruisers, including commercial and military (except sailboats and lifeboats).....		336612-31	6.4	1.0	0.7	0.5	0.2	0.0
Other inboard motorboats, including commercial and military (except sailboats and lifeboats).....		336612-32	3.2	-2.0	1.6	0.0	0.0	0.0
Inboard-outdrive boats, including commercial and military (except sailboats and lifeboats).....		336612-5	5.1	0.0	0.3	0.0	0.0	0.6
All other inboard-outdrive boats, incl. comm. and military (except sailboats and lifeboats).....		336612-52	4.0	0.0	0.3	0.0	0.0	0.6
All other boats (excluding military and commercial).....		336612-8	6.2	6.7	0.0	0.0	0.0	0.5
Secondary products and miscellaneous receipts.....		336612-SM						
Miscellaneous receipts.....		336612-M	11.1	0.0	0.0	0.0	0.0	0.7
Other transportation equipment manufacturing.....	3369		3.4	1.9	0.0	0.3	-0.2	0.1
Other transportation equipment manufacturing.....	33699		3.4	1.9	0.0	0.3	-0.2	0.1
Motorcycle, bicycle, and parts mfg.....	336991		3.3	0.3	0.0	0.9	-0.5	0.2
Primary products.....		336991-P	3.4	0.3	0.0	0.9	-0.6	0.2
Motorcycles, including three-wheel motorbikes, motorscooters, mopeds, and parts.....		336991-3	5.3	0.4	0.0	2.3	0.0	0.0
Bicycles, including parts (excluding children's 2-wheel sidewalk cycles).....		336991-4	-5.7	0.0	0.0	-6.0	-3.8	1.2
Cycles, all types, tubular construction.....		336991-42	-8.0	0.0	0.0	-10.9	0.1	0.7
Parts for bicycles, unicycles, and adult tricycles.....		336991-45	-3.6	0.0	0.0	-1.4	-7.1	1.8
Secondary products and miscellaneous receipts.....		336991-SM						
Secondary products.....		336991-S	-	0.0	0.0	4.3	-	-
All other transportation equipment mfg.....	336999		3.4	3.2	0.0	-0.1	0.1	0.0
Primary products.....		336999-P	3.5	3.3	0.0	-0.1	0.0	0.0
All-terrain vehicles and parts.....		336999-4	6.6	6.7	0.0	0.0	0.0	-0.1
All other miscellaneous transportation equipment.....		336999-6	4.0	2.8	0.0	-0.1	0.1	0.0
Secondary products and miscellaneous receipts.....		336999-SM						
Secondary products.....		336999-S	3.2	0.0	0.0	0.0	0.7	0.1
Furniture & related product mfg.....	337		5.6	0.2	0.4	0.2	-0.1	0.3
HH & institutional furniture & kitchen cabinet mfg.....	3371		4.8	0.5	0.3	0.1	0.1	0.2
Wood kitchen cabinet & countertop mfg.....	33711		3.3	0.0	0.0	0.0	0.6	0.5
Wood kitchen cabinet and countertop mfg.....	337110		3.3	0.0	0.0	0.0	0.6	0.5
Primary products.....		337110-P	3.2	0.0	0.0	0.0	0.4	0.5
Custom wood kitchen cabinets, bathroom vanities, and related cabinet sold directly to customers.....		337110-H	1.8	0.0	0.0	0.0	1.0	0.0
Stock wood kitchen cabinets and related cabinetwork for permanent installation. ...		337110-1	2.6	0.0	0.0	0.0	0.4	1.1

See footnotes at end of table.

Table 12. Producer price index percentage changes for the net output of selected industries and their products, not seasonally adjusted — Continued
 [May 2023]

Title ¹	Industry code	Product code	Unadjusted 12-month percent change ²	Unadjusted 1-month percent change ²					
				May 2022 to May 2023 ^P	Dec. to Jan.	Jan. to Feb. ^P	Feb. to Mar. ^P	Mar. to Apr. ^P	Apr. to May ^P
Wood kitchen cabinet and countertop mfg - Continued									
Secondary products and miscellaneous receipts.....		337110-SM							
Household & institutional furniture mfg.....	33712		5.5	0.7	0.5	0.1	-0.2	0.1	
Upholstered household furniture mfg.....	337121		5.7	0.4	0.4	0.0	0.1	0.0	
Primary products.....		337121-P	7.0	0.4	0.4	0.0	0.1	0.0	
Upholstered household furniture, excl. dual-purpose sleep furniture.....		337121-1	6.9	0.5	0.5	0.0	0.1	0.0	
Upholstered household sofas, davenports, settees, and loveseats, except custom.....		337121-11	6.9	-0.1	0.6	0.2	0.0	0.0	
Upholstered household sectional sofa pieces, except custom.....		337121-12	6.7	1.5	0.4	0.1	0.0	0.0	
Upholstered household rocking chairs, including swivel rockers, except custom.....		337121-13	-0.6	0.0	0.0	-4.7	2.4	0.5	
Other upholstered household furniture, including custom sold at retail.....		337121-15	2.3	0.0	0.3	0.0	0.2	0.1	
Dual-purpose sleep furniture incl. futon, conv. sofa, jackknife & chair beds, except custom.....		337121-4	10.5	0.0	-0.1	0.2	0.0	0.0	
Secondary products and miscellaneous receipts.....		337121-SM							
Miscellaneous receipts.....		337121-M	-	0.0	0.0	0.0	-	-	
Nonupholstered wood household furniture mfg.....	337122		2.0	3.4	0.9	0.4	-1.6	-0.1	
Primary products.....		337122-P	1.8	2.6	0.9	0.6	-2.3	-0.1	
Wood dining room, kitchen, outdoor, and ready-to-assemble furniture, excl. cabinets and custom.....		337122-G	-	6.5	-0.2	1.7	-2.6	0.0	
Wood household den, family room, library, and living room furniture, except custom.....		337122-1	1.7	1.8	0.7	0.0	-0.9	0.0	
Wood bedroom furniture, including infants' and children's, except custom.....		337122-8	2.2	0.4	0.4	0.0	0.6	-0.2	
Secondary products and miscellaneous receipts.....		337122-SM							
Secondary products.....		337122-S	14.3	18.2	1.7	0.0	1.4	-0.3	
Household furniture (except wood and upholstered) mfg.....	337126		9.0	0.2	0.6	0.0	-0.2	0.1	
Primary products.....		337126-P	4.6	0.1	0.4	0.1	-0.2	0.0	
Metal dining room and kitchen furniture, incl. padded and plain chairs and stools..		337126-1	-3.3	0.0	-0.3	1.2	-3.6	0.0	
Metal outdoor and casual furniture, incl. beach, lawn, garden and porch.....		337126-3	8.9	0.0	0.0	0.0	0.0	0.0	
Nonupholstered household furniture (except wood and metal).....		337126-6	-	0.3	0.0	0.0	0.0	-	
Secondary products and miscellaneous receipts.....		337126-SM							
Secondary products.....		337126-S	6.2	1.1	1.8	-0.8	0.1	1.1	
Institutional furniture mfg.....	337127		7.2	0.1	0.5	0.1	0.2	0.3	
Primary products.....		337127-P	7.4	0.1	0.5	0.1	0.1	0.3	
Other institutional furniture.....		337127-B	8.1	0.2	0.0	0.3	1.0	0.6	
School furniture (except stone and concrete), excl. library furniture.....		337127-1	9.4	0.2	1.1	0.0	0.4	0.0	
Public building and related furniture, excl. bar, bowling, cafeteria, restaurant and school.....		337127-5	5.4	0.0	0.8	0.0	-0.1	0.3	
Public furniture (bar, bowling center, cafeteria, and restaurant).....		337127-8	7.3	0.0	0.0	0.0	-1.5	0.0	
Secondary products and miscellaneous receipts.....		337127-SM							
Miscellaneous receipts.....		337127-M	13.8	1.9	0.0	0.0	3.9	0.0	
Secondary products.....		337127-S	0.9	-0.1	-0.1	0.4	-0.5	0.9	
Office furniture (including fixtures) mfg.....	3372		7.0	-0.8	0.6	0.5	-0.3	0.4	
Office furniture (including fixtures) mfg.....	33721		7.0	-0.8	0.6	0.5	-0.3	0.4	
Wood office furniture mfg.....	337211		4.2	0.1	1.1	0.2	0.4	0.1	
Primary products.....		337211-P	4.4	0.1	1.3	0.2	0.4	0.0	
Wood office furniture panel systems, desking systems, and other wood office furniture.....		337211-A	3.1	0.0	0.0	0.1	0.1	0.0	
Wood office seating, including upholstered.....		337211-1	1.7	0.4	2.8	0.1	0.4	0.0	
Wood office desks and desk extensions.....		337211-4	9.9	0.0	2.1	0.4	0.5	0.0	
Wood office files, storage units, and tables.....		337211-7	3.8	0.0	0.2	0.3	0.4	0.0	
Secondary products and miscellaneous receipts.....		337211-SM							
Secondary products.....		337211-S	3.2	0.6	0.0	0.0	0.5	1.0	
Custom architectural woodwork and millwork.....	337212		5.9	0.5	1.4	0.6	0.0	-1.2	
Primary products.....		337212-P	6.3	0.5	1.4	0.6	0.0	-1.1	
Custom architectural woodwork, millwork, and fixtures.....		337212-0	6.3	0.5	1.4	0.6	0.0	-1.1	
Secondary products and miscellaneous receipts.....		337212-SM							
Office furniture, except wood, mfg.....	337214		12.7	0.2	0.3	0.3	-2.6	2.4	
Primary products.....		337214-P	13.2	0.2	0.3	0.3	-2.6	2.5	
Office seating, including upholstered, except wood.....		337214-1	8.6	-0.3	-0.2	-0.5	-6.3	4.9	
Office files, storage units, and tables, except wood.....		337214-7	12.7	1.3	0.0	1.3	-3.9	7.1	
Secondary products and miscellaneous receipts.....		337214-SM							
Showcases, partitions, shelving, and lockers mfg.....	337215		2.2	-3.3	-0.2	0.6	1.8	-0.3	

See footnotes at end of table.

Table 12. Producer price index percentage changes for the net output of selected industries and their products, not seasonally adjusted — Continued
 [May 2023]

Title ¹	Industry code	Product code	Unadjusted 12-month percent change ²	Unadjusted 1-month percent change ²				
				May 2022 to May 2023 ^P	Dec. to Jan.	Jan. to Feb. ^P	Feb. to Mar. ^P	Mar. to Apr. ^P
Showcases, partitions, shelving, and lockers mfg - Continued								
Primary products.....		337215-P	1.2	-3.3	-0.2	0.6	1.8	-0.4
Bookstacks and other shelving, except wood.....		337215-A2	—	—	—	—	—	—
Storage racks and accessories, except wood.....		337215-E	-13.3	-6.4	0.0	4.3	6.1	0.0
Fixtures (bank, office, and store), except wood.....		337215-G	—	1.3	-0.6	0.0	—	—
Wood furniture dimensions and nonwood furniture parts and frames.....		337215-L	—	0.3	-2.9	1.5	8.3	—
Secondary products and miscellaneous receipts.....		337215-SM						
Other furniture related product mfg.....	3379		4.4	1.0	0.4	0.0	0.0	0.0
Mattress mfg.....	33791		2.3	1.2	0.5	0.0	-0.1	0.0
Mattress mfg.....	337910		2.3	1.2	0.5	0.0	-0.1	0.0
Primary products.....		337910-P	2.3	1.2	0.5	0.0	-0.1	0.0
Mattress and foundation sets.....		337910-E	-1.6	0.0	1.0	0.0	0.0	0.0
Innerspring mattresses, excluding crib-size.....		337910-1	4.5	2.2	0.3	-0.1	0.0	0.0
Other mattresses, including crib, foam, waterbed mattresses and mattress inserts.....		337910-4	6.8	1.7	0.4	0.0	0.0	0.0
Foundations, excl. innerspring units, hybrid-type flotation, ensembles, and adjustable units.....		337910-7	2.3	0.2	0.0	0.6	-0.6	0.0
Secondary products and miscellaneous receipts.....		337910-SM						
Blind & shade mfg.....	33792		13.6	0.5	0.0	0.1	0.0	0.0
Blind and shade mfg.....	337920		13.6	0.5	0.0	0.1	0.0	0.0
Primary products.....		337920-P	16.3	0.6	0.0	0.1	0.0	0.0
Other blinds and shades, including curtain and drapery fixtures, poles and rods... ..		337920-8	—	—	0.0	0.0	0.0	-0.1
Secondary products and miscellaneous receipts.....		337920-SM						
Miscellaneous mfg.....	339		4.5	1.2	0.0	0.3	0.0	0.8
Medical equipment & supplies mfg.....	3391		3.3	1.3	0.0	0.3	-0.2	0.5
Medical equipment & supplies mfg.....	33911		3.3	1.3	0.0	0.3	-0.2	0.5
Surgical and medical instrument mfg.....	339112		2.9	1.4	-0.1	0.1	-0.1	0.4
Primary products.....		339112-P	3.0	1.3	-0.2	0.1	-0.1	0.4
Surgical and medical instruments.....		339112-0	3.0	1.3	-0.2	0.1	-0.1	0.4
Surgical and orthopedic instruments.....		339112-01	2.0	0.4	0.0	0.4	0.0	0.7
Surgical and medical catheters.....		339112-05	-1.8	-0.1	-0.6	0.2	-0.4	0.0
Other surgical and medical apparatus and instruments, excluding parts.....		339112-06	4.1	3.7	-0.3	-0.3	-0.2	0.0
Parts for surgical and medical apparatus and instruments.....		339112-09	3.7	1.2	0.0	1.1	0.0	-0.3
Secondary products and miscellaneous receipts.....		339112-SM						
Secondary products.....		339112-S	—	0.0	0.0	-0.6	0.0	0.2
Surgical appliance and supplies mfg.....	339113		3.9	1.7	-0.1	0.6	-0.4	0.7
Primary products.....		339113-P	4.1	1.8	-0.1	0.6	-0.4	0.7
Medical and surgical appliances and supplies, incl. orthopedic, prosthetic, and therapeutic.....		339113-2	2.7	1.1	-0.1	0.7	-0.7	0.9
Artificial joints and limbs.....		339113-21	—	—	-1.1	1.2	-3.7	—
Other orthopedic and prosthetic appliances.....		339113-22	-0.5	0.6	-0.1	0.7	0.0	-1.7
Other medical and surgical appliances and supplies.....		339113-27	3.5	1.4	0.1	0.5	0.0	0.4
Hospital beds and specialized hospital furniture.....		339113-4	15.7	—	—	—	0.0	1.0
Personal industrial and nonindustrial safety equipment and clothing.....		339113-6	5.3	0.2	0.1	0.6	0.4	0.0
Secondary products and miscellaneous receipts.....		339113-SM						
Secondary products.....		339113-S	2.9	0.3	0.1	0.2	0.0	-0.3
Dental equipment and supplies mfg.....	339114		4.5	0.4	0.4	0.6	-0.3	0.3
Primary products.....		339114-P	4.4	0.4	0.4	0.1	0.0	0.3
Dental professional equipment and supplies.....		339114-1	5.1	0.9	0.3	0.0	0.0	0.1
Professional dental equipment.....		339114-11	9.0	—	—	0.0	0.0	0.0
Professional dental supplies.....		339114-12	1.9	0.7	0.0	0.1	-0.1	0.3
Secondary products and miscellaneous receipts.....		339114-SM						
Miscellaneous receipts.....		339114-M	—	—	—	—	—	—
Ophthalmic goods mfg.....	339115		2.2	0.0	0.8	0.0	0.0	0.0
Primary products.....		339115-P	2.3	0.0	0.7	0.0	0.0	0.0
Secondary products and miscellaneous receipts.....		339115-SM						
Other miscellaneous mfg.....	3399		5.9	1.0	0.0	0.3	0.3	1.2
Jewelry & silverware mfg.....	33991		4.5	1.8	-0.8	0.6	1.4	0.6
Jewelry and silverware mfg.....	339910		4.5	1.8	-0.8	0.6	1.4	0.6
Primary products.....		339910-P	4.7	1.8	-0.8	0.6	1.4	0.6
Jewelry, gold and platinum.....		339910-1	4.2	1.7	-2.0	0.9	1.5	1.1

See footnotes at end of table.

Table 12. Producer price index percentage changes for the net output of selected industries and their products, not seasonally adjusted — Continued
 [May 2023]

Title ¹	Industry code	Product code	Unadjusted 12-month percent change ²	Unadjusted 1-month percent change ²				
				May 2022 to May 2023 ^P	Dec. to Jan.	Jan. to Feb. ^P	Feb. to Mar. ^P	Mar. to Apr. ^P
Jewelry and silverware mfg - Continued								
Costume jewelry and novelties.....		339910-4	7.0	4.1	0.9	0.0	1.1	0.0
All other jewelry and personal goods (excluding costume).....		339910-8	2.6	0.3	0.3	-0.4	1.3	0.1
Secondary products and miscellaneous receipts.....		339910-SM						
Miscellaneous receipts.....		339910-M	—	0.1	0.0	0.1	0.3	—
Sporting & athletic goods mfg.....	33992		2.7	1.3	0.2	0.0	0.1	0.4
Sporting and athletic goods mfg.....								
Primary products.....	339920		2.7	1.3	0.2	0.0	0.1	0.4
Other sporting and athletic goods.....		339920-P	2.9	1.3	0.2	0.0	0.1	0.4
Golf equipment, excluding apparel and shoes.....		339920-A	2.7	1.2	0.7	0.0	0.0	0.0
Playground equipment.....		339920-4	0.8	3.0	-0.4	0.2	0.4	-0.4
Gymnasium and exercise equipment.....		339920-5	13.7	2.2	0.0	0.0	0.0	3.5
Secondary products and miscellaneous receipts.....		339920-7	1.5	0.0	0.0	0.0	0.0	0.0
Secondary products.....		339920-SM						
		339920-S	4.1	0.5	-0.6	0.0	0.0	0.5
Doll, toy & game mfg.....	33993		5.6	1.0	0.0	0.2	0.0	0.0
Doll, toy, and game mfg.....								
Primary products.....	339930		5.6	1.0	0.0	0.2	0.0	0.0
Models (operating & static), craft kits/supply, natural science kits, & collectors' miniatures.....		339930-P	3.5	1.7	0.0	0.2	0.0	0.0
Other nonelectronic toys, including parts.....		339930-6	0.8	0.5	0.0	0.0	0.0	0.0
Secondary products and miscellaneous receipts.....		339930-8	6.4	3.2	0.0	0.0	0.0	0.0
		339930-SM						
Office supplies (exc paper) mfg.....	33994		6.2	1.3	1.5	0.8	-0.3	0.0
Office supplies, except paper, mfg.....								
Primary products.....	339940		6.2	1.3	1.5	0.8	-0.3	0.0
Pens, mechanical pencils, markers, and associated parts.....		339940-P	5.9	1.1	1.6	0.8	-0.4	0.0
Lead pencils, art goods, office supplies & small office equipment, excluding paper.....		339940-1	7.7	0.0	2.0	5.0	0.0	0.0
Marking devices.....		339940-2	6.8	1.7	0.8	0.0	0.0	0.0
Secondary products and miscellaneous receipts.....		339940-3	3.2	2.0	0.0	0.9	0.0	0.0
Miscellaneous receipts.....		339940-SM						
Secondary Products.....		339940-M	8.8	5.6	0.0	0.0	0.0	0.0
		339940-S	7.3	0.0	0.1	0.2	0.0	0.1
Sign mfg.....	33995		11.8	0.8	0.0	0.0	0.0	4.1
Sign mfg.....								
Primary products.....	339950		11.8	0.8	0.0	0.0	0.0	4.1
Electric signs and displays, including trade show exhibits.....		339950-P	12.7	0.7	0.0	0.0	0.0	4.4
Nonelectric signs and displays, including trade show exhibits.....		339950-1	—	0.0	0.0	—	—	—
Secondary products and miscellaneous receipts.....		339950-4	13.4	1.4	0.0	0.0	0.0	4.6
		339950-SM						
All other misc mfg.....	33999		4.8	0.8	0.0	0.5	0.3	0.3
Gasket, packing, and sealing device mfg.....								
Primary products.....	339991		7.6	2.3	0.0	0.1	0.0	0.5
Compression packing.....		339991-P	8.0	2.4	0.0	0.1	0.1	0.5
Molded packing and seals.....		339991-1	4.4	3.3	0.0	0.0	0.0	0.0
Nonmetallic gaskets and gasketing.....		339991-2	8.7	1.0	0.0	0.0	0.3	0.5
Metallic gaskets and machined seals.....		339991-3	9.3	3.3	0.0	0.3	0.0	0.0
Rotary oil seals.....		339991-7	3.1	0.2	0.0	0.0	0.0	1.7
Secondary products and miscellaneous receipts.....		339991-9	14.5	3.3	0.0	0.0	0.0	0.0
Miscellaneous receipts.....		339991-SM						
Secondary products.....		339991-M	1.7	1.3	0.0	0.0	0.0	0.0
		339991-S	10.0	2.7	0.2	0.0	0.0	0.2
Musical instrument mfg.....	339992		5.9	0.3	0.4	0.0	0.2	1.5
Musical instrument mfg.....								
Primary products.....		339992-P	6.5	0.3	0.4	0.0	0.2	1.5
Nonelectronic pianos, organs, and nonelectronic pianos and organ parts, excluding benches.....		339992-A	—	0.0	0.0	0.0	0.0	—
Other musical instruments and parts.....		339992-7	7.4	0.3	0.5	0.0	0.2	1.8
Other electronic musical instruments, excluding electronic organs.....		339992-71	4.5	0.0	0.0	0.0	0.0	2.5
Other nonelectronic musical instruments.....		339992-72	9.5	0.5	0.0	0.0	0.0	2.5
Parts and accessories for other musical instruments, sold separately, excl. benches & cases.....		339992-73	—	0.8	—	—	—	—
Secondary products and miscellaneous receipts.....		339992-SM						
Miscellaneous receipts.....		339992-M	1.2	6.1	0.0	0.0	0.0	0.0
Fastener, button, needle, and pin mfg.....	339993		6.0	0.0	0.0	0.0	1.4	0.0
Fastener, button, needle, and pin mfg.....								
Primary products.....		339993-P	5.5	0.0	0.0	0.0	1.4	0.0
Fasteners, zippers, buttons, needles, pins, and buckles (except precious metal) ..		339993-0	5.5	0.0	0.0	0.0	1.4	0.0

See footnotes at end of table.

Table 12. Producer price index percentage changes for the net output of selected industries and their products, not seasonally adjusted — Continued
 [May 2023]

Title ¹	Industry code	Product code	Unadjusted 12-month percent change ²	Unadjusted 1-month percent change ²				
				May 2022 to May 2023 ^P	Dec. to Jan.	Jan. to Feb. ^P	Feb. to Mar. ^P	Mar. to Apr. ^P
Fastener, button, needle, and pin mfg - Continued								
Secondary products and miscellaneous receipts.....		339993-SM						
Broom, brush, and mop mfg.....	339994		4.6	0.7	1.0	0.0	0.1	0.0
Primary products.....		339994-P	5.6	0.7	0.9	0.0	0.1	0.0
Brooms, mops and dusters.....		339994-1	4.7	0.4	0.1	0.0	0.0	0.0
Mops and dusters, including refills.....		339994-13	4.2	0.0	0.0	0.0	0.0	0.0
Paint and varnish brushes, paint holders, pads, roller frames and rollers.....		339994-3	3.2	1.8	1.4	0.0	0.0	0.0
Paint and varnish brushes.....		339994-31	4.9	3.8	1.1	0.0	0.0	0.0
Paint holders, pads, roller frames and rollers.....		339994-32	1.8	0.1	1.7	0.0	0.0	0.0
Other types of brushes.....		339994-5	6.5	0.5	1.3	0.0	0.3	0.1
Personal brushes.....		339994-51	0.7	0.0	0.0	0.0	0.7	0.0
All other types of brushes, except personal.....		339994-52	13.1	0.9	2.1	0.0	0.0	0.1
Secondary and miscellaneous receipts.....		339994-SM						
Burial casket mfg.....	339995		18.0	3.3	0.0	0.0	5.1	0.0
Primary products.....		339995-P	17.9	3.3	0.0	0.0	5.1	0.0
Metal burial caskets and coffins, completely lined and trimmed, adult sizes only. ..		339995-1	21.1	0.0	0.0	0.0	6.8	0.0
Secondary products and miscellaneous receipts.....		339995-SM						
All other miscellaneous mfg.....	339999		2.6	0.1	-0.2	0.9	0.1	0.1
Primary products.....		339999-P	2.6	0.0	-0.1	1.0	0.1	0.1
Mirror and picture frames and framed pictures.....		339999-E	4.7	0.0	0.0	0.0	0.0	0.0
All other miscellaneous fabricated products, incl. fire extinguishers and umbrellas.....		339999-L	2.5	0.1	-0.1	1.4	0.1	0.2
Candles, including tapers.....		339999-5	2.0	0.0	0.0	0.0	0.0	0.0
Secondary products and miscellaneous receipts.....		339999-SM						
Secondary products.....		339999-S	0.7	-0.6	-3.4	0.1	0.0	0.7
Services industries								
Merchant wholesalers, durable goods.....	423		1.8	0.4	0.4	1.9	1.3	-0.7
Motor vehicle and parts merchant wholesalers.....	4231		-8.1	-5.3	4.0	1.4	0.6	-1.9
Motor vehicle and parts merchant wholesalers.....	42310		-8.1	-5.3	4.0	1.4	0.6	-1.9
Motor vehicle and parts merchant wholesalers.....	423100		-8.1	-5.3	4.0	1.4	0.6	-1.9
Primary services.....		423100-P	-9.4	-5.5	4.1	1.5	-0.2	-2.0
Motor vehicle and parts wholesaler services.....		423100-1	-9.4	-5.5	4.1	1.5	-0.2	-2.0
Furniture and home furnishing merchant wholesalers.....	4232		8.9	1.0	-1.3	4.6	1.1	0.0
Furniture and home furnishing merchant wholesalers.....	42320		8.9	1.0	-1.3	4.6	1.1	0.0
Furniture and home furnishing merchant wholesalers.....	423200		8.9	1.0	-1.3	4.6	1.1	0.0
Primary services.....		423200-P	9.1	1.0	-1.3	4.6	1.1	0.0
Furniture and home furnishing wholesaler services.....		423200-1	9.1	1.0	-1.3	4.6	1.1	0.0
Lumber and other construction materials merchant wholesalers.....	4233		-12.7	-2.7	-2.6	0.0	1.4	-1.5
Lumber and other construction materials merchant wholesalers.....	42330		-12.7	-2.7	-2.6	0.0	1.4	-1.5
Lumber and other construction materials merchant wholesalers.....	423300		-12.7	-2.7	-2.6	0.0	1.4	-1.5
Primary services.....		423300-P	-13.1	-2.8	-2.6	0.0	1.4	-1.6
Lumber and other construction material wholesaler services.....		423300-1	-13.1	-2.8	-2.6	0.0	1.4	-1.6
Other receipts.....		423300-SM	-	-	-0.9	-0.2	0.0	0.0
Professional and commercial equipment and supplies merchant wholesalers.....	4234		3.0	5.1	0.1	0.4	-2.8	-0.3
Professional and commercial equipment and supplies merchant wholesalers.....	42340		3.0	5.1	0.1	0.4	-2.8	-0.3
Professional and commercial equipment and supplies merchant wholesalers.....	423400		3.1	5.1	0.1	0.4	-2.8	-0.3
Primary services.....		423400-P	2.0	5.9	-1.6	0.3	-3.4	-0.4
Professional and commercial equipment and supplies wholesaler services.....		423400-1	2.0	5.9	-1.6	0.3	-3.4	-0.4
Other receipts.....		423400-SM	-	-	-	-	1.0	-
Metal and mineral (except petroleum) merchant wholesalers.....	4235		-11.8	16.7	2.5	12.5	1.5	-0.6
Metal and mineral (except petroleum) merchant wholesalers.....	42350		-11.8	16.7	2.5	12.5	1.5	-0.6
Metal and mineral (except petroleum) merchant wholesalers.....	423500		-11.7	16.7	2.5	12.6	1.6	-0.6
Primary services.....		423500-P	-10.9	16.7	2.5	12.6	1.7	-0.2
Metals and minerals wholesaler services.....		423500-1	-10.9	16.7	2.5	12.6	1.7	-0.2
Household appliances and electrical and electronic goods merchant wholesalers.....	4236		12.5	0.0	-1.5	2.0	5.7	0.6
Household appliances and electrical and electronic goods merchant wholesalers.....	42360		12.5	0.0	-1.5	2.0	5.7	0.6
Household appliances and electrical and electronic goods merchant wholesalers.....	423600		12.5	0.1	-1.5	2.1	5.7	0.6

See footnotes at end of table.

Table 12. Producer price index percentage changes for the net output of selected industries and their products, not seasonally adjusted — Continued
 [May 2023]

Title ¹	Industry code	Product code	Unadjusted 12-month percent change ²	Unadjusted 1-month percent change ²				
			May 2022 to May 2023 ^P	Dec. to Jan.	Jan. to Feb. ^P	Feb. to Mar. ^P	Mar. to Apr. ^P	Apr. to May ^P
Household appliances and electrical and electronic goods merchant wholesalers - Continued								
Primary services.....		423600-P	7.7	0.5	-2.4	3.7	0.5	0.7
Household appliances, electrical, and electronics wholesaler services.....		423600-1	7.7	0.5	-2.4	3.7	0.5	0.7
Hardware, plumbing and heating equipment and supplies merchant wholesalers.....	4237		-13.4	-2.8	0.6	-1.4	-0.4	-2.6
Hardware, plumbing and heating equipment and supplies merchant wholesalers.....	42370		-13.4	-2.8	0.6	-1.4	-0.4	-2.6
Hardware, plumbing, and heating equipment and supplies merchant wholesalers.....	423700		-14.0	-2.8	0.6	-1.4	-0.4	-2.6
Primary services.....		423700-P	-2.8	-2.8	0.6	-1.4	-0.4	-2.6
Hardware, plumbing, and heating equipment and supplies wholesaler services....		423700-1	-2.8	-2.8	0.6	-1.4	-0.4	-2.6
Machinery, equipment, and supplies merchant wholesalers.....	4238		12.3	0.7	-1.8	0.7	0.8	0.1
Machinery, equipment, and supplies merchant wholesalers.....	42380		12.3	0.7	-1.8	0.7	0.8	0.1
Machinery and supply merchant wholesalers.....	423800		12.3	0.7	-1.9	0.7	0.8	0.1
Primary services.....		423800-P	11.1	-0.3	-2.6	1.5	0.1	-0.2
Machinery and supply wholesaler services.....		423800-1	11.1	-0.3	-2.6	1.5	0.1	-0.2
Other receipts.....		423800-SM	17.9	5.8	1.7	-2.9	4.0	1.2
Miscellaneous durable goods merchant wholesalers (except materials recyclers).....	4239		2.2	1.2	-0.7	-1.2	2.8	-1.6
Miscellaneous durable goods merchant wholesalers (except materials recyclers).....	42390		2.2	1.2	-0.7	-1.2	2.8	-1.6
Miscellaneous durable goods, except recyclable material, merchant wholesalers.....	423900		2.1	1.2	-0.7	-1.2	2.8	-1.5
Primary services.....		423900-P	2.1	1.2	-0.7	-1.3	2.8	-1.7
Miscellaneous durable goods wholesaler services.....		423900-1	2.1	1.2	-0.7	-1.3	2.8	-1.7
Merchant wholesalers, nondurable goods.....	424		5.2	-0.5	0.1	-1.8	3.8	0.5
Paper and paper product merchant wholesalers.....	4241		12.7	-1.3	-0.8	1.4	0.3	0.6
Paper and paper product merchant wholesalers.....	42410		12.7	-1.3	-0.8	1.4	0.3	0.6
Paper and paper product merchant wholesalers.....	424100		12.7	-1.3	-0.8	1.4	0.4	0.6
Primary services.....		424100-P	12.7	-1.3	-0.7	1.5	0.5	0.5
Paper wholesaler services.....		424100-1	12.7	-1.3	-0.7	1.5	0.5	0.5
Wholesaling of paper and paper products.....		424100-11	10.4	-1.5	-0.7	0.9	0.1	0.2
Wholesaling of all other goods, except paper and paper products.....		424100-12	33.9	0.3	-0.7	6.3	3.6	3.0
Drugs and druggists' sundries merchant wholesalers.....	4242		6.0	6.9	-2.1	-1.7	1.3	-0.9
Drugs and druggists' sundries merchant wholesalers.....	42420		6.0	6.9	-2.1	-1.7	1.3	-0.9
Drugs and druggists' sundries merchant wholesalers.....	424200		6.0	6.9	-2.1	-1.7	1.3	-0.9
Primary products.....		424200-P	6.0	6.9	-2.1	-1.7	1.3	-0.9
Wholesaling of pharmaceuticals.....		424200-1	4.4	4.6	-3.9	-3.3	3.7	-1.1
Wholesaling of all other goods, except pharmaceuticals.....		424200-2	0.7	10.2	0.4	0.4	-1.9	-0.7
Apparel and piece goods merchant wholesalers.....	4243		10.7	-1.6	7.1	-5.5	6.6	-0.4
Apparel and piece goods merchant wholesalers.....	42430		10.7	-1.6	7.1	-5.5	6.6	-0.4
Apparel and piece goods merchant wholesalers.....	424300		10.7	-1.6	7.1	-5.5	6.6	-0.4
Primary services.....		424300-P	10.7	-1.6	7.1	-5.5	6.6	-0.4
Apparel wholesaler services.....		424300-1	10.7	-1.6	7.1	-5.5	6.6	-0.4
Wholesaling of apparel.....		424300-11	10.3	-3.8	9.1	-4.6	2.6	0.8
Grocery and related product merchant wholesalers.....	4244		7.3	-0.4	-3.1	0.5	4.8	1.6
Grocery and related product merchant wholesalers.....	42440		7.3	-0.4	-3.1	0.5	4.8	1.6
Grocery and related product merchant wholesalers.....	424400		7.3	-0.4	-3.1	0.5	4.8	1.6
Primary services.....		424400-P	7.4	-0.4	-3.1	0.5	4.8	1.7
Grocery and related product wholesaler services.....		424400-1	7.4	-0.4	-3.1	0.5	4.8	1.7
Wholesaling of fresh meat, seafood, dairy, and fruits and vegetables.....		424400-11	12.7	-4.9	-1.7	3.9	1.9	7.6
Wholesaling of packaged frozen and canned foods.....		424400-12	6.4	1.3	2.0	1.0	0.7	-0.7
Wholesaling of baked goods, non-alcoholic beverages, and all other groceries...		424400-13	8.7	2.1	-2.6	-3.4	12.8	-1.2
Wholesaling of all other goods, except groceries.....		424400-14	-13.6	0.8	-23.3	3.7	-2.7	0.0
Farm product raw material merchant wholesalers.....	424500		-	-	3.9	-4.8	12.1	2.8
Primary services.....		424500-P	-	-	4.2	-5.1	12.9	3.0
Farm product raw material wholesaler services.....		424500-1	-	-	4.2	-5.1	12.9	3.0
Wholesaling of grain and field beans.....		424500-11	-	-	23.8	-21.9	38.7	-
Wholesaling of all other goods.....		424500-13	-	7.6	-16.7	21.4	-13.3	3.0
Chemicals and allied products merchant wholesalers.....	4246		-5.0	-1.4	0.5	-0.3	-0.4	2.4
Chemicals and allied products merchant wholesalers.....	42460		-5.0	-1.4	0.5	-0.3	-0.4	2.4

See footnotes at end of table.

Table 12. Producer price index percentage changes for the net output of selected industries and their products, not seasonally adjusted — Continued
 [May 2023]

Title ¹	Industry code	Product code	Unadjusted 12-month percent change ²	Unadjusted 1-month percent change ²				
				May 2022 to May 2023 ^P	Dec. to Jan.	Jan. to Feb. ^P	Feb. to Mar. ^P	Mar. to Apr. ^P
Chemicals and allied products merchant wholesalers - Continued								
Chemicals and allied products merchant wholesalers.....	424600		-4.9	-1.4	0.5	-0.3	-0.4	2.4
Primary services.....		424600-P	-5.1	-1.4	0.5	-0.3	-0.4	2.6
Wholesaling of chemicals, plastics, and allied products.....		424600-1	-6.3	-0.6	0.1	-0.4	-1.4	3.3
Wholesaling of all other goods, except chemicals, plastics, and allied products.		424600-2	15.7	-4.9	2.1	0.2	4.1	0.0
Petroleum and petroleum products merchant wholesalers.....	4247		8.3	-2.8	2.6	-4.5	7.4	-0.8
Petroleum and petroleum products merchant wholesalers.....	42470		8.3	-2.8	2.6	-4.5	7.4	-0.8
Petroleum and petroleum products merchant wholesalers.....	424700		8.3	-2.8	2.6	-4.5	7.4	-0.8
Primary services.....		424700-P	8.3	-2.8	2.6	-4.5	7.4	-0.8
Wholesaling of petroleum products.....		424700-1	8.4	-2.8	2.6	-4.5	7.4	-0.8
Wholesaling of all other goods, except petroleum products.....		424700-2	4.5	-3.5	2.9	-6.9	6.9	-1.7
Beer, wine, and distilled alcoholic beverage merchant wholesalers.....	4248		6.7	0.6	0.3	-1.4	0.9	-0.2
Beer, wine, and distilled alcoholic beverage merchant wholesalers.....	42480		6.7	0.6	0.3	-1.4	0.9	-0.2
Beer, wine, and distilled alcoholic beverage merchant wholesalers.....	424800		6.7	0.6	0.3	-1.4	0.9	-0.2
Primary services.....		424800-P	6.7	0.6	0.3	-1.4	0.9	-0.2
Alcoholic beverage wholesaler services.....		424800-1	6.7	0.6	0.3	-1.4	0.9	-0.2
Wholesaling of beer, wine, and distilled alcoholic beverages.....		424800-11	6.6	0.7	0.2	-1.4	1.0	-0.2
Wholesaling of all other goods, except alcoholic beverages.....		424800-12	8.6	0.5	6.5	-0.9	-1.0	-0.1
Miscellaneous nondurable goods merchant wholesalers.....	4249		3.0	0.3	2.9	-0.9	0.4	3.0
Miscellaneous nondurable goods merchant wholesalers.....	42490		3.0	0.3	2.9	-0.9	0.4	3.0
Miscellaneous nondurable goods merchant wholesalers.....	424900		3.0	0.3	2.9	-0.9	0.4	3.0
Primary services.....		424900-P	3.0	0.3	2.9	-0.9	0.4	2.9
Miscellaneous nondurable good wholesaler services.....		424900-1	3.0	0.3	2.9	-0.9	0.4	2.9
Material recyclers.....	429930		-18.5	6.8	3.4	7.8	-3.0	-5.3
Primary products.....		429930-P	-17.9	7.8	4.4	8.9	-3.1	-6.1
Ferrous metal scrap.....		429930-1	-21.1	10.7	6.0	12.1	-4.0	-8.2
Carbon steel scrap.....		429930-11	-20.0	10.8	6.1	14.1	-4.0	-8.8
Heavy melting scrap.....		429930-111	-	14.5	10.0	8.1	-6.6	-11.1
Carbon steel scrap bundles.....		429930-112	-24.9	11.3	6.0	20.8	0.0	-4.0
Shredded carbon steel scrap.....		429930-113	-15.5	9.0	7.5	14.6	-3.0	-6.7
Cut plate and structural scrap.....		429930-114	-14.2	10.9	6.2	9.6	-3.8	-8.9
Other carbon steel scrap.....		429930-115	-	-	-	-	-	-
Stainless and alloy steel scrap.....		429930-12	-33.2	7.1	4.9	-9.3	-0.8	-0.5
Other ferrous scrap.....		429930-14	-	25.4	-	-	-	-
Nonferrous metal scrap.....		429930-2	-16.0	0.2	-2.5	-2.2	0.8	-0.2
Copper base scrap.....		429930-21	-6.5	2.4	1.4	0.3	0.7	-4.3
No 1 copper wire, heavy.....		429930-211	-8.2	3.2	0.8	0.3	0.0	-4.1
No 2 copper wire, mixed.....		429930-212	-7.6	4.2	-0.1	0.4	0.5	-4.2
Yellow brass scrap.....		429930-213	-8.4	2.2	4.4	0.4	2.8	-4.9
Used beverage can scrap.....		429930-223	-28.6	0.4	8.9	-0.1	-4.1	-4.9
Other old aluminum base scrap.....		429930-224	-	2.5	2.4	-	-	-
Other nonferrous scrap (including lead, zinc and precious metals).....		429930-23	-15.4	-3.5	-10.8	-4.7	2.7	7.9
Recyclable paper.....		429930-3	-54.6	-4.3	7.8	-0.4	6.1	5.8
News and other low grade recyclable paper.....		429930-31	-56.9	-4.3	0.0	2.3	-4.3	0.7
Corrugated recyclable paper.....		429930-33	-53.9	-3.4	16.6	1.6	14.9	6.4
High grade recyclable paper (including pulp substitutes and deinking).....		429930-34	-53.9	-5.6	-3.0	-5.1	-7.5	6.2
Recyclable materials, excluding metals and paper.....		429930-4	-15.7	3.9	-5.8	-1.8	-6.5	-1.5
Recyclable plastics.....		429930-42	-	1.6	-0.7	-2.3	2.9	-
Other receipts.....		429930-SM1	-	-	-	-	-	-
Motor vehicle and parts dealers.....	441		-9.4	-4.9	-0.4	0.6	-1.1	1.6
Automobile dealers.....	4411		-13.1	-7.1	0.1	1.0	-1.4	1.9
New car dealers.....	44111		-13.1	-7.1	0.1	1.0	-1.4	1.9
New car dealers.....	441110		-13.4	-7.5	0.0	1.1	-1.6	2.1
Primary services.....		441110-P	-12.6	-8.4	-0.1	1.4	-1.9	2.6
Vehicle sales.....		441110-1	-24.1	-10.6	-0.2	1.6	-2.6	3.3
New vehicle sales.....		441110-101	-21.0	-11.1	-1.4	0.7	-3.4	3.9
Used vehicle sales.....		441110-102	-17.8	-6.5	8.5	7.3	2.7	0.0
Service labor and parts.....		441110-2	4.1	0.5	0.2	0.7	0.4	0.0
Other receipts.....		441110-SM	-14.6	-3.6	0.5	-0.2	0.1	0.0
Recreational vehicle dealers.....	44121		-35.4	14.4	-3.9	7.0	-4.1	-4.4

See footnotes at end of table.

Table 12. Producer price index percentage changes for the net output of selected industries and their products, not seasonally adjusted — Continued
 [May 2023]

Title ¹	Industry code	Product code	Unadjusted 12-month percent change ²	Unadjusted 1-month percent change ²				
			May 2022 to May 2023 ^P	Dec. to Jan.	Jan. to Feb. ^P	Feb. to Mar. ^P	Mar. to Apr. ^P	Apr. to May ^P
Recreational vehicle dealers - Continued								
Recreational vehicle dealers.....	441210		-35.4	14.4	-3.9	7.0	-4.1	-4.4
Primary services.....		441210-P	-37.9	14.0	-4.1	7.5	-4.3	-4.7
Recreational vehicle dealer services.....		441210-1	-37.9	14.0	-4.1	7.5	-4.3	-4.7
Boat dealers.....	441222		-4.1	-5.4	-1.7	-3.7	-1.0	0.0
Primary services.....		441222-P	-5.2	-5.9	-1.8	-4.0	-1.1	0.0
Boat dealer services.....		441222-1	-5.2	-5.9	-1.8	-4.0	-1.1	0.0
Other receipts.....		441222-SM3	—	—	—	—	0.0	0.0
Automotive parts, accessories and tire retailers.....	4413		8.7	1.2	-1.1	-0.5	0.2	1.7
Automotive parts and accessories retailers.....	44133		10.3	1.2	-0.4	-1.8	-0.1	3.3
Automotive parts and accessories retailers.....	441330		10.3	1.2	-0.4	-1.8	-0.1	3.3
Primary services.....		441330-P	10.3	1.2	-0.4	-1.8	-0.1	3.3
Automotive parts and accessories store services, in-store retailing.....		441330-A	10.3	1.2	-0.4	-1.8	-0.1	3.3
Tire dealers.....	44134		5.8	1.4	-2.5	2.0	0.6	-1.4
Tire dealers.....	441340		5.8	1.4	-2.5	2.0	0.6	-1.4
Primary services.....		441340-P	5.8	1.4	-2.5	2.0	0.6	-1.4
Tire dealer services, in-store retailing.....		441340-A	5.8	1.4	-2.5	2.0	0.6	-1.4
Building material & garden supply retailers.....	444		-14.1	1.4	3.1	0.9	-0.2	-2.1
Building material and supplies dealers.....	4441		-16.4	1.4	4.1	-0.4	0.0	-2.0
Building material and supplies dealers.....	44410		-16.4	1.4	4.1	-0.4	0.0	-2.0
Building materials and supplies dealers.....	444100		-16.4	1.4	4.1	-0.4	0.0	-2.0
Primary services.....		444100-P	-16.4	1.4	4.1	-0.4	0.0	-2.0
Building materials and supplies dealer services, in-store retailing.....		444100-A	-22.2	1.7	-2.8	-0.5	0.0	-2.7
Retailing of building materials, paint, and hardware.....		444100-A1	-28.3	1.4	-3.0	-0.9	-1.4	-1.9
Retailing of all other goods.....		444100-A2	5.6	2.8	-2.1	1.1	5.0	-5.4
Lawn and garden equip and supplies retailers.....	4442		10.0	1.6	-1.4	6.9	-1.4	-2.5
Nursery, garden, and farm supply retailers.....	44424		10.0	1.6	-1.4	6.9	-1.4	-2.5
Nursery, garden, and farm supply retailers.....	444240		10.0	1.6	-1.4	6.9	-1.4	-2.5
Primary services.....		444240-P	10.0	1.6	-1.4	6.9	-1.4	-2.5
Nursery, garden center, and farm supply store services, in-store retailing.....		444240-A	10.0	1.6	-1.4	6.9	-1.4	-2.5
Food and beverage retailers.....	445		11.0	1.8	0.8	1.2	0.1	-0.5
Grocery retailers.....	4451		11.3	2.3	1.0	1.3	0.1	-0.6
Grocery (except convenience) retailers.....	44511		11.3	2.3	1.0	1.3	0.1	-0.6
Supermarkets and other grocery stores.....	445110		11.3	2.3	1.0	1.3	0.1	-0.6
Primary services.....		445110-P	11.3	2.3	1.0	1.3	0.1	-0.6
Supermarket and other grocery store services.....		445110-3	11.3	2.3	1.0	1.3	0.1	-0.6
Retailing of food and beverage products.....		445110-32	11.7	2.4	0.8	1.4	-0.2	-0.2
Retailing of fresh meats.....		445110-321	3.8	7.2	-0.5	4.0	0.2	-1.4
Retailing of fresh fruits and vegetables.....		445110-322	9.1	2.5	3.1	3.0	-8.0	6.6
Retailing of bakery products.....		445110-323	10.2	-2.6	0.4	1.9	2.2	-1.2
Retailing of dairy products.....		445110-324	23.9	7.0	1.6	-2.2	-1.5	-9.0
Retailing of deli products.....		445110-325	8.8	-0.6	1.5	-1.5	1.0	0.9
Retailing of frozen food products.....		445110-326	6.2	-2.4	0.4	1.2	1.5	-2.6
Retailing of alcoholic beverages.....		445110-327	10.4	-1.0	-1.0	-0.6	-0.9	-1.6
Retailing of all other food and beverage products.....		445110-328	18.3	2.0	0.7	1.9	1.8	0.7
Retailing of nonfood products.....		445110-33	10.0	2.0	1.9	0.4	2.0	-2.2
Retailing of cleaning and paper products.....		445110-331	5.7	2.8	1.9	1.0	5.3	-4.6
Retailing of health and beauty products.....		445110-332	10.9	1.5	4.6	0.1	3.3	-0.5
Retailing of all other nonfood products.....		445110-333	8.7	2.2	-0.8	0.6	-0.6	-3.0
Specialty food retailers.....	4452		16.0	0.3	0.2	-1.9	-1.0	-0.9
Specialty food retailers.....	445200		16.0	0.3	0.2	-1.9	-1.0	-0.9
Primary services.....		445200-P	16.0	0.3	0.2	-1.9	-1.0	-0.9
Specialty food retailer services, in-store retailing.....		445200-A	16.0	0.3	0.2	-1.9	-1.0	-0.9
Beer, wine, and liquor retailers.....	4453		4.7	-1.7	-0.9	2.0	0.6	0.2
Beer, wine, and liquor retailers.....	44532		4.7	-1.7	-0.9	2.0	0.6	0.2
Beer, wine, and liquor retailers.....	445320		4.7	-1.7	-0.9	2.0	0.6	0.2
Primary services.....		445320-P	4.7	-1.7	-0.9	2.0	0.6	0.2

See footnotes at end of table.

Table 12. Producer price index percentage changes for the net output of selected industries and their products, not seasonally adjusted — Continued
 [May 2023]

Title ¹	Industry code	Product code	Unadjusted 12-month percent change ²	Unadjusted 1-month percent change ²				
			May 2022 to May 2023 ^P	Dec. to Jan.	Jan. to Feb. ^P	Feb. to Mar. ^P	Mar. to Apr. ^P	Apr. to May ^P
Beer, wine, and liquor retailers - Continued								
Beer, wine, and liquor retailer services, in-store retailing.....		445320-A	4.7	-1.7	-0.9	2.0	0.6	0.2
Retailing of beer, wine, and liquor.....		445320-A1	3.6	-2.0	-2.3	2.2	0.7	0.9
Retailing of all other goods and sales of prepared foods.....		445320-A2	11.1	0.4	7.7	0.6	0.2	-4.1
Furniture, home furnishings, electronics, and appliance retailers.....	449		-	9.0	-1.6	0.6	0.0	-1.1
Furniture and Home Furnishings Retailers.....	4491		-	5.5	0.0	-2.0	-0.1	0.2
Furniture retailers.....	44911		-8.7	5.7	-0.7	-3.5	0.1	0.2
Furniture retailers.....	449110		-8.6	5.7	-0.7	-3.6	0.1	0.2
Primary services.....		449110-P	-8.9	6.0	-0.7	-3.6	-0.1	0.3
Furniture retailer services, in-store retailing.....		449110-A	-8.9	6.0	-0.7	-3.6	-0.1	0.3
Other receipts.....		449110-SM	-	-0.1	-1.9	-1.6	3.1	-2.5
Floor covering retailers.....	44912		13.0	4.7	2.1	2.4	-0.6	0.2
Floor covering retailers.....	449121		13.0	4.7	2.1	2.4	-0.6	0.2
Primary services.....		449121-P	13.0	4.7	2.1	2.4	-0.6	0.2
Floor covering retailer services, in-store retailing.....		449121-A	13.0	4.7	2.1	2.4	-0.6	0.2
Electronics and appliance retailers.....	4492		15.5	15.5	-4.2	5.4	0.3	-3.2
Electronics and appliance retailers.....	44921		15.5	15.5	-4.2	5.4	0.3	-3.2
Electronics and appliance retailers.....	449210		15.5	15.5	-4.2	5.4	0.3	-3.2
Primary products.....		449210-P	16.3	16.2	-4.2	5.4	0.3	-3.2
Electronics and appliance retailers services, in-store retailing.....		449210-A	10.2	18.0	-8.3	3.1	0.0	-3.4
Retailing of entertainment and communication products.....		449210-A1	23.1	31.7	-17.4	1.9	1.6	-1.7
Retailing of computers, hardware, software, and supplies.....		449210-A2	5.9	2.1	-1.1	-2.7	0.4	-0.9
Retailing of major household appliances.....		449210-A3	-4.0	1.6	0.3	-0.7	1.9	-1.0
Retailing of all other goods.....		449210-A4	11.5	27.4	-5.2	13.9	-2.4	-9.0
Electronic and appliance retailers services, online retailing.....		449210-B	-	13.2	2.9	8.8	0.6	-2.9
General merchandise retailers.....	455		5.4	-0.1	-1.5	2.6	-0.3	0.7
Department stores.....	4551		5.4	2.8	-0.5	12.0	-4.5	0.6
Department stores.....	45511		5.4	2.8	-0.5	12.0	-4.5	0.6
Department stores.....	455110		5.4	2.8	-0.5	12.0	-4.5	0.6
Primary services.....		455110-P	5.4	2.8	-0.5	12.0	-4.5	0.6
Department store services, in-store retailing.....		455110-A	-0.4	3.7	-0.9	3.2	-1.5	-0.5
Department store services, online retailing.....		455110-B	-	1.0	0.2	31.3	-9.7	2.7
Other general merchandise retailers.....	4552		8.0	-0.6	-1.7	1.2	0.5	0.7
Other general merchandise retailers.....	45521		8.0	-0.6	-1.7	1.2	0.5	0.7
Warehouse clubs, supercenters, and other general merchandise retailers.....	455210		8.0	-0.6	-1.7	1.2	0.5	0.7
Primary services.....		455210-P	7.5	-0.6	-1.7	1.2	0.5	0.7
Warehouse clubs, supercenters, and other general merch. retailer services, in-store retailing.....		455210-A	15.6	-1.1	4.3	2.2	0.9	1.3
Warehouse clubs and supercenters.....		455210-A1	15.6	-1.3	4.9	2.5	1.0	1.4
All other general merchandise stores.....		455210-A2	11.2	0.1	-0.9	-0.3	0.0	0.1
Health and personal care retailers.....	456		0.3	1.0	-1.8	1.4	1.4	0.3
Health and personal care retailers.....	4561		0.3	1.0	-1.8	1.4	1.4	0.3
Pharmacies and drug retailers.....	45611		-0.6	1.3	-2.0	1.4	1.9	0.3
Pharmacies and drug retailers.....	456110		-0.6	1.3	-2.0	1.4	1.9	0.3
Primary services.....		456110-P	-0.6	1.3	-2.0	1.4	1.9	0.3
Pharmacy and drug retailer services, in-store retailing.....		456110-A	-1.4	0.6	-3.3	3.1	1.3	0.6
Retailing of prescription drugs.....		456110-A1	-1.1	0.9	-4.3	2.8	1.5	0.8
Retailing of over-the-counter drugs and all other goods.....		456110-A2	-1.4	-0.4	0.0	4.2	0.5	0.0
Retailing of over-the-counter drugs.....		456110-A21	8.3	0.3	0.7	14.4	-0.3	0.0
Retailing of all other goods.....		456110-A22	-4.3	-0.6	-0.3	1.1	0.8	0.0
Optical goods retailers.....	45613		-7.2	0.0	0.0	0.0	-2.8	-0.3
Optical goods retailers.....	456130		-7.2	0.0	0.0	0.0	-2.7	-0.3
Primary services.....		456130-P	-7.8	0.0	0.0	0.0	-2.8	-0.3
Optical goods retailer services, in-store retailing.....		456130-A	-7.8	0.0	0.0	0.0	-2.8	-0.3
Food (health) supplement retailers.....	456191		10.8	-2.5	0.2	3.1	-2.5	0.2
Primary services.....		456191-P	10.8	-2.5	0.2	3.1	-2.5	0.2
Food (health) supplement store services, in-store retailing.....		456191-A	10.8	-2.5	0.2	3.1	-2.5	0.2

See footnotes at end of table.

Table 12. Producer price index percentage changes for the net output of selected industries and their products, not seasonally adjusted — Continued
 [May 2023]

Title ¹	Industry code	Product code	Unadjusted 12-month percent change ²	Unadjusted 1-month percent change ²				
				May 2022 to May 2023 ^P	Dec. to Jan.	Jan. to Feb. ^P	Feb. to Mar. ^P	Mar. to Apr. ^P
Food (health) supplement retailers - Continued								
Gasoline Stations and Fuel Dealers.....	457		—	-8.9	-0.2	-8.1	-0.8	9.1
Gasoline stations.....	4571		6.9	-10.1	-1.5	-9.4	0.3	9.9
Gasoline stations.....	45710		6.9	-10.1	-1.5	-9.4	0.3	9.9
Gasoline stations.....	457100		6.9	-10.1	-1.5	-9.4	0.3	9.9
Primary products.....		457100-P	7.8	-10.6	-1.0	-9.6	0.2	10.2
Gasoline station services.....		457100-1	7.8	-10.6	-1.0	-9.6	0.2	10.2
Retailing of automotive fuels and lubricants.....		457100-11	8.7	-14.9	-2.5	-15.0	0.4	13.3
Retailing of all other goods, sales of prepared foods, and repair services.....		457100-12	5.9	2.2	2.6	3.1	-0.2	4.1
Fuel dealers.....	4572		20.5	-0.1	7.9	-0.5	-6.4	4.4
Fuel dealers.....	45721		20.5	-0.1	7.9	-0.5	-6.4	4.4
Fuel dealers.....	457210		20.5	-0.1	7.9	-0.5	-6.4	4.4
Primary services.....		457210-P	20.5	-0.1	8.0	-0.5	-6.5	4.4
Fuel dealer services.....		457210-1	20.5	-0.1	8.0	-0.5	-6.5	4.4
Clothing and clothing accessories retailers.....	458		4.8	-5.1	10.4	0.2	-5.3	-0.4
Clothing retailers.....	4581		4.0	-6.9	10.0	1.5	-6.2	-0.6
Clothing retailers.....	45811		4.0	-6.9	10.0	1.5	-6.2	-0.6
Clothing and clothing accessories retailers.....	458110		4.0	-6.9	10.0	1.5	-6.2	-0.6
Primary services.....		458110-P	4.0	-6.9	10.0	1.5	-6.2	-0.6
Clothing and clothing accessories retailer services, in-store retailing.....		458110-A	1.0	-7.0	7.1	1.5	-5.8	-1.2
Retailing of apparel.....		458110-A1	0.1	-6.9	9.2	-1.2	-4.6	0.0
Retailing of men's apparel.....		458110-A11	-3.2	-3.0	8.6	2.5	-6.4	-0.4
Retailing of women's apparel.....		458110-A12	1.9	-5.9	8.3	-3.0	-3.6	0.8
Retailing of children's apparel.....		458110-A13	-1.9	-18.9	15.0	-0.4	-5.3	-3.4
Retailing of all other goods.....		458110-A2	7.8	-7.3	1.9	9.0	-8.6	-4.1
Clothing and clothing accessories retailer services, online retailing.....		458110-B	—	—	—	1.6	—	—
Shoe retailers.....	4582		4.9	-5.6	21.0	-3.4	-6.4	-0.1
Shoe retailers.....	45821		4.9	-5.6	21.0	-3.4	-6.4	-0.1
Shoe retailers.....	458210		4.9	-5.6	21.0	-3.4	-6.4	-0.1
Primary services.....		458210-P	4.9	-5.6	21.0	-3.4	-6.4	-0.1
Shoe retailer services, in-store retailing.....		458210-A	4.9	-5.6	21.0	-3.4	-6.4	-0.1
Jewelry retailers.....	4583		4.7	1.8	0.8	-0.4	-0.6	0.0
Jewelry retailers.....	45831		4.7	1.8	0.8	-0.4	-0.6	0.0
Jewelry retailers.....	458310		4.7	1.8	0.8	-0.4	-0.6	0.0
Primary services.....		458310-P	4.7	1.8	0.8	-0.4	-0.6	0.0
Jewelry retailer services, in-store retailing.....		458310-A	5.2	2.2	1.0	-0.5	-0.7	0.0
Sporting goods and hobby retailers.....	4591		3.0	-1.8	0.3	0.3	1.9	4.2
Sporting goods retailers.....	45911		4.1	-2.5	0.3	0.5	2.6	5.8
Sporting goods retailers.....	459110		4.1	-2.5	0.3	0.5	2.6	5.8
Primary services.....		459110-P	4.4	-2.6	0.3	0.5	2.7	6.0
Sporting goods store services, in-store retailing.....		459110-A	6.4	-3.5	0.2	0.7	3.6	8.1
Retailing of sporting goods.....		459110-A1	8.5	1.2	3.9	-2.8	-0.4	4.0
Hobby, toy, and game retailers.....	45912		0.2	0.0	0.4	-0.2	0.0	0.0
Hobby, toy, and game retailers.....	459120		0.2	0.0	0.4	-0.2	0.0	0.0
Primary services.....		459120-P	0.2	0.0	0.4	-0.2	0.0	0.0
Hobby, toy, and game store services, in-store retailing.....		459120-A	0.0	0.0	0.0	0.0	-0.1	0.0
Retailing of hobby and craft goods, toys, and games (including video games).....		459120-A1	0.0	0.1	0.0	0.0	-0.1	0.0
Retailing of all other goods.....		459120-A2	0.0	0.0	0.0	0.0	0.0	0.0
Book retailers and news dealers.....	4592		2.3	4.6	-2.7	2.2	0.0	0.3
Book retailers and news dealers.....	45921		2.3	4.6	-2.7	2.2	0.0	0.3
Book retailers and news dealers.....	459210		2.3	4.6	-2.7	2.2	0.0	0.3
Primary services.....		459210-P	2.3	4.6	-2.7	2.2	0.0	0.3
Book retailer and news dealer services, in-store retailing.....		459210-A	3.6	6.2	-3.7	2.9	0.0	0.3
Retailing of books.....		459210-A1	4.3	8.7	-4.9	3.8	0.0	0.0
Retailing of all other goods.....		459210-A2	1.9	0.4	-0.5	1.0	0.0	1.0
Office supplies, stationery, and gift retailers.....	4594		4.0	0.1	0.3	-0.1	3.2	-2.4

See footnotes at end of table.

Table 12. Producer price index percentage changes for the net output of selected industries and their products, not seasonally adjusted — Continued
 [May 2023]

Title ¹	Industry code	Product code	Unadjusted 12-month percent change ²	Unadjusted 1-month percent change ²					
			May 2022 to May 2023 ^P	Dec. to Jan.	Jan. to Feb. ^P	Feb. to Mar. ^P	Mar. to Apr. ^P	Apr. to May ^P	
Office supplies, stationery, and gift retailers - Continued									
Office supplies, stationery, and gift retailers.....	45940		4.0	0.1	0.3	-0.1	3.2	-2.4	
Office supplies, stationery, and gift retailers.....	459400		4.0	0.1	0.4	-0.1	3.2	-2.4	
Primary services.....		459400-P	4.0	0.1	0.4	-0.1	3.2	-2.4	
Office supplies, stationery, and gift retailer services, in-store retailing.....		459400-A	10.1	0.2	0.6	-0.2	5.3	1.2	
Air transportation.....	481		1.2	2.3	-2.3	3.4	0.1	-3.2	
Scheduled air transportation.....	4811		1.0	2.5	-2.6	3.8	0.0	-3.6	
Scheduled air transportation.....	48111		1.0	2.5	-2.6	3.8	0.0	-3.6	
Scheduled passenger air transportation.....	481111		1.3	2.5	-2.8	4.1	0.1	-3.7	
Primary services.....		481111-P	1.3	2.5	-2.8	4.1	0.1	-3.7	
Domestic.....		481111-1	1.5	-0.4	0.9	4.3	0.6	-2.6	
Domestic first class, including business.....		481111-101	1.3	-3.3	4.5	3.8	1.0	-1.7	
Domestic coach.....		481111-102	1.5	-0.1	0.6	4.4	0.6	-2.7	
International.....		481111-2	4.3	9.7	-11.3	3.7	-1.2	-6.6	
International first class, including business.....		481111-201	13.3	10.2	0.2	4.1	-3.3	-10.7	
International coach.....		481111-202	3.3	9.7	-12.5	3.6	-0.9	-6.2	
Scheduled freight air transportation.....	481112		-4.9	2.2	4.0	-4.6	-2.2	-0.6	
Primary services.....		481112-P	-11.6	-0.9	1.5	-3.4	-0.8	0.0	
Scheduled freight air transportation services.....		481112-1	-12.2	-0.9	1.6	-3.2	-1.1	-0.3	
Domestic scheduled freight air transportation services.....		481112-101	-1.6	1.6	3.4	-2.7	0.5	-1.7	
International scheduled freight air transportation services.....		481112-102	-19.6	-2.7	0.2	-3.6	-2.4	0.9	
Scheduled mail air transportation services.....		481112-2	2.0	0.0	0.0	-7.0	5.4	4.2	
Nonscheduled air transportation.....	4812		3.1	0.3	0.5	-0.3	1.0	0.3	
Nonscheduled air transportation.....	48121		3.1	0.3	0.5	-0.3	1.0	0.3	
Nonscheduled air passenger chartering.....	481211		6.1	0.0	0.7	0.5	1.1	0.4	
Primary services.....		481211-P	6.8	-0.1	0.7	0.5	1.2	0.5	
Domestic nonscheduled air passenger services.....		481211-1	6.8	-0.1	0.9	0.4	0.2	0.6	
International nonscheduled air passenger services.....		481211-2	6.5	0.0	0.0	0.6	5.9	0.0	
Nonscheduled air freight chartering.....	481212		-3.5	1.3	0.0	-2.4	0.7	0.0	
Primary services.....		481212-P	-4.3	1.4	0.0	-2.5	0.7	0.0	
Domestic nonscheduled air freight services.....		481212-1	9.5	0.0	0.0	0.0	0.0	0.0	
International nonscheduled air freight services.....		481212-2	-7.8	4.0	0.0	-7.2	2.2	0.0	
Rail transportation.....	482		0.5	1.0	-0.9	-0.2	-0.2	-0.9	
Rail transportation.....	4821		0.5	1.0	-0.9	-0.2	-0.2	-0.9	
Rail transportation.....	48211		0.5	1.0	-0.9	-0.2	-0.2	-0.9	
Line-haul railroads.....	482111		0.5	1.0	-0.9	-0.2	-0.2	-0.9	
Primary services.....		482111-P	0.5	1.0	-0.9	-0.2	-0.2	-0.9	
Freight rail transportation.....		482111-4	0.5	1.1	-0.9	-0.2	-0.2	-0.9	
Carload freight rail transportation.....		482111-411	3.4	2.0	-0.8	-0.2	0.3	-0.1	
Intermodal freight rail transportation.....		482111-412	-10.3	-2.4	-1.5	-0.3	-2.0	-4.1	
Passenger rail transportation.....		482111-5	1.4	0.0	0.0	0.0	0.0	0.0	
Coach service class.....		482111-506	1.7	0.0	0.0	0.0	0.0	0.0	
All other service classes.....		482111-507	0.9	0.0	0.0	0.0	0.0	0.0	
Water transportation.....	483		3.0	-2.2	1.2	-2.6	-0.5	1.1	
Deep sea freight transportation.....	483111		-2.0	-5.7	3.2	-2.9	-1.1	0.0	
Primary services.....		483111-P	-2.0	-5.7	3.2	-2.9	-1.1	0.0	
Deep sea freight transportation services.....		483111-5	-2.0	-5.7	3.2	-2.9	-1.1	0.0	
Coastal and Great Lakes freight transport.....	483113		7.8	0.6	-0.5	-3.0	0.1	-0.4	
Primary services.....		483113-P	7.5	0.4	-0.5	-3.0	0.1	-0.4	
Coastal and intercoastal freight transportation.....		483113-1	11.9	0.9	-0.6	-4.1	0.3	0.1	
Great Lakes - St. Lawrence Seaway freight transportation.....		483113-2	-6.8	-1.8	-0.5	-0.2	-0.9	-2.6	
Coastal and intercoastal towing transportation.....		483113-3	3.3	0.1	-0.3	-1.3	0.0	-0.7	
Inland water transportation.....	4832		13.1	0.7	0.3	0.1	-0.6	10.7	
Inland water transportation.....	48321		13.1	0.7	0.3	0.1	-0.6	10.7	
Inland water freight transportation.....	483211		13.2	0.7	0.3	0.1	-0.6	10.7	
Primary services.....		483211-P	12.9	0.7	0.3	0.0	-0.7	11.0	
Inland water freight transportation services.....		483211-3	12.9	0.7	0.3	0.0	-0.7	11.0	
Truck transportation.....	484		-10.6	-2.7	1.2	0.4	-4.7	-1.5	

See footnotes at end of table.

Table 12. Producer price index percentage changes for the net output of selected industries and their products, not seasonally adjusted — Continued
 [May 2023]

Title ¹	Industry code	Product code	Unadjusted 12-month percent change ²	Unadjusted 1-month percent change ²					
				May 2022 to May 2023 ^P	Dec. to Jan.	Jan. to Feb. ^P	Feb. to Mar. ^P	Mar. to Apr. ^P	Apr. to May ^P
Truck transportation - Continued									
General freight trucking.....	4841		-13.5	-3.4	1.7	0.8	-5.8	-2.2	
General freight trucking, local.....	48411		-15.9	-0.3	-0.5	-5.8	-0.3	-6.7	
General freight trucking, local.....	484110		-15.9	-0.3	-0.5	-5.8	-0.3	-6.7	
Primary services.....		484110-P	-21.5	-0.4	-1.1	-6.8	0.1	-10.8	
General freight trucking services, local.....		484110-1	-21.5	-0.4	-1.1	-6.8	0.1	-10.8	
General freight trucking, local, truckload.....		484110-15	-28.8	-0.6	-0.2	-9.3	-0.2	-15.6	
General freight trucking, local, less than truckload.....		484110-16	-2.7	0.0	-3.1	-0.5	0.7	-0.3	
Other receipts.....		484110-SM	-	-0.2	0.3	-	-	-	
General freight trucking, long-distance.....	48412		-12.7	-4.2	2.3	2.6	-7.1	-1.0	
General freight trucking, long-distance TL.....	484121		-13.7	-6.8	3.9	4.0	-8.8	-1.4	
Primary services.....		484121-P	-22.9	-5.4	-3.2	-2.8	-2.9	-1.8	
General freight trucking, long-distance, truckload.....		484121-2	-22.9	-5.4	-3.2	-2.8	-2.9	-1.8	
General freight trucking, long-distance LTL.....	484122		-9.4	3.0	-1.8	-1.3	-2.2	0.0	
Primary services.....		484122-P	-9.4	3.0	-1.8	-1.3	-2.2	0.0	
General freight trucking, long-distance less than truckload.....		484122-1	-9.4	3.0	-1.8	-1.3	-2.2	0.0	
Specialized freight trucking.....	4842		-1.5	-0.3	-0.3	-0.7	-1.2	0.6	
Used household and office goods moving.....	48421		-0.5	0.4	-1.3	-0.9	-0.7	5.1	
Used household and office goods moving.....	484210		-0.5	0.4	-1.3	-0.9	-0.7	5.1	
Primary services.....		484210-P	-0.5	0.4	-1.3	-0.9	-0.7	5.1	
Used household and office goods moving, except local.....		484210-2	-4.9	-0.6	-2.0	-1.3	-1.0	3.3	
Residential moving services, except local.....		484210-21	-5.6	-0.6	-2.0	-1.6	-0.9	4.1	
Commercial and other goods moving services, except local.....		484210-22	-4.4	-0.6	-2.1	0.0	-1.7	-1.0	
Used household and office goods moving, local.....		484210-4	8.7	2.4	0.0	0.0	0.0	8.3	
Residential moving services, local.....		484210-41	9.7	2.1	0.0	0.0	0.0	9.5	
Commercial and other goods moving services, local.....		484210-42	3.1	4.3	0.0	0.0	0.0	1.3	
Specialized freight (except used) trucking, local.....	48422		0.8	0.0	0.0	-0.1	-0.2	-0.6	
Specialized freight (except used goods) trucking, local.....	484220		0.8	0.0	0.0	-0.1	-0.2	-0.6	
Primary services.....		484220-P	0.7	0.0	0.0	-0.2	-0.2	-0.7	
Specialized freight (except used goods) trucking, local.....		484220-6	0.7	0.0	0.0	-0.2	-0.2	-0.7	
Local hazardous materials trucking (except waste).....		484220-601	-8.9	-0.9	-0.7	-1.0	-1.3	0.0	
Local agricultural products trucking without storage.....		484220-602	-3.2	0.0	0.0	0.0	0.0	-5.3	
Dump trucking.....		484220-603	4.6	0.0	0.3	0.0	0.0	0.0	
Local specialized trucking without storage.....		484220-604	3.1	0.8	0.0	-0.1	0.0	0.0	
Specialized freight (except used) trucking, long-distance.....	48423		-4.1	-0.8	-0.2	-1.3	-2.6	0.3	
Specialized freight (except used goods) trucking, long-distance.....	484230		-4.1	-0.8	-0.2	-1.3	-2.6	0.3	
Primary services.....		484230-P	-4.4	-0.7	-0.3	-1.3	-2.9	0.4	
Specialized freight (except used goods) trucking, long-distance.....		484230-6	-4.4	-0.7	-0.3	-1.3	-2.9	0.4	
Agricultural products trucking, long-distance.....		484230-602	0.3	-0.9	-0.9	-0.6	-1.2	-1.3	
All other specialized trucking, long-distance.....		484230-603	-5.1	-0.7	-0.2	-1.4	-3.2	0.6	
Pipeline Transportation.....	486		7.3	0.3	1.2	0.0	-1.0	0.2	
Pipeline transportation of crude oil.....	4861		5.3	0.0	0.0	0.0	-3.2	0.0	
Pipeline transportation of crude oil.....	48611		5.3	0.0	0.0	0.0	-3.2	0.0	
Pipeline transportation of crude oil.....	486110		5.3	0.0	0.0	0.0	-3.2	0.0	
Primary services.....		486110-P	5.1	0.0	0.0	0.0	-3.4	0.0	
Pipeline transportation of crude oil.....		486110-3	5.1	0.0	0.0	0.0	-3.4	0.0	
Trans-Alaskan Pipeline System transportation.....		486110-311	-8.5	-0.2	0.0	0.0	0.0	0.0	
Pipeline transportation of crude petroleum, except on the Trans-Alaskan Pipeline System.....		486110-312	6.1	0.1	0.0	0.0	-3.6	0.0	
Pipeline transportation of natural gas.....	4862		5.1	0.4	2.1	0.0	-0.6	0.4	
Pipeline transportation of natural gas.....	48621		5.1	0.4	2.1	0.0	-0.6	0.4	
Pipeline transportation of natural gas.....	486210		5.1	0.4	2.1	0.0	-0.6	0.4	
Primary services.....		486210-P	5.1	0.4	2.1	0.0	-0.6	0.4	
Pipeline transportation of natural gas services.....		486210-1	5.1	0.4	2.1	0.0	-0.6	0.4	
Other pipeline transportation.....	4869		8.1	0.5	0.1	0.0	0.0	0.0	
Pipeline transportation of refined petroleum products.....	48691		8.1	0.5	0.1	0.0	0.0	0.0	
Refined petroleum product pipeline transport.....	486910		8.1	0.5	0.1	0.0	0.0	0.0	
Primary services.....		486910-P	8.1	0.5	0.1	0.0	0.0	0.0	

See footnotes at end of table.

Table 12. Producer price index percentage changes for the net output of selected industries and their products, not seasonally adjusted — Continued
 [May 2023]

Title ¹	Industry code	Product code	Unadjusted 12-month percent change ²	Unadjusted 1-month percent change ²					
				May 2022 to May 2023 ^P	Dec. to Jan.	Jan. to Feb. ^P	Feb. to Mar. ^P	Mar. to Apr. ^P	Apr. to May ^P
Refined petroleum product pipeline transport. - Continued									
Pipeline transportation of refined petroleum products.....		486910-1	8.1	0.5	0.1	0.0	0.0	0.0	
Transportation support activities.....	488		-11.0	-0.4	-0.2	-1.8	-1.3	-0.5	
Air transportation support activities.....	4881		4.0	2.7	1.5	1.0	-0.2	-0.1	
Airport operations.....	48811		4.5	2.7	0.8	2.0	-0.3	0.0	
Other airport operations.....	488119		4.5	2.7	0.8	2.0	-0.3	0.0	
Primary services.....		488119-P	4.5	2.7	0.8	2.0	-0.3	0.0	
Aeronautical services.....		488119-5	3.0	3.1	0.0	1.3	-0.4	0.0	
Landing fees.....		488119-501	3.1	5.4	-0.8	3.5	-0.9	0.0	
Terminal rental.....		488119-502	6.5	3.4	0.5	0.4	-0.2	0.0	
Other aeronautical services.....		488119-503	-2.4	-0.9	0.0	0.0	0.0	0.0	
Non-aeronautical services.....		488119-6	6.3	2.2	1.7	2.9	-0.1	0.0	
Airport parking.....		488119-601	8.7	4.1	-0.1	0.9	0.0	0.0	
Lease space for rental cars.....		488119-602	-0.3	6.3	3.6	6.7	-0.5	0.0	
Lease space for concessions.....		488119-603	11.3	-7.4	2.4	7.8	-0.1	0.1	
Other non-aeronautical services.....		488119-604	5.4	1.4	3.0	0.0	0.0	0.0	
Other air transportation support activities.....	48819		3.3	2.7	2.6	-0.7	-0.2	-0.2	
Other support activities for air transport.....	488190		3.3	2.7	2.6	-0.7	-0.2	-0.2	
Primary services.....		488190-P	3.7	2.6	2.6	-0.5	-0.2	-0.1	
Other air transportation support activities.....		488190-5	3.7	2.6	2.6	-0.5	-0.2	-0.1	
Water transportation support activities.....	4883		3.8	1.2	1.0	-0.4	-0.1	0.9	
Port and harbor operations.....	48831		3.9	1.0	1.4	-0.9	-0.5	0.0	
Port and harbor operations.....	488310		3.9	1.0	1.4	-0.9	-0.5	0.0	
Primary services.....		488310-P	4.0	1.1	1.6	-1.0	-0.6	0.0	
Port and harbor services.....		488310-1	4.0	1.1	1.6	-1.0	-0.6	0.0	
Marine cargo handling.....	48832		0.8	0.2	0.0	0.0	0.0	0.1	
Marine cargo handling.....	488320		0.8	0.2	0.0	0.0	0.0	0.1	
Primary services.....		488320-P	0.8	0.2	0.0	0.0	0.0	0.1	
Movement of containers.....		488320-8	0.9	0.2	0.0	0.0	0.0	0.1	
Other marine cargo handling.....		488320-9	-0.1	0.1	0.1	0.0	0.0	0.5	
Navigational services to shipping.....	48833		10.3	3.4	2.5	-0.8	0.0	3.3	
Navigational services to shipping.....	488330		10.3	3.4	2.5	-0.8	0.0	3.3	
Primary services.....		488330-P	10.7	3.7	2.7	-0.8	0.0	3.3	
Navigational services to shipping and salvage.....		488330-1	10.7	3.7	2.7	-0.8	0.0	3.3	
Freight transportation arrangement.....	4885		-23.8	-2.8	-1.6	-4.1	-2.3	-1.2	
Freight transportation arrangement.....	48851		-23.8	-2.8	-1.6	-4.1	-2.3	-1.2	
Freight transportation arrangement.....	488510		-23.8	-2.8	-1.6	-4.1	-2.3	-1.2	
Primary services.....		488510-P	-24.8	-2.8	-1.7	-4.4	-2.5	-1.3	
Freight forwarding.....		488510-1	-3.3	2.0	-0.1	-0.2	0.5	0.0	
Arrangement of freight and cargo n.e.c.....		488510-2	-37.0	-6.0	-2.8	-7.6	-4.9	-2.4	
U.S. Postal Service.....	491		10.0	4.0	0.0	0.0	0.0	0.0	
U.S. Postal Service.....	4911		10.0	4.0	0.0	0.0	0.0	0.0	
U.S. Postal Service.....	49111		10.0	4.0	0.0	0.0	0.0	0.0	
U.S. Postal Service.....	491110		10.0	4.0	0.0	0.0	0.0	0.0	
Primary services.....		491110-P	10.0	4.0	0.0	0.0	0.0	0.0	
Mailing services (market dominant services).....		491110-7	11.0	4.5	0.0	0.0	0.0	0.0	
First class mail.....		491110-71	10.1	4.1	0.0	0.0	0.0	0.0	
Retail letters.....		491110-711	8.9	4.9	0.0	0.0	0.0	0.0	
Commercial letters.....		491110-712	10.2	3.4	0.0	0.0	0.0	0.0	
Retail and commercial flats.....		491110-713	13.9	4.7	0.0	0.0	0.0	0.0	
Other first class mail and fees.....		491110-714	11.3	4.3	0.0	0.0	0.0	0.0	
Periodicals mail.....		491110-72	12.3	3.6	0.0	0.0	0.0	0.0	
Outside county.....		491110-721	12.3	3.6	0.0	0.0	0.0	0.0	
Other periodicals mail and fees.....		491110-722	12.0	5.4	0.0	0.0	0.0	0.0	
Standard class mail.....		491110-73	12.1	5.2	0.0	0.0	0.0	0.0	
High density and saturation flats and parcels.....		491110-731	11.0	5.2	0.0	0.0	0.0	0.0	
Carrier route basic mail.....		491110-732	16.2	8.4	0.0	0.0	0.0	0.0	
Bulk letters.....		491110-733	9.3	3.2	0.0	0.0	0.0	0.0	

See footnotes at end of table.

Table 12. Producer price index percentage changes for the net output of selected industries and their products, not seasonally adjusted — Continued
 [May 2023]

Title ¹	Industry code	Product code	Unadjusted 12-month percent change ²	Unadjusted 1-month percent change ²				
				May 2022 to May 2023 ^P	Dec. to Jan.	Jan. to Feb. ^P	Feb. to Mar. ^P	Mar. to Apr. ^P
U.S. Postal Service - Continued								
Bulk flats.....		491110-734	13.5	6.2	0.0	0.0	0.0	0.0
Other standard mail and fees.....		491110-735	23.2	13.0	0.0	0.0	0.0	0.0
Package services mail.....		491110-74	11.9	3.7	0.0	0.0	0.0	0.0
Special services and fees.....		491110-75	11.6	4.4	0.0	0.0	0.0	0.0
Shipping services (competitive services).....		491110-8	7.1	3.0	0.0	0.0	0.0	0.0
Domestic priority mail.....		491110-81	5.5	-0.4	0.0	0.0	0.0	0.0
Other shipping services and shipping special services & fees.....		491110-82	7.7	5.5	0.0	0.0	0.0	0.0
Couriers and messengers.....	492		2.9	7.2	-0.1	-0.2	-0.6	-0.7
Couriers and express delivery services.....	4921		3.0	7.6	-0.1	-0.3	-0.6	-0.7
Couriers and express delivery services.....	49211		3.0	7.6	-0.1	-0.3	-0.6	-0.7
Couriers and express delivery services.....	492110		3.0	7.6	-0.1	-0.3	-0.6	-0.7
Primary services.....		492110-P	2.9	7.6	-0.1	-0.3	-0.6	-0.7
Standard courier services.....		492110-1	6.1	7.2	-0.1	-0.2	-0.2	-0.1
Expedited courier services.....		492110-2	-3.0	8.3	-0.1	-0.4	-1.4	-1.9
Domestic expedited courier services.....		492110-201	-2.6	8.7	-0.1	-0.4	-1.5	-1.9
International expedited courier services.....		492110-202	-3.9	7.3	-0.1	-0.4	-1.4	-1.9
Local messengers and local delivery.....	4922		3.5	0.6	0.0	0.0	0.0	0.0
Local messengers and local delivery.....	49221		3.5	0.6	0.0	0.0	0.0	0.0
Local messengers and local delivery.....	492210		3.5	0.6	0.0	0.0	0.0	0.0
Primary services.....		492210-P	3.5	0.6	0.0	0.0	0.0	0.0
Local messengers and local delivery services.....		492210-1	3.5	0.6	0.0	0.0	0.0	0.0
Warehousing and storage.....	493		12.7	3.8	3.8	-0.4	0.0	-5.0
Warehousing and storage.....	4931		12.7	3.8	3.8	-0.4	0.0	-5.0
General warehousing and storage.....	49311		15.6	4.5	4.2	-0.2	-0.1	-6.3
General warehousing and storage.....	493110		15.6	4.5	4.2	-0.2	-0.1	-6.3
Primary services.....		493110-P	15.6	4.5	4.2	-0.2	-0.1	-6.3
General warehousing and storage services.....		493110-1	15.6	4.5	4.2	-0.2	-0.1	-6.3
Refrigerated warehousing and storage.....	49312		2.3	0.9	2.1	-1.4	0.5	0.8
Refrigerated warehousing and storage.....	493120		2.3	0.9	2.1	-1.4	0.5	0.8
Primary services.....		493120-P	2.3	0.9	2.1	-1.4	0.5	0.8
Warehousing and storage of refrigerated goods.....		493120-2	2.3	0.9	2.1	-1.4	0.5	0.8
Farm product warehousing and storage.....	49313		5.4	0.0	0.0	-0.1	0.1	-0.2
Farm product warehousing and storage.....	493130		5.4	0.0	0.0	-0.1	0.1	-0.2
Primary services.....		493130-P	5.7	0.0	0.0	0.0	0.1	-0.2
Farm product warehousing and storage services.....		493130-1	5.7	0.0	0.0	0.0	0.1	-0.2
Publishing industries.....	513		-	1.9	0.8	0.3	-0.2	0.1
Newspaper, book, and directory publishers.....	5131		-	1.5	0.7	0.6	0.3	0.0
Newspaper publishers.....	51311		-	-0.7	0.4	0.0	0.0	0.0
Newspaper publishers.....	513110		-	-0.7	0.4	0.0	0.0	0.0
Primary services.....		513110-P	-	-0.7	0.4	0.0	0.0	0.0
Newspaper publishing.....		513110-1	-	-0.7	0.4	0.0	0.0	0.0
Newspaper publishing from print publishers.....		513110-11	4.9	-0.7	0.4	0.0	0.0	0.0
Newspaper advertising sales.....		513110-111	-0.2	-2.1	1.1	-0.1	0.0	0.0
Newspaper advertising sales, print only.....		513110-1111	-0.6	-2.5	1.3	-0.1	0.0	0.0
Newspaper advertising sales, digital only and print and digital bundled.....		513110-1112	1.5	0.0	0.0	0.0	0.0	0.0
Newspaper subscription and single copy sales.....		513110-112	10.9	0.0	0.0	0.0	0.0	0.0
Newspaper subscriptions, print only.....		513110-1121	11.8	0.0	0.0	0.0	0.0	0.0
Newspaper subscriptions, online only and print and online bundled.....		513110-1122	3.3	0.0	0.3	0.2	0.0	0.1
Periodical publishers.....	51312		-	3.2	0.9	1.4	-0.1	0.0
Periodical publishers.....	513120		-	3.2	0.8	1.4	-0.1	0.0
Primary services.....		513120-P	-	1.9	0.1	0.9	0.0	0.0
Periodical publishing.....		513120-1	-	1.9	0.1	0.9	0.0	0.0
Periodical publishing from print publishers.....		513120-11	0.3	1.9	0.1	0.9	0.0	0.0
Periodicals, advertising sales.....		513120-111	5.2	3.4	0.2	1.5	0.0	0.0
Specialized business and professional periodicals, advertising sales.....		513120-1111	-	9.0	1.1	-	-	-
General and consumer periodicals, advertising sales.....		513120-1112	-	2.2	0.0	-	-	-
Periodicals, subscriptions and single copy sales.....		513120-112	-7.3	0.1	0.0	0.2	0.0	0.0

See footnotes at end of table.

Table 12. Producer price index percentage changes for the net output of selected industries and their products, not seasonally adjusted — Continued
 [May 2023]

Title ¹	Industry code	Product code	Unadjusted 12-month percent change ²	Unadjusted 1-month percent change ²				
				May 2022 to May 2023 ^P	Dec. to Jan.	Jan. to Feb. ^P	Feb. to Mar. ^P	Mar. to Apr. ^P
Periodical publishers - Continued								
Specialized business and professional periodicals, subscriptions and single copy sales.....		513120-1121	1.2	0.6	0.0	0.0	0.0	0.0
General and consumer periodicals, subscriptions and single copy sales. . .		513120-1122	-10.3	0.0	0.0	0.2	0.0	0.0
Book publishers.....	51313		-	2.1	0.3	0.7	0.8	0.2
Book publishers.....	513130		-	2.0	0.3	0.7	0.8	0.2
Primary services.....		513130-P	-	2.3	0.3	0.8	0.9	0.2
Book publishing from print publishers.....		513130-1	6.5	2.3	0.3	0.8	0.9	0.2
Print book publishing.....		513130-101	6.0	2.3	0.3	0.8	0.9	0.2
General adult and juvenile book publishing.....		513130-1011	2.8	1.3	0.2	0.4	0.5	1.3
General adult book publishing.....		513130-10111	0.3	1.4	-0.9	0.3	-0.8	1.6
Juvenile book publishing.....		513130-10112	6.2	1.2	1.4	0.5	1.8	1.0
Textbook publishing, including teachers' editions and workbooks.....		513130-1012	4.0	0.5	0.4	-0.6	1.1	-1.0
College textbook publishing.....		513130-10121	0.7	1.8	1.5	-2.0	4.2	-3.7
Elementary and high school textbook publishing.....		513130-10122	5.6	0.0	0.0	0.0	0.0	0.0
Technical, scientific, and professional book publishing.....		513130-1013	10.6	5.5	0.0	3.2	1.0	0.0
General reference book publishing.....		513130-1014	3.4	0.2	0.1	-1.0	-0.6	0.0
Religious book publishing.....		513130-1015	10.5	0.7	3.4	-2.5	5.1	0.9
Directory and mailing list publishers.....	51314		-	2.0	2.4	0.4	0.4	-0.4
Directory and mailing list publishers.....	513140		-	2.0	2.4	0.4	0.4	-0.4
Primary services.....		513140-P	-	1.6	2.5	0.4	0.5	-0.4
Directory and mailing list publishing.....		513140-1	-	1.6	2.5	0.4	0.5	-0.4
Directory and mailing list publishing from print publishers.....		513140-11	7.2	6.5	-0.7	0.2	1.5	-3.3
Directory and mailing list publishing from print - ad sales incl. phone directory listings.....		513140-111	9.7	5.3	0.0	0.0	0.0	0.0
Directory and mailing list publishing from print - subscription, content, and licensing sales.....		513140-112	1.5	7.3	-1.2	0.4	2.6	-5.4
Directory and mailing list publishing from Internet publishers.....		513140-12	-	0.1	3.5	0.4	0.1	0.4
Other publishers.....	51319		-	0.8	0.4	0.0	-0.1	0.0
Greeting card publishers.....	513191		-	0.1	-0.1	0.0	-0.1	0.0
Primary services.....		513191-P	-	0.1	-0.1	0.0	-0.1	0.0
Greeting card publishing.....		513191-1	-	0.1	-0.1	0.0	-0.1	0.0
Greeting card publishing from print publishers.....		513191-101	8.0	0.1	-0.1	0.0	-0.1	0.0
All other publishers.....	513199		-	2.9	1.7	0.1	0.1	0.2
Primary services.....		513199-P	-	3.5	0.1	0.1	0.1	0.2
All other publishing including yearbooks, art prints, patterns, and trading cards. . .		513199-1	-	3.5	0.1	0.1	0.1	0.2
All other publishing including yearbooks, art prints, patterns, and trading cards, from print.....		513199-11	2.9	3.5	0.1	0.1	0.1	0.2
Other receipts.....		513199-SM	10.2	0.0	10.2	0.0	0.0	0.0
Software publishers.....	5132		1.7	2.1	0.8	0.0	-0.6	0.2
Software publishers.....	51321		1.7	2.1	0.8	0.0	-0.6	0.2
Software publishers.....	513210		1.7	2.1	0.8	0.0	-0.5	0.2
Primary services.....		513210-P	1.8	2.3	0.9	0.0	-0.6	0.4
Software publishing, except games.....		513210-5	1.8	2.7	1.2	0.0	-0.7	0.6
System & application software publishing, excluding maintenance, tech support & games.....		513210-505	1.6	1.9	1.4	0.0	-0.3	0.7
System software publishing.....		513210-50501	3.8	2.5	2.8	-0.4	0.0	0.0
Application software publishing.....		513210-50502	-0.3	1.3	-0.2	0.5	-0.6	1.4
Desktop and portable device application software publishing.....		513210-505021	2.6	3.0	-2.2	0.0	-2.5	3.1
Other application software publishing.....		513210-505022	-2.9	0.2	1.1	0.8	0.5	0.4
Software maintenance, technical support, and other services related to software publishing.....		513210-506	3.7	10.7	-0.8	-0.1	-4.5	0.2
Game software publishing.....		513210-7	6.7	-2.6	-3.4	0.6	0.8	-3.1
Other receipts.....		513210-SM	-	0.0	0.0	0.0	0.0	-
Broadcasting, except Internet.....	516		-8.2	-3.5	-5.0	-1.6	2.2	0.4
Radio and television broadcasting.....	5161		-6.7	-6.9	0.5	0.2	0.1	-1.1
Radio broadcasting.....	51611		-5.4	-10.9	9.6	-1.5	-1.1	4.6
Radio broadcasting stations.....	516110		-5.4	-10.9	9.6	-1.5	-1.1	4.6
Primary services.....		516110-P	-5.9	-11.1	9.8	-1.5	-1.2	4.7
Radio station services.....		516110-1	-7.5	-11.1	9.8	-1.5	-1.2	4.7
Radio station advertising sales.....		516110-101	-8.7	-13.3	12.0	-1.8	-1.4	5.6
Radio station advertising sales, local.....		516110-10101	-7.5	-9.0	10.1	-1.9	-1.4	5.5

See footnotes at end of table.

Table 12. Producer price index percentage changes for the net output of selected industries and their products, not seasonally adjusted — Continued
 [May 2023]

Title ¹	Industry code	Product code	Unadjusted 12-month percent change ²	Unadjusted 1-month percent change ²				
				May 2022 to May 2023 ^P	Dec. to Jan.	Jan. to Feb. ^P	Feb. to Mar. ^P	Mar. to Apr. ^P
Radio broadcasting stations - Continued								
Radio station advertising sales, national and regional		516110-10102	-11.3	-23.2	17.4	-1.7	-1.4	5.9
Other radio station services		516110-102	0.0	0.0	0.0	0.0	0.0	0.0
Other receipts		516110-SM	0.2	0.2	0.0	0.0	0.0	0.0
Television broadcasting	51612		-8.8	-5.7	-2.1	0.7	0.5	-2.8
Television broadcasting stations	516120		-8.8	-5.7	-2.1	0.7	0.5	-2.8
Primary services		516120-P	-16.4	-5.4	-2.0	0.6	0.4	-2.7
Television station advertising sales		516120-3	-22.7	-8.7	-3.3	1.1	0.7	-4.5
Other television station broadcasting services		516120-4	0.0	0.0	0.0	0.0	0.0	0.0
Other receipts		516120-SM	55.3	-0.7	0.0	0.0	0.0	0.0
Cable and other subscription programming	5162		-9.1	-2.0	-7.2	-2.3	3.2	1.0
Cable and other subscription programming	51621		-9.1	-2.0	-7.2	-2.3	3.2	1.0
Media streaming dist svcs, social networks, and other media networks and content providers	516210		-9.1	-2.0	-7.2	-2.3	3.2	1.0
Primary services		516210-P	-8.8	-2.1	-7.1	-2.3	3.1	1.4
Cable networks		516210-1	-12.1	-3.0	-10.6	-3.6	4.9	2.1
Cable network advertising services		516210-11	-20.2	-3.8	-11.9	-4.1	5.6	2.1
Cable network programming services		516210-12	7.1	3.4	0.0	0.0	0.0	1.9
Radio network and national syndication services		516210-3	0.0	0.0	-0.1	0.1	0.0	0.0
Telecommunications	517		4.6	1.2	0.0	0.6	0.1	-0.3
Wired and wireless telecommunications carriers	5173		4.6	1.2	0.0	0.6	0.1	-0.3
Wired and wireless telecommunications carriers	51731		4.6	1.2	0.0	0.6	0.1	-0.3
Wired telecommunications carriers	517311		6.8	2.1	0.1	1.0	0.2	-0.5
Primary products		517311-P	6.8	2.1	0.1	1.0	0.2	-0.5
Local telephone service, except private lines		517311-1	5.1	-0.4	0.4	1.3	0.7	0.5
Residence local telephone service		517311-111	5.7	0.0	0.3	0.7	0.7	0.9
Business and other local telephone service		517311-112	4.0	-1.4	0.6	2.6	0.6	-0.3
Public switched toll service		517311-2	8.0	0.5	0.2	-1.0	1.9	1.1
Residence switched toll service		517311-21	10.9	0.1	0.2	0.0	2.3	2.7
Business switched toll and other toll service		517311-22	5.1	1.0	0.2	-1.9	1.6	-0.3
Private line telephone service		517311-3	4.0	-0.1	2.1	0.0	0.2	0.5
All-distance telephone service		517311-4	0.6	0.3	0.3	0.0	0.5	-0.6
Residential all-distance telephone service		517311-401	-	0.2	0.1	0.0	0.4	0.6
Business all-distance telephone service		517311-402	-	0.4	0.5	0.0	0.5	-1.7
Video programming distribution		517311-5	9.2	1.4	0.5	1.8	0.1	-0.1
Video programming subscriber services		517311-501	10.7	1.6	1.4	1.9	0.1	-0.1
Advertising services		517311-502	-10.2	0.0	-10.2	0.0	0.0	0.0
Internet access services		517311-6	0.2	0.9	0.3	0.8	-0.2	-0.5
Residential Internet access services		517311-601	0.4	0.9	0.2	0.0	-0.3	-0.3
Business Internet access services		517311-602	1.1	0.7	0.4	2.9	0.0	-0.9
Bundled access services		517311-7	8.5	4.2	-0.4	1.3	0.0	-1.4
Other wired telecommunications services		517311-9	0.0	0.0	0.0	0.0	0.0	0.0
Wireless telecommunications carriers	517312		1.1	0.0	-0.1	0.0	0.0	0.0
Primary services		517312-P	1.1	0.0	-0.1	0.0	0.0	0.0
Wireless telecommunications services		517312-1	1.1	0.0	-0.1	0.0	0.0	0.0
Data processing and related services	5182		0.5	0.1	0.3	0.2	0.0	0.1
Data processing and related services	51821		0.5	0.1	0.3	0.2	0.0	0.1
Data processing, hosting and related services	518210		0.5	0.1	0.3	0.2	0.0	0.1
Primary services		518210-P	0.6	0.2	0.3	0.2	0.0	0.1
Business process management services		518210-1	0.3	0.0	0.0	0.0	0.1	0.0
Data management, information transformation, and related services		518210-4	0.3	0.0	0.0	0.0	0.0	0.0
Hosting, ASP, and other IT infrastructure provisioning services		518210-5	0.9	0.3	0.6	0.4	-0.1	0.2
Other receipts		518210-SM	0.0	0.0	0.0	0.0	0.0	0.0
Depository credit intermediation	5221		32.7	5.4	3.2	-3.1	2.8	-0.9
Commercial banking	52211		35.1	5.5	3.4	-3.3	2.9	-1.0
Commercial banking	522110		35.1	5.5	3.4	-3.3	2.9	-1.0
Primary services		522110-P	35.1	5.5	3.4	-3.3	2.9	-1.0
Loan services		522110-1	44.2	9.0	5.4	-6.2	3.9	-1.0
Residential real estate loans, except home equity		522110-101	-10.7	-0.5	2.2	-6.7	4.0	-2.9
Nonresidential real estate loans		522110-102	82.3	12.3	6.7	-6.5	4.6	-2.1

See footnotes at end of table.

Table 12. Producer price index percentage changes for the net output of selected industries and their products, not seasonally adjusted — Continued
 [May 2023]

Title ¹	Industry code	Product code	Unadjusted 12-month percent change ²	Unadjusted 1-month percent change ²				
				May 2022 to May 2023 ^P	Dec. to Jan.	Jan. to Feb. ^P	Feb. to Mar. ^P	Mar. to Apr. ^P
Commercial banking - Continued								
Home equity loans.....		522110-103	38.7	4.1	5.4	-1.5	2.5	0.8
Commercial, industrial, and agricultural loans, except real estate.....		522110-105	82.7	11.6	6.2	-7.4	3.4	1.3
New and used auto and truck loans.....		522110-106	-10.1	7.3	1.0	-13.0	5.1	-2.8
Credit cards, overdraft credit, and related plans.....		522110-107	24.1	6.0	3.2	-2.8	1.6	-1.5
Other loan services.....		522110-108	5.5	3.9	2.4	-2.1	3.7	-3.1
Deposit services.....		522110-2	22.8	-1.9	-1.9	4.5	0.7	-1.2
Demand deposits.....		522110-201	29.7	-1.1	-2.4	10.8	-0.7	-0.2
Time and other deposits.....		522110-202	17.1	-2.5	-1.5	-0.7	2.0	-2.1
Trust services.....		522110-3	-8.6	0.1	3.5	0.0	0.0	2.6
Other banking services.....		522110-4	0.7	0.0	0.0	0.0	0.0	0.0
Savings institutions.....	52218		1.9	2.8	0.2	0.0	0.6	0.7
Savings institutions and other depository credit intermediation.....	522180		1.9	2.8	0.2	0.0	0.6	0.7
Primary services.....		522180-P	1.9	2.8	0.2	0.0	0.6	0.7
Loan services.....		522180-1	9.9	5.5	2.8	-0.5	2.0	0.9
Residential real estate loans, except home equity.....		522180-101	-6.7	1.5	3.0	3.7	-2.9	1.6
Nonresidential real estate loans.....		522180-102	19.5	5.4	1.9	-1.9	-0.5	1.0
Home equity loans.....		522180-103	36.9	11.7	1.7	0.4	2.6	0.0
Commercial, industrial, and agricultural loans, except real estate.....		522180-105	64.8	7.8	5.5	1.5	1.7	1.7
New and used auto and truck loans.....		522180-106	17.0	6.3	2.6	0.9	3.7	4.3
Credit cards, overdraft credit, and related plans.....		522180-109	26.7	3.4	3.8	-7.2	11.3	2.3
Other loan services.....		522180-111	11.6	6.3	-0.1	-1.6	6.1	-5.0
Deposit services.....		522180-2	-13.7	-2.4	-5.5	1.1	-3.3	0.4
Demand deposits.....		522180-201	34.4	0.8	1.7	5.3	1.0	1.1
Time and other deposits.....		522180-202	-22.9	-3.1	-7.4	0.0	-4.6	0.2
Trusts and other banking services.....		522180-3	20.6	2.0	0.0	0.0	13.3	0.0
Security, commodity contracts and like activity.....	523		10.9	2.7	2.5	-1.8	1.9	0.5
Securities and commodity contracts intermediation and brokerage.....	5231		41.1	2.8	4.8	0.3	-0.2	3.9
Investment banking and securities intermediation.....	52315		-	2.8	4.8	0.3	-0.2	3.9
Investment banking and securities intermediation.....	523150		-	2.8	4.8	0.3	-0.2	3.9
Primary services.....		523150-P	-	2.8	4.8	0.3	-0.2	3.9
Securities brokerage.....		523150-1	41.1	0.5	3.5	-1.1	2.9	3.3
Brokerage services.....		523150-101	-2.9	-2.9	0.8	-0.7	0.2	4.4
Brokerage services, equities and ETFs.....		523150-1011	-3.5	-7.4	2.2	-2.1	0.4	11.7
Brokerage services, all other securities.....		523150-1012	0.3	0.1	0.0	0.2	0.1	0.0
Other securities related services including margin lending and mutual fund sales.....		523150-102	64.7	2.2	4.8	-1.3	4.1	2.7
Investment banking and securities dealing.....		523150-2	41.5	4.5	5.7	1.3	-2.3	4.4
Dealer transactions.....		523150-201	-20.4	-2.5	4.8	2.8	-11.8	4.4
Dealer transactions, equity securities.....		523150-2011	-30.8	-2.1	8.7	-2.3	-20.1	15.5
Dealer transactions, debt securities and all other trading.....		523150-2012	10.5	-2.9	-0.2	10.1	-1.4	-6.9
Investment banking services.....		523150-202	-4.1	0.3	2.1	1.5	-1.1	1.5
Other securities dealing services.....		523150-203	564.4	13.3	8.7	0.1	3.2	6.2
Portfolio management and investment advice.....	52394		-	2.5	0.6	-3.7	3.8	-2.3
Portfolio management and investment advice.....	523940		-	2.5	0.6	-3.7	3.8	-2.3
Primary services.....		523940-P	-	2.5	0.6	-3.7	3.8	-2.3
Portfolio management.....		523940-1	-6.9	3.7	-0.2	-3.9	4.0	-2.9
Mutual fund and exchange traded fund management.....		523940-11	-18.3	4.0	-2.4	-9.6	4.9	-9.3
Management of equity funds.....		523940-1101	-27.1	5.7	-4.5	-14.4	8.8	-14.6
Management of bond funds.....		523940-1102	-5.9	0.7	1.6	-1.0	-4.2	0.5
Management of other funds.....		523940-1103	4.0	0.6	1.9	0.1	1.1	0.3
Private portfolio management.....		523940-12	0.3	3.5	1.4	-0.3	3.5	0.9
Management of equity private portfolios.....		523940-1201	-5.5	4.9	1.9	-0.5	5.6	1.6
Management of bond private portfolios.....		523940-1202	1.8	1.3	0.3	-0.1	1.6	0.2
Management of other private portfolios.....		523940-1203	6.8	2.1	0.8	0.0	0.0	-0.2
Investment advice.....		523940-2	-1.0	-4.2	5.5	-2.1	2.4	0.8
Investment advisory services.....		523940-21	-1.0	-4.2	5.5	-2.1	2.4	0.8
Insurance carriers and related activities.....	524		3.1	1.6	0.1	0.1	0.1	0.0
Insurance carriers.....	5241		3.1	1.6	0.1	0.1	0.1	0.0
Direct life/health/medical insurance carriers.....	52411		2.0	1.8	0.0	0.0	0.0	0.0
Direct life insurance carriers.....	524113		-0.2	-0.3	0.0	0.0	0.0	0.0

See footnotes at end of table.

Table 12. Producer price index percentage changes for the net output of selected industries and their products, not seasonally adjusted — Continued
 [May 2023]

Title ¹	Industry code	Product code	Unadjusted 12-month percent change ²	Unadjusted 1-month percent change ²				
			May 2022 to May 2023 ^P	Dec. to Jan.	Jan. to Feb. ^P	Feb. to Mar. ^P	Mar. to Apr. ^P	Apr. to May ^P
Direct life insurance carriers - Continued								
Primary services.....		524113-P	-0.2	-0.3	0.0	0.0	0.0	0.0
Life insurance policies.....		524113-1	0.1	-0.4	0.0	0.0	0.0	0.0
Individual life insurance policies.....		524113-101	-0.4	-0.7	0.0	0.0	0.0	0.0
Term life insurance policies.....		524113-10101	-5.4	-5.5	0.0	0.0	0.0	0.0
Whole life insurance policies.....		524113-10102	0.1	0.0	0.0	0.0	0.0	0.0
Universal life insurance policies.....		524113-10103	1.6	0.2	0.0	0.0	0.0	0.0
Variable-universal and other individual life insurance policies.....		524113-10105	0.0	0.0	0.0	0.0	0.0	0.0
Group life insurance policies.....		524113-102	2.1	1.2	0.0	0.0	-0.2	0.0
Annuities.....		524113-2	-0.8	-0.1	0.0	0.3	0.2	0.0
Variable deferred annuities.....		524113-201	-0.4	0.2	0.0	0.0	0.0	0.0
Fixed-rate deferred annuities.....		524113-202	0.1	-0.1	0.0	1.1	0.5	0.0
Immediate annuities.....		524113-203	-7.6	-1.7	0.0	-0.6	0.1	0.0
Disability insurance policies.....		524113-3	-0.3	0.0	0.0	0.0	0.0	0.0
Direct health and medical insurance carriers.....	524114		2.8	2.6	0.0	0.0	0.0	0.0
Primary services.....		524114-P	2.9	2.7	0.0	0.0	0.0	0.0
Medical service plans.....		524114-1	2.9	2.7	0.0	0.0	0.0	0.0
Comprehensive medical service plans.....		524114-101	5.3	5.1	0.1	0.0	0.1	0.0
Group managed care medical service plans.....		524114-10101	4.2	3.8	0.1	0.0	0.1	0.0
Group fee-for-service medical service plans.....		524114-10102	4.3	3.8	0.0	0.0	0.0	0.0
Individual comprehensive medical service plans.....		524114-10103	6.9	6.9	0.0	0.0	0.0	0.0
Non-comprehensive medical service plans.....		524114-103	1.5	0.7	0.0	0.0	0.0	0.0
Dental service plans.....		524114-10301	1.5	1.1	0.1	0.1	0.0	0.1
Supplemental Medicare service plans.....		524114-10302	4.0	1.8	0.0	0.0	0.0	0.0
Other medical service plans.....		524114-10303	0.0	0.0	0.0	0.0	0.0	0.0
Indemnity health insurance plans.....		524114-2	0.1	0.0	0.0	0.0	0.0	0.0
Other direct insurance carriers.....	52412		5.6	1.2	0.2	0.3	0.1	0.1
Direct property and casualty insurers.....	524126		5.6	1.2	0.2	0.3	0.1	0.1
Primary services.....		524126-P	5.6	1.2	0.2	0.3	0.1	0.1
Private passenger auto insurance.....		524126-1	8.9	2.2	0.1	0.2	0.1	0.1
Homeowner's insurance.....		524126-2	2.0	-0.1	0.1	0.7	0.3	0.0
Commercial auto insurance.....		524126-3	2.7	-0.3	0.3	-1.0	0.4	0.5
Non-auto liability insurance.....		524126-4	1.9	0.3	0.0	0.4	0.0	0.6
Medical malpractice insurance.....		524126-402	-0.1	1.8	0.0	0.0	0.0	0.9
Product and other non-auto liability insurance.....		524126-403	2.4	0.1	0.0	0.4	-0.1	0.6
Commercial multiple peril insurance.....		524126-5	8.6	1.4	0.0	0.5	0.0	0.0
Worker's compensation insurance.....		524126-6	1.3	0.0	0.0	0.4	0.0	0.0
Other property and casualty insurance.....		524126-7	2.4	0.7	0.6	0.2	0.4	0.1
Insurance agencies and brokerages.....	52421		0.9	0.7	0.0	0.0	0.0	0.1
Insurance agencies and brokerages.....	524210		0.9	0.7	0.0	0.0	0.0	0.1
Primary services.....		524210-P	1.0	0.7	0.0	0.0	0.0	0.1
Sale of property and casualty insurance.....		524210-1	1.4	1.1	0.0	0.0	0.0	0.1
Sale of personal property and casualty insurance.....		524210-101	2.0	1.5	0.0	0.0	0.0	0.2
Sale of private passenger auto insurance.....		524210-10101	2.3	1.9	0.0	0.0	0.0	0.0
Sale of homeowner's insurance.....		524210-10102	1.4	0.8	0.0	0.0	0.0	0.6
Sale of other personal property and casualty insurance.....		524210-10103	1.4	1.0	0.0	0.0	0.0	0.0
Sale of commercial property and casualty insurance.....		524210-102	0.7	0.6	0.0	0.0	0.0	0.0
Sale of life insurance and annuities.....		524210-2	0.2	0.2	0.0	0.0	0.0	0.0
Sale of health and medical insurance.....		524210-3	0.6	0.2	0.0	0.0	0.0	0.4
Sale of other insurance.....		524210-4	0.0	0.0	0.0	0.0	0.0	0.0
Lessors of nonresidential buildings (except miniwarehouses).....	53112		1.4	2.0	-4.4	-1.9	2.7	-0.5
Lessors of nonresidential buildings.....	531120		1.4	2.0	-4.4	-1.9	2.7	-0.5
Primary services.....		531120-P	1.4	2.0	-4.4	-1.9	2.7	-0.5
Leasing of shopping centers and retail stores.....		531120-1	3.9	5.3	-10.1	-2.8	4.1	-0.9
Leasing of professional and office buildings.....		531120-2	4.5	1.6	1.2	-0.7	0.5	0.3
Leasing of manufacturing and industrial buildings.....		531120-3	3.0	1.4	0.1	0.1	0.5	-0.1
Leasing of other nonresidential buildings and facilities.....		531120-7	-15.9	-6.8	-6.3	-4.7	7.5	-2.1
Lessors of miniwarehouse and self storage units.....	53113		6.5	0.3	-0.4	-0.3	0.9	-0.1
Miniwarehouse and self-storage unit operators.....	531130		6.5	0.3	-0.4	-0.3	0.9	-0.1
Primary services.....		531130-P	6.5	0.3	-0.4	-0.3	0.9	-0.1
Miniwarehouse and self-storage unit operation.....		531130-1	6.5	0.3	-0.4	-0.3	0.9	-0.1
Offices of real estate agents and brokers.....	5312		2.3	-0.4	-0.6	0.0	-0.2	1.4

See footnotes at end of table.

Table 12. Producer price index percentage changes for the net output of selected industries and their products, not seasonally adjusted — Continued
 [May 2023]

Title ¹	Industry code	Product code	Unadjusted 12-month percent change ²	Unadjusted 1-month percent change ²					
				May 2022 to May 2023 ^P	Dec. to Jan.	Jan. to Feb. ^P	Feb. to Mar. ^P	Mar. to Apr. ^P	Apr. to May ^P
Offices of real estate agents and brokers - Continued									
Offices of real estate agents and brokers.....	53121		2.3	-0.4	-0.6	0.0	-0.2	1.4	
Offices of real estate agents and brokers.....	531210		2.3	-0.4	-0.6	0.0	-0.2	1.4	
Primary services.....		531210-P	2.3	-0.4	-0.6	0.0	-0.2	1.4	
Real estate brokerage, residential property sales and leases.....		531210-1	3.2	-0.3	-0.5	0.1	0.0	1.8	
Real estate brokerage, nonresidential property sales and leases including land sales and leases.....		531210-6	-1.2	-0.6	-1.1	-0.6	-0.8	-0.4	
Real estate brokerage, nonresidential property sales including land sales.....		531210-601	-2.3	-0.9	-1.7	-0.8	-1.3	-0.6	
Real estate brokerage, nonresidential property leases including land leases.....		531210-602	1.6	0.0	0.0	0.0	0.0	0.0	
Real estate property managers.....	53131		0.0	0.3	-1.9	-0.5	0.4	0.6	
Residential property managers.....	531311		1.0	0.8	-0.5	-0.1	0.3	0.7	
Primary services.....		531311-P	1.0	0.8	-0.5	-0.1	0.3	0.7	
Residential property management services.....		531311-1	1.0	0.8	-0.5	-0.1	0.3	0.7	
Nonresidential property managers.....	531312		-1.1	-0.5	-4.5	-1.2	0.4	0.2	
Primary services.....		531312-P	-1.1	-0.5	-4.5	-1.2	0.4	0.2	
Nonresidential property management services.....		531312-1	-1.1	-0.5	-4.5	-1.2	0.4	0.2	
Offices of real estate appraisers.....	531320		-4.5	0.6	-0.9	-0.7	-0.5	-1.4	
Primary services.....		531320-P	-4.5	0.6	-0.9	-0.7	-0.5	-1.4	
Real estate appraisal services.....		531320-1	-4.5	0.6	-0.9	-0.7	-0.5	-1.4	
Automotive equipment rental and leasing.....	5321		-4.2	-3.0	1.0	2.3	-1.3	-1.6	
Passenger car rental and leasing.....	53211		-7.3	-4.1	1.8	3.3	-2.0	-2.2	
Passenger car rental.....	532111		-7.3	-4.1	1.8	3.3	-2.0	-2.2	
Primary services.....		532111-P	-7.3	-4.1	1.8	3.3	-2.0	-2.2	
Standard passenger car rental.....		532111-2	-10.3	-5.4	2.2	4.4	-2.8	-3.0	
Passenger car rental for business travel.....		532111-211	-3.4	-0.4	1.8	-0.8	-3.5	4.2	
Passenger car rental for leisure travel.....		532111-221	-12.6	-7.2	2.4	6.2	-2.6	-5.5	
Replacement passenger car rental.....		532111-3	2.4	-0.2	0.6	0.0	0.4	0.1	
Truck, utility trailer and RV rental and leasing.....	53212		2.6	-0.6	-0.4	0.5	0.2	-0.3	
Truck, utility trailer, and RV rental and leasing.....	532120		2.6	-0.6	-0.4	0.5	0.2	-0.3	
Primary services.....		532120-P	3.1	-0.8	-0.6	0.7	0.2	-0.3	
Rental of trucks, truck trailers, RVs.....		532120-1	0.5	-0.5	-3.0	1.2	0.5	-1.4	
Leasing of trucks, truck trailers, and RVs.....		532120-4	4.9	-0.9	1.0	0.3	0.0	0.3	
Other receipts.....		532120-SM	0.0	0.2	1.1	-0.5	0.2	0.0	
Other heavy machinery rental and leasing.....	532412		7.6	0.1	0.0	0.0	0.9	0.1	
Primary services.....		532412-P	7.2	0.0	0.0	0.0	0.9	0.3	
Construction equipment rental and leasing.....		532412-1	7.9	0.0	0.0	0.0	1.3	0.5	
Oilfield and well drilling equipment rental and leasing.....		532412-2	5.5	0.0	0.0	0.0	0.0	0.0	
Other receipts.....		532412-SM	7.3	0.7	0.0	0.0	0.4	-1.0	
Legal services.....	5411		5.9	3.2	1.8	-0.1	0.2	-0.1	
Offices of lawyers.....	54111		5.9	3.2	1.8	-0.1	0.2	-0.1	
Offices of lawyers.....	541110		5.9	3.2	1.8	-0.1	0.2	-0.1	
Primary services.....		541110-P	5.9	3.2	1.8	-0.1	0.2	-0.1	
Labor and employment legal services.....		541110-A	4.9	1.2	1.1	-0.2	-0.9	2.1	
Criminal legal services.....		541110-B	-	0.6	0.0	0.0	-	-	
Other legal services.....		541110-C	2.6	1.7	0.0	0.0	0.0	0.0	
Real estate legal services.....		541110-2	7.9	5.6	1.0	0.0	0.0	0.9	
Civil negligence legal services.....		541110-3	6.7	4.3	0.7	0.3	0.2	-0.2	
Defendant representation.....		541110-301	3.8	2.9	0.9	0.3	0.3	-0.5	
Plaintiff representation.....		541110-302	11.1	6.3	0.3	0.3	0.0	0.3	
Wills, estate planning, and probate.....		541110-6	10.5	4.6	0.0	0.0	0.0	0.0	
Business and commercial legal services.....		541110-9	6.7	3.4	3.4	-0.3	0.6	-0.6	
Tax legal services.....		541110-901	16.3	16.3	0.6	0.0	-0.2	0.0	
Intellectual property legal services.....		541110-902	6.8	3.1	2.9	-1.9	1.4	-0.9	
Bankruptcy and other business and commercial legal services.....		541110-903	6.2	2.7	3.7	0.0	0.4	-0.6	
Offices of certified public accountants.....	541211		7.0	2.9	-0.3	-0.1	1.1	-0.1	
Primary services.....		541211-P	7.1	2.1	0.1	-0.2	1.0	-0.1	
Other accounting services.....		541211-A	-2.6	0.6	-0.3	-2.6	-4.6	0.0	
Financial auditing.....		541211-4	7.0	2.7	0.5	0.9	3.5	-0.3	
Tax preparation and planning.....		541211-5	10.5	2.0	0.0	-0.4	0.3	0.0	
Bookkeeping and compilation.....		541211-9	5.3	2.5	-0.1	0.0	1.7	0.0	

See footnotes at end of table.

Table 12. Producer price index percentage changes for the net output of selected industries and their products, not seasonally adjusted — Continued
 [May 2023]

Title ¹	Industry code	Product code	Unadjusted 12-month percent change ²	Unadjusted 1-month percent change ²					
				May 2022 to May 2023 ^P	Dec. to Jan.	Jan. to Feb. ^P	Feb. to Mar. ^P	Mar. to Apr. ^P	Apr. to May ^P
Offices of certified public accountants - Continued									
Other accounting services.....	541219		-2.2	1.2	1.7	1.8	-1.0	0.0	
Primary services.....		541219-P	-2.2	1.2	1.7	1.8	-1.0	0.0	
Other accounting services (non-CPA firms).....		541219-1	-2.2	1.2	1.7	1.8	-1.0	0.0	
Architectural, engineering and related services.....	5413		3.4	1.1	0.4	0.1	0.3	0.0	
Architectural services.....	54131		1.8	0.1	0.0	0.3	0.5	0.1	
Architectural services.....	541310		1.8	0.1	0.0	0.3	0.5	0.1	
Primary services.....		541310-P	2.0	0.1	0.0	0.3	0.5	0.1	
Residential building projects.....		541310-1	1.4	0.0	0.0	0.0	0.0	0.0	
Nonresidential building projects.....		541310-7	1.8	0.1	0.0	0.4	0.7	0.1	
Commercial and industrial building projects.....		541310-71	1.4	0.0	0.0	0.5	0.4	0.0	
Institutional building projects.....		541310-72	2.4	0.2	0.0	0.4	1.0	0.1	
Other architectural services, incl. historic restoration & architectural consulting services.....		541310-8	14.2	0.0	0.1	0.2	0.0	0.0	
Engineering services.....	54133		3.7	1.3	0.5	0.0	0.3	0.0	
Engineering services.....	541330		3.7	1.3	0.5	0.0	0.3	0.0	
Primary services.....		541330-P	3.9	1.5	0.5	0.0	0.3	0.0	
Building related engineering projects.....		541330-1	2.4	1.0	0.0	0.0	0.5	0.0	
Residential building engineering projects.....		541330-101	0.3	0.0	0.0	0.0	0.0	0.0	
Commercial, public, and institutional building engineering projects.....		541330-102	4.2	1.0	0.1	0.0	0.7	0.0	
Industrial and manufacturing plant and process engineering projects.....		541330-103	2.0	1.1	0.0	0.0	0.5	0.0	
Non-building related engineering projects.....		541330-2	4.9	1.8	0.8	0.0	0.2	0.0	
Transportation engineering projects.....		541330-201	3.3	1.6	0.1	0.1	0.3	0.0	
Highway and roadway engineering projects.....		541330-20101	2.9	1.3	0.1	0.1	0.3	0.0	
Other transportation engineering projects, including mass transit engineering projects.....		541330-20102	4.0	2.1	0.0	0.1	0.3	0.0	
Municipal utility and power generation and distribution engineering projects.....		541330-202	5.3	3.6	0.6	0.0	0.4	0.0	
All other non-building related engineering projects.....		541330-203	6.1	1.1	1.4	0.0	0.1	0.0	
Other receipts.....		541330-SM	1.5	-0.1	0.0	0.1	0.1	0.0	
Management and technical consulting services.....	5416		1.1	0.4	-0.7	-0.3	0.3	0.6	
Management consulting services.....	54161		1.1	0.4	-0.7	-0.3	0.3	0.6	
Management consulting services.....	541610		1.0	0.7	-0.9	-0.1	0.2	0.4	
Primary services.....		541610-P	0.9	0.9	-1.2	0.1	0.1	0.2	
Administrative and general management consulting services.....		541610-1	-0.5	1.1	-2.1	0.0	0.0	0.0	
Marketing consulting services.....		541610-3	0.1	0.0	0.0	0.0	0.1	0.0	
Process, physical distribution and logistics consulting services.....		541610-4	9.2	3.0	1.4	0.0	0.4	1.5	
Human resources consulting services.....		541610-5	5.2	0.3	-0.2	1.8	-0.2	0.7	
Advertising agencies.....	54181		0.8	0.1	0.2	0.3	0.0	0.0	
Advertising agencies.....	541810		0.8	0.1	0.2	0.3	0.0	0.0	
Primary services.....		541810-P	0.9	0.1	0.2	0.2	0.0	0.0	
Advertising agency services.....		541810-4	0.9	0.1	0.2	0.2	0.0	0.0	
Advertising creative services billed separately.....		541810-401	1.0	0.0	0.1	0.1	0.0	0.0	
Advertising placement services, including bundled placement and creative services.....		541810-402	1.0	0.2	0.3	0.3	0.0	0.0	
Other advertising services billed separately.....		541810-403	0.0	0.0	0.0	0.0	0.0	0.0	
Other receipts.....		541810-SM	-	0.0	0.0	0.6	0.0	-	
Employment services.....	5613		1.3	0.2	-0.3	0.6	0.5	0.1	
Employee leasing services.....	56133		1.0	0.0	0.1	0.0	0.0	0.0	
Professional employer organizations.....	561330		1.0	0.0	0.1	0.0	0.0	0.0	
Primary services.....		561330-P	1.0	0.0	0.1	0.0	0.0	0.0	
Co-employment staffing.....		561330-1	1.0	0.0	0.1	0.0	0.0	0.0	
Staffing services (except PEOs).....	56138		1.7	0.4	-0.6	1.1	0.9	0.1	
Staffing services (except PEOs).....	561380		1.7	0.4	-0.6	1.1	0.9	0.1	
Primary services.....		561380-P	1.7	0.4	-0.6	1.1	0.9	0.1	
Temporary help services.....		561380-1	1.5	0.4	-0.4	1.1	0.9	0.2	
Temporary help services, office and clerical.....		561380-101	6.2	0.4	-1.6	2.6	1.3	0.9	
Temporary help services, light and heavy industrial.....		561380-102	0.4	0.2	-0.2	-0.5	2.7	0.1	
Temporary help services, technical and professional.....		561380-103	5.2	-0.6	-0.2	2.2	-0.1	0.2	
Temporary help services, medical.....		561380-104	-10.1	3.4	-1.2	2.4	-0.2	0.5	
Temporary help services, other.....		561380-105	1.3	0.3	0.5	-0.1	-0.3	-0.7	
Employment placement services.....		561380-2	3.7	-0.1	-2.5	1.2	2.4	0.1	

See footnotes at end of table.

Table 12. Producer price index percentage changes for the net output of selected industries and their products, not seasonally adjusted — Continued
 [May 2023]

Title ¹	Industry code	Product code	Unadjusted 12-month percent change ²	Unadjusted 1-month percent change ²				
				May 2022 to May 2023 ^P	Dec. to Jan.	Jan. to Feb. ^P	Feb. to Mar. ^P	Mar. to Apr. ^P
Staffing services (except PEOs) - Continued								
Executive search services.....		561380-3	0.5	1.1	-0.7	0.7	-1.0	-1.8
Travel agencies.....	56151		3.8	0.1	-0.5	-0.2	0.5	0.1
Travel agencies.....	561510		3.9	0.1	-0.5	-0.2	0.5	0.1
Primary services.....		561510-P	4.2	0.1	-0.7	-0.3	0.8	0.2
Flight bookings.....		561510-1	6.5	-0.8	0.9	-0.1	0.3	-0.1
Domestic flight bookings.....		561510-111	12.5	-1.6	0.0	0.7	0.0	0.0
International flight bookings.....		561510-112	2.3	-0.1	1.6	-0.7	0.6	-0.2
Other travel agency services, except flight bookings.....		561510-2	3.2	0.7	-1.8	-0.4	1.1	0.4
Hotel and car rental bookings.....		561510-211	7.5	3.0	1.3	0.7	1.6	-1.3
Hotel bookings.....		561510-2111	0.5	3.3	1.3	0.7	1.6	-1.3
Car rental bookings.....		561510-2112	-7.8	-31.0	-2.1	1.2	2.4	-1.4
Cruise and tour bookings.....		561510-222	9.1	0.1	-6.6	-1.9	2.3	2.2
Cruise bookings.....		561510-2221	13.4	2.2	-7.7	-1.7	2.1	1.8
Packaged tour bookings.....		561510-2222	5.1	-8.5	-1.5	-2.7	3.0	4.0
All other travel agency services.....		561510-233	-0.4	0.0	0.0	0.0	0.0	0.0
Security guards and patrol services.....	561612		9.4	1.1	0.1	0.3	0.1	2.1
Primary services.....		561612-P	9.4	1.1	0.1	0.3	0.1	2.1
Security guard services.....		561612-1	9.4	1.1	0.1	0.3	0.1	2.1
Janitorial services.....	56172		2.1	0.7	-0.1	0.2	0.5	0.0
Janitorial services.....	561720		2.1	0.7	-0.1	0.2	0.5	0.0
Primary services.....		561720-P	2.2	0.7	-0.1	0.2	0.5	0.0
Janitorial cleaning services.....		561720-5	2.2	0.7	-0.1	0.2	0.5	0.0
Nonresidential cleaning services.....		561720-51	2.4	0.8	-0.1	0.2	0.6	0.0
Residential cleaning services.....		561720-52	0.0	0.0	0.0	0.0	0.0	0.0
Waste collection.....	5621		11.8	1.3	2.1	1.9	1.1	-0.1
Waste collection.....	56211		11.8	1.3	2.1	1.9	1.1	-0.1
Solid waste collection.....	562111		11.8	1.3	2.1	1.9	1.1	-0.1
Primary services.....		562111-P	12.7	1.6	2.4	2.0	1.2	-0.2
Solid waste collection services.....		562111-2	12.7	1.6	2.4	2.0	1.2	-0.2
Offices of physicians.....	6211		0.7	-0.4	0.1	0.1	0.0	0.1
Offices of physicians.....	62111		0.7	-0.4	0.1	0.1	0.0	0.1
Offices of physicians, except mental health.....	621111		0.7	-0.4	0.1	0.1	0.0	0.1
Primary services.....		621111-P	0.7	-0.4	0.1	0.1	0.0	0.1
One and two physician practices and single specialty group practices.....		621111-4	0.2	-0.9	0.2	0.1	0.1	0.0
General/family practice.....		621111-411	2.5	1.2	0.1	-0.1	0.0	0.0
Internal medicine.....		621111-412	-3.1	-3.1	0.0	0.0	0.1	0.0
General surgery and other surgical specialties.....		621111-413	1.0	-1.0	0.0	0.0	0.0	0.0
Pediatrics.....		621111-414	1.4	0.0	1.1	0.0	0.3	0.0
Obstetrics/gynecology.....		621111-415	2.6	0.0	0.0	1.5	0.0	0.0
Other specialty.....		621111-419	-0.2	-0.8	0.0	0.0	0.0	0.0
Multispecialty group practice.....		621111-5	1.6	0.8	0.1	0.1	-0.1	0.3
Offices of dentists.....	6212		3.3	0.3	2.1	0.1	0.0	0.0
Offices of dentists.....	62121		3.3	0.3	2.1	0.1	0.0	0.0
Offices of dentists.....	621210		3.3	0.3	2.1	0.1	0.0	0.0
Primary services.....		621210-P	3.3	0.3	2.1	0.1	0.0	0.0
Dental visits and consultations.....		621210-1	0.9	-0.7	1.1	0.0	0.0	0.0
Private insurance patients: dental visits and consultations.....		621210-11	2.7	0.4	1.6	0.0	0.0	0.0
Medicare, Medicaid and all other patients: dental visits and consultations.....		621210-12	-1.7	-2.2	0.4	0.0	0.0	0.0
Dental surgical intervention services.....		621210-2	0.9	0.4	0.0	0.6	0.0	0.0
Private insurance patients: dental surgical intervention services.....		621210-21	0.2	0.5	0.0	0.0	0.0	0.0
Medicare, Medicaid and all other patients: dental surgical intervention services.....		621210-22	1.8	0.3	0.0	1.5	0.0	0.0
Dental non-surgical intervention services.....		621210-3	5.9	1.0	3.5	0.0	0.0	0.0
Private insurance patients: dental non-surgical intervention services.....		621210-31	3.7	1.8	0.7	0.0	0.0	0.0
Medicare, Medicaid and all other patients: dental non-surgical intervention services.....		621210-32	8.6	0.1	7.0	0.0	0.0	0.0
Medical and diagnostic laboratories.....	6215		0.0	0.6	-0.1	0.0	0.0	0.0
Medical and diagnostic laboratories.....	62151		0.0	0.6	-0.1	0.0	0.0	0.0
Medical laboratories.....	621511		-0.6	0.2	-0.1	0.1	0.0	0.0

See footnotes at end of table.

Table 12. Producer price index percentage changes for the net output of selected industries and their products, not seasonally adjusted — Continued
 [May 2023]

Title ¹	Industry code	Product code	Unadjusted 12-month percent change ²	Unadjusted 1-month percent change ²				
				May 2022 to May 2023 ^P	Dec. to Jan.	Jan. to Feb. ^P	Feb. to Mar. ^P	Mar. to Apr. ^P
Medical laboratories - Continued								
Primary services.....		621511-P	-0.6	0.2	-0.1	0.1	0.0	0.0
Medical laboratory services.....		621511-2	-0.6	0.2	-0.1	0.1	0.0	0.0
Medicare patients.....		621511-23	1.6	2.6	0.0	0.0	0.0	0.0
Medicaid patients.....		621511-24	0.1	0.0	0.0	0.0	0.0	0.0
Private insurance patients.....		621511-25	-1.2	0.1	-0.2	0.1	0.0	0.0
All other patients.....		621511-26	0.5	0.0	0.0	0.0	0.0	0.0
Diagnostic imaging centers.....	621512		1.2	1.5	0.0	0.0	0.0	0.0
Primary services.....		621512-P	1.2	1.5	0.0	0.0	0.0	0.0
Diagnostic imaging services.....		621512-4	1.2	1.5	0.0	0.0	0.0	0.0
Medicare and Medicaid patients.....		621512-41	-0.6	0.4	0.0	0.0	0.0	0.0
Private insurance and all other patients.....		621512-42	1.8	1.8	0.0	0.0	0.0	0.0
Home health care services.....	6216		4.2	1.0	0.1	0.3	0.8	0.0
Home health care services.....	62161		4.2	1.0	0.1	0.3	0.8	0.0
Home health care services.....	621610		4.2	1.0	0.1	0.3	0.8	0.0
Primary services.....		621610-P	4.3	1.0	0.1	0.3	0.8	0.0
Medicare and Medicaid patients.....		621610-3	3.2	0.7	0.1	0.0	1.2	0.0
Medicare patients.....		621610-31	-1.1	-1.4	0.0	0.0	0.0	0.0
Medicaid patients.....		621610-32	6.9	2.5	0.1	0.0	2.1	0.0
Private insurance and all other patients.....		621610-4	8.4	1.6	0.1	1.1	0.0	0.0
Private insurance patients.....		621610-41	3.8	3.2	0.0	0.0	0.0	0.0
All other patients.....		621610-42	10.8	1.4	0.1	1.3	0.0	0.0
Other receipts.....		621610-SM	-	0.3	0.0	0.0	0.0	-
All other ambulatory health care services.....	62199		4.8	0.9	0.2	-0.1	0.1	1.0
Blood and organ banks.....	621991		4.8	0.9	0.2	-0.1	0.1	1.0
Primary services.....		621991-P	4.9	0.9	0.1	-0.1	0.1	1.0
Human blood services.....		621991-1	4.8	1.5	-0.2	0.2	0.0	1.3
Human red blood and whole blood services.....		621991-12	3.7	1.0	0.0	0.3	0.1	0.0
Human blood plasma services.....		621991-13	5.2	2.0	-0.4	0.1	-0.1	2.6
Human blood platelet and other blood services.....		621991-14	5.0	0.9	0.1	0.2	0.1	0.0
Human organ, bone, tissue, and other bank services.....		621991-2	5.5	-0.3	0.8	-0.7	0.5	0.5
Other receipts.....		621991-SM	1.0	0.3	1.9	-0.3	-0.1	0.1
Hospitals.....	622		3.2	0.6	0.0	0.2	0.6	0.2
General medical and surgical hospitals.....	6221		3.5	0.6	0.0	0.3	0.6	0.1
General medical and surgical hospitals.....	62211		3.5	0.6	0.0	0.3	0.6	0.1
General medical and surgical hospitals.....	622110		3.5	0.6	0.0	0.3	0.6	0.1
Primary services.....		622110-P	3.7	0.7	0.0	0.3	0.7	0.1
Certain infectious and parasitic diseases.....		622110-201	-0.7	0.1	-0.4	1.4	0.0	0.0
Neoplasms.....		622110-202	6.7	3.2	-0.9	0.0	0.1	0.0
Diseases of the blood & blood-forming organs & certain disorders involving the immune mechanism.....		622110-203	8.8	4.0	-0.6	0.0	0.0	0.0
Endocrine, nutritional and metabolic diseases.....		622110-204	2.1	0.6	0.0	0.0	0.6	0.0
Mental and behavioural disorders.....		622110-205	2.6	0.6	-1.4	0.1	0.0	1.4
Diseases of the nervous system.....		622110-206	1.6	-0.1	0.0	0.0	0.0	0.0
Diseases of the circulatory system.....		622110-209	3.2	0.5	0.0	0.1	0.1	0.0
Diseases of the respiratory system.....		622110-210	1.1	0.0	1.1	0.2	-0.1	0.0
Diseases of the digestive system.....		622110-211	4.9	1.2	0.1	0.5	0.4	0.4
Diseases of the skin and subcutaneous tissue.....		622110-212	3.7	-0.1	0.0	0.2	0.6	0.8
Diseases of the musculoskeletal system and connective tissue.....		622110-213	1.8	0.3	0.1	0.3	0.4	0.0
Diseases of the genitourinary system.....		622110-214	3.9	-3.6	-0.2	1.1	2.1	0.0
Pregnancy, childbirth and the puerperium.....		622110-215	5.7	0.5	-0.2	0.7	0.8	0.0
Certain conditions originating in the perinatal period.....		622110-216	8.2	0.0	0.0	0.6	0.6	0.0
Symptoms, signs and abnormal clinical and laboratory findings, not elsewhere classified.....		622110-218	5.9	2.7	0.4	0.0	2.3	0.0
Injury, poisoning and certain other consequences of external causes.....		622110-219	3.2	1.3	0.4	0.6	1.1	0.0
Factors influencing health status and contact with health services.....		622110-221	3.7	0.6	0.2	0.2	1.1	0.0
Other diseases.....		622110-223	3.3	-0.1	0.8	0.0	2.1	0.0
Psychiatric and substance abuse hospitals.....	6222		3.0	0.4	0.0	0.0	0.1	2.5
Psychiatric and substance abuse hospitals.....	62221		3.0	0.4	0.0	0.0	0.1	2.5
Psychiatric and substance abuse hospitals.....	622210		3.0	0.4	0.0	0.0	0.1	2.5
Primary services.....		622210-P	3.0	0.4	0.0	0.0	0.1	2.5

See footnotes at end of table.

Table 12. Producer price index percentage changes for the net output of selected industries and their products, not seasonally adjusted — Continued
 [May 2023]

Title ¹	Industry code	Product code	Unadjusted 12-month percent change ²	Unadjusted 1-month percent change ²				
				May 2022 to May 2023 ^P	Dec. to Jan.	Jan. to Feb. ^P	Feb. to Mar. ^P	Mar. to Apr. ^P
Psychiatric and substance abuse hospitals - Continued								
Psychiatric hospitals.....		622210-3	3.6	0.2	0.0	0.0	0.1	3.3
Medicare patients: psychiatric hospitals.....		622210-31	1.8	1.1	0.0	0.0	0.0	0.2
Medicaid patients: psychiatric hospitals.....		622210-32	7.3	0.0	0.0	0.0	0.0	6.2
Private insurance and all other patients: psychiatric hospitals.....		622210-33	2.4	0.1	0.0	0.0	0.1	2.5
Other specialty hospitals.....	6223		-2.6	0.2	0.2	-0.3	0.4	0.0
Other specialty hospitals.....	62231		-2.6	0.2	0.2	-0.3	0.4	0.0
Other specialty hospitals.....	622310		-2.6	0.2	0.2	-0.3	0.4	0.0
Primary services.....		622310-P	-2.2	0.2	0.2	-0.3	0.4	0.0
Specialty, except psychiatric and substance abuse, hospitals.....		622310-6	-2.2	0.2	0.2	-0.3	0.4	0.0
Medicare patients.....		622310-61	2.4	0.3	0.2	0.3	0.0	0.0
Medicaid patients.....		622310-62	0.9	-1.1	1.1	-0.2	-0.3	0.0
Private insurance and all other patients.....		622310-63	-5.0	0.3	0.0	-0.7	0.8	0.0
Nursing care facilities.....	6231		6.9	1.2	0.6	0.4	0.0	-0.1
Nursing care facilities.....	62311		6.9	1.2	0.6	0.4	0.0	-0.1
Nursing care facilities.....	623110		6.9	1.2	0.6	0.4	0.0	-0.1
Primary services.....		623110-P	7.2	1.3	0.6	0.4	0.0	-0.1
Medicare and Medicaid patients.....		623110-1	6.7	1.9	-0.1	0.0	-0.3	-0.2
Medicaid patients.....		623110-101	10.0	3.2	-0.1	0.0	-0.4	-0.4
Medicare patients.....		623110-102	1.5	0.0	0.0	0.0	0.0	0.0
Private insurance and all other patients.....		623110-3	7.8	0.4	1.5	1.0	0.4	0.1
Private insurance patients.....		623110-301	0.0	0.0	0.0	0.0	0.0	0.0
All other patients.....		623110-302	9.3	0.5	1.8	1.2	0.4	0.1
Residential developmental disability homes.....	62321		6.8	3.8	-0.2	0.3	0.0	0.0
Residential developmental disability homes.....	623210		6.8	3.8	-0.2	0.3	0.0	0.0
Primary services.....		623210-P	7.4	4.4	-0.2	0.3	0.0	0.0
Residential intellectual and developmental disability services.....		623210-1	7.4	4.4	-0.2	0.3	0.0	0.0
Medicaid patients.....		623210-11	5.2	1.1	-0.2	0.4	0.0	0.0
Non-Medicaid patients.....		623210-12	17.2	19.4	0.0	0.0	0.0	0.0
Amusement and theme parks.....	7131		5.1	-0.4	0.5	1.1	0.7	-1.1
Amusement and theme parks.....	71311		5.1	-0.4	0.5	1.1	0.7	-1.1
Amusement and theme parks.....	713110		5.1	-0.4	0.5	1.1	0.7	-1.1
Primary services.....		713110-P	5.4	-0.4	0.5	1.2	0.3	-1.3
Amusement and theme park admissions.....		713110-1	6.7	-2.8	1.6	1.4	0.6	-1.8
Amusement and theme park food and beverage sales.....		713110-2	7.1	6.9	0.0	0.8	0.3	-0.1
Amusement and theme park merchandise sales, games, and other services.....		713110-3	-15.0	-1.0	-11.3	-0.1	-4.3	0.4
Other receipts.....		713110-SM	5.1	-0.9	-0.9	-0.2	6.7	1.1
Golf courses and country clubs.....	71391		10.1	5.1	0.7	0.4	-0.1	-1.5
Golf courses and country clubs.....	713910		10.1	5.1	0.7	0.4	-0.1	-1.5
Primary services.....		713910-P	10.5	5.1	0.8	0.2	-0.1	-1.6
Membership dues and fees.....		713910-1	10.7	7.4	0.0	0.1	0.3	0.0
Greens and guest fees.....		713910-2	7.3	2.0	0.9	0.7	-0.6	-7.6
Food and beverage sales.....		713910-3	13.4	3.6	2.6	0.0	-0.3	0.0
Equipment rentals and all other golf services.....		713910-4	7.0	0.0	0.0	0.0	0.0	5.4
Fitness and recreational sports centers.....	71394		4.5	2.2	0.8	-0.1	0.0	0.0
Fitness and recreational sports centers.....	713940		4.5	2.2	0.8	-0.1	0.0	0.0
Primary services.....		713940-P	4.1	2.2	0.9	-0.2	0.0	0.0
Fitness and recreational facility memberships.....		713940-1	3.9	2.1	0.8	-0.2	0.0	0.0
Recreational facility admissions, classes, and other fitness center services.....		713940-2	4.7	2.6	1.2	0.0	0.0	0.0
Other receipts.....		713940-SM	5.2	1.9	0.0	0.0	0.0	-0.2
Accommodation.....	721		5.4	-3.0	1.4	5.8	-0.9	-0.1
Accommodation.....	7211		5.4	-3.0	1.4	5.8	-0.9	-0.1
Hotels (exc casino hotels) and motels.....	72111		6.9	-4.4	2.0	6.7	-0.3	-0.4
Hotels and motels, except casino hotels.....	721110		6.9	-4.4	2.0	6.7	-0.3	-0.4
Primary services.....		721110-P	7.1	-4.4	2.1	6.8	-0.4	-0.3
Guestroom rental.....		721110-1	7.9	-5.8	2.6	8.5	-0.4	-0.4
Limited service hotels and motels guestroom rental.....		721110-101	10.1	-5.8	7.8	7.2	-6.3	10.2
Full service hotels and motels guestroom rental.....		721110-102	10.5	-10.2	3.2	8.4	4.0	4.7

See footnotes at end of table.

Table 12. Producer price index percentage changes for the net output of selected industries and their products, not seasonally adjusted — Continued
 [May 2023]

Title ¹	Industry code	Product code	Unadjusted 12-month percent change ²	Unadjusted 1-month percent change ²				
			May 2022 to May 2023 ^P	Dec. to Jan.	Jan. to Feb. ^P	Feb. to Mar. ^P	Mar. to Apr. ^P	Apr. to May ^P
Hotels and motels, except casino hotels - Continued								
Luxury and resort hotels guestroom rental.....		721110-103	-0.2	-0.5	-0.7	9.3	-2.0	-11.8
Hotel and motel food and beverage and related services.....		721110-2	3.6	0.0	0.5	0.1	-0.5	0.1
Hotel and motel food and nonalcoholic beverage and related services.....		721110-201	4.1	0.0	0.9	0.0	-0.7	0.0
Hotel and motel alcoholic beverage and related services.....		721110-202	1.8	0.0	-1.4	0.4	0.3	0.4
Other hotel and motel services.....		721110-5	5.0	3.8	0.3	0.0	-0.8	0.0
Other receipts.....		721110-SM1	-6.2	-3.3	-3.5	-1.7	3.8	-1.0
Casino hotels.....	72112		1.0	1.1	-0.5	3.0	-2.5	0.5
Casino hotels.....	721120		1.0	1.1	-0.5	3.0	-2.5	0.5
Primary services.....		721120-P	1.0	0.9	-0.3	3.0	-2.5	0.5
Casino hotel guestroom rental.....		721120-1	-2.9	-1.4	-4.1	15.5	-9.3	2.1
Casino hotel food and beverage and related services.....		721120-2	6.1	0.4	0.3	0.6	1.8	-0.1
Casino hotel food and nonalcoholic beverage and related services.....		721120-201	3.6	0.3	0.4	0.0	1.1	0.3
Casino hotel alcoholic beverage and related services.....		721120-202	11.0	0.7	0.0	2.1	3.4	-1.0
Casino gaming receipts.....		721120-5	0.5	1.7	0.6	0.4	-1.7	0.2
Other casino hotel services.....		721120-6	2.8	2.5	0.0	0.0	0.0	0.0
Other receipts.....		721120-SM1	1.3	16.2	-14.8	0.6	1.5	-0.5
Commercial machinery repair and maintenance.....	8113		11.1	0.7	0.0	2.0	0.0	0.1
Commercial machinery repair and maintenance.....	81131		11.1	0.7	0.0	2.0	0.0	0.1
Commercial machinery repair and maintenance.....	811310		11.1	0.7	0.0	2.0	0.0	0.1
Primary services.....		811310-P	8.7	0.7	0.0	2.1	0.0	0.1
Maintenance and repair services for agricultural, construction, and mining machinery.....		811310-5	15.2	2.7	0.0	0.3	0.0	0.0
Maintenance and repair services for commercial and service industry machinery.....		811310-6	7.1	0.0	0.0	0.0	0.0	0.0
Maintenance and repair services for industrial machinery.....		811310-7	6.8	0.0	0.0	4.9	0.0	0.0
Maintenance and repair services for general purpose machinery.....		811310-8	5.0	0.0	0.0	1.3	0.0	0.7
Other receipts.....		811310-SM	-	-	-	-	-	-
Special indexes								
New nonresidential building construction by contractor type/region.....	236400		11.8	2.2	0.1	0.2	-0.3	0.1
General contractors.....		236400-1	11.3	1.9	0.0	0.1	0.1	0.1
General contractors, Northeast.....		236400-11	9.7	0.8	0.1	0.5	0.6	-0.1
General contractors, South.....		236400-12	11.9	2.7	0.0	0.0	-0.7	0.0
General contractors, Midwest.....		236400-13	7.8	0.7	0.0	0.2	-0.4	0.0
General contractors, West.....		236400-14	14.2	2.4	0.0	0.0	1.2	0.5
Plumbing, heating, and air conditioning contractors.....		236400-221	13.3	1.1	0.0	0.4	0.2	0.0
Plumbing, heating, and air conditioning contractors, Northeast.....		236400-2211	14.6	1.1	0.0	0.6	0.4	-0.1
Plumbing, heating, and air conditioning contractors, South.....		236400-2212	18.0	1.5	0.0	0.4	-0.2	0.3
Plumbing, heating, and air conditioning contractors, Midwest.....		236400-2213	13.0	0.5	0.2	0.5	0.0	-0.4
Plumbing, heating, and air conditioning contractors, West.....		236400-2214	5.4	1.3	0.0	0.2	0.8	-0.1
Electrical contractors.....		236400-222	20.2	10.1	0.2	0.1	-4.4	0.1
Electrical contractors, Northeast.....		236400-2221	20.7	8.4	0.3	0.3	-3.8	-0.2
Electrical contractors, South.....		236400-2222	22.2	11.3	0.3	0.1	-4.2	0.5
Electrical contractors, Midwest.....		236400-2223	17.2	9.5	0.2	0.2	-5.3	0.0
Electrical contractors, West.....		236400-2224	19.6	10.2	0.0	-0.1	-4.3	-0.2
Roofing contractors.....		236400-223	27.9	6.3	0.0	-0.2	4.2	0.0
Roofing contractors, Northeast.....		236400-2231	22.4	6.6	0.0	0.1	1.7	0.0
Roofing contractors, South.....		236400-2232	32.3	8.0	0.0	-0.6	3.0	0.0
Roofing contractors, Midwest.....		236400-2233	26.4	4.0	0.0	0.0	6.9	0.1
Roofing contractors, West.....		236400-2234	24.9	6.6	0.1	0.1	4.0	0.0
Poured concrete foundation and structure contractors.....		236400-224	3.0	-0.8	0.0	0.1	-0.6	-0.2
Poured concrete foundation and structure contractors, Northeast.....		236400-2241	0.7	-1.1	0.0	0.0	-0.9	-0.4
Poured concrete foundation and structure contractors, South.....		236400-2242	2.7	-1.3	-0.1	0.2	0.6	-0.3
Poured concrete foundation and structure contractors, Midwest.....		236400-2243	1.7	-1.0	0.3	0.0	-3.3	-0.1
Poured concrete foundation and structure contractors, West.....		236400-2244	-	0.2	0.0	0.1	0.1	-
New nonresidential building construction by region.....	236500		12.2	2.4	0.1	0.2	-0.4	0.1
New nonresidential building construction, Northeast.....		236500-1	12.9	1.5	0.1	0.5	0.4	0.0
New nonresidential building construction, South.....		236500-2	13.4	3.1	0.1	0.1	-0.7	0.1
New nonresidential building construction, Midwest.....		236500-3	9.3	1.5	0.0	0.2	-1.1	-0.1
New nonresidential building construction, West.....		236500-4	12.3	2.5	0.0	0.0	0.0	0.2
Nonresidential building maintenance & repair.....	2381MR		4.4	0.8	0.2	0.4	0.7	1.7
General medical and surgical hospitals by patient type.....	62211A							
Medicare patients.....		62211A-2	2.5	1.0	-0.2	0.1	0.3	0.0

See footnotes at end of table.

Table 12. Producer price index percentage changes for the net output of selected industries and their products, not seasonally adjusted — Continued
 [May 2023]

Title ¹	Industry code	Product code	Unadjusted 12-month percent change ²	Unadjusted 1-month percent change ²				
				May 2022 to May 2023 ^p	Dec. to Jan.	Jan. to Feb. ^p	Feb. to Mar. ^p	Mar. to Apr. ^p
General medical and surgical hospitals by patient type - Continued								
Medicaid patients.....		62211A-4	1.2	0.1	0.0	0.0	0.0	0.0
Private insurance and all other patients.....		62211A-6	4.6	0.6	0.2	0.5	1.1	0.3
Private insurance patients.....		62211A-61	5.3	0.5	0.2	0.5	1.2	0.1
All other patients.....		62211A-62	2.0	1.3	0.3	0.5	0.8	1.5
Premiums for property and casualty insurance ³	924126		3.7	0.9	0.1	0.2	0.1	0.1
Primary services.....		924126-P	3.7	0.9	0.1	0.2	0.1	0.1
Premiums for private passenger auto insurance.....		924126-1	6.9	1.8	0.2	0.1	0.1	0.1
Premiums for homeowner's insurance.....		924126-2	1.5	-0.1	0.1	0.5	0.3	0.0
Premiums for commercial auto insurance.....		924126-3	0.7	-0.1	0.1	-0.4	0.1	0.2
Premiums for non-auto liability insurance.....		924126-4	0.8	0.2	0.0	0.2	0.0	0.1
Premiums for medical malpractice insurance.....		924126-402	0.5	0.6	0.0	0.0	0.0	0.0
Premiums for product and other non-auto liability insurance.....		924126-403	0.8	0.1	0.0	0.2	0.0	0.1
Premiums for commercial multiple peril insurance.....		924126-5	4.0	0.4	0.0	0.3	0.0	0.0
Premiums for worker's compensation insurance.....		924126-6	-2.0	-0.9	0.0	0.2	0.0	0.0
Premiums for other property and casualty insurance.....		924126-7	1.3	0.3	0.4	0.1	0.2	0.1

¹ Industry and product class indexes may include products not shown separately.

² All indexes are subject to revision for 4 months after their originally scheduled publication to incorporate late reports and corrections by survey respondents.

³ The special index for 924126, in which prices reflect premiums only, contrasts with the index shown elsewhere in this table for NAICS 524126, where prices reflect premiums plus the amount of investment income earned on the invested portion of the premium.

^p Preliminary

"-" Data not available.

n.e.c. = Not elsewhere classified.

NOTE: Titles of some industries and products are not shown in this table because they fail to meet our publication criteria.

Table 13. Producer price indexes and percentage changes for special commodity groupings, not seasonally adjusted

[May 2023, Index base 1982=100, unless otherwise indicated]

Title	Other index base	Commodity code		Unadjusted index ¹					Unadjusted 1-month percent change ¹	Unadjusted 12-month percent change ¹
		Group code	Item code	Jan. 2023	Feb. 2023 ^p	Mar. 2023 ^p	Apr. 2023 ^p	May 2023 ^p	Apr. to May ^p	May 2022 to May 2023 ^p
All commodities except farm products.....		SI	006111	261.114	259.728	258.066	257.847	255.212	-1.0	-6.8
Industrial commodities less fuels.....		ILF	T15M05	257.029	257.808	258.027	258.558	258.533	0.0	-0.6
Construction materials.....		SI	012011	327.338	330.470	331.714	333.488	337.553	1.2	-4.4
Chemicals and allied products, including synthetic rubber and synthetic fibers and yarns.....		SI	020011	348.334	349.914	346.835	347.936	345.450	-0.7	-5.2
Lumber and plywood.....		SI	004011	269.341	270.916	268.057	265.789	265.708	0.0	-31.4
Foods										
All foods.....		SI	013011	270.136	262.056	265.156	263.779	258.394	-2.0	-2.4
Apples.....	06/08	SI	01102A	162.795	163.996	155.414	150.740	145.388	-3.6	25.2
Berries.....	06/08	SI	01102B	187.858	140.552	131.098	155.679	140.467	-9.8	-24.2
Processed foods.....		SI	095011	264.581	261.380	263.196	262.202	261.704	-0.2	-1.3
Textiles										
Selected textile mill products.....		SI	134011	198.088	198.474	198.582	198.996	198.790	-0.1	2.4
Hosiery.....		SI	092011	183.864	183.864	183.864	183.883	183.939	0.0	1.9
Underwear and nightwear.....		SI	094011	158.769	158.769	158.769	158.769	160.111	0.8	0.8
Metals										
Steel mill products, including fabricated wire products.....		SI	STEEL1	312.910	319.605	322.236	332.971	348.938	4.8	-18.3
Finished steel mill products, excluding fabricated wire products.....		SI	STEEL2	296.863	304.915	307.803	319.644	339.519	6.2	-19.5
Finished steel mill products, including fabricated wire products.....		SI	STEEL3	303.061	310.456	313.009	324.041	342.586	5.7	-18.8
Special metals and metal products.....		SI	018011	242.881	243.772	245.253	246.153	246.737	0.2	-3.9
Fabricated metal products.....		SI	017011	281.987	282.683	283.970	284.799	284.511	-0.1	0.9
Copper and copper products.....		SI	019011	541.791	537.343	531.970	525.887	511.647	-2.7	-6.8
Machinery										
Machinery and motive products.....		SI	093011	184.858	185.294	185.821	186.266	186.512	0.1	4.6
Machinery and equipment, except electrical.....		SI	089011	205.268	206.062	207.092	208.242	208.905	0.3	7.1
Agricultural machinery, including tractors.....		SI	024011	328.625	327.000	327.713	328.335	328.710	0.1	6.3
Metalworking machinery.....		SI	021011	241.649	242.839	243.032	243.089	247.665	1.9	7.8
Total tractors.....		SI	023011	283.276	285.761	287.770	287.795	288.107	0.1	8.5
Agriculture machinery and equipment, less parts.....		SI	021012	324.032	322.430	323.133	323.747	324.116	0.1	6.3
Agricultural machinery, excluding tractors.....		SI	024012	338.982	337.865	338.822	339.489	339.987	0.1	6.0
Medical										
Pharmaceutical preparations for human and veterinary use.....		SI	070011	856.898	860.471	860.532	860.889	860.143	-0.1	2.8
Pharmaceuticals for human use, prescription.....	06/01	SI	07003	316.260	316.570	316.572	316.439	315.270	-0.4	2.5
Pharmaceuticals for human use, non-prescription.....	06/01	SI	07006	141.492	141.709	141.716	141.902	141.902	0.0	1.8
Health care services, Medicare patients.....	06/14	SI	HCARE1	114.018	113.967	113.991	114.055	114.075	0.0	1.0
Health care services, Medicaid patients.....	06/14	SI	HCARE2	116.956	116.948	116.978	117.198	117.412	0.2	4.9
Health care services, private insurance patients.....	06/14	SI	HCARE3	122.451	122.950	123.369	124.148	124.236	0.1	3.9
Health care services, all other patients.....	06/14	SI	HCARE4	124.477	125.918	127.391	127.496	127.917	0.3	3.6

¹ All indexes are subject to revision for 4 months after their originally scheduled publication to incorporate late reports and corrections by survey respondents.

p Preliminary

NOTE: See next page for content of indexes on this table.

Table 13 commodity groupings include the following items:

All commodities except farm products: 02 through 15

Industrial commodities less fuels: 03, 04, and 06 through 15

Construction materials: 062101, 0721, 081105, 081106, 081107, 081203, 081204, 082, 0831, 0835, 086, 092, 101502, 101703, 101704, 10250163, 104101, 105, 106, 1071, 107301, 1074051, 107411, 10830225, 1142, 1147, 11490205, 11710143, 11710144, 11710147, 11710216, 11710217, 123101, 1232, 131108, 1321, 1322, 133, 134, 1361, 1362, 137, 1392, 1394, and 139501

Chemicals and allied products, including synthetic rubber and synthetic fibers: 031, 06 less 064, and 071102

Lumber and plywood: 081 and 083

All foods: 011, 017, and 02 less 0261, 0262, and 029

Apples: 01110208, 01110209, 01110211, 01110215, 01110216, 01110220, 01110229, 01110230

Berries: 01110222, 01110224, 01110225, 01110226, 01110227

Processed foods: 02 less 0261, 0262, and 029

Selected textile mill products: 0327, 03370104, 034, 038108083, 03820312, 038303214, 038303216, and 1231

Hosiery: 03810831

Underwear and nightwear: 03810647, 03810761, 038308083

Steel mill products, including fabricated wire products: 1017 and 1088

Finished steel mill products, excluding fabricated wire products: 101703, 101704, 101705, 101706, 101706, 101707, and 101708

Finished steel mill products, including fabricated wire products: 101703, 101704, 101705, 101706, 101706, 101707, 101708, and 1088

Special metals and metal products: 10, 111, and 141

Fabricated metal products: 103 through 108

Copper and copper products: 10210201, 10220131, 102301, 102403, 102502, 10260314, and 102807013

Machinery and motive products: 11 and 14

Machinery and equipment except electrical: 111, 112, 113, 114, 115, 116, 118, and 119

Agriculture machinery, including tractors: 1114 less 111409

Metalworking machinery: 113A, 1132, 113304, 1137, and 1138

Total tractors: 111410 and 112A less 112A03

Agricultural machinery and equipment, less parts (old commodity code 111): 111 less 111409

Agricultural machinery, excluding tractors (old commodity code 112): 1114 less 111403

Pharmaceutical preparations for human and veterinary use: 0634 and 0638

Pharmaceuticals for human use, prescription: prescription pharmaceutical price quotes from 0638

Pharmaceuticals for human use, non-prescription: non-prescription pharmaceutical price quotes from 0638

Health care services, Medicare patients: Medicare price quotes from 511 and 512

Health care services, Medicaid patients: Medicaid price quotes from 511 and 512

Health care services, private insurance patients: Private insurance price quotes from 511 and 512

Health care services, all other patients: Price quotes from 511 and 512, less Medicare, Medicaid, and private insurance

Note: Weights for the above components are those used for the comprehensive All commodities index.

Table 14. Producer price indexes and percentage changes for net inputs to industries, excluding capital investment, labor, and imports; not seasonally adjusted
 [May 2023, Index base December 2014=100, unless otherwise indicated]

Title	Other index base	Commodity code		Unadjusted index ¹					Unadjusted 1-month percent change ¹	Unadjusted 12-month percent change ¹
		Group code	Item code	Jan. 2023	Feb. 2023 ^P	Mar. 2023 ^P	Apr. 2023 ^P	May 2023 ^P	Apr. to May ^P	May 2022 to May 2023 ^P
Construction										
Inputs to construction industries, excluding capital investment, labor, and imports.....	06/86	IP	230000	148.240	148.395	148.784	149.280	148.324	-0.6	-5.6
Inputs to construction industries, goods.....		IP	2300001	317.302	318.153	318.748	319.402	317.528	-0.6	-3.7
Inputs to construction industries, energy.....		IP	23000012	146.014	147.197	144.598	147.558	139.867	-5.2	-28.5
Inputs to construction industries, goods less foods and energy....		IP	23000013	150.210	150.523	151.132	151.139	151.029	-0.1	0.2
Inputs to construction industries, services.....		IP	2300002	145.917	145.589	146.191	147.054	145.956	-0.7	-8.8
Inputs to construction industries, trade services ²		IP	23000021	152.831	151.519	153.971	156.428	155.192	-0.8	-13.4
Inputs to construction industries, transportation and warehousing services.....		IP	23000022	139.547	138.290	136.033	131.999	129.228	-2.1	-13.6
Inputs to construction industries, services less trade, transportation, and warehousing.....		IP	23000023	130.277	131.603	131.106	132.061	131.938	-0.1	8.2
New construction										
Inputs to new construction, excluding capital investment, labor, and imports.....	06/86	IP	231000	149.027	149.192	149.570	150.120	149.155	-0.6	-5.1
Inputs to new construction, goods.....		IP	2310001	317.860	318.668	319.272	320.067	318.121	-0.6	-3.4
Inputs to new construction, energy.....		IP	23100012	146.799	147.676	144.386	147.234	138.854	-5.7	-28.0
Inputs to new construction, goods less foods and energy.....		IP	23100013	150.992	151.321	151.993	152.103	151.984	-0.1	0.2
Inputs to new construction, services.....		IP	2310002	146.228	145.968	146.524	147.413	146.364	-0.7	-8.0
Inputs to new construction, trade services ²		IP	23100021	153.764	152.558	155.093	157.794	156.597	-0.8	-12.9
Inputs to new construction, transportation and warehousing services.....		IP	23100022	139.547	138.290	136.033	131.999	129.228	-2.1	-13.6
Inputs to new construction, services less trade, transportation, and warehousing.....		IP	23100023	130.236	131.440	130.986	131.907	131.814	-0.1	7.8
Inputs to residential construction industries, excluding capital investment, labor, and imports.....		06/86	IP	231100	145.788	145.781	146.101	146.328	145.344	-0.7
Inputs to residential construction industries, goods.....	IP		2311001	310.415	311.359	311.620	311.497	309.984	-0.5	-2.8
Inputs to residential construction industries, energy.....	IP		23110012	137.534	138.566	136.199	138.630	132.071	-4.7	-26.7
Inputs to residential construction industries, goods less foods and energy.....	IP		23110013	149.263	149.656	150.026	149.722	149.573	-0.1	0.2
Inputs to residential construction industries, services.....	IP		2311002	143.371	142.672	143.289	143.952	142.563	-1.0	-12.4
Inputs to residential construction industries, trade services ²	IP		23110021	147.597	145.980	147.917	149.502	147.753	-1.2	-16.7
Inputs to residential construction industries, transportation and warehousing services.....	IP		23110022	139.547	138.290	136.033	131.999	129.228	-2.1	-13.6
Inputs to residential construction industries, services less trade, transportation, and warehousing.....	IP		23110023	132.830	134.061	133.496	134.479	134.380	-0.1	7.9
Inputs to single family residential construction, excluding capital investment, labor, and imports.....	06/86		IP	231110	144.603	144.501	144.904	145.014	143.999	-0.7
Inputs to single family residential construction, goods.....		IP	2311101	145.501	145.933	145.998	145.782	145.175	-0.4	-2.9
Inputs to single family residential construction, energy.....		IP	23111012	141.117	142.136	139.747	142.066	135.672	-4.5	-25.8
Inputs to single family residential construction, goods less foods and energy.....		IP	23111013	149.130	149.528	149.773	149.368	149.169	-0.1	-0.8
Inputs to single family residential construction, services.....		IP	2311102	143.268	142.390	143.284	143.868	142.259	-1.1	-12.6
Inputs to single family residential construction, trade services ²		IP	23111021	147.566	145.761	147.995	149.392	147.441	-1.3	-16.0
Inputs to single family residential construction, transportation and warehousing services.....		IP	23111022	139.547	138.290	136.033	131.999	129.228	-2.1	-13.6
Inputs to single family residential construction, services less trade, transportation, and warehousing.....		IP	23111023	135.250	136.778	136.166	137.278	137.094	-0.1	9.1
Inputs to multifamily residential construction, excluding capital investment, labor, and imports.....		06/86	IP	231120	146.341	146.241	146.681	147.184	146.533	-0.4
Inputs to multifamily residential construction, goods.....	IP		2311201	148.767	149.186	149.551	150.026	149.920	-0.1	-1.4
Inputs to multifamily residential construction, energy.....	IP		23112012	144.275	145.228	142.825	145.126	138.389	-4.6	-25.6
Inputs to multifamily residential construction, goods less foods and energy.....	IP		23112013	151.527	151.909	152.507	152.840	153.279	0.3	1.3
Inputs to multifamily residential construction, services.....	IP		2311202	143.631	142.795	143.345	143.889	142.461	-1.0	-14.1
Inputs to multifamily residential construction, trade services ²	IP		23112021	147.500	145.623	147.465	148.923	147.093	-1.2	-18.9
Inputs to multifamily residential construction, transportation and warehousing services.....	IP		23112022	139.547	138.290	136.033	131.999	129.228	-2.1	-13.6
Inputs to multifamily residential construction, services less trade, transportation, and warehousing.....	IP		23112023	126.490	127.570	127.146	128.047	127.938	-0.1	7.6
Inputs to other residential construction, excluding capital investment, labor, and imports.....	06/86		IP	231130	144.622	144.692	144.998	145.286	144.327	-0.7
Inputs to other residential construction, goods.....		IP	2311301	145.936	146.424	146.569	146.582	145.836	-0.5	-2.8
Inputs to other residential construction, energy.....		IP	23113012	138.175	139.227	136.835	139.342	132.628	-4.8	-27.0
Inputs to other residential construction, goods less foods and energy.....		IP	23113013	146.821	147.248	147.670	147.411	147.316	-0.1	0.6
Inputs to other residential construction, services.....		IP	2311302	142.886	142.324	142.873	143.576	142.295	-0.9	-11.6
Inputs to other residential construction, trade services ²	IP	23113021	148.216	146.713	148.550	150.255	148.551	-1.1	-16.6	

See footnotes at end of table.

Table 14. Producer price indexes and percentage changes for net inputs to industries, excluding capital investment, labor, and imports; not seasonally adjusted — Continued
 [May 2023, Index base December 2014=100, unless otherwise indicated]

Title	Other index base	Commodity code		Unadjusted index ¹					Unadjusted 1-month percent change ¹	Unadjusted 12-month percent change ¹	
		Group code	Item code	Jan. 2023	Feb. 2023 ^P	Mar. 2023 ^P	Apr. 2023 ^P	May 2023 ^P	Apr. to May ^P	May 2022 to May 2023 ^P	
Inputs to other residential construction, transportation and warehousing services.....		IP	23113022	139.547	138.290	136.033	131.999	129.228	-2.1	-13.6	
Inputs to other residential construction, services less trade, transportation, and warehousing.....		IP	23113023	123.585	124.577	124.230	125.033	124.924	-0.1	7.3	
Inputs to nonresidential construction, excluding capital investment, labor, and imports.....	06/10	IP	231200	148.931	149.255	149.731	150.488	149.653	-0.6	-3.4	
Inputs to nonresidential construction, goods.....		IP	2312001	159.932	160.343	160.817	161.450	160.578	-0.5	-3.4	
Inputs to nonresidential construction, energy.....		IP	23120012	145.658	146.840	144.245	147.210	139.515	-5.2	-28.5	
Inputs to nonresidential construction, goods less foods and energy.....		IP	23120013	150.713	151.009	151.795	152.124	152.075	0.0	0.4	
Inputs to nonresidential construction, services.....		IP	2312002	147.249	147.438	147.986	149.112	148.235	-0.6	-3.4	
Inputs to nonresidential construction, trade services ²		IP	23120021	162.533	162.132	165.213	169.194	168.358	-0.5	-6.9	
Inputs to nonresidential construction, transportation and warehousing services.....		IP	23120022	139.547	138.290	136.033	131.999	129.228	-2.1	-13.6	
Inputs to nonresidential construction, services less trade, transportation, and warehousing.....		IP	23120023	123.663	124.814	124.533	125.436	125.345	-0.1	8.0	
Inputs to commercial and healthcare structures, excluding capital investment, labor, and imports.....		06/10	IP	231210	150.859	151.190	151.729	152.364	151.639	-0.5	-2.0
Inputs to commercial and healthcare structures, goods.....			IP	2312101	162.952	163.344	163.886	164.469	163.786	-0.4	-1.7
Inputs to commercial and healthcare structures, energy.....	IP		23121012	142.328	143.381	140.947	143.396	136.736	-4.6	-26.3	
Inputs to commercial and healthcare structures, goods less foods and energy.....	IP		23121013	152.611	152.926	153.645	154.050	153.850	-0.1	0.5	
Inputs to commercial and healthcare structures, services.....	IP		2312102	149.458	149.703	150.332	151.214	150.253	-0.6	-2.7	
Inputs to commercial and healthcare structures, trade services ²	IP		23121021	167.401	167.103	171.202	175.047	174.279	-0.4	-5.1	
Inputs to commercial and healthcare structures, transportation and warehousing services.....	IP		23121022	139.547	138.290	136.033	131.999	129.228	-2.1	-13.6	
Inputs to commercial and healthcare structures, services less trade, transportation, and warehousing.....	IP		23121023	124.662	125.962	125.392	126.349	126.199	-0.1	8.7	
Inputs to commercial structures, excluding capital investment, labor, and imports.....	06/10		IP	231211	151.440	151.796	152.351	152.998	152.269	-0.5	-1.8
Inputs to commercial structures, goods.....			IP	2312111	150.353	150.711	151.184	151.714	151.054	-0.4	-1.8
Inputs to commercial structures, energy.....		IP	23121112	142.446	143.508	141.064	143.556	136.812	-4.7	-26.5	
Inputs to commercial structures, goods less foods and energy.....		IP	23121113	153.015	153.326	154.018	154.413	154.187	-0.1	0.5	
Inputs to commercial structures, services.....		IP	2312112	150.516	150.857	151.618	152.563	151.664	-0.6	-1.9	
Inputs to commercial structures, trade services ²		IP	23121121	168.997	168.972	173.504	177.508	176.824	-0.4	-3.9	
Inputs to commercial structures, transportation and warehousing services.....		IP	23121122	139.547	138.290	136.033	131.999	129.228	-2.1	-13.6	
Inputs to commercial structures, services less trade, transportation, and warehousing.....		IP	23121123	128.179	129.432	128.881	129.833	129.691	-0.1	8.3	
Inputs to healthcare structures, excluding capital investment, labor, and imports.....		06/10	IP	231212	150.477	150.735	151.169	151.699	150.978	-0.5	-2.5
Inputs to healthcare structures, goods.....			IP	2312121	149.659	150.007	150.446	150.856	150.270	-0.4	-1.8
Inputs to healthcare structures, energy.....	IP		23121212	142.173	143.202	140.793	143.149	136.668	-4.5	-25.9	
Inputs to healthcare structures, goods less foods and energy.....	IP		23121213	152.185	152.488	153.141	153.414	153.251	-0.1	0.3	
Inputs to healthcare structures, services.....	IP		2312122	149.189	149.216	149.628	150.449	149.403	-0.7	-4.0	
Inputs to healthcare structures, trade services ²	IP		23121221	163.698	162.944	166.159	169.705	168.793	-0.5	-7.0	
Inputs to healthcare structures, transportation and warehousing services.....	IP		23121222	139.547	138.290	136.033	131.999	129.228	-2.1	-13.6	
Inputs to healthcare structures, services less trade, transportation, and warehousing.....	IP		23121223	125.908	127.213	126.703	127.739	127.585	-0.1	8.9	
Inputs to industrial structures, excluding capital investment, labor, and imports.....	06/10		IP	231220	148.374	148.813	149.769	150.571	150.028	-0.4	-1.0
Inputs to industrial structures, goods.....			IP	2312201	155.033	155.423	156.146	156.934	156.472	-0.3	-0.4
Inputs to industrial structures, energy.....		IP	23122012	144.187	145.313	142.787	145.537	138.273	-5.0	-27.6	
Inputs to industrial structures, goods less foods and energy.....		IP	23122013	146.121	146.416	147.398	147.951	148.156	0.1	3.0	
Inputs to industrial structures, services.....		IP	2312202	150.398	150.997	152.582	153.509	152.721	-0.5	-2.4	
Inputs to industrial structures, trade services ²		IP	23122021	168.368	169.081	175.491	179.663	179.048	-0.3	-3.7	
Inputs to industrial structures, transportation and warehousing services.....		IP	23122022	139.547	138.290	136.033	131.999	129.228	-2.1	-13.6	
Inputs to industrial structures, services less trade, transportation, and warehousing.....		IP	23122023	124.344	125.480	125.368	126.048	125.986	0.0	6.3	
Inputs to other nonresidential construction, excluding capital investment, labor, and imports.....		06/10	IP	231230	148.168	148.453	148.939	149.606	148.665	-0.6	-3.9
Inputs to other nonresidential construction, goods.....			IP	2312301	158.624	159.003	159.554	160.003	158.962	-0.7	-3.9
Inputs to other nonresidential construction, energy.....	IP		23123012	143.495	144.498	142.987	144.056	136.253	-5.4	-27.8	
Inputs to other nonresidential construction, goods less foods and energy.....	IP		23123013	150.118	150.385	151.186	151.519	151.490	0.0	0.3	
Inputs to other nonresidential construction, services.....	IP		2312302	146.107	146.238	146.654	147.854	146.995	-0.6	-3.7	
Inputs to other nonresidential construction, trade services ²	IP	23123021	160.660	160.141	162.684	166.679	165.808	-0.5	-7.6		

See footnotes at end of table.

Table 14. Producer price indexes and percentage changes for net inputs to industries, excluding capital investment, labor, and imports; not seasonally adjusted — Continued
 [May 2023, Index base December 2014=100, unless otherwise indicated]

Title	Other index base	Commodity code		Unadjusted index ¹					Unadjusted 1-month percent change ¹	Unadjusted 12-month percent change ¹
		Group code	Item code	Jan. 2023	Feb. 2023 ^P	Mar. 2023 ^P	Apr. 2023 ^P	May 2023 ^P	Apr. to May ^P	May 2022 to May 2023 ^P
Inputs to other nonresidential construction, transportation and warehousing services.....		IP	23123022	139.547	138.290	136.033	131.999	129.228	-2.1	-13.6
Inputs to other nonresidential construction, services less trade, transportation, and warehousing.....		IP	23123023	123.271	124.367	124.128	125.019	124.941	-0.1	7.8
Inputs to highways and streets, excluding capital investment, labor, and imports.....		IP	231231	145.511	145.963	146.522	147.382	146.684	-0.5	-2.7
Inputs to highways and streets, goods.....		IP	2312311	145.172	145.679	146.261	146.909	146.268	-0.4	-2.7
Inputs to highways and streets, energy.....		IP	23123112	147.447	148.699	146.018	149.255	141.014	-5.5	-29.6
Inputs to highways and streets, goods less foods and energy....		IP	23123113	148.419	148.849	149.839	150.189	150.452	0.2	2.0
Inputs to highways and streets, services.....		IP	2312312	144.219	144.514	145.001	146.431	145.586	-0.6	-2.8
Inputs to highways and streets, trade services ²		IP	23123121	161.640	161.592	164.405	169.078	168.327	-0.4	-6.0
Inputs to highways and streets, transportation and warehousing services.....		IP	23123122	136.623	135.392	133.183	129.233	126.520	-2.1	-13.6
Inputs to highways and streets, services less trade, transportation, and warehousing.....		IP	23123123	122.686	123.848	123.581	124.563	124.470	-0.1	8.7
Inputs to power and communication structures, excluding capital investment, labor, and imports.....		IP	231232	145.940	146.142	146.449	147.434	146.353	-0.7	-4.9
Inputs to power and communication structures, goods.....		IP	2312321	149.711	149.934	150.144	150.874	149.404	-1.0	-6.5
Inputs to power and communication structures, energy.....		IP	23123212	140.912	142.034	139.895	142.296	135.703	-4.6	-23.4
Inputs to power and communication structures, goods less foods and energy.....		IP	23123213	151.361	151.374	152.132	152.470	152.201	-0.2	-1.5
Inputs to power and communication structures, services.....		IP	2312322	140.716	140.887	141.329	142.669	142.127	-0.4	-2.4
Inputs to power and communication structures, trade services ²		IP	23123221	158.392	157.855	159.927	163.901	163.082	-0.5	-7.8
Inputs to power and communication structures, transportation and warehousing services.....		IP	23123222	139.547	138.290	136.033	131.999	129.228	-2.1	-13.6
Inputs to power and communication structures, services less trade, transportation, and warehousing.....		IP	23123223	121.585	122.327	122.321	123.047	123.034	0.0	5.9
Inputs to educational and vocational structures, excluding capital investment, labor, and imports.....		IP	231233	149.997	150.264	150.709	151.242	150.551	-0.5	-3.0
Inputs to educational and vocational structures, goods.....		IP	2312331	149.288	149.659	150.089	150.538	150.002	-0.4	-2.7
Inputs to educational and vocational structures, energy.....		IP	23123312	136.672	137.673	135.343	137.669	131.321	-4.6	-26.2
Inputs to educational and vocational structures, goods less foods and energy.....		IP	23123313	150.714	151.040	151.673	151.986	151.874	-0.1	-0.6
Inputs to educational and vocational structures, services.....		IP	2312332	149.123	149.126	149.598	150.333	149.267	-0.7	-3.9
Inputs to educational and vocational structures, trade services ²		IP	23123321	162.116	161.272	164.492	167.755	166.800	-0.6	-6.6
Inputs to educational and vocational structures, transportation and warehousing services.....		IP	23123322	139.547	138.290	136.033	131.999	129.228	-2.1	-13.6
Inputs to educational and vocational structures, services less trade, transportation, and warehousing.....		IP	23123323	125.378	126.770	126.231	127.181	127.034	-0.1	8.6
Inputs to other misc. nonresidential construction, excluding capital investment, labor, and imports.....		IP	231234	147.649	147.834	148.075	148.851	148.099	-0.5	-4.5
Inputs to other misc. nonresidential construction, goods.....		IP	2312341	145.882	146.170	146.393	147.034	146.391	-0.4	-4.1
Inputs to other misc. nonresidential construction, energy.....		IP	23123412	145.597	146.753	144.342	146.984	139.149	-5.3	-28.8
Inputs to other misc. nonresidential construction, goods less foods and energy.....		IP	23123413	149.360	149.548	150.096	150.510	150.723	0.1	-0.2
Inputs to other misc. nonresidential construction, services.....		IP	2312342	146.630	146.592	146.862	147.899	146.942	-0.6	-5.4
Inputs to other misc. nonresidential construction, trade services ²		IP	23123421	159.042	158.202	160.381	164.062	163.081	-0.6	-9.8
Inputs to other misc. nonresidential construction, transportation and warehousing services.....		IP	23123422	139.547	138.290	136.033	131.999	129.228	-2.1	-13.6
Inputs to other misc. nonresidential construction, services less trade, transportation, and warehousing.....		IP	23123423	123.303	124.415	124.162	125.049	124.964	-0.1	7.7
Maintenance and repair construction										
Inputs to maintenance and repair construction, excluding capital investment, labor, and imports.....		IP	232000	145.019	145.076	145.322	145.609	144.430	-0.8	-6.6
Inputs to maintenance and repair construction, goods.....	06/86	IP	2320001	325.091	326.094	326.090	326.254	323.717	-0.8	-4.2
Inputs to maintenance and repair construction, energy.....		IP	23200012	156.218	157.989	154.302	158.476	147.755	-6.8	-31.9
Inputs to maintenance and repair construction, goods less foods and energy.....		IP	23200013	147.840	148.163	148.544	148.193	148.026	-0.1	0.2
Inputs to maintenance and repair construction, services.....		IP	2320002	143.593	142.959	143.642	144.304	143.052	-0.9	-9.7
Inputs to maintenance and repair construction, trade services ²		IP	23200021	150.312	149.200	151.173	152.506	151.040	-1.0	-12.8
Inputs to maintenance and repair construction, transportation and warehousing services.....		IP	23200022	139.547	138.290	136.033	131.999	129.228	-2.1	-13.6
Inputs to maintenance and repair construction, services less trade, transportation, and warehousing.....		IP	23200023	123.854	124.410	123.755	124.943	124.763	-0.1	8.0
Inputs to residential maintenance and repair, excluding capital investment, labor, and imports.....		IP	232100	143.108	142.977	143.491	143.405	142.412	-0.7	-6.8
Inputs to residential maintenance and repair, goods.....	06/86	IP	2321001	304.059	304.976	305.092	304.919	303.358	-0.5	-2.4
Inputs to residential maintenance and repair, energy.....		IP	23210012	154.208	155.594	152.571	156.445	146.728	-6.2	-32.0

See footnotes at end of table.

Table 14. Producer price indexes and percentage changes for net inputs to industries, excluding capital investment, labor, and imports; not seasonally adjusted — Continued
 [May 2023, Index base December 2014=100, unless otherwise indicated]

Title	Other index base	Commodity code		Unadjusted index ¹					Unadjusted 1-month percent change ¹	Unadjusted 12-month percent change ¹
		Group code	Item code	Jan. 2023	Feb. 2023 ^P	Mar. 2023 ^P	Apr. 2023 ^P	May 2023 ^P	Apr. to May ^P	May 2022 to May 2023 ^P
Inputs to residential maintenance and repair, goods less foods and energy.....		IP	23210013	146.271	146.647	146.919	146.558	146.433	-0.1	0.8
Inputs to residential maintenance and repair, services.....		IP	2321002	144.148	143.252	144.394	144.299	142.948	-0.9	-10.9
Inputs to residential maintenance and repair, trade services ²		IP	23210021	148.615	147.080	149.126	149.262	147.722	-1.0	-13.3
Inputs to residential maintenance and repair, transportation and warehousing services.....		IP	23210022	139.547	138.290	136.033	131.999	129.228	-2.1	-13.6
Inputs to residential maintenance and repair, services less trade, transportation, and warehousing.....		IP	23210023	131.022	132.243	132.029	132.875	132.711	-0.1	7.5
Inputs to nonresidential maintenance and repair, excluding capital investment, labor, and imports.....		IP	232200	145.582	145.837	146.095	146.547	145.421	-0.8	-6.6
Inputs to nonresidential maintenance and repair, goods.....	06/86	IP	2322001	329.539	330.559	330.757	331.097	328.735	-0.7	-5.1
Inputs to nonresidential maintenance and repair, energy.....		IP	23220012	154.503	155.922	153.107	156.829	147.077	-6.2	-32.0
Inputs to nonresidential maintenance and repair, goods less foods and energy.....		IP	23220013	148.041	148.388	148.820	148.553	148.512	0.0	-0.3
Inputs to nonresidential maintenance and repair, services.....		IP	2322002	143.809	143.671	144.267	145.317	144.039	-0.9	-9.1
Inputs to nonresidential maintenance and repair, trade services ²		IP	23220021	151.651	150.882	152.891	155.237	153.672	-1.0	-12.8
Inputs to nonresidential maintenance and repair, transportation and warehousing services.....		IP	23220022	139.547	138.290	136.033	131.999	129.228	-2.1	-13.6
Inputs to nonresidential maintenance and repair, services less trade, transportation, and warehousing.....		IP	23220023	123.796	125.123	124.585	125.561	125.424	-0.1	8.9
Manufacturing³										
Inputs to 325510, paint and coating manufacturing, excluding capital investment, labor, and imports.....	03/13	IP	325510	127.224	127.102	127.731	128.308	128.094	-0.2	-3.2
Inputs to 325510, goods.....	03/13	IP	3255101	122.634	122.626	123.226	123.909	123.827	-0.1	-3.0
Inputs to 325510, energy.....	03/13	IP	32551012	105.550	105.920	104.517	104.589	102.991	-1.5	-12.6
Inputs to 325510, goods less foods and energy.....	03/13	IP	32551013	123.680	123.659	124.326	125.031	124.998	0.0	-2.8
Inputs to 325510, services.....	03/13	IP	3255102	148.800	147.888	148.668	148.449	147.323	-0.8	-4.4
Inputs to 325510, trade services ²	03/13	IP	32551021	154.757	153.999	157.770	160.360	160.003	-0.2	-0.7
Inputs to 325510, transportation and warehousing services.....	03/13	IP	32551022	137.223	136.232	134.643	132.242	130.567	-1.3	-6.9
Inputs to 326100, plastics products manufacturing, excluding capital investment, labor, and imports.....	03/14	IP	326100	120.942	122.147	122.439	123.428	123.285	-0.1	-5.5
Inputs to 326100, goods.....	03/14	IP	3261001	114.830	116.289	116.727	117.818	117.783	0.0	-7.0
Inputs to 326100, energy.....	03/14	IP	32610012	127.482	124.279	122.365	119.446	120.732	1.1	1.7
Inputs to 326100, goods less foods and energy.....	03/14	IP	32610013	113.982	115.768	116.372	117.744	117.617	-0.1	-7.6
Inputs to 326100, services.....	03/14	IP	3261002	144.210	143.887	143.330	143.664	142.925	-0.5	1.1
Inputs to 326100, trade services ²	03/14	IP	32610021	157.590	156.706	157.478	159.399	159.485	0.1	2.3
Inputs to 326100, transportation and warehousing services.....	03/14	IP	32610022	129.088	127.928	126.407	123.739	121.611	-1.7	-9.2
Inputs to 326100, services less trade, transportation, and warehousing.....	03/14	IP	32610023	126.239	127.663	126.496	128.095	127.925	-0.1	12.9
Inputs to 333130, mining and oil and gas field machinery mfg, excluding capital investment, labor, and imports.....	04/14	IP	333130	142.493	143.391	144.869	145.851	147.057	0.8	-4.5
Inputs to 333130, goods.....	04/14	IP	3331301	131.673	132.700	133.340	134.618	136.326	1.3	-5.1
Inputs to 333130, energy.....	04/14	IP	33313012	133.317	129.793	140.701	116.120	107.663	-7.3	-16.4
Inputs to 333130, goods less foods and energy.....	04/14	IP	33313013	131.809	132.949	133.337	135.255	137.215	1.4	-4.7
Inputs to 333130, services.....	04/14	IP	3331302	161.775	162.169	166.141	166.083	165.576	-0.3	-2.7
Inputs to 333130, trade services ²	04/14	IP	33313021	178.804	179.559	190.650	192.425	191.706	-0.4	-2.4
Inputs to 333130, transportation and warehousing services.....	04/14	IP	33313022	126.996	125.686	124.480	121.285	118.684	-2.1	-11.6
Inputs to 333130, services less trade, transportation, and warehousing.....	04/14	IP	33313023	144.214	145.507	145.876	146.470	147.878	1.0	8.2
Inputs to 336111, automobile manufacturing, excluding capital investment, labor, and imports.....	02/14	IP	336111	133.123	133.046	134.209	133.998	133.689	-0.2	2.8
Inputs to 336111, goods.....	02/14	IP	3361111	118.238	118.586	118.752	119.057	119.089	0.0	3.3
Inputs to 336111, goods less foods and energy.....	02/14	IP	33611113	118.238	118.586	118.752	119.057	119.089	0.0	3.3
Inputs to 336111, services.....	02/14	IP	3361112	168.074	165.770	171.832	168.957	166.946	-1.2	1.4
Inputs to 336111, trade services ²	02/14	IP	33611121	169.850	167.425	174.624	171.961	170.090	-1.1	3.0
Inputs to 336111, transportation and warehousing services.....	02/14	IP	33611122	141.749	140.472	138.180	134.081	131.267	-2.1	-13.6
Inputs to 336411, airplane manufacturing, excluding capital investment, labor, and imports.....	02/14	IP	336411	127.434	128.325	129.320	129.513	129.593	0.1	2.4
Inputs to 336411, goods.....	02/14	IP	3364111	119.545	120.664	121.275	121.705	122.044	0.3	2.9
Inputs to 336411, energy.....	02/14	IP	33641112	157.268	153.543	179.673	129.303	107.906	-16.5	-32.7
Inputs to 336411, goods less foods and energy.....	02/14	IP	33641113	119.670	120.802	121.355	121.904	122.294	0.3	3.0
Inputs to 336411, services.....	02/14	IP	3364112	155.200	155.209	157.643	156.932	156.028	-0.6	1.1
Inputs to 336411, trade services ²	02/14	IP	33641121	173.203	171.389	180.539	179.081	177.130	-1.1	2.1
Inputs to 336411, transportation and warehousing services.....	02/14	IP	33641122	140.799	139.531	137.254	133.183	130.388	-2.1	-13.6
Inputs to 336411, services less trade, transportation, and warehousing.....	02/14	IP	33641123	132.063	133.142	133.002	133.304	133.318	0.0	4.2

See footnotes at end of table.

Table 14. Producer price indexes and percentage changes for net inputs to industries, excluding capital investment, labor, and imports; not seasonally adjusted — Continued
 [May 2023, Index base December 2014=100, unless otherwise indicated]

Title	Other index base	Commodity code		Unadjusted index ¹					Unadjusted 1-month percent change ¹	Unadjusted 12-month percent change ¹
		Group code	Item code	Jan. 2023	Feb. 2023 ^p	Mar. 2023 ^p	Apr. 2023 ^p	May 2023 ^p	Apr. to May ^p	May 2022 to May 2023 ^p
Inputs to 336611, ship building and repairing, excluding capital investment, labor, and imports.....	02/14	IP	336611	142.311	143.225	143.818	144.412	144.883	0.3	1.7
Inputs to 336611, goods.....	02/14	IP	3366111	134.102	134.802	135.045	135.767	136.316	0.4	0.2
Inputs to 336611, energy.....	02/14	IP	33661112	134.067	133.590	135.061	127.942	128.565	0.5	4.5
Inputs to 336611, goods less foods and energy.....	02/14	IP	33661113	134.038	134.781	134.979	135.987	136.533	0.4	0.1
Inputs to 336611, services.....	02/14	IP	3366112	155.513	156.815	158.062	158.404	158.720	0.2	4.7
Inputs to 336611, trade services ²	02/14	IP	33661121	182.741	182.712	190.807	193.010	192.223	-0.4	-1.0
Inputs to 336611, transportation and warehousing services.....	02/14	IP	33661122	131.736	130.208	129.824	126.996	124.217	-2.2	-9.7
Inputs to 336611, services less trade, transportation, and warehousing.....	02/14	IP	33661123	143.981	145.890	146.290	146.885	147.894	0.7	10.0
Services³										
Inputs to 484000, truck transportation, excluding capital investment, labor, and imports.....	03/14	IP	484000	144.674	142.819	137.469	135.298	132.741	-1.9	-18.2
Inputs to 484000, goods.....	03/14	IP	4840001	144.585	140.484	131.673	125.862	118.592	-5.8	-36.5
Inputs to 484000, energy.....	03/14	IP	48400012	140.861	136.665	127.624	121.657	114.203	-6.1	-37.8
Inputs to 484000, goods less foods and energy.....	03/14	IP	48400013	111.331	111.268	111.554	111.785	111.921	0.1	2.4
Inputs to 484000, services.....	03/14	IP	4840002	139.293	139.062	136.308	136.737	137.538	0.6	1.9
Inputs to 484000, trade services ²	03/14	IP	48400021	182.108	180.445	165.354	170.670	179.813	5.4	9.5
Inputs to 484000, transportation and warehousing services.....	03/14	IP	48400022	134.202	133.937	132.495	131.562	130.790	-0.6	-3.8
Inputs to 484000, services less trade, transportation, and warehousing.....	03/14	IP	48400023	123.898	124.327	124.647	125.278	125.176	-0.1	4.7
Inputs to 621A00, offices of health practitioners, excluding capital investment, labor, and imports.....	03/13	IP	621A00	131.991	132.072	132.322	132.803	132.760	0.0	4.8
Inputs to 621A00, goods.....	03/13	IP	621A001	141.343	141.012	141.061	140.764	141.178	0.3	3.1
Inputs to 621A00, energy.....	03/13	IP	621A0012	134.722	134.589	133.399	130.840	133.886	2.3	10.2
Inputs to 621A00, goods less foods and energy.....	03/13	IP	621A0013	142.372	142.024	142.166	142.038	142.256	0.2	2.6
Inputs to 621A00, services.....	03/13	IP	621A002	128.677	128.924	129.254	130.047	129.821	-0.2	5.6
Inputs to 621A00, trade services ²	03/13	IP	621A0021	152.581	149.914	149.445	151.630	150.948	-0.4	3.6
Inputs to 621A00, transportation and warehousing services.....	03/13	IP	621A0022	118.770	116.591	120.366	120.136	117.247	-2.4	1.3
Inputs to 621A00, services less trade, transportation and warehousing.....	03/13	IP	621A0023	123.144	123.810	124.117	124.759	124.678	-0.1	6.1
Inputs to 813000, membership associations and organizations, excluding capital investment, labor, and imports.....	05/14	IP	813000	156.588	158.919	157.654	158.920	159.153	0.1	6.3
Inputs to 813000, goods.....	05/14	IP	8130001	143.987	144.750	143.065	144.042	140.059	-2.8	-14.2
Inputs to 813000, energy.....	05/14	IP	81300012	149.711	150.791	147.895	149.551	143.340	-4.2	-22.1
Inputs to 813000, goods less foods and energy.....	05/14	IP	81300013	135.770	135.966	136.477	136.223	136.263	0.0	6.4
Inputs to 813000, services.....	05/14	IP	8130002	156.308	158.841	157.613	158.903	159.626	0.5	9.6
Inputs to 813000, trade services ²	05/14	IP	81300021	136.092	138.407	134.621	140.163	140.058	-0.1	7.5
Inputs to 813000, transportation and warehousing services.....	05/14	IP	81300022	133.600	133.560	133.231	132.988	132.766	-0.2	6.8
Inputs to 813000, services less trade, transportation, and warehousing.....	05/14	IP	81300023	157.624	160.328	159.075	160.411	161.208	0.5	9.8
Inputs to 813000, maintenance and repair construction.....	05/14	IP	8130003	132.341	132.610	133.177	134.175	136.485	1.7	4.4

¹ All indexes are subject to revision for 4 months after their originally scheduled publication to incorporate late reports and corrections by survey respondents.

² Trade indexes measure changes in margins received by wholesalers and retailers.

³ PPI data for these Net Inputs to Industry Indexes are organized by Bureau of Economic Analysis (BEA) Industry code. The set of products included in an industry input index and the weights for each commodity included in the index are derived from the BEA's Input-Output Accounts Use of Commodities by Industry table in conjunction with U.S. Census Bureau revenue data. For more information, visit <https://www.bls.gov/ppi/notices/2015/updated-inputs-to-industry-producer-price-indexes.htm> online.

p Preliminary

Technical Note

Brief Explanation of Producer Price Indexes

The Producer Price Index (PPI) of the Bureau of Labor Statistics (BLS) is a family of indexes that measures the average change over time in prices received (price changes) by producers for domestically produced goods, services, and construction. PPIs measure price change from the perspective of the seller. This contrasts with other measures, such as the Consumer Price Index (CPI). CPIs measure price change from the purchaser's perspective.

More than 10,000 PPIs for individual products and groups of products are released each month. PPIs are available for the products of virtually every industry in the mining and manufacturing sectors. Over time, new PPIs have been introduced for products of industries in the services and construction sectors of the U.S. economy. As of January 2023, the PPI covered 69 percent of services as measured by 2017 Census revenue, and 17 percent of construction.

More than 64,000 price quotations per month are organized into three sets of PPIs: (1) Final demand-Intermediate demand (FD-ID) indexes, (2) commodity indexes, and (3) indexes for the net output of industries and their products. The FD-ID structure organizes products by class of buyer and degree of fabrication as well as by stage of production. The commodity structure organizes products by similarity of end use or product type. The entire output of various industries is sampled to derive price indexes for the net output of industries and their products.

Final Demand–Intermediate Demand Indexes

The PPI FD-ID structure measures price change for goods, services, and construction sold to final demand and to intermediate demand. The FD-ID system replaced the PPI stage-of-processing (SOP) system as PPI's primary aggregation model with the release of data for January 2014. The FD-ID model expands coverage beyond that of the SOP system through the addition of services, construction, exports, and government purchases.

Compared with finished goods under the SOP system, the PPI for final demand goods includes nearly a 50 percent expansion of coverage. This increase can be traced to the addition of government purchases and exports. For overall final demand, expansion to include final demand services represents an even larger increase in coverage. In December 2022, final demand goods were about 30.7 percent of overall final demand, final demand services were roughly 66.6 percent, and final demand construction was about 2.7 percent of final demand. Within intermediate demand, coverage of services for intermediate demand resulted in about a 45 percent increase in coverage of the intermediate demand portion of the economy.

FD-ID indexes are constructed from commodity-based producer output price indexes. Commodities are allocated to aggregate indexes primarily based on the type of buyer. The main source of data used to determine the type of buyer is the "Use of commodities by industries, before redefinition," table

from the Benchmark Input-Output Accounts of the U.S. In many cases, the same commodity is purchased by different types of buyers. As a result, commodities are often included in several FD-ID indexes. For example, regular gasoline is purchased for personal consumption, export, government use, and business use. The PPI program publishes only one commodity index for regular gasoline (wpu057104), reflecting sales to all types of buyers, and this index is used in all aggregations regardless of whether the gasoline is sold for personal consumption, as an export, to government, or to businesses. Proportions based on BEA "Use of Commodities" data are used to allocate the correct portion of the total weight of gasoline to each use category. In cases when buyer type is an important price determining characteristic, indexes are created based on specific buyer type. For example, within the PPI category for loan services, separate indexes for consumer loans and business loans were constructed. For more information relating to the FD-ID structure, see "A new, experimental system of indexes from the PPI program" in the February 2011 *Monthly Labor Review*.

Final Demand: The final demand portion of the FD-ID structure measures price change for commodities sold for personal consumption, capital investment, government, and export. The system is composed of six main price indexes: final demand goods; final demand trade services; final demand transportation and warehousing services; final demand services less trade, transportation, and warehousing; final demand construction; and overall final demand.

The final demand goods index measures price change for both unprocessed and processed goods sold to final demand. Fresh fruits sold to consumers and computers sold for capital investment are examples of transactions included in the final demand goods price index. The final demand trade services index measures price change for the retailing and wholesaling of merchandise sold to final demand, generally without transformation. (Trade indexes measure changes in margins received by wholesalers and retailers.) The final demand transportation and warehousing services index tracks price change for transportation of passengers, as well as, transportation of cargo sold to final demand, and also includes prices for warehousing and storage of goods sold to final demand. The final demand services less trade, transportation, and warehousing index measures price change for all services other than trade and transportation sold to final demand. Publishing, banking, lodging, and health care are examples of these services. The final demand construction index tracks price change for new construction, as well as maintenance and repair construction sold to final demand. Construction of office buildings is an example of a commodity that would be included in the final demand construction index. Lastly, the overall final demand index tracks price change for all types of commodities sold to final demand by combining the five final demand component indexes described above.

Intermediate Demand: The intermediate demand portion of the FD-ID system tracks price change for goods, services, and construction products sold to businesses as inputs to

production, excluding capital investment. The system includes two parallel treatments of intermediate demand. The first treatment organizes intermediate demand commodities by type. The second organizes intermediate demand commodities into production stages, with the explicit goal of developing a forward-flow model of production and price change.

The intermediate demand by commodity type portion of the system organizes commodities by similarity of product. The system is composed of six main price indexes: unprocessed goods for intermediate demand; processed goods for intermediate demand; intermediate demand trade services; intermediate demand transportation and warehousing services; intermediate demand services less trade, transportation, and warehousing; and intermediate demand construction.

The unprocessed goods for intermediate demand price index measures price change for goods sold to businesses as inputs to production that have undergone no fabrication. Crude petroleum sold to refineries is an example of an unprocessed good sold to intermediate demand. The processed goods for intermediate demand index tracks price change for fabricated goods sold as business inputs. Examples include car parts sold to car manufacturers and gasoline sold to trucking companies. The index for trade services for intermediate demand measures price change for the services of retailing and wholesaling goods purchased by businesses as inputs to production. The intermediate demand transportation and warehousing services index measures price change for business travel, as well as, transportation and warehousing of cargo sold to intermediate demand. The intermediate demand services less trade, transportation, and warehousing index measures price change for services other than trade, transportation, and warehousing sold as inputs to production. Legal and accounting services purchased by businesses are examples of intermediate demand services excluding trade, transportation, and warehousing. Finally, the construction for intermediate demand index measures price change for construction purchased by firms as inputs to production. The index for construction for intermediate demand tracks price change for maintenance and repair construction purchased by firms.

The production flow treatment of intermediate demand is a stage-based system of price indexes. These indexes can be used to study price transmission across stages of production and final demand. This system is constructed in a manner that maximizes forward flow of production between stages, while minimizing back-flow of production. The production flow treatment contains four main indexes: intermediate demand stage 1, intermediate demand stage 2, intermediate demand stage 3, and intermediate demand stage 4.

Indexes for the four stages were developed by first assigning each industry in the economy to one of four stages of production, where industries assigned to the fourth stage primarily produce output consumed as final demand, industries in the third stage primarily produce output consumed by stage 4 industries, industries assigned to the second stage primarily produce output consumed by stage 3 industries, and industries assigned to the first stage produce output primarily consumed by stage 2 industries. The four indexes then track prices for the net inputs consumed by industries in each of the four stages of production. The stage 4

intermediate demand index, for example, tracks price change for inputs consumed, but not produced, by industries included in the fourth stage of production. Hence, the index tracks price change in inputs to industries that primarily produce final demand commodities (stage 4 producers primarily produce commodities sold to final demand).

Examples of heavily weighted goods-producing industries in stage 4 include the manufacture of light trucks and utility vehicles, automobiles, and pharmaceuticals. Retail trade, food service and drinking places, and hospitals are examples of heavily weighted service industries included in stage 4. Stage 4 also includes all new construction industries. Examples of goods consumed by stage 4 industries include motor vehicle parts, commercial electric power, plastic construction products, biological products, and beef and veal. Engineering services, machinery and equipment wholesaling, long distance motor carrying, and legal services constitute examples of services consumed by stage 4 industries.

Examples of highly weighted goods-producing industries included in stage 3 are motor vehicle parts manufacturing, animal (except poultry) slaughtering and processing, and semiconductor manufacturing. Services industries classified in stage 3 include wholesale trade; insurance carriers; architecture, engineering, and related services; and hotels and motels. Examples of goods consumed by stage 3 industries include slaughter steers and heifers, industrial electric power, and hot rolled steel bars, plates, and structural shapes. Services commonly consumed by stage 3 industries include commissions from sales of property and casualty insurance, business loans, temporary help services, and administrative and general management consulting services.

Petroleum refineries; electricity generation, transmission, and distribution; natural gas distribution; cattle ranching and farming; and plastic materials and resin manufacturing are among the goods-based industries assigned to stage 2. Services industries that are heavily weighted in stage 2 include management of companies and enterprises; non-depository credit intermediation; insurance agencies and brokerages; and services to buildings and dwellings. Goods commonly purchased by stage 2 industries include crude oil, natural gas, formula feeds, and primary basic organic chemicals. Services that are heavily weighted in the intermediate demand stage 2 index are legal services, business loans, and cellular phone and other wireless telecommunication.

Goods producing industries in stage 1 include oil and gas extraction, paper mills, and grain farming. Real estate, legal services, and advertising services are examples of highly weighted services industries included in stage 1. Examples of goods consumed by stage 1 industries are commercial and industrial electric power and gasoline. Services commonly consumed by stage 1 industries include solid waste collection, chemicals and allied products wholesaling, and guestroom or unit rental. It should be noted that all inputs purchased by stage 1 industries are by definition produced either within stage 1 or by latter stages of processing, leaving stage 1 less useful for price transmission analysis. For additional information on industry stage assignments, see www.bls.gov/ppi/fd-id/ppi-intermediate-demand-by-production-flow-industry-stage-assignments.htm.

Comparing the PPI with CPI

Although some data users utilize the PPI as a potential indicator of the Consumer Price Index (CPI), there are many reasons why the PPI and the CPI may diverge. The scope of the personal consumption portion of the PPI includes all marketable output sold by domestic producers for households. The scope of the CPI includes goods and services provided by business or government, where explicit user charges are paid by consumers. For example, the most heavily weighted item in the CPI, owners' equivalent rent, is excluded from the PPI. The scope of the CPI includes imports. The PPI excludes imports. The CPI only includes components of personal consumption directly paid for by the consumers, while the PPI includes components of personal consumption that may not be paid for by consumers. For example, the PPI includes medical services paid for by third parties. In contrast to CPI, PPI does not completely cover services. PPIs exclude taxes, since they do not represent producer revenue. Conversely, sales and other taxes paid by consumers are part of household expenditure and are included in the CPI. Additional technical differences between PPI and CPI also exist. For more information see "Comparing new final demand producer price indexes with other Government price indexes," *Monthly Labor Review*, January 2014, at www.bls.gov/opub/mlr/.

Commodity Indexes

The commodity classification of the PPI organizes goods, services, and construction by similarity of product or end use, disregarding industry of origin. With the release of data for July 2009, PPI expanded its commodity structure to include indexes for services and construction products. Prior to this date, the PPI commodity structure only included products from goods producing sectors. Table 9 of the *PPI Detailed Report* includes data for commodity indexes, organized in a hierarchal structure, including major groupings, subgroups, product classes, sub-product classes, and individual items.

Industry Net-Output Price Indexes

PPIs for the net output of industries and their products are grouped according to the North American Industry Classification System (NAICS). Prior to the release of January 2004, industry-based PPIs were published according to the Standard Industrial Classification (SIC) system. Industry price indexes are compatible with other economic time series organized by industry, such as data on employment, wages, and productivity. Table 11 of the *PPI Detailed Report* includes data for NAICS industries and industry groups (3-, 4-, 5-, and 6-digit codes), Census product classes (7- and 8-digit codes), products (9-digit codes), more detailed sub-products (11-digit codes), and, for some industries, indexes for other sources of revenue.

Indexes may represent one of three kinds of product categories. Every industry has primary product indexes that show changes in prices received by establishments classified in the industry for products made primarily, but not necessarily exclusively, by that industry. The industry classification of an establishment is determined by which products make up a plurality of its total shipment value. In

addition, most industries have secondary product indexes that show changes in prices received by establishments for products chiefly made in some other industry. Some industries have miscellaneous receipts indexes that track price changes for other sources of revenue received by establishments within the industry that are not derived from sales of their products; for example, resales of purchased materials, or revenues from parking lots owned by a manufacturing plant.

Data Collection

PPIs are constructed using selling prices reported by establishments of all sizes, selected by probability sampling, with the probability of selection proportionate to size. Individual items and transaction terms also are chosen by probability proportionate to size. BLS strongly encourages cooperating companies to supply actual transaction prices at the time of shipment to minimize the use of list prices. Prices submitted by survey respondents are effective on the Tuesday of the week containing the 13th day of the month. The survey is conducted online via the BLS Internet Data Collection Facility (IDCF). Data provided by survey respondents are supplemented with data from other sources for some areas.

Price data are provided by survey respondents on a voluntary and confidential basis; only sworn BLS employees are allowed access to individual company price reports. BLS publishes price indexes, not actual prices. All PPIs are subject to monthly revisions up to 4 months after original publication to reflect the availability of late reports and corrections by respondents.

BLS periodically updates the PPI sample of survey respondents to better reflect current conditions when the structure, membership, technology, or product mix of an industry shifts significantly and to spread reporting burden among smaller firms. Information on these resampling efforts are noted in the *PPI News Release* and *PPI Detailed Report* in the months they occur.

As part of an ongoing effort to expand coverage to sectors of the economy other than mining and manufacturing, an increasing number of service and construction sector industries have been introduced into the PPI. The following list of industries introduced since the mid-1990s includes the month and year in which an article describing the industry's content appeared in the *PPI Detailed Report*.

Service and construction sector industries introduced into the Producer Price Index, by SIC or NAICS code at their date of introduction and the *PPI Detailed Report* issue that announces their introduction

Title	Code	<i>PPI Detailed Report</i> Issue
	SIC	
Wireless telecommunications	4812	July 1999
Telephone communications, except radio telephone	4813	July 1995
Television broadcasting	4833	July 2002
Grocery stores	5411	July 2000
Meat and fish (seafood) markets	5421	July 2000
Fruit and vegetable markets	5431	July 2000
Candy, nut, and confectionery stores ...	5441	July 2000

Title	Code	PPI Detailed Report Issue
SIC		
Retail bakeries	5461	July 2000
Miscellaneous food stores	5499	July 2000
New car dealers	5511	July 2000
Gasoline service stations	5541	January 2002
Boat dealers	5551	January 2002
Recreational vehicle dealers	5561	January 2002
Miscellaneous retail	59	January 2001
Security brokers, dealers, and investment bankers	6211	January 2001
Investment advice	6282	January 2003
Life insurance carriers	6311	January 1999
Property and casualty insurance	6331	July 1998
Insurance agencies and brokerages	6412	January 2003
Operators and lessors of nonresidential buildings	6512	January 1996
Real estate agents and managers	6531	January 1996
Prepackaged software	7372	January 1998
Data processing services	7374	January 2002
Home health care services	8082	January 1997
Legal services	8111	January 1997
Engineering design, analysis, and consulting services	8711	January 1997
Architectural design, analysis, and consulting services	8712	January 1997
Premiums for property and casualty insurance	9331	July 1998
NAICS		
New Industrial building construction	236211	January 2008
New warehouse building construction ..	236221	July 2005
New school construction	236222	July 2006
New office construction	236223	January 2007
New health care building construction...	236224	January 2013
Concrete contractors, nonresidential building work	23811X	July 2008
Roofing contractors, nonresidential building work	23816X	July 2008
Electrical contractors, nonresidential building work	23821X	July 2008
Plumbing / HVAC contractors, nonresidential building work	23822X	July 2008
Merchant wholesalers, durable goods ..	423	July 2005
Merchant wholesalers, nondurable goods	424	July 2005
Electronics and appliance stores	443	January 2004
Building material and garden equipment and supplies dealers.....	444	January 2004
Sporting goods, hobby, book, and music stores	451	January 2004
General merchandise stores	452	January 2004
Miscellaneous store retailers	453	January 2004
Pipeline transportation of natural gas....	486210	June 2022
Internet service providers	518111	July 2005
Internet publishing and web search portals	519130	January 2010
Commercial banking	522110	January 2005
Savings institutions	522120	January 2005
Direct health and medical insurance carriers	524114	July 2004

Title	Code	PPI Detailed Report Issue
NAICS		
Construction, mining, and forestry machinery and equipment rental and leasing	532412	January 2005
Management consulting services	541610	January 2007
Security guards and patrol services	561612	July 2005
Offices of dentists	621210	January 2011
Blood and organ banks	621991	January 2007
Amusement and theme parks	713110	July 2006
Golf courses and country clubs	713910	July 2006
Fitness and recreational sports centers ..	713940	July 2005
Commercial machinery repair and maintenance.....	811310	July 2007

Weights

Weights for most commodity groupings of the PPI, as well as, weights for commodity-based aggregate indexes calculated from commodity groupings, such as FD-ID indexes, currently reflect 2017 values of shipments as reported in the *Census of Manufactures* and other sources. From January 2018 to December 2022, PPI weights were derived from 2012 shipment values. Industry indexes now are calculated under the 2022 NAICS structure utilizing 2017 value of shipment weights and 2012 net output ratios. The periodic update of the value weights used to calculate the PPI is done to more accurately reflect changes in production and marketing patterns in the economy.

Net output values of shipments are used as weights for industry indexes. Net output values refer to the value of shipments from establishments within the industry to buyers outside the industry. However, weights for commodity indexes are based on gross shipment values, including values of shipments between establishments within the same industry. As a result, broad commodity grouping indexes, such as the PPI for All Commodities (which is composed of major commodity groupings 01 through 15), are affected by the multiple counting of price change at successive stages of processing, which can lead to exaggerated or misleading signals about inflation. The intermediate demand by commodity type FD-ID indexes partially correct for this defect, but industry indexes, final demand FD-ID indexes, and intermediate demand by production flow FD-ID indexes consistently correct for this at all levels of aggregation. Therefore, industry and FD-ID indexes are more appropriate than broad commodity groupings for analysis of general price trends.

Price Index Reference Base

Effective with publication of January 1988 data, many important PPI series (including most commodity groups and individual items) were placed on a new reference base, 1982 = 100. From 1971 through 1987, the standard reference base for most PPI series was 1967 = 100. Except for rounding differences, the shift to the new reference base did not alter any previously published percent changes for affected PPI series. (See "Calculating Index Changes," below.) The 1982

reference base is not used for commodity indexes with a base later than December 1981 or for industry net output indexes and their products. The FD-ID indexes typically have a reference base of November 2009 = 100.

For further information on the underlying concepts and methodology of the Producer Price Index, see chapter 14, “Producer Prices,” in the *BLS Handbook of Methods*. This chapter can be downloaded from the BLS Web site at www.bls.gov/opub/hom/homch14.htm.

Calculating Index Changes

Each PPI measures price changes from a reference period that equals 100.0. An increase of 5.5 percent from the reference period in the Final Demand Goods Price Index, for example, is shown as 105.5. This change also can be expressed in dollars, as follows: prices received by domestic producers of a sample of final demand goods have risen from \$100 in November 2009 to \$105.50. Likewise, a current index of 90.0 would indicate that prices received by producers of final demand goods are 10 percent lower than they were in November 2009.

Movements of price indexes from one month to another are usually expressed as percent changes, rather than as changes in index points. Index point changes are affected by the level of the index in relation to its base period, whereas percent changes are not. The following example shows the computation of index point and percent changes.

Index point change

Final Demand Goods Price Index	107.5
Less previous index	104.0
Equals index point change	3.5

Index percent change

Index point change	3.5
Divided by the previous index	104.0
Equals	0.034
Result multiplied by 100	0.034 x 100
Equals percent change	3.4

Seasonally Adjusted and Unadjusted Data

Because price data are used for different purposes by different groups, BLS publishes seasonally adjusted and unadjusted changes each month. Seasonally adjusted data are preferred for analyzing general price trends in the economy because these data eliminate the effect of changes that normally occur at about the same time, and in about the same magnitude, every year—such as price movements resulting from normal weather patterns, regular production and marketing cycles, model changeovers, seasonal discounts, and holidays. For these reasons, seasonally adjusted data more clearly reveal underlying trends. Unadjusted data are of primary interest to users who need information that can be related to actual dollar values of transactions. Individuals requiring this information include marketing specialists, purchasing agents, budget and cost analysts, contract specialists, and commodity traders. It is the unadjusted data

that are generally cited when escalating long-term contracts such as purchasing agreements or real estate leases. For more information, see *Price Adjustment Guide for Contracting Parties*, on the Web at: www.bls.gov/ppi/publications/price-adjustment-guide-for-contracting-parties.htm.

Seasonal adjustment is accomplished using X-13 ARIMA, a software package published by the U.S. Census Bureau. Each year, the seasonal status of most commodity indexes is reevaluated to reflect more recent price behavior. Industry net output indexes are not seasonally adjusted. For time series that exhibit seasonal pricing patterns, new seasonal factors are estimated and applied to the unadjusted data from the prior 5 years. Updated seasonally adjusted indexes replace the most recent 5 years of seasonal data.

Seasonal factors may be applied to series using either a direct or an aggregative method. Generally, commodity indexes are seasonally adjusted using direct seasonal adjustment, which produces a more complete elimination of seasonal movements than does the aggregative method. However, the direct seasonal adjustment process may not yield figures that possess additive consistency. Thus, a seasonally adjusted index for a broad category that is directly adjusted may not be logically consistent with all seasonally adjusted indexes for its components. Seasonal movements for FD-ID indexes are derived indirectly through an aggregative method that combines movements of a wide variety of subproduct class (six-digit) series.

Seasonally adjusted indexes can become problematic when previously stable and predictable price patterns abruptly change. If the new pattern persists, the seasonal adjustment method will eventually reflect it; if the pattern keeps shifting, however, seasonally adjusted data will become chronically troublesome. This problem occurs relatively infrequently for farm and food-related products, but has more often affected manufactured products such as automobiles and steel.

Since January 1988, the PPI has used Intervention Analysis Seasonal Adjustment methods to enhance the calculation of seasonal factors. With this technique, outlier values that may distort the seasonal pattern are removed from the data prior to applying the standard seasonal factor estimation procedure. For example, a possible economic cause for large price movements for petroleum-based products might have been the COVID-19 pandemic. In this case, intervention techniques allowed for better estimates of seasonally adjusted data. On the whole, very few series have required intervention. Out of over 400 seasonally adjusted commodity series, 69 were subject to intervention in 2023.

For more information relating to seasonal adjustment methods, see “PPI and CPI Seasonal Adjustment: an Update” in the July 2010 *Monthly Labor Review*, and “PPI and CPI Seasonal Adjustment During the COVID-19 Pandemic” in the May 2022 *Monthly Labor Review*.

Producer Price Index Data on the Internet

In 1995, the BLS began posting PPI series, news releases, and technical information to the internet. There were more than 13 million instances of PPI data being downloaded from the BLS website during 2022.

Retrieving PPI data from the PPI Web site

PPI data can be obtained online (www.bls.gov/ppi). On this page, under the tab labeled “Featured PPI databases” links provide the following methods of data retrieval:

- **Top Picks** is a form-based application for both Industry Data and Commodity Data that allows the user to quickly obtain PPI time series data by selecting the high-level aggregate and other commonly requested time series, including the All Commodities Index and the FD-ID indexes (for example, Final Demand). Within each list, any one—or all—of the time series shown can be selected. A user can modify the date range and output options after executing the query, using the reformat button above the data output table.
- **One-Screen Data Search and Multi-Screen Data Search** are form-based query applications for both Industry Data and Commodity Data designed for users unfamiliar with the PPI coding structure. These applications guide a user through the PPI classification by listing index titles and do not require knowledge of commodity or industry codes. Data retrieved are based on a query formulated by selecting data characteristics from lists provided. Two options are available to create customized tables, depending on a user’s browser capability. The one-screen option is a JavaScript application that uses a single screen to guide a user through the available time series data. The second option is a multiple-screen, non-Java-based application. Both methods allow a user to browse the PPI coding structure and select multiple series. Users can modify the date range and output options after executing the query using the reformat button above the data output table.
- **Series Report** is a form-based application that allows users to input multiple, formatted PPI time series identifiers (commodity or industry codes) as inputs in extracting data according to a specified set of date ranges and output options. This application provides the most efficient path for users who are familiar with the format of PPI time series identifiers. There are five alphabetic prefixes used to create unique PPI time series identifiers: WP, WD, PC, PD, and ND. Each provides the user access to a different PPI database. Adding either a “u” (not seasonally adjusted) or an “s” (seasonally adjusted) to the end of these prefixes further specifies the type of data needed.

EXAMPLES

For commodity and FD-ID indexes, series identifiers combine a “wpu” prefix (not seasonally adjusted) or a “wps” prefix (seasonally adjusted) with a commodity code.

<u>Commodity code</u>	<u>Provides data for:</u>
wps141101	Passenger cars, seasonally adjusted
wpu141101	Passenger cars, not seasonally adjusted
wpufd4	Final demand, not seasonally adjusted
wpsid63	Services for intermediate demand, seasonally adjusted

For discontinued commodity indexes, series identifiers combine a “wdu” prefix (not seasonally adjusted) or a “wds” prefix (seasonally adjusted) with a commodity code.

<u>Commodity code</u>	<u>Provides data for:</u>
wds019	Other farm products, seasonally adjusted
wdu0635	Preparations, ethical (prescription), not seasonally adjusted
wdusi138011	Stainless steel mill products, not seasonally adjusted

Current price indexes grouped by industry according to NAICS have series identifiers that begin with the prefix “pcu.” After the prefix, there are 12 digits (the 6-digit industry code is listed twice) followed by up to 7 alphanumeric characters identifying product detail. Dashes are used as placeholders for higher-level industry group codes.

<u>Industry-product code, current NAICS series</u>	<u>Provides data for:</u>
pcu325---325---	Chemical manufacturing
pcu336110336110	Automobile and light duty motor vehicle manufacturing
pcu621111621111411	Offices of physicians, one- and two-physician practices and single-specialty group practices, general/family practice

Discontinued industry-product codes based on SIC combine a “pdu” prefix and “#” between the fourth and fifth characters of the product code. Series identifiers for the discontinued dataset use underscores as placeholders to complete a reference to an SIC industry group code of fewer than four digits. (All PPI industry-based indexes organized by SIC were discontinued with the introduction of NAICS in 2004.)

<u>Industry-product code, discontinued SIC series</u>	<u>Provides data for:</u>
pdu28_#	Chemicals and allied products
pdu331_#	Blast furnaces, steel works, and rolling and finishing mills
pdu3711#111	Passenger cars

Price indexes for discontinued series grouped by industry according to NAICS have identifiers that begin with the prefix “ndu”. After the prefix, there are 12 numeric digits (the 6-digit industry code is listed twice), and up to 7 additional alphanumeric characters that identify product detail. Dashes are used as placeholders for higher-level group codes.

*Industry-product code,
discontinued NAICS series*
ndu212231212231
ndu2122312122312
ndu212231212231214

Provides data for
Lead and zinc ore mining
Lead, zinc concentrates
Lead concentrates

- **Text Files** are best suited for users requiring access to either a large volume of time series data or other PPI-related documentation, such as seasonal factor tables and relative importance tables. The text files can be accessed at download.bls.gov/ or directly from links on the “PPI Databases” page or the PPI homepage. Data and documentation available for download include the following:

Industry Data	<u>Directory:</u> /pub/time.series/pc
Industry Data - Discontinued (NAICS basis)	/pub/time.series/nd
(SIC basis)	/pub/time.series/pd
Commodity Data (incl. FD-ID)	/pub/time.series/wp
Commodity Data – Discontinued	/pub/time.series/wd
Special requests	/pub/special.requests/ppi

Additional information

The PPI homepage (www.bls.gov/ppi) contains additional information regarding PPI data and methodology. The “PPI Publications” section of the homepage provides PPI news releases, both current and archived, as well as general PPI information. The “PPI Tables” section provides relative importance and seasonal factor tables. The remaining sections offer special notices and publications pertaining to PPI methodology and applications.

For questions or comments regarding PPI data classification, methodology, or data availability on the Internet, call or e-mail the Section of Index Analysis and Public Information at (202) 691-7705 or ppi-info@bls.gov. If you are deaf, hard of hearing, or have a speech disability, please dial 7-1-1 to access telecommunications relay services.