

PPI Detailed Report

Data for July 2021



U.S. Department of Labor

U.S. Bureau of Labor Statistics



**Mining • Manufacturing • Services
Agriculture • Utilities • Construction**

PPI Detailed Report

Data for July 2021

Editors

Joseph Kowal
Serah Hyde
Gabriel Vera
Timothy Schermerhorn

Vol. 25, No. 7

Contents

| | <i>Page</i> |
|--|-------------|
| Producer Price Indexes, July 2021 | 1 |
| Charts | |
| Final demand | 6 |
| Processed goods for intermediate demand | 7 |
| Unprocessed goods for intermediate demand | 8 |
| Services for intermediate demand | 9 |
| Tables | |
| Producer Price Indexes | |
| 1. Final demand | 10 |
| 2. Intermediate demand by commodity type | 12 |
| 3. Intermediate demand by production flow | 14 |
| 4. Selected commodity groupings by final demand category | 17 |
| 5. Selected commodity groupings of intermediate demand by commodity type | 20 |
| 6. Selected commodity groupings of intermediate demand by production flow | 23 |
| 7. Selected final demand and intermediate demand categories, seasonally adjusted | 27 |
| 8. Selected commodity groupings | 28 |
| 9. Commodity and service groupings and individual items | 29 |
| 10. Net output of selected industries and industry groups | 86 |
| 11. Net output of selected industries and their products | 88 |
| 12. Special commodity groupings | 161 |
| 13. Net inputs to industries, excluding capital investment, labor, and imports | 163 |
| Technical note | 167 |

Producer Price Index Release Dates

The following is the schedule of release dates for Producer Price Index data for 2021. News releases are issued at 8:30 a.m. eastern time on each release date.

| Reference Month | Release Date |
|-----------------|---------------|
| December 2020 | Jan. 15, 2021 |
| January 2021 | Feb. 17, 2021 |
| February 2021 | Mar. 12, 2021 |
| March 2021 | Apr. 9, 2021 |
| April 2021 | May 13, 2021 |
| May 2021 | Jun. 15, 2021 |
| June 2021 | Jul. 14, 2021 |
| July 2021 | Aug. 12, 2021 |
| August 2021 | Sep. 10, 2021 |
| September 2021 | Oct. 14, 2021 |
| October 2021 | Nov. 9, 2021 |
| November 2021 | Dec. 14, 2021 |

Producer Price Indexes – July 2021

The Producer Price Index for final demand increased 1.0 percent in July, seasonally adjusted. Final demand prices rose 1.0 percent in June and 0.8 percent in May. (See table A.) On an unadjusted basis, the final demand index moved up 7.8 percent for the 12 months ended in July, the largest advance since 12-month data were first calculated in November 2010.

Nearly three-fourths of the July increase in the final demand index can be traced to a 1.1-percent advance in prices for final demand services. The index for final demand goods rose 0.6 percent.

Prices for final demand less foods, energy, and trade services moved up 0.9 percent in July, the largest advance since climbing 1.0 percent in January. For the 12 months ended in July, the index for final demand less foods, energy, and trade services rose 6.1 percent, the largest increase since 12-month data were first calculated in August 2014.

Final Demand

Final demand services: The index for final demand services rose 1.1 percent in July, the largest one-month increase since data were first calculated in December 2009. Nearly half of the broad-based advance in July is attributable to margins for final demand trade services, which jumped 1.7 percent. (Trade indexes measure changes in margins received by wholesalers and retailers.) Prices for final demand services less trade, transportation, and warehousing and for final demand transportation and warehousing services also moved higher, 0.6 percent and 2.7 percent, respectively.

Product detail: About 20 percent of the July advance in prices for final demand services can be traced to margins for automobiles and automobile parts retailing, which climbed 11.2 percent. The indexes for airline passenger services; hospital outpatient care; machinery and equipment wholesaling; traveler accommodation services; and securities brokerage, dealing, investment advice, and related services also increased. In contrast, prices for portfolio management fell 1.8 percent. The indexes for chemicals and allied products wholesaling and for fuels and lubricants retailing also declined. (See table 4.)

Final demand goods: The index for final demand goods moved up 0.6 percent in July following a 1.2-percent jump in June. Leading the July advance in prices for final demand goods, the index for final demand goods less foods and energy increased 1.0 percent. Prices for final demand energy rose 2.6 percent. Conversely, the index for final demand foods decreased 2.1 percent.

Product detail: Among prices for final demand goods in July, the index for tobacco products increased 2.7 percent. Prices for

gasoline; diesel fuel; gas fuels; consumer, institutional, and commercial plastic products; and eggs for fresh use also moved higher. In contrast, the index for beef and veal fell 11.6 percent. Prices for residential electric power and for softwood lumber (not edge worked) also declined.

Intermediate Demand by Commodity Type

Within intermediate demand in July, prices for processed goods rose 1.7 percent, the index for unprocessed goods increased 1.4 percent, and prices for services advanced 1.0 percent. (See tables B and C.)

Processed goods for intermediate demand: The index for processed goods for intermediate demand moved up 1.7 percent in July following a 1.9-percent rise in June. Two-thirds of the increase in July can be attributed to prices for processed materials less foods and energy, which advanced 1.6 percent. The index for processed energy goods moved up 4.0 percent. Conversely, prices for processed foods and feeds decreased 1.6 percent. For the 12 months ended in July, the index for processed goods for intermediate demand increased 22.9 percent, the largest 12-month rise since jumping 23.6 percent in February 1975.

Product detail: Nearly one-fifth of the July advance in the index for processed goods for intermediate demand can be traced to a 22.9-percent increase in prices for cold rolled steel sheet and strip. The indexes for natural gas to electric utilities, diesel fuel, hot rolled steel sheet and strip, gasoline, and steel pipe and tube also moved higher. In contrast, prices for beef and veal dropped 11.6 percent. The indexes for softwood lumber (not edge worked) and for canned, cooked, smoked, or prepared poultry also decreased. (See table 5.)

Unprocessed goods for intermediate demand: The index for unprocessed goods for intermediate demand rose 1.4 percent in July, the fourth consecutive increase. The advance in July can be traced to prices for unprocessed energy materials, which moved up 6.5 percent. Conversely, the index for unprocessed foodstuffs and feedstuffs decreased 2.5 percent. Prices for unprocessed nonfood materials less energy were unchanged. For the 12 months ended in July, the index for unprocessed goods for intermediate demand jumped 55.0 percent.

Product detail: Leading the July advance in prices for unprocessed goods for intermediate demand, the index for natural gas jumped 13.5 percent. Prices for crude petroleum, recyclable paper, slaughter poultry, iron and steel, and wheat also moved up. In contrast, the index for corn fell 4.8 percent. Prices for slaughter barrows and gilts and for nonferrous metal ores also decreased.

Chart 1. One-month percent changes in selected PPI final demand price indexes, seasonally adjusted

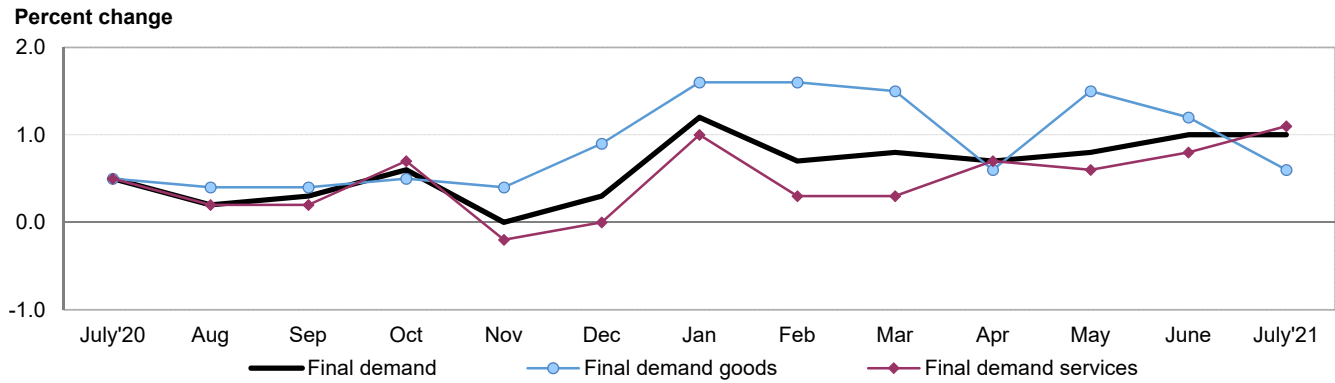


Chart 2. Twelve-month percent changes in selected PPI final demand price indexes, not seasonally adjusted

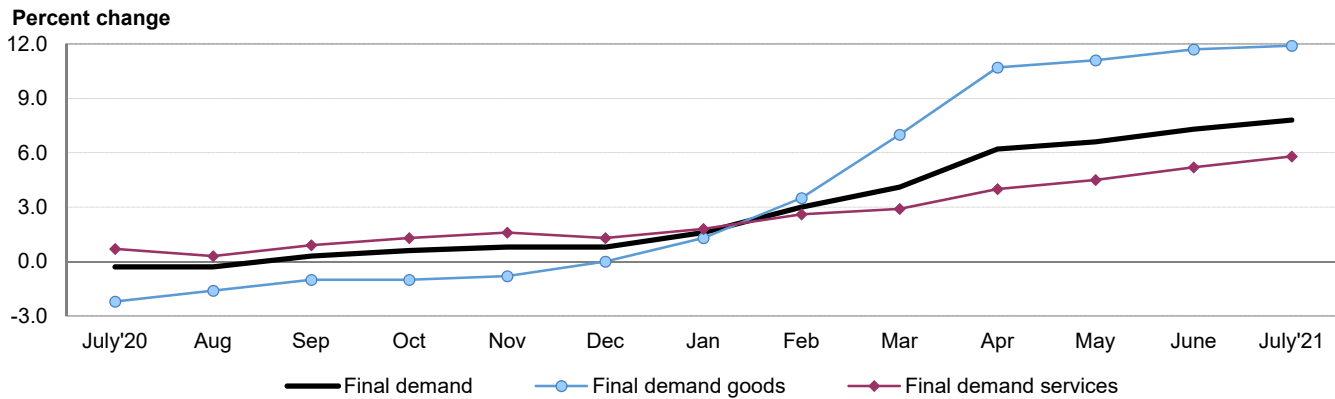


Table A. Monthly and 12-month percent changes in selected final demand price indexes, seasonally adjusted

| Month | Total final demand | Final demand less foods, energy, and trade | Final demand goods | | | | Final demand services | | | | Change in final demand from 12 months ago (unadj.) | Change in final demand less foods, energy, and trade from 12 mo. ago (unadj.) |
|-----------------------|--------------------|--|--------------------|-------|--------|-----------------------|-----------------------|-------|--------------------------------|-------|--|---|
| | | | Total | Foods | Energy | Less foods and energy | Total | Trade | Transportation and warehousing | Other | | |
| 2020 | | | | | | | | | | | | |
| July... | 0.5 | 0.4 | 0.5 | -0.9 | 4.1 | 0.3 | 0.5 | 0.9 | -0.6 | 0.4 | -0.3 | 0.3 |
| Aug... | 0.2 | 0.2 | 0.4 | -0.3 | 1.0 | 0.3 | 0.2 | -0.1 | -0.8 | 0.3 | -0.3 | 0.4 |
| Sept... | 0.3 | 0.4 | 0.4 | 1.7 | -0.3 | 0.3 | 0.2 | -0.3 | 0.6 | 0.4 | 0.3 | 0.8 |
| Oct.... | 0.6 | 0.2 | 0.5 | 2.1 | 0.5 | 0.0 | 0.7 | 1.5 | 1.1 | 0.1 | 0.6 | 0.9 |
| Nov... | 0.0 | 0.2 | 0.4 | 0.2 | 1.7 | 0.3 | -0.2 | -0.7 | -0.5 | 0.2 | 0.8 | 1.0 |
| Dec... | 0.3 | 0.4 | 0.9 | -1.4 | 4.9 | 0.5 | 0.0 | -0.7 | -0.2 | 0.4 | 0.8 | 1.3 |
| 2021 | | | | | | | | | | | | |
| Jan... | 1.2 | 1.0 | 1.6 | 1.6 | 5.1 | 0.8 | 1.0 | 0.8 | 0.7 | 1.2 | 1.6 | 1.9 |
| Feb... | 0.7 | 0.4 | 1.6 | 1.4 | 6.2 | 0.5 | 0.3 | 0.2 | 0.8 | 0.2 | 3.0 | 2.3 |
| Mar. ¹ ... | 0.8 | 0.6 | 1.5 | 0.6 | 5.0 | 0.8 | 0.3 | 0.2 | 1.4 | 0.4 | 4.1 | 3.1 |
| Apr. ¹ ... | 0.7 | 0.6 | 0.6 | 2.0 | -2.0 | 0.9 | 0.7 | 1.1 | 2.7 | 0.3 | 6.2 | 4.6 |
| May... | 0.8 | 0.7 | 1.5 | 2.6 | 2.2 | 1.1 | 0.6 | 0.7 | 1.9 | 0.2 | 6.6 | 5.3 |
| June... | 1.0 | 0.5 | 1.2 | 0.8 | 2.1 | 1.0 | 0.8 | 2.1 | 0.9 | 0.3 | 7.3 | 5.5 |
| July... | 1.0 | 0.9 | 0.6 | -2.1 | 2.6 | 1.0 | 1.1 | 1.7 | 2.7 | 0.6 | 7.8 | 6.1 |

¹ Some of the figures shown above and elsewhere in this release may differ from those previously reported because data for March 2021 have been revised to reflect the availability of late reports and corrections by respondents.

Table B. Monthly and 12-month percent changes in selected intermediate demand price indexes for goods by commodity type, seasonally adjusted

| Month | Processed goods for intermediate demand | | | | | Unprocessed goods for intermediate demand | | | | |
|-------------------------|---|-----------------|--------------|-----------------------|---|---|-----------------------------|------------------|-------------------------------|---|
| | Total | Foods and feeds | Energy goods | Less foods and energy | Total, change from 12 months ago (unadj.) | Total | Food-stuffs and feed-stuffs | Energy materials | Nonfood materials less energy | Total, change from 12 months ago (unadj.) |
| 2020 | | | | | | | | | | |
| July..... | 1.4 | -0.5 | 6.1 | 0.6 | -3.7 | 0.6 | 0.5 | 0.8 | 0.5 | -13.9 |
| Aug..... | 0.9 | -0.7 | 2.6 | 0.8 | -2.3 | 4.0 | 1.8 | 7.9 | 3.3 | -9.1 |
| Sept..... | 0.6 | 0.6 | -0.3 | 0.8 | -1.6 | 5.2 | 5.8 | 5.2 | 4.3 | -4.1 |
| Oct..... | 0.9 | 1.7 | 3.1 | 0.3 | -0.9 | 1.3 | 5.2 | -3.2 | 0.3 | -2.4 |
| Nov..... | 0.9 | 2.0 | 3.4 | 0.2 | -0.2 | 6.3 | 2.3 | 15.3 | 2.8 | 0.6 |
| Dec..... | 1.4 | -0.6 | 2.6 | 1.4 | 1.5 | 2.1 | -3.6 | 6.5 | 5.3 | 1.3 |
| 2021 | | | | | | | | | | |
| Jan..... | 1.8 | 0.9 | 1.9 | 1.8 | 3.4 | 5.3 | 2.7 | 5.4 | 8.6 | 7.9 |
| Feb..... | 2.9 | 2.2 | 6.7 | 2.0 | 7.1 | 11.9 | 2.4 | 33.6 | -0.6 | 29.2 |
| Mar. ¹ | 3.5 | 1.5 | 7.9 | 2.6 | 12.4 | -4.2 | 1.6 | -13.5 | 1.9 | 34.8 |
| Apr. ¹ | 1.6 | 3.0 | -3.7 | 2.9 | 18.4 | 1.0 | 6.0 | -4.5 | 1.9 | 57.6 |
| May..... | 2.8 | 2.5 | 4.8 | 2.3 | 21.9 | 8.4 | 6.4 | 9.6 | 9.3 | 57.9 |
| June..... | 1.9 | 1.7 | 0.2 | 2.3 | 22.6 | 2.6 | 0.7 | 5.8 | 0.9 | 54.1 |
| July..... | 1.7 | -1.6 | 4.0 | 1.6 | 22.9 | 1.4 | -2.5 | 6.5 | 0.0 | 55.0 |

¹ Some of the figures shown above and elsewhere in this release may differ from those previously reported because data for March 2021 have been revised to reflect the availability of late reports and corrections by respondents.

Services for intermediate demand: The index for services for intermediate demand rose 1.0 percent in July, the eighth consecutive increase. In July, nearly half of the broad-based advance can be traced to margins for trade services for intermediate demand, which moved up 2.1 percent. Prices for services less trade, transportation, and warehousing for intermediate demand rose 0.7 percent. The index for transportation and warehousing services for intermediate demand advanced 0.6 percent. For the 12 months ended in July, prices for services for intermediate demand jumped 9.2 percent, the largest increase since 12-month data were first calculated in November 2010.

Product detail: Over a quarter of the July increase in prices for services for intermediate demand can be attributed to margins for machinery and equipment parts and supplies wholesaling, which rose 4.6 percent. The indexes for securities brokerage, dealing, investment advice, and related services; metals, minerals and ores wholesaling; nonresidential real estate rents; airline passenger services; and internet advertising (excluding print publishers) also advanced. Conversely, prices for tax preparation and planning fell 6.2 percent. The indexes for chemicals and allied products wholesaling and for arrangement of freight and cargo transportation also declined.

Table C. Monthly and 12-month percent changes in selected intermediate demand price indexes for services by commodity type, seasonally adjusted

| Month | Services for intermediate demand | | | | Total, change from 12 months ago (unadj.) |
|-------------------------|----------------------------------|-------|--------------------------------|-------|---|
| | Total | Trade | Transportation and warehousing | Other | |
| 2020 | | | | | |
| July..... | 0.5 | 0.0 | -0.5 | 0.8 | -0.9 |
| Aug..... | 0.8 | 2.0 | -0.1 | 0.8 | -0.4 |
| Sept..... | 1.1 | 1.6 | 0.9 | 0.8 | 0.6 |
| Oct..... | 0.7 | 1.0 | 1.3 | 0.5 | 1.7 |
| Nov..... | 0.0 | -0.2 | -0.2 | 0.0 | 1.8 |
| Dec..... | 0.7 | 2.4 | -0.3 | 0.4 | 2.1 |
| 2021 | | | | | |
| Jan..... | 1.1 | 1.3 | 0.5 | 1.2 | 3.0 |
| Feb..... | 0.3 | 0.1 | 1.2 | 0.1 | 3.6 |
| Mar. ¹ | 0.6 | 1.2 | 0.9 | 0.5 | 4.3 |
| Apr. ¹ | 0.6 | 0.8 | 2.0 | 0.3 | 6.7 |
| May..... | 0.8 | 1.7 | 1.5 | 0.3 | 7.9 |
| June..... | 1.1 | 2.5 | 2.1 | 0.4 | 8.7 |
| July..... | 1.0 | 2.1 | 0.6 | 0.7 | 9.2 |

¹ Some of the figures shown above and elsewhere in this release may differ from those previously reported because data for March 2021 have been revised to reflect the availability of late reports and corrections by respondents.

Intermediate Demand by Production Flow

Stage 4 intermediate demand: Prices for stage 4 intermediate demand advanced 1.1 percent in July, the same as in June. In July, the index for total services inputs to stage 4 intermediate demand rose 1.2 percent, and prices for total goods inputs moved up 1.1 percent. (See table D.) Increases in the indexes for machinery and equipment parts and supplies wholesaling; securities brokerage, dealing, investment advice, and related services; nonresidential real estate rents; cold rolled steel sheet and strip; metals, minerals, and ores wholesaling; and motor vehicles and equipment outweighed declining prices for softwood lumber (not edge worked), portfolio management, and beef and veal. (See table 6.) For the 12 months ended in July, the index for stage 4 intermediate demand rose 12.0 percent, the largest advance since 12-month data were first calculated in November 2010.

Stage 3 intermediate demand: Prices for stage 3 intermediate demand advanced 1.1 percent in July, following a 2.1-percent increase in June. In July, the index for total goods inputs to stage 3 intermediate demand rose 1.5 percent, and prices for total services inputs moved up 0.8 percent. Advances in the indexes for cold rolled steel sheet and strip; hot rolled steel sheet and strip; cable network advertising time sales; metals, minerals, and ores wholesaling; diesel fuel; and jet fuel outweighed decreasing prices for raw milk, softwood lumber (not edge worked), and tax preparation and planning. For the 12 months ended in July, the index for stage 3 intermediate demand moved up 20.2 percent.

Stage 2 intermediate demand: The index for stage 2 intermediate demand advanced 1.7 percent in July, the fourth consecutive increase. In July, prices for total goods inputs to stage 2 intermediate demand rose 3.1 percent, and the index for total services inputs moved up 0.5 percent. Increases in the indexes for gas fuels, crude petroleum, machinery and equipment parts and supplies wholesaling, loan services (partial), recyclable paper, and cold rolled steel sheet and strip outweighed decreasing prices for softwood lumber (not edge worked), oilseeds, and broadcast and network television advertising time sales. For the 12 months ended in July, the index for stage 2 intermediate demand advanced 23.0 percent, the largest rise since 12-month data were first calculated in November 2010.

Stage 1 intermediate demand: The index for stage 1 intermediate demand rose 1.9 percent in July following a 1.6-percent increase in June. In July, prices for total goods inputs to stage 1 intermediate demand moved up 2.2 percent, and prices for total services inputs advanced 1.7 percent. Increases in the indexes for natural gas to electric utilities; cold rolled steel sheet and strip; securities brokerage, dealing, investment advice, and related services; internet advertising (excluding print publishers); metals, minerals, and ores wholesaling; and diesel fuel outweighed decreases in the indexes for corn, portfolio management, and chemicals and allied products wholesaling. For the 12 months ended in July, prices for stage 1 intermediate demand rose 21.8 percent, the largest advance since 12-month data were first calculated in November 2010.

Table D. Monthly percent changes in selected intermediate demand price indexes by production flow, seasonally adjusted

| Month | Stage 4 intermediate demand | | | Stage 3 intermediate demand | | | Stage 2 intermediate demand | | | Stage 1 intermediate demand | | |
|-------------------------|-----------------------------|--------------|------------------|-----------------------------|--------------|------------------|-----------------------------|--------------|------------------|-----------------------------|--------------|------------------|
| | Total | Goods inputs | Ser-vices inputs | Total | Goods inputs | Ser-vices inputs | Total | Goods inputs | Ser-vices inputs | Total | Goods inputs | Ser-vices inputs |
| 2020 | | | | | | | | | | | | |
| July..... | 0.8 | 0.8 | 0.7 | 1.1 | 2.1 | 0.2 | 0.8 | 1.1 | 0.7 | 1.5 | 2.8 | -0.1 |
| Aug..... | 0.8 | 0.4 | 1.1 | 0.9 | 1.1 | 0.8 | 1.5 | 3.2 | 0.5 | 1.3 | 1.8 | 0.7 |
| Sept..... | 0.8 | 0.5 | 1.1 | 0.9 | 0.9 | 0.8 | 1.8 | 3.1 | 0.8 | 1.3 | 1.3 | 1.2 |
| Oct..... | 0.4 | 0.5 | 0.5 | 1.1 | 1.4 | 0.7 | 0.5 | 0.3 | 0.8 | 0.7 | 0.9 | 0.5 |
| Nov..... | 0.2 | 0.4 | 0.0 | 0.7 | 1.3 | 0.2 | 1.8 | 5.3 | -0.4 | 1.1 | 2.3 | -0.2 |
| Dec..... | 0.9 | 0.7 | 1.1 | 1.1 | 1.7 | 0.7 | 1.8 | 3.9 | 0.3 | 2.8 | 4.2 | 1.1 |
| 2021 | | | | | | | | | | | | |
| Jan..... | 1.4 | 1.5 | 1.3 | 1.8 | 1.9 | 1.5 | 2.6 | 4.9 | 0.9 | 1.7 | 2.3 | 1.2 |
| Feb..... | 0.8 | 1.5 | 0.3 | 2.2 | 4.2 | 0.5 | 5.4 | 12.4 | 0.2 | 1.6 | 3.1 | 0.2 |
| Mar. ¹ | 1.4 | 2.1 | 0.8 | 2.4 | 4.5 | 0.6 | -1.5 | -3.9 | 0.6 | 2.2 | 3.7 | 0.9 |
| Apr. ¹ | 0.9 | 1.4 | 0.4 | 2.3 | 3.7 | 1.0 | 0.2 | -0.5 | 0.9 | 1.1 | 1.6 | 0.6 |
| May..... | 1.5 | 2.4 | 0.8 | 2.1 | 3.6 | 0.7 | 3.1 | 6.3 | 0.4 | 2.6 | 4.0 | 1.4 |
| June..... | 1.1 | 1.5 | 0.6 | 2.1 | 2.4 | 1.6 | 2.1 | 3.2 | 1.1 | 1.6 | 1.6 | 1.7 |
| July..... | 1.1 | 1.1 | 1.2 | 1.1 | 1.5 | 0.8 | 1.7 | 3.1 | 0.5 | 1.9 | 2.2 | 1.7 |

¹ Some of the figures shown above and elsewhere in this release may differ from those previously reported because data for March 2021 have been revised to reflect the availability of late reports and corrections by respondents.

Chart 1. The Final Demand Index and its component indexes, January 2017 through July 2021, 12-month percentage changes

Percent change

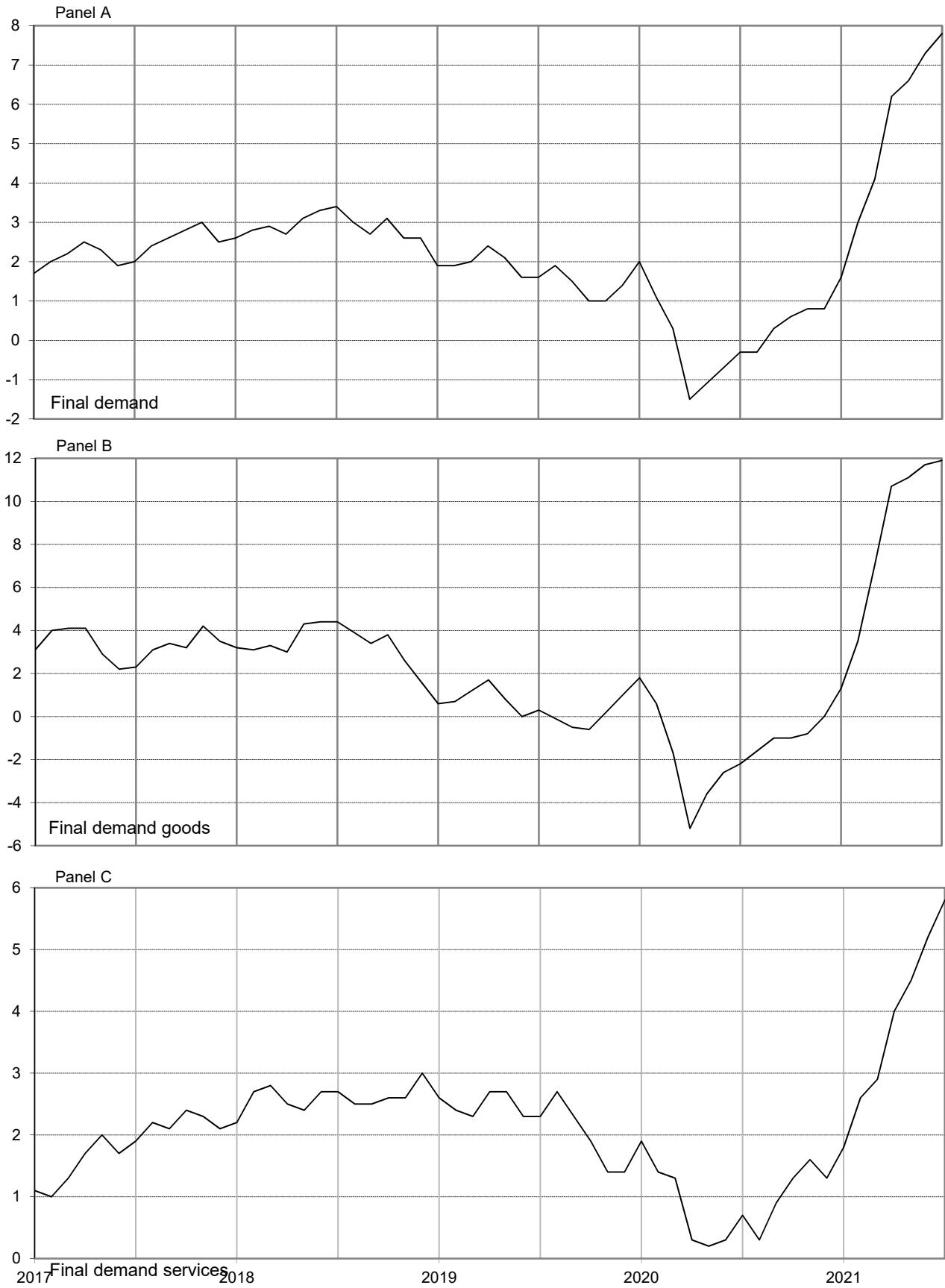


Chart 2. The Processed Goods for Intermediate Demand Index and its component indexes, January 2017 through July 2021, 12-month percentage changes

Percent change

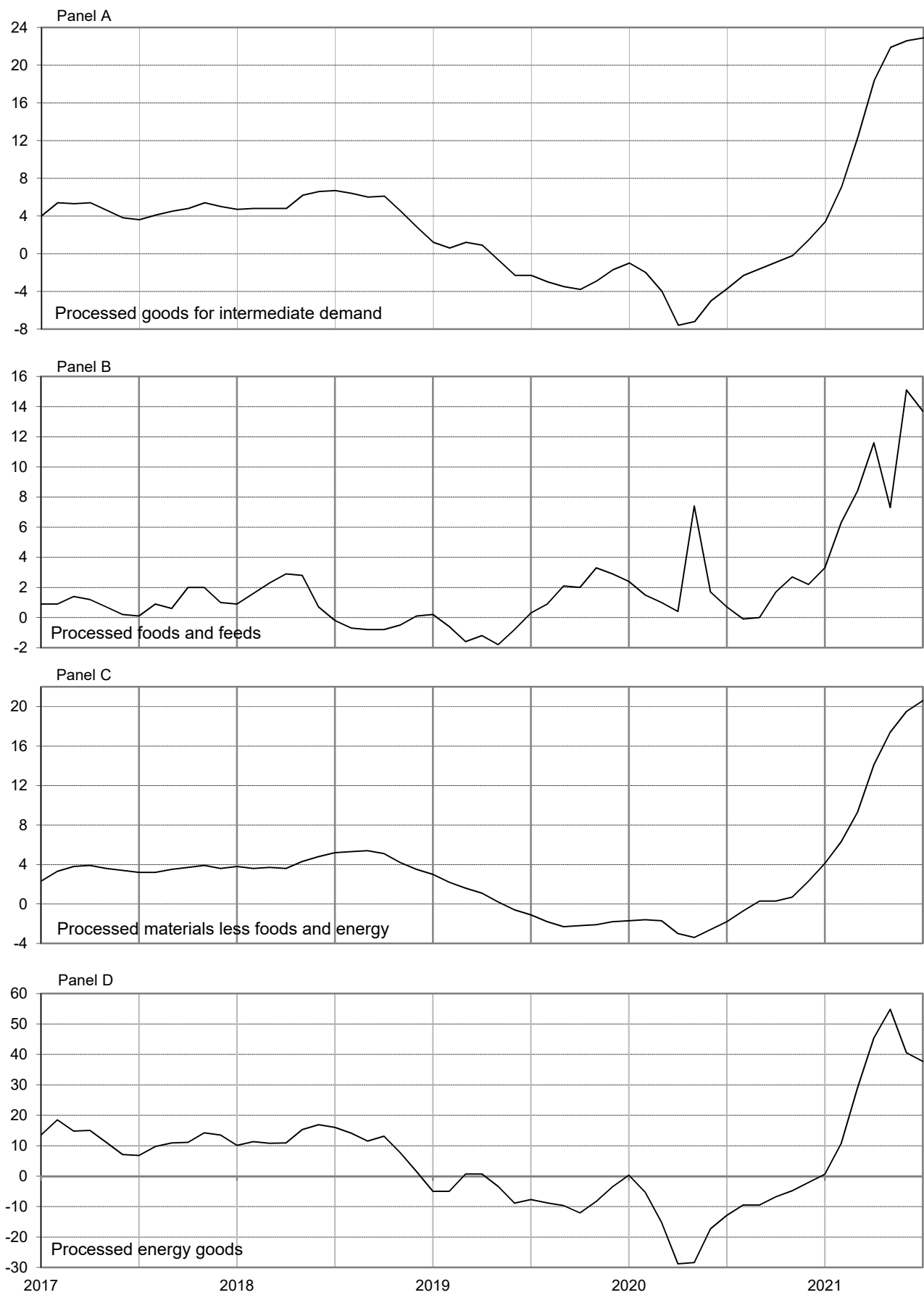


Chart 3. The Unprocessed Goods for Intermediate Demand Index and its component indexes, January 2017 through July 2021, 12-month percentage changes

Percent change

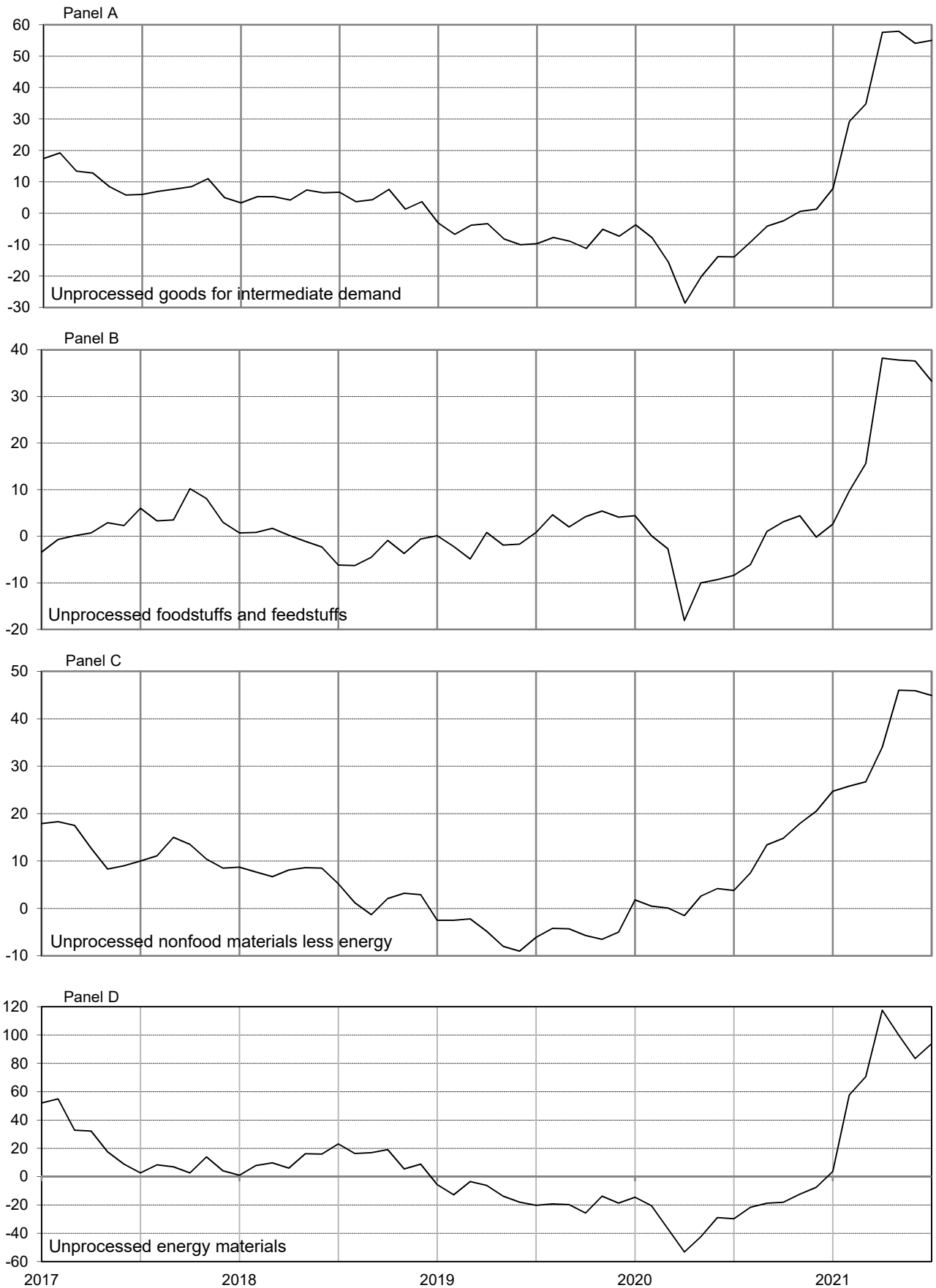
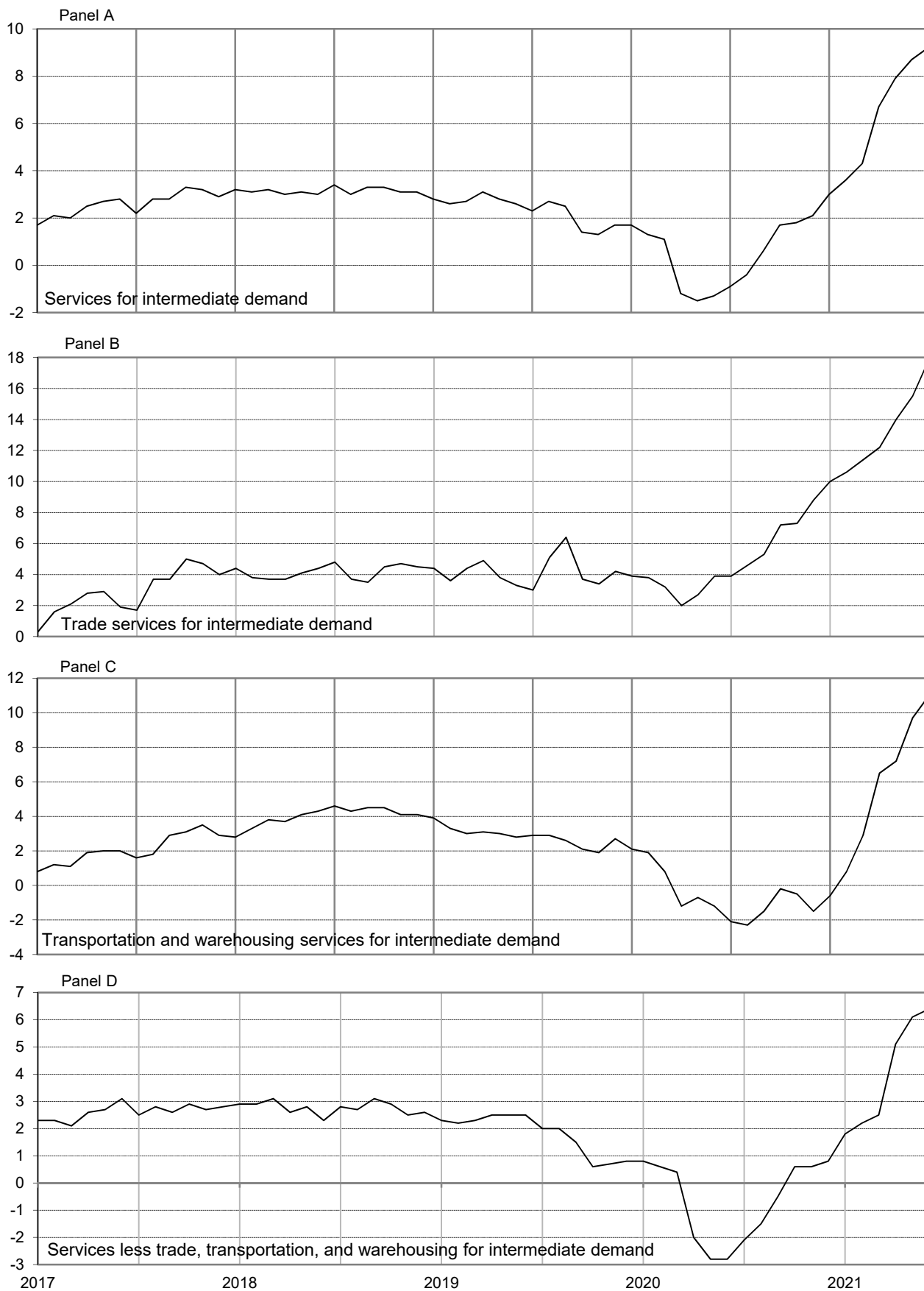


Chart 4. The Services for Intermediate Demand Index and its component indexes, January 2017 through July 2021, 12-month percentage changes

Percent change



Source: U.S. Bureau of Labor Statistics, Producer Price Index Program

Table 1. Producer price indexes and percent changes for final demand¹
 [Nov 2009=100, unless otherwise indicated]

| Grouping | Other index base | Relative Importance Dec. 2020 ² | Unadjusted index | | | Unadjusted percent change to July 2021 from: | | Seasonally adjusted percent change from: | | |
|---|------------------|--|------------------------|------------------------|------------------------|--|-----------|--|-------------|--------------|
| | | | Mar. 2021 ³ | June 2021 ³ | July 2021 ³ | July 2020 | June 2021 | Apr. to May | May to June | June to July |
| Final demand..... | | 100.000 | 123.0 | 126.3 | 127.6 | 7.8 | 1.0 | 0.8 | 1.0 | 1.0 |
| Final demand goods..... | | 32.135 | 121.3 | 126.2 | 127.2 | 11.9 | 0.8 | 1.5 | 1.2 | 0.6 |
| Final demand foods..... | | 5.590 | 124.9 | 133.4 | 130.1 | 9.5 | -2.5 | 2.6 | 0.8 | -2.1 |
| Finished consumer foods ⁴ | 00/82 | 4.338 | 217.4 | 230.5 | 225.3 | 6.1 | -2.3 | 1.6 | 1.3 | -1.8 |
| Finished consumer foods, crude..... | 00/82 | 0.394 | 198.4 | 195.3 | 193.6 | -6.0 | -0.9 | 3.4 | -1.4 | 0.1 |
| Finished consumer foods, processed..... | 00/82 | 3.944 | 220.0 | 234.8 | 229.2 | 7.4 | -2.4 | 1.3 | 1.6 | -2.0 |
| Government purchased foods..... | | 0.396 | 127.0 | 140.2 | 135.3 | 11.2 | -3.5 | 2.0 | 2.1 | -2.9 |
| Foods for export..... | | 0.856 | 134.3 | 146.5 | 142.2 | 28.6 | -2.9 | 8.2 | -2.7 | -3.1 |
| Final demand energy..... | | 4.993 | 113.2 | 120.3 | 124.5 | 33.4 | 3.5 | 2.2 | 2.1 | 2.6 |
| Finished consumer energy goods ⁴ | 00/82 | 4.040 | 178.6 | 189.9 | 196.4 | 30.2 | 3.4 | 1.7 | 2.2 | 2.4 |
| Government purchased energy..... | | 0.672 | 116.9 | 124.1 | 128.5 | 44.5 | 3.5 | 3.8 | 1.5 | 3.0 |
| Energy for export..... | | 0.281 | 101.2 | 107.6 | 112.3 | 67.4 | 4.4 | 5.0 | 1.9 | 4.2 |
| Final demand goods less foods and energy..... | | 21.553 | 122.6 | 126.0 | 127.1 | 7.5 | 0.9 | 1.1 | 1.0 | 1.0 |
| Finished goods less foods and energy ⁴ | 00/82 | 12.487 | 213.9 | 217.4 | 219.0 | 4.3 | 0.7 | 0.6 | 0.7 | 0.8 |
| Finished consumer goods less foods and energy..... | 00/82 | 6.666 | 239.8 | 243.1 | 245.0 | 4.3 | 0.8 | 0.5 | 0.6 | 0.9 |
| Nondurable consumer goods less foods and energy..... | 00/82 | 4.216 | 309.7 | 312.0 | 314.7 | 3.5 | 0.9 | 0.3 | 0.3 | 0.9 |
| Durable consumer goods..... | 00/82 | 2.450 | 167.7 | 171.8 | 172.9 | 5.6 | 0.6 | 0.8 | 1.1 | 0.7 |
| Private capital equipment..... | 00/82 | 5.821 | 181.9 | 185.3 | 186.6 | 4.2 | 0.7 | 0.8 | 0.8 | 0.8 |
| Private capital equipment for manufacturing industries..... | 00/82 | 1.267 | 187.0 | 192.2 | 194.4 | 6.3 | 1.1 | 0.8 | 1.0 | 1.2 |
| Private capital equipment for nonmanufacturing industries..... | 00/82 | 4.554 | 180.1 | 183.0 | 184.1 | 3.6 | 0.6 | 0.7 | 0.8 | 0.7 |
| Government purchased goods, excluding foods and energy..... | | 2.276 | 119.1 | 122.0 | 122.9 | 6.2 | 0.7 | 0.8 | 0.9 | 0.8 |
| Government purchased goods excluding foods, energy, and capital equipment..... | | 1.298 | 122.8 | 127.4 | 128.8 | 9.9 | 1.1 | 1.3 | 1.4 | 1.1 |
| Government purchased capital equipment..... | | 0.978 | 112.8 | 113.4 | 113.7 | 1.2 | 0.3 | 0.4 | 0.3 | 0.4 |
| Goods for export, excluding foods and energy..... | | 6.790 | 121.0 | 127.1 | 128.6 | 14.4 | 1.2 | 1.7 | 1.7 | 1.2 |
| Final demand services..... | | 66.160 | 123.5 | 125.8 | 127.3 | 5.8 | 1.2 | 0.6 | 0.8 | 1.1 |
| Final demand trade services ⁵ | | 19.686 | 124.0 | 128.2 | 130.4 | 6.7 | 1.7 | 0.7 | 2.1 | 1.7 |
| Trade of finished goods ⁴ | | 16.883 | 123.1 | 127.5 | 129.6 | 6.5 | 1.6 | 0.7 | 2.1 | 1.7 |
| Trade of personal consumption goods..... | | 13.869 | 124.2 | 127.9 | 129.9 | 6.4 | 1.6 | 0.7 | 1.7 | 1.7 |
| Trade of private capital equipment..... | | 3.014 | 117.2 | 124.5 | 126.8 | 6.9 | 1.8 | 0.8 | 3.8 | 1.9 |
| Trade of government purchased goods..... | | 0.741 | 127.2 | 131.1 | 133.5 | 7.0 | 1.8 | 0.5 | 1.9 | 1.9 |
| Trade of government purchased goods, excluding capital equipment..... | | 0.472 | 133.7 | 135.9 | 139.1 | 8.9 | 2.4 | 0.7 | 0.8 | 2.4 |
| Trade of government purchased capital equipment..... | | 0.269 | 116.1 | 122.5 | 123.7 | 3.3 | 1.0 | 0.3 | 3.7 | 1.0 |
| Trade of exports..... | | 2.062 | 130.7 | 134.3 | 137.0 | 9.2 | 2.0 | 0.8 | 1.6 | 2.0 |
| Final demand transportation and warehousing services..... | | 4.137 | 124.4 | 131.5 | 134.7 | 11.8 | 2.4 | 1.9 | 0.9 | 2.7 |
| Transportation of passengers for final demand..... | | 1.007 | 97.7 | 109.3 | 118.2 | 11.9 | 8.1 | -1.3 | 2.5 | 9.0 |
| Transportation of private passengers..... | | 0.680 | 97.8 | 109.3 | 118.2 | 11.9 | 8.1 | -1.3 | 2.5 | 9.0 |
| Transportation of government passengers..... | | 0.082 | 98.0 | 109.4 | 118.1 | 11.6 | 8.0 | -1.3 | 2.5 | 8.9 |
| Transportation of passengers for export..... | | 0.245 | 97.4 | 109.0 | 118.0 | 12.1 | 8.3 | -1.3 | 2.5 | 9.2 |
| Transportation and warehousing of goods for final demand..... | | 3.130 | 134.6 | 139.7 | 140.4 | 11.5 | 0.5 | 2.9 | 0.4 | 0.5 |
| Transportation and warehousing of finished goods ⁴ | | 2.051 | 133.3 | 138.7 | 139.3 | 11.7 | 0.4 | 3.1 | 0.4 | 0.4 |
| Transportation and warehousing of personal consumption goods..... | | 1.648 | 133.7 | 138.9 | 139.6 | 11.6 | 0.5 | 3.0 | 0.4 | 0.4 |
| Transportation and warehousing of private capital equipment..... | | 0.403 | 131.8 | 137.6 | 138.2 | 12.3 | 0.4 | 3.2 | 0.4 | 0.4 |
| Transportation and warehousing of government purchased goods..... | | 0.191 | 132.4 | 137.0 | 137.5 | 10.0 | 0.4 | 2.5 | 0.4 | 0.4 |
| Transportation and warehousing of exports..... | | 0.888 | 139.0 | 143.9 | 144.5 | 11.2 | 0.4 | 2.6 | 0.5 | 0.6 |
| Final demand services less trade, transportation, and warehousing..... | | 42.337 | 123.2 | 124.3 | 125.2 | 4.9 | 0.7 | 0.2 | 0.3 | 0.6 |
| Finished services less trade, transportation, and warehousing ⁴ | | 37.170 | 123.6 | 124.6 | 125.6 | 4.7 | 0.8 | 0.2 | 0.3 | 0.6 |
| Finished consumer services less trade, transportation, and warehousing..... | | 33.383 | 123.7 | 124.5 | 125.6 | 4.6 | 0.9 | 0.2 | 0.2 | 0.6 |
| Private capital investment services less trade, transportation, and warehousing..... | | 3.787 | 122.7 | 125.9 | 126.6 | 5.9 | 0.6 | 0.9 | 0.9 | 0.6 |
| Government purchased services less trade, transportation, and warehousing..... | | 2.615 | 116.2 | 117.2 | 117.5 | 4.8 | 0.3 | 0.4 | 0.4 | 0.3 |
| Gov. purchased services less trade, transportation, and warehousing, excl. capital investment..... | | 2.501 | 116.6 | 117.5 | 117.9 | 4.9 | 0.3 | 0.4 | 0.3 | 0.3 |
| Government purchased capital investment services less trade, transportation, and warehousing..... | | 0.114 | 105.8 | 108.1 | 107.6 | 2.0 | -0.5 | 0.8 | 1.8 | -0.5 |
| Services for export less trade, transportation, and warehousing..... | | 2.552 | 126.9 | 128.3 | 128.7 | 8.9 | 0.3 | 0.8 | 0.5 | 0.4 |
| Final demand construction..... | | 1.705 | 131.4 | 134.7 | 136.7 | 4.5 | 1.5 | 0.6 | 0.7 | 1.5 |
| Construction for private capital investment..... | | 1.100 | 131.9 | 135.2 | 137.3 | 4.7 | 1.6 | 0.6 | 0.4 | 1.6 |
| Construction for government..... | | 0.606 | 130.2 | 133.4 | 135.3 | 4.0 | 1.4 | 0.5 | 1.0 | 1.4 |
| Special groupings | | | | | | | | | | |
| Final demand less exports..... | 04/10 | 86.326 | 121.0 | 123.9 | 125.2 | 6.8 | 1.0 | 0.7 | 1.0 | 1.0 |
| Final demand less government..... | 04/10 | 92.421 | 121.5 | 124.7 | 126.0 | 7.7 | 1.0 | 0.8 | 1.0 | 1.0 |
| Final demand less foods, food and nonalcoholic beverages for immediate consumption, and energy ⁶ | 04/10 | 88.904 | 122.2 | 124.9 | 126.2 | 6.2 | 1.0 | 0.7 | 0.9 | 1.0 |
| Final demand less foods and energy ⁶ | 04/10 | 89.417 | 122.1 | 124.8 | 126.1 | 6.2 | 1.0 | 0.7 | 1.0 | 1.0 |

See footnotes at end of table.

Table 1. Producer price indexes and percent changes for final demand¹ — Continued
 [Nov 2009=100, unless otherwise indicated]

| Grouping | Other index base | Relative importance Dec. 2020 ² | Unadjusted index | | | Unadjusted percent change to July 2021 from: | | Seasonally adjusted percent change from: | | |
|--|------------------|--|------------------------|------------------------|------------------------|--|-----------|--|-------------|--------------|
| | | | Mar. 2021 ³ | June 2021 ³ | July 2021 ³ | July 2020 | June 2021 | Apr. to May | May to June | June to July |
| Final demand less foods and food and nonalcoholic beverages for immediate consumption ⁶ | 04/10 | 93.897 | 121.2 | 124.2 | 125.7 | 7.7 | 1.2 | 0.7 | 1.0 | 1.1 |
| Final demand less foods ⁶ | 04/10 | 94.410 | 121.1 | 124.0 | 125.6 | 7.7 | 1.3 | 0.7 | 1.0 | 1.1 |
| Final demand less energy..... | 04/10 | 95.007 | 122.0 | 125.0 | 126.1 | 6.4 | 0.9 | 0.7 | 0.9 | 0.9 |
| Final demand less trade services..... | 01/10 | 80.314 | 121.4 | 124.4 | 125.5 | 8.0 | 0.9 | 0.9 | 0.7 | 0.7 |
| Final demand less distributive services ⁷ | 01/10 | 77.184 | 120.9 | 123.9 | 124.9 | 7.9 | 0.8 | 0.8 | 0.7 | 0.8 |
| Final demand goods less energy..... | 01/10 | 27.143 | 122.0 | 126.4 | 126.6 | 8.0 | 0.2 | 1.3 | 1.0 | 0.3 |
| Final demand goods less foods..... | 04/10 | 26.546 | 117.8 | 121.9 | 123.7 | 12.4 | 1.5 | 1.3 | 1.3 | 1.3 |
| Final demand services less trade services..... | 04/10 | 46.474 | 122.4 | 123.9 | 125.1 | 5.5 | 1.0 | 0.5 | 0.3 | 0.9 |
| Final demand distributive services ⁷ | 04/10 | 22.816 | 123.1 | 127.4 | 129.3 | 7.4 | 1.5 | 1.0 | 1.8 | 1.6 |
| Final demand goods plus final demand distributive services ⁷ | 04/10 | 54.952 | 120.4 | 125.0 | 126.3 | 10.0 | 1.0 | 1.3 | 1.4 | 1.0 |
| Final demand less foods, energy, and trade services ⁶ | 08/13 | 69.731 | 114.8 | 116.9 | 118.0 | 6.1 | 0.9 | 0.7 | 0.5 | 0.9 |
| Private and government purchased capital equipment..... | 08/13 | 6.799 | 110.7 | 112.5 | 113.3 | 3.8 | 0.7 | 0.7 | 0.7 | 0.7 |
| Private and government purchased capital investment services..... | 08/13 | 7.587 | 110.9 | 115.6 | 116.9 | 6.5 | 1.1 | 1.1 | 2.1 | 1.1 |
| Total private and government purchased capital investment..... | 08/13 | 14.386 | 112.2 | 115.5 | 116.6 | 5.1 | 1.0 | 0.9 | 1.4 | 1.0 |
| Total finished ⁴ | 01/10 | 78.749 | 122.1 | 124.9 | 126.2 | 6.6 | 1.0 | 0.7 | 1.0 | 1.0 |
| Total finished less foods, food and nonalcoholic beverages for immediate consumption, and energy ^{4, 6} | 12/10 | 69.863 | 122.0 | 124.3 | 125.6 | 5.3 | 1.0 | 0.5 | 0.8 | 1.0 |
| Total finished less foods and energy ^{4, 6} | 01/10 | 70.371 | 122.9 | 125.2 | 126.6 | 5.3 | 1.1 | 0.5 | 0.8 | 1.0 |
| Total finished less foods and food and nonalcoholic beverages for immediate consumption ^{4, 6} | 12/10 | 73.903 | 120.7 | 123.3 | 124.9 | 6.8 | 1.3 | 0.6 | 0.9 | 1.1 |
| Total finished less foods ^{4, 6} | 01/10 | 74.411 | 122.1 | 124.7 | 126.3 | 6.7 | 1.3 | 0.6 | 0.9 | 1.2 |
| Total finished less energy ⁴ | 01/10 | 74.709 | 122.8 | 125.4 | 126.5 | 5.3 | 0.9 | 0.6 | 0.9 | 0.9 |
| Finished goods ⁴ | 00/82 | 20.865 | 213.8 | 221.3 | 222.9 | 9.6 | 0.7 | 1.1 | 1.2 | 0.6 |
| Finished goods less energy ⁴ | 00/82 | 16.825 | 214.5 | 220.3 | 220.2 | 4.7 | 0.0 | 0.9 | 0.9 | 0.1 |
| Finished goods, excluding foods ^{4, 6} | 00/82 | 16.527 | 212.0 | 218.1 | 221.4 | 10.6 | 1.5 | 0.9 | 1.1 | 1.2 |
| Finished services ⁴ | 01/10 | 56.784 | 122.5 | 124.8 | 126.2 | 5.5 | 1.1 | 0.5 | 0.9 | 1.1 |
| Private capital investment services..... | 04/10 | 7.204 | 119.5 | 124.6 | 126.0 | 6.7 | 1.1 | 1.1 | 2.0 | 1.2 |
| Finished distributive services ^{4, 7} | 04/10 | 18.934 | 121.8 | 126.2 | 128.1 | 7.1 | 1.5 | 1.0 | 1.9 | 1.6 |
| Finished services less trade services ⁴ | 04/10 | 39.901 | 122.6 | 124.1 | 125.2 | 5.1 | 0.9 | 0.4 | 0.3 | 0.8 |
| Finished services less distributive services ^{4, 7} | 04/10 | 37.850 | 122.2 | 123.4 | 124.6 | 4.8 | 1.0 | 0.2 | 0.4 | 0.8 |
| Total private capital investment (goods, services, and construction)..... | 04/10 | 14.125 | 118.7 | 122.4 | 123.6 | 5.6 | 1.0 | 0.9 | 1.4 | 1.1 |
| Finished goods plus finished distributive services ⁴ | 04/10 | 39.799 | 120.5 | 124.8 | 126.2 | 8.4 | 1.1 | 1.1 | 1.5 | 1.1 |
| Total exports..... | 04/10 | 13.674 | 121.1 | 126.3 | 127.6 | 14.1 | 1.0 | 1.9 | 1.1 | 1.0 |
| Goods for export..... | 00/82 | 7.927 | 204.2 | 215.6 | 217.3 | 17.3 | 0.8 | 2.6 | 1.1 | 0.8 |
| Services for export..... | 04/10 | 5.747 | 127.8 | 131.0 | 132.8 | 9.6 | 1.4 | 0.9 | 1.0 | 1.4 |
| Total government purchases..... | 04/10 | 7.579 | 116.9 | 120.3 | 121.3 | 9.2 | 0.8 | 1.0 | 1.0 | 0.9 |
| Government purchased goods..... | 00/82 | 3.344 | 194.9 | 203.1 | 204.8 | 14.1 | 0.8 | 1.7 | 1.2 | 0.9 |
| Government purchased services..... | 04/10 | 3.629 | 118.0 | 120.0 | 121.0 | 5.7 | 0.8 | 0.5 | 0.8 | 0.8 |
| Total government purchased capital investment (goods, services, construction)..... | 08/13 | 1.967 | 111.8 | 113.9 | 114.7 | 2.4 | 0.7 | 0.4 | 1.1 | 0.7 |
| Personal consumption..... | 01/10 | 64.624 | 122.8 | 125.4 | 126.7 | 6.8 | 1.0 | 0.6 | 0.8 | 1.0 |
| Personal consumption goods (finished consumer goods)..... | 00/82 | 15.044 | 227.1 | 236.5 | 238.2 | 11.8 | 0.7 | 1.2 | 1.3 | 0.6 |
| Personal consumption goods less energy..... | 00/82 | 11.004 | 231.0 | 238.4 | 237.3 | 5.0 | -0.5 | 0.9 | 0.9 | -0.2 |
| Personal consumption goods less foods..... | 00/82 | 10.706 | 229.4 | 237.2 | 241.7 | 14.1 | 1.9 | 1.0 | 1.3 | 1.5 |
| Personal consumption nondurable goods less foods..... | 00/82 | 8.256 | 256.3 | 265.7 | 271.7 | 16.5 | 2.3 | 1.1 | 1.3 | 1.7 |
| Personal consumption services..... | 04/10 | 49.580 | 122.4 | 124.3 | 125.7 | 5.4 | 1.1 | 0.4 | 0.6 | 1.1 |
| Personal consumption less trade services..... | 04/10 | 50.755 | 122.0 | 124.4 | 125.5 | 7.0 | 0.9 | 0.6 | 0.6 | 0.8 |
| Personal consumption less distributive services ⁷ | 04/10 | 49.107 | 121.8 | 124.0 | 125.2 | 6.8 | 1.0 | 0.5 | 0.7 | 0.7 |
| Personal consumption less foods and energy..... | 04/14 | 56.246 | 114.4 | 116.1 | 117.4 | 5.2 | 1.1 | 0.4 | 0.7 | 1.0 |
| Personal consumption less foods, energy, and trade services ⁵ | 04/14 | 42.377 | 114.6 | 115.8 | 116.9 | 4.8 | 0.9 | 0.3 | 0.3 | 0.9 |
| Personal consumption less foods, energy, and distributive services ⁷ | 04/14 | 40.729 | 114.6 | 115.7 | 116.8 | 4.6 | 1.0 | 0.3 | 0.3 | 0.8 |
| Personal consumption goods plus personal consumption distributive services ⁷ | 08/13 | 30.561 | 111.0 | 114.9 | 116.2 | 9.3 | 1.1 | 1.1 | 1.4 | 1.0 |

¹ Further information about the Final Demand-Intermediate Demand Aggregation system is available online at <https://www.bls.gov/ppi/fdidaggregation.htm>.

² Comprehensive relative importance figures are initially computed after the publication of December indexes and are recalculated after final December indexes are available. Individual items and subtotals may not add exactly to totals because of rounding differences.

³ The indexes for March 2021 have been recalculated to incorporate late reports and corrections by respondents. All indexes are subject to revision 4 months after original publication.

⁴ PPI defines Total finished as including only the personal consumption and private capital investment portions of final demand.

⁵ Trade indexes measure changes in margins received by wholesalers and retailers.

⁶ The PPI definition of foods does not include food and beverages for immediate consumption. PPI defines food and beverages for immediate consumption as the service of preparing meals, snacks, and beverages to customer order for immediate on-premises and off-premises consumption.

⁷ Distributive services include transportation, warehousing, and trade of goods.

"-" Data not available.

Table 2. Producer price indexes and percent changes for intermediate demand by commodity type¹
 [Nov. 2009=100, unless otherwise indicated]

| Grouping | Other index base | Relative Importance Dec. 2020 ² | Unadjusted index | | | Unadjusted percent change to July 2021 from: | | Seasonally adjusted percent change from: | | |
|---|------------------|--|------------------------|------------------------|------------------------|--|-----------|--|-------------|--------------|
| | | | Mar. 2021 ³ | June 2021 ³ | July 2021 ³ | July 2020 | June 2021 | Apr. to May | May to June | June to July |
| Processed goods | | | | | | | | | | |
| Processed goods for intermediate demand..... | 00/82 | 100.000 | 215.5 | 231.4 | 235.5 | 22.9 | 1.8 | 2.8 | 1.9 | 1.7 |
| Materials and components for manufacturing..... | 00/82 | 44.783 | 202.2 | 221.0 | 224.1 | 25.5 | 1.4 | 2.4 | 2.5 | 1.5 |
| Materials for manufacturing..... | | 27.352 | 127.0 | 143.5 | 145.7 | 38.4 | 1.5 | 3.1 | 3.2 | 1.7 |
| Materials for food manufacturing..... | 00/82 | 4.375 | 208.5 | 229.6 | 223.9 | 13.3 | -2.5 | 2.8 | 1.7 | -2.0 |
| Materials for nondurable manufacturing..... | 00/82 | 12.322 | 237.1 | 262.5 | 264.6 | 35.9 | 0.8 | 2.1 | 3.6 | 1.0 |
| Materials for durable manufacturing..... | 00/82 | 10.655 | 243.9 | 284.7 | 295.1 | 51.8 | 3.7 | 4.3 | 3.5 | 3.7 |
| Components for manufacturing..... | 00/82 | 17.431 | 159.8 | 164.4 | 166.3 | 6.5 | 1.2 | 1.1 | 1.0 | 1.2 |
| Components for nondurable manufacturing..... | | 0.832 | 119.3 | 127.4 | 129.2 | 12.9 | 1.4 | 2.1 | 2.4 | 1.5 |
| Components for durable manufacturing..... | | 16.599 | 113.0 | 116.1 | 117.4 | 6.1 | 1.1 | 1.1 | 0.9 | 1.1 |
| Materials and components for construction..... | 00/82 | 9.205 | 280.4 | 305.6 | 307.4 | 20.4 | 0.6 | 3.9 | 3.2 | 0.6 |
| Materials for construction..... | | 4.165 | 145.4 | 158.7 | 156.1 | 21.2 | -1.6 | 5.1 | 2.6 | -1.6 |
| Components for construction..... | | 5.040 | 133.2 | 145.0 | 148.5 | 19.7 | 2.4 | 2.9 | 3.7 | 2.5 |
| Processed fuels and lubricants for intermediate demand..... | 00/82 | 17.430 | 198.0 | 209.8 | 219.4 | 37.6 | 4.6 | 4.8 | 0.2 | 4.0 |
| Processed fuels and lubricants to manufacturing industries..... | 00/82 | 4.591 | 209.9 | 224.3 | 230.3 | 27.2 | 2.7 | 2.0 | 3.4 | 1.7 |
| Processed fuels and lubricants to nonmanufacturing industries..... | 00/82 | 12.839 | 194.5 | 205.5 | 216.2 | 41.5 | 5.2 | 5.8 | -0.8 | 4.8 |
| Containers for intermediate demand..... | 00/82 | 2.963 | 247.6 | 252.1 | 260.3 | 10.8 | 3.3 | 1.1 | 0.8 | 3.3 |
| Supplies for intermediate demand..... | 00/82 | 25.620 | 212.2 | 222.3 | 223.8 | 11.2 | 0.7 | 1.7 | 1.5 | 0.8 |
| Supplies to manufacturing industries..... | 00/82 | 3.461 | 206.2 | 217.2 | 221.0 | 12.0 | 1.7 | 1.3 | 1.6 | 1.8 |
| Supplies to nonmanufacturing industries..... | 00/82 | 22.159 | 211.4 | 221.4 | 222.5 | 11.1 | 0.5 | 1.7 | 1.4 | 0.6 |
| Supplies to nonmanufacturing industries, feeds..... | 00/82 | 1.941 | 214.0 | 222.5 | 221.1 | 25.4 | -0.6 | 3.0 | 1.5 | 0.4 |
| Supplies to nonmanufacturing industries, other than feeds..... | 00/82 | 20.218 | 212.9 | 223.0 | 224.4 | 9.9 | 0.6 | 1.6 | 1.4 | 0.7 |
| Unprocessed goods | | | | | | | | | | |
| Unprocessed goods for intermediate demand..... | 00/82 | 100.000 | 216.9 | 244.3 | 246.8 | 55.0 | 1.0 | 8.4 | 2.6 | 1.4 |
| Unprocessed foodstuffs and feedstuffs..... | 00/82 | 38.418 | 184.5 | 211.0 | 204.5 | 33.3 | -3.1 | 6.4 | 0.7 | -2.5 |
| Unprocessed nonfood materials..... | 00/82 | 61.583 | 230.0 | 256.7 | 265.7 | 70.9 | 3.5 | 9.6 | 3.8 | 3.7 |
| Unprocessed nonfood materials except fuel..... | 00/82 | 44.198 | 291.2 | 332.5 | 335.8 | 64.1 | 1.0 | 10.4 | 4.5 | 1.2 |
| Unprocessed nonfood materials except fuel to manufacturing industries..... | 00/82 | 41.651 | 270.4 | 310.5 | 313.7 | 68.1 | 1.0 | 10.9 | 4.7 | 1.3 |
| Unprocessed nonfood materials except fuel to nonmanufacturing industries..... | 00/82 | 2.547 | 287.2 | 290.7 | 291.1 | 3.9 | 0.1 | 0.9 | -0.1 | 0.3 |
| Unprocessed fuel..... | 00/82 | 17.385 | 133.3 | 139.2 | 154.7 | 89.4 | 11.1 | 7.6 | 1.4 | 11.2 |
| Unprocessed fuel to manufacturing industries..... | 00/82 | 1.258 | 164.1 | 168.5 | 175.9 | 34.8 | 4.4 | 2.1 | 0.8 | 4.6 |
| Unprocessed fuel to nonmanufacturing industries..... | 00/82 | 16.127 | 135.3 | 141.4 | 157.8 | 92.9 | 11.6 | 8.0 | 1.5 | 11.6 |
| Services | | | | | | | | | | |
| Services for intermediate demand..... | | 100.000 | 127.4 | 130.5 | 131.7 | 9.2 | 0.9 | 0.8 | 1.1 | 1.0 |
| Trade services for intermediate demand ⁴ | | 21.305 | 142.1 | 149.6 | 152.7 | 17.9 | 2.1 | 1.7 | 2.5 | 2.1 |
| Trade services for manufacturing industries..... | 12/12 | 10.811 | 129.3 | 134.5 | 137.9 | 18.5 | 2.5 | 1.7 | 1.9 | 2.5 |
| Trade services for nonmanufacturing industries..... | 12/12 | 10.494 | 126.9 | 135.3 | 137.5 | 17.4 | 1.6 | 1.8 | 3.2 | 1.6 |
| Transportation and warehousing services for intermediate demand..... | | 12.368 | 133.0 | 140.1 | 141.0 | 11.0 | 0.6 | 1.5 | 2.1 | 0.6 |
| Transportation of passengers for intermediate demand..... | | 0.878 | 98.1 | 109.5 | 118.2 | 11.7 | 7.9 | -1.3 | 2.5 | 8.9 |
| Transportation of passengers for manufacturing industries..... | | 0.103 | 97.4 | 109.0 | 118.0 | 12.1 | 8.3 | -1.3 | 2.5 | 9.2 |
| Transportation of passengers for nonmanufacturing industries..... | | 0.775 | 98.2 | 109.6 | 118.3 | 11.7 | 7.9 | -1.3 | 2.5 | 8.9 |
| Transportation and warehousing of goods for intermediate demand..... | | 11.490 | 136.7 | 143.4 | 143.4 | 11.0 | 0.0 | 1.7 | 2.1 | -0.1 |
| Transportation and warehousing of goods for manufacturing industries..... | 12/12 | 2.395 | 112.7 | 116.5 | 116.9 | 8.6 | 0.3 | 2.0 | 0.7 | 0.3 |
| Transportation and warehousing of goods for nonmanufacturing industries..... | 12/12 | 9.095 | 122.3 | 128.8 | 128.7 | 11.6 | -0.1 | 1.6 | 2.4 | -0.1 |
| Services less trade, transportation, and warehousing for intermediate demand..... | | 66.328 | 122.4 | 123.7 | 124.4 | 6.3 | 0.6 | 0.3 | 0.4 | 0.7 |
| Services less trade, transportation, and warehousing for manufacturing industries..... | | 2.090 | 114.3 | 115.5 | 116.1 | 4.4 | 0.5 | 0.3 | 0.1 | 0.4 |
| Services less trade, transportation, and warehousing for nonmanufacturing industries..... | | 64.238 | 122.7 | 124.0 | 124.7 | 6.4 | 0.6 | 0.2 | 0.5 | 0.6 |
| Construction | | | | | | | | | | |
| Construction for intermediate demand..... | | 100.000 | 120.1 | 125.7 | 125.3 | 4.9 | -0.3 | 1.2 | 3.5 | -0.3 |
| Special groupings | | | | | | | | | | |
| Processed materials less foods and feeds..... | 00/82 | 91.383 | 216.2 | 231.9 | 236.9 | 23.8 | 2.2 | 2.8 | 1.9 | 2.0 |
| Processed foods and feeds..... | 00/82 | 8.617 | 208.7 | 225.9 | 221.0 | 13.7 | -2.2 | 2.5 | 1.7 | -1.6 |
| Processed energy goods..... | 00/82 | 17.430 | 198.9 | 210.8 | 220.4 | 37.7 | 4.6 | 4.8 | 0.2 | 4.0 |
| Processed materials less energy..... | 00/82 | 82.570 | 217.1 | 233.7 | 236.4 | 19.9 | 1.2 | 2.3 | 2.2 | 1.2 |
| Processed materials less foods and energy..... | 00/82 | 73.953 | 217.7 | 234.2 | 237.8 | 20.6 | 1.5 | 2.3 | 2.3 | 1.6 |
| Intermediate distributive services ⁵ | 04/10 | 32.795 | 137.5 | 144.6 | 146.6 | 15.4 | 1.4 | 1.7 | 2.4 | 1.3 |
| Processed goods plus intermediate distributive services..... | 04/10 | - | 122.6 | 130.9 | 133.0 | 20.6 | 1.6 | 2.5 | 2.0 | 1.6 |
| Unprocessed materials less agricultural products..... | 00/82 | 56.729 | 228.6 | 252.8 | 263.9 | 69.9 | 4.4 | 8.1 | 5.0 | 4.5 |

See footnotes at end of table.

Table 2. Producer price indexes and percent changes for intermediate demand by commodity type¹ — Continued

[Nov. 2009=100, unless otherwise indicated]

| Grouping | Other index base | Relative Importance Dec. 2020 ² | Unadjusted index | | | Unadjusted percent change to July 2021 from: | | Seasonally adjusted percent change from: | | |
|--|------------------|--|------------------------|------------------------|------------------------|--|-----------|--|-------------|--------------|
| | | | Mar. 2021 ³ | June 2021 ³ | July 2021 ³ | July 2020 | June 2021 | Apr. to May | May to June | June to July |
| Unprocessed energy materials ⁶ | 00/82 | 34.024 | 161.6 | 178.6 | 190.2 | 93.9 | 6.5 | 9.6 | 5.8 | 6.5 |
| Unprocessed materials less energy..... | 00/82 | 65.976 | 245.3 | 278.8 | 273.4 | 37.7 | -1.9 | 7.5 | 0.8 | -1.5 |
| Unprocessed nonfood materials less energy ⁷ | 00/82 | 27.558 | 430.8 | 485.3 | 483.8 | 44.9 | -0.3 | 9.3 | 0.9 | 0.0 |

¹ Further information about the Final Demand-Intermediate Demand Aggregation system is available online at <https://www.bls.gov/ppi/fdidaggregation.htm>

² Comprehensive relative importance figures are initially computed after the publication of December indexes and are recalculated after final December indexes are available. Individual items and subtotals may not add exactly to totals because of rounding differences.

³ The indexes for March 2021 have been recalculated to incorporate late reports and corrections by respondents. All indexes are subject to revision 4 months after original publication.

⁴ Trade indexes measure changes in margins received by wholesalers and retailers.

⁵ Includes intermediate trade, transportation, and warehousing services.

⁶ Includes crude petroleum.

⁷ Excludes crude petroleum.

"-" Data not available.

Table 3. Producer price indexes and percent changes for intermediate demand by production flow¹
 [Nov. 2009=100, unless otherwise indicated]

| Grouping | Other index base | Relative Importance Dec. 2020 ² | Unadjusted index | | | Unadjusted percent change to July 2021 from: | | Seasonally adjusted percent change from: | | |
|---|------------------|--|------------------------|------------------------|------------------------|--|-----------|--|-------------|--------------|
| | | | Mar. 2021 ³ | June 2021 ³ | July 2021 ³ | July 2020 | June 2021 | Apr. to May | May to June | June to July |
| Stage 4 | | | | | | | | | | |
| Stage 4 intermediate demand..... | | 100.000 | 126.8 | 131.7 | 133.1 | 12.0 | 1.1 | 1.5 | 1.1 | 1.1 |
| Inputs to stage 4 goods producers..... | | 31.937 | 123.3 | 128.6 | 130.8 | 13.6 | 1.7 | 1.7 | 0.9 | 1.7 |
| Goods..... | | 22.264 | 118.5 | 124.9 | 126.5 | 13.2 | 1.3 | 2.1 | 1.0 | 1.4 |
| Foods..... | | 2.970 | 125.9 | 138.7 | 136.1 | 21.1 | -1.9 | 6.0 | -1.3 | -1.1 |
| Energy..... | | 0.161 | 123.0 | 130.7 | 134.3 | 17.9 | 2.8 | 1.4 | 1.7 | 2.2 |
| Goods excluding foods and energy..... | | 19.133 | 117.3 | 122.8 | 125.1 | 12.4 | 1.9 | 1.5 | 1.3 | 1.9 |
| Services..... | | 9.673 | 139.1 | 141.4 | 145.1 | 15.1 | 2.6 | 0.7 | 0.5 | 2.5 |
| Trade services..... | | 7.630 | 146.1 | 148.5 | 153.1 | 17.3 | 3.1 | 0.8 | 0.5 | 3.1 |
| Transportation and warehousing services..... | | 0.477 | 117.6 | 122.3 | 123.9 | 6.4 | 1.3 | 1.1 | 0.9 | 1.4 |
| Transportation of passengers..... | | 0.061 | 97.4 | 109.0 | 118.0 | 12.1 | 8.3 | -1.3 | 2.5 | 9.2 |
| Transportation and warehousing of goods..... | | 0.416 | 129.4 | 133.0 | 133.3 | 8.7 | 0.2 | 1.5 | 0.6 | 0.2 |
| Services less trade, transportation, and warehousing..... | | 1.566 | 116.6 | 117.7 | 118.3 | 5.1 | 0.5 | 0.3 | 0.2 | 0.5 |
| Inputs to stage 4 services producers..... | | 54.335 | 126.9 | 130.1 | 131.1 | 8.5 | 0.8 | 0.9 | 0.7 | 0.8 |
| Goods..... | | 13.790 | 123.0 | 130.0 | 130.6 | 11.1 | 0.5 | 1.9 | 1.3 | 0.4 |
| Foods..... | | 2.286 | 127.9 | 143.5 | 138.0 | 12.4 | -3.8 | 2.2 | 2.0 | -3.2 |
| Energy..... | | 3.602 | 115.0 | 121.5 | 124.5 | 14.1 | 2.5 | 2.0 | 1.6 | 1.9 |
| Goods excluding foods and energy..... | | 7.902 | 125.4 | 130.2 | 131.2 | 8.5 | 0.8 | 1.7 | 1.2 | 0.8 |
| Services..... | | 40.456 | 128.1 | 130.0 | 131.1 | 7.6 | 0.8 | 0.6 | 0.5 | 0.9 |
| Trade services..... | | 4.563 | 131.4 | 133.5 | 136.1 | 8.5 | 1.9 | 0.9 | 0.5 | 1.9 |
| Transportation and warehousing services..... | | 3.239 | 125.6 | 130.4 | 132.1 | 8.6 | 1.3 | 0.7 | 1.3 | 1.5 |
| Transportation of passengers..... | | 0.389 | 97.3 | 108.8 | 117.7 | 11.9 | 8.2 | -1.3 | 2.5 | 9.1 |
| Transportation and warehousing of goods..... | | 2.850 | 131.2 | 134.7 | 135.1 | 8.2 | 0.3 | 1.0 | 1.1 | 0.4 |
| Services less trade, transportation, and warehousing..... | | 32.654 | 127.4 | 128.9 | 129.8 | 7.4 | 0.7 | 0.6 | 0.3 | 0.7 |
| Construction..... | | 0.089 | 120.1 | 125.7 | 125.3 | 4.9 | -0.3 | 1.2 | 3.5 | -0.3 |
| Inputs to stage 4 construction producers..... | | 13.727 | 133.2 | 143.8 | 145.6 | 22.1 | 1.3 | 3.3 | 3.1 | 1.0 |
| Goods..... | | 9.555 | 133.3 | 144.9 | 146.6 | 24.2 | 1.2 | 3.7 | 3.1 | 1.0 |
| Energy..... | | 0.596 | 121.6 | 132.1 | 140.8 | 87.7 | 6.6 | 2.0 | 1.9 | 4.5 |
| Goods excluding foods and energy..... | | 8.959 | 137.5 | 149.5 | 150.5 | 19.6 | 0.7 | 3.9 | 3.2 | 0.7 |
| Services..... | | 4.172 | 132.2 | 140.7 | 142.6 | 17.4 | 1.4 | 2.3 | 2.9 | 1.3 |
| Trade services..... | | 1.945 | 142.9 | 160.2 | 164.0 | 30.4 | 2.4 | 3.8 | 5.8 | 2.3 |
| Transportation and warehousing services..... | | 0.596 | 129.3 | 134.8 | 135.6 | 11.4 | 0.6 | 3.0 | 0.4 | 0.6 |
| Transportation of passengers..... | | 0.012 | 101.6 | 113.7 | 123.0 | 13.9 | 8.2 | -1.3 | 2.5 | 9.1 |
| Transportation and warehousing of goods..... | | 0.584 | 130.7 | 136.1 | 136.7 | 11.8 | 0.4 | 3.0 | 0.4 | 0.4 |
| Services less trade, transportation, and warehousing..... | | 1.631 | 119.7 | 120.1 | 120.3 | 3.4 | 0.2 | 0.3 | 0.1 | 0.2 |
| Stage 3 | | | | | | | | | | |
| Stage 3 intermediate demand..... | | 100.000 | 125.1 | 133.9 | 135.1 | 20.2 | 0.9 | 2.1 | 2.1 | 1.1 |
| Inputs to stage 3 goods producers..... | | 46.783 | 131.9 | 146.7 | 148.1 | 28.9 | 1.0 | 3.2 | 2.8 | 1.2 |
| Goods..... | | 36.932 | 128.4 | 144.3 | 145.6 | 31.8 | 0.9 | 3.3 | 2.9 | 1.1 |
| Foods..... | | 11.807 | 134.0 | 155.5 | 150.5 | 28.2 | -3.2 | 6.1 | 1.8 | -2.2 |
| Energy..... | | 1.229 | 114.2 | 123.1 | 130.0 | 42.5 | 5.6 | -1.0 | 0.7 | 2.5 |
| Goods excluding foods and energy..... | | 23.896 | 129.9 | 144.0 | 147.9 | 32.9 | 2.7 | 2.3 | 3.5 | 2.7 |
| Services..... | | 9.851 | 137.2 | 145.7 | 147.9 | 18.4 | 1.5 | 2.7 | 2.8 | 1.5 |
| Trade services..... | | 5.778 | 139.9 | 151.7 | 154.9 | 23.5 | 2.1 | 3.3 | 4.3 | 2.1 |
| Transportation and warehousing services..... | | 2.630 | 128.8 | 134.3 | 135.3 | 9.6 | 0.7 | 2.5 | 0.7 | 0.7 |
| Transportation of passengers..... | | 0.117 | 103.7 | 116.1 | 125.6 | 14.5 | 8.2 | -1.3 | 2.5 | 9.2 |
| Transportation and warehousing of goods..... | | 2.513 | 130.0 | 135.1 | 135.6 | 9.4 | 0.4 | 2.7 | 0.5 | 0.4 |
| Services less trade, transportation, and warehousing..... | | 1.443 | 117.0 | 118.1 | 118.7 | 3.8 | 0.5 | 0.4 | 0.3 | 0.5 |
| Inputs to stage 3 services producers..... | | 51.802 | 119.6 | 123.0 | 124.0 | 11.7 | 0.8 | 0.9 | 1.2 | 1.0 |
| Goods..... | | 9.293 | 100.2 | 106.1 | 109.4 | 31.6 | 3.1 | 4.3 | 1.1 | 2.8 |
| Foods..... | | 0.097 | 138.1 | 140.0 | 139.7 | -3.9 | -0.2 | 0.4 | 0.4 | 0.1 |
| Energy..... | | 4.955 | 96.3 | 102.8 | 107.7 | 50.4 | 4.8 | 6.5 | 0.5 | 4.4 |
| Goods excluding foods and energy..... | | 4.241 | 114.3 | 119.7 | 120.6 | 10.0 | 0.8 | 1.5 | 1.8 | 0.8 |
| Services..... | | 41.514 | 125.4 | 128.0 | 128.3 | 7.5 | 0.2 | 0.1 | 1.1 | 0.5 |
| Trade services..... | | 2.761 | 151.6 | 158.2 | 161.3 | 12.0 | 2.0 | 1.1 | 2.5 | 2.0 |
| Transportation and warehousing services..... | | 9.008 | 142.0 | 151.0 | 150.6 | 13.1 | -0.3 | 1.5 | 3.4 | -0.4 |
| Transportation of passengers..... | | 0.025 | 100.4 | 100.9 | 101.0 | -6.5 | 0.1 | 0.3 | 0.2 | 0.2 |
| Transportation and warehousing of goods..... | | 8.983 | 142.4 | 151.4 | 151.1 | 13.2 | -0.2 | 1.5 | 3.3 | -0.4 |
| Services less trade, transportation, and warehousing..... | | 29.745 | 119.9 | 120.6 | 120.9 | 5.3 | 0.2 | -0.4 | 0.3 | 0.7 |
| Construction..... | | 0.995 | 120.1 | 125.7 | 125.3 | 4.9 | -0.3 | 1.2 | 3.5 | -0.3 |
| Inputs to stage 3 construction producers..... | | 1.416 | 125.6 | 142.9 | 143.9 | 40.8 | 0.7 | 4.6 | 5.6 | 0.6 |
| Goods..... | | 0.560 | 114.3 | 126.8 | 127.0 | 38.6 | 0.2 | 4.7 | 3.6 | 0.2 |
| Goods excluding foods and energy..... | | 0.560 | 145.7 | 161.6 | 161.8 | 25.5 | 0.1 | 4.7 | 3.6 | 0.2 |
| Services..... | | 0.856 | 153.2 | 177.1 | 179.0 | 35.6 | 1.1 | 4.6 | 7.0 | 0.9 |
| Trade services..... | | 0.810 | 158.2 | 184.1 | 186.1 | 38.0 | 1.1 | 4.8 | 7.3 | 0.9 |
| Transportation and warehousing services..... | | 0.016 | 96.6 | 99.3 | 99.1 | -5.9 | -0.2 | 0.2 | 1.4 | -0.2 |
| Transportation and warehousing of goods..... | 12/20 | 0.016 | 102.0 | 104.8 | 104.6 | — | -0.2 | 0.2 | 1.5 | -0.2 |
| Services less trade, transportation, and warehousing..... | | 0.030 | 107.4 | 108.6 | 109.6 | 3.1 | 0.9 | 0.3 | 0.3 | 0.9 |

See footnotes at end of table.

Table 3. Producer price indexes and percent changes for intermediate demand by production flow¹ — Continued
 [Nov. 2009=100, unless otherwise indicated]

| Grouping | Other index base | Relative Importance Dec. 2020 ² | Unadjusted index | | | Unadjusted percent change to July 2021 from: | | Seasonally adjusted percent change from: | | |
|---|------------------|--|------------------------|------------------------|------------------------|--|-----------|--|-------------|--------------|
| | | | Mar. 2021 ³ | June 2021 ³ | July 2021 ³ | July 2020 | June 2021 | Apr. to May | May to June | June to July |
| Stage 2 | | | | | | | | | | |
| Stage 2 intermediate demand..... | | 100.000 | 114.8 | 121.1 | 123.1 | 23.0 | 1.7 | 3.1 | 2.1 | 1.7 |
| Inputs to stage 2 goods producers..... | | 50.197 | 105.2 | 113.4 | 116.5 | 41.9 | 2.7 | 5.3 | 2.9 | 2.6 |
| Goods..... | | 36.665 | 102.6 | 112.3 | 116.1 | 53.8 | 3.4 | 6.7 | 3.4 | 3.4 |
| Foods..... | | 3.401 | 150.5 | 156.6 | 155.5 | 43.2 | -0.7 | 10.4 | -4.2 | -1.5 |
| Energy..... | | 14.616 | 72.3 | 79.6 | 85.1 | 100.7 | 6.9 | 9.8 | 5.9 | 6.9 |
| Goods excluding foods and energy..... | | 18.648 | 126.4 | 138.9 | 140.3 | 29.3 | 1.0 | 3.7 | 2.7 | 1.1 |
| Services..... | | 13.012 | 125.1 | 128.3 | 129.1 | 5.9 | 0.6 | 0.8 | 1.1 | 0.5 |
| Trade services..... | | 5.888 | 138.4 | 142.5 | 143.7 | 8.5 | 0.8 | 1.3 | 1.4 | 0.8 |
| Transportation and warehousing services..... | | 3.711 | 144.1 | 148.4 | 149.2 | 6.6 | 0.5 | 0.4 | 1.2 | 0.1 |
| Transportation of passengers..... | | 0.157 | 99.6 | 110.7 | 119.1 | 11.3 | 7.6 | -1.2 | 2.4 | 8.5 |
| Transportation and warehousing of goods..... | | 3.554 | 146.8 | 150.6 | 151.0 | 6.7 | 0.3 | 0.5 | 1.2 | -0.3 |
| Services less trade, transportation, and warehousing..... | | 3.413 | 112.8 | 114.5 | 115.0 | 4.5 | 0.4 | 0.2 | 0.3 | 0.6 |
| Construction..... | | 0.520 | 120.1 | 125.7 | 125.3 | 4.9 | -0.3 | 1.2 | 3.5 | -0.3 |
| Inputs to stage 2 services producers..... | | 49.801 | 123.1 | 126.8 | 127.4 | 8.2 | 0.5 | 0.7 | 1.3 | 0.6 |
| Goods..... | | 5.802 | 119.4 | 127.3 | 129.5 | 17.1 | 1.7 | 3.2 | 1.4 | 1.7 |
| Foods..... | | 0.033 | 111.8 | 118.6 | 118.5 | 42.1 | -0.1 | 2.9 | 1.4 | 0.3 |
| Energy..... | | 0.306 | 117.2 | 124.6 | 136.9 | 47.7 | 9.9 | 13.5 | -5.8 | 9.8 |
| Goods excluding foods and energy..... | | 5.463 | 119.9 | 127.9 | 129.4 | 14.9 | 1.2 | 2.7 | 1.8 | 1.3 |
| Services..... | | 42.261 | 123.5 | 126.5 | 126.8 | 7.1 | 0.2 | 0.4 | 1.0 | 0.6 |
| Trade services..... | | 2.599 | 142.5 | 145.3 | 146.8 | 10.8 | 1.0 | -2.4 | 1.9 | 1.2 |
| Transportation and warehousing services..... | | 2.809 | 129.5 | 152.7 | 152.5 | 24.3 | -0.1 | 3.4 | 7.9 | -0.3 |
| Transportation of passengers..... | | 0.356 | 98.0 | 109.6 | 118.5 | 12.0 | 8.1 | -1.3 | 2.5 | 9.0 |
| Transportation and warehousing of goods..... | | 2.453 | 135.9 | 161.4 | 159.5 | 26.3 | -1.2 | 4.1 | 8.7 | -1.5 |
| Services less trade, transportation, and warehousing..... | | 36.853 | 123.2 | 124.7 | 125.1 | 5.9 | 0.3 | 0.3 | 0.5 | 0.5 |
| Construction..... | | 1.738 | 120.1 | 125.7 | 125.3 | 4.9 | -0.3 | 1.2 | 3.5 | -0.3 |
| Stage 1 | | | | | | | | | | |
| Stage 1 intermediate demand..... | | 100.000 | 123.5 | 130.8 | 133.4 | 21.8 | 2.0 | 2.6 | 1.6 | 1.9 |
| Inputs to stage 1 goods producers..... | | 32.075 | 123.9 | 135.8 | 138.8 | 34.8 | 2.2 | 4.4 | 2.0 | 2.4 |
| Goods..... | | 22.378 | 122.0 | 135.7 | 139.0 | 43.2 | 2.4 | 5.2 | 1.7 | 2.7 |
| Foods..... | | 2.960 | 139.5 | 158.9 | 154.5 | 49.7 | -2.8 | 12.7 | -3.7 | -1.8 |
| Energy..... | | 3.186 | 100.9 | 106.3 | 113.1 | 37.9 | 6.4 | 8.6 | -3.1 | 6.4 |
| Goods excluding foods and energy..... | | 16.232 | 127.2 | 142.3 | 146.2 | 43.6 | 2.7 | 3.3 | 3.6 | 2.9 |
| Services..... | | 9.696 | 132.0 | 139.7 | 141.6 | 14.4 | 1.4 | 2.3 | 2.8 | 1.4 |
| Trade services..... | | 6.079 | 141.6 | 152.7 | 155.7 | 19.7 | 2.0 | 3.1 | 4.1 | 2.0 |
| Transportation and warehousing services..... | | 0.505 | 121.5 | 127.3 | 128.1 | 6.2 | 0.6 | -1.6 | 3.3 | 0.6 |
| Transportation of passengers..... | | 0.082 | 97.3 | 109.0 | 118.0 | 12.1 | 8.3 | -1.4 | 2.6 | 9.2 |
| Transportation and warehousing of goods..... | | 0.423 | 126.2 | 130.5 | 129.2 | 4.7 | -1.0 | -1.6 | 3.4 | -1.1 |
| Services less trade, transportation, and warehousing..... | | 3.112 | 100.6 | 102.4 | 102.8 | 2.8 | 0.4 | 1.3 | 0.0 | 0.2 |
| Construction..... | | 0.001 | 120.1 | 125.7 | 125.3 | 4.9 | -0.3 | 1.2 | 3.5 | -0.3 |
| Inputs to stage 1 services producers..... | | 55.036 | 122.9 | 126.3 | 128.9 | 12.4 | 2.1 | 1.3 | 0.9 | 1.9 |
| Goods..... | | 17.049 | 117.8 | 122.9 | 125.4 | 21.0 | 2.0 | 2.5 | 1.0 | 1.9 |
| Foods..... | | 0.055 | 96.9 | 99.5 | 99.1 | 3.2 | -0.4 | -0.5 | 0.8 | -0.4 |
| Energy..... | | 5.079 | 124.2 | 131.5 | 136.4 | 45.3 | 3.7 | 4.9 | 0.2 | 3.3 |
| Goods excluding foods and energy..... | | 11.915 | 121.3 | 125.7 | 127.1 | 8.5 | 1.1 | 1.3 | 1.4 | 1.1 |
| Services..... | | 37.982 | 125.2 | 127.8 | 130.4 | 8.6 | 2.0 | 0.7 | 0.9 | 1.8 |
| Trade services..... | | 3.936 | 137.0 | 142.3 | 145.0 | 12.2 | 1.9 | 1.0 | 1.8 | 2.0 |
| Transportation and warehousing services..... | | 3.705 | 116.2 | 121.8 | 125.1 | 5.8 | 2.7 | 0.5 | 1.2 | 3.1 |
| Transportation of passengers..... | | 1.061 | 97.3 | 108.9 | 117.9 | 12.1 | 8.3 | -1.3 | 2.5 | 9.2 |
| Transportation and warehousing of goods..... | | 2.644 | 139.2 | 141.9 | 142.3 | 9.0 | 0.3 | 1.3 | 0.7 | 0.4 |
| Services less trade, transportation, and warehousing..... | | 30.341 | 124.1 | 125.9 | 128.3 | 8.1 | 1.9 | 0.7 | 0.7 | 1.8 |
| Construction..... | | 0.005 | 120.1 | 125.7 | 125.3 | 4.9 | -0.3 | 1.2 | 3.5 | -0.3 |
| Inputs to stage 1 construction producers..... | | 12.890 | 135.3 | 147.4 | 149.7 | 23.6 | 1.6 | 3.6 | 3.6 | 1.4 |
| Goods..... | | 8.268 | 130.2 | 138.6 | 140.9 | 19.4 | 1.7 | 3.1 | 2.2 | 1.7 |
| Energy..... | | 0.641 | 108.4 | 114.9 | 120.0 | 59.2 | 4.4 | 8.4 | -1.6 | 4.1 |
| Goods excluding foods and energy..... | | 7.627 | 135.1 | 143.8 | 145.9 | 16.3 | 1.5 | 2.6 | 2.6 | 1.5 |
| Services..... | | 4.622 | 145.3 | 165.0 | 166.9 | 31.2 | 1.2 | 4.3 | 5.9 | 1.0 |
| Trade services..... | | 3.948 | 153.0 | 176.0 | 178.3 | 36.4 | 1.3 | 4.5 | 6.8 | 1.1 |
| Transportation and warehousing services..... | | 0.610 | 106.4 | 111.4 | 111.9 | 4.9 | 0.4 | 3.5 | 0.5 | 0.4 |
| Transportation and warehousing of goods..... | | 0.610 | 110.1 | 115.3 | 115.8 | 7.0 | 0.4 | 3.5 | 0.5 | 0.4 |
| Services less trade, transportation, and warehousing..... | | 0.064 | 120.6 | 121.0 | 121.2 | 3.0 | 0.2 | 0.2 | 0.2 | 0.2 |
| Special groupings | | | | | | | | | | |
| Total goods inputs to stage 4 intermediate demand..... | 04/10 | 45.609 | 120.3 | 127.7 | 129.0 | 15.0 | 1.0 | 2.4 | 1.5 | 1.1 |
| Total services inputs to stage 4 intermediate demand..... | 04/10 | 54.301 | 129.6 | 132.1 | 133.7 | 9.8 | 1.2 | 0.8 | 0.6 | 1.2 |
| Total construction inputs to stage 4 intermediate demand..... | 04/10 | 0.089 | 119.1 | 124.6 | 124.3 | 4.9 | -0.2 | 1.2 | 3.4 | -0.2 |
| Total foods inputs to stage 4 intermediate demand..... | 04/10 | 5.256 | 123.9 | 137.6 | 133.9 | 16.9 | -2.7 | 4.4 | 0.1 | -2.0 |

See footnotes at end of table.

Table 3. Producer price indexes and percent changes for intermediate demand by production flow¹ — Continued

[Nov. 2009=100, unless otherwise indicated]

| Grouping | Other index base | Relative Importance Dec. 2020 ² | Unadjusted index | | | Unadjusted percent change to July 2021 from: | | Seasonally adjusted percent change from: | | |
|--|------------------|--|------------------------|------------------------|------------------------|--|-----------|--|-------------|--------------|
| | | | Mar. 2021 ³ | June 2021 ³ | July 2021 ³ | July 2020 | June 2021 | Apr. to May | May to June | June to July |
| Total energy goods inputs to stage 4 intermediate demand..... | 04/10 | 4.359 | 106.7 | 113.3 | 116.9 | 26.7 | 3.2 | 2.0 | 1.7 | 2.3 |
| Total goods less foods and energy inputs to stage 4 intermediate demand. ... | 04/10 | 35.994 | 122.7 | 129.4 | 131.1 | 13.4 | 1.3 | 2.1 | 1.8 | 1.3 |
| Total goods inputs to stage 3 intermediate demand. | 04/10 | 46.785 | 115.0 | 127.7 | 129.4 | 32.0 | 1.3 | 3.6 | 2.4 | 1.5 |
| Total services inputs to stage 3 intermediate demand. | 04/10 | 52.221 | 126.5 | 130.5 | 131.2 | 10.1 | 0.5 | 0.7 | 1.6 | 0.8 |
| Total construction inputs to stage 3 intermediate demand. | 04/10 | 0.995 | 119.1 | 124.6 | 124.3 | 4.9 | -0.2 | 1.2 | 3.4 | -0.2 |
| Total foods inputs to stage 3 intermediate demand. | 04/10 | 11.904 | 119.3 | 138.3 | 133.8 | 28.0 | -3.3 | 5.9 | 1.9 | -2.3 |
| Total energy goods inputs to stage 3 intermediate demand. | 04/10 | 6.184 | 97.2 | 104.0 | 109.1 | 51.1 | 4.9 | 4.9 | 0.6 | 4.0 |
| Total goods less foods and energy inputs to stage 3 intermediate demand. ... | 04/10 | 28.697 | 122.3 | 134.6 | 137.8 | 29.4 | 2.4 | 2.2 | 3.2 | 2.5 |
| Total goods inputs to stage 2 intermediate demand. | 04/10 | 42.467 | 99.3 | 108.3 | 111.8 | 48.9 | 3.2 | 6.3 | 3.2 | 3.1 |
| Total services inputs to stage 2 intermediate demand. | 04/10 | 55.273 | 124.3 | 127.3 | 127.8 | 6.9 | 0.4 | 0.4 | 1.1 | 0.5 |
| Total construction inputs to stage 2 intermediate demand. | 04/10 | 2.258 | 119.1 | 124.6 | 124.3 | 4.9 | -0.2 | 1.2 | 3.4 | -0.2 |
| Total foods inputs to stage 2 intermediate demand. | 04/10 | 3.434 | 150.9 | 157.1 | 156.0 | 43.3 | -0.7 | 10.4 | -4.2 | -1.6 |
| Total energy goods inputs to stage 2 intermediate demand. | 04/10 | 14.922 | 71.3 | 78.5 | 83.9 | 98.8 | 6.9 | 9.8 | 5.8 | 6.9 |
| Total goods less foods and energy inputs to stage 2 intermediate demand. ... | 04/10 | 24.111 | 117.8 | 128.6 | 130.0 | 26.2 | 1.1 | 3.5 | 2.6 | 1.1 |
| Total goods inputs to stage 1 intermediate demand. | 04/10 | 47.695 | 108.4 | 117.2 | 119.7 | 32.7 | 2.1 | 4.0 | 1.6 | 2.2 |
| Total services inputs to stage 1 intermediate demand. | 04/10 | 52.300 | 127.1 | 131.9 | 134.3 | 11.5 | 1.8 | 1.4 | 1.7 | 1.7 |
| Total construction inputs to stage 1 intermediate demand. | 04/10 | 0.006 | 119.1 | 124.6 | 124.3 | 4.9 | -0.2 | 1.2 | 3.4 | -0.2 |
| Total foods inputs to stage 1 intermediate demand. | 04/10 | 3.015 | 130.4 | 148.3 | 144.3 | 48.6 | -2.7 | 12.5 | -3.6 | -1.8 |
| Total energy goods inputs to stage 1 intermediate demand. | 04/10 | 8.906 | 109.7 | 116.0 | 121.4 | 44.2 | 4.7 | 6.5 | -1.1 | 4.4 |
| Total goods less foods and energy inputs to stage 1 intermediate demand. ... | 04/10 | 35.774 | 105.3 | 113.8 | 116.1 | 28.1 | 2.0 | 2.6 | 2.7 | 2.0 |

¹ Further information about the Final Demand-Intermediate Demand Aggregation system is available online at <https://www.bls.gov/ppi/fdidaggregation.htm>

² Comprehensive relative importance figures are initially computed after the publication of December indexes and are recalculated after final December indexes are available. Individual items and subtotals may not add exactly to totals because of rounding differences.

³ The indexes for March 2021 have been recalculated to incorporate late reports and corrections by respondents. All indexes are subject to revision 4 months after original publication.

"-" Data not available.

Table 4. Producer price indexes and percent changes for selected commodity groupings by final demand category¹
 [1982=100, unless otherwise indicated]

| Grouping | Commodity code | Other index base | Unadjusted index | | | Unadjusted percent change to July 2021 from: | | Seasonally adjusted percent change from: | | |
|---|----------------|------------------|------------------------|------------------------|------------------------|--|-----------|--|-------------|--------------|
| | | | Mar. 2021 ² | June 2021 ² | July 2021 ² | July 2020 | June 2021 | Apr. to May | May to June | June to July |
| Final demand..... | | 11/09 | 123.0 | 126.3 | 127.6 | 7.8 | 1.0 | 0.8 | 1.0 | 1.0 |
| Final demand goods..... | | 11/09 | 121.3 | 126.2 | 127.2 | 11.9 | 0.8 | 1.5 | 1.2 | 0.6 |
| Final demand foods..... | | 11/09 | 124.9 | 133.4 | 130.1 | 9.5 | -2.5 | 2.6 | 0.8 | -2.1 |
| Fresh fruits and melons ³ | 01-11 | | 133.5 | 146.8 | 140.4 | -5.1 | -4.4 | -1.9 | 2.6 | -4.4 |
| Fresh and dry vegetables ³ | 01-13 | | 191.1 | 189.0 | 183.9 | -17.3 | -2.7 | 6.4 | 1.6 | -2.7 |
| Grains..... | 01-2 | | 215.5 | 260.9 | 249.7 | 87.0 | -4.3 | 25.7 | -8.6 | -3.2 |
| Eggs for fresh use ³ | 01-71-07 | 12/91 | 181.0 | 114.3 | 136.6 | 20.2 | 19.5 | -8.4 | -2.8 | 19.5 |
| Oilseeds..... | 01-83-01 | | 266.1 | 271.4 | 267.2 | 62.8 | -1.5 | 19.5 | -11.7 | -5.1 |
| Bakery products ³ | 02-11 | | 292.7 | 293.5 | 294.4 | 0.3 | 0.3 | 0.1 | 0.3 | 0.3 |
| Milled rice ³ | 02-13 | | 219.7 | 225.9 | 227.0 | 0.0 | 0.5 | 0.8 | 1.8 | 0.5 |
| Pasta products ³ | 02-14-02 | 06/85 | 206.2 | 207.9 | 204.7 | 1.0 | -1.5 | 0.5 | 0.7 | -1.5 |
| Beef and veal..... | 02-21-01 | | 223.4 | 307.5 | 255.8 | 40.3 | -16.8 | 10.5 | 5.6 | -11.6 |
| Pork..... | 02-21-04 | | 160.7 | 194.6 | 181.0 | 34.0 | -7.0 | -3.1 | 4.8 | -8.1 |
| Processed young chickens..... | 02-22-03 | | 179.7 | 207.1 | 201.1 | 27.9 | -2.9 | 3.9 | 2.2 | -4.1 |
| Processed turkeys..... | 02-22-06 | | 156.2 | 187.1 | 194.8 | 35.2 | 4.1 | 6.5 | 7.6 | 3.4 |
| Finfish and shellfish..... | 02-23 | | 369.7 | 397.6 | 406.2 | 16.7 | 2.2 | 3.7 | -1.8 | 1.6 |
| Dairy products..... | 02-3 | | 198.8 | 207.5 | 206.9 | -1.6 | -0.3 | 1.4 | -0.5 | -0.5 |
| Processed fruits and vegetables ³ | 02-4 | | 216.0 | 217.5 | 217.4 | 2.3 | 0.0 | 0.1 | 0.0 | 0.0 |
| Confectionery end products ³ | 02-55 | | 271.0 | 272.4 | 274.8 | -2.4 | 0.9 | -0.1 | 0.1 | 0.9 |
| Soft drinks ³ | 02-62 | | 224.7 | 223.6 | 224.2 | 3.3 | 0.3 | 0.3 | -0.2 | 0.3 |
| Roasted coffee ³ | 02-63-01 | | 197.6 | 199.6 | 198.3 | 1.6 | -0.7 | 0.5 | 1.6 | -0.7 |
| Shortening and cooking oils ³ | 02-78 | | 287.9 | 324.8 | 335.6 | 39.5 | 3.3 | 9.3 | 0.6 | 3.3 |
| Frozen specialty food ³ | 02-85 | | 186.1 | 188.1 | 187.0 | -0.8 | -0.6 | 0.3 | 0.7 | -0.6 |
| Final demand energy..... | | 11/09 | 113.2 | 120.3 | 124.5 | 33.4 | 3.5 | 2.2 | 2.1 | 2.6 |
| Liquefied petroleum gas ³ | 05-32 | | 163.6 | 161.6 | 184.6 | 102.6 | 14.2 | 7.1 | 12.1 | 14.2 |
| Residential electric power..... | 05-41 | 12/90 | 185.0 | 193.5 | 192.9 | 3.4 | -0.3 | 0.4 | 1.8 | -1.0 |
| Residential natural gas..... | 05-51 | 12/90 | 217.3 | 227.2 | 230.0 | 15.8 | 1.2 | 1.0 | 1.6 | 0.8 |
| Gasoline..... | 05-71 | | 202.4 | 221.8 | 239.6 | 78.0 | 8.0 | 2.2 | 2.8 | 6.2 |
| Home heating oil and distillates..... | 05-73-02 | | 173.0 | 198.7 | 204.1 | 62.5 | 2.7 | 6.9 | 5.6 | 7.2 |
| No. 2 diesel fuel..... | 05-73-03 | | 304.1 | 313.4 | 326.0 | 81.9 | 4.0 | 9.2 | -3.6 | 3.5 |
| Final demand goods less foods and energy..... | | 11/09 | 122.6 | 126.0 | 127.1 | 7.5 | 0.9 | 1.1 | 1.0 | 1.0 |
| Alcoholic beverages..... | 02-61 | | 201.6 | 200.6 | 200.2 | -0.7 | -0.2 | 0.4 | -0.9 | 0.0 |
| Pet food ³ | 02-94-02 | | 276.5 | 279.3 | 280.1 | 2.5 | 0.3 | 0.6 | 0.5 | 0.3 |
| Women's, girls', and infants' apparel ³ | 03-81-06 | 12/03 | 105.9 | 105.4 | 106.8 | -2.6 | 1.3 | 0.1 | -0.6 | 1.3 |
| Men's and boys' apparel ³ | 03-81-07 | 12/03 | 119.0 | 119.8 | 119.8 | 1.2 | 0.0 | 0.2 | 0.3 | 0.0 |
| Textile housefurnishings ³ | 03-82 | | 163.7 | 166.0 | 169.1 | 0.4 | 1.9 | -0.1 | 0.2 | 1.9 |
| Footwear..... | 04-3 | | 213.8 | 213.6 | 215.7 | 2.8 | 1.0 | 0.9 | 0.1 | 0.9 |
| Industrial chemicals..... | 06-1 | | 280.3 | 313.8 | 316.2 | 44.9 | 0.8 | 1.3 | 4.5 | 0.9 |
| Pharmaceutical preparations..... | 06-38 | 06/01 | 278.1 | 277.6 | 277.6 | 1.0 | 0.0 | 0.2 | 0.2 | 0.1 |
| Soaps and detergents ³ | 06-71 | | 185.6 | 187.6 | 190.5 | 3.7 | 1.5 | 0.3 | 0.8 | 1.5 |
| Cleaning and polishing products ³ | 06-72 | 06/83 | 205.2 | 207.0 | 206.7 | 1.6 | -0.1 | 0.4 | 0.3 | -0.1 |
| Cosmetics and other toiletries ³ | 06-75 | | 167.6 | 168.4 | 169.1 | 0.7 | 0.4 | 0.0 | 0.2 | 0.4 |
| Tires ³ | 07-12-01 | | 151.0 | 153.5 | 159.2 | 6.5 | 3.7 | 0.9 | 0.4 | 3.7 |
| Consumer, institutional, and commercial products, n.e.c. ³ | 07-2B | 12/06 | 144.0 | 148.3 | 153.1 | 11.9 | 3.2 | 0.9 | 1.0 | 3.2 |
| Sanitary paper products ³ | 09-15-01 | | 184.8 | 185.4 | 185.6 | 0.7 | 0.1 | 0.1 | 0.3 | 0.1 |
| Iron and steel scrap ³ | 10-12 | | 653.9 | 723.8 | 729.5 | 103.8 | 0.8 | 5.0 | 9.9 | 0.8 |
| Agricultural machinery and equipment..... | 11-1 | | 246.7 | 254.9 | 258.4 | 6.3 | 1.4 | 1.4 | 1.4 | 1.3 |
| Construction machinery and equipment ³ | 11-2 | | 241.3 | 244.2 | 247.2 | 4.5 | 1.2 | 1.3 | 0.4 | 1.2 |
| Metal cutting machine tools ³ | 11-37 | | 211.2 | 212.6 | 213.8 | 2.9 | 0.6 | 0.3 | 0.0 | 0.6 |
| Metal forming machine tools..... | 11-38 | | 245.1 | 247.4 | 247.4 | 2.3 | 0.0 | 1.0 | 0.9 | 0.4 |
| Tools, dies, jigs, fixtures, and industrial molds ³ | 11-39 | | 155.7 | 158.2 | 159.3 | 3.6 | 0.7 | 0.5 | 0.8 | 0.7 |
| Pumps, compressors, and equipment..... | 11-41 | | 273.1 | 277.7 | 283.5 | 5.2 | 2.1 | 0.3 | 1.4 | 2.1 |
| Industrial material handling equipment ³ | 11-44 | | 234.0 | 241.2 | 244.5 | 6.9 | 1.4 | 1.1 | 1.3 | 1.4 |
| Electronic computers and computer equipment ³ | 11-5 | 12/98 | 25.3 | 25.6 | 25.7 | 0.0 | 0.4 | 0.0 | 0.0 | 0.4 |
| Textile machinery and equipment ³ | 11-62 | | 173.9 | 174.5 | 174.6 | 0.4 | 0.1 | 0.0 | 0.2 | 0.1 |
| Paper industries machinery ³ | 11-64 | 06/82 | 231.3 | 232.4 | 233.5 | 1.8 | 0.5 | -0.3 | 0.3 | 0.5 |
| Printing trades machinery and equipment ³ | 11-65 | | 165.3 | 166.1 | 166.7 | 0.6 | 0.4 | 0.4 | 0.1 | 0.4 |
| Transformers and power regulators ³ | 11-74 | | 248.9 | 281.1 | 282.3 | 20.6 | 0.4 | 4.6 | 7.5 | 0.4 |
| Communication and related equipment..... | 11-76 | 12/85 | 119.9 | 119.9 | 120.3 | 0.4 | 0.3 | 0.3 | 0.3 | 0.4 |
| Electronic components and accessories..... | 11-78 | | 64.3 | 64.7 | 64.5 | -0.3 | -0.3 | 0.6 | 0.3 | -0.3 |
| X-ray and electromedical equipment ³ | 11-79-05 | | 87.0 | 86.9 | 86.9 | -0.2 | 0.0 | -0.1 | 0.0 | 0.0 |
| Oil field and gas field machinery ³ | 11-91 | | 218.3 | 221.5 | 221.5 | 1.7 | 0.0 | 0.0 | 1.4 | 0.0 |
| Mining machinery and equipment ³ | 11-92 | | 313.0 | 315.0 | 332.2 | 8.7 | 5.5 | 0.3 | 0.4 | 5.5 |
| Office and store machines and equipment ³ | 11-93 | | 121.3 | 122.3 | 122.3 | 1.1 | 0.0 | 0.0 | 1.2 | 0.0 |
| Household furniture ³ | 12-1 | | 227.0 | 239.9 | 242.7 | 9.0 | 1.2 | 1.8 | 2.2 | 1.2 |
| Commercial furniture ³ | 12-2 | | 246.8 | 260.5 | 261.5 | 8.6 | 0.4 | 2.4 | 1.8 | 0.4 |
| Floor coverings ³ | 12-3 | | 199.3 | 203.3 | 203.1 | 3.1 | -0.1 | 0.3 | 0.3 | -0.1 |

See footnotes at end of table.

Table 4. Producer price indexes and percent changes for selected commodity groupings by final demand category¹ — Continued
 [1982=100, unless otherwise indicated]

| Grouping | Commodity code | Other index base | Unadjusted index | | | Unadjusted percent change to July 2021 from: | | Seasonally adjusted percent change from: | | |
|---|----------------|------------------|------------------------|------------------------|------------------------|--|-----------|--|-------------|--------------|
| | | | Mar. 2021 ² | June 2021 ² | July 2021 ² | July 2020 | June 2021 | Apr. to May | May to June | June to July |
| Household appliances ³ | 12-4 | | 126.4 | 125.9 | 129.6 | 2.8 | 2.9 | -1.6 | -0.1 | 2.9 |
| Home electronic equipment ³ | 12-5 | | 53.0 | 54.0 | 55.0 | 3.6 | 1.9 | 0.2 | 1.7 | 1.9 |
| Lawn and garden equipment excl. garden tractors ³ | 12-66 | | 152.8 | 153.9 | 156.2 | 3.2 | 1.5 | 0.2 | 0.5 | 1.5 |
| Passenger cars..... | 14-11-01 | | 136.0 | 137.6 | 137.7 | 2.9 | 0.1 | 1.0 | 0.6 | 0.4 |
| Light motor trucks..... | 14-11-05 | | 180.2 | 183.4 | 183.1 | 4.4 | -0.2 | 0.9 | 1.4 | 0.2 |
| Heavy motor trucks..... | 14-11-06 | | 235.8 | 237.5 | 237.5 | 1.0 | 0.0 | 0.3 | 0.6 | -0.3 |
| Motor vehicles parts ³ | 14-12 | | 129.7 | 130.6 | 132.4 | 3.5 | 1.4 | 0.3 | -0.4 | 1.4 |
| Truck trailers ³ | 14-14 | | 230.0 | 245.2 | 246.1 | 10.2 | 0.4 | 0.2 | 2.6 | 0.4 |
| Travel trailers and campers ³ | 14-16 | 06/84 | 231.0 | 243.6 | 246.3 | 12.2 | 1.1 | 1.0 | 2.4 | 1.1 |
| Aircraft..... | 14-21 | | 312.6 | 313.6 | 314.3 | 1.1 | 0.2 | 0.0 | 0.3 | 0.2 |
| Ships ³ | 14-31 | 12/85 | 231.3 | 231.9 | 232.0 | 0.7 | 0.0 | 0.1 | 0.1 | 0.0 |
| Railroad equipment ³ | 14-4 | | 205.8 | 206.1 | 206.3 | 0.9 | 0.1 | 0.0 | 0.0 | 0.1 |
| Toys, games, and children's vehicles ³ | 15-11 | | 166.2 | 166.3 | 166.8 | 3.6 | 0.3 | 0.0 | 0.1 | 0.3 |
| Sporting and athletic goods..... | 15-12 | | 151.5 | 159.6 | 160.2 | 10.0 | 0.4 | 1.8 | 3.0 | 0.4 |
| Cigarettes ³ | 15-21 | | 1,257.7 | 1,269.2 | 1,308.5 | 9.6 | 3.1 | 0.0 | 0.2 | 3.1 |
| Mobile homes ³ | 15-5 | | 379.7 | 427.0 | 435.1 | 31.9 | 1.9 | 3.5 | 3.6 | 1.9 |
| Medical, surgical & personal aid devices..... | 15-6 | | 185.5 | 188.1 | 188.3 | 1.8 | 0.1 | 0.9 | 0.1 | 0.1 |
| Jewelry, platinum and karat gold ³ | 15-94-02 | | 255.2 | 259.7 | 257.4 | 2.4 | -0.9 | 1.2 | -0.1 | -0.9 |
| Costume jewelry and novelties ³ | 15-94-04 | | 209.0 | 210.0 | 210.0 | 3.8 | 0.0 | -0.1 | 0.0 | 0.0 |
| Final demand services..... | | 11/09 | 123.5 | 125.8 | 127.3 | 5.8 | 1.2 | 0.6 | 0.8 | 1.1 |
| Final demand trade services ⁴ | | 11/09 | 124.0 | 128.2 | 130.4 | 6.7 | 1.7 | 0.7 | 2.1 | 1.7 |
| Machinery and equipment parts and supplies wholesaling ³ | 57-11-02 | 03/09 | 151.7 | 148.4 | 155.2 | 17.9 | 4.6 | -0.9 | -1.6 | 4.6 |
| Machinery and vehicle wholesaling ³ | 57-11-03 | 05/19 | 89.2 | 95.3 | 95.5 | 0.3 | 0.2 | 1.0 | 4.0 | 0.2 |
| Professional and commercial equipment wholesaling ³ | 57-11-04 | 05/19 | 94.4 | 95.8 | 98.1 | 6.2 | 2.4 | -1.8 | 3.2 | 2.4 |
| Furnishings wholesaling ³ | 57-2 | 03/09 | 103.4 | 108.0 | 113.3 | 11.0 | 4.9 | -0.4 | 1.1 | 4.9 |
| Chemicals and allied products wholesaling ³ | 57-5 | 03/09 | 115.9 | 117.5 | 115.6 | -1.9 | -1.6 | 2.8 | 0.7 | -1.6 |
| Paper and plastics products wholesaling ³ | 57-6 | 03/09 | 151.2 | 155.3 | 156.3 | 10.5 | 0.6 | 2.4 | 0.2 | 0.6 |
| Apparel wholesaling ³ | 57-7 | 03/09 | 114.6 | 104.8 | 109.0 | -12.5 | 4.0 | 2.3 | -6.0 | 4.0 |
| Food and alcohol wholesaling ³ | 57-8 | 06/09 | 116.9 | 119.5 | 118.2 | 2.2 | -1.1 | 1.6 | 0.4 | -1.1 |
| Food and alcohol retailing..... | 58-1 | 03/09 | 136.4 | 136.2 | 138.2 | 0.1 | 1.5 | -2.8 | 0.2 | 1.8 |
| Health, beauty, and optical goods retailing ³ | 58-2 | 03/09 | 124.7 | 126.5 | 127.0 | 2.7 | 0.4 | -1.2 | 1.1 | 0.4 |
| Apparel, jewelry, footwear, and accessories retailing..... | 58-3 | 06/09 | 113.4 | 114.2 | 118.0 | 15.5 | 3.3 | 4.1 | 0.0 | 2.7 |
| Computer hardware, software, and supplies retailing ³ | 58-4 | 03/09 | 97.4 | 96.1 | 96.0 | -4.0 | -0.1 | -5.1 | 0.3 | -0.1 |
| TV, video, and photographic equipment and supplies retailing ³ | 58-5 | 03/09 | 62.4 | 69.8 | 79.1 | 21.7 | 13.3 | -2.9 | 8.4 | 13.3 |
| Automobiles retailing (Partial)..... | 58-61-01 | 03/09 | 110.9 | 159.9 | 185.2 | 76.7 | 15.8 | 27.3 | 17.4 | 17.4 |
| Automotive parts, including tires, retailing ³ | 58-61-02 | 03/09 | 124.2 | 123.6 | 124.7 | 8.5 | 0.9 | -0.6 | 0.5 | 0.9 |
| RVs, trailers, and campers retailing ³ | 58-8 | 03/09 | 164.4 | 180.8 | 191.7 | 51.9 | 6.0 | 5.8 | 5.8 | 6.0 |
| Sporting goods, including boats, retailing ³ | 58-9 | 03/09 | 122.5 | 123.6 | 121.2 | 1.4 | -1.9 | -0.8 | 3.1 | -1.9 |
| Lawn, garden, and farm equipment and supplies retailing ³ | 58-A | 03/09 | 115.5 | 120.9 | 121.1 | 7.2 | 0.2 | 0.0 | 0.2 | 0.2 |
| Furniture retailing ³ | 58-B | 03/09 | 118.3 | 122.3 | 122.1 | 11.5 | -0.2 | 1.1 | 2.2 | -0.2 |
| Flooring and floor coverings retailing ³ | 58-C | 03/09 | 105.9 | 110.4 | 110.3 | 12.0 | -0.1 | 1.8 | 0.8 | -0.1 |
| Hardware, building materials, and supplies retailing..... | 58-D | 03/09 | 168.6 | 209.6 | 211.3 | 55.9 | 0.8 | 6.9 | 10.6 | 0.4 |
| Major household appliances retailing..... | 58-E | 03/09 | 118.3 | 120.9 | 120.5 | 14.9 | -0.3 | 1.0 | 0.9 | 3.2 |
| Fuels and lubricants retailing..... | 58-F | 06/09 | 204.3 | 211.2 | 203.2 | -7.3 | -3.8 | -7.0 | 4.3 | -3.2 |
| Cleaning supplies and paper products retailing ³ | 58-G | 03/09 | 136.2 | 147.4 | 145.2 | 2.3 | -1.5 | 3.6 | -2.7 | -1.5 |
| Book retailing ³ | 58-H | 03/09 | 130.7 | 128.3 | 131.0 | 0.8 | 2.1 | -1.5 | -0.9 | 2.1 |
| Final demand transportation and warehousing services..... | | 11/09 | 124.4 | 131.5 | 134.7 | 11.8 | 2.4 | 1.9 | 0.9 | 2.7 |
| Rail transportation of freight and mail ³ | 30-11 | 12/08 | 131.9 | 134.9 | 135.2 | 6.5 | 0.2 | 1.1 | 0.4 | 0.2 |
| Truck transportation of freight ³ | 30-12 | 06/09 | 133.8 | 140.1 | 140.9 | 13.8 | 0.6 | 3.9 | 0.3 | 0.6 |
| Air transportation of freight ³ | 30-14 | 12/08 | 115.7 | 116.7 | 114.3 | -1.9 | -2.1 | -5.0 | 4.7 | -2.1 |
| Courier, messenger, and U.S. postal services..... | 30-16 | 06/09 | 157.2 | 157.4 | 158.0 | 5.0 | 0.4 | 0.3 | 0.4 | 0.6 |
| Rail transportation of passengers..... | 30-21 | 12/08 | 129.9 | 130.1 | 129.8 | 1.6 | -0.2 | 0.4 | 0.1 | -0.1 |
| Airline passenger services..... | 30-22 | 12/08 | 95.7 | 107.2 | 116.0 | 12.1 | 8.2 | -1.3 | 2.5 | 9.1 |
| Final demand services less trade, transportation, and warehousing..... | | 11/09 | 123.2 | 124.3 | 125.2 | 4.9 | 0.7 | 0.2 | 0.3 | 0.6 |
| Sales of books ³ | 33-11 | | 419.2 | 422.0 | 420.1 | 4.5 | -0.5 | 1.7 | 0.6 | -0.5 |
| Sales and subscriptions of periodicals and newspapers..... | 33-12 | 06/09 | 143.3 | 142.7 | 143.4 | 0.3 | 0.5 | 1.1 | -1.2 | 1.0 |
| Application software publishing ³ | 34-2 | 06/09 | 102.6 | 108.8 | 105.1 | 2.7 | -3.4 | 2.2 | 4.7 | -3.4 |
| Advertising space sales in periodicals, newspapers, directories, and mailing lists ³ | 36-1 | 06/09 | 100.7 | 99.9 | 98.9 | -1.8 | -1.0 | 0.2 | -0.6 | -1.0 |
| Residential wired telecommunication services..... | 37-11 | 06/09 | 144.6 | 144.8 | 144.8 | 1.9 | 0.0 | 0.3 | -0.1 | 0.1 |
| Wireless telecommunication services..... | 37-2 | 06/09 | 64.5 | 64.5 | 64.6 | 0.9 | 0.2 | -0.2 | 0.2 | 0.2 |
| Cable and satellite subscriber services..... | 37-3 | 12/08 | 145.8 | 146.4 | 146.3 | 5.5 | -0.1 | 0.2 | 0.3 | 0.1 |
| Internet access services ³ | 37-4 | 03/09 | 92.1 | 91.7 | 91.7 | -0.7 | 0.0 | -0.4 | -0.2 | 0.0 |
| Bundled wired telecommunications access services ³ | 37-5 | 12/11 | 114.9 | 115.3 | 114.4 | -0.6 | -0.8 | -1.4 | 1.8 | -0.8 |
| Consumer loans (partial)..... | 39-12 | 06/09 | 118.3 | 117.2 | 115.9 | 7.3 | -1.1 | -1.7 | -0.5 | -0.7 |
| Deposit services (partial) ³ | 39-2 | 04/09 | 58.4 | 59.5 | 59.8 | -1.6 | 0.5 | -1.0 | 2.2 | 0.5 |
| Other credit intermediation, incl. trust services (partial) ³ | 39-3 | 04/09 | 104.2 | 104.2 | 104.0 | 4.5 | -0.2 | -0.4 | 0.3 | -0.2 |

See footnotes at end of table.

Table 4. Producer price indexes and percent changes for selected commodity groupings by final demand category¹ — Continued
 [1982=100, unless otherwise indicated]

| Grouping | Commodity code | Other index base | Unadjusted index | | | Unadjusted percent change to July 2021 from: | | Seasonally adjusted percent change from: | | |
|--|----------------|------------------|------------------------|------------------------|------------------------|--|-----------|--|-------------|--------------|
| | | | Mar. 2021 ² | June 2021 ² | July 2021 ² | July 2020 | June 2021 | Apr. to May | May to June | June to July |
| Securities brokerage, dealing, investment advice, and related services ³ | 40-1 | 06/09 | 160.2 | 158.4 | 168.2 | 20.4 | 6.2 | 1.9 | -0.4 | 6.2 |
| Portfolio management ³ | 40-2 | 12/08 | 269.0 | 277.9 | 272.8 | 17.9 | -1.8 | 2.0 | -0.3 | -1.8 |
| Life insurance ³ | 41-11-01 | 03/09 | 105.5 | 105.5 | 105.6 | 0.3 | 0.1 | 0.5 | 0.0 | 0.1 |
| Disability insurance, including accidental death ³ | 41-11-02 | 03/09 | 102.4 | 102.4 | 102.4 | -1.4 | 0.0 | 0.0 | 0.0 | 0.0 |
| Health and medical insurance..... | 41-11-03 | 03/09 | 140.5 | 140.5 | 140.5 | 0.8 | 0.0 | 0.3 | 0.1 | 0.0 |
| Property and casualty insurance ³ | 41-11-04 | 03/09 | 123.4 | 124.0 | 124.4 | -1.0 | 0.3 | 0.0 | 0.4 | 0.3 |
| Annuities ³ | 41-2 | 03/09 | 117.2 | 117.1 | 117.2 | 0.3 | 0.1 | -0.7 | 0.4 | 0.1 |
| Residential property sales and leases, brokerage fees and commissions..... | 43-21 | 12/08 | 163.7 | 170.1 | 172.7 | 13.2 | 1.5 | 1.0 | 0.6 | 1.4 |
| Passenger car rental..... | 44-1 | 03/09 | 93.8 | 117.6 | 123.5 | 42.8 | 5.0 | 5.4 | 4.4 | -2.8 |
| Legal services..... | 45-1 | 03/09 | 145.1 | 146.8 | 147.2 | 3.3 | 0.3 | 0.3 | 0.2 | 0.5 |
| Tax preparation and planning..... | 45-21-02 | 04/09 | 125.0 | 119.1 | 112.0 | -2.9 | -6.0 | 1.3 | 0.0 | -6.2 |
| Architectural and engineering services ³ | 45-3 | 06/09 | 121.1 | 121.4 | 121.6 | 3.3 | 0.2 | 0.3 | 0.1 | 0.2 |
| Management, scientific, and technical consulting services..... | 45-4 | 06/09 | 112.1 | 112.7 | 113.4 | 15.5 | 0.6 | 0.0 | -0.1 | 0.6 |
| Arrangement of flights (partial)..... | 47-1 | 06/09 | 93.8 | 95.8 | 95.2 | -7.3 | -0.6 | -6.5 | 0.2 | -1.0 |
| Arrangement of vehicle rentals and lodging ³ | 47-2 | 12/08 | 80.7 | 84.8 | 82.6 | -1.0 | -2.6 | 4.3 | 0.5 | -2.6 |
| Arrangement of cruises and tours ³ | 47-3 | 12/08 | 85.4 | 98.3 | 108.5 | 67.4 | 10.4 | 8.3 | 4.6 | 10.4 |
| Physician care..... | 51-11-01 | 03/09 | 114.8 | 114.9 | 115.0 | 3.3 | 0.1 | 0.1 | 0.2 | 0.0 |
| Medical laboratory and diagnostic imaging care ³ | 51-11-02 | 03/09 | 95.1 | 95.4 | 95.2 | -0.2 | -0.2 | 0.0 | 0.0 | -0.2 |
| Home health and hospice care ³ | 51-11-03 | 12/08 | 117.2 | 117.1 | 117.3 | 1.4 | 0.2 | 0.1 | 0.0 | 0.2 |
| Hospital outpatient care ³ | 51-11-04 | 12/08 | 138.3 | 139.8 | 143.0 | 5.5 | 2.3 | 0.3 | -0.2 | 2.3 |
| Dental care..... | 51-11-05 | 06/10 | 122.3 | 123.0 | 122.9 | 1.0 | -0.1 | 0.4 | 0.3 | 0.0 |
| Hospital inpatient care..... | 51-21-01 | 12/08 | 136.8 | 136.5 | 137.3 | 2.4 | 0.6 | 0.1 | -0.1 | 0.4 |
| Nursing home care..... | 51-21-02 | 12/08 | 134.0 | 135.1 | 135.4 | 2.4 | 0.2 | 0.0 | 0.7 | 0.0 |
| Traveler accommodation services..... | 53-11 | 06/09 | 108.2 | 111.8 | 122.7 | 18.8 | 9.7 | -2.2 | 3.9 | 6.2 |
| Food and beverages for immediate consumption services (partial) ³ .. | 54-1 | 06/09 | 122.8 | 124.3 | 127.1 | 4.6 | 2.3 | 0.2 | 2.0 | 2.3 |
| Motor vehicle repair and maintenance (partial)..... | 55-2 | 12/08 | 143.5 | 144.2 | 144.3 | 1.8 | 0.1 | 0.4 | 0.0 | 0.1 |
| Membership dues and admissions and recreation facility use fees (partial) ³ | 56-1 | 06/09 | 128.9 | 127.1 | 126.8 | 1.4 | -0.2 | -2.8 | 1.5 | -0.2 |
| Recreational activity instruction fees (partial) ³ | 56-2 | 12/08 | 123.2 | 121.1 | 121.1 | -1.6 | 0.0 | -1.9 | 0.3 | 0.0 |
| Gaming receipts (partial) ³ | 56-3 | 12/08 | 107.6 | 104.9 | 111.6 | - | 6.4 | 3.0 | -4.2 | 6.4 |
| Mining services ³ | 60-1 | 06/85 | 216.7 | 223.8 | 226.5 | 3.3 | 1.2 | 1.7 | 0.2 | 1.2 |
| Final demand construction..... | | 11/09 | 131.4 | 134.7 | 136.7 | 4.5 | 1.5 | 0.6 | 0.7 | 1.5 |
| New warehouse building construction ³ | 80-11-01 | 12/04 | 162.3 | 168.1 | 172.5 | 6.5 | 2.6 | 0.8 | 0.7 | 2.6 |
| New school building construction ³ | 80-11-02 | 12/05 | 174.7 | 176.8 | 181.0 | 3.3 | 2.4 | 0.1 | 0.1 | 2.4 |
| New office building construction ³ | 80-11-03 | 06/06 | 149.5 | 153.2 | 155.2 | 5.9 | 1.3 | 1.0 | 0.5 | 1.3 |
| New industrial building construction ³ | 80-11-04 | 06/07 | 141.0 | 142.5 | 146.2 | 3.9 | 2.6 | 0.1 | 0.3 | 2.6 |
| New health care building construction ³ | 80-11-05 | 06/12 | 119.8 | 124.7 | 124.5 | 3.2 | -0.2 | 0.7 | 0.9 | -0.2 |

¹ Further information about the Final Demand-Intermediate Demand Aggregation system is available online at <https://www.bls.gov/ppi/fdidaggregation.htm>

² The indexes for March 2021 have been recalculated to incorporate late reports and corrections by respondents. All indexes are subject to revision 4 months after original publication.

³ Not seasonally adjusted.

⁴ Trade indexes measure changes in margins received by wholesalers and retailers.

"-" Data not available.

NOTE: The term "(partial)" denotes incomplete coverage of the index category.

Table 5. Producer price indexes and percent changes for selected commodity groupings of intermediate demand by commodity type category¹
[1982=100, unless otherwise indicated]

| Grouping | Commodity code | Other index base | Unadjusted index | | | Unadjusted percent change to July 2021 from: | | Seasonally adjusted percent change from: | | |
|--|----------------|------------------|------------------------|------------------------|------------------------|--|-----------|--|-------------|--------------|
| | | | Mar. 2021 ² | June 2021 ² | July 2021 ² | July 2020 | June 2021 | Apr. to May | May to June | June to July |
| Processed goods for intermediate demand..... | | | 215.5 | 231.4 | 235.5 | 22.9 | 1.8 | 2.8 | 1.9 | 1.7 |
| Processed foods and feeds..... | | | 208.7 | 225.9 | 221.0 | 13.7 | -2.2 | 2.5 | 1.7 | -1.6 |
| Meats..... | 02-21 | | 195.7 | 246.8 | 222.6 | 29.4 | -9.8 | 4.5 | 4.7 | -7.6 |
| Processed poultry..... | 02-22 | | 170.7 | 198.1 | 185.4 | 18.8 | -6.4 | 2.7 | 6.4 | -7.1 |
| Dairy products..... | 02-3 | | 198.8 | 207.5 | 206.9 | -1.6 | -0.3 | 1.4 | -0.5 | -0.5 |
| Processed fruits and vegetables ³ | 02-4 | | 216.0 | 217.5 | 217.4 | 2.3 | 0.0 | 0.1 | 0.0 | 0.0 |
| Refined sugar and byproducts ³ | 02-53 | | 189.6 | 194.6 | 191.1 | 4.3 | -1.8 | 1.0 | 1.8 | -1.8 |
| Fats and oils ³ | 02-7 | | 298.1 | 340.4 | 351.3 | 46.7 | 3.2 | 7.9 | 1.4 | 3.2 |
| Prepared animal feeds..... | 02-9 | | 219.0 | 226.2 | 225.1 | 19.2 | -0.5 | 2.0 | 1.7 | 0.2 |
| Processed materials less foods and feeds..... | | | 216.2 | 231.9 | 236.9 | 23.8 | 2.2 | 2.8 | 1.9 | 2.0 |
| Synthetic fibers ³ | 03-1 | | 139.9 | 143.7 | 148.0 | 16.1 | 3.0 | 0.3 | 2.4 | 3.0 |
| Processed yarns and threads ³ | 03-2 | | 149.0 | 157.0 | 158.3 | 16.4 | 0.8 | 1.9 | 1.0 | 0.8 |
| Finished fabrics ³ | 03-4 | | 170.3 | 176.1 | 178.7 | 9.9 | 1.5 | 1.0 | 1.9 | 1.5 |
| Liquefied petroleum gas ³ | 05-32 | | 163.6 | 161.6 | 184.6 | 102.6 | 14.2 | 7.1 | 12.1 | 14.2 |
| Commercial electric power..... | 05-42 | | 205.9 | 220.4 | 222.1 | 4.9 | 0.8 | -1.1 | 3.8 | 0.2 |
| Industrial electric power..... | 05-43 | | 253.2 | 260.8 | 263.3 | 3.9 | 1.0 | 0.0 | 3.0 | -0.2 |
| Commercial natural gas..... | 05-52 | 12/90 | 212.7 | 220.2 | 222.6 | 24.7 | 1.1 | 2.7 | 2.0 | 1.5 |
| Industrial natural gas..... | 05-53 | 12/90 | 161.7 | 185.5 | 179.9 | 41.1 | -3.0 | 4.8 | 4.5 | -2.6 |
| Natural gas to electric utilities..... | 05-54 | 12/90 | 163.0 | 168.2 | 206.6 | 72.3 | 22.8 | 34.0 | -18.9 | 24.3 |
| Gasoline..... | 05-71 | | 202.4 | 221.8 | 239.6 | 78.0 | 8.0 | 2.2 | 2.8 | 6.2 |
| Jet fuel ³ | 05-72-03 | | 179.7 | 194.1 | 206.1 | 76.6 | 6.2 | 6.7 | 3.7 | 6.2 |
| No. 2 diesel fuel..... | 05-73-03 | | 304.1 | 313.4 | 326.0 | 81.9 | 4.0 | 9.2 | -3.6 | 3.5 |
| Residual fuels ³ | 05-74 | | 201.1 | 202.3 | 216.2 | 137.3 | 6.9 | 5.6 | 1.2 | 6.9 |
| Finished lubricants ³ | 05-76 | | 450.5 | 463.5 | 473.6 | 9.3 | 2.2 | 0.4 | 0.1 | 2.2 |
| Lubricating oil base stocks ³ | 05-78 | 06/09 | 121.5 | 164.5 | 179.4 | 114.6 | 9.1 | 7.5 | 16.1 | 9.1 |
| Asphalt..... | 05-81-02 | 06/85 | 207.9 | 232.2 | 247.3 | 57.1 | 6.5 | -15.4 | 6.8 | -2.2 |
| Basic inorganic chemicals ³ | 06-13 | | 278.1 | 287.5 | 293.4 | 7.5 | 2.1 | 1.4 | 0.8 | 2.1 |
| Basic organic chemicals..... | 06-14 | | 281.5 | 318.9 | 320.8 | 52.5 | 0.6 | 1.2 | 5.1 | 0.8 |
| Prepared paint ³ | 06-21 | | 313.8 | 323.7 | 332.6 | 8.4 | 2.7 | 0.8 | 0.9 | 2.7 |
| Paint materials ³ | 06-22 | | 278.2 | 282.8 | 285.0 | 7.3 | 0.8 | 1.4 | 0.1 | 0.8 |
| Medicinal and botanical chemicals ³ | 06-31 | | 181.3 | 181.2 | 181.3 | 1.1 | 0.1 | 0.0 | 0.1 | 0.1 |
| Biological products, including diagnostics..... | 06-37 | | 293.9 | 296.1 | 296.6 | 5.3 | 0.2 | 0.2 | 1.0 | 0.0 |
| Fats and oils, inedible ³ | 06-4 | | 287.0 | 384.0 | 384.3 | 101.1 | 0.1 | 15.3 | 5.2 | 0.1 |
| Nitrogenates..... | 06-52-01 | | 282.0 | 347.1 | 363.1 | 53.9 | 4.6 | 7.7 | 9.1 | 7.5 |
| Phosphates..... | 06-52-02 | | 244.3 | 296.2 | 306.8 | 85.4 | 3.6 | 11.3 | 8.0 | 8.0 |
| Other agricultural chemicals ³ | 06-53 | | 195.4 | 196.3 | 196.4 | 0.6 | 0.1 | 0.0 | 0.4 | 0.1 |
| Plastic resins and materials..... | 06-6 | | 274.0 | 313.6 | 320.6 | 55.4 | 2.2 | 0.7 | 5.1 | 2.2 |
| Industrial gases ³ | 06-79-03 | | 283.4 | 286.2 | 293.4 | 10.0 | 2.5 | -0.9 | 0.9 | 2.5 |
| Adhesives and sealants ³ | 06-79-04 | 12/83 | 274.1 | 279.8 | 285.7 | 6.1 | 2.1 | 1.5 | 0.3 | 2.1 |
| Synthetic rubber ³ | 07-11-02 | | 201.0 | 221.3 | 228.3 | 24.2 | 3.2 | 2.8 | 3.3 | 3.2 |
| Tires ³ | 07-12-01 | | 151.0 | 153.5 | 159.2 | 6.5 | 3.7 | 0.9 | 0.4 | 3.7 |
| Plastic construction products ³ | 07-21 | | 252.7 | 279.6 | 292.2 | 26.7 | 4.5 | 2.8 | 3.1 | 4.5 |
| Unsupported plastic film, sheet, other shapes ³ | 07-22 | | 231.8 | 251.5 | 257.6 | 18.1 | 2.4 | 3.3 | 3.9 | 2.4 |
| Parts for manufacturing from plastics ³ | 07-26 | | 155.6 | 163.7 | 165.8 | 8.7 | 1.3 | 2.2 | 1.4 | 1.3 |
| Plastic packaging products ³ | 07-2A | 12/06 | 117.7 | 128.5 | 132.7 | 18.6 | 3.3 | 1.7 | 2.1 | 3.3 |
| Softwood lumber..... | 08-11 | | 441.8 | 553.8 | 393.0 | 45.0 | -29.0 | 19.2 | -0.7 | -29.0 |
| Hardwood lumber ³ | 08-12 | | 254.2 | 278.7 | 296.2 | 45.8 | 6.3 | 3.9 | 0.0 | 6.3 |
| Millwork..... | 08-2 | | 300.0 | 329.9 | 330.3 | 21.8 | 0.1 | 4.8 | 3.0 | 0.2 |
| Plywood ³ | 08-3 | | 326.7 | 452.0 | 463.7 | 102.8 | 2.6 | 14.0 | 15.2 | 2.6 |
| Paper ² | 09-13 | | 201.7 | 212.0 | 217.2 | 11.6 | 2.5 | 1.4 | 2.4 | 2.5 |
| Paperboard ³ | 09-14 | | 275.4 | 293.0 | 297.5 | 16.2 | 1.5 | 2.9 | 1.6 | 1.5 |
| Paper boxes and containers ³ | 09-15-03 | | 277.6 | 282.1 | 290.0 | 8.5 | 2.8 | 1.0 | 0.0 | 2.8 |
| Building paper and board ³ | 09-2 | | 390.7 | 498.3 | 531.7 | 121.7 | 6.7 | 10.8 | 11.3 | 6.7 |
| Commercial printing ³ | 09-47 | 06/82 | 180.8 | 185.2 | 184.7 | 3.8 | -0.3 | 1.6 | 0.2 | -0.3 |
| Foundry and forge shop products ³ | 10-15 | | 223.5 | 230.9 | 234.9 | 9.5 | 1.7 | 0.2 | 1.4 | 1.7 |
| Steel mill products ³ | 10-17 | | 266.4 | 340.4 | 377.2 | 108.6 | 10.8 | 2.4 | 6.2 | 10.8 |
| Primary nonferrous metals ³ | 10-22 | | 223.2 | 250.9 | 250.0 | 29.9 | -0.4 | 13.6 | -6.5 | -0.4 |
| Secondary nonferrous metals ³ | 10-24 | | 289.3 | 310.4 | 320.3 | 28.2 | 3.2 | 3.8 | 1.7 | 3.2 |
| Aluminum mill shapes ³ | 10-25-01 | | 200.3 | 225.7 | 229.1 | 33.2 | 1.5 | 2.7 | 2.5 | 1.5 |
| Copper and brass mill shapes ³ | 10-25-02 | | 537.5 | 607.2 | 598.5 | 49.0 | -1.4 | 8.0 | 4.3 | -1.4 |
| Nonferrous wire and cable ³ | 10-26 | | 286.5 | 320.5 | 321.0 | 31.5 | 0.2 | 4.2 | 2.2 | 0.2 |
| Nonferrous foundry shop products..... | 10-28 | | 223.6 | 231.2 | 233.2 | 10.3 | 0.9 | 1.5 | 0.7 | 1.2 |
| Metal containers ³ | 10-3 | | 173.9 | 176.6 | 184.8 | 14.0 | 4.6 | 0.8 | 1.3 | 4.6 |
| Hardware ³ | 10-4 | | 232.9 | 242.8 | 247.1 | 8.5 | 1.8 | 1.5 | 2.4 | 1.8 |
| Plumbing fixtures and brass fittings..... | 10-5 | | 293.0 | 295.8 | 296.5 | 3.5 | 0.2 | 0.1 | 0.7 | 0.3 |
| Heating equipment ³ | 10-6 | | 294.3 | 311.8 | 314.1 | 10.7 | 0.7 | 0.1 | 3.0 | 0.7 |
| Fabricated structural metal products..... | 10-7 | | 263.3 | 297.9 | 306.2 | 28.8 | 2.8 | 5.0 | 5.9 | 2.9 |

See footnotes at end of table.

Table 5. Producer price indexes and percent changes for selected commodity groupings of intermediate demand by commodity type category¹ — Continued
[1982=100, unless otherwise indicated]

| Grouping | Commodity code | Other index base | Unadjusted index | | | Unadjusted percent change to July 2021 from: | | Seasonally adjusted percent change from: | | |
|--|----------------|------------------|------------------------|------------------------|------------------------|--|-----------|--|-------------|--------------|
| | | | Mar. 2021 ² | June 2021 ² | July 2021 ² | July 2020 | June 2021 | Apr. to May | May to June | June to July |
| Bolts, nuts, screws, rivets, and washers ³ | 10-81 | 00/82 | 221.8 | 230.9 | 232.9 | 6.2 | 0.9 | -1.0 | 1.5 | 0.9 |
| Lighting fixtures ³ | 10-83 | 00/82 | 190.9 | 195.2 | 197.0 | 5.0 | 0.9 | 0.8 | 0.3 | 0.9 |
| Fabricated ferrous wire products ³ | 10-88 | 06/82 | 270.3 | 288.8 | 294.4 | 16.6 | 1.9 | 4.0 | 2.2 | 1.9 |
| Other miscellaneous metal products ³ | 10-89 | | 170.1 | 176.2 | 177.8 | 6.8 | 0.9 | 0.8 | 1.4 | 0.9 |
| Fluid power equipment..... | 11-43 | | 273.0 | 280.0 | 281.9 | 4.2 | 0.7 | 2.0 | 0.0 | 0.7 |
| Mechanical power transmission equipment ³ | 11-45 | | 287.3 | 294.2 | 298.9 | 5.4 | 1.6 | 1.0 | 1.4 | 1.6 |
| Air conditioning and refrigeration equipment..... | 11-48 | | 212.5 | 220.3 | 222.1 | 9.0 | 0.8 | 1.2 | 1.6 | 0.9 |
| Metal valves, except fluid power..... | 11-49-02 | 12/82 | 353.2 | 356.5 | 358.7 | 3.4 | 0.6 | 1.0 | 0.3 | 0.9 |
| Ball and roller bearings ³ | 11-49-05 | | 288.0 | 288.9 | 292.3 | 3.7 | 1.2 | 0.5 | -0.4 | 1.2 |
| Wiring devices ³ | 11-71 | | 259.1 | 277.5 | 290.7 | 20.8 | 4.8 | 2.7 | 3.1 | 4.8 |
| Motors, generators, motor generator sets ³ | 11-73 | | 227.3 | 228.7 | 230.7 | 3.8 | 0.9 | 0.6 | -0.1 | 0.9 |
| Switchgear, switchboard, and industrial controls equip. ³ | 14-75 | | 239.1 | 243.3 | 246.6 | 4.2 | 1.4 | 0.7 | 0.3 | 1.4 |
| Electronic components and accessories..... | 11-78 | | 64.3 | 64.7 | 64.5 | -0.3 | -0.3 | 0.6 | 0.3 | -0.3 |
| Internal combustion engines ³ | 11-94 | | 171.6 | 172.2 | 172.4 | 0.8 | 0.1 | -0.1 | 0.0 | 0.1 |
| Machine shop products ³ | 11-95 | | 195.9 | 196.5 | 197.2 | 0.8 | 0.4 | 0.2 | -0.1 | 0.4 |
| Flat glass ³ | 13-11 | | 142.2 | 148.2 | 149.1 | 7.3 | 0.6 | 0.2 | 2.5 | 0.6 |
| Cement..... | 13-22 | | 264.4 | 271.5 | 271.3 | 3.2 | -0.1 | 0.0 | 1.7 | 0.3 |
| Concrete products..... | 13-3 | | 285.1 | 292.0 | 292.9 | 4.5 | 0.3 | 0.6 | 1.3 | 0.3 |
| Asphalt felts and coatings ³ | 13-6 | | 257.1 | 272.6 | 275.7 | 10.0 | 1.1 | 3.1 | 0.7 | 1.1 |
| Paving mixtures and blocks..... | 13-94 | | 336.3 | 319.9 | 320.9 | 5.9 | 0.3 | 2.4 | 1.9 | 0.1 |
| Motor vehicle parts ³ | 14-12 | | 129.7 | 130.6 | 132.4 | 3.5 | 1.4 | 0.3 | -0.4 | 1.4 |
| Aircraft engines and engine parts..... | 14-23 | 12/85 | 234.7 | 234.4 | 236.2 | 1.9 | 0.8 | 0.0 | 0.0 | 0.8 |
| Aircraft parts and auxiliary equipment, n.e.c..... | 14-25 | 06/85 | 192.9 | 193.3 | 193.4 | 0.6 | 0.1 | 0.0 | -0.1 | 0.2 |
| Medical, surgical, and personal aid devices..... | 15-6 | | 185.5 | 188.1 | 188.3 | 1.8 | 0.1 | 0.9 | 0.1 | 0.1 |
| Unprocessed goods for intermediate demand..... | | | 216.9 | 244.3 | 246.8 | 55.0 | 1.0 | 8.4 | 2.6 | 1.4 |
| Unprocessed foodstuffs and feedstuffs..... | | | 184.5 | 211.0 | 204.5 | 33.3 | -3.1 | 6.4 | 0.7 | -2.5 |
| Wheat ³ | 01-21 | | 188.1 | 196.5 | 204.5 | 46.2 | 4.1 | 19.9 | -9.1 | 4.1 |
| Corn..... | 01-22-02 | | 222.8 | 282.8 | 265.5 | 108.7 | -6.1 | 28.9 | -9.0 | -4.8 |
| Slaughter cattle..... | 01-31 | | 167.9 | 185.9 | 184.9 | 23.6 | -0.5 | 0.2 | 7.0 | 0.0 |
| Slaughter hogs..... | 01-32 | | 111.0 | 154.1 | 139.8 | 135.4 | -9.3 | -12.9 | 0.9 | -8.2 |
| Slaughter chickens..... | 01-41-02 | | 225.4 | 300.3 | 294.4 | 59.7 | -2.0 | 1.5 | 5.6 | 2.7 |
| Slaughter turkeys..... | 01-42 | | 231.6 | 247.3 | 259.3 | 17.9 | 4.9 | 1.3 | 3.9 | 3.9 |
| Raw milk..... | 01-6 | | 132.7 | 139.5 | 132.9 | -15.0 | -4.7 | 10.7 | 5.5 | -5.5 |
| Alfalfa hay ³ | 01-81 | | 352.0 | 399.9 | 367.6 | 9.4 | -8.1 | 17.0 | 15.0 | -8.1 |
| Oilseeds..... | 01-83-01 | | 266.1 | 271.4 | 267.2 | 62.8 | -1.5 | 19.5 | -11.7 | -5.1 |
| Raw cane sugar and byproducts ³ | 02-52-01 | | 173.0 | 175.2 | 175.2 | -0.6 | 0.0 | 0.7 | 0.4 | 0.0 |
| Unprocessed nonfood materials..... | | | 230.0 | 256.7 | 265.7 | 70.9 | 3.5 | 9.6 | 3.8 | 3.7 |
| Raw cotton ³ | 01-51 | | 127.9 | 130.3 | 135.8 | 43.1 | 4.2 | 7.3 | -2.8 | 4.2 |
| Hides and skins..... | 04-1 | | 149.7 | 211.4 | 246.9 | 133.4 | 16.8 | 3.0 | 13.5 | 15.6 |
| Coal..... | 05-1 | | 187.2 | 192.6 | 193.1 | 2.6 | 0.3 | -0.1 | 0.7 | 0.6 |
| Natural gas ³ | 05-31 | | 110.4 | 115.9 | 131.5 | 146.7 | 13.5 | 9.5 | 1.7 | 13.5 |
| Crude petroleum ³ | 05-61 | | 169.1 | 196.9 | 202.9 | 102.9 | 3.0 | 12.8 | 9.9 | 3.0 |
| Logs, bolts, timber, pulpwood, and woodchips ³ | 08-5 | | 260.0 | 260.4 | 266.0 | 14.2 | 2.2 | -0.7 | 0.7 | 2.2 |
| Recyclable paper ³ | 09-12 | | 315.2 | 385.7 | 470.1 | 81.3 | 21.9 | 3.0 | 13.2 | 21.9 |
| Iron ores..... | 10-11 | | 155.0 | 161.5 | 185.0 | 23.7 | 14.6 | -1.3 | 1.4 | 16.5 |
| Iron and steel scrap ³ | 10-12 | | 653.9 | 723.8 | 729.5 | 103.8 | 0.8 | 5.0 | 9.9 | 0.8 |
| Nonferrous metal ores ³ | 10-21 | 12/83 | 472.5 | 551.2 | 517.8 | 19.3 | -6.1 | 10.3 | 1.6 | -6.1 |
| Copper base scrap ³ | 10-23-01 | | 602.4 | 644.3 | 648.8 | 47.8 | 0.7 | 10.7 | -6.1 | 0.7 |
| Aluminum base scrap..... | 10-23-02 | | 218.0 | 266.9 | 263.5 | 85.3 | -1.3 | 9.4 | 10.4 | -0.6 |
| Construction sand, gravel, and crushed stone..... | 13-21 | | 375.5 | 380.5 | 381.1 | 4.1 | 0.2 | 0.9 | -0.1 | 0.4 |
| Services for intermediate demand..... | | | 127.4 | 130.5 | 131.7 | 9.2 | 0.9 | 0.8 | 1.1 | 1.0 |
| Trade services for intermediate demand ⁴ | | | 142.1 | 149.6 | 152.7 | 17.9 | 2.1 | 1.7 | 2.5 | 2.1 |
| Machinery and equipment parts and supplies wholesaling ³ | 57-11-02 | 03/09 | 151.7 | 148.4 | 155.2 | 17.9 | 4.6 | -0.9 | -1.6 | 4.6 |
| Building materials, paint, and hardware wholesaling..... | 57-3 | 03/09 | 106.5 | 114.2 | 115.4 | 11.3 | 1.1 | 3.6 | 1.4 | 1.4 |
| Metals, minerals, and ores wholesaling ³ | 57-4 | 03/09 | 235.2 | 294.2 | 309.6 | 90.2 | 5.2 | 6.4 | 13.9 | 5.2 |
| Chemicals and allied products wholesaling ³ | 57-5 | 03/09 | 115.9 | 117.5 | 115.6 | -1.9 | -1.6 | 2.8 | 0.7 | -1.6 |
| Paper and plastics products wholesaling ³ | 57-6 | 03/09 | 151.2 | 155.3 | 156.3 | 10.5 | 0.6 | 2.4 | 0.2 | 0.6 |
| Food wholesaling ³ | 57-81-01 | 03/09 | 114.5 | 117.2 | 115.8 | 1.8 | -1.2 | 1.7 | 0.3 | -1.2 |
| Automotive parts, including tires, retailing ³ | 58-61-02 | 03/09 | 124.2 | 123.6 | 124.7 | 8.5 | 0.9 | -0.6 | 0.5 | 0.9 |
| Hardware, building material, and supplies retailing..... | 58-D | 03/09 | 168.6 | 209.6 | 211.3 | 55.9 | 0.8 | 6.9 | 10.6 | 0.4 |
| Transportation and warehousing services for intermediate demand..... | | | 133.0 | 140.1 | 141.0 | 11.0 | 0.6 | 1.5 | 2.1 | 0.6 |
| Rail transportation of freight and mail ⁹ | 30-11 | 12/08 | 131.9 | 134.9 | 135.2 | 6.5 | 0.2 | 1.1 | 0.4 | 0.2 |
| Truck transportation of freight ³ | 30-12 | 06/09 | 133.8 | 140.1 | 140.9 | 13.8 | 0.6 | 3.9 | 0.3 | 0.6 |
| Water transportation of freight ³ | 30-13 | 06/09 | 116.9 | 123.2 | 122.1 | 4.4 | -0.9 | -0.3 | 3.5 | -0.9 |
| Air transportation of freight ⁹ | 30-14 | 12/08 | 115.7 | 116.7 | 114.3 | -1.9 | -2.1 | -5.0 | 4.7 | -2.1 |
| Pipeline transportation of petroleum products..... | 30-15-01 | 12/08 | 166.9 | 166.9 | 169.8 | 1.9 | 1.7 | 0.2 | 0.0 | -0.2 |
| U.S. Postal Service..... | 30-16-01 | 06/89 | 242.2 | 242.2 | 242.2 | 2.0 | 0.0 | 0.3 | 0.1 | 0.1 |

See footnotes at end of table.

Table 5. Producer price indexes and percent changes for selected commodity groupings of intermediate demand by commodity type category¹ — Continued
 [1982=100, unless otherwise indicated]

| Grouping | Commodity code | Other index base | Unadjusted index | | | Unadjusted percent change to July 2021 from: | | Seasonally adjusted percent change from: | | |
|--|----------------|------------------|------------------------|------------------------|------------------------|--|-----------|--|-------------|--------------|
| | | | Mar. 2021 ² | June 2021 ² | July 2021 ² | July 2020 | June 2021 | Apr. to May | May to June | June to July |
| Courier and messenger services, except air mail..... | 30-16-02 | 04/09 | 177.0 | 177.2 | 177.8 | 6.1 | 0.3 | 0.3 | 0.4 | 0.8 |
| Air mail and package delivery services, excluding by USPS..... | 30-16-03 | 04/09 | 195.1 | 195.9 | 198.4 | 10.2 | 1.3 | 0.7 | 1.0 | 1.4 |
| Transportation of passengers (partial)..... | 30-2 | 06/09 | 104.3 | 116.5 | 126.0 | 11.9 | 8.2 | -1.3 | 2.5 | 9.0 |
| Services related to water transportation..... | 31-1 | 06/09 | 127.5 | 128.6 | 128.6 | 4.3 | 0.0 | -0.4 | 1.2 | -0.5 |
| Arrangement of freight and cargo ³ | 31-31 | 12/08 | 114.9 | 163.3 | 159.3 | 68.2 | -2.4 | 6.0 | 20.5 | -2.4 |
| Warehousing, storage, and related services ³ | 32-1 | 12/08 | 109.6 | 110.3 | 111.4 | 5.8 | 1.0 | 0.2 | -0.3 | 1.0 |
| Services less trade, transportation, and warehousing for intermediate demand..... | | 11/09 | 122.4 | 123.7 | 124.4 | 6.3 | 0.6 | 0.3 | 0.4 | 0.7 |
| Network compensation from broadcast TV, cable TV, radio ³ | 35 | 06/09 | 152.4 | 152.7 | 152.7 | 4.2 | 0.0 | 0.2 | 0.3 | 0.0 |
| Advertising space sales in periodicals and newspapers ³ | 36-11 | 06/09 | 101.4 | 100.4 | 99.3 | -2.1 | -1.1 | 0.2 | -0.8 | -1.1 |
| Advertising space sales in directories and mail lists ³ | 36-12 | 12/08 | 100.8 | 100.8 | 100.9 | 0.1 | 0.1 | 0.0 | 0.0 | 0.1 |
| Television advertising time sales..... | 36-2 | 06/09 | 108.9 | 107.4 | 102.9 | 6.1 | -4.2 | -4.4 | 3.6 | 0.6 |
| Radio advertising time sales..... | 36-3 | 03/09 | 90.0 | 96.2 | 96.8 | 8.8 | 0.6 | 0.8 | 0.3 | 0.4 |
| Internet advertising space sales, excluding Internet ads sold by print publishers ³ | 36-5 | 12/09 | 61.2 | 65.3 | 70.9 | 22.7 | 8.6 | 3.5 | 1.2 | 8.6 |
| Business wired telecommunication services ³ | 37-12 | 06/09 | 99.6 | 99.7 | 99.6 | -2.4 | -0.1 | 0.0 | 0.2 | -0.1 |
| Wireless telecommunication services..... | 37-2 | 06/09 | 64.5 | 64.5 | 64.6 | 0.9 | 0.2 | -0.2 | 0.2 | 0.2 |
| Cable and satellite subscriber services..... | 37-3 | 12/08 | 145.8 | 146.4 | 146.3 | 5.5 | -0.1 | 0.2 | 0.3 | 0.1 |
| Bundled wired telecommunication access services ³ | 37-5 | 12/11 | 114.9 | 115.3 | 114.4 | -0.6 | -0.8 | -1.4 | 1.8 | -0.8 |
| Data processing and related services ³ | 38-1 | 06/09 | 105.3 | 105.2 | 106.8 | 2.6 | 1.5 | 0.3 | 0.0 | 1.5 |
| Business loans (partial)..... | 39-11 | 04/09 | 191.8 | 194.2 | 194.9 | 27.0 | 0.4 | -0.3 | 1.1 | 2.8 |
| Deposit services (partial) ³ | 39-2 | 04/09 | 58.4 | 59.5 | 59.8 | -1.6 | 0.5 | -1.0 | 2.2 | 0.5 |
| Other credit intermediation, incl. trust services (partial) ³ | 39-3 | 04/09 | 104.2 | 104.2 | 104.0 | 4.5 | -0.2 | -0.4 | 0.3 | -0.2 |
| Securities brokerage, dealing, investment advice, and related services ³ | 40-1 | 06/09 | 160.2 | 158.4 | 168.2 | 20.4 | 6.2 | 1.9 | -0.4 | 6.2 |
| Portfolio management ³ | 40-2 | 12/08 | 269.0 | 277.9 | 272.8 | 17.9 | -1.8 | 2.0 | -0.3 | -1.8 |
| Investment banking ³ | 40-3 | 12/08 | 242.7 | 243.0 | 247.2 | 31.7 | 1.7 | 3.7 | 0.6 | 1.7 |
| Life insurance ³ | 41-11-01 | 03/09 | 105.5 | 105.5 | 105.6 | 0.3 | 0.1 | 0.5 | 0.0 | 0.1 |
| Health and medical insurance..... | 41-11-03 | 03/09 | 140.5 | 140.5 | 140.5 | 0.8 | 0.0 | 0.3 | 0.1 | 0.0 |
| Property and casualty insurance ³ | 41-11-04 | 03/09 | 123.4 | 124.0 | 124.4 | -1.0 | 0.3 | 0.0 | 0.4 | 0.3 |
| Annuities ³ | 41-2 | 03/09 | 117.2 | 117.1 | 117.2 | 0.3 | 0.1 | -0.7 | 0.4 | 0.1 |
| Commissions from sales of insurance ³ | 42-1 | 06/09 | 108.9 | 109.1 | 109.0 | 0.4 | -0.1 | 0.0 | 0.0 | -0.1 |
| Nonresidential real estate rents ³ | 43-11 | 06/09 | 119.2 | 120.9 | 123.5 | 3.9 | 2.2 | -0.1 | 1.1 | 2.2 |
| Nonresidential property sales and leases ³ | 43-12 | 12/08 | 131.5 | 133.0 | 134.0 | 3.7 | 0.8 | 0.1 | 0.5 | 0.8 |
| Residential property management fees ³ | 43-22 | 12/08 | 119.0 | 125.5 | 123.4 | 4.3 | -1.7 | -0.1 | 5.0 | -1.7 |
| Passenger car rental..... | 44-1 | 03/09 | 93.8 | 117.6 | 123.5 | 42.8 | 5.0 | 5.4 | 4.4 | -2.8 |
| Truck, utility trailer, and RV rental and leasing ³ | 44-2 | 06/09 | 115.8 | 116.6 | 117.2 | 4.5 | 0.5 | 1.2 | -1.5 | 0.5 |
| Construction, mining, and forestry machinery and equipment rental and leasing ³ | 44-3 | 03/09 | 95.3 | 95.3 | 95.6 | -0.2 | 0.3 | -0.2 | 0.0 | 0.3 |
| Legal services..... | 45-1 | 03/09 | 145.1 | 146.8 | 147.2 | 3.3 | 0.3 | 0.3 | 0.2 | 0.5 |
| Accounting services (partial)..... | 45-2 | 06/09 | 116.4 | 115.1 | 112.5 | 2.3 | -2.3 | 0.9 | 0.2 | -2.3 |
| Architectural and engineering services ³ | 45-3 | 06/09 | 121.1 | 121.4 | 121.6 | 3.3 | 0.2 | 0.3 | 0.1 | 0.2 |
| Management, scientific, and technical consulting services..... | 45-4 | 06/09 | 112.1 | 112.7 | 113.4 | 15.5 | 0.6 | 0.0 | -0.1 | 0.6 |
| Advertising and related services (partial) ³ | 45-5 | 12/08 | 107.6 | 107.8 | 107.8 | 0.6 | 0.0 | 0.2 | -0.1 | 0.0 |
| Permanent placement services ³ | 46-1 | 03/09 | 116.4 | 118.5 | 119.0 | 2.1 | 0.4 | 1.3 | 0.1 | 0.4 |
| Executive search services ³ | 46-2 | 12/08 | 98.6 | 99.8 | 99.2 | 1.0 | -0.6 | -1.6 | 1.6 | -0.6 |
| Staffing services..... | 46-3 | 06/09 | 119.7 | 122.5 | 122.4 | 3.2 | -0.1 | 0.2 | -0.4 | -0.2 |
| Security guard services ³ | 48-1 | 03/09 | 124.2 | 125.8 | 126.3 | 3.5 | 0.4 | 0.0 | 0.1 | 0.4 |
| Janitorial services ³ | 49-1 | 03/09 | 112.6 | 112.8 | 114.6 | 2.0 | 1.6 | 0.0 | 0.1 | 1.6 |
| Waste collection..... | 50-1 | 12/08 | 141.8 | 140.2 | 140.0 | 3.9 | -0.1 | 0.0 | 0.2 | 0.0 |
| Traveler accommodation services..... | 53-11 | 06/09 | 108.2 | 111.8 | 122.7 | 18.8 | 9.7 | -2.2 | 3.9 | 6.2 |
| Commercial and industrial machinery and equipment repair and maintenance ³ | 55-1 | 03/09 | 129.5 | 130.6 | 130.6 | 2.5 | 0.0 | 0.9 | 0.5 | 0.0 |
| Aircraft repair and maintenance..... | 55-4 | 04/09 | 130.0 | 129.6 | 132.1 | 4.2 | 1.9 | 0.9 | 0.1 | 2.0 |
| Metal treatment services ³ | 59-1 | 12/84 | 193.4 | 196.7 | 198.9 | 4.9 | 1.1 | 0.6 | 0.4 | 1.1 |
| Construction for intermediate demand..... | | 11/09 | 120.1 | 125.7 | 125.3 | 4.9 | -0.3 | 1.2 | 3.5 | -0.3 |
| Maintenance and repair of non-residential buildings (partial) ³ | 80-2 | 12/10 | 121.4 | 127.0 | 126.6 | 4.8 | -0.3 | 1.2 | 3.4 | -0.3 |

¹ Further information about the Final Demand-Intermediate Demand Aggregation system is available online at <https://www.bls.gov/ppi/fdidaggregation.htm>

² The indexes for March 2021 have been recalculated to incorporate late reports and corrections by respondents. All indexes are subject to revision 4 months after original publication.

³ Not seasonally adjusted.

⁴ Trade indexes measure changes in margins received by wholesalers and retailers.

"-" Data not available.

NOTE: The term "(partial)" denotes incomplete coverage of the index category.

Table 6. Producer price indexes and percent changes for selected commodity groupings of intermediate demand by production flow category¹
 [1982=100, unless otherwise indicated]

| Grouping | Commodity code | Other index base | Unadjusted index | | | Unadjusted percent change to July 2021 from: | | Seasonally adjusted percent change from: | | |
|--|----------------|------------------|------------------------|------------------------|------------------------|--|-----------|--|-------------|--------------|
| | | | Mar. 2021 ² | June 2021 ² | July 2021 ² | July 2020 | June 2021 | Apr. to May | May to June | June to July |
| Stage 4 intermediate demand.³ | | 11/09 | 126.8 | 131.7 | 133.1 | 12.0 | 1.1 | 1.5 | 1.1 | 1.1 |
| Stage 4 intermediate demand goods | | 04/10 | 120.3 | 127.7 | 129.0 | 15.0 | 1.0 | 2.4 | 1.5 | 1.1 |
| Grains | 01-2 | | 215.5 | 260.9 | 249.7 | 87.0 | -4.3 | 25.7 | -8.6 | -3.2 |
| Meats | 02-21 | | 195.7 | 246.8 | 222.6 | 29.4 | -9.8 | 4.5 | 4.7 | -7.6 |
| Unprocessed and packaged fish | 02-23 | | 369.7 | 397.6 | 406.2 | 16.7 | 2.2 | 3.7 | -1.8 | 1.6 |
| Dairy products | 02-3 | | 198.8 | 207.5 | 206.9 | -1.6 | -0.3 | 1.4 | -0.5 | -0.5 |
| Commercial electric power | 05-42 | | 205.9 | 220.4 | 222.1 | 4.9 | 0.8 | -1.1 | 3.8 | 0.2 |
| Industrial electric power | 05-43 | | 253.2 | 260.8 | 263.3 | 3.9 | 1.0 | 0.0 | 3.0 | -0.2 |
| Gasoline | 05-71 | | 202.4 | 221.8 | 239.6 | 78.0 | 8.0 | 2.2 | 2.8 | 6.2 |
| No. 2 diesel fuel | 05-73-03 | | 304.1 | 313.4 | 326.0 | 81.9 | 4.0 | 9.2 | -3.6 | 3.5 |
| Basic organic chemicals | 06-14 | | 281.5 | 318.9 | 320.8 | 52.5 | 0.6 | 1.2 | 5.1 | 0.8 |
| Prepared paint ³ | 06-21 | | 313.8 | 323.7 | 332.6 | 8.4 | 2.7 | 0.8 | 0.9 | 2.7 |
| Medicinal and botanical chemicals ³ | 06-31 | | 181.3 | 181.2 | 181.3 | 1.1 | 0.1 | 0.0 | 0.1 | 0.1 |
| Biological products, including diagnostics | 06-37 | | 293.9 | 296.1 | 296.6 | 5.3 | 0.2 | 0.2 | 1.0 | 0.0 |
| Pharmaceutical preparations | 06-38 | 06/01 | 278.1 | 277.6 | 277.6 | 1.0 | 0.0 | 0.2 | 0.2 | 0.1 |
| Plastic construction products ³ | 07-21 | 00/82 | 252.7 | 279.6 | 292.2 | 26.7 | 4.5 | 2.8 | 3.1 | 4.5 |
| Unsupported plastic film, sheet, and other shapes ³ | 07-22 | | 231.8 | 251.5 | 257.6 | 18.1 | 2.4 | 3.3 | 3.9 | 2.4 |
| Parts for manufacturing from plastics ³ | 07-26 | | 155.6 | 163.7 | 165.8 | 8.7 | 1.3 | 2.2 | 1.4 | 1.3 |
| Plastic packaging products ³ | 07-2A | 12/06 | 117.7 | 128.5 | 132.7 | 18.6 | 3.3 | 1.7 | 2.1 | 3.3 |
| Lumber | 08-1 | 00/82 | 365.8 | 444.5 | 350.0 | 45.2 | -21.3 | 15.5 | -0.6 | -21.2 |
| Millwork | 08-2 | | 300.0 | 329.9 | 330.3 | 21.8 | 0.1 | 4.8 | 3.0 | 0.2 |
| Paper boxes and containers ³ | 09-15-03 | | 277.6 | 282.1 | 290.0 | 8.5 | 2.8 | 1.0 | 0.0 | 2.8 |
| Commercial printing ³ | 09-47 | 06/82 | 180.8 | 185.2 | 184.7 | 3.8 | -0.3 | 1.6 | 0.2 | -0.3 |
| Steel mill products ³ | 10-17 | | 266.4 | 340.4 | 377.2 | 108.6 | 10.8 | 2.4 | 6.2 | 10.8 |
| Nonferrous wire and cable ³ | 10-26 | | 286.5 | 320.5 | 321.0 | 31.5 | 0.2 | 4.2 | 2.2 | 0.2 |
| Fabricated structural metal products | 10-7 | | 263.3 | 297.9 | 306.2 | 28.8 | 2.8 | 5.0 | 5.9 | 2.9 |
| Other miscellaneous metal products ³ | 10-89 | | 170.1 | 176.2 | 177.8 | 6.8 | 0.9 | 0.8 | 1.4 | 0.9 |
| Air conditioning and refrigeration equipment | 11-48 | | 212.5 | 220.3 | 222.1 | 9.0 | 0.8 | 1.2 | 1.6 | 0.9 |
| Wiring devices ³ | 11-71 | | 259.1 | 277.5 | 290.7 | 20.8 | 4.8 | 2.7 | 3.1 | 4.8 |
| Electronic components and accessories | 11-78 | | 64.3 | 64.7 | 64.5 | -0.3 | -0.3 | 0.6 | 0.3 | -0.3 |
| Miscellaneous electrical machinery and equipment ³ | 11-79 | | 124.1 | 125.5 | 125.8 | 0.9 | 0.2 | 0.3 | 0.1 | 0.2 |
| Internal combustion engines ³ | 11-94 | | 171.6 | 172.2 | 172.4 | 0.8 | 0.1 | -0.1 | 0.0 | 0.1 |
| Machine shop products ³ | 11-95 | | 195.9 | 196.5 | 197.2 | 0.8 | 0.4 | 0.2 | -0.1 | 0.4 |
| Concrete ingredients and related products | 13-2 | | 328.9 | 334.4 | 334.7 | 3.9 | 0.1 | 0.7 | 0.3 | 0.3 |
| Concrete products | 13-3 | | 285.1 | 292.0 | 292.9 | 4.5 | 0.3 | 0.6 | 1.3 | 0.3 |
| Prepared asphalt, tar roofing and siding products ³ | 13-61 | | 258.8 | 275.4 | 278.9 | 10.9 | 1.3 | 3.5 | 0.5 | 1.3 |
| Paving mixtures and blocks | 13-94 | | 336.3 | 319.9 | 320.9 | 5.9 | 0.3 | 2.4 | 1.9 | 0.1 |
| Motor vehicle parts ³ | 14-12 | | 129.7 | 130.6 | 132.4 | 3.5 | 1.4 | 0.3 | -0.4 | 1.4 |
| Aircraft engines and engine parts | 14-23 | 12/85 | 234.7 | 234.4 | 236.2 | 1.9 | 0.8 | 0.0 | 0.0 | 0.8 |
| Aircraft parts and auxiliary equipment, n.e.c. | 14-25 | 06/85 | 192.9 | 193.3 | 193.4 | 0.6 | 0.1 | 0.0 | -0.1 | 0.2 |
| Medical, surgical and personal aid devices | 15-6 | | 185.5 | 188.1 | 188.3 | 1.8 | 0.1 | 0.9 | 0.1 | 0.1 |
| Stage 4 intermediate demand services | | 04/10 | 129.6 | 132.1 | 133.7 | 9.8 | 1.2 | 0.8 | 0.6 | 1.2 |
| Truck transportation of freight ³ | 30-12 | 06/09 | 133.8 | 140.1 | 140.9 | 13.8 | 0.6 | 3.9 | 0.3 | 0.6 |
| Courier, messenger, and U.S. postal services | 30-16 | 06/09 | 157.2 | 157.4 | 158.0 | 5.0 | 0.4 | 0.3 | 0.4 | 0.6 |
| Airline passenger services | 30-22 | 12/08 | 95.7 | 107.2 | 116.0 | 12.1 | 8.2 | -1.3 | 2.5 | 9.1 |
| Warehousing, storage, and related services ³ | 32-1 | 12/08 | 109.6 | 110.3 | 111.4 | 5.8 | 1.0 | 0.2 | -0.3 | 1.0 |
| Advertising space sales in periodicals and newspapers ³ | 36-11 | 06/09 | 101.4 | 100.4 | 99.3 | -2.1 | -1.1 | 0.2 | -0.8 | -1.1 |
| Data processing and related services ³ | 38-1 | 06/09 | 105.3 | 105.2 | 106.8 | 2.6 | 1.5 | 0.3 | 0.0 | 1.5 |
| Business loans (partial) | 39-11 | 04/09 | 191.8 | 194.2 | 194.9 | 27.0 | 0.4 | -0.3 | 1.1 | 2.8 |
| Deposit services (partial) ³ | 39-2 | 04/09 | 58.4 | 59.5 | 59.8 | -1.6 | 0.5 | -1.0 | 2.2 | 0.5 |
| Securities brokerage, dealing, investment advice, and related services ³ | 40-1 | 06/09 | 160.2 | 158.4 | 168.2 | 20.4 | 6.2 | 1.9 | -0.4 | 6.2 |
| Portfolio management ³ | 40-2 | 12/08 | 269.0 | 277.9 | 272.8 | 17.9 | -1.8 | 2.0 | -0.3 | -1.8 |
| Investment banking ³ | 40-3 | 12/08 | 242.7 | 243.0 | 247.2 | 31.7 | 1.7 | 3.7 | 0.6 | 1.7 |
| Insurance | 41-11 | 06/09 | 125.4 | 125.7 | 125.9 | -0.3 | 0.2 | 0.1 | 0.2 | 0.1 |
| Annuities ³ | 41-2 | 03/09 | 117.2 | 117.1 | 117.2 | 0.3 | 0.1 | -0.7 | 0.4 | 0.1 |
| Nonresidential real estate rents ³ | 43-11 | 06/09 | 119.2 | 120.9 | 123.5 | 3.9 | 2.2 | -0.1 | 1.1 | 2.2 |
| Nonresidential property sales and leases ³ | 43-12 | 12/08 | 131.5 | 133.0 | 134.0 | 3.7 | 0.8 | 0.1 | 0.5 | 0.8 |
| Nonresidential property management fees ³ | 43-13 | 12/08 | 88.9 | 93.3 | 87.3 | 2.5 | -6.4 | 0.6 | -0.2 | -6.4 |
| Residential property management fees ³ | 43-22 | 12/08 | 119.0 | 125.5 | 123.4 | 4.3 | -1.7 | -0.1 | 5.0 | -1.7 |
| Construction, mining, and forestry machinery and equipment rental and leasing ³ | 44-3 | 03/09 | 95.3 | 95.3 | 95.6 | -0.2 | 0.3 | -0.2 | 0.0 | 0.3 |
| Legal services | 45-1 | 03/09 | 145.1 | 146.8 | 147.2 | 3.3 | 0.3 | 0.3 | 0.2 | 0.5 |
| Advertising agency services ³ | 45-51 | 12/08 | 107.6 | 107.8 | 107.8 | 0.6 | 0.0 | 0.2 | -0.1 | 0.0 |
| Accounting services (partial) | 45-2 | 06/09 | 116.4 | 115.1 | 112.5 | 2.3 | -2.3 | 0.9 | 0.2 | -2.3 |
| Architectural and engineering services ³ | 45-3 | 06/09 | 121.1 | 121.4 | 121.6 | 3.3 | 0.2 | 0.3 | 0.1 | 0.2 |
| Management, scientific, and technical consulting services | 45-4 | 06/09 | 112.1 | 112.7 | 113.4 | 15.5 | 0.6 | 0.0 | -0.1 | 0.6 |
| Staffing services | 46-3 | 06/09 | 119.7 | 122.5 | 122.4 | 3.2 | -0.1 | 0.2 | -0.4 | -0.2 |

See footnotes at end of table.

Table 6. Producer price indexes and percent changes for selected commodity groupings of intermediate demand by production flow category¹ — Continued
 [1982=100, unless otherwise indicated]

| Grouping | Commodity code | Other index base | Unadjusted index | | | Unadjusted percent change to July 2021 from: | | Seasonally adjusted percent change from: | | |
|---|----------------|------------------|------------------------|------------------------|------------------------|--|-----------|--|-------------|--------------|
| | | | Mar. 2021 ² | June 2021 ² | July 2021 ² | July 2020 | June 2021 | Apr. to May | May to June | June to July |
| Janitorial services ³ | 49-1 | 03/09 | 112.6 | 112.8 | 114.6 | 2.0 | 1.6 | 0.0 | 0.1 | 1.6 |
| Commercial and industrial machinery and equipment repair and maintenance ³ | 55-1 | 03/09 | 129.5 | 130.6 | 130.6 | 2.5 | 0.0 | 0.9 | 0.5 | 0.0 |
| Machinery and equipment parts and supplies wholesaling ³ | 57-11-02 | 03/09 | 151.7 | 148.4 | 155.2 | 17.9 | 4.6 | -0.9 | -1.6 | 4.6 |
| Building materials, paint, and hardware wholesaling..... | 57-3 | 03/09 | 106.5 | 114.2 | 115.4 | 11.3 | 1.1 | 3.6 | 1.4 | 1.4 |
| Metals, minerals, and ores wholesaling ³ | 57-4 | 03/09 | 235.2 | 294.2 | 309.6 | 90.2 | 5.2 | 6.4 | 13.9 | 5.2 |
| Chemicals and allied products wholesaling ³ | 57-5 | 03/09 | 115.9 | 117.5 | 115.6 | -1.9 | -1.6 | 2.8 | 0.7 | -1.6 |
| Paper and plastics products wholesaling ³ | 57-6 | 03/09 | 151.2 | 155.3 | 156.3 | 10.5 | 0.6 | 2.4 | 0.2 | 0.6 |
| Food and alcohol wholesaling ³ | 57-8 | 06/09 | 116.9 | 119.5 | 118.2 | 2.2 | -1.1 | 1.6 | 0.4 | -1.1 |
| Hardware and building materials and supplies retailing..... | 58-D | 03/09 | 168.6 | 209.6 | 211.3 | 55.9 | 0.8 | 6.9 | 10.6 | 0.4 |
| Metal treatment services ³ | 59-1 | 12/84 | 193.4 | 196.7 | 198.9 | 4.9 | 1.1 | 0.6 | 0.4 | 1.1 |
| Stage 3 intermediate demand..... | | 11/09 | 125.1 | 133.9 | 135.1 | 20.2 | 0.9 | 2.1 | 2.1 | 1.1 |
| Stage 3 intermediate demand goods..... | | 04/10 | 115.0 | 127.7 | 129.4 | 32.0 | 1.3 | 3.6 | 2.4 | 1.5 |
| Slaughter cattle..... | 01-31 | | 167.9 | 185.9 | 184.9 | 23.6 | -0.5 | 0.2 | 7.0 | 0.0 |
| Slaughter hogs..... | 01-32 | | 111.0 | 154.1 | 139.8 | 135.4 | -9.3 | -12.9 | 0.9 | -8.2 |
| Slaughter poultry..... | 01-4 | | 223.6 | 284.3 | 282.0 | 48.7 | -0.8 | 1.4 | 5.2 | 2.8 |
| Raw milk..... | 01-6 | | 132.7 | 139.5 | 132.9 | -15.0 | -4.7 | 10.7 | 5.5 | -5.5 |
| Commercial electric power..... | 05-42 | | 205.9 | 220.4 | 222.1 | 4.9 | 0.8 | -1.1 | 3.8 | 0.2 |
| Industrial electric power..... | 05-43 | | 253.2 | 260.8 | 263.3 | 3.9 | 1.0 | 0.0 | 3.0 | -0.2 |
| Gasoline..... | 05-71 | | 202.4 | 221.8 | 239.6 | 78.0 | 8.0 | 2.2 | 2.8 | 6.2 |
| Jet fuel ³ | 05-72-03 | | 179.7 | 194.1 | 206.1 | 76.6 | 6.2 | 6.7 | 3.7 | 6.2 |
| No. 2 diesel fuel..... | 05-73-03 | | 304.1 | 313.4 | 326.0 | 81.9 | 4.0 | 9.2 | -3.6 | 3.5 |
| Finished lubricants ³ | 05-76 | | 450.5 | 463.5 | 473.6 | 9.3 | 2.2 | 0.4 | 0.1 | 2.2 |
| Lubricating oil base stocks ³ | 05-78 | 06/09 | 121.5 | 164.5 | 179.4 | 114.6 | 9.1 | 7.5 | 16.1 | 9.1 |
| Asphalt..... | 05-81-02 | 06/85 | 207.9 | 232.2 | 247.3 | 57.1 | 6.5 | -15.4 | 6.8 | -2.2 |
| Basic inorganic chemicals ³ | 06-13 | | 278.1 | 287.5 | 293.4 | 7.5 | 2.1 | 1.4 | 0.8 | 2.1 |
| Basic organic chemicals..... | 06-14 | | 281.5 | 318.9 | 320.8 | 52.5 | 0.6 | 1.2 | 5.1 | 0.8 |
| Paints and allied products ³ | 06-2 | | 308.5 | 317.5 | 324.3 | 8.2 | 2.1 | 1.1 | 0.8 | 2.1 |
| Agricultural chemicals and chemical products..... | 06-5 | | 238.7 | 265.5 | 272.8 | 31.6 | 2.7 | 5.1 | 4.2 | 4.8 |
| Plastic resins and materials..... | 06-6 | | 274.0 | 313.6 | 320.6 | 55.4 | 2.2 | 0.7 | 5.1 | 2.2 |
| Synthetic rubber ³ | 07-11-02 | | 201.0 | 221.3 | 228.3 | 24.2 | 3.2 | 2.8 | 3.3 | 3.2 |
| Unsupported plastic film, sheet, and other shapes ³ | 07-22 | | 231.8 | 251.5 | 257.6 | 18.1 | 2.4 | 3.3 | 3.9 | 2.4 |
| Paper ³ | 09-13 | | 201.7 | 212.0 | 217.2 | 11.6 | 2.5 | 1.4 | 2.4 | 2.5 |
| Paperboard ³ | 09-14 | | 275.4 | 293.0 | 297.5 | 16.2 | 1.5 | 2.9 | 1.6 | 1.5 |
| Converted paper and paperboard products ³ | 09-15 | | 247.4 | 252.2 | 256.2 | 6.3 | 1.6 | 0.8 | 0.6 | 1.6 |
| Commercial printing ³ | 09-47 | 06/82 | 180.8 | 185.2 | 184.7 | 3.8 | -0.3 | 1.6 | 0.2 | -0.3 |
| Foundry and forge shop products ³ | 10-15 | | 223.5 | 230.9 | 234.9 | 9.5 | 1.7 | 0.2 | 1.4 | 1.7 |
| Steel mill products ³ | 10-17 | | 266.4 | 340.4 | 377.2 | 108.6 | 10.8 | 2.4 | 6.2 | 10.8 |
| Nonferrous mill shapes ³ | 10-25 | | 234.5 | 261.0 | 262.9 | 34.2 | 0.7 | 4.0 | 2.8 | 0.7 |
| Nonferrous foundry shop products..... | 10-28 | | 223.6 | 231.2 | 233.2 | 10.3 | 0.9 | 1.5 | 0.7 | 1.2 |
| Metal containers ³ | 10-3 | | 173.9 | 176.6 | 184.8 | 14.0 | 4.6 | 0.8 | 1.3 | 4.6 |
| Structural, architectural, and pre-engineered metal products..... | 10-74 | | 253.7 | 297.2 | 303.2 | 32.9 | 2.0 | 9.2 | 6.7 | 1.8 |
| Bolts, nuts, screws, rivets, and washers ³ | 10-81 | | 221.8 | 230.9 | 232.9 | 6.2 | 0.9 | -1.0 | 1.5 | 0.9 |
| Other miscellaneous metal products ³ | 10-89 | | 170.1 | 176.2 | 177.8 | 6.8 | 0.9 | 0.8 | 1.4 | 0.9 |
| General purpose machinery and equipment..... | 11-4 | | 257.1 | 263.0 | 266.3 | 6.1 | 1.3 | 0.9 | 1.0 | 1.3 |
| Electrical machinery and equipment..... | 11-7 | | 118.1 | 119.5 | 120.0 | 2.0 | 0.4 | 0.7 | 0.4 | 0.5 |
| Construction sand, gravel, and crushed stone..... | 13-21 | | 375.5 | 380.5 | 381.1 | 4.1 | 0.2 | 0.9 | -0.1 | 0.4 |
| Cement..... | 13-22 | | 264.4 | 271.5 | 271.3 | 3.2 | -0.1 | 0.0 | 1.7 | 0.3 |
| Motor vehicle parts ³ | 14-12 | | 129.7 | 130.6 | 132.4 | 3.5 | 1.4 | 0.3 | -0.4 | 1.4 |
| Aircraft and aircraft equipment..... | 14-2 | | 282.8 | 283.3 | 284.2 | 1.2 | 0.3 | 0.0 | 0.1 | 0.4 |
| Stage 3 intermediate demand services..... | | 04/10 | 126.5 | 130.5 | 131.2 | 10.1 | 0.5 | 0.7 | 1.6 | 0.8 |
| Rail transportation of freight and mail ³ | 30-11 | 12/08 | 131.9 | 134.9 | 135.2 | 6.5 | 0.2 | 1.1 | 0.4 | 0.2 |
| Courier, messenger, and U.S. postal services..... | 30-16 | 06/09 | 157.2 | 157.4 | 158.0 | 5.0 | 0.4 | 0.3 | 0.4 | 0.6 |
| Arrangement of freight and cargo ³ | 31-31 | 12/08 | 114.9 | 163.3 | 159.3 | 68.2 | -2.4 | 6.0 | 20.5 | -2.4 |
| Freight forwarding ³ | 31-32-01 | 12/08 | 99.7 | 105.9 | 105.8 | 8.3 | -0.1 | 4.1 | -0.2 | -0.1 |
| Warehousing, storage, and related services ³ | 32-1 | 12/08 | 109.6 | 110.3 | 111.4 | 5.8 | 1.0 | 0.2 | -0.3 | 1.0 |
| Advertising space sales in periodicals, newspapers, directories, and mailing lists ³ | 36-1 | 06/09 | 100.7 | 99.9 | 98.9 | -1.8 | -1.0 | 0.2 | -0.6 | -1.0 |
| Wired telephone services ³ | 37-1 | 06/09 | 116.6 | 116.7 | 116.7 | -0.7 | 0.0 | -0.1 | 0.1 | 0.0 |
| Bundled wired telecommunications access services ³ | 37-5 | 12/11 | 114.9 | 115.3 | 114.4 | -0.6 | -0.8 | -1.4 | 1.8 | -0.8 |
| Data processing and related services ³ | 38-1 | 06/09 | 105.3 | 105.2 | 106.8 | 2.6 | 1.5 | 0.3 | 0.0 | 1.5 |
| Business loans (partial)..... | 39-11 | 04/09 | 191.8 | 194.2 | 194.9 | 27.0 | 0.4 | -0.3 | 1.1 | 2.8 |
| Deposit services (partial) ³ | 39-2 | 04/09 | 58.4 | 59.5 | 59.8 | -1.6 | 0.5 | -1.0 | 2.2 | 0.5 |
| Securities brokerage, dealing, investment advice, and related services ³ | 40-1 | 06/09 | 160.2 | 158.4 | 168.2 | 20.4 | 6.2 | 1.9 | -0.4 | 6.2 |
| Insurance..... | 41-11 | 06/09 | 125.4 | 125.7 | 125.9 | -0.3 | 0.2 | 0.1 | 0.2 | 0.1 |
| Nonresidential real estate rents ³ | 43-11 | 06/09 | 119.2 | 120.9 | 123.5 | 3.9 | 2.2 | -0.1 | 1.1 | 2.2 |
| Legal services..... | 45-1 | 03/09 | 145.1 | 146.8 | 147.2 | 3.3 | 0.3 | 0.3 | 0.2 | 0.5 |

See footnotes at end of table.

Table 6. Producer price indexes and percent changes for selected commodity groupings of intermediate demand by production flow category¹ — Continued
 [1982=100, unless otherwise indicated]

| Grouping | Commodity code | Other index base | Unadjusted index | | | Unadjusted percent change to July 2021 from: | | Seasonally adjusted percent change from: | | |
|---|----------------|------------------|------------------------|------------------------|------------------------|--|-----------|--|-------------|--------------|
| | | | Mar. 2021 ² | June 2021 ² | July 2021 ² | July 2020 | June 2021 | Apr. to May | May to June | June to July |
| Accounting services (partial)..... | 45-2 | 06/09 | 116.4 | 115.1 | 112.5 | 2.3 | -2.3 | 0.9 | 0.2 | -2.3 |
| Architectural and engineering services ³ | 45-3 | 06/09 | 121.1 | 121.4 | 121.6 | 3.3 | 0.2 | 0.3 | 0.1 | 0.2 |
| Management, scientific, and technical consulting services..... | 45-4 | 06/09 | 112.1 | 112.7 | 113.4 | 15.5 | 0.6 | 0.0 | -0.1 | 0.6 |
| Advertising agency services ³ | 45-51 | 12/08 | 107.6 | 107.8 | 107.8 | 0.6 | 0.0 | 0.2 | -0.1 | 0.0 |
| Staffing services..... | 46-3 | 06/09 | 119.7 | 122.5 | 122.4 | 3.2 | -0.1 | 0.2 | -0.4 | -0.2 |
| Aircraft repair maintenance..... | 55-4 | 04/09 | 130.0 | 129.6 | 132.1 | 4.2 | 1.9 | 0.9 | 0.1 | 2.0 |
| Machinery and equipment parts and supplies wholesaling ³ | 57-11-02 | 03/09 | 151.7 | 148.4 | 155.2 | 17.9 | 4.6 | -0.9 | -1.6 | 4.6 |
| Building materials, paint, and hardware wholesaling..... | 57-3 | 03/09 | 106.5 | 114.2 | 115.4 | 11.3 | 1.1 | 3.6 | 1.4 | 1.4 |
| Metals, minerals, and ores wholesaling ³ | 57-4 | 03/09 | 235.2 | 294.2 | 309.6 | 90.2 | 5.2 | 6.4 | 13.9 | 5.2 |
| Chemicals and allied products wholesaling ³ | 57-5 | 03/09 | 115.9 | 117.5 | 115.6 | -1.9 | -1.6 | 2.8 | 0.7 | -1.6 |
| Paper and plastics products wholesaling ³ | 57-6 | 03/09 | 151.2 | 155.3 | 156.3 | 10.5 | 0.6 | 2.4 | 0.2 | 0.6 |
| Food wholesaling ³ | 57-81-01 | 03/09 | 114.5 | 117.2 | 115.8 | 1.8 | -1.2 | 1.7 | 0.3 | -1.2 |
| Metal treatment services ³ | 59-1 | 12/84 | 193.4 | 196.7 | 198.9 | 4.9 | 1.1 | 0.6 | 0.4 | 1.1 |
| Stage 2 intermediate demand..... | | 11/09 | 114.8 | 121.1 | 123.1 | 23.0 | 1.7 | 3.1 | 2.1 | 1.7 |
| Stage 2 intermediate demand goods..... | | 04/10 | 99.3 | 108.3 | 111.8 | 48.9 | 3.2 | 6.3 | 3.2 | 3.1 |
| Corn..... | 01-22-02 | | 222.8 | 282.8 | 265.5 | 108.7 | -6.1 | 28.9 | -9.0 | -4.8 |
| Oilseeds..... | 01-83 | | 266.1 | 271.4 | 267.2 | 62.8 | -1.5 | 19.5 | -11.7 | -5.1 |
| Prepared animal feeds..... | 02-9 | | 219.0 | 226.2 | 225.1 | 19.2 | -0.5 | 2.0 | 1.7 | 0.2 |
| Coal..... | 05-1 | | 187.2 | 192.6 | 193.1 | 2.6 | 0.3 | -0.1 | 0.7 | 0.6 |
| Natural gas ³ | 05-31 | | 110.4 | 115.9 | 131.5 | 146.7 | 13.5 | 9.5 | 1.7 | 13.5 |
| Liquefied petroleum gas ³ | 05-32 | | 163.6 | 161.6 | 184.6 | 102.6 | 14.2 | 7.1 | 12.1 | 14.2 |
| Crude petroleum ³ | 05-61 | | 169.1 | 196.9 | 202.9 | 102.9 | 3.0 | 12.8 | 9.9 | 3.0 |
| No. 2 diesel fuel..... | 05-73-03 | | 304.1 | 313.4 | 326.0 | 81.9 | 4.0 | 9.2 | -3.6 | 3.5 |
| Industrial chemicals..... | 06-1 | | 280.3 | 313.8 | 316.2 | 44.9 | 0.8 | 1.3 | 4.5 | 0.9 |
| Plastic resins and materials..... | 06-6 | | 274.0 | 313.6 | 320.6 | 55.4 | 2.2 | 0.7 | 5.1 | 2.2 |
| Plastic products ³ | 07-2 | | 216.7 | 232.2 | 238.9 | 16.0 | 2.9 | 2.1 | 1.9 | 2.9 |
| Logs, bolts, timber, pulpwood, and wood chips ³ | 08-5 | | 260.0 | 260.4 | 266.0 | 14.2 | 2.2 | -0.7 | 0.7 | 2.2 |
| Paper ³ | 09-13 | | 201.7 | 212.0 | 217.2 | 11.6 | 2.5 | 1.4 | 2.4 | 2.5 |
| Paperboard, excluding corrugated paperboard ³ | 09-14-11 | 12/82 | 287.0 | 308.4 | 312.3 | 16.1 | 1.3 | 3.5 | 1.2 | 1.3 |
| Commercial printing ³ | 09-47 | 06/82 | 180.8 | 185.2 | 184.7 | 3.8 | -0.3 | 1.6 | 0.2 | -0.3 |
| Iron and steel scrap ³ | 10-12 | | 653.9 | 723.8 | 729.5 | 103.8 | 0.8 | 5.0 | 9.9 | 0.8 |
| Steel mill products ³ | 10-17 | | 266.4 | 340.4 | 377.2 | 108.6 | 10.8 | 2.4 | 6.2 | 10.8 |
| Nonferrous mill shapes ³ | 10-25 | | 234.5 | 261.0 | 262.9 | 34.2 | 0.7 | 4.0 | 2.8 | 0.7 |
| Electrical machinery and equipment..... | 11-7 | | 118.1 | 119.5 | 120.0 | 2.0 | 0.4 | 0.7 | 0.4 | 0.5 |
| Electronic components and accessories..... | 11-78 | | 64.3 | 64.7 | 64.5 | -0.3 | -0.3 | 0.6 | 0.3 | -0.3 |
| Stage 2 intermediate demand services..... | | 04/10 | 124.3 | 127.3 | 127.8 | 6.9 | 0.4 | 0.4 | 1.1 | 0.5 |
| Rail transportation of freight and mail ³ | 30-11 | 12/08 | 131.9 | 134.9 | 135.2 | 6.5 | 0.2 | 1.1 | 0.4 | 0.2 |
| Truck transportation of freight ³ | 30-12 | 06/09 | 133.8 | 140.1 | 140.9 | 13.8 | 0.6 | 3.9 | 0.3 | 0.6 |
| Pipeline transportation of petroleum products..... | 30-15-01 | 12/08 | 166.9 | 166.9 | 169.8 | 1.9 | 1.7 | 0.2 | 0.0 | -0.2 |
| U.S. Postal Service..... | 30-16-01 | 06/89 | 242.2 | 242.2 | 242.2 | 2.0 | 0.0 | 0.3 | 0.1 | 0.1 |
| Courier and messenger services, except air..... | 30-16-02 | 04/09 | 177.0 | 177.2 | 177.8 | 6.1 | 0.3 | 0.3 | 0.4 | 0.8 |
| Air mail and package delivery services, excluding by USPS..... | 30-16-03 | 04/09 | 195.1 | 195.9 | 198.4 | 10.2 | 1.3 | 0.7 | 1.0 | 1.4 |
| Airline passenger services..... | 30-22 | 12/08 | 95.7 | 107.2 | 116.0 | 12.1 | 8.2 | -1.3 | 2.5 | 9.1 |
| Arrangement of freight and cargo ³ | 31-31 | 12/08 | 114.9 | 163.3 | 159.3 | 68.2 | -2.4 | 6.0 | 20.5 | -2.4 |
| Television advertising time sales..... | 36-21 | 06/09 | 108.9 | 107.4 | 102.9 | 6.1 | -4.2 | -4.4 | 3.6 | 0.6 |
| Wireless telecommunication services..... | 37-2 | 06/09 | 64.5 | 64.5 | 64.6 | 0.9 | 0.2 | -0.2 | 0.2 | 0.2 |
| Data processing and related services ³ | 38-1 | 06/09 | 105.3 | 105.2 | 106.8 | 2.6 | 1.5 | 0.3 | 0.0 | 1.5 |
| Securities brokerage, dealing, investment advice, and related services ³ | 40-1 | 06/09 | 160.2 | 158.4 | 168.2 | 20.4 | 6.2 | 1.9 | -0.4 | 6.2 |
| Portfolio management ³ | 40-2 | 12/08 | 269.0 | 277.9 | 272.8 | 17.9 | -1.8 | 2.0 | -0.3 | -1.8 |
| Investment banking ³ | 40-31 | 12/08 | 242.7 | 243.0 | 247.2 | 31.7 | 1.7 | 3.7 | 0.6 | 1.7 |
| Insurance..... | 41-11 | 06/09 | 125.4 | 125.7 | 125.9 | -0.3 | 0.2 | 0.1 | 0.2 | 0.1 |
| Commissions from sales of insurance ³ | 42-11 | 06/09 | 108.9 | 109.1 | 109.0 | 0.4 | -0.1 | 0.0 | 0.0 | -0.1 |
| Legal services..... | 45-1 | 03/09 | 145.1 | 146.8 | 147.2 | 3.3 | 0.3 | 0.3 | 0.2 | 0.5 |
| Accounting services (partial)..... | 45-2 | 06/09 | 116.4 | 115.1 | 112.5 | 2.3 | -2.3 | 0.9 | 0.2 | -2.3 |
| Management, scientific, and technical consulting services..... | 45-4 | 06/09 | 112.1 | 112.7 | 113.4 | 15.5 | 0.6 | 0.0 | -0.1 | 0.6 |
| Advertising agency services ³ | 45-51 | 12/08 | 107.6 | 107.8 | 107.8 | 0.6 | 0.0 | 0.2 | -0.1 | 0.0 |
| Staffing services..... | 46-3 | 06/09 | 119.7 | 122.5 | 122.4 | 3.2 | -0.1 | 0.2 | -0.4 | -0.2 |
| Security guard services ³ | 48-1 | 03/09 | 124.2 | 125.8 | 126.3 | 3.5 | 0.4 | 0.0 | 0.1 | 0.4 |
| Janitorial services ³ | 49-1 | 03/09 | 112.6 | 112.8 | 114.6 | 2.0 | 1.6 | 0.0 | 0.1 | 1.6 |
| Traveler accommodation services..... | 53-1 | 06/09 | 108.2 | 111.8 | 122.7 | 18.8 | 9.7 | -2.2 | 3.9 | 6.2 |
| Commercial and industrial machinery and equipment repair and maintenance ³ | 55-1 | 03/09 | 129.5 | 130.6 | 130.6 | 2.5 | 0.0 | 0.9 | 0.5 | 0.0 |
| Hardware and building materials and supplies retailing..... | 58-D | 03/09 | 168.6 | 209.6 | 211.3 | 55.9 | 0.8 | 6.9 | 10.6 | 0.4 |
| Stage 1 intermediate demand..... | | 11/09 | 123.5 | 130.8 | 133.4 | 21.8 | 2.0 | 2.6 | 1.6 | 1.9 |
| Stage 1 intermediate demand goods..... | | 04/10 | 108.4 | 117.2 | 119.7 | 32.7 | 2.1 | 4.0 | 1.6 | 2.2 |
| Prepared animal feeds..... | 02-9 | | 219.0 | 226.2 | 225.1 | 19.2 | -0.5 | 2.0 | 1.7 | 0.2 |
| Commercial electric power..... | 05-42 | | 205.9 | 220.4 | 222.1 | 4.9 | 0.8 | -1.1 | 3.8 | 0.2 |

See footnotes at end of table.

Table 6. Producer price indexes and percent changes for selected commodity groupings of intermediate demand by production flow category¹ — Continued
 [1982=100, unless otherwise indicated]

| Grouping | Commodity code | Other index base | Unadjusted index | | | Unadjusted percent change to July 2021 from: | | Seasonally adjusted percent change from: | | |
|---|----------------|------------------|------------------------|------------------------|------------------------|--|-----------|--|-------------|--------------|
| | | | Mar. 2021 ² | June 2021 ² | July 2021 ² | July 2020 | June 2021 | Apr. to May | May to June | June to July |
| Industrial electric power..... | 05-43 | | 253.2 | 260.8 | 263.3 | 3.9 | 1.0 | 0.0 | 3.0 | -0.2 |
| Commercial natural gas..... | 05-52 | 12/90 | 212.7 | 220.2 | 222.6 | 24.7 | 1.1 | 2.7 | 2.0 | 1.5 |
| Industrial natural gas..... | 05-53 | 12/90 | 161.7 | 185.5 | 179.9 | 41.1 | -3.0 | 4.8 | 4.5 | -2.6 |
| Gasoline..... | 05-71 | | 202.4 | 221.8 | 239.6 | 78.0 | 8.0 | 2.2 | 2.8 | 6.2 |
| No. 2 diesel fuel..... | 05-73-03 | | 304.1 | 313.4 | 326.0 | 81.9 | 4.0 | 9.2 | -3.6 | 3.5 |
| Industrial chemicals..... | 06-1 | | 280.3 | 313.8 | 316.2 | 44.9 | 0.8 | 1.3 | 4.5 | 0.9 |
| Prepared paint ³ | 06-21 | | 313.8 | 323.7 | 332.6 | 8.4 | 2.7 | 0.8 | 0.9 | 2.7 |
| Plastic construction products ³ | 07-21 | | 252.7 | 279.6 | 292.2 | 26.7 | 4.5 | 2.8 | 3.1 | 4.5 |
| Recyclable paper ³ | 09-12 | | 315.2 | 385.7 | 470.1 | 81.3 | 21.9 | 3.0 | 13.2 | 21.9 |
| Paper ³ | 09-13 | | 201.7 | 212.0 | 217.2 | 11.6 | 2.5 | 1.4 | 2.4 | 2.5 |
| Converted paper and paperboard products ³ | 09-15 | | 247.4 | 252.2 | 256.2 | 6.3 | 1.6 | 0.8 | 0.6 | 1.6 |
| Iron and steel scrap ³ | 10-12 | | 653.9 | 723.8 | 729.5 | 103.8 | 0.8 | 5.0 | 9.9 | 0.8 |
| Steel mill products ³ | 10-17 | | 266.4 | 340.4 | 377.2 | 108.6 | 10.8 | 2.4 | 6.2 | 10.8 |
| Primary nonferrous metals ³ | 10-22 | | 223.2 | 250.9 | 250.0 | 29.9 | -0.4 | 13.6 | -6.5 | -0.4 |
| Nonferrous scrap..... | 10-23 | | 489.1 | 557.1 | 558.6 | 49.8 | 0.3 | 10.2 | -0.3 | 0.5 |
| Nonferrous wire and cable ³ | 10-26 | | 286.5 | 320.5 | 321.0 | 31.5 | 0.2 | 4.2 | 2.2 | 0.2 |
| Fabricated structural metal products..... | 10-7 | | 263.3 | 297.9 | 306.2 | 28.8 | 2.8 | 5.0 | 5.9 | 2.9 |
| General purpose machinery and equipment..... | 11-4 | | 257.1 | 263.0 | 266.3 | 6.1 | 1.3 | 0.9 | 1.0 | 1.3 |
| Construction sand, gravel, and crushed stone..... | 13-21 | | 375.5 | 380.5 | 381.1 | 4.1 | 0.2 | 0.9 | -0.1 | 0.4 |
| Stage 1 intermediate demand services..... | | 04/10 | 127.1 | 131.9 | 134.3 | 11.5 | 1.8 | 1.4 | 1.7 | 1.7 |
| Truck transportation of freight ³ | 30-12 | 06/09 | 133.8 | 140.1 | 140.9 | 13.8 | 0.6 | 3.9 | 0.3 | 0.6 |
| Airline passenger services..... | 30-22 | 12/08 | 95.7 | 107.2 | 116.0 | 12.1 | 8.2 | -1.3 | 2.5 | 9.1 |
| Advertising space sales in periodicals, newspapers, directories, and mailing lists ³ | 36-1 | 06/09 | 100.7 | 99.9 | 98.9 | -1.8 | -1.0 | 0.2 | -0.6 | -1.0 |
| Business wired telecommunication services ³ | 37-12 | 06/09 | 99.6 | 99.7 | 99.6 | -2.4 | -0.1 | 0.0 | 0.2 | -0.1 |
| Wireless telecommunication services..... | 37-2 | 06/09 | 64.5 | 64.5 | 64.6 | 0.9 | 0.2 | -0.2 | 0.2 | 0.2 |
| Bundled wired telecommunications access services ³ | 37-5 | 12/11 | 114.9 | 115.3 | 114.4 | -0.6 | -0.8 | -1.4 | 1.8 | -0.8 |
| Business loans (partial)..... | 39-11 | 04/09 | 191.8 | 194.2 | 194.9 | 27.0 | 0.4 | -0.3 | 1.1 | 2.8 |
| Deposit services (partial) ³ | 39-2 | 04/09 | 58.4 | 59.5 | 59.8 | -1.6 | 0.5 | -1.0 | 2.2 | 0.5 |
| Securities brokerage, dealing, investment advice, and related services ³ | 40-1 | 06/09 | 160.2 | 158.4 | 168.2 | 20.4 | 6.2 | 1.9 | -0.4 | 6.2 |
| Portfolio management ³ | 40-2 | 12/08 | 269.0 | 277.9 | 272.8 | 17.9 | -1.8 | 2.0 | -0.3 | -1.8 |
| Investment banking ³ | 40-3 | 12/08 | 242.7 | 243.0 | 247.2 | 31.7 | 1.7 | 3.7 | 0.6 | 1.7 |
| Insurance..... | 41-11 | 06/09 | 125.4 | 125.7 | 125.9 | -0.3 | 0.2 | 0.1 | 0.2 | 0.1 |
| Nonresidential real estate rents ³ | 43-11 | 06/09 | 119.2 | 120.9 | 123.5 | 3.9 | 2.2 | -0.1 | 1.1 | 2.2 |
| Architectural and engineering services ³ | 45-3 | 06/09 | 121.1 | 121.4 | 121.6 | 3.3 | 0.2 | 0.3 | 0.1 | 0.2 |
| Management consulting services..... | 45-41 | 06/09 | 112.1 | 112.7 | 113.4 | 15.5 | 0.6 | 0.0 | -0.1 | 0.6 |
| Waste collection..... | 50-1 | 12/08 | 141.8 | 140.2 | 140.0 | 3.9 | -0.1 | 0.0 | 0.2 | 0.0 |
| Traveler accommodation services..... | 53-11 | 06/09 | 108.2 | 111.8 | 122.7 | 18.8 | 9.7 | -2.2 | 3.9 | 6.2 |
| Commercial and industrial machinery and equipment repair and maintenance ³ | 55-1 | 03/09 | 129.5 | 130.6 | 130.6 | 2.5 | 0.0 | 0.9 | 0.5 | 0.0 |
| Machinery and equipment parts and supplies wholesaling ³ | 57-11-02 | 03/09 | 151.7 | 148.4 | 155.2 | 17.9 | 4.6 | -0.9 | -1.6 | 4.6 |
| Building materials, paint, and hardware wholesaling..... | 57-3 | 03/09 | 106.5 | 114.2 | 115.4 | 11.3 | 1.1 | 3.6 | 1.4 | 1.4 |
| Metals, minerals, and ores wholesaling ³ | 57-4 | 03/09 | 235.2 | 294.2 | 309.6 | 90.2 | 5.2 | 6.4 | 13.9 | 5.2 |
| Chemicals and allied products wholesaling ³ | 57-5 | 03/09 | 115.9 | 117.5 | 115.6 | -1.9 | -1.6 | 2.8 | 0.7 | -1.6 |
| Paper and plastics products wholesaling ³ | 57-6 | 03/09 | 151.2 | 155.3 | 156.3 | 10.5 | 0.6 | 2.4 | 0.2 | 0.6 |
| Hardware and building materials and supplies retailing..... | 58-D | 03/09 | 168.6 | 209.6 | 211.3 | 55.9 | 0.8 | 6.9 | 10.6 | 0.4 |
| Mining services ³ | 60-1 | 06/85 | 216.7 | 223.8 | 226.5 | 3.3 | 1.2 | 1.7 | 0.2 | 1.2 |

¹ Further information about the Final Demand-Intermediate Demand Aggregation system is available online at <https://www.bls.gov/ppi/fdidaggregation.htm>

² The indexes for March 2021 have been recalculated to incorporate late reports and corrections by respondents. All indexes are subject to revision 4 months after original publication.

³ Not seasonally adjusted.

"-" Data not available.

NOTE: The term "(partial)" denotes incomplete coverage of the index category.

Table 7. Producer price indexes for selected final demand and intermediate demand categories, seasonally adjusted

[Nov 2009=100, unless otherwise indicated]

| Grouping | Other index base | Index ¹ | | | | | |
|---|------------------|--------------------|-----------|-----------|----------|-----------|-----------|
| | | Feb. 2021 | Mar. 2021 | Apr. 2021 | May 2021 | June 2021 | July 2021 |
| Final demand..... | | 122.0 | 123.0 | 123.8 | 124.8 | 126.0 | 127.3 |
| Final demand goods..... | | 119.7 | 121.5 | 122.2 | 124.0 | 125.5 | 126.3 |
| Final demand foods..... | | 124.5 | 125.2 | 127.7 | 131.0 | 132.0 | 129.2 |
| Final demand energy..... | | 109.3 | 114.8 | 112.5 | 115.0 | 117.4 | 120.4 |
| Final demand goods less foods and energy..... | | 121.4 | 122.4 | 123.5 | 124.8 | 126.0 | 127.2 |
| Final demand services..... | | 122.8 | 123.2 | 124.1 | 124.8 | 125.8 | 127.2 |
| Final demand trade services..... | | 123.4 | 123.6 | 125.0 | 125.9 | 128.5 | 130.7 |
| Final demand transportation and warehousing services..... | | 122.2 | 123.9 | 127.3 | 129.7 | 130.9 | 134.4 |
| Final demand services less trade, transportation, and warehousing..... | | 122.6 | 123.1 | 123.5 | 123.8 | 124.2 | 125.0 |
| Intermediate demand by commodity type | | | | | | | |
| Processed goods for intermediate demand..... | 00/82 | 209.0 | 216.3 | 219.8 | 225.9 | 230.1 | 234.1 |
| Materials and components for manufacturing..... | 00/82 | 195.5 | 202.1 | 210.2 | 215.3 | 220.6 | 223.9 |
| Materials and components for construction..... | 00/82 | 273.4 | 279.8 | 284.9 | 296.0 | 305.5 | 307.3 |
| Processed fuels and lubricants for intermediate demand..... | 00/82 | 187.7 | 202.6 | 195.0 | 204.4 | 204.9 | 213.0 |
| Containers for intermediate demand..... | 00/82 | 242.8 | 247.5 | 247.5 | 250.2 | 252.1 | 260.3 |
| Supplies for intermediate demand..... | 00/82 | 209.4 | 211.8 | 215.2 | 218.8 | 222.0 | 223.8 |
| Unprocessed goods for intermediate demand..... | 00/82 | 224.5 | 215.1 | 217.3 | 235.5 | 241.6 | 244.9 |
| Unprocessed foodstuffs and feedstuffs..... | 00/82 | 178.5 | 181.3 | 192.2 | 204.5 | 205.9 | 200.7 |
| Unprocessed nonfood materials except fuel..... | 00/82 | 277.4 | 290.3 | 286.8 | 316.7 | 331.0 | 335.0 |
| Unprocessed fuel..... | 00/82 | 188.7 | 133.2 | 127.6 | 137.3 | 139.2 | 154.8 |
| Services for intermediate demand..... | | 126.4 | 127.2 | 128.0 | 129.0 | 130.4 | 131.7 |
| Trade services for intermediate demand..... | | 140.5 | 142.2 | 143.3 | 145.8 | 149.5 | 152.6 |
| Transportation and warehousing services for intermediate demand..... | | 131.2 | 132.4 | 135.0 | 137.0 | 139.9 | 140.7 |
| Services less trade, transportation, and warehousing for intermediate demand..... | | 121.7 | 122.3 | 122.7 | 123.1 | 123.6 | 124.5 |
| Intermediate demand by production flow | | | | | | | |
| Stage 4 intermediate demand..... | | 125.1 | 126.8 | 128.0 | 129.9 | 131.3 | 132.8 |
| Inputs to stage 4 goods producers..... | | 121.6 | 123.2 | 125.2 | 127.3 | 128.4 | 130.6 |
| Inputs to stage 4 services producers..... | | 125.6 | 127.0 | 127.5 | 128.7 | 129.6 | 130.6 |
| Inputs to stage 4 construction producers..... | | 130.2 | 133.3 | 134.7 | 139.2 | 143.5 | 145.0 |
| Stage 3 intermediate demand..... | | 122.0 | 124.9 | 127.8 | 130.5 | 133.2 | 134.6 |
| Inputs to stage 3 goods producers..... | | 127.1 | 131.4 | 137.2 | 141.6 | 145.6 | 147.3 |
| Inputs to stage 3 services producers..... | | 117.8 | 119.6 | 120.1 | 121.2 | 122.6 | 123.8 |
| Inputs to stage 3 construction producers..... | | 123.1 | 125.5 | 128.9 | 134.8 | 142.4 | 143.3 |
| Stage 2 intermediate demand..... | | 116.4 | 114.7 | 114.9 | 118.5 | 121.0 | 123.0 |
| Inputs to stage 2 goods producers..... | | 108.7 | 105.0 | 104.6 | 110.1 | 113.3 | 116.3 |
| Inputs to stage 2 services producers..... | | 122.1 | 123.0 | 124.1 | 125.0 | 126.6 | 127.3 |
| Stage 1 intermediate demand..... | | 120.9 | 123.6 | 124.9 | 128.2 | 130.3 | 132.8 |
| Inputs to stage 1 goods producers..... | | 119.9 | 123.8 | 127.0 | 132.6 | 135.2 | 138.4 |
| Inputs to stage 1 services producers..... | | 121.1 | 123.1 | 123.1 | 124.7 | 125.8 | 128.2 |
| Inputs to stage 1 construction producers..... | | 132.2 | 135.3 | 137.1 | 142.0 | 147.1 | 149.2 |
| Special groupings | | | | | | | |
| Final demand less foods and energy..... | 04/10 | 121.3 | 121.9 | 122.8 | 123.6 | 124.8 | 126.1 |
| Final demand less foods..... | 04/10 | 120.1 | 121.0 | 121.8 | 122.7 | 123.9 | 125.3 |
| Final demand less energy..... | 04/10 | 121.3 | 121.9 | 122.9 | 123.8 | 124.9 | 126.0 |
| Total finished ² | 01/10 | 121.3 | 122.0 | 122.7 | 123.5 | 124.7 | 125.9 |
| Total exports..... | 04/10 | 119.3 | 121.0 | 122.4 | 124.7 | 126.1 | 127.4 |
| Total Government purchases..... | 04/10 | 115.5 | 117.0 | 117.5 | 118.7 | 119.9 | 121.0 |
| Total private capital investment (goods, services, and construction)..... | 04/10 | 118.5 | 118.6 | 119.6 | 120.7 | 122.4 | 123.7 |
| Finished goods ² | 00/82 | 211.8 | 214.4 | 214.9 | 217.2 | 219.7 | 221.0 |
| Processed materials less foods and feeds..... | 00/82 | 209.3 | 217.1 | 220.3 | 226.5 | 230.7 | 235.4 |
| Processed foods and feeds..... | 00/82 | 205.7 | 208.7 | 214.9 | 220.3 | 224.0 | 220.5 |
| Processed energy goods..... | 00/82 | 188.6 | 203.5 | 195.9 | 205.4 | 205.8 | 214.0 |
| Processed materials less foods and energy..... | 00/82 | 211.9 | 217.5 | 223.7 | 228.9 | 234.1 | 237.8 |
| Unprocessed materials less agricultural products..... | 00/82 | 248.5 | 228.3 | 222.6 | 240.7 | 252.7 | 264.0 |
| Unprocessed energy materials..... | 00/82 | 186.5 | 161.4 | 154.1 | 168.9 | 178.7 | 190.3 |
| Unprocessed nonfood materials less energy..... | 00/82 | 420.3 | 428.4 | 436.7 | 477.2 | 481.5 | 481.6 |
| Total goods inputs to stage 4 intermediate demand..... | 04/10 | 118.0 | 120.5 | 122.2 | 125.1 | 127.0 | 128.4 |
| Total services inputs to stage 4 intermediate demand..... | 04/10 | 128.6 | 129.6 | 130.1 | 131.2 | 132.0 | 133.6 |
| Total goods inputs to stage 3 intermediate demand..... | 04/10 | 110.0 | 114.9 | 119.2 | 123.5 | 126.5 | 128.4 |
| Total services inputs to stage 3 intermediate demand..... | 04/10 | 125.5 | 126.2 | 127.4 | 128.3 | 130.3 | 131.3 |
| Total goods inputs to stage 2 intermediate demand..... | 04/10 | 103.1 | 99.1 | 98.6 | 104.8 | 108.2 | 111.6 |
| Total services inputs to stage 2 intermediate demand..... | 04/10 | 123.5 | 124.2 | 125.3 | 125.8 | 127.2 | 127.8 |
| Total goods inputs to stage 1 intermediate demand..... | 04/10 | 104.7 | 108.6 | 110.3 | 114.7 | 116.5 | 119.1 |
| Total services inputs to stage 1 intermediate demand..... | 04/10 | 125.9 | 127.0 | 127.7 | 129.5 | 131.7 | 133.9 |

¹ All seasonally adjusted indexes are subject to change up to 5 years after original publication due to the recalculation of seasonal factors each January. The indexes for March 2021 have been recalculated to incorporate late reports and corrections by respondents.

² PPI defines Total finished as including only the personal consumption and private capital investment portions of final demand.

Table 8. Producer price indexes for selected commodity groupings, not seasonally adjusted
 [1982=100, unless otherwise indicated]

| Grouping | Commodity code | Other index base | Index | | | Percent change to July 2021 from: | |
|---|----------------|------------------|------------------------|------------------------|------------------------|-----------------------------------|-----------|
| | | | Mar. 2021 ¹ | June 2021 ¹ | July 2021 ¹ | July 2020 | June 2021 |
| Goods | | | | | | | |
| All commodities..... | | | 215.0 | 228.5 | 231.2 | 19.8 | 1.2 |
| Farm products, processed foods and feeds..... | | | 208.0 | 225.9 | 220.4 | 15.5 | -2.4 |
| Farm products..... | 01 | | 184.3 | 207.2 | 201.0 | 32.8 | -3.0 |
| Processed foods and feeds..... | 02 | | 219.8 | 235.3 | 230.1 | 9.5 | -2.2 |
| Industrial commodities..... | | | 216.0 | 228.4 | 233.0 | 20.7 | 2.0 |
| Textile products and apparel..... | 03 | | 156.1 | 160.6 | 163.0 | 9.0 | 1.5 |
| Hides, skins, leather, and related products..... | 04 | | 175.2 | 197.5 | 212.0 | 37.3 | 7.3 |
| Fuels and related products and power..... | 05 | | 185.5 | 198.2 | 206.9 | 43.3 | 4.4 |
| Chemicals and allied products..... | 06 | | 313.1 | 334.9 | 338.0 | 22.6 | 0.9 |
| Rubber and plastic products..... | 07 | | 201.9 | 214.8 | 220.6 | 14.2 | 2.7 |
| Lumber and wood products..... | 08 | | 311.9 | 359.2 | 332.0 | 32.5 | -7.6 |
| Pulp, paper, and allied products..... | 09 | | 273.5 | 287.5 | 293.9 | 13.3 | 2.2 |
| Metals and metal products..... | 10 | | 260.0 | 294.2 | 304.4 | 40.7 | 3.5 |
| Machinery and equipment..... | 11 | | 146.4 | 148.7 | 150.0 | 3.6 | 0.9 |
| Furniture and household durables..... | 12 | | 183.2 | 190.1 | 192.2 | 7.2 | 1.1 |
| Nonmetallic mineral products..... | 13 | | 264.9 | 270.0 | 271.6 | 5.6 | 0.6 |
| Transportation equipment..... | 14 | | 186.2 | 188.0 | 188.9 | 3.0 | 0.5 |
| Miscellaneous products..... | 15 | | 289.6 | 295.6 | 298.2 | 5.9 | 0.9 |
| Industrial commodities less fuels..... | | | 221.5 | 233.6 | 236.4 | 14.9 | 1.2 |
| Other commodity groupings | | | | | | | |
| Petroleum products, refined..... | 057 | | 225.2 | 241.9 | 256.7 | 75.8 | 6.1 |
| Industrial chemicals..... | 061 | | 280.3 | 313.8 | 316.2 | 44.9 | 0.8 |
| Rubber and rubber products..... | 071 | | 181.3 | 188.1 | 192.2 | 8.3 | 2.2 |
| Lumber..... | 081 | | 365.8 | 444.5 | 350.0 | 45.2 | -21.3 |
| Iron and steel..... | 101 | | 292.2 | 352.5 | 380.1 | 89.2 | 7.8 |
| Nonferrous metals..... | 102 | | 295.2 | 330.2 | 328.5 | 30.4 | -0.5 |
| General purpose machinery and equipment..... | 114 | | 257.1 | 263.0 | 266.3 | 6.1 | 1.3 |
| Electrical machinery and equipment..... | 117 | | 118.1 | 119.5 | 120.0 | 2.0 | 0.4 |
| Electronic components and accessories..... | 1178 | | 64.3 | 64.7 | 64.5 | -0.3 | -0.3 |
| Aircraft and aircraft equipment..... | 142 | | 282.8 | 283.3 | 284.2 | 1.2 | 0.3 |
| Services and construction | | | | | | | |
| Transportation services..... | 30 | 06/09 | 133.2 | 139.2 | 141.8 | 9.8 | 1.9 |
| Services related to transportation activities..... | 31 | 06/09 | 120.1 | 137.7 | 136.3 | 24.5 | -1.0 |
| Warehousing, storage, and related activities..... | 32 | 12/08 | 109.6 | 110.3 | 111.4 | 5.8 | 1.0 |
| Publishing sales, excluding software..... | 33 | 06/09 | 131.5 | 130.9 | 131.7 | 2.6 | 0.6 |
| Software publishing..... | 34 | 06/09 | 92.5 | 96.8 | 94.4 | 1.7 | -2.5 |
| Network compensation from broadcast and cable television and radio..... | 35 | 06/09 | 152.4 | 152.7 | 152.7 | 4.2 | 0.0 |
| Advertising space and time sales..... | 36 | 06/09 | 96.5 | 97.6 | 97.6 | 7.6 | 0.0 |
| Telecommunication, cable, and internet user services..... | 37 | 06/09 | 104.6 | 104.7 | 104.6 | 1.0 | -0.1 |
| Data processing and related services..... | 38 | 06/09 | 105.3 | 105.2 | 106.8 | 2.6 | 1.5 |
| Credit intermediation services (partial)..... | 39 | 06/09 | 86.2 | 86.9 | 86.8 | 8.5 | -0.1 |
| Investment services..... | 40 | 06/09 | 206.8 | 209.9 | 212.1 | 20.3 | 1.0 |
| Insurance and annuities..... | 41 | 06/09 | 123.9 | 124.1 | 124.3 | -0.2 | 0.2 |
| Commissions and fees from sales and administration of insurance policies (partial)..... | 42 | 06/09 | 108.9 | 109.1 | 109.0 | 0.4 | -0.1 |
| Real estate services (partial)..... | 43 | 06/09 | 130.3 | 133.7 | 135.3 | 6.3 | 1.2 |
| Rental and leasing of goods (partial)..... | 44 | 06/09 | 98.5 | 109.4 | 112.2 | 18.5 | 2.6 |
| Professional services (partial)..... | 45 | 06/09 | 126.6 | 127.2 | 127.2 | 5.1 | 0.0 |
| Employment services..... | 46 | 06/09 | 119.2 | 121.9 | 121.8 | 3.1 | -0.1 |
| Travel arrangement services..... | 47 | 06/09 | 94.9 | 98.6 | 100.0 | 5.9 | 1.4 |
| Selected security services (partial)..... | 48 | 03/09 | 124.2 | 125.8 | 126.3 | 3.5 | 0.4 |
| Cleaning and building maintenance services (partial)..... | 49 | 03/09 | 112.6 | 112.8 | 114.6 | 2.0 | 1.6 |
| Waste collection and remediation services (partial)..... | 50 | 12/08 | 141.8 | 140.2 | 140.0 | 3.9 | -0.1 |
| Health care services..... | 51 | 06/09 | 127.4 | 127.8 | 128.8 | 3.2 | 0.8 |
| Accommodation services..... | 53 | 06/09 | 108.2 | 111.8 | 122.7 | 18.8 | 9.7 |
| Food and beverages for immediate consumption services (partial)..... | 54 | 06/09 | 122.8 | 124.3 | 127.1 | 4.6 | 2.3 |
| Repair and maintenance services (partial)..... | 55 | 06/09 | 135.0 | 135.6 | 136.2 | 2.6 | 0.4 |
| Entertainment services (partial)..... | 56 | 06/09 | 118.0 | 115.7 | 118.8 | 0.5 | 2.7 |
| Wholesale trade services..... | 57 | 06/09 | 128.3 | 132.4 | 134.8 | 8.4 | 1.8 |
| Retail trade services..... | 58 | 06/09 | 128.9 | 135.4 | 137.8 | 11.8 | 1.8 |
| Metal treatment services..... | 59 | 12/84 | 193.4 | 196.7 | 198.9 | 4.9 | 1.1 |
| Mining services..... | 60 | 06/85 | 216.7 | 223.8 | 226.5 | 3.3 | 1.2 |
| Contract work on textile products, apparel, and leather..... | 61 | 06/10 | 121.5 | 122.4 | 122.7 | 2.3 | 0.2 |
| Construction (partial)..... | 80 | 06/09 | 125.8 | 129.5 | 130.9 | 4.6 | 1.1 |

¹ The indexes for March 2021 have been recalculated to incorporate late reports and corrections by respondents. All indexes are subject to revision 4 months after original publication.
 "-" Data not available.

NOTE: The term "(partial)" denotes incomplete coverage of the index category.

Table 9. Producer price indexes and percent changes for commodity and service groupings and individual items, not seasonally adjusted
 [1982=100 unless otherwise indicated]

| Commodity | Commodity code | Other index base | Index | | | Percent change to July 2021 from: | |
|--|----------------|------------------|------------------------|------------------------|------------------------|-----------------------------------|-----------|
| | | | Mar. 2021 ¹ | June 2021 ¹ | July 2021 ¹ | July 2020 | June 2021 |
| Goods | | | | | | | |
| All commodities..... | | | 215.0 | 228.5 | 231.2 | 19.8 | 1.2 |
| Industrial commodities..... | | | 216.0 | 228.4 | 233.0 | 20.7 | 2.0 |
| Farm products, processed foods and feeds..... | | | 208.0 | 225.9 | 220.4 | 15.5 | -2.4 |
| Farm products..... | 01 | | 184.3 | 207.2 | 201.0 | 32.8 | -3.0 |
| Fruits & melons, fresh/dry vegs. & nuts..... | 011 | | 178.9 | 188.2 | 181.0 | -12.5 | -3.8 |
| Fresh fruits and melons..... | 0111 | | 133.5 | 146.8 | 140.4 | -5.1 | -4.4 |
| Citrus fruits..... | 0111-01 | | 278.9 | 277.3 | 289.1 | -12.6 | 4.3 |
| Grapefruits..... | 0111-0101 | | 530.1 | 551.5 | 551.5 | 8.5 | 0.0 |
| Lemons..... | 0111-0104 | | 310.8 | 377.0 | 397.4 | 18.9 | 5.4 |
| Valencia oranges..... | 0111-0105 | | 187.3 | 180.0 | 183.7 | -7.3 | 2.1 |
| Navel oranges..... | 0111-0106 | | 177.3 | 205.3 | 219.6 | - | 7.0 |
| Tangerines..... | 0111-0108 | 12/91 | 558.3 | 374.5 | - | - | - |
| Other fruits and berries..... | 0111-02 | | 119.2 | 133.0 | 124.8 | -1.3 | -6.2 |
| Plums and fresh prunes..... | 0111-0201 | 12/91 | - | 599.5 | 414.8 | 24.6 | -30.8 |
| Nectarines..... | 0111-0202 | 12/91 | - | 141.8 | 120.9 | 7.6 | -14.7 |
| Cherries..... | 0111-0203 | 12/91 | - | 26.7 | 40.3 | -35.5 | 50.9 |
| Apricots..... | 0111-0204 | 12/91 | - | 247.9 | 239.5 | -14.3 | -3.4 |
| Avocados..... | 0111-0205 | 12/91 | - | 189.5 | 188.4 | 16.5 | -0.6 |
| Kiwifruit..... | 0111-0206 | 12/91 | 226.7 | - | - | - | - |
| Granny Smith apples..... | 0111-0208 | 12/91 | 156.1 | 160.2 | 160.2 | 33.3 | 0.0 |
| Golden delicious apples..... | 0111-0211 | 12/91 | 170.4 | 169.8 | 169.8 | 12.6 | 0.0 |
| Red delicious apples..... | 0111-0215 | | 246.8 | 234.8 | 234.8 | 24.3 | 0.0 |
| McIntosh apples..... | 0111-0216 | | 200.4 | 212.6 | - | - | - |
| Peaches..... | 0111-0219 | | - | 264.1 | 228.3 | -10.9 | -13.6 |
| Gala apples..... | 0111-0220 | 03/15 | 89.1 | 89.2 | 89.2 | 23.9 | 0.0 |
| Pears..... | 0111-0221 | | 132.2 | 143.7 | 159.4 | 44.9 | 10.9 |
| Strawberries..... | 0111-0222 | | 118.1 | 91.0 | 108.3 | -32.8 | 19.0 |
| Raspberries..... | 0111-0224 | 12/91 | - | - | 30.9 | -14.9 | - |
| Blackberries..... | 0111-0225 | 12/91 | 47.7 | 32.8 | 32.8 | -37.2 | 0.0 |
| Blueberries..... | 0111-0227 | 12/91 | - | 43.6 | 21.6 | -5.7 | -50.5 |
| Grapes..... | 0111-0228 | | 111.7 | 139.8 | 139.8 | 1.7 | 0.0 |
| Table grapes..... | 0111-02281 | 12/11 | - | 209.1 | - | - | - |
| Wine grapes..... | 0111-02283 | 12/11 | 90.1 | 90.1 | 90.1 | -11.4 | 0.0 |
| Juice grapes..... | 0111-02284 | 01/16 | 118.7 | 118.7 | 118.7 | 0.0 | 0.0 |
| Fuji apples..... | 0111-0229 | 03/15 | 106.8 | 99.2 | 99.2 | 2.4 | 0.0 |
| Empire apples..... | 0111-0230 | 10/15 | 114.7 | 116.9 | - | - | - |
| Melons..... | 0111-03 | 12/91 | - | 151.7 | 124.3 | -16.2 | -18.1 |
| Cantaloupes..... | 0111-0301 | | - | 186.2 | 145.4 | -24.5 | -21.9 |
| Honeydews..... | 0111-0302 | 12/91 | - | 272.7 | 255.4 | 86.7 | -6.3 |
| Watermelons..... | 0111-0303 | 12/91 | - | 204.9 | 167.5 | -23.0 | -18.3 |
| Fresh and dry vegetables..... | 0113 | | 191.1 | 189.0 | 183.9 | -17.3 | -2.7 |
| Dry vegetables..... | 0113-01 | | 186.2 | 215.3 | 210.4 | 21.0 | -2.3 |
| Dry beans..... | 0113-011 | 09/15 | 133.5 | 159.7 | 155.9 | 5.6 | -2.4 |
| Dry pinto beans..... | 0113-0110 | 12/91 | 352.2 | 423.8 | 404.3 | -6.8 | -4.6 |
| Dry great northern beans..... | 0113-0111 | 12/91 | 329.3 | 329.3 | 329.3 | - | 0.0 |
| Dry pea beans..... | 0113-0113 | | 202.0 | 220.6 | 216.4 | 1.2 | -1.9 |
| Dry kidney beans..... | 0113-0114 | 12/11 | 91.0 | 111.4 | 112.9 | - | 1.3 |
| Dry garbanzo beans..... | 0113-0116 | 12/11 | 55.9 | 67.5 | 71.2 | 57.9 | 5.5 |
| Dry black beans..... | 0113-0117 | 09/15 | 139.9 | 186.2 | 180.2 | 46.0 | -3.2 |
| Dry peas and lentils..... | 0113-012 | 09/15 | 104.8 | 115.0 | 112.6 | 58.1 | -2.1 |
| Dry peas..... | 0113-0120 | 12/91 | 263.3 | 284.4 | 273.6 | 60.3 | -3.8 |
| Dry lentils..... | 0113-0121 | 12/91 | 198.8 | 226.5 | 229.7 | 54.0 | 1.4 |
| Fresh vegetables, except potatoes..... | 0113-02 | | 197.5 | 184.5 | 175.9 | -20.2 | -4.7 |
| Cabbage..... | 0113-0211 | | 316.7 | 301.1 | 257.3 | 1.4 | -14.5 |
| Carrots..... | 0113-0212 | | 183.7 | 205.3 | 205.9 | 5.9 | 0.3 |
| Celery..... | 0113-0213 | | 184.5 | 169.4 | 177.6 | -44.7 | 4.8 |
| Sweet corn..... | 0113-0214 | | 153.6 | 118.1 | 104.5 | -42.3 | -11.5 |
| Lettuce..... | 0113-0215 | | 225.6 | 179.6 | 195.7 | -12.7 | 9.0 |
| Dry onions..... | 0113-0216 | | 161.6 | 142.7 | 148.6 | -30.0 | 4.1 |
| Tomatoes..... | 0113-0217 | | 197.2 | 324.5 | 184.8 | -35.1 | -43.1 |
| Snap beans..... | 0113-0218 | | 157.4 | 182.6 | - | - | - |
| Green peas..... | 0113-0219 | 12/91 | - | 188.5 | 179.3 | -36.4 | -4.9 |
| Broccoli..... | 0113-0222 | 12/91 | 162.4 | 129.4 | 129.7 | -7.6 | 0.2 |
| Cauliflower..... | 0113-0223 | 12/91 | 137.1 | 45.0 | 57.1 | 46.8 | 26.9 |
| Spinach..... | 0113-0224 | 12/91 | 348.8 | 369.3 | 312.5 | -2.0 | -15.4 |

See footnotes at end of table.

Table 9. Producer price indexes and percent changes for commodity and service groupings and individual items, not seasonally adjusted — Continued
 [1982=100 unless otherwise indicated]

| Commodity | Commodity code | Other index base | Index | | | Percent change to July 2021 from: | |
|------------------------------------|----------------|------------------|------------------------|------------------------|------------------------|-----------------------------------|-----------|
| | | | Mar. 2021 ¹ | June 2021 ¹ | July 2021 ¹ | July 2020 | June 2021 |
| Greens..... | 0113-0225 | 12/91 | 207.5 | 187.5 | 191.0 | 11.3 | 1.9 |
| Endive..... | 0113-0226 | 12/91 | 568.6 | 512.6 | 512.6 | 14.4 | 0.0 |
| Green peppers..... | 0113-0228 | 12/91 | 294.1 | 331.0 | 331.0 | -34.6 | 0.0 |
| Eggplant..... | 0113-0229 | 12/91 | 433.9 | 232.1 | — | — | — |
| Squash..... | 0113-0231 | 12/91 | 157.3 | 126.1 | 214.4 | 49.4 | 70.0 |
| Beets..... | 0113-0232 | 12/91 | 112.7 | 112.9 | 109.2 | -5.2 | -3.3 |
| Cucumbers..... | 0113-0234 | 12/91 | — | 129.0 | 241.6 | -4.4 | 87.3 |
| Artichokes..... | 0113-0235 | 12/11 | 106.4 | 103.5 | 100.8 | 42.2 | -2.6 |
| Sweet potatoes..... | 0113-03 | | 148.2 | 146.2 | 145.3 | -11.9 | -0.6 |
| Sweet potatoes..... | 0113-0301 | 12/91 | 95.8 | 94.5 | 94.0 | -11.8 | -0.5 |
| Potatoes..... | 0113-06 | 12/11 | 96.7 | 106.7 | 108.6 | -18.2 | 1.8 |
| Long white potatoes..... | 0113-0601 | 12/91 | — | 204.6 | 177.9 | — | -13.0 |
| Round white potatoes..... | 0113-0602 | 12/91 | 218.3 | — | 161.4 | 0.0 | — |
| Russet potatoes..... | 0113-0603 | 12/91 | 149.3 | 171.7 | 181.4 | -22.2 | 5.6 |
| Round red potatoes..... | 0113-0604 | 12/91 | 182.5 | 186.4 | 201.2 | 1.8 | 7.9 |
| Round yellow potatoes..... | 0113-0605 | 09/15 | 136.8 | 131.9 | 136.8 | 63.6 | 3.7 |
| Tree nuts..... | 0119 | | 1,140.1 | 1,199.3 | 1,146.5 | -20.6 | -4.4 |
| Tree nuts..... | 0119-01 | | 1,140.1 | 1,199.3 | 1,146.5 | -20.6 | -4.4 |
| Pecans..... | 0119-0101 | | 624.8 | 624.8 | 624.8 | -12.3 | 0.0 |
| Almonds..... | 0119-0102 | 12/91 | 305.2 | 305.2 | 305.2 | -24.8 | 0.0 |
| Filberts..... | 0119-0103 | 12/91 | 192.5 | 232.4 | 232.4 | -3.9 | 0.0 |
| Walnuts..... | 0119-0104 | 12/91 | 184.2 | 282.2 | 191.2 | -12.8 | -32.2 |
| Macadamias..... | 0119-0105 | 12/91 | 506.0 | 506.0 | 506.0 | 0.0 | 0.0 |
| Pistachios..... | 0119-0106 | 12/91 | 272.8 | 272.8 | 274.1 | -12.0 | 0.5 |
| Grains..... | 012 | | 215.5 | 260.9 | 249.7 | 87.0 | -4.3 |
| Wheat..... | 0121 | | 188.1 | 196.5 | 204.5 | 46.2 | 4.1 |
| Wheat..... | 0121-01 | | 188.1 | 196.5 | 204.5 | 46.2 | 4.1 |
| Hard red winter wheat..... | 0121-0101 | | 179.1 | 179.1 | 178.1 | 44.0 | -0.6 |
| Hard red spring wheat..... | 0121-0102 | | 199.2 | 234.2 | 274.7 | 73.8 | 17.3 |
| Soft white wheat..... | 0121-0103 | | 173.9 | 186.7 | 191.9 | 41.5 | 2.8 |
| Soft red winter wheat..... | 0121-0104 | | 206.8 | 202.8 | 197.2 | 24.5 | -2.8 |
| Hard amber durum wheat..... | 0121-0105 | 12/84 | 196.0 | 217.9 | 248.5 | 39.5 | 14.0 |
| Other grains..... | 0122 | | 228.6 | 287.8 | 270.2 | 106.7 | -6.1 |
| Barley..... | 0122-01 | | 214.1 | 226.1 | 231.5 | 30.6 | 2.4 |
| Barley..... | 0122-0101 | | 214.1 | 226.1 | 231.5 | 30.6 | 2.4 |
| Corn..... | 0122-02 | | 222.8 | 282.8 | 265.5 | 108.7 | -6.1 |
| Corn..... | 0122-0205 | | 222.8 | 282.8 | 265.5 | 108.7 | -6.1 |
| Oats..... | 0122-03 | | 230.2 | 230.1 | 259.2 | 33.5 | 12.6 |
| Oats..... | 0122-0311 | | 230.2 | 230.1 | 259.2 | 33.5 | 12.6 |
| Rye..... | 0122-04 | | 80.8 | — | 80.8 | -12.8 | — |
| Rye..... | 0122-0415 | | 80.8 | — | 80.8 | -12.8 | — |
| Sorghum..... | 0122-05 | 12/91 | 302.9 | 310.0 | 272.0 | 98.1 | -12.3 |
| Sorghum..... | 0122-0501 | 12/91 | 302.9 | 310.0 | 272.0 | 98.1 | -12.3 |
| Rough rice..... | 0123 | 12/91 | 107.4 | 110.3 | 109.3 | 0.3 | -0.9 |
| Rough rice..... | 0123-01 | 12/91 | 107.4 | 110.3 | 109.3 | 0.3 | -0.9 |
| Rough rice..... | 0123-0103 | 12/04 | 182.7 | 187.5 | 185.8 | 0.2 | -0.9 |
| Long grain rough rice..... | 0123-01031 | 09/15 | 117.4 | 117.4 | 120.2 | -1.5 | 2.4 |
| Medium/short grain rough rice..... | 0123-01032 | 09/15 | 115.9 | 126.9 | 115.9 | 5.2 | -8.7 |
| Slaughter livestock..... | 013 | | 160.0 | 189.7 | 183.3 | 45.1 | -3.4 |
| Slaughter cattle..... | 0131 | | 167.9 | 185.9 | 184.9 | 23.6 | -0.5 |
| Slaughter steers and heifers..... | 0131-01 | | 173.1 | 187.4 | 185.6 | 27.6 | -1.0 |
| Slaughter steers and heifers..... | 0131-0199 | 12/91 | 164.0 | 177.5 | 175.9 | 27.6 | -0.9 |
| Slaughter cows and bulls..... | 0131-02 | | 133.9 | 164.1 | 164.9 | 9.8 | 0.5 |
| Slaughter cows and bulls..... | 0131-0299 | 12/91 | 120.4 | 147.6 | 148.3 | 9.8 | 0.5 |
| Slaughter vealers..... | 0131-03 | | 67.8 | 74.3 | 76.7 | 18.7 | 3.2 |
| Slaughter vealers..... | 0131-0399 | 12/91 | 58.6 | 64.2 | 66.3 | 18.8 | 3.3 |
| Slaughter hogs..... | 0132 | | 111.0 | 154.1 | 139.8 | 135.4 | -9.3 |
| Slaughter barrows and gilts..... | 0132-01 | | 109.2 | 154.5 | 139.3 | 133.7 | -9.8 |
| Slaughter barrows and gilts..... | 0132-0199 | 12/91 | 165.2 | 233.7 | 210.6 | 133.7 | -9.9 |
| Slaughter sows..... | 0132-02 | | 156.7 | 105.8 | 132.5 | 212.5 | 25.2 |
| Slaughter sows..... | 0132-0299 | 12/91 | 272.1 | 183.7 | 230.0 | 212.5 | 25.2 |
| Slaughter lambs..... | 0133 | | 410.0 | 450.6 | 456.4 | 46.8 | 1.3 |
| Slaughter lambs..... | 0133-01 | | 410.0 | 450.6 | 456.4 | 46.8 | 1.3 |
| Slaughter lambs..... | 0133-0199 | 12/91 | 472.9 | 519.7 | 526.3 | 46.7 | 1.3 |
| Slaughter poultry..... | 014 | | 223.6 | 284.3 | 282.0 | 48.7 | -0.8 |

See footnotes at end of table.

Table 9. Producer price indexes and percent changes for commodity and service groupings and individual items, not seasonally adjusted — Continued
 [1982=100 unless otherwise indicated]

| Commodity | Commodity code | Other index base | Index | | | Percent change to July 2021 from: | |
|---|----------------|------------------|------------------------|------------------------|------------------------|-----------------------------------|-------------|
| | | | Mar. 2021 ¹ | June 2021 ¹ | July 2021 ¹ | July 2020 | June 2021 |
| Slaughter chickens..... | 0141 | | 222.4 | 296.2 | 290.4 | 59.7 | -2.0 |
| Broilers and other meat type chickens..... | 0141-02 | | 225.4 | 300.3 | 294.4 | 59.7 | -2.0 |
| Slaughter chickens..... | 0141-0299 | 12/91 | 217.1 | 289.2 | 283.5 | 59.7 | -2.0 |
| Slaughter turkeys..... | 0142 | | 231.6 | 247.3 | 259.3 | 17.9 | 4.9 |
| Slaughter turkeys..... | 0142-01 | | 231.6 | 247.3 | 259.3 | 17.9 | 4.9 |
| Slaughter turkeys..... | 0142-0199 | 12/91 | 210.7 | 225.0 | 236.0 | 17.9 | 4.9 |
| Slaughter ducks..... | 0143 | 12/91 | 257.8 | 257.8 | 257.8 | 1.2 | 0.0 |
| Slaughter ducks..... | 0143-01 | 12/91 | 257.8 | 257.8 | 257.8 | 1.2 | 0.0 |
| Slaughter ducks..... | 0143-0199 | 12/91 | 257.8 | 257.8 | 257.8 | 1.2 | 0.0 |
| Raw cotton..... | 015 | | 129.2 | 131.6 | 137.2 | 43.1 | 4.3 |
| Raw cotton..... | 0151 | | 127.9 | 130.3 | 135.8 | 43.1 | 4.2 |
| Raw cotton..... | 0151-01 | | 127.9 | 130.3 | 135.8 | 43.1 | 4.2 |
| Raw cotton..... | 0151-0101 | | 127.9 | 130.3 | 135.8 | 43.1 | 4.2 |
| Upland cotton..... | 0151-01011 | 09/15 | 130.6 | 133.0 | 138.9 | 43.6 | 4.4 |
| Pima cotton..... | 0151-01012 | 09/15 | 86.1 | 88.3 | 88.3 | 32.4 | 0.0 |
| Raw milk..... | 016 | | 132.7 | 139.5 | 132.9 | -15.0 | -4.7 |
| Raw milk..... | 0161 | | 133.3 | 140.1 | 133.4 | -15.0 | -4.8 |
| Raw milk..... | 0161-01 | | 133.3 | 140.1 | 133.4 | -15.0 | -4.8 |
| Raw milk..... | 0161-0102 | | 133.3 | 140.1 | 133.4 | -15.0 | -4.8 |
| Chicken eggs..... | 017 | | 203.0 | 132.8 | 150.9 | 29.1 | 13.6 |
| Chicken eggs..... | 0171 | | 203.0 | 132.8 | 150.9 | 29.1 | 13.6 |
| Eggs for fresh use..... | 0171-07 | 12/91 | 181.0 | 114.3 | 136.6 | 20.2 | 19.5 |
| Eggs, jumbo..... | 0171-0701 | 12/84 | 208.2 | 150.6 | 183.2 | 27.1 | 21.6 |
| Eggs, extra large..... | 0171-0702 | 12/84 | 209.3 | 133.9 | 164.2 | 16.6 | 22.6 |
| Eggs, large..... | 0171-0703 | | 223.5 | 135.7 | 164.5 | 17.4 | 21.2 |
| Eggs, medium..... | 0171-0704 | 12/84 | 185.1 | 130.4 | 142.8 | 38.4 | 9.5 |
| Eggs, small..... | 0171-0705 | 12/84 | 126.8 | 123.7 | 123.7 | 77.0 | 0.0 |
| Breaker stock and checks and undergrades..... | 0171-08 | 12/91 | 161.8 | 115.2 | 115.2 | 61.3 | 0.0 |
| Breaker stock..... | 0171-0801 | 12/91 | 158.1 | 112.8 | 112.8 | 58.9 | 0.0 |
| Checks and undergrades..... | 0171-0802 | 12/91 | 202.2 | 142.0 | 142.0 | 87.1 | 0.0 |
| Hay, hayseeds, and oilseeds..... | 018 | | 286.2 | 296.1 | 288.8 | 53.0 | -2.5 |
| Hay and hayseeds..... | 0181 | | 352.0 | 399.9 | 367.6 | 9.4 | -8.1 |
| Hay and hayseeds..... | 0181-01 | | 352.0 | 399.9 | 367.6 | 9.4 | -8.1 |
| Alfalfa hay..... | 0181-0101 | | 326.9 | 359.8 | 378.1 | 26.8 | 5.1 |
| All other hay..... | 0181-0102 | 09/15 | 132.7 | 155.8 | 122.3 | -7.8 | -21.5 |
| Oilseeds..... | 0183 | | 266.1 | 271.4 | 267.2 | 62.8 | -1.5 |
| Oilseeds..... | 0183-01 | | 266.1 | 271.4 | 267.2 | 62.8 | -1.5 |
| Peanuts..... | 0183-0111 | | 103.1 | 101.1 | 106.8 | 3.0 | 5.6 |
| Cottonseed..... | 0183-0121 | | 276.2 | 314.7 | 305.1 | 47.2 | -3.1 |
| Soybeans..... | 0183-0131 | | 248.5 | 251.8 | 246.4 | 66.0 | -2.1 |
| Flaxseed..... | 0183-0151 | 12/91 | 337.4 | 373.9 | 373.9 | 60.5 | 0.0 |
| Sunflower..... | 0183-0161 | 12/91 | 317.7 | 400.6 | 417.2 | 44.3 | 4.1 |
| Canola..... | 0183-0171 | 12/11 | 127.1 | 124.3 | 156.6 | 127.3 | 26.0 |
| Miscellaneous oil crops..... | 0183-0181 | 09/15 | 129.7 | 132.6 | 133.4 | 8.0 | 0.6 |
| Processed foods and feeds..... | 02 | | 219.8 | 235.3 | 230.1 | 9.5 | -2.2 |
| Cereal and bakery products..... | 021 | | 262.2 | 265.7 | 268.4 | 4.0 | 1.0 |
| Bakery products..... | 0211 | | 292.7 | 293.5 | 294.4 | 0.3 | 0.3 |
| Bread (white, wheat, rye, etc.), including frozen..... | 0211-02 | 06/06 | 141.8 | 142.6 | 142.6 | -0.8 | 0.0 |
| Bread (white, wheat, rye, etc.), including frozen..... | 0211-0201 | 06/06 | 141.8 | 142.6 | 142.6 | -0.8 | 0.0 |
| White pan bread..... | 0211-020111 | 12/11 | 111.1 | 111.3 | 111.6 | -5.0 | 0.3 |
| White hearth bread (French, Italian, etc.)..... | 0211-020112 | 12/11 | 122.3 | 123.8 | 123.2 | 1.9 | -0.5 |
| Dark wheat breads (whole wheat, cracked wheat, multigrain, etc.)..... | 0211-020113 | 12/11 | 114.5 | 114.1 | 113.6 | 1.5 | -0.4 |
| Other variety breads (rye, unleavened, raisin, potato, self-rising, salt-free, canned, etc.)..... | 0211-020114 | 12/11 | 108.7 | 110.2 | 110.6 | 4.8 | 0.4 |
| Rolls (bread-type), muffins, bagels, and croissants..... | 0211-05 | | 294.7 | 296.6 | 294.6 | -4.3 | -0.7 |
| Rolls (bread-type), muffins, bagels, and croissants..... | 0211-0505 | 06/06 | 143.8 | 144.7 | 143.7 | -4.3 | -0.7 |
| Rolls, hamburger and wiener..... | 0211-050501 | 12/11 | 108.8 | 109.1 | 105.3 | -10.3 | -3.5 |
| All other rolls, bread-type (incl. muffins, bagels, and croissants)..... | 0211-050502 | 12/11 | 117.1 | 118.4 | 121.1 | 2.5 | 2.3 |
| Other sweet goods, excluding frozen..... | 0211-07 | | 300.5 | 297.5 | 302.1 | 3.9 | 1.5 |
| Other sweet goods, excluding frozen..... | 0211-0703 | 06/99 | 186.8 | 184.9 | 187.8 | 3.9 | 1.6 |
| Soft cakes, excluding frozen..... | 0211-08 | | 353.3 | 352.3 | 352.8 | 6.5 | 0.1 |
| Soft cakes, excluding frozen..... | 0211-0803 | 06/99 | 181.2 | 180.7 | 181.0 | 6.5 | 0.2 |
| Pies (fruit, cream, and custard), excluding frozen..... | 0211-09 | | 335.7 | - | 335.7 | 0.7 | - |
| Pies (fruit, cream, and custard), excluding frozen..... | 0211-0903 | 06/99 | 169.0 | - | 169.0 | 0.7 | - |

See footnotes at end of table.

Table 9. Producer price indexes and percent changes for commodity and service groupings and individual items, not seasonally adjusted — Continued
 [1982=100 unless otherwise indicated]

| Commodity | Commodity code | Other index base | Index | | | Percent change to July 2021 from: | |
|--|----------------|------------------|------------------------|------------------------|------------------------|-----------------------------------|-----------|
| | | | Mar. 2021 ¹ | June 2021 ¹ | July 2021 ¹ | July 2020 | June 2021 |
| Cookies, crackers, and related products..... | 0211-21 | | 242.4 | 242.7 | 242.7 | 1.1 | 0.0 |
| Cookies, wafers, and ice cream cones and cups (excluding frozen)..... | 0211-2103 | 06/83 | 226.7 | 227.2 | 227.2 | 2.3 | 0.0 |
| Crackers, biscuits, and related products..... | 0211-2104 | 06/83 | 248.6 | 248.7 | 248.7 | -0.4 | 0.0 |
| Crackers, biscuits, and related products..... | 0211-21042 | 12/11 | 100.5 | 100.6 | 100.6 | -0.4 | 0.0 |
| Retail bakery products..... | 0211-30 | 06/14 | 125.4 | 126.2 | 130.2 | 4.7 | 3.2 |
| Retail bakery products..... | 0211-3001 | 06/14 | 125.4 | 126.2 | 130.2 | 4.7 | 3.2 |
| Flour and flour base mixes and doughs..... | 0212 | | 204.5 | 210.2 | 217.8 | 11.6 | 3.6 |
| Wheat flour..... | 0212-03 | | 213.0 | 222.2 | 236.9 | 20.3 | 6.6 |
| Wheat flour..... | 0212-0301 | 06/83 | 208.0 | 216.9 | 231.3 | 20.3 | 6.6 |
| Flour base mixes and doughs..... | 0212-04 | | 198.1 | 200.7 | 201.8 | 3.4 | 0.5 |
| Flour base mixes and doughs..... | 0212-0401 | 06/83 | 208.1 | 210.9 | 212.0 | 3.4 | 0.5 |
| Prepared flour mixes, including refrigerated and frozen doughs and batters, made in flour mills..... | 0212-04011 | 12/11 | 103.6 | 106.2 | 106.5 | 3.1 | 0.3 |
| Flour mixes, excluding cake mixes, made from purchased flour..... | 0212-04013 | 12/11 | 106.7 | 108.1 | 108.8 | 3.8 | 0.6 |
| Milled rice and byproducts..... | 0213 | | 219.7 | 225.9 | 227.0 | 0.0 | 0.5 |
| Head rice..... | 0213-01 | | 228.0 | 234.9 | 235.6 | -0.9 | 0.3 |
| Head rice..... | 0213-0106 | 06/03 | 220.8 | 227.5 | 228.2 | -0.9 | 0.3 |
| Head rice not packaged with other ingredients..... | 0213-01066 | 12/11 | 101.7 | 105.0 | 105.2 | -1.2 | 0.2 |
| Milled rice (incl second heads, screenings, brewers, bran, sharps, rice flour, and byproducts)..... | 0213-02 | 06/84 | 139.8 | 142.3 | 144.4 | 4.3 | 1.5 |
| Milled rice (incl second heads, screenings, brewers, bran, sharps, rice flour, and byproducts)..... | 0213-0201 | 06/84 | 139.8 | 142.3 | 144.4 | 4.3 | 1.5 |
| Cereal and pasta products..... | 0214 | | 242.2 | 247.2 | 248.0 | 6.8 | 0.3 |
| Dry macaroni, spaghetti, and egg noodle products, made from purchased flour..... | 0214-02 | 06/85 | 206.2 | 207.9 | 204.7 | 1.0 | -1.5 |
| Dry macaroni, spaghetti, and egg noodle products, made from purchased flour..... | 0214-0203 | 12/02 | 169.7 | 171.1 | 168.5 | 1.1 | -1.5 |
| Dry macaroni, spaghetti, and egg noodle products, made from purchased flour..... | 0214-020303 | 06/09 | 114.4 | 115.3 | 113.5 | 1.0 | -1.6 |
| Cereal and mill products, other than flour..... | 0214-09 | 06/85 | 232.2 | 237.6 | 239.3 | 8.0 | 0.7 |
| Manufactured starch, made by wet milling..... | 0214-0907 | 06/85 | 221.2 | 226.1 | 234.7 | 8.8 | 3.8 |
| Wheat mill products, corn mill products, and other grain mill products except flour..... | 0214-0908 | 06/98 | 205.3 | 222.9 | 225.1 | 33.7 | 1.0 |
| Wheat mill products, except flour..... | 0214-09081 | 12/09 | 114.7 | 120.7 | 127.1 | 56.7 | 5.3 |
| Corn mill products..... | 0214-09082 | 12/09 | 130.3 | 141.1 | 142.8 | 29.3 | 1.2 |
| Other grain mill products..... | 0214-09083 | 12/09 | 132.6 | 148.3 | 144.0 | 29.3 | -2.9 |
| Breakfast cereal..... | 0214-0909 | 12/11 | 109.8 | 109.9 | 109.8 | 0.2 | -0.1 |
| Meats, poultry, and fish..... | 022 | | 200.8 | 244.0 | 224.7 | 25.1 | -7.9 |
| Meats..... | 0221 | | 195.7 | 246.8 | 222.6 | 29.4 | -9.8 |
| Beef and veal products, fresh or frozen..... | 0221-01 | | 223.4 | 307.5 | 255.8 | 40.3 | -16.8 |
| Beef, fresh/frozen variety meats, not canned or made into sausage, made in slaughtering plants..... | 0221-0126 | 06/08 | 168.0 | 239.3 | 229.9 | 71.3 | -3.9 |
| Veal, fresh or frozen, not canned or sausage, made in slaughtering plants..... | 0221-0129 | 12/88 | 141.8 | - | - | - | - |
| Beef, fresh/frozen whole/half carcass, not canned or made into sausage, misp..... | 0221-0131 | 06/08 | 153.0 | 181.0 | 170.1 | 36.7 | -6.0 |
| Beef, fresh/frozen, primal and subprimal cuts, made in slaughtering plants..... | 0221-0133 | 12/95 | 192.9 | 268.1 | 219.5 | 39.3 | -18.1 |
| Lamb/mutton, fresh or frozen, not canned or made into sausage, made in slaughtering plants..... | 0221-03 | | 292.5 | 306.6 | 312.0 | 7.3 | 1.8 |
| Lamb/mutton, fresh or frozen, not canned or made into sausage, made in slaughtering plants..... | 0221-0321 | 12/88 | 233.9 | 245.3 | 249.6 | 7.3 | 1.8 |
| Pork products, fresh, frozen, or processed, except sausage..... | 0221-04 | | 160.7 | 194.6 | 181.0 | 34.0 | -7.0 |
| Pork, fresh/frozen, unprocessed, all cuts, except sausage, made in slaughtering plants..... | 0221-0444 | 06/01 | 111.8 | 145.7 | 128.6 | 43.8 | -11.7 |
| Pork, processed or cured, not canned or made into sausage..... | 0221-0447 | 06/01 | 158.3 | 173.4 | 173.6 | 22.9 | 0.1 |
| Pork, processed or cured, not canned or made into sausage, made in slaughtering plants..... | 0221-04471 | 06/08 | 152.0 | 158.5 | 158.8 | 17.1 | 0.2 |
| Pork, processed or cured, not canned or made into sausage, mfpc..... | 0221-04472 | 06/08 | 143.6 | 159.6 | 159.8 | 24.7 | 0.1 |
| Pork, sweet-pickled, dry-cured, or dry salt, not canned or made into sausage, mfpc..... | 0221-044721 | 09/16 | 111.7 | 123.4 | 123.8 | 15.5 | 0.3 |
| Smoked hams and picnics, excluding canned, made from purchased carcasses..... | 0221-044722 | 12/11 | 114.3 | 119.8 | 119.8 | 8.4 | 0.0 |
| Smoked slab bacon, made from purchased carcasses..... | 0221-044723 | 09/16 | 128.8 | 137.0 | 132.6 | 11.4 | -3.2 |
| Smoked sliced bacon, made from purchased carcasses..... | 0221-044724 | 12/11 | 131.4 | 156.0 | 157.3 | 42.9 | 0.8 |
| Other smoked pork, not canned or made into sausage, made from purchased carcasses..... | 0221-044725 | 12/11 | 97.0 | 101.5 | 104.3 | 10.7 | 2.8 |
| Boiled ham, barbecue pork, and other cooked pork, excluding canned meats and sausage, mfpc..... | 0221-044726 | 12/11 | 112.0 | 118.4 | 116.1 | 31.8 | -1.9 |
| Other meats, fresh, frozen, or canned..... | 0221-05 | | 180.6 | 204.3 | 205.4 | 12.5 | 0.5 |
| Fresh/processed sausage, deli & cooked meats, etc..... | 0221-0503 | 06/01 | 171.0 | 187.8 | 191.6 | 14.0 | 2.0 |
| Fresh and processed sausage, deli, and cooked meats, made in slaughtering plants..... | 0221-05031 | 06/08 | 185.4 | 207.8 | 210.9 | 18.2 | 1.5 |
| Fresh and processed sausage, deli, and cooked meats, mfpc..... | 0221-05032 | 06/08 | 147.4 | 160.8 | 164.4 | 12.7 | 2.2 |
| Fresh sausage (pork sausage, breakfast links, etc.), excluding canned, mfpc..... | 0221-050321 | 12/11 | 132.8 | 139.3 | 140.7 | 19.5 | 1.0 |

See footnotes at end of table.

Table 9. Producer price indexes and percent changes for commodity and service groupings and individual items, not seasonally adjusted — Continued
 [1982=100 unless otherwise indicated]

| Commodity | Commodity code | Other index base | Index | | | Percent change to July 2021 from: | |
|--|----------------|------------------|------------------------|------------------------|------------------------|-----------------------------------|-----------|
| | | | Mar. 2021 ¹ | June 2021 ¹ | July 2021 ¹ | July 2020 | June 2021 |
| Dry or semidry sausage (salami, cervelat, pepperoni, summer sausage, pork roll, etc), mfpc..... | 0221-050322 | 12/11 | 114.7 | 132.5 | 134.7 | 13.6 | 1.7 |
| Frankfurters, including wieners, excluding canned, made from purchased carcasses..... | 0221-050323 | 12/11 | 116.1 | 122.0 | 126.5 | 6.2 | 3.7 |
| Other sausage (smoked or cooked) & jellied goods & similar preparations, excluding canned, mfpc..... | 0221-050324 | 12/11 | 118.0 | 127.5 | 132.0 | 8.3 | 3.5 |
| Boxed meat (beef, pork, lamb, etc.), made from purchased carcasses..... | 0221-0504 | 06/08 | 111.1 | 128.9 | 123.4 | 16.3 | -4.3 |
| Canned meats, excluding dog, cat, and baby food..... | 0221-0579 | 12/88 | 197.5 | 207.3 | 217.3 | 6.7 | 4.8 |
| Canned meats, excluding dog, cat, and baby food, mfpc..... | 0221-05792 | 06/08 | 155.6 | 162.0 | - | - | - |
| Frozen ground meat patties and other processed, frozen, or cooked meats, mfpc..... | 0221-0586 | 12/01 | 132.7 | 155.1 | 155.9 | 10.6 | 0.5 |
| Processed poultry..... | 0222 | | 170.7 | 198.1 | 185.4 | 18.8 | -6.4 |
| Young chickens, including bulk, chilled, frozen, whole, and in parts..... | 0222-03 | | 179.7 | 207.1 | 201.1 | 27.9 | -2.9 |
| Young chickens, including bulk, chilled, frozen, whole, and in parts..... | 0222-0333 | 12/90 | 177.5 | 204.6 | 198.7 | 27.9 | -2.9 |
| Turkeys, including frozen, whole, and in parts..... | 0222-06 | | 156.2 | 187.1 | 194.8 | 35.2 | 4.1 |
| Turkeys, including frozen, whole, and in parts..... | 0222-0611 | 12/90 | 155.1 | 185.7 | 193.4 | 35.2 | 4.1 |
| Canned, cooked, smoked or prepared poultry..... | 0222-08 | | 162.3 | 188.2 | 159.5 | 1.5 | -15.2 |
| Canned, cooked, smoked or prepared poultry..... | 0222-0811 | 12/90 | 133.4 | 154.6 | 131.1 | 1.5 | -15.2 |
| Chicken hens and other poultry/small game..... | 0222-09 | 12/90 | 79.8 | 94.5 | 95.0 | 27.5 | 0.5 |
| Other poultry/small game (duck, goose, rabbit, etc.)..... | 0222-0911 | 12/90 | 150.8 | 236.3 | 239.0 | 69.5 | 1.1 |
| Unprocessed and prepared seafood..... | 0223 | | 369.7 | 397.6 | 406.2 | 16.7 | 2.2 |
| Unprocessed finfish..... | 0223-01 | | 602.0 | 779.8 | 700.1 | 24.2 | -10.2 |
| Haddock..... | 0223-0101 | | 230.4 | 301.0 | 305.4 | 26.8 | 1.5 |
| Halibut..... | 0223-0102 | | 915.3 | 985.7 | 941.3 | 37.7 | -4.5 |
| Salmon..... | 0223-0103 | | 342.7 | - | - | - | - |
| Flounder..... | 0223-0131 | 12/91 | 220.8 | 121.2 | 167.9 | 5.7 | 38.5 |
| Cod..... | 0223-0132 | 12/91 | 91.4 | 106.3 | 134.7 | 42.2 | 26.7 |
| Pollock..... | 0223-0133 | 12/91 | 139.6 | 225.0 | 287.9 | 78.0 | 28.0 |
| Tuna..... | 0223-0136 | 01/16 | 82.7 | 78.0 | 98.4 | 37.2 | 26.2 |
| Other finfish..... | 0223-0199 | 12/91 | 519.8 | 522.3 | 461.5 | 9.3 | -11.6 |
| Canned seafood (including soups, stews, and chowders)..... | 0223-04 | | 220.9 | 222.2 | 222.3 | 5.3 | 0.0 |
| Canned seafood (including soups, stews, and chowders)..... | 0223-0429 | 12/84 | 250.4 | 251.8 | 251.9 | 5.3 | 0.0 |
| Unprocessed shellfish..... | 0223-05 | 12/91 | 256.9 | 253.0 | 292.2 | 46.5 | 15.5 |
| Shrimp..... | 0223-0501 | 12/91 | 109.4 | 118.3 | 137.5 | 37.5 | 16.2 |
| Crabs..... | 0223-0502 | 12/91 | - | 411.2 | 511.8 | 56.4 | 24.5 |
| Lobsters..... | 0223-0503 | 12/91 | 265.5 | 204.0 | 238.6 | 76.1 | 17.0 |
| Clams..... | 0223-0504 | 12/91 | 237.4 | 242.4 | 244.2 | 8.5 | 0.7 |
| Oysters..... | 0223-0505 | 01/16 | 103.5 | 111.1 | 112.4 | - | 1.2 |
| Sea scallops..... | 0223-0506 | 01/16 | 99.6 | 96.5 | 101.8 | 36.8 | 5.5 |
| Mussels..... | 0223-0507 | 01/16 | 110.3 | 110.3 | 110.3 | 0.0 | 0.0 |
| Prepared fresh and frozen seafood..... | 0223-06 | 12/11 | 109.9 | 114.6 | 118.2 | 6.6 | 3.1 |
| Prepared fresh fish/seafood, inc. surimi/surimi-based products..... | 0223-0601 | 12/11 | 120.2 | 120.7 | 125.2 | -8.8 | 3.7 |
| Prepared frozen fish..... | 0223-0602 | 12/11 | 101.3 | 105.0 | 105.9 | 3.6 | 0.9 |
| Prepared frozen shellfish..... | 0223-0603 | 12/11 | 122.2 | 133.0 | 141.9 | 29.2 | 6.7 |
| Other prepared fresh and frozen seafood..... | 0223-0604 | 12/11 | 94.4 | 98.2 | 98.7 | 6.1 | 0.5 |
| Dairy products..... | 023 | | 198.8 | 207.5 | 206.9 | -1.6 | -0.3 |
| Fluid milk products..... | 0231 | | 232.1 | 246.4 | 244.3 | 4.4 | -0.9 |
| Packaged fluid milk and related products..... | 0231-03 | 12/82 | 240.2 | 257.3 | 253.8 | 5.3 | -1.4 |
| Fluid whole milk..... | 0231-0301 | | 222.3 | 239.8 | 235.8 | 5.1 | -1.7 |
| Reduced fat and lowfat milk (1/2-2)..... | 0231-0302 | 12/82 | 258.5 | 275.2 | 270.5 | 4.2 | -1.7 |
| Fat free or skim milk..... | 0231-0303 | 12/82 | 271.0 | 283.3 | 278.1 | 6.2 | -1.8 |
| Other fluid milk related products, packaged, incl. cartons, bottles, cans, and dispenser cans..... | 0231-0304 | 12/82 | 227.2 | 247.8 | 249.2 | 7.9 | 0.6 |
| Cottage cheese..... | 0231-04 | 12/82 | 257.7 | 266.0 | 267.7 | 6.2 | 0.6 |
| Cottage cheese..... | 0231-0401 | 12/82 | 257.7 | 266.0 | 267.7 | 6.2 | 0.6 |
| Other milk products..... | 0231-05 | 12/82 | 205.2 | 208.9 | 208.6 | 2.0 | -0.1 |
| Other milk products..... | 0231-0501 | 12/82 | 205.2 | 208.9 | 208.6 | 2.0 | -0.1 |
| Yogurt, excluding frozen..... | 0231-05011 | 12/11 | 104.2 | 104.4 | 104.6 | 0.4 | 0.2 |
| Other packaged milk products..... | 0231-05012 | 12/11 | 117.8 | 124.7 | 123.6 | 6.3 | -0.9 |
| Bulk fluid milk and cream..... | 0231-06 | 12/91 | 159.3 | 174.9 | 174.1 | 4.3 | -0.5 |
| Bulk fluid milk and cream..... | 0231-0601 | 12/91 | 159.3 | 174.9 | 174.1 | 4.3 | -0.5 |
| Butter..... | 0232 | | 115.3 | 127.7 | 124.7 | 0.2 | -2.3 |
| Butter..... | 0232-01 | | 115.3 | 127.7 | 124.7 | 0.2 | -2.3 |
| Butter..... | 0232-0114 | 06/84 | 115.1 | 127.5 | 124.4 | 0.2 | -2.4 |
| Natural, processed, and imitation cheese..... | 0233 | | 166.3 | 168.3 | 168.5 | -13.4 | 0.1 |
| Natural cheese, except cottage cheese..... | 0233-02 | | 159.9 | 160.3 | 160.6 | -14.5 | 0.2 |
| Natural cheese, except cottage cheese..... | 0233-0212 | 06/88 | 175.4 | 175.9 | 176.1 | -14.6 | 0.1 |

See footnotes at end of table.

Table 9. Producer price indexes and percent changes for commodity and service groupings and individual items, not seasonally adjusted — Continued
 [1982=100 unless otherwise indicated]

| Commodity | Commodity code | Other index base | Index | | | Percent change to July 2021 from: | |
|--|----------------|------------------|------------------------|------------------------|------------------------|-----------------------------------|-----------|
| | | | Mar. 2021 ¹ | June 2021 ¹ | July 2021 ¹ | July 2020 | June 2021 |
| Natural cheese, except lowfat, shipped in consumer packages or containers (3 lbs or less)..... | 0233-02121 | 12/07 | 120.6 | 123.0 | 121.8 | 1.2 | -1.0 |
| Natural cheese, except lowfat, shipped in packages or containers (more than 3 lbs) or bulk..... | 0233-02122 | 12/07 | 85.7 | 85.5 | 85.9 | -24.3 | 0.5 |
| Lowfat natural cheese, except cottage cheese, shipped in consumer packages (3 lbs. or less)..... | 0233-02123 | 06/10 | 114.3 | 110.0 | 113.6 | 0.0 | 3.3 |
| Lowfat natural cheese, except cottage cheese, shipped in packages (more than 3 lbs.) or in bulk..... | 0233-02124 | 06/10 | 119.7 | 113.9 | 119.2 | -29.4 | 4.7 |
| Processed cheese and related products..... | 0233-03 | | 160.6 | 168.2 | 168.2 | -10.6 | 0.0 |
| Process cheese and related products..... | 0233-0312 | 06/88 | 170.7 | 178.8 | 178.8 | -10.6 | 0.0 |
| Process cheese, shipped in consumer packages or containers (3 lbs. or less)..... | 0233-03121 | 06/10 | 115.9 | 119.5 | 119.2 | -9.9 | -0.3 |
| All other process cheese and related products..... | 0233-03122 | 06/10 | 116.8 | 124.0 | 124.2 | -11.2 | 0.2 |
| Process cheese shipped in packages or containers (more than 3 lbs.) or in bulk..... | 0233-031221 | 06/10 | 116.0 | 123.2 | 124.7 | 4.4 | 1.2 |
| Cheese food, spread, and other related products..... | 0233-031225 | 12/11 | 93.0 | 98.8 | 97.6 | -25.1 | -1.2 |
| Cheese substitutes and imitations..... | 0233-04 | 06/88 | 241.4 | 254.4 | 254.4 | 6.4 | 0.0 |
| Cheese substitutes and imitations..... | 0233-0401 | 06/88 | 241.4 | 254.4 | 254.4 | 6.4 | 0.0 |
| Raw liquid whey..... | 0233-07 | 12/04 | 222.6 | 252.0 | 246.2 | 68.3 | -2.3 |
| Raw liquid whey..... | 0233-0701 | 12/04 | 222.6 | 252.0 | 246.2 | 68.3 | -2.3 |
| Ice cream and frozen desserts..... | 0234 | | 237.8 | 240.0 | 242.6 | 1.3 | 1.1 |
| Ice cream and frozen desserts..... | 0234-02 | 06/83 | 234.6 | 236.8 | 239.4 | 1.3 | 1.1 |
| Ice Cream and frozen desserts..... | 0234-0201 | 06/83 | 234.6 | 236.8 | 239.4 | 1.3 | 1.1 |
| Ice cream, excl. lowfat and nonfat (incl. custards), shipped in bulk (containers 3 gal or more)..... | 0234-02011 | 12/11 | 113.9 | 117.8 | 120.2 | 4.9 | 2.0 |
| Ice cream, incl. custards (excl. lowfat and nonfat) shipped in sizes less than 3 gallons..... | 0234-02012 | 12/11 | 107.0 | 107.9 | 110.4 | 2.3 | 2.3 |
| Ice cream, including custards (excluding lowfat and nonfat), novelty forms..... | 0234-02013 | 12/11 | 112.9 | 113.3 | 112.7 | -1.4 | -0.5 |
| Ice cream, including custards, lowfat and nonfat..... | 0234-02014 | 12/11 | 104.9 | 104.9 | 104.9 | -2.1 | 0.0 |
| Other frozen desserts (yogurt, sherbet, water ices, mellorine, frozen pudding, gelato, etc.)..... | 0234-02015 | 12/11 | 118.5 | 120.2 | 120.7 | 2.9 | 0.4 |
| Dry, condensed, and evaporated milk products..... | 0235 | | 184.3 | 199.0 | 199.2 | 17.7 | 0.1 |
| Dry milk products, including feed grade..... | 0235-02 | 12/83 | 169.3 | 187.2 | 187.8 | 26.0 | 0.3 |
| Dry milk products, including feed grade..... | 0235-0201 | 12/83 | 169.3 | 187.2 | 187.8 | 26.0 | 0.3 |
| Liquid milk products..... | 0235-03 | 12/83 | 202.6 | 205.3 | 204.6 | 3.1 | -0.3 |
| Consumer-type canned milk products..... | 0235-0301 | 12/83 | 250.7 | 253.5 | 254.0 | 0.7 | 0.2 |
| Bulk liquid milk products, including feed grade..... | 0235-0303 | 12/83 | 125.4 | 128.8 | 124.1 | 19.4 | -3.6 |
| Ice cream mixes and related products..... | 0235-05 | 06/02 | 121.7 | 138.7 | 139.6 | 14.4 | 0.6 |
| Ice cream mixes and related products..... | 0235-0502 | 06/02 | 121.7 | 138.7 | 139.6 | 14.4 | 0.6 |
| Processed fruits and vegetables..... | 024 | | 216.0 | 217.5 | 217.4 | 2.3 | 0.0 |
| Canned fruits and juices..... | 0241 | | 229.8 | 231.1 | 230.7 | 2.2 | -0.2 |
| Canned fruits, excluding baby foods..... | 0241-01 | | 238.1 | 238.1 | 237.3 | 3.0 | -0.3 |
| Canned fruits, excluding baby foods..... | 0241-0105 | 12/87 | 209.7 | 209.7 | 209.1 | 3.1 | -0.3 |
| Canned and fresh fruit juices, nectars, and concentrates..... | 0241-02 | | 229.4 | 231.4 | 231.3 | 1.9 | 0.0 |
| Canned and fresh fruit juices, nectars, and concentrates..... | 0241-0239 | 12/87 | 188.9 | 190.5 | 190.4 | 1.9 | -0.1 |
| Frozen fruits, juices and ades..... | 0242 | | 202.5 | 204.9 | 215.6 | 16.0 | 5.2 |
| Frozen fruits..... | 0242-02 | | 261.9 | 271.4 | 292.8 | 25.0 | 7.9 |
| Frozen fruits..... | 0242-0209 | 12/90 | 247.2 | 256.1 | 276.4 | 25.0 | 7.9 |
| Canned vegetables and juices..... | 0244 | | 186.6 | 184.9 | 185.8 | 1.4 | 0.5 |
| Canned vegetables and juices..... | 0244-01 | | 186.6 | 184.9 | 185.8 | 1.4 | 0.5 |
| Canned vegetables..... | 0244-0102 | 12/87 | 212.4 | 210.8 | 210.6 | 1.0 | -0.1 |
| Canned catsup and other tomato based sauces..... | 0244-0127 | 12/87 | 162.6 | 160.8 | 162.4 | 1.9 | 1.0 |
| Frozen vegetables..... | 0245 | | 218.6 | 223.1 | 220.6 | 1.9 | -1.1 |
| Frozen potato products (French-fried, patties, puffs, etc.)..... | 0245-02 | 12/90 | 210.3 | 212.7 | 210.3 | 0.4 | -1.1 |
| Frozen potato products (French-fried, patties, puffs, etc.)..... | 0245-0202 | | 264.8 | 267.8 | 264.8 | 0.4 | -1.1 |
| Frozen vegetables, other than potato products..... | 0245-05 | 12/90 | 159.5 | 164.6 | 162.8 | 4.1 | -1.1 |
| Frozen vegetables, other than potato products..... | 0245-0509 | 06/97 | 156.6 | 161.7 | 159.8 | 4.0 | -1.2 |
| Dried and dehydrated food..... | 0248 | 12/03 | 180.8 | 183.6 | 181.3 | -0.5 | -1.3 |
| Dried and dehydrated food..... | 0248-01 | 12/03 | 180.8 | 183.6 | 181.3 | -0.5 | -1.3 |
| Dried and dehydrated food..... | 0248-0101 | 12/03 | 180.8 | 183.6 | 181.3 | -0.5 | -1.3 |
| Dried and dehydrated fruits and vegetables incl. freeze-dried..... | 0248-010102 | 12/11 | 119.5 | 122.0 | 120.4 | -0.6 | -1.3 |
| Sugar and confectionery..... | 025 | | 220.9 | 223.2 | 224.1 | 0.1 | 0.4 |
| Raw cane sugar and sugar cane mill products and byproducts..... | 0252 | | 173.0 | 175.2 | 175.2 | -0.6 | 0.0 |
| Raw cane sugar and sugarcane mill products and byproducts..... | 0252-01 | | 173.0 | 175.2 | 175.2 | -0.6 | 0.0 |
| Raw cane sugar and sugarcane mill products and byproducts..... | 0252-0106 | 12/03 | 159.7 | 161.7 | 161.7 | -0.6 | 0.0 |
| Refined sugar products and byproducts..... | 0253 | | 189.6 | 194.6 | 191.1 | 4.3 | -1.8 |

See footnotes at end of table.

Table 9. Producer price indexes and percent changes for commodity and service groupings and individual items, not seasonally adjusted — Continued
 [1982=100 unless otherwise indicated]

| Commodity | Commodity code | Other index base | Index | | | Percent change to July 2021 from: | |
|--|----------------|------------------|------------------------|------------------------|------------------------|-----------------------------------|-----------|
| | | | Mar. 2021 ¹ | June 2021 ¹ | July 2021 ¹ | July 2020 | June 2021 |
| Refined sugar products and byproducts..... | 0253-07 | 12/02 | 157.9 | 162.0 | 159.1 | 4.3 | -1.8 |
| Refined granulated cane sugar and byproducts..... | 0253-0701 | 12/02 | 181.5 | 183.7 | 182.3 | 7.7 | -0.8 |
| Beet sugar..... | 0253-0702 | 12/02 | 140.7 | 146.2 | 142.2 | 1.2 | -2.7 |
| Confectionery materials..... | 0254 | | 179.0 | 181.7 | 183.0 | 5.7 | 0.7 |
| Confectionery materials..... | 0254-01 | | 179.0 | 181.7 | 183.0 | 5.7 | 0.7 |
| Other chocolate and cocoa products, made from cacao beans..... | 0254-0105 | 06/83 | 236.3 | 236.7 | 232.1 | 9.3 | -1.9 |
| Corn sweeteners, made by wet milling..... | 0254-0107 | 06/85 | 195.8 | 199.6 | 202.9 | 4.3 | 1.7 |
| Confectionery end products..... | 0255 | | 271.0 | 272.4 | 274.8 | -2.4 | 0.9 |
| Chewing gum, bubble gum, and chewing gum base..... | 0255-02 | | 259.0 | — | — | — | — |
| Chewing gum, bubble gum, and chewing gum base..... | 0255-0201 | | 259.0 | — | — | — | — |
| Candy and nuts..... | 0255-03 | 06/83 | 243.5 | 244.9 | 247.2 | -2.6 | 0.9 |
| Chocolate and chocolate-type confectionery products..... | 0255-0301 | 06/83 | 238.0 | 239.0 | 243.2 | -5.0 | 1.8 |
| Chocolate/chocolate-type confectionery prods, cacao beans..... | 0255-03011 | 12/11 | 113.6 | 113.6 | 124.8 | 15.9 | 9.9 |
| Chocolate/confectionery products, made from purchased chocolate, not retailed..... | 0255-03012 | 12/11 | 102.8 | 103.4 | 103.8 | -8.5 | 0.4 |
| Chocolate/confectionery products, made from purchased chocolate, retailed..... | 0255-03013 | 12/11 | 122.4 | 122.4 | 122.4 | — | 0.0 |
| Nonchocolate-type confectionery products..... | 0255-0302 | 06/83 | 228.4 | 229.7 | 231.4 | 1.0 | 0.7 |
| Nonchocolate-type confectioneries, made and packaged for shipment..... | 0255-03021 | 12/11 | 108.6 | 109.2 | 110.0 | 1.1 | 0.7 |
| Nuts and seeds (salted, roasted, cooked or blanched)..... | 0255-0304 | 06/91 | 187.1 | 188.6 | 188.5 | -2.3 | -0.1 |
| Nuts (salted, roasted, cooked, or blanched), sold in bulk..... | 0255-03041 | 06/08 | 111.5 | 113.1 | 112.9 | -8.3 | -0.2 |
| Canned nuts (salted, roasted, cooked, or blanched)..... | 0255-03042 | 06/08 | 127.0 | 127.1 | 127.1 | 1.4 | 0.0 |
| All other packaged nuts, including all types of seeds (salted, roasted, cooked, or blanched)..... | 0255-03043 | 06/08 | 174.1 | 175.5 | 175.5 | 0.7 | 0.0 |
| Other confectionery-type products..... | 0255-0305 | 06/91 | 184.9 | 184.9 | 189.9 | 1.2 | 2.7 |
| Beverages and beverage materials..... | 026 | | 214.2 | 213.6 | 213.4 | 1.4 | -0.1 |
| Alcoholic beverages..... | 0261 | | 201.6 | 200.6 | 200.2 | -0.7 | -0.2 |
| Malt beverages..... | 0261-01 | | 215.4 | 215.1 | 215.1 | 0.7 | 0.0 |
| Bottled beer and ale..... | 0261-0101 | | 187.4 | 188.7 | 188.6 | 2.0 | -0.1 |
| Canned beer and ale..... | 0261-0103 | | 224.7 | 222.9 | 222.8 | -0.4 | 0.0 |
| Beer and ale in barrels and kegs..... | 0261-0105 | 06/82 | 298.4 | 299.9 | 299.8 | 0.6 | 0.0 |
| All other malt beverages and brewing products..... | 0261-0108 | 12/03 | 101.0 | 101.2 | 101.3 | 3.3 | 0.1 |
| Distilled and bottled liquor, excluding brandy..... | 0261-02 | | 188.3 | 184.0 | 182.4 | -4.8 | -0.9 |
| Distilled liquor, excluding brandy..... | 0261-0202 | 12/11 | 97.0 | 92.3 | 90.2 | -8.2 | -2.3 |
| Distilled whiskey, all other distilled liquor, excluding brandy..... | 0261-02022 | 12/11 | 112.0 | 114.3 | 114.3 | 2.1 | 0.0 |
| Distillers' dried grains (dark and light) and dried solubles..... | 0261-02023 | 12/11 | 75.4 | 68.3 | 65.6 | — | -4.0 |
| Bottled liquor, excluding brandy..... | 0261-0204 | 12/11 | 101.6 | 101.5 | 101.6 | -2.0 | 0.1 |
| Bottled whiskey..... | 0261-02041 | 06/12 | 103.0 | 103.0 | 103.0 | 0.2 | 0.0 |
| Bottled gin, vodka, rum, cordials, cocktails, and similar compounds..... | 0261-02042 | 06/12 | 99.1 | 98.8 | 99.2 | -4.7 | 0.4 |
| Wines, brandy, and brandy spirits..... | 0261-04 | 12/83 | 182.5 | 183.3 | 183.2 | 0.2 | -0.1 |
| Wines, brandy, and brandy spirits..... | 0261-0441 | 06/06 | 116.4 | 116.9 | 116.9 | 0.2 | 0.0 |
| Wines, white, red & rose grape, and other fruit, 14 percent or less alcohol..... | 0261-04411 | 12/11 | 106.5 | 106.5 | 106.5 | -0.4 | 0.0 |
| Wines, white grape, 14 percent or less alcohol content..... | 0261-044111 | 12/11 | 103.5 | 103.5 | 103.3 | -1.0 | -0.2 |
| Wines, red grape, 14 percent or less alcohol content..... | 0261-044112 | 12/11 | 106.2 | 106.3 | 106.3 | 0.0 | 0.0 |
| Wines, rose grape & other fruits & berries, 14 percent or less alcohol..... | 0261-044113 | 12/11 | 137.4 | — | 137.4 | 0.0 | — |
| Wines, dessert, effervescent, and wine coolers..... | 0261-04412 | 12/11 | 120.5 | 122.4 | 122.4 | 2.1 | 0.0 |
| Wines, effervescent, including sparkling (carbonated), wine coolers..... | 0261-044122 | 12/11 | 122.2 | 124.6 | 124.6 | 2.6 | 0.0 |
| Other wines, brandy, and brandy spirits..... | 0261-04413 | 12/11 | 114.1 | 115.9 | 115.9 | 1.6 | 0.0 |
| Soft drinks..... | 0262 | | 224.7 | 223.6 | 224.2 | 3.3 | 0.3 |
| Soft drinks, non-carbonated and bottled water..... | 0262-06 | | 199.0 | 194.0 | 195.8 | 1.2 | 0.9 |
| Bottled water, non-carb, processed or pasteurized..... | 0262-0608 | 12/03 | 91.7 | 93.0 | 93.4 | 2.4 | 0.4 |
| Soft drinks, non-carbonated..... | 0262-0609 | | 221.9 | 212.6 | 214.9 | 0.7 | 1.1 |
| Soft drinks, non-carbonated, all other types..... | 0262-06093 | 12/07 | 111.2 | 110.1 | 111.6 | 1.3 | 1.4 |
| Soft drinks, non-carbonated, fruit drinks, cocktails, ades..... | 0262-06094 | 12/11 | 117.8 | 109.2 | 110.1 | 0.1 | 0.8 |
| Soft drinks, bottle/can, carbonated, all types..... | 0262-10 | 12/11 | 129.0 | 130.4 | 130.2 | 5.0 | -0.2 |
| Soft drinks, bottle/can, carbonated, all types..... | 0262-1001 | 12/11 | 129.0 | 130.4 | 130.2 | 5.0 | -0.2 |
| Packaged beverage materials..... | 0263 | | 194.6 | 197.0 | 195.6 | 1.6 | -0.7 |
| Coffee (whole bean, ground, & instant)..... | 0263-01 | | 197.6 | 199.6 | 198.3 | 1.6 | -0.7 |
| Coffee, concentrated, including coffee substitutes..... | 0263-0103 | | 171.8 | 171.8 | 171.8 | 0.0 | 0.0 |
| Roasted coffee..... | 0263-0104 | 06/88 | 173.4 | 175.2 | 174.0 | 1.8 | -0.7 |
| Tea in consumer packages, exc. canned ice tea..... | 0263-03 | | 175.1 | 180.3 | 177.4 | 1.4 | -1.6 |
| Tea in consumer packages, exc. canned ice tea..... | 0263-0313 | 12/85 | 148.5 | 152.9 | 150.4 | 1.3 | -1.6 |
| Other beverage materials..... | 0264 | | 264.7 | 266.1 | 264.9 | 7.9 | -0.5 |
| Other beverage materials..... | 0264-01 | | 264.7 | 266.1 | 264.9 | 7.9 | -0.5 |
| Malt and malt byproducts..... | 0264-0101 | | 137.9 | 139.5 | 138.4 | 3.1 | -0.8 |
| Liquid beverage bases, excluding use by soft drink bottlers..... | 0264-0109 | 12/85 | 260.8 | 262.6 | 260.8 | 11.2 | -0.7 |
| Fats and oils..... | 027 | | 298.1 | 340.4 | 351.3 | 46.7 | 3.2 |

See footnotes at end of table.

Table 9. Producer price indexes and percent changes for commodity and service groupings and individual items, not seasonally adjusted — Continued
 [1982=100 unless otherwise indicated]

| Commodity | Commodity code | Other index base | Index | | | Percent change to July 2021 from: | |
|---|----------------|------------------|------------------------|------------------------|------------------------|-----------------------------------|-----------|
| | | | Mar. 2021 ¹ | June 2021 ¹ | July 2021 ¹ | July 2020 | June 2021 |
| Shortening, cooking oil, and margarine..... | 0278 | | 287.9 | 324.8 | 335.6 | 39.5 | 3.3 |
| Shortening, cooking oil, and margarine..... | 0278-01 | | 287.9 | 324.8 | 335.6 | 39.5 | 3.3 |
| Margarine, butter blends, and butter substitutes..... | 0278-0109 | | 321.5 | 325.0 | 323.2 | 1.1 | -0.6 |
| Shortening and cooking oils..... | 0278-0115 | 12/11 | 94.4 | 107.9 | 112.0 | 45.3 | 3.8 |
| Other oilseed processing..... | 027A | 12/04 | 256.6 | 329.0 | 337.2 | 83.2 | 2.5 |
| Other oilseed processing..... | 027A-01 | 12/04 | 256.6 | 329.0 | 337.2 | 83.2 | 2.5 |
| Cotton linters..... | 027A-0104 | 12/11 | 22.3 | 26.8 | 27.2 | 4.2 | 1.5 |
| Cottonseed cake, meal, hulls, and other byproducts..... | 027A-0105 | 12/11 | 98.4 | 100.8 | 100.0 | 28.0 | -0.8 |
| Cottonseed cake and meal..... | 027A-01051 | 12/11 | 105.1 | 101.1 | 100.6 | 15.4 | -0.5 |
| Other crude and refined vegetable oils and other vegetable mill products..... | 027A-0106 | 12/11 | 133.0 | 176.4 | 181.1 | 93.1 | 2.7 |
| Other crude vegetable oils, including linseed, peanut, sunflower, safflower, etc..... | 027A-01061 | 12/11 | 147.9 | 217.1 | 224.3 | 143.3 | 3.3 |
| Other vegetable oil mill products, including all oil seed cake and meal..... | 027A-01063 | 12/11 | 112.8 | 111.9 | 112.1 | 9.7 | 0.2 |
| Corn oil, crude and refined..... | 027B | 01/16 | 171.5 | - | 195.8 | 91.6 | - |
| Corn oil, made by wet milling..... | 027B-01 | 01/16 | 171.5 | - | 195.8 | 91.6 | - |
| Corn oil, made by wet milling..... | 027B-0101 | 01/16 | 171.5 | - | 195.8 | 91.6 | - |
| Miscellaneous processed foods..... | 028 | | 234.9 | 237.0 | 236.6 | 0.8 | -0.2 |
| Canned jams, jellies, and preserves..... | 0281 | | 201.1 | 200.8 | 201.8 | 0.4 | 0.5 |
| Canned jams, jellies, and preserves..... | 0281-01 | | 201.1 | 200.8 | 201.8 | 0.4 | 0.5 |
| Canned jams, jellies, and preserves..... | 0281-0102 | 12/87 | 178.0 | 177.8 | 178.6 | 0.4 | 0.4 |
| Pickles and other pickled products, including horseradish..... | 0282 | | 243.1 | 247.9 | 252.0 | 4.1 | 1.7 |
| Pickles and other pickled products..... | 0282-01 | | 243.1 | 247.9 | 252.0 | 4.1 | 1.7 |
| Pickles and other pickled products, including horseradish..... | 0282-0106 | 12/86 | 217.3 | 221.6 | 225.2 | 4.1 | 1.6 |
| Processed eggs, liquid, dried, or frozen..... | 0283 | | 123.1 | 129.7 | 128.4 | 5.8 | -1.0 |
| Processed eggs (dried, frozen, or liquid)..... | 0283-01 | | 123.1 | 129.7 | 128.4 | 5.8 | -1.0 |
| Processed eggs (dried, frozen, liquid, whole, etc.)..... | 0283-0111 | 12/90 | 101.3 | 106.7 | 105.7 | 5.8 | -0.9 |
| Specialty canning..... | 0284 | | 242.9 | 245.8 | 245.3 | -1.5 | -0.2 |
| Specialty canning..... | 0284-01 | | 242.9 | 245.8 | 245.3 | -1.5 | -0.2 |
| Canned dry beans..... | 0284-0102 | 12/82 | 174.9 | 174.9 | 175.0 | 0.5 | 0.1 |
| Canned soups and stews, excluding frozen and seafood..... | 0284-0104 | 12/82 | 317.9 | 322.9 | 321.6 | -3.1 | -0.4 |
| Canned baby foods and other canned specialties/nationality foods..... | 0284-0105 | 06/08 | 116.4 | 118.3 | 118.5 | 2.2 | 0.2 |
| Frozen specialty food..... | 0285 | | 186.1 | 188.1 | 187.0 | -0.8 | -0.6 |
| Frozen specialty food..... | 0285-01 | | 186.1 | 188.1 | 187.0 | -0.8 | -0.6 |
| Frozen cakes, pies, and other pastries..... | 0285-0109 | 12/82 | 285.9 | 285.6 | 285.5 | 0.3 | 0.0 |
| Frozen dinners (beef, pork, and poultry pies) and nationality foods, incl. frozen pizza..... | 0285-0111 | 12/82 | 152.1 | 153.9 | 154.5 | -1.3 | 0.4 |
| Other frozen specialties, incl. all whipped topping, waffles, soups, etc., excluding seafood..... | 0285-0113 | 12/82 | 199.1 | 204.6 | 192.8 | -0.5 | -5.8 |
| Prepared sauces, except tomato..... | 0286 | | 200.2 | 200.3 | 200.8 | 0.7 | 0.2 |
| Prepared sauces, excluding tomato-based sauces and sauces comprised of 20 percent or more meat..... | 0286-01 | | 200.2 | 200.3 | 200.8 | 0.7 | 0.2 |
| Prepared sauces, excluding tomato-based sauces and sauces comprised of 20 percent or more meat..... | 0286-0103 | 12/86 | 166.0 | 166.2 | 166.6 | 0.7 | 0.2 |
| Other miscellaneous processed foods..... | 0289 | | 261.2 | 263.0 | 262.9 | 1.3 | 0.0 |
| Other miscellaneous processed foods..... | 0289-01 | | 261.2 | 263.0 | 262.9 | 1.3 | 0.0 |
| Mayonnaise, salad dressings, and sandwich spreads..... | 0289-0102 | 12/86 | 231.9 | 235.5 | 236.2 | 5.4 | 0.3 |
| Dry mix food preparations..... | 0289-0148 | 06/91 | 144.3 | 144.7 | 145.4 | 0.8 | 0.5 |
| Perishable non-frozen prepared food, including tortillas..... | 0289-0149 | 06/91 | 166.3 | 166.7 | 167.4 | -0.4 | 0.4 |
| Perishable prepared foods..... | 0289-01492 | 12/07 | 120.0 | 120.2 | 120.9 | -0.8 | 0.6 |
| Flavoring extracts, emulsions, liquid flavors, and food colorings..... | 0289-0151 | 12/85 | 333.0 | 339.8 | 331.2 | -0.8 | -2.5 |
| Other flavoring agents, except chocolate syrup..... | 0289-0154 | 12/00 | 136.4 | 140.2 | 140.6 | 1.4 | 0.3 |
| Soft drink flavoring syrup, sold in bulk..... | 0289-015411 | 12/11 | 138.1 | 138.1 | 138.1 | 3.3 | 0.0 |
| Other flavoring agents (except chocolate syrups)..... | 0289-015412 | 12/11 | 114.6 | 114.8 | 115.4 | 2.0 | 0.5 |
| Table salt (evaporated), pepper (white and black), and other spices..... | 0289-0156 | 06/91 | 253.9 | 258.9 | 258.0 | 0.9 | -0.3 |
| Pepper and other spices in commercial sizes (1 lb or more)..... | 0289-01566 | 05/17 | 94.9 | 101.2 | 100.1 | 3.9 | -1.1 |
| Peanut butter..... | 0289-0158 | 06/91 | 145.1 | 143.3 | 145.0 | 3.9 | 1.2 |
| Ice..... | 0289-0161 | 12/85 | 216.8 | 217.6 | 218.5 | 1.5 | 0.4 |
| Dairy product substitutes..... | 0289-0162 | 06/92 | 173.1 | 169.9 | 169.4 | -2.1 | -0.3 |
| Dry, condensed, and evaporated dairy product substitutes..... | 0289-01621 | 12/09 | 111.7 | 111.8 | 111.8 | - | 0.0 |
| Liquid dairy product substitutes..... | 0289-01622 | 12/09 | 118.3 | 113.8 | 113.1 | -4.3 | -0.6 |
| Chips (potato, corn, etc.)..... | 0289-0172 | 12/85 | 224.6 | 224.8 | 224.8 | 1.1 | 0.0 |
| Potato chips and sticks, plain and flavored..... | 0289-01721 | 12/07 | 126.8 | 126.9 | 126.9 | 1.0 | 0.0 |
| Corn chips and related products..... | 0289-01722 | 12/07 | 149.4 | 149.6 | 149.6 | 0.6 | 0.0 |
| Other chips, sticks (hard pretzels, bacon rinds, popcorn (except candied), etc.)..... | 0289-01723 | 12/07 | 147.3 | 147.4 | 147.4 | 1.7 | 0.0 |
| Vinegar and cider..... | 0289-0174 | 12/85 | 168.8 | 176.9 | 177.9 | 7.0 | 0.6 |

See footnotes at end of table.

Table 9. Producer price indexes and percent changes for commodity and service groupings and individual items, not seasonally adjusted — Continued
 [1982=100 unless otherwise indicated]

| Commodity | Commodity code | Other index base | Index | | | Percent change to July 2021 from: | |
|--|----------------|------------------|------------------------|------------------------|------------------------|-----------------------------------|------------|
| | | | Mar. 2021 ¹ | June 2021 ¹ | July 2021 ¹ | July 2020 | June 2021 |
| Other food preparations..... | 0289-0175 | 12/85 | 250.4 | 249.7 | 249.7 | 5.8 | 0.0 |
| Prepared animal feeds..... | 029 | | 219.0 | 226.2 | 225.1 | 19.2 | -0.5 |
| Soybean cake, meal, and other byproducts..... | 0292 | | 144.6 | 143.0 | 140.3 | 10.0 | -1.9 |
| Soybean cake, meal, and byproducts..... | 0292-01 | | 144.6 | 143.0 | 140.3 | 10.0 | -1.9 |
| Soybean cake, meal, and byproducts..... | 0292-0112 | 12/04 | 176.4 | 174.5 | 171.2 | 10.0 | -1.9 |
| Soybean cake and meal..... | 0292-01121 | 12/09 | 99.3 | 97.0 | 95.1 | 9.1 | -2.0 |
| Other soybean products, including isolates and concentrates..... | 0292-01122 | 12/09 | 133.0 | 156.7 | 156.1 | 23.7 | -0.4 |
| Formula feeds..... | 0293 | | 246.5 | 258.6 | 258.1 | 26.5 | -0.2 |
| Formula feeds..... | 0293-01 | | 246.5 | 258.6 | 258.1 | 26.5 | -0.2 |
| Chicken and turkey feed, supplements, concentrates, and premixes..... | 0293-0102 | 12/86 | 241.9 | 263.5 | 261.6 | 38.9 | -0.7 |
| Dairy cattle feed, supplements, concentrates, and premixes..... | 0293-0110 | 12/11 | 115.7 | 115.4 | 115.0 | 17.9 | -0.3 |
| Swine feed, supplements, concentrates, and premixes..... | 0293-0115 | 12/11 | 121.4 | 128.5 | 131.0 | 28.2 | 1.9 |
| Beef cattle feed, supplements, concentrates, and premixes..... | 0293-0117 | 12/11 | 113.6 | 116.7 | 115.5 | 16.0 | -1.0 |
| Poultry, exc. chicken and turkey, and livestock, exc. cattle and swine, feed..... | 0293-0118 | 12/86 | 305.1 | 309.1 | 309.6 | 9.6 | 0.2 |
| Miscellaneous feedstuffs..... | 0294 | | 279.9 | 290.8 | 290.5 | 17.9 | -0.1 |
| Pet food..... | 0294-02 | | 276.5 | 279.3 | 280.1 | 2.5 | 0.3 |
| Dog and cat food..... | 0294-0202 | 12/85 | 237.1 | 238.7 | 239.4 | 1.3 | 0.3 |
| Dog food..... | 0294-02021 | 12/10 | 121.8 | 122.6 | 123.1 | 1.5 | 0.4 |
| Canned dog food..... | 0294-020211 | 12/10 | 116.8 | 116.9 | 118.6 | 2.7 | 1.5 |
| Dry and semi moist dog food..... | 0294-020214 | 12/11 | 118.9 | 119.9 | 119.9 | 0.9 | 0.0 |
| Cat food..... | 0294-02022 | 12/10 | 122.7 | 123.6 | 123.6 | 0.8 | 0.0 |
| Canned cat food..... | 0294-020224 | 12/11 | 126.0 | 127.1 | 127.1 | 1.1 | 0.0 |
| Dry and semi moist cat food..... | 0294-020225 | 12/10 | 116.5 | 117.0 | 117.0 | 0.3 | 0.0 |
| Pet (excluding dog and cat), laboratory, and fur animal feed..... | 0294-0203 | 12/85 | 229.9 | 239.5 | 240.2 | 13.7 | 0.3 |
| Miscellaneous feedstuffs other than pet food..... | 0294-03 | | 273.4 | 297.0 | 294.9 | 53.7 | -0.7 |
| Meat meal and meat and bone meal..... | 0294-0301 | | 208.2 | 223.5 | 227.4 | 93.4 | 1.7 |
| Wet process corn byproducts..... | 0294-0317 | 06/85 | 165.9 | 185.4 | 186.3 | 41.4 | 0.5 |
| Other animal feeds, including fertilizer byproducts and feather..... | 0294-0325 | 12/97 | 202.8 | 209.2 | 208.6 | 28.6 | -0.3 |
| Animal and marine feed and fertilizer byproducts, except meat and bone meal..... | 0294-03252 | 06/09 | 115.9 | 110.0 | 109.8 | 26.4 | -0.2 |
| Other prepared animal feeds, including feeding materials and adjuncts..... | 0294-03253 | 06/09 | 109.6 | 123.3 | 122.8 | 30.6 | -0.4 |
| Miscellaneous byproducts of slaughtering plants..... | 0294-0333 | 06/01 | 472.5 | 525.4 | 510.0 | 86.3 | -2.9 |
| Textile products and apparel..... | 03 | | 156.1 | 160.6 | 163.0 | 9.0 | 1.5 |
| Synthetic fibers..... | 031 | | 139.9 | 143.7 | 148.0 | 16.1 | 3.0 |
| Unprocessed filament yarns..... | 0315 | | 145.0 | 148.9 | 153.4 | 16.1 | 3.0 |
| Noncellulosic fibers..... | 0315-02 | | 132.2 | 135.8 | 139.8 | 16.1 | 2.9 |
| Noncellulosic organic fibers..... | 0315-0241 | 06/05 | 116.1 | 120.5 | 125.3 | 20.6 | 4.0 |
| Polyester manufactured fibers..... | 0315-02411 | 06/11 | 88.7 | 93.7 | 101.0 | 15.4 | 7.8 |
| Other noncellulosic organic fibers, incl. polyamide, polyolefin, and producer-textured..... | 0315-02412 | 06/11 | 111.0 | 114.7 | 118.2 | 22.0 | 3.1 |
| Processed yarns and threads..... | 032 | | 149.0 | 157.0 | 158.3 | 16.4 | 0.8 |
| Yarns..... | 0326 | | 143.1 | 151.0 | 152.4 | 17.0 | 0.9 |
| Spun cotton yarns..... | 0326-01 | | 121.2 | 127.6 | 128.7 | 27.2 | 0.9 |
| Carded cotton spun yarns..... | 0326-0113 | 12/00 | 132.1 | 139.1 | 140.3 | 27.2 | 0.9 |
| Spun synthetic yarns..... | 0326-03 | | 166.5 | 173.2 | 174.2 | 13.1 | 0.6 |
| Spun synthetic yarns..... | 0326-0304 | 12/94 | 149.3 | 155.3 | 156.2 | 13.1 | 0.6 |
| Textured and twisted yarns..... | 0326-04 | 12/88 | 144.9 | 154.1 | 155.5 | 13.2 | 0.9 |
| Textured/cripped/bulked filament yarns, incl. stretch yarn, made from purchased filament yarn..... | 0326-0403 | 12/96 | 124.1 | 132.1 | 133.8 | 13.9 | 1.3 |
| Other spun noncellulosic and natural fiber (excluding cotton and wool) yarns..... | 0326-07 | 06/08 | 116.4 | 123.7 | 125.4 | 11.5 | 1.4 |
| Other spun noncellulosic and natural fiber (excluding cotton and wool) yarns..... | 0326-0701 | 06/08 | 116.4 | 123.7 | 125.4 | 11.5 | 1.4 |
| Thread..... | 0327 | | 274.0 | 274.0 | 274.4 | 0.1 | 0.1 |
| Thread..... | 0327-05 | 12/00 | 167.2 | 167.2 | 167.4 | 0.1 | 0.1 |
| Thread..... | 0327-0501 | 12/00 | 167.2 | 167.2 | 167.4 | 0.1 | 0.1 |
| Greige fabrics..... | 033 | | 140.0 | 143.1 | 144.5 | 4.6 | 1.0 |
| Greige broadwoven fabrics..... | 0337 | | 147.5 | 149.5 | 150.9 | 6.0 | 0.9 |
| Greige manmade fiber broadwoven fabrics..... | 0337-03 | | 146.7 | 147.2 | 148.8 | 5.5 | 1.1 |
| Greige manmade fiber broadwoven fabrics..... | 0337-0304 | 12/94 | 128.9 | 129.4 | 130.8 | 5.5 | 1.1 |
| Greige manmade fiber broadwoven fabrics 85 pct or more filament yarns exc rayon/acetate/lyocell..... | 0337-03043 | 06/11 | 109.3 | 109.4 | 111.7 | 10.8 | 2.1 |
| Greige knit fabrics..... | 0338 | | 166.9 | 169.8 | 178.4 | 8.7 | 5.1 |
| Weft (circular) knit fabrics, greige goods (excluding hosiery)..... | 0338-03 | | 161.7 | 162.5 | 175.3 | 8.1 | 7.9 |
| Weft (circular) knit fabrics, greige goods (excluding hosiery)..... | 0338-0301 | | 161.7 | 162.5 | 175.3 | 8.1 | 7.9 |
| Warp knit fabrics, greige goods (excluding hosiery)..... | 0338-04 | | 169.0 | 175.5 | 175.8 | 9.8 | 0.2 |
| Warp knit fabrics, greige goods (excluding hosiery)..... | 0338-0401 | | 169.0 | 175.5 | 175.8 | 9.8 | 0.2 |

See footnotes at end of table.

Table 9. Producer price indexes and percent changes for commodity and service groupings and individual items, not seasonally adjusted — Continued
 [1982=100 unless otherwise indicated]

| Commodity | Commodity code | Other index base | Index | | | Percent change to July 2021 from: | |
|--|----------------|------------------|------------------------|------------------------|------------------------|-----------------------------------|-----------|
| | | | Mar. 2021 ¹ | June 2021 ¹ | July 2021 ¹ | July 2020 | June 2021 |
| Tire cord and tire fabric..... | 0339 | 06/84 | 112.8 | — | 117.1 | -0.5 | — |
| Tire cord and tire fabrics..... | 0339-01 | 06/84 | 112.8 | — | 117.1 | -0.5 | — |
| Tire cord and tire fabrics..... | 0339-0101 | 06/84 | 112.8 | — | 117.1 | -0.5 | — |
| Finished fabrics..... | 034 | | 170.3 | 176.1 | 178.7 | 9.9 | 1.5 |
| Finished broadwoven fabrics..... | 0342 | | 192.8 | 205.1 | 209.2 | 23.3 | 2.0 |
| Finished cotton broadwoven fabrics..... | 0342-01 | | 158.3 | 158.3 | 167.0 | 5.5 | 5.5 |
| Finished cotton broadwoven fabrics..... | 0342-0104 | 12/94 | 140.2 | 140.2 | 147.8 | 5.4 | 5.4 |
| Finished manmade fiber, silk and other natural fiber (excl. cotton and wool) broadwoven fabrics..... | 0342-03 | | 211.3 | 229.4 | 231.9 | 30.8 | 1.1 |
| Finished manmade fiber, silk and other natural fiber (excl. cotton and wool) broadwoven fabrics..... | 0342-0306 | 12/94 | 174.0 | 188.8 | 190.9 | 30.8 | 1.1 |
| Woven and braided narrow fabrics..... | 0344 | | 204.3 | 211.8 | 219.2 | 9.4 | 3.5 |
| Woven and braided narrow fabrics..... | 0344-02 | 06/84 | 204.3 | 211.8 | 219.2 | 9.4 | 3.5 |
| Woven narrow fabrics (12 inches or less in width)..... | 0344-0204 | 12/89 | 181.9 | 191.4 | 192.6 | 7.5 | 0.6 |
| Braided narrow fabrics (12 inches or less in width)..... | 0344-0205 | 12/08 | 163.5 | 164.3 | 179.8 | 13.0 | 9.4 |
| Nonwoven fabrics and felts..... | 0345 | | 176.4 | 183.2 | 185.3 | 10.0 | 1.1 |
| Nonwoven fabrics and felts..... | 0345-03 | | 176.4 | 183.2 | 185.3 | 10.0 | 1.1 |
| Nonwoven fabrics..... | 0345-0321 | | 175.3 | 182.2 | 184.5 | 10.4 | 1.3 |
| Pressed, punched, or needled felts, excluding hats..... | 0345-0333 | 12/01 | 118.3 | 121.9 | 120.4 | 2.1 | -1.2 |
| Coated fabrics, not rubberized..... | 0346 | 06/85 | 210.1 | 212.4 | 214.4 | 2.8 | 0.9 |
| Coated fabrics, not rubberized..... | 0346-01 | 06/85 | 210.1 | 212.4 | 214.4 | 2.8 | 0.9 |
| Vinyl coated fabrics, including expanded vinyl coated..... | 0346-0102 | 06/85 | 212.9 | 217.7 | 219.0 | 4.2 | 0.6 |
| Coated or laminated fabrics and coated yarns, incl. impregnated fabrics..... | 0346-0103 | 06/85 | 212.6 | 213.9 | 216.2 | 2.3 | 1.1 |
| Screen printed textile materials, embroideries, and lace goods..... | 0347 | 06/85 | 184.0 | 187.3 | 189.8 | 4.8 | 1.3 |
| Screen printed textile and apparel materials and embroideries..... | 0347-01 | 06/85 | 184.3 | 187.6 | 190.2 | 4.9 | 1.4 |
| Embroideries (excluding Schiffl machine products) and embroidery contractors..... | 0347-0103 | 12/11 | 116.1 | 118.1 | 118.0 | 2.3 | -0.1 |
| Screen printing on garments, apparel accessories, and other fabric articles, excluding labels..... | 0347-0108 | 12/85 | 180.8 | 184.1 | 187.4 | 5.5 | 1.8 |
| Knit fabrics, finished in knitting mills..... | 0348 | 12/03 | 131.2 | 133.7 | 135.7 | 6.0 | 1.5 |
| Weft (circular) knit fabrics, knit and finished in the same establishment (excluding hosiery)..... | 0348-01 | 12/03 | 145.3 | 150.7 | 150.4 | 6.5 | -0.2 |
| Weft (circular) knit fabrics, knit and finished in the same establishment (excluding hosiery)..... | 0348-0101 | 12/03 | 145.3 | 150.7 | 150.4 | 6.5 | -0.2 |
| Warp knit goods, knit and finished in the same establishment..... | 0348-02 | 12/03 | 119.0 | 119.5 | 123.0 | 5.5 | 2.9 |
| Warp knit goods, knit and finished in the same establishment..... | 0348-0201 | 12/03 | 119.0 | 119.5 | 123.0 | 5.5 | 2.9 |
| Warp knit fabrics, knit and finished in same establishment..... | 0348-02011 | 06/08 | 133.0 | 133.5 | 137.4 | 5.4 | 2.9 |
| Apparel & other fabricated textile prods..... | 038 | | 156.2 | 158.6 | 160.6 | 2.5 | 1.3 |
| Apparel..... | 0381 | | 144.9 | 145.7 | 146.6 | 0.3 | 0.6 |
| Miscellaneous apparel and accessories..... | 0381-04 | 12/83 | 195.7 | 200.0 | 200.3 | 4.9 | 0.2 |
| Men's and boys' fabric, straw, and felt hats, made from purchased materials..... | 0381-0414 | 12/09 | 133.0 | 139.0 | 140.3 | 11.4 | 0.9 |
| Hat bodies and fabric caps, made from purchased materials..... | 0381-0416 | 12/09 | 146.8 | 166.0 | 166.0 | 15.0 | 0.0 |
| Gloves and mittens, made from purchased materials..... | 0381-0424 | 12/11 | 129.5 | 129.5 | 130.5 | 5.0 | 0.8 |
| Leather and sheep-lined apparel, made from purchased materials..... | 0381-0428 | 12/03 | 177.9 | 177.9 | 177.9 | 2.1 | 0.0 |
| Apparel and accessories, n.e.c..... | 0381-0441 | 12/85 | 168.1 | 169.8 | 169.8 | 3.4 | 0.0 |
| All other cut and sew apparel, made from purchased materials..... | 0381-04411 | 06/09 | 119.3 | 119.5 | 119.5 | 2.8 | 0.0 |
| Team sport uniforms, men's and boys', made from purchased fabrics..... | 0381-044111 | 12/11 | 119.5 | 120.3 | 120.3 | 7.2 | 0.0 |
| Vestments and costumes, made from purchased materials..... | 0381-044115 | 12/11 | 114.1 | — | 114.1 | 2.4 | — |
| Fabricated apparel accessories..... | 0381-04412 | 06/09 | 122.0 | 125.9 | 125.9 | 4.9 | 0.0 |
| All other apparel accessories, made from purchased materials..... | 0381-044125 | 12/11 | 116.3 | 120.0 | 120.0 | 4.5 | 0.0 |
| Women's, girls', and infants' cut and sew apparel..... | 0381-06 | 12/03 | 105.9 | 105.4 | 106.8 | -2.6 | 1.3 |
| Women's and girls' knit shirts and blouses, made from purchased fabrics..... | 0381-0601 | 12/03 | 119.2 | 119.6 | 122.9 | 2.2 | 2.8 |
| Women's and girls' woven shirts and blouses, made from purchased fabrics..... | 0381-0602 | 12/03 | 118.9 | 113.2 | 118.9 | 8.2 | 5.0 |
| Women's and girls' dresses, made from purchased fabrics..... | 0381-0611 | 12/03 | 102.9 | 102.9 | 102.9 | 0.0 | 0.0 |
| Women's and girls' skirts, made from purchased fabrics..... | 0381-0623 | | 124.3 | 124.3 | 124.3 | 0.1 | 0.0 |
| Women's and girls' tailored jackets and vests, except fur and leather, mfpm..... | 0381-0624 | | 120.5 | — | — | — | — |
| Women's and girls' slacks, jeans, & jean-cut casual slacks (exc sweatpants), mfpm..... | 0381-0631 | 12/03 | 75.3 | — | 75.3 | -24.1 | — |
| Women's and girls' swimwear, made from purchased fabrics..... | 0381-0632 | 12/03 | 108.4 | 108.4 | 108.4 | 0.5 | 0.0 |
| Women's and girls' sweaters, including sweater vests, made from purchased fabrics..... | 0381-0636 | 12/09 | 108.3 | 108.3 | — | — | — |
| Women's and girls' shorts, including tennis skirts, made from purchased fabrics..... | 0381-0637 | 12/09 | 107.1 | 92.1 | 107.1 | -0.8 | 16.3 |
| Women's and girls' sweatpants, bodysuits, warm-up suits, rompers, & beachwear (exc. swimwear)..... | 0381-0638 | 12/09 | 130.9 | 130.9 | — | — | — |
| Women's and girls' nontailored coats, jackets, vests, and washable service apparel, mfpm..... | 0381-0639 | 12/09 | 87.6 | 87.8 | 87.8 | 0.2 | 0.0 |
| Women's and girls' underwear, excluding foundation garments, made from purchased fabrics..... | 0381-0641 | 12/03 | 115.7 | 115.7 | 115.7 | 0.0 | 0.0 |

See footnotes at end of table.

Table 9. Producer price indexes and percent changes for commodity and service groupings and individual items, not seasonally adjusted — Continued
 [1982=100 unless otherwise indicated]

| Commodity | Commodity code | Other index base | Index | | | Percent change to July 2021 from: | |
|---|----------------|------------------|------------------------|------------------------|------------------------|-----------------------------------|------------|
| | | | Mar. 2021 ¹ | June 2021 ¹ | July 2021 ¹ | July 2020 | June 2021 |
| Women's and girls' nightwear, excluding robes and dressing gowns, made from purchased fabrics..... | 0381-0642 | 12/03 | 117.4 | 117.4 | 117.4 | 0.0 | 0.0 |
| Infants' apparel, made from purchased fabrics..... | 0381-0654 | 12/11 | 101.4 | 101.4 | — | — | — |
| Men's and boys' cut and sew apparel..... | 0381-07 | 12/03 | 119.0 | 119.8 | 119.8 | 1.2 | 0.0 |
| Men's and boys' work clothing and washable service apparel (excl. work shirts and jeans), mfgm..... | 0381-0712 | 12/03 | 123.2 | 123.1 | 123.1 | -0.6 | 0.0 |
| Men's and boys' knit dress and sport shirts, made from purchased fabrics..... | 0381-0721 | 12/03 | 136.3 | 141.2 | 141.2 | 3.9 | 0.0 |
| Men's and boys' woven dress and sport shirts, made from purchased fabrics.... | 0381-0722 | 12/03 | 129.6 | 129.6 | — | — | — |
| Men's and boys' suits, coats, and overcoats..... | 0381-0735 | 12/13 | 105.2 | 105.7 | 105.7 | 4.1 | 0.0 |
| Men's and boys' tailored suits, including dress uniforms (firefighter, military, police, etc.)..... | 0381-07352 | 12/03 | 114.8 | — | — | — | — |
| Men's and boys' tailored overcoats, dress and sport coats, and vests..... | 0381-07353 | 12/08 | 108.3 | 110.3 | 110.3 | 2.5 | 0.0 |
| Men's and boys' nontailored coats, jackets, and vests (excl. ski apparel & work jackets)..... | 0381-0741 | 12/03 | 112.4 | 112.8 | 113.1 | -0.6 | 0.3 |
| Men's and boys' heavyweight nontailored coats, jackets, and vests (excl. ski apparel & work)..... | 0381-07411 | 12/11 | 115.2 | 116.1 | 116.5 | 2.4 | 0.3 |
| Men's and boys' lightweight nontailored coats, jackets, and vests (excl. ski apparel & work)..... | 0381-07412 | 12/11 | 107.8 | 107.8 | 107.8 | -4.3 | 0.0 |
| Men's and boys' shorts (including dress and athletic) and swimwear, made from purchased fabric..... | 0381-0742 | 12/03 | 100.6 | 100.6 | 100.6 | 0.0 | 0.0 |
| Men's and boys' sweaters, sweatpants, jogging suits, beachwear (exc. swimwear), & ski apparel..... | 0381-0743 | 12/03 | 119.6 | 121.2 | 121.2 | 1.3 | 0.0 |
| Men's and boys' nightwear, robes, and underwear, made from purchased fabrics..... | 0381-0761 | 12/03 | 146.7 | 148.3 | 148.3 | 2.5 | 0.0 |
| Apparel made in knitting mills..... | 0381-08 | 12/03 | 115.6 | 116.6 | 116.8 | 1.0 | 0.2 |
| Knit outerwear, underwear, and nightwear, made in knitting mills..... | 0381-0808 | 05/16 | 103.5 | 104.1 | 104.1 | 0.6 | 0.0 |
| Hosiery and socks..... | 0381-0831 | 05/20 | 100.0 | 101.0 | 101.3 | 1.3 | 0.3 |
| Textile house furnishings..... | 0382 | | 163.7 | 166.0 | 169.1 | 0.4 | 1.9 |
| Textile house furnishings..... | 0382-03 | 06/83 | 176.3 | 178.8 | 182.1 | 0.3 | 1.8 |
| Curtains and draperies, made from purchased materials..... | 0382-0304 | 12/05 | 130.8 | 134.7 | 134.5 | 3.3 | -0.1 |
| Other textiles, including towels and bed textiles..... | 0382-0312 | 06/05 | 132.2 | 133.5 | 136.7 | -0.4 | 2.4 |
| Fabricated textile products, made in weaving mills..... | 0382-03121 | 06/11 | 102.6 | 102.6 | 102.6 | 0.3 | 0.0 |
| Other household textile products..... | 0382-03122 | 06/11 | 118.6 | 119.8 | 122.8 | -0.5 | 2.5 |
| Bedspreads, made from purchased materials..... | 0382-031221 | 12/11 | 119.2 | 123.7 | 123.7 | 5.2 | 0.0 |
| Sheets and pillowcases, made from purchased materials..... | 0382-031223 | 12/11 | 113.3 | 113.3 | 113.3 | 0.0 | 0.0 |
| Other household furnishings, made from purchased materials..... | 0382-031226 | 12/11 | 118.0 | 119.2 | 122.7 | -0.8 | 2.9 |
| Industrial and other fabricated products..... | 0383 | | 181.1 | 186.1 | 189.1 | 6.0 | 1.6 |
| Industrial and other fabricated products..... | 0383-03 | | 180.4 | 185.4 | 188.4 | 6.0 | 1.6 |
| Rope, cordage, and twine..... | 0383-0321 | 06/12 | 107.7 | 116.6 | 121.5 | 18.9 | 4.2 |
| Duffle bags..... | 0383-0333 | 06/10 | 121.7 | — | 121.7 | 1.3 | — |
| All other textile bags..... | 0383-0334 | 06/10 | 126.3 | 126.3 | 136.3 | 8.7 | 7.9 |
| Canvas and related products..... | 0383-0345 | 06/03 | 152.0 | 157.3 | 160.3 | 6.9 | 1.9 |
| All other fabricated textile products, excluding trimming and findings..... | 0383-0351 | 12/85 | 141.8 | 144.3 | 144.9 | 3.4 | 0.4 |
| All other miscellaneous fabricated textile products..... | 0383-03516 | 09/18 | 104.5 | 107.0 | 106.5 | 3.6 | -0.5 |
| Trimming and findings, excluding automobile and apparel..... | 0383-0361 | 12/06 | 166.7 | 167.2 | 167.7 | 0.3 | 0.3 |
| Miscellaneous textile products/services..... | 039 | 06/85 | 139.6 | 145.8 | 145.8 | 12.7 | 0.0 |
| Miscellaneous textile products/services..... | 0394 | 09/18 | 95.4 | 99.6 | 99.6 | 12.7 | 0.0 |
| Miscellaneous textile products/services..... | 0394-01 | 09/18 | 95.4 | 99.6 | 99.6 | 12.7 | 0.0 |
| Textile and fabric finishing, except broadwoven..... | 0394-0103 | 12/01 | 122.9 | 126.1 | 126.1 | 5.9 | 0.0 |
| Hides, skins, leather, and related products..... | 04 | | 175.2 | 197.5 | 212.0 | 37.3 | 7.3 |
| Hides and skins, incl. cattle..... | 041 | | 149.7 | 211.4 | 246.9 | 133.4 | 16.8 |
| Hides and skins, incl. cattle..... | 0419 | 06/01 | 68.5 | 96.8 | 113.0 | 133.5 | 16.7 |
| Hides, skins, and pelts, made in slaughtering plants..... | 0419-01 | 06/01 | 68.5 | 96.8 | 113.0 | 133.5 | 16.7 |
| Hides, skins, and pelts, made in slaughtering plants..... | 0419-0108 | 06/01 | 68.5 | 96.8 | 113.0 | 133.5 | 16.7 |
| Leather..... | 042 | | 189.9 | 209.4 | 227.0 | 51.3 | 8.4 |
| Finished and unfinished leather..... | 0427 | 12/97 | 104.1 | 114.8 | 124.5 | 51.3 | 8.4 |
| Finished and unfinished leather..... | 0427-01 | 12/97 | 104.1 | 114.8 | 124.5 | 51.3 | 8.4 |
| Finished and unfinished leather..... | 0427-0102 | 12/03 | 86.8 | 95.7 | 103.8 | 51.3 | 8.5 |
| Footwear..... | 043 | | 213.8 | 213.6 | 215.7 | 2.8 | 1.0 |
| Men's nonathletic footwear..... | 0431 | | 243.1 | 240.2 | 243.7 | 3.0 | 1.5 |
| Men's footwear (size 6 and larger), excluding athletic..... | 0431-05 | 12/93 | 169.5 | 167.5 | 170.0 | 3.1 | 1.5 |
| Men's footwear (size 6 and larger), excluding athletic..... | 0431-0501 | 12/93 | 169.7 | 167.6 | 170.1 | 3.0 | 1.5 |
| Women's nonathletic footwear..... | 0432 | | 178.4 | 179.3 | 179.3 | 0.6 | 0.0 |
| Women's footwear (size 4 and larger), excluding athletic..... | 0432-05 | 12/93 | 139.5 | 140.2 | 140.2 | 0.6 | 0.0 |
| Women's footwear (size 4 and larger), excluding athletic..... | 0432-0501 | 12/93 | 139.4 | 140.1 | 140.1 | 0.6 | 0.0 |
| Other leather and related products..... | 044 | | 198.1 | 199.5 | 200.7 | 1.6 | 0.6 |

See footnotes at end of table.

Table 9. Producer price indexes and percent changes for commodity and service groupings and individual items, not seasonally adjusted — Continued
 [1982=100 unless otherwise indicated]

| Commodity | Commodity code | Other index base | Index | | | Percent change to July 2021 from: | |
|--|----------------|------------------|------------------------|------------------------|------------------------|-----------------------------------|------------|
| | | | Mar. 2021 ¹ | June 2021 ¹ | July 2021 ¹ | July 2020 | June 2021 |
| Luggage and small leather goods..... | 0441 | | 184.2 | 184.5 | 184.5 | 0.4 | 0.0 |
| Luggage and small leather goods..... | 0441-01 | | 184.2 | 184.5 | 184.5 | 0.4 | 0.0 |
| Luggage (including suitcases, travel bags, backpacks, and other types)..... | 0441-0112 | 12/84 | 136.7 | 137.3 | 137.3 | 0.7 | 0.0 |
| Women's and children's handbags and purses..... | 0441-0128 | 06/82 | 195.1 | 194.9 | 194.9 | 0.0 | 0.0 |
| Personal leather goods (excluding women's handbags and purses)..... | 0441-0132 | 06/82 | 188.4 | 188.5 | 188.5 | 0.8 | 0.0 |
| Leather and leather-like goods, n.e.c..... | 0445 | 06/85 | 200.6 | 203.7 | 206.4 | 3.1 | 1.3 |
| Leather and leather-like goods, n.e.c..... | 0445-01 | 06/85 | 200.6 | 203.7 | 206.4 | 3.1 | 1.3 |
| All other leather goods..... | 0445-0101 | 06/85 | 222.5 | 223.8 | 227.1 | 2.3 | 1.5 |
| Boot and shoe cut stock and findings..... | 0445-01011 | 12/11 | 105.3 | 105.3 | 105.3 | 0.0 | 0.0 |
| All other miscellaneous leather goods..... | 0445-01014 | 12/11 | 135.3 | 136.3 | 138.7 | 2.8 | 1.8 |
| Leather belts, made from purchased materials..... | 0445-0111 | 06/85 | 157.6 | 171.8 | 171.9 | 9.1 | 0.1 |
| Fuels and related products and power..... | 05 | | 185.5 | 198.2 | 206.9 | 43.3 | 4.4 |
| Coal..... | 051 | | 187.2 | 192.6 | 193.1 | 2.6 | 0.3 |
| Anthracite..... | 0511 | | 200.8 | 194.6 | 194.6 | -0.8 | 0.0 |
| Prepared anthracite shipped..... | 0511-01 | | 237.1 | 228.3 | 228.3 | -1.0 | 0.0 |
| Prepared anthracite shipped..... | 0511-0117 | 12/86 | 244.2 | 235.2 | 235.2 | -1.0 | 0.0 |
| Bituminous coal and lignite..... | 0512 | | 186.9 | 192.4 | 193.0 | 2.7 | 0.3 |
| Unprepared bituminous coal and lignite..... | 0512-08 | | 131.6 | 141.4 | — | — | — |
| Unprepared bituminous coal and lignite..... | 0512-081 | | 131.6 | 141.4 | — | — | — |
| Unprepared bituminous coal and lignite from surface mine..... | 0512-0811 | 06/08 | 112.6 | 121.0 | — | — | — |
| Prepared bituminous coal and lignite..... | 0512-09 | 12/01 | 203.5 | 207.7 | 210.9 | 2.7 | 1.5 |
| Prepared bituminous coal & lignite, washed by wet-washing, pneumatic, or other..... | 0512-091 | 12/01 | 206.8 | 210.3 | 211.7 | 0.0 | 0.7 |
| Prepared bituminous coal & lignite surface mine, wet-washing, pneumatic, or other..... | 0512-0911 | 06/08 | 106.6 | 106.6 | 106.6 | 0.3 | 0.0 |
| Prepared bituminous coal & lignite underground mine, wet-washing, pneumatic, or other..... | 0512-0912 | 06/08 | 96.5 | 98.9 | 99.9 | -0.2 | 1.0 |
| Prepared bituminous coal & lignite, mechanically crushed/screened/sized only.... | 0512-092 | 12/01 | 217.3 | 222.8 | 229.0 | 6.8 | 2.8 |
| Prepared bituminous coal & lignite surface mine, mechanically crushed/screened/sized only..... | 0512-0921 | 06/08 | 147.3 | 148.5 | 149.9 | 3.0 | 0.9 |
| Prepared bituminous coal underground mine, mechanically crushed/screened/sized only..... | 0512-0922 | 06/08 | 149.7 | 163.5 | 178.1 | 21.2 | 8.9 |
| Gas fuels..... | 053 | | 128.1 | 132.9 | 151.0 | 137.0 | 13.6 |
| Natural gas..... | 0531 | | 110.4 | 115.9 | 131.5 | 146.7 | 13.5 |
| Natural gas..... | 0531-01 | | 110.4 | 115.9 | 131.5 | 146.7 | 13.5 |
| Natural gas..... | 0531-0105 | 06/96 | 139.9 | 146.9 | 166.7 | 147.0 | 13.5 |
| Natural gas from the wellhead..... | 0531-01051 | 06/09 | 78.7 | 82.6 | 93.0 | 148.0 | 12.6 |
| Natural gas from processing facilities..... | 0531-01052 | 06/09 | 72.4 | 76.5 | 91.4 | 137.4 | 19.5 |
| Liquefied petroleum gas..... | 0532 | | 163.6 | 161.6 | 184.6 | 102.6 | 14.2 |
| Liquefied petroleum gas..... | 0532-01 | | 163.6 | 161.6 | 184.6 | 102.6 | 14.2 |
| Isopentane and natural gasoline..... | 0532-0102 | 06/09 | 86.9 | 87.8 | 92.9 | 134.6 | 5.8 |
| Propane..... | 0532-0104 | | 186.2 | 177.3 | 210.3 | 106.4 | 18.6 |
| Butane..... | 0532-0105 | | 141.7 | 131.0 | 155.2 | 126.6 | 18.5 |
| Plant condensate, ethane, gas mixtures, and other natural gas liquids..... | 0532-0108 | 06/09 | 48.4 | 49.4 | 56.1 | 86.4 | 13.6 |
| Electric power..... | 054 | | 219.7 | 231.0 | 231.7 | 4.0 | 0.3 |
| Residential electric power..... | 0541 | 12/90 | 185.0 | 193.5 | 192.9 | 3.4 | -0.3 |
| Residential electric power..... | 0541-21 | 12/90 | 185.0 | 193.5 | 192.9 | 3.4 | -0.3 |
| Residential electric power..... | 0541-2101 | 12/90 | 185.0 | 193.5 | 192.9 | 3.4 | -0.3 |
| Residential electric power, New England..... | 0541-21011 | 12/07 | 150.9 | 151.0 | 148.5 | 1.5 | -1.7 |
| Residential electric power, Middle Atlantic..... | 0541-21012 | 12/07 | 115.1 | 118.2 | 118.1 | 2.9 | -0.1 |
| Residential electric power, East North Central..... | 0541-21013 | 12/07 | 142.4 | 159.6 | 155.8 | 3.6 | -2.4 |
| Residential electric power, West North Central..... | 0541-21014 | 12/07 | 155.5 | 153.7 | 149.8 | -6.1 | -2.5 |
| Residential electric power, South Atlantic..... | 0541-21015 | 12/07 | 122.6 | 130.4 | 130.7 | 2.5 | 0.2 |
| Residential electric power, East South Central..... | 0541-21016 | 12/07 | 132.4 | 137.3 | 138.7 | 4.9 | 1.0 |
| Residential electric power, West South Central..... | 0541-21017 | 12/07 | 115.3 | 121.4 | 121.8 | 3.7 | 0.3 |
| Residential electric power, Mountain..... | 0541-21018 | 12/07 | 116.1 | 123.2 | 125.2 | 6.3 | 1.6 |
| Residential electric power, Pacific..... | 0541-21019 | 12/07 | 175.1 | 176.1 | 176.2 | 8.5 | 0.1 |
| Commercial electric power..... | 0542 | | 205.9 | 220.4 | 222.1 | 4.9 | 0.8 |
| Commercial electric power..... | 0542-21 | 12/90 | 180.2 | 192.9 | 194.4 | 4.9 | 0.8 |
| Commercial electric power..... | 0542-2101 | 12/90 | 180.2 | 192.9 | 194.4 | 4.9 | 0.8 |
| Commercial electric power, New England..... | 0542-21011 | 12/07 | 147.8 | 151.2 | 151.8 | 1.1 | 0.4 |
| Commercial electric power, Middle Atlantic..... | 0542-21012 | 12/07 | 114.6 | 127.7 | 127.4 | 17.7 | -0.2 |
| Commercial electric power, East North Central..... | 0542-21013 | 12/07 | 129.6 | 139.9 | 139.8 | 3.0 | -0.1 |
| Commercial electric power, West North Central..... | 0542-21014 | 12/07 | 185.3 | 145.0 | 144.8 | -5.7 | -0.1 |
| Commercial electric power, South Atlantic..... | 0542-21015 | 12/07 | 105.5 | 107.8 | 109.2 | 2.5 | 1.3 |
| Commercial electric power, East South Central..... | 0542-21016 | 12/07 | 127.7 | 130.7 | 134.6 | 4.4 | 3.0 |

See footnotes at end of table.

Table 9. Producer price indexes and percent changes for commodity and service groupings and individual items, not seasonally adjusted — Continued
 [1982=100 unless otherwise indicated]

| Commodity | Commodity code | Other index base | Index | | | Percent change to July 2021 from: | |
|--|----------------|------------------|------------------------|------------------------|------------------------|-----------------------------------|-----------|
| | | | Mar. 2021 ¹ | June 2021 ¹ | July 2021 ¹ | July 2020 | June 2021 |
| Commercial electric power, West South Central..... | 0542-21017 | 12/07 | 112.3 | 120.0 | 122.9 | 5.8 | 2.4 |
| Commercial electric power, Mountain..... | 0542-21018 | 12/07 | 115.1 | 119.8 | 123.0 | 1.2 | 2.7 |
| Commercial electric power, Pacific..... | 0542-21019 | 12/07 | 145.6 | 182.9 | 182.8 | 3.5 | -0.1 |
| Industrial electric power..... | 0543 | | 253.2 | 260.8 | 263.3 | 3.9 | 1.0 |
| Industrial electric power..... | 0543-21 | 12/90 | 212.9 | 219.3 | 221.4 | 3.8 | 1.0 |
| Industrial electric power..... | 0543-2101 | 12/90 | 212.9 | 219.3 | 221.4 | 3.8 | 1.0 |
| Industrial electric power, New England..... | 0543-21011 | 12/07 | 132.2 | 121.5 | 123.8 | 0.7 | 1.9 |
| Industrial electric power, Middle Atlantic..... | 0543-21012 | 12/07 | 125.9 | 127.6 | 133.4 | 5.5 | 4.5 |
| Industrial electric power, East North Central..... | 0543-21013 | 12/07 | 172.1 | 198.2 | 195.7 | 1.2 | -1.3 |
| Industrial electric power, West North Central..... | 0543-21014 | 12/07 | 206.3 | 160.7 | 163.5 | -7.8 | 1.7 |
| Industrial electric power, South Atlantic..... | 0543-21015 | 12/07 | 104.4 | 105.7 | 106.5 | 2.6 | 0.8 |
| Industrial electric power, East South Central..... | 0543-21016 | 12/07 | 116.4 | 119.4 | 122.4 | 5.7 | 2.5 |
| Industrial electric power, West South Central..... | 0543-21017 | 12/07 | 100.5 | 109.4 | 109.4 | 7.4 | 0.0 |
| Industrial electric power, Mountain..... | 0543-21018 | 12/07 | 187.9 | 141.3 | 151.5 | 19.0 | 7.2 |
| Industrial electric power, Pacific..... | 0543-21019 | 12/07 | 150.2 | 197.5 | 194.0 | 5.3 | -1.8 |
| Transportation electric power..... | 0546 | 12/10 | 112.6 | 122.9 | 121.2 | 4.8 | -1.4 |
| Transportation electric power..... | 0546-21 | 12/10 | 112.6 | 122.9 | 121.2 | 4.8 | -1.4 |
| Transportation electric power..... | 0546-2111 | 12/10 | 112.6 | 122.9 | 121.2 | 4.8 | -1.4 |
| Utility natural gas..... | 055 | 12/90 | 204.2 | 213.1 | 230.8 | 35.1 | 8.3 |
| Residential natural gas..... | 0551 | 12/90 | 217.3 | 227.2 | 230.0 | 15.8 | 1.2 |
| Residential natural gas..... | 0551-21 | 12/90 | 217.3 | 227.2 | 230.0 | 15.8 | 1.2 |
| Residential natural gas..... | 0551-2101 | 12/90 | 217.3 | 227.2 | 230.0 | 15.8 | 1.2 |
| Residential natural gas, New England..... | 0551-21011 | 06/12 | 138.2 | 119.2 | 119.3 | 12.0 | 0.1 |
| Residential natural gas, Middle Atlantic..... | 0551-21012 | 06/12 | 103.3 | 104.7 | 106.3 | 4.9 | 1.5 |
| Residential natural gas, East North Central..... | 0551-21013 | 06/12 | 119.5 | 140.9 | 141.7 | 29.3 | 0.6 |
| Residential natural gas, West North Central..... | 0551-21014 | 06/12 | 110.8 | 116.2 | 120.5 | 23.3 | 3.7 |
| Residential natural gas, South Atlantic..... | 0551-21015 | 06/12 | 112.5 | 116.8 | 119.2 | 13.1 | 2.1 |
| Residential natural gas, East South Central..... | 0551-21016 | 06/12 | 109.2 | 112.0 | 110.7 | 19.8 | -1.2 |
| Residential natural gas, West South Central..... | 0551-21017 | 06/12 | 165.6 | 157.8 | 161.5 | 13.5 | 2.3 |
| Residential natural gas, Mountain..... | 0551-21018 | 06/12 | 128.3 | 135.8 | 135.3 | 12.9 | 1.3 |
| Residential natural gas, Pacific..... | 0551-21019 | 06/12 | 137.2 | 140.8 | 141.8 | 10.7 | 0.7 |
| Commercial natural gas..... | 0552 | 12/90 | 212.7 | 220.2 | 222.6 | 24.7 | 1.1 |
| Commercial natural gas..... | 0552-21 | 12/90 | 212.7 | 220.2 | 222.6 | 24.7 | 1.1 |
| Commercial natural gas..... | 0552-2101 | 12/90 | 212.7 | 220.2 | 222.6 | 24.7 | 1.1 |
| Commercial natural gas, New England..... | 0552-21011 | 06/12 | 139.3 | 112.3 | 112.4 | 17.3 | 0.1 |
| Commercial natural gas, Middle Atlantic..... | 0552-21012 | 06/12 | 105.8 | 107.1 | 111.8 | 16.2 | 4.4 |
| Commercial natural gas, East North Central..... | 0552-21013 | 06/12 | 118.1 | 146.9 | 138.4 | 39.8 | -5.8 |
| Commercial natural gas, West North Central..... | 0552-21014 | 06/12 | 114.4 | 116.1 | 122.9 | 25.0 | 5.9 |
| Commercial natural gas, South Atlantic..... | 0552-21015 | 06/12 | 111.6 | 115.6 | 118.3 | 22.0 | 2.3 |
| Commercial natural gas, East South Central..... | 0552-21016 | 06/12 | 111.1 | 103.6 | 110.0 | 25.6 | 6.2 |
| Commercial natural gas, West South Central..... | 0552-21017 | 06/12 | 159.9 | 167.9 | 172.5 | 25.1 | 2.7 |
| Commercial natural gas, Mountain..... | 0552-21018 | 06/12 | 120.8 | 126.2 | 131.5 | 25.0 | 4.2 |
| Commercial natural gas, Pacific..... | 0552-21019 | 06/12 | 145.8 | 133.5 | 135.1 | 20.2 | 1.2 |
| Industrial natural gas..... | 0553 | 12/90 | 161.7 | 185.5 | 179.9 | 41.1 | -3.0 |
| Industrial natural gas..... | 0553-21 | 12/90 | 161.7 | 185.5 | 179.9 | 41.1 | -3.0 |
| Industrial natural gas..... | 0553-2101 | 12/90 | 161.7 | 185.5 | 179.9 | 41.1 | -3.0 |
| Industrial natural gas, New England..... | 0553-21011 | 09/16 | 134.7 | 105.4 | 105.5 | 16.2 | 0.1 |
| Industrial natural gas, Middle Atlantic..... | 0553-21012 | 09/16 | 122.3 | 123.6 | 126.3 | 16.5 | 2.2 |
| Industrial natural gas, East North Central..... | 0553-21013 | 06/12 | 118.1 | 186.9 | 136.9 | 66.5 | -26.8 |
| Industrial natural gas, West North Central..... | 0553-21014 | 06/12 | 117.8 | 120.2 | 125.9 | 23.1 | 4.7 |
| Industrial natural gas, South Atlantic..... | 0553-21015 | 09/16 | 122.3 | 121.7 | 123.3 | 19.4 | 1.3 |
| Industrial natural gas, East South Central..... | 0553-21016 | 09/16 | 110.0 | 102.2 | 107.7 | 16.9 | 5.4 |
| Industrial natural gas, West South Central..... | 0553-21017 | 09/16 | 100.8 | 111.4 | 132.1 | 87.1 | 18.6 |
| Industrial natural gas, Mountain..... | 0553-21018 | 09/16 | 102.2 | 114.9 | 115.2 | 24.5 | 0.3 |
| Industrial natural gas, Pacific..... | 0553-21019 | 09/16 | 102.2 | 100.4 | 102.4 | 9.9 | 2.0 |
| Natural gas to electric power..... | 0554 | 12/90 | 163.0 | 168.2 | 206.6 | 72.3 | 22.8 |
| Natural gas to electric power..... | 0554-21 | 12/90 | 163.0 | 168.2 | 206.6 | 72.3 | 22.8 |
| Natural gas to electric power..... | 0554-2101 | 12/90 | 163.0 | 168.2 | 206.6 | 72.3 | 22.8 |
| Crude petroleum (domestic production)..... | 056 | | 169.1 | 196.9 | 202.9 | 102.9 | 3.0 |
| Crude petroleum (domestic production)..... | 0561 | | 169.1 | 196.9 | 202.9 | 102.9 | 3.0 |
| Crude petroleum (domestic production)..... | 0561-01 | | 169.1 | 196.9 | 202.9 | 102.9 | 3.0 |
| Crude petroleum (domestic production)..... | 0561-0102 | 06/84 | 184.2 | 214.5 | 221.0 | 102.9 | 3.0 |
| Petroleum products, refined..... | 057 | | 225.2 | 241.9 | 256.7 | 75.8 | 6.1 |
| Gasoline..... | 0571 | | 202.4 | 221.8 | 239.6 | 78.0 | 8.0 |
| Unleaded premium gasoline..... | 0571-03 | | 218.3 | 239.9 | 250.7 | 70.2 | 4.5 |

See footnotes at end of table.

Table 9. Producer price indexes and percent changes for commodity and service groupings and individual items, not seasonally adjusted — Continued
 [1982=100 unless otherwise indicated]

| Commodity | Commodity code | Other index base | Index | | | Percent change to July 2021 from: | |
|---|----------------|------------------|------------------------|------------------------|------------------------|-----------------------------------|------------|
| | | | Mar. 2021 ¹ | June 2021 ¹ | July 2021 ¹ | July 2020 | June 2021 |
| Unleaded premium gasoline..... | 0571-0304 | 06/02 | 247.3 | 271.8 | 284.0 | 70.2 | 4.5 |
| Unleaded regular gasoline..... | 0571-04 | | 197.8 | 217.2 | 235.7 | 80.6 | 8.5 |
| Unleaded regular gasoline..... | 0571-0404 | 06/02 | 237.7 | 261.0 | 283.2 | 80.6 | 8.5 |
| Unleaded mid-premium gasoline..... | 0571-05 | 12/87 | 347.3 | 368.3 | 391.3 | 65.0 | 6.2 |
| Unleaded mid-premium gasoline..... | 0571-0504 | 06/02 | 237.5 | 251.8 | 267.6 | 65.0 | 6.3 |
| Kerosene and jet fuels..... | 0572 | | 180.4 | 194.8 | 206.1 | 76.2 | 5.8 |
| Kerosene..... | 0572-02 | | 203.8 | 220.6 | 216.7 | 68.2 | -1.8 |
| Kerosene..... | 0572-0201 | | 203.8 | 220.6 | 216.7 | 68.2 | -1.8 |
| Jet fuel..... | 0572-03 | | 179.7 | 194.1 | 206.1 | 76.6 | 6.2 |
| Jet fuel..... | 0572-0301 | | 181.1 | 195.6 | 207.7 | 76.6 | 6.2 |
| Light fuel oils..... | 0573 | | 282.5 | 293.0 | 304.5 | 80.6 | 3.9 |
| Home heating oil and distillates..... | 0573-02 | | 173.0 | 198.7 | 204.1 | 62.5 | 2.7 |
| Home heating oil and distillates..... | 0573-0201 | | 173.0 | 198.7 | 204.1 | 62.5 | 2.7 |
| No. 2 diesel fuel..... | 0573-03 | | 304.1 | 313.4 | 326.0 | 81.9 | 4.0 |
| No. 2 diesel fuel..... | 0573-0302 | 06/85 | 380.6 | 392.3 | 408.0 | 81.9 | 4.0 |
| Residual fuels (heavy fuel oils, incl. #5, #6, & other residual fuels)..... | 0574 | | 201.1 | 202.3 | 216.2 | 137.3 | 6.9 |
| Residual fuels (heavy fuel oils, incl. #5, #6, & other residual fuels)..... | 0574-07 | 06/85 | 295.4 | 297.1 | 317.6 | 137.4 | 6.9 |
| Residual fuels (heavy fuel oils, incl. #5, #6, & other residual fuels)..... | 0574-0703 | 06/02 | 261.0 | 262.6 | 280.7 | 137.5 | 6.9 |
| Finished lubricants..... | 0576 | | 450.5 | 463.5 | 473.6 | 9.3 | 2.2 |
| Lubricating grease..... | 0576-03 | | 391.2 | 401.6 | - | - | - |
| Lubricating grease not from petroleum refineries..... | 0576-0303 | 06/85 | 378.5 | 388.6 | - | - | - |
| Lubricating and similar oils..... | 0576-04 | 06/85 | 426.4 | 438.8 | 449.4 | 9.7 | 2.4 |
| Lubricating and similar oils not from petroleum refineries..... | 0576-0401 | 06/85 | 412.9 | 424.9 | 435.1 | 9.7 | 2.4 |
| Lubricating oil base stocks..... | 0578 | 06/09 | 121.5 | 164.5 | 179.4 | 114.6 | 9.1 |
| Lubricating oil base stocks..... | 0578-01 | 06/09 | 121.5 | 164.5 | 179.4 | 114.6 | 9.1 |
| Lubricating oil base stocks..... | 0578-0121 | 06/09 | 121.5 | 164.5 | 179.4 | 114.6 | 9.1 |
| Asphalt and other petroleum and coal products, n.e.c..... | 058 | 12/84 | 316.0 | 349.6 | 354.9 | 52.0 | 1.5 |
| Asphalt and other petroleum and coal products, n.e.c..... | 0581 | 12/84 | 316.0 | 349.6 | 354.9 | 52.0 | 1.5 |
| Asphalt..... | 0581-02 | 06/85 | 207.9 | 232.2 | 247.3 | 57.1 | 6.5 |
| Asphalt..... | 0581-0212 | 06/85 | 207.9 | 232.2 | 247.3 | 57.1 | 6.5 |
| Other petroleum and coal products, including coke oven products, n.e.c..... | 0581-03 | 12/84 | 627.7 | 690.2 | 678.0 | 48.6 | -1.8 |
| Other petroleum and coal products, including coke oven products, n.e.c..... | 0581-0319 | 12/84 | 627.7 | 690.2 | 678.0 | 48.6 | -1.8 |
| Other petroleum and coal products, made in coke oven establishments..... | 0581-03191 | 06/09 | 127.7 | 142.6 | 139.9 | -0.6 | -1.9 |
| Chemicals and allied products..... | 06 | | 313.1 | 334.9 | 338.0 | 22.6 | 0.9 |
| Industrial chemicals..... | 061 | | 280.3 | 313.8 | 316.2 | 44.9 | 0.8 |
| Basic inorganic chemicals..... | 0613 | | 278.1 | 287.5 | 293.4 | 7.5 | 2.1 |
| Inorganic chemicals, other than alkalis and chlorine..... | 0613-02 | | 282.5 | 292.2 | 298.4 | 8.4 | 2.1 |
| Aluminum compounds..... | 0613-0209 | 06/95 | 134.6 | 135.4 | 135.4 | -2.1 | 0.0 |
| Inorganic acids, inc. hydrochloric, sulfuric acid and other..... | 0613-020T | 12/08 | 81.0 | 99.9 | 104.4 | 32.8 | 4.5 |
| Sulfuric acid..... | 0613-020T1 | 06/87 | 143.3 | 189.3 | 198.6 | 48.3 | 4.9 |
| Lime..... | 0613-0213 | | 273.5 | 273.0 | 274.2 | 2.5 | 0.4 |
| Potassium & sodium compounds, ex. bleaches..... | 0613-0217 | 06/01 | 310.9 | 321.9 | 321.6 | 4.2 | -0.1 |
| Rock salt..... | 0613-0271 | 12/84 | 394.4 | 403.5 | 400.5 | -1.0 | -0.7 |
| Other inorganic chemicals, nec..... | 0613-0283 | 12/06 | 158.6 | 160.4 | 165.0 | 8.5 | 2.9 |
| All other inorganic chemicals..... | 0613-02833 | 12/08 | 104.3 | 106.0 | 107.9 | 7.9 | 1.8 |
| Alkalis and chlorine, including natural sodium carbonate and sulfate..... | 0613-03 | | 317.1 | 327.8 | 333.8 | 5.5 | 1.8 |
| Natural sodium carbonate and sulfate..... | 0613-0301 | | 169.5 | 177.7 | 179.3 | -2.5 | 0.9 |
| Chlorine, sodium hydroxide, and other alkalis..... | 0613-0302 | 06/05 | 155.7 | 160.5 | 163.7 | 7.3 | 2.0 |
| Sodium hydroxide (caustic soda)..... | 0613-03024 | 12/07 | 120.7 | 127.4 | 131.3 | 5.8 | 3.1 |
| Other alkalis..... | 0613-03028 | 12/11 | 109.4 | 105.6 | 107.3 | 6.8 | 1.6 |
| Basic organic chemicals..... | 0614 | | 281.5 | 318.9 | 320.8 | 52.5 | 0.6 |
| Primary basic organic chemicals..... | 0614-01 | | 288.1 | 325.5 | 333.4 | 125.0 | 2.4 |
| Aromatics..... | 0614-0197 | 06/01 | 200.4 | 273.3 | 236.0 | 112.0 | -13.6 |
| Liquid refinery gases..... | 0614-0198 | 06/01 | 295.4 | 313.8 | 340.3 | 131.2 | 8.4 |
| Cyclic intermediate chemicals and dyes..... | 0614-02 | | 212.9 | 245.4 | 251.9 | 33.5 | 2.6 |
| Cyclic intermediate chemicals..... | 0614-0281 | 06/01 | 201.6 | 234.2 | 239.1 | 36.3 | 2.1 |
| Synthetic organic dyes..... | 0614-0282 | 06/01 | 90.6 | 92.5 | 103.0 | 2.2 | 11.4 |
| Other basic organics..... | 0614-03 | | 250.1 | 283.6 | 281.4 | 26.1 | -0.8 |
| Ethanol (ethyl alcohol)..... | 0614-0341 | | 230.6 | 330.2 | 301.6 | 63.3 | -8.7 |
| Other basic organics, n.e.c..... | 0614-0399 | 06/87 | 249.9 | 262.4 | 268.4 | 17.1 | 2.3 |
| Fatty acids..... | 0614-03991 | 12/07 | 151.8 | 195.2 | 198.6 | 71.5 | 1.7 |
| Bulk pesticides and other bulk synthetic organic agricultural chemicals, excluding preparation..... | 0614-03992 | 12/07 | 199.2 | 211.9 | 225.4 | 12.1 | 6.4 |
| Industrial organic flavor oil mixtures and blends..... | 0614-03993 | 12/08 | 390.5 | 391.5 | 391.2 | - | -0.1 |
| Natural organic chemicals..... | 0614-03995 | 12/08 | 111.7 | 110.9 | 110.9 | - | 0.0 |

See footnotes at end of table.

Table 9. Producer price indexes and percent changes for commodity and service groupings and individual items, not seasonally adjusted — Continued
 [1982=100 unless otherwise indicated]

| Commodity | Commodity code | Other index base | Index | | | Percent change to July 2021 from: | |
|--|----------------|------------------|------------------------|------------------------|------------------------|-----------------------------------|-----------|
| | | | Mar. 2021 ¹ | June 2021 ¹ | July 2021 ¹ | July 2020 | June 2021 |
| Synthetic organic chemicals for use as flavor and perfume materials..... | 0614-03997 | 12/07 | 118.3 | 121.3 | 119.7 | 1.6 | -1.3 |
| Synthetic organic plasticizers..... | 0614-03999 | 12/07 | 108.3 | 123.0 | 117.8 | 13.3 | -4.2 |
| Other synthetic organic chemicals..... | 0614-0399A | 12/07 | 88.3 | 90.8 | 91.9 | 23.0 | 1.2 |
| Miscellaneous end use chemicals and chemical products, excluding urea..... | 0614-0399B | 12/07 | 187.3 | 188.5 | 187.4 | -5.3 | -0.6 |
| Miscellaneous cyclic and acyclic chemicals and chemical products, excluding fatty acid esters..... | 0614-0399C | 12/07 | 103.8 | 115.6 | 124.7 | 49.0 | 7.9 |
| Paints and allied products..... | 062 | | 308.5 | 317.5 | 324.3 | 8.2 | 2.1 |
| Prepared paint..... | 0621 | | 313.8 | 323.7 | 332.6 | 8.4 | 2.7 |
| Architectural coatings..... | 0621-01 | | 367.9 | 373.7 | 390.7 | 9.9 | 4.5 |
| Architectural coatings..... | 0621-0104 | 12/03 | 201.8 | 205.0 | 214.3 | 9.9 | 4.5 |
| Exterior architectural coatings..... | 0621-01041 | 12/12 | 120.7 | 124.8 | 130.3 | 11.7 | 4.4 |
| Interior architectural coatings..... | 0621-01042 | 12/12 | 117.6 | 118.4 | 123.8 | 8.9 | 4.6 |
| OEM finishes excluding marine coatings..... | 0621-02 | 06/83 | 204.8 | 212.9 | 213.3 | 6.0 | 0.2 |
| OEM finishes excluding marine coatings..... | 0621-0201 | 06/83 | 204.8 | 212.9 | 213.3 | 6.0 | 0.2 |
| Transportation finishes, except powdered and high-solids coatings..... | 0621-02011 | 12/12 | 113.0 | 114.5 | 114.4 | 4.0 | -0.1 |
| All other product finishes for original equipment manufacturers (OEM), excluding marine coating..... | 0621-02012 | 12/12 | 105.6 | 111.0 | 111.4 | 7.0 | 0.4 |
| Special purpose coatings, incl. marine, industrial & construction coatings..... | 0621-03 | 06/83 | 405.5 | 426.0 | 436.9 | 8.7 | 2.6 |
| Special purpose coatings, incl. marine, industrial & construction coatings..... | 0621-0301 | 06/83 | 405.5 | 426.0 | 436.9 | 8.7 | 2.6 |
| Paint materials..... | 0622 | | 278.2 | 282.8 | 285.0 | 7.3 | 0.8 |
| Paint colors..... | 0622-02 | | 230.4 | 234.3 | 236.4 | 8.3 | 0.9 |
| Iron oxide pigments..... | 0622-0206 | 06/83 | 278.0 | 282.5 | 282.0 | 0.5 | -0.2 |
| Synthetic organic pigments..... | 0622-0298 | 06/87 | 152.8 | 160.6 | 164.6 | 9.1 | 2.5 |
| Other inorganic pigments..... | 0622-0299 | 06/83 | 278.9 | 280.1 | 285.7 | 3.6 | 2.0 |
| Chrome colors..... | 0622-02992 | 12/08 | 98.0 | 98.0 | 98.5 | 2.9 | 0.5 |
| All other inorganic pigments..... | 0622-02995 | 12/08 | 128.4 | 129.3 | 133.7 | 4.8 | 3.4 |
| Kaolin and ball clay..... | 0622-04 | | 228.9 | 231.3 | 231.3 | -0.1 | 0.0 |
| Kaolin and ball clay..... | 0622-0407 | | 262.4 | 265.2 | 265.2 | -0.1 | 0.0 |
| Allied and miscellaneous paint products..... | 0623 | 06/83 | 341.8 | 362.7 | 360.2 | 9.2 | -0.7 |
| Allied and miscellaneous paint products..... | 0623-01 | 06/83 | 341.8 | 362.7 | 360.2 | 9.2 | -0.7 |
| Allied and miscellaneous paint products..... | 0623-0104 | 12/03 | 193.5 | 205.3 | 203.9 | 9.2 | -0.7 |
| Drugs and pharmaceuticals..... | 063 | | 629.9 | 629.9 | 630.1 | 1.8 | 0.0 |
| Medicinal and botanical chemicals, drugs, and other products..... | 0631 | | 181.3 | 181.2 | 181.3 | 1.1 | 0.1 |
| Medicinal and botanical chemicals, drugs, and other products..... | 0631-02 | 06/82 | 181.4 | 181.3 | 181.4 | 1.1 | 0.1 |
| Synthetic organic medicinal chemicals, medicinal & botanical drugs, & other products..... | 0631-0203 | 06/82 | 181.4 | 181.3 | 181.4 | 1.1 | 0.1 |
| Veterinary pharmaceutical preparations..... | 0634 | | 192.8 | - | - | - | - |
| Pharmaceuticals for veterinary use..... | 0634-03 | 12/87 | 191.6 | - | - | - | - |
| Pharmaceuticals for veterinary use..... | 0634-0302 | 06/01 | 146.1 | - | - | - | - |
| Biological products, including diagnostics..... | 0637 | | 293.9 | 296.1 | 296.6 | 5.3 | 0.2 |
| Biological products, excluding diagnostic, for veterinary, industrial, and all other misc. uses..... | 0637-17 | 12/04 | 146.8 | 145.8 | - | - | - |
| Diagnostics..... | 0637-18 | 06/09 | 124.8 | 127.7 | 128.3 | 4.4 | 0.5 |
| In-vitro diagnostic substances..... | 0637-1801 | | 205.7 | 206.0 | 205.7 | 0.5 | -0.1 |
| Biological products, excluding diagnostic, for human use..... | 0637-19 | 06/09 | 147.5 | 147.6 | 147.6 | 7.1 | 0.0 |
| Pharmaceutical preparations..... | 0638 | 06/01 | 278.1 | 277.6 | 277.6 | 1.0 | 0.0 |
| Pharmaceuticals affecting neoplasms, the endocrine system, & metabolic diseases..... | 0638-01 | 06/01 | 305.2 | 305.2 | 305.2 | 1.9 | 0.0 |
| Cancer therapy products..... | 0638-0102 | 12/09 | 108.8 | 108.8 | 109.3 | 2.6 | 0.5 |
| Insulin/antidiabetes products..... | 0638-0103 | 12/09 | 298.8 | 298.8 | 298.8 | 3.0 | 0.0 |
| Other neoplasms, endocrine system, and metabolic diseases..... | 0638-0104 | 12/09 | 172.9 | 172.9 | 172.9 | 1.6 | 0.0 |
| Hormones and oral contraceptives..... | 0638-0105 | 12/09 | 222.2 | 222.2 | 222.2 | 1.2 | 0.0 |
| Pharmaceuticals acting on the central nervous system and the sense organs..... | 0638-02 | 06/01 | 322.2 | 320.0 | 320.0 | 0.1 | 0.0 |
| Analgesics..... | 0638-0202 | 12/09 | 276.0 | 272.8 | 272.8 | -1.8 | 0.0 |
| Analgesics, over-the-counter..... | 0638-0202OC | 06/81 | 251.5 | 251.5 | 251.5 | 0.4 | 0.0 |
| Analgesics, prescription..... | 0638-0202RX | 06/81 | 2,375.8 | 2,347.4 | 2,347.4 | -1.9 | 0.0 |
| Psychotherapeutics..... | 0638-0203 | 12/09 | 182.4 | 179.7 | 179.7 | 1.4 | 0.0 |
| Antidepressants..... | 0638-02031 | 12/09 | 180.7 | 180.7 | 180.7 | 2.5 | 0.0 |
| Other psychotherapeutics, including tranquilizers..... | 0638-02032 | 12/09 | 198.4 | 192.3 | 192.3 | 0.2 | 0.0 |
| Anticonvulsants..... | 0638-0204 | 12/09 | 238.1 | 238.1 | 238.1 | 2.2 | 0.0 |
| Other central nervous system and sense organs..... | 0638-0205 | 12/09 | 190.6 | 190.6 | 190.6 | 1.3 | 0.0 |
| Pharmaceuticals acting on the cardiovascular system..... | 0638-03 | 06/01 | 424.4 | 424.4 | 424.4 | 2.2 | 0.0 |
| Other cardiovascular preparations..... | 0638-0305 | 12/09 | 321.8 | 321.8 | 321.8 | 1.7 | 0.0 |
| Pharmaceuticals acting on the respiratory system..... | 0638-04 | 06/01 | 230.1 | 229.2 | 229.2 | 1.3 | 0.0 |
| Antihistamines and bronchodilators, including antiasthmatics..... | 0638-0402 | 12/07 | 157.7 | 157.7 | 157.7 | 0.0 | 0.0 |
| Other respiratory preparations..... | 0638-0403 | 12/07 | 198.7 | 197.6 | 197.6 | 1.8 | 0.0 |
| Other respiratory preparations, over-the-counter..... | 0638-0403OC | 12/07 | 117.0 | 117.0 | 117.0 | 0.0 | 0.0 |

See footnotes at end of table.

Table 9. Producer price indexes and percent changes for commodity and service groupings and individual items, not seasonally adjusted — Continued
 [1982=100 unless otherwise indicated]

| Commodity | Commodity code | Other index base | Index | | | Percent change to July 2021 from: | |
|---|----------------|------------------|------------------------|------------------------|------------------------|-----------------------------------|-----------|
| | | | Mar. 2021 ¹ | June 2021 ¹ | July 2021 ¹ | July 2020 | June 2021 |
| Other respiratory preparations, prescription..... | 0638-0403RX | 12/07 | 221.4 | 220.1 | 220.1 | 2.0 | 0.0 |
| Pharmaceuticals acting on the digestive or the genito-urinary systems..... | 0638-05 | 06/01 | 202.5 | 201.4 | 201.4 | -2.1 | 0.0 |
| Other digestive or genito-urinary preparations..... | 0638-0503 | 12/09 | 147.3 | 146.5 | 146.5 | -2.1 | 0.0 |
| Other digestive or genito-urinary preparations, over-the-counter..... | 0638-0503OC | 06/01 | 127.6 | 127.6 | 127.6 | 0.9 | 0.0 |
| Other digestive or genito-urinary preparations, prescription..... | 0638-0503RX | 06/01 | 222.2 | 220.9 | 220.9 | -2.5 | 0.0 |
| Pharmaceuticals acting on the skin..... | 0638-06 | 06/01 | 189.5 | 189.5 | 189.5 | -0.1 | 0.0 |
| Other pharmaceutical preparations acting on the skin..... | 0638-0603 | 12/09 | 124.1 | 124.1 | 124.1 | -0.2 | 0.0 |
| Anti-acne preparations..... | 0638-0604 | 12/09 | 111.7 | 111.7 | 111.7 | 0.0 | 0.0 |
| Vitamin, nutrient, and hematinic preparations..... | 0638-07 | 06/01 | 138.5 | 140.3 | 140.2 | 1.8 | -0.1 |
| Multivitamins..... | 0638-0702 | 12/09 | 107.4 | 110.0 | 110.4 | 3.2 | 0.4 |
| Other vitamins and nutrients..... | 0638-0703 | 12/09 | 131.7 | 132.3 | 131.9 | 0.9 | -0.3 |
| Pharmaceuticals affecting parasitic and infective diseases..... | 0638-08 | 06/01 | 268.8 | 268.8 | 268.8 | 1.2 | 0.0 |
| Broad and medium spectrum antibiotics..... | 0638-0802 | 12/09 | 169.5 | 169.5 | 169.5 | 0.1 | 0.0 |
| Systemic antivirals..... | 0638-0803 | 12/09 | 183.7 | 183.7 | 183.7 | 2.2 | 0.0 |
| Other parasitic and infective diseases..... | 0638-0804 | 12/09 | 204.1 | 204.1 | 204.1 | 1.2 | 0.0 |
| Fats and oils, inedible..... | 064 | | 287.0 | 384.0 | 384.3 | 101.1 | 0.1 |
| Fats and oils, inedible..... | 0641 | | 287.0 | 384.0 | 384.3 | 101.1 | 0.1 |
| Fats and oils, inedible..... | 0641-01 | | 287.0 | 384.0 | 384.3 | 101.1 | 0.1 |
| Soybean oil, processed for inedible purposes..... | 0641-0131 | 06/95 | 174.1 | 234.7 | 238.0 | 100.5 | 1.4 |
| Crude soybean oil, degummed, made from soybeans crushed in the same establishment..... | 0641-01311 | 12/07 | 83.3 | 93.0 | 94.4 | 27.7 | 1.5 |
| Soybean oil, all other types..... | 0641-01312 | 12/07 | 129.5 | 190.4 | 193.1 | 160.6 | 1.4 |
| Lard, inedible tallow, and grease, except wool grease..... | 0641-0132 | 06/02 | 389.5 | 506.0 | 476.8 | 103.4 | -5.8 |
| Agricultural chemicals and chemical products..... | 065 | | 238.7 | 265.5 | 272.8 | 31.6 | 2.7 |
| Mixed fertilizers..... | 0651 | | 194.1 | 208.3 | 218.4 | 25.6 | 4.8 |
| Mixed fertilizers..... | 0651-05 | 06/86 | 204.9 | 219.8 | 230.4 | 25.6 | 4.8 |
| Mixed fertilizers..... | 0651-0501 | 06/86 | 204.9 | 219.8 | 230.4 | 25.6 | 4.8 |
| Mixed fertilizers, made in plants which manufacture fertilizer materials..... | 0651-05011 | 12/09 | 146.5 | 178.5 | 200.9 | 94.3 | 12.5 |
| Mixed fertilizers, dry, mixing only..... | 0651-05012 | 12/09 | 108.9 | 110.6 | 112.2 | 4.2 | 1.4 |
| Mixed fertilizers, liquid, mixing only..... | 0651-05013 | 12/09 | 125.5 | 128.5 | 128.6 | 16.2 | 0.1 |
| Fertilizer materials..... | 0652 | | 262.0 | 319.6 | 332.5 | 70.4 | 4.0 |
| Nitrogenates..... | 0652-01 | | 282.0 | 347.1 | 363.1 | 53.9 | 4.6 |
| Fertilizer materials of organic origin..... | 0652-0137 | 12/93 | 222.3 | 222.3 | 222.3 | 0.0 | 0.0 |
| Synthetic ammonia, nitric acid, ammonium compounds, and urea..... | 0652-013A | 12/14 | 88.7 | 110.8 | 116.3 | 59.3 | 5.0 |
| Phosphates..... | 0652-02 | | 244.3 | 296.2 | 306.8 | 85.4 | 3.6 |
| Phosphoric acid, 52-54 percent APA, superphosphates and other phosphate fertilizer materials..... | 0652-026A | 12/14 | 105.8 | 128.2 | 132.8 | 85.2 | 3.6 |
| Other agricultural chemicals..... | 0653 | | 195.4 | 196.3 | 196.4 | 0.6 | 0.1 |
| Other agricultural chemicals..... | 0653-01 | | 195.4 | 196.3 | 196.4 | 0.6 | 0.1 |
| Lawn and garden pesticides and chemicals..... | 0653-0107 | 06/03 | 159.1 | 161.2 | 161.2 | 3.4 | 0.0 |
| Household and institutional pesticides and chemicals..... | 0653-0108 | 06/03 | 148.9 | 149.4 | 149.4 | 1.5 | 0.0 |
| Agricultural and commercial pesticides and chemicals..... | 0653-0109 | 06/03 | 128.1 | 128.6 | 128.7 | 0.2 | 0.1 |
| Plastic resins and materials..... | 066 | | 274.0 | 313.6 | 320.6 | 55.4 | 2.2 |
| Thermoplastic resins and plastics materials..... | 0662 | | 282.2 | 325.6 | 334.6 | 63.1 | 2.8 |
| Thermoplastic resins and plastics materials..... | 0662-12 | 12/03 | 196.1 | 226.2 | 232.5 | 63.2 | 2.8 |
| Thermoplastic resins and plastics materials..... | 0662-1201 | 12/03 | 196.1 | 226.2 | 232.5 | 63.2 | 2.8 |
| Thermosetting resins and plastics materials..... | 0663 | | 242.4 | 261.5 | 256.0 | 11.8 | -2.1 |
| Thermosetting resins and plastics materials..... | 0663-06 | 12/98 | 172.7 | 186.4 | 182.4 | 11.8 | -2.1 |
| Thermosetting resins and plastics materials..... | 0663-0601 | 12/98 | 172.7 | 186.4 | 182.4 | 11.8 | -2.1 |
| Other chemicals and allied products..... | 067 | | 210.4 | 214.6 | 216.7 | 5.2 | 1.0 |
| Soaps and detergents..... | 0671 | | 185.6 | 187.6 | 190.5 | 3.7 | 1.5 |
| Soaps and other detergents..... | 0671-04 | 06/83 | 178.2 | 180.2 | 183.0 | 3.7 | 1.6 |
| Soaps and detergents, commercial, industrial, and institutional..... | 0671-0401 | 06/83 | 250.1 | 252.2 | 254.2 | 2.6 | 0.8 |
| Commercial, industrial, and institutional hard surface cleaners..... | 0671-040101 | 12/11 | 101.0 | 101.0 | 102.3 | 1.7 | 1.3 |
| Commercial, industrial, and institutional laundry detergents..... | 0671-040102 | 12/11 | 115.4 | 116.8 | 119.0 | 3.1 | 1.9 |
| Commercial, industrial, and institutional dishwashing detergents..... | 0671-040103 | 12/11 | 120.6 | 120.6 | 120.6 | 1.9 | 0.0 |
| Commercial, industrial, and institutional metal cleaners..... | 0671-040104 | 12/11 | 119.4 | 119.4 | 119.7 | 1.9 | 0.3 |
| Dairy, farm, and food plant cleaners, sanitizers, etc..... | 0671-040106 | 12/11 | 111.4 | 114.1 | 114.8 | 5.2 | 0.6 |
| Commercial, industrial, and institutional soaps, excluding specialty cleaners..... | 0671-040107 | 12/11 | 117.4 | 119.9 | 120.7 | 3.6 | 0.7 |
| Commercial, industrial, and institutional scouring cleaners..... | 0671-040109 | 05/18 | 100.4 | 100.4 | 100.4 | 0.0 | 0.0 |
| Household detergents..... | 0671-0402 | | 153.1 | 153.9 | 159.9 | 5.2 | 3.9 |
| Household alkaline detergents and cleaners..... | 0671-04021 | 05/18 | 104.5 | 106.4 | 107.4 | 5.7 | 0.9 |
| Household dry and liquid laundry detergents..... | 0671-04022 | 05/18 | 99.9 | 99.9 | 104.9 | 5.0 | 5.0 |
| Soaps, excluding specialty cleaners, household..... | 0671-0403 | 06/83 | 196.2 | 196.7 | 195.9 | 2.2 | -0.4 |
| Polish and other sanitation goods..... | 0672 | 06/83 | 205.2 | 207.0 | 206.7 | 1.6 | -0.1 |

See footnotes at end of table.

Table 9. Producer price indexes and percent changes for commodity and service groupings and individual items, not seasonally adjusted — Continued
 [1982=100 unless otherwise indicated]

| Commodity | Commodity code | Other index base | Index | | | Percent change to July 2021 from: | |
|--|----------------|------------------|------------------------|------------------------|------------------------|-----------------------------------|------------|
| | | | Mar. 2021 ¹ | June 2021 ¹ | July 2021 ¹ | July 2020 | June 2021 |
| Polish and other sanitation goods..... | 0672-01 | 06/83 | 205.2 | 207.0 | 206.7 | 1.6 | -0.1 |
| Polishing preparations and related products..... | 0672-0103 | 06/83 | 239.3 | 244.6 | 244.6 | 2.2 | 0.0 |
| Specialty cleaning and sanitation products..... | 0672-0105 | 05/17 | 108.1 | 108.9 | 108.9 | 2.1 | 0.0 |
| Disinfectants, nonagricultural, industrial and institutional..... | 0672-01051 | 05/17 | 130.2 | 131.7 | 131.3 | 6.2 | -0.3 |
| Air and room fresheners..... | 0672-01053 | 12/11 | 109.5 | 109.6 | 109.6 | 0.1 | 0.0 |
| Laundry fabric softeners and rinses, liquid and dry..... | 0672-01058 | 05/17 | 105.2 | 105.9 | 106.3 | 1.2 | 0.4 |
| Other specialty cleaning and sanitation products..... | 0672-01059 | 12/11 | 109.1 | 110.0 | 109.8 | 1.6 | -0.2 |
| Cosmetics and other toilet preparations..... | 0675 | | 167.6 | 168.4 | 169.1 | 0.7 | 0.4 |
| Perfumes, toilet waters, and colognes..... | 0675-03 | | 174.4 | — | — | — | — |
| Perfumes, toilet waters, and colognes..... | 0675-0306 | 06/99 | 108.8 | — | — | — | — |
| Hair preparations (including shampoos)..... | 0675-04 | | 193.4 | 193.4 | 193.4 | -0.5 | 0.0 |
| Hair preparations (including shampoos)..... | 0675-0407 | 06/99 | 143.2 | 143.2 | 143.2 | -0.5 | 0.0 |
| Hair preparations (including shampoos), excluding hair tonics..... | 0675-040701 | 12/11 | 126.3 | 126.3 | 126.3 | -0.6 | 0.0 |
| Hair tonics, including hair and scalp conditioners..... | 0675-040702 | 12/11 | 105.2 | 105.2 | 105.2 | 0.0 | 0.0 |
| Dentifrices..... | 0675-05 | | 148.8 | 148.8 | 148.8 | 0.0 | 0.0 |
| Creams, lotions and oils, excluding shaving, hair, and deodorant..... | 0675-14 | 06/99 | 117.9 | 118.0 | 118.0 | -0.1 | 0.0 |
| Creams, lotions and oils, excluding shaving, hair, and deodorant..... | 0675-1401 | 06/99 | 117.9 | 118.0 | 118.0 | -0.1 | 0.0 |
| Other cosmetics and toilet preparations..... | 0675-15 | 06/99 | 111.9 | 113.2 | 114.4 | 2.1 | 1.1 |
| Other cosmetics and toilet preparations..... | 0675-1501 | 06/99 | 111.9 | 113.2 | 114.4 | 2.1 | 1.1 |
| Misc. chemical prod. and preparations..... | 0679 | | 253.6 | 261.7 | 265.1 | 8.5 | 1.3 |
| Explosives, propellants, and blasting accessories..... | 0679-02 | | 234.0 | 235.0 | 236.4 | 2.9 | 0.6 |
| Explosives, propellants, and blasting accessories..... | 0679-0234 | 12/03 | 143.8 | 144.5 | 145.3 | 2.8 | 0.6 |
| Industrial gases..... | 0679-03 | | 283.4 | 286.2 | 293.4 | 10.0 | 2.5 |
| Carbon dioxide..... | 0679-0302 | | 399.6 | 396.2 | 401.9 | 11.8 | 1.4 |
| Nitrogen..... | 0679-0303 | | 252.0 | 252.3 | 251.3 | 23.2 | -0.4 |
| Oxygen..... | 0679-0304 | | 382.6 | 384.3 | 379.5 | 21.6 | -1.2 |
| Argon and hydrogen..... | 0679-0309 | 06/09 | 85.8 | 86.2 | 84.7 | -1.5 | -1.7 |
| Other industrial gases (including fluorocarbon and acetylene)..... | 0679-0312 | 06/09 | 200.5 | 204.3 | 216.4 | 7.7 | 5.9 |
| Adhesives and sealants..... | 0679-04 | 12/83 | 274.1 | 279.8 | 285.7 | 6.1 | 2.1 |
| Synthetic resin and rubber adhesives..... | 0679-0402 | 12/83 | 279.3 | 284.6 | 291.8 | 6.5 | 2.5 |
| Epoxy adhesives..... | 0679-04021 | 12/11 | 122.3 | 124.7 | 131.2 | 7.5 | 5.2 |
| Other synthetic resin and rubber adhesives..... | 0679-04026 | 12/11 | 104.3 | 107.4 | 110.7 | 10.1 | 3.1 |
| Structural sealants (load bearing)..... | 0679-0407 | 12/11 | 102.6 | 104.6 | 107.7 | 7.4 | 3.0 |
| Nonstructural caulking compounds and sealants..... | 0679-040A | 12/11 | 126.3 | 130.4 | 132.0 | 5.9 | 1.2 |
| Surface active agents..... | 0679-05 | 12/83 | 279.9 | 302.2 | 305.9 | 15.7 | 1.2 |
| Textile and leather assistants and finishes..... | 0679-0501 | 12/83 | 197.0 | 211.2 | 213.4 | 9.5 | 1.0 |
| Surfactants (bulk surface active agents)..... | 0679-0502 | 12/83 | 303.2 | 327.8 | 331.9 | 16.7 | 1.3 |
| Gum and wood chemicals, including wood distillation products..... | 0679-06 | 06/84 | 402.8 | 435.0 | 439.7 | 11.8 | 1.1 |
| Gum and wood chemicals, including wood distillation products..... | 0679-0607 | 12/03 | 263.0 | 284.0 | 287.1 | 11.8 | 1.1 |
| Other miscellaneous chemical products..... | 0679-09 | | 220.2 | 224.4 | 225.6 | 5.7 | 0.5 |
| Carbon black..... | 0679-0918 | 12/83 | 384.3 | 433.3 | 439.8 | 29.7 | 1.5 |
| Printing ink..... | 0679-0919 | 06/84 | 220.6 | 227.6 | 227.4 | 5.2 | -0.1 |
| Gravure printing inks..... | 0679-09192 | 12/11 | 103.8 | 104.3 | 104.3 | 1.1 | 0.0 |
| Lithographic and offset inks..... | 0679-09193 | 12/11 | 104.8 | 109.8 | 109.8 | 4.9 | 0.0 |
| News and nonheat web offset printing inks..... | 0679-091931 | 12/11 | 104.1 | 111.5 | 111.5 | 7.1 | 0.0 |
| Publication and commercial web inks..... | 0679-091932 | 12/11 | 103.4 | 107.9 | 107.9 | 4.4 | 0.0 |
| Sheet-fed general inks..... | 0679-091933 | 12/11 | 106.8 | 112.4 | 112.8 | 5.5 | 0.4 |
| Sheet-fed packaging inks..... | 0679-091934 | 12/11 | 106.8 | 111.0 | 110.6 | 3.8 | -0.4 |
| Flexographic printing inks..... | 0679-09194 | 12/11 | 110.6 | 121.4 | 121.3 | 11.7 | -0.1 |
| Nonimpact/digital inks..... | 0679-09195 | 12/11 | 170.6 | 171.0 | 170.8 | 4.5 | -0.1 |
| All other printing inks..... | 0679-09196 | 12/11 | 103.3 | 105.7 | 105.7 | 0.8 | 0.0 |
| Water-treating compounds..... | 0679-0961 | 06/85 | 198.9 | 197.1 | 197.8 | 20.3 | 0.4 |
| Automotive chemicals..... | 0679-0991 | 06/09 | 103.0 | 103.6 | 103.6 | 2.9 | 0.0 |
| Other chemical preparations, n.e.c..... | 0679-0999 | 06/85 | 250.9 | 251.8 | 253.8 | 1.0 | 0.8 |
| Rubber and plastic products..... | 07 | | 201.9 | 214.8 | 220.6 | 14.2 | 2.7 |
| Rubber and rubber products..... | 071 | | 181.3 | 188.1 | 192.2 | 8.3 | 2.2 |
| Synthetic rubber, inc. styrene-butadiene rubber (SBR) and ethylene propylene..... | 0711 | | 200.0 | 220.1 | 227.2 | 24.2 | 3.2 |
| Synthetic rubber..... | 0711-02 | | 201.0 | 221.3 | 228.3 | 24.2 | 3.2 |
| Synthetic rubber, inc. sbr and ethylene propylene..... | 0711-0224 | 06/03 | 159.3 | 175.3 | 180.9 | 24.2 | 3.2 |
| Tires, tubes, tread, & repair materials..... | 0712 | | 154.4 | 157.2 | 162.8 | 6.4 | 3.6 |
| Tires..... | 0712-01 | | 151.0 | 153.5 | 159.2 | 6.5 | 3.7 |
| Pneumatic tires (including passenger, truck, bus, tractor, industrial, and other tires)..... | 0712-010 | | 151.0 | 153.5 | 159.3 | 6.5 | 3.8 |
| Passenger car pneumatic tires..... | 0712-0104 | 12/03 | 155.8 | 157.9 | 161.8 | 4.9 | 2.5 |
| Truck and bus (including off-the-highway) pneumatic tires..... | 0712-0105 | | 151.2 | 154.4 | 165.0 | 10.9 | 6.9 |
| Tread rubber, tire sundries, and repair materials..... | 0712-03 | | 223.1 | 233.1 | 236.5 | 6.0 | 1.5 |
| Tread rubber, tire sundries, and repair materials..... | 0712-0354 | 12/03 | 160.5 | 167.7 | 170.2 | 6.0 | 1.5 |

See footnotes at end of table.

Table 9. Producer price indexes and percent changes for commodity and service groupings and individual items, not seasonally adjusted — Continued
 [1982=100 unless otherwise indicated]

| Commodity | Commodity code | Other index base | Index | | | Percent change to July 2021 from: | |
|--|----------------|------------------|------------------------|------------------------|------------------------|-----------------------------------|-----------|
| | | | Mar. 2021 ¹ | June 2021 ¹ | July 2021 ¹ | July 2020 | June 2021 |
| Miscellaneous rubber products..... | 0713 | | 207.1 | 213.6 | 215.2 | 5.0 | 0.7 |
| Rubber and plastics footwear, including athletic footwear..... | 0713-01 | | 146.2 | 148.4 | 149.5 | 1.7 | 0.7 |
| Rubber and plastics footwear, including athletic footwear..... | 0713-0109 | 12/11 | 109.0 | 110.6 | 111.4 | 1.6 | 0.7 |
| Rubber and plastic belts and belting..... | 0713-03 | | 302.6 | 305.0 | 307.2 | 1.7 | 0.7 |
| Flat rubber and plastics belts and belting..... | 0713-0371 | 12/03 | 272.0 | 273.8 | 274.8 | 1.7 | 0.4 |
| Rubber and plastics transmission belts and belting (excluding flat)..... | 0713-0372 | 12/03 | 137.6 | 139.0 | 141.0 | 1.8 | 1.4 |
| Rubber and plastics hose..... | 0713-04 | | 265.8 | 278.0 | 279.3 | 7.5 | 0.5 |
| Rubber and plastics hose..... | 0713-0411 | 12/11 | 117.8 | 123.3 | 123.8 | 7.5 | 0.4 |
| Industrial rubber and plastics hose without fittings..... | 0713-04116 | 12/11 | 116.7 | 118.9 | 120.8 | 9.3 | 1.6 |
| Rubber and plastics water hose (incl. fire, irrigation, etc.)..... | 0713-04117 | 12/11 | 132.0 | 154.6 | 154.5 | 29.2 | -0.1 |
| Rubber and plastics hose for on- and off-highway motor vehicles..... | 0713-04118 | 12/11 | 112.0 | 113.6 | 113.6 | 1.5 | 0.0 |
| Miscellaneous rubber products, n.e.c..... | 0713-06 | 06/83 | 182.1 | 187.8 | 189.5 | 5.2 | 0.9 |
| All other industrial rubber products..... | 0713-0604 | 06/83 | 267.7 | 268.4 | 269.3 | -2.0 | 0.3 |
| All other miscellaneous rubber goods..... | 0713-0606 | 06/83 | 208.8 | 214.3 | 215.2 | 4.7 | 0.4 |
| Rubber compounds or mixtures for sale or interplant transfer..... | 0713-0612 | 06/83 | 223.7 | 238.7 | 244.1 | 13.5 | 2.3 |
| Rubber druggist and medical sundries, excluding gloves..... | 0713-0616 | 12/03 | 141.6 | 141.6 | 141.6 | 0.1 | 0.0 |
| Rubber products for mechanical use..... | 0713-0617 | 12/04 | 116.2 | 118.4 | 118.5 | 2.9 | 0.1 |
| Molded rubber mechanical goods automotive..... | 0713-06171 | 12/11 | 93.0 | 93.3 | 93.3 | 1.2 | 0.0 |
| Molded rubber mechanical goods, transportation/off-highway..... | 0713-06172 | 12/11 | 105.7 | 106.2 | 106.2 | -0.1 | 0.0 |
| Other molded rubber mechanical goods (excluding tubing)..... | 0713-06179 | 12/11 | 115.1 | 123.5 | 124.0 | 9.8 | 0.4 |
| Other extruded rubber mechanical goods (excl. auto)(excl. tubing)..... | 0713-0617C | 12/11 | 108.8 | 116.5 | 116.5 | 10.5 | 0.0 |
| Rubber coated fabrics and garments..... | 0713-0618 | 06/06 | 160.2 | 166.7 | 166.7 | 6.6 | 0.0 |
| Plastic products..... | 072 | | 216.7 | 232.2 | 238.9 | 16.0 | 2.9 |
| Plastic construction products..... | 0721 | | 252.7 | 279.6 | 292.2 | 26.7 | 4.5 |
| Plastic construction products..... | 0721-06 | | 252.7 | 279.6 | 292.2 | 26.7 | 4.5 |
| Plastics pipe..... | 0721-0603 | 12/05 | 132.7 | 158.3 | 171.1 | 58.1 | 8.1 |
| Plastics drain, waste, and vent pipe..... | 0721-06031 | 12/11 | 109.6 | 129.4 | 134.4 | 41.6 | 3.9 |
| Plastics water pipe..... | 0721-06033 | 12/11 | 124.7 | 146.3 | 178.6 | 72.7 | 22.1 |
| Plastics sewer, stormdrain, and water main pipe..... | 0721-06038 | 12/17 | 122.3 | 165.7 | 181.0 | 85.5 | 9.2 |
| Other plastics pipe..... | 0721-0603B | 12/11 | 163.2 | 179.7 | 184.7 | 39.7 | 2.8 |
| Plastics pipe fittings and unions..... | 0721-0604 | 12/05 | 198.4 | 230.3 | 241.9 | 38.1 | 5.0 |
| Plastics plumbing fixtures..... | 0721-0605 | 12/05 | 133.6 | 140.0 | 140.4 | 8.9 | 0.3 |
| Other plastic construction products..... | 0721-0606 | | 229.4 | 243.5 | 250.6 | 13.6 | 2.9 |
| Building and construction polystyrene foam products..... | 0721-06061 | 06/08 | 124.0 | 136.4 | 149.4 | 26.7 | 9.5 |
| Building & construction fabricated plastics products (excl foam, plumbing fixtures, hardware)..... | 0721-06063 | 06/08 | 134.4 | 142.2 | 145.1 | 12.7 | 2.0 |
| Unsupported plastic film, sheet and other shapes..... | 0722 | | 231.8 | 251.5 | 257.6 | 18.1 | 2.4 |
| Unsupported plastic film, sheet and other shapes..... | 0722-05 | 12/82 | 229.7 | 249.2 | 255.3 | 18.1 | 2.4 |
| Unsupported plastic film, sheet and other shapes..... | 0722-0501 | 12/82 | 229.7 | 249.2 | 255.3 | 18.1 | 2.4 |
| Unlaminated polyethylene film and sheet..... | 0722-05011 | 12/11 | 109.4 | 124.0 | 125.8 | 26.8 | 1.5 |
| Unlaminated vinyl and vinyl copolymer film and sheet..... | 0722-05013 | 12/11 | 109.9 | 122.5 | 125.1 | 18.2 | 2.1 |
| Miscellaneous unlaminated plastics film and sheet..... | 0722-05014 | 12/11 | 102.1 | 108.3 | 112.1 | 16.9 | 3.5 |
| Unlaminated plastics profile shapes..... | 0722-05015 | 12/11 | 112.0 | 115.3 | 118.8 | 6.6 | 3.0 |
| Laminated plastic sheets, rods, and tubes..... | 0723 | | 216.5 | 220.0 | 221.8 | 3.8 | 0.8 |
| Laminated plastics plates, sheet (excluding packaging), and shapes..... | 0723-04 | | 216.8 | 220.3 | 222.1 | 3.8 | 0.8 |
| Laminated plastics plates, sheet (excluding packaging), and shapes..... | 0723-0401 | 12/82 | 223.2 | 226.7 | 228.7 | 3.8 | 0.9 |
| Parts for manufacturing from plastics..... | 0726 | | 155.6 | 163.7 | 165.8 | 8.7 | 1.3 |
| Parts for transportation equipment..... | 0726-01 | | 150.1 | 157.9 | 157.7 | 8.5 | -0.1 |
| Parts for transportation equipment..... | 0726-0105 | 12/82 | 148.8 | 156.6 | 156.5 | 8.6 | -0.1 |
| Transportation polyurethane foam products..... | 0726-01051 | 12/11 | 111.0 | 117.5 | 115.6 | 6.5 | -1.6 |
| Transportation fabricated plastic parts (excluding foam and reinforced plastics)..... | 0726-01052 | 12/11 | 115.3 | 121.2 | 121.3 | 8.8 | 0.1 |
| Other parts and components for manufacturing..... | 0726-02 | | 146.6 | 153.1 | 154.3 | 6.6 | 0.8 |
| Other parts and components for manufacturing..... | 0726-0205 | 12/82 | 146.7 | 153.2 | 154.4 | 6.6 | 0.8 |
| All other miscellaneous polyurethane foam products..... | 0726-02051 | 12/11 | 102.2 | 106.0 | 107.0 | 6.9 | 0.9 |
| Electrical & electronic fabricated plastics (excl. foam and reinforced plastics)..... | 0726-02052 | 12/11 | 96.6 | 100.2 | 100.6 | 6.0 | 0.4 |
| All other polystyrene foam products incl. transportation application uses..... | 0726-02053 | 12/11 | 111.8 | 129.5 | 130.2 | 19.7 | 0.5 |
| Industrial machinery plastics products, excl foam (incl gears, bearings, bushings, cams)..... | 0726-02054 | 12/11 | 123.2 | 125.0 | 126.5 | 2.5 | 1.2 |
| Foam components for furniture..... | 0726-03 | 12/82 | 218.9 | 234.9 | 263.0 | 14.2 | 12.0 |
| Foam components for furniture..... | 0726-0305 | 12/99 | 161.3 | 173.1 | 193.8 | 14.3 | 12.0 |
| Other plastic products..... | 0729 | 12/82 | 245.0 | 263.1 | 267.0 | 13.9 | 1.5 |
| Other plastic products..... | 0729-01 | 12/82 | 245.0 | 263.1 | 267.0 | 13.9 | 1.5 |
| Custom compounding of purchased plastic resins (incl color concentrates and resin pellets)..... | 0729-0196 | 12/99 | 171.6 | 187.4 | 191.4 | 17.1 | 2.1 |
| All other reinforced and fiberglass plastics products..... | 0729-0197 | 12/99 | 182.2 | 192.3 | 193.0 | 10.7 | 0.4 |
| Products made of foam other than polystyrene or polyurethane..... | 0729-0198 | 12/99 | 139.4 | 143.0 | 145.7 | 5.5 | 1.9 |

See footnotes at end of table.

Table 9. Producer price indexes and percent changes for commodity and service groupings and individual items, not seasonally adjusted — Continued
 [1982=100 unless otherwise indicated]

| Commodity | Commodity code | Other index base | Index | | | Percent change to July 2021 from: | |
|--|----------------|------------------|------------------------|------------------------|------------------------|-----------------------------------|-------------|
| | | | Mar. 2021 ¹ | June 2021 ¹ | July 2021 ¹ | July 2020 | June 2021 |
| Plastic packaging products..... | 072A | 12/06 | 117.7 | 128.5 | 132.7 | 18.6 | 3.3 |
| Plastic packaging products..... | 072A-01 | 12/06 | 117.7 | 128.5 | 132.7 | 18.6 | 3.3 |
| Plastic packaging products..... | 072A-0101 | 12/06 | 117.7 | 128.5 | 132.7 | 18.6 | 3.3 |
| Other plastic packaging products, excluding film, sheet, foam and bottles..... | 072A-01012 | 12/09 | 113.0 | 126.0 | 129.5 | 21.4 | 2.8 |
| Packaging polyurethane foam products..... | 072A-01013 | 12/09 | 190.2 | 190.2 | 190.2 | 8.9 | 0.0 |
| Plastic bottles..... | 072A-01014 | 12/09 | 108.8 | 114.7 | 117.0 | 10.7 | 2.0 |
| Polystyrene foam food containers..... | 072A-01015 | 12/11 | 150.6 | 154.8 | 179.5 | 32.4 | 16.0 |
| Polystyrene foam protective shipping pads/shaped cushioning/other foam packaging supplies..... | 072A-01016 | 12/11 | 112.8 | 149.1 | 153.8 | 42.4 | 3.2 |
| Consumer, institutional, and commercial products, n.e.c..... | 072B | 12/06 | 144.0 | 148.3 | 153.1 | 11.9 | 3.2 |
| All other consumer, institutional, and commercial products..... | 072B-01 | 12/06 | 144.0 | 148.3 | 153.1 | 11.9 | 3.2 |
| Other plastic packaging products, excluding film, sheet, foam and bottles..... | 072B-0101 | 12/06 | 144.0 | 148.3 | 153.1 | 11.9 | 3.2 |
| Consumer and institutional polystyrene foam products..... | 072B-01011 | 12/07 | 150.3 | 152.9 | 173.7 | 28.1 | 13.6 |
| Consumer and institutional polyurethane foam products..... | 072B-01013 | 12/07 | 150.2 | 171.7 | 171.7 | 15.0 | 0.0 |
| Consumer/institutional/commercial fabricated plastics products..... | 072B-01015 | 12/07 | 133.3 | 136.9 | 139.2 | 9.3 | 1.7 |
| Recyclable plastics..... | 072C | 12/11 | 72.8 | 74.9 | 88.6 | 19.2 | 18.3 |
| Recyclable plastics..... | 072C-01 | 12/11 | 72.8 | 74.9 | 88.6 | 19.2 | 18.3 |
| Recyclable plastics..... | 072C-0101 | 12/11 | 72.8 | 74.9 | 88.6 | 19.2 | 18.3 |
| Lumber and wood products..... | 08 | | 311.9 | 359.2 | 332.0 | 32.5 | -7.6 |
| Lumber..... | 081 | | 365.8 | 444.5 | 350.0 | 45.2 | -21.3 |
| Softwood lumber..... | 0811 | | 441.8 | 553.8 | 393.0 | 45.0 | -29.0 |
| Softwood cut stock and dimension..... | 0811-05 | | 388.7 | 426.9 | 366.8 | 64.1 | -14.1 |
| Softwood cut stock and dimension..... | 0811-0503 | | 414.9 | 455.6 | 391.4 | 64.1 | -14.1 |
| Softwood lumber, not edge worked..... | 0811-06 | 12/03 | 249.6 | 314.2 | 207.0 | 38.7 | -34.1 |
| Softwood lumber, not edge worked..... | 0811-0601 | 12/03 | 249.6 | 314.2 | 207.0 | 38.7 | -34.1 |
| Softwood dressed lumber, less than 2 inches in nominal thickness, not edge worked..... | 0811-06012 | 06/12 | 230.3 | 268.2 | 260.8 | 105.2 | -2.8 |
| Softwood dressed 2-inch lumber, 2 inches in nominal thickness only, not edge worked..... | 0811-06013 | 06/12 | 324.0 | 434.4 | 232.0 | 34.6 | -46.6 |
| Softwood dressed lumber and timbers, more than 2 inches in nominal thickness, not edge worked..... | 0811-06014 | 06/12 | 263.8 | 263.2 | 264.1 | 54.8 | 0.3 |
| Softwood lumber, made from purchased lumber..... | 0811-07 | 12/03 | 242.0 | 309.1 | 323.3 | 77.4 | 4.6 |
| Softwood lumber, made from purchased lumber..... | 0811-0701 | 12/03 | 242.0 | 309.1 | 323.3 | 77.4 | 4.6 |
| Hardwood lumber..... | 0812 | | 254.2 | 278.7 | 296.2 | 45.8 | 6.3 |
| Hardwood cut stock and dimension..... | 0812-03 | | 316.8 | 357.8 | 379.9 | 50.9 | 6.2 |
| Hardwood cut stock and dimension..... | 0812-0311 | 06/84 | 275.7 | 311.3 | 330.5 | 50.9 | 6.2 |
| Hardwood flooring..... | 0812-04 | 06/84 | 196.7 | 213.1 | 223.2 | 19.7 | 4.7 |
| Oak and maple hardwood flooring..... | 0812-0401 | 06/84 | 195.3 | 215.0 | 225.0 | 21.6 | 4.7 |
| Hardwood flooring, other than oak and maple..... | 0812-0402 | 12/11 | 125.4 | 125.7 | 131.9 | 10.9 | 4.9 |
| Hardwood lumber, not edge worked..... | 0812-05 | 12/03 | 126.6 | 137.6 | 147.0 | 62.1 | 6.8 |
| Hardwood lumber, not edge worked..... | 0812-0501 | 12/03 | 126.6 | 137.6 | 147.0 | 62.1 | 6.8 |
| Millwork..... | 082 | | 300.0 | 329.9 | 330.3 | 21.8 | 0.1 |
| General millwork..... | 0821 | | 271.4 | 282.4 | 286.6 | 9.3 | 1.5 |
| General millwork..... | 0821-01 | | 271.4 | 282.4 | 286.6 | 9.3 | 1.5 |
| Stock wood kitchen cabinets, related cabinetwork and countertops..... | 0821-0102 | 12/12 | 111.4 | 113.0 | 113.7 | 2.5 | 0.6 |
| Stock wood kitchen cabinets and related cabinetwork for permanent installation..... | 0821-01021 | 12/09 | 118.6 | 120.7 | 121.6 | 3.1 | 0.7 |
| Custom wood kitchen cabinets, bathroom vanities, and related cabinetwork..... | 0821-0105 | 12/12 | 121.9 | 126.3 | 126.3 | 5.8 | 0.0 |
| Custom wood kitchen cabinets and related cabinetwork not sold direct to customer at retail..... | 0821-01051 | 12/09 | 138.7 | 146.1 | 146.1 | 8.8 | 0.0 |
| Custom wood kitchen cabinets, bathroom vanities, and related cabinet work sold at retail..... | 0821-01052 | 12/09 | 119.7 | 122.3 | 122.3 | 3.4 | 0.0 |
| Wood window units..... | 0821-0112 | 06/83 | 288.9 | 289.5 | 295.7 | 6.1 | 2.1 |
| Double hung wood window units..... | 0821-01121 | 06/13 | 129.7 | 129.7 | 135.6 | 9.3 | 4.5 |
| Casement wood window units..... | 0821-01122 | 06/13 | 141.5 | 142.2 | 142.4 | 4.2 | 0.1 |
| All other wood window units, including horizontal sliding, awning and single hung..... | 0821-01123 | 06/13 | 118.9 | 118.9 | 120.6 | 3.6 | 1.4 |
| Wood sash, excluding sash shipped in window units..... | 0821-0122 | 06/83 | 290.7 | 290.7 | 298.0 | 7.2 | 2.5 |
| Wood window & door frames, incl. door frames in door units, excl. window frames in window units..... | 0821-0132 | 06/83 | 217.5 | 239.6 | 259.4 | 46.2 | 8.3 |
| Wood panel, flush, & molded face doors, interior & exterior, incl. doors with glazed sections..... | 0821-0142 | 06/83 | 260.6 | 271.1 | 272.4 | 10.1 | 0.5 |
| Other wood doors, incl. garage, patio, bifold, cabinet, screen, storm and louver..... | 0821-0152 | 06/83 | 252.3 | 258.2 | 260.6 | 6.9 | 0.9 |
| Wood moldings..... | 0821-0162 | 06/83 | 258.1 | 290.2 | 302.6 | 35.4 | 4.3 |
| Mirror and picture frames and framed pictures..... | 0821-0175 | 06/02 | 129.1 | 133.0 | 133.5 | 3.1 | 0.4 |
| Other wood millwork products, including stairwork, exterior millwork, and softwood flooring..... | 0821-0183 | 06/83 | 233.0 | 258.3 | 258.9 | 20.2 | 0.2 |

See footnotes at end of table.

Table 9. Producer price indexes and percent changes for commodity and service groupings and individual items, not seasonally adjusted — Continued
 [1982=100 unless otherwise indicated]

| Commodity | Commodity code | Other index base | Index | | | Percent change to July 2021 from: | |
|---|----------------|------------------|------------------------|------------------------|------------------------|-----------------------------------|------------|
| | | | Mar. 2021 ¹ | June 2021 ¹ | July 2021 ¹ | July 2020 | June 2021 |
| Prefabricated structural members..... | 0822 | | 446.6 | 575.4 | 555.9 | 76.8 | -3.4 |
| Prefabricated structural members..... | 0822-01 | | 446.6 | 575.4 | 555.9 | 76.8 | -3.4 |
| Laminated veneer lumber..... | 0822-0107 | 12/03 | 142.2 | 195.0 | 195.0 | 52.0 | 0.0 |
| Other engineered structural wood members, excluding trusses & laminated veneer lumber..... | 0822-0108 | 12/03 | 162.0 | 202.7 | 204.3 | 63.8 | 0.8 |
| Wood trusses..... | 0822-0109 | 12/03 | 303.1 | 389.4 | 373.2 | 81.4 | -4.2 |
| Plywood..... | 083 | | 326.7 | 452.0 | 463.7 | 102.8 | 2.6 |
| Softwood veneer and plywood..... | 0831 | | 447.6 | 664.7 | 684.3 | 153.7 | 2.9 |
| Softwood veneer and plywood..... | 0831-03 | | 349.5 | 519.0 | 534.4 | 153.8 | 3.0 |
| Softwood veneer and plywood..... | 0831-0303 | 12/05 | 215.9 | 320.7 | 330.2 | 153.8 | 3.0 |
| Softwood veneer, incl. veneer backed w/ paper, cloth, or other flexible material..... | 0831-03031 | 12/07 | 168.0 | 211.7 | 217.2 | 93.1 | 2.6 |
| Softwood plywood products: rough, sanded, and specialties..... | 0831-03035 | 12/11 | 259.3 | 398.6 | 410.7 | 169.8 | 3.0 |
| Hardwood veneer and plywood..... | 0835 | 12/05 | 129.3 | 143.0 | 144.7 | 15.7 | 1.2 |
| Hardwood veneer and plywood..... | 0835-01 | 12/05 | 129.3 | 143.0 | 144.7 | 15.7 | 1.2 |
| Hardwood veneer, including veneer backed with paper, cloth, or other flexible material..... | 0835-0102 | 12/11 | 116.4 | 119.3 | 120.3 | 12.1 | 0.8 |
| Hardwood plywood..... | 0835-0104 | 12/12 | 127.1 | 149.3 | 152.1 | 21.2 | 1.9 |
| Hardwood veneered panels, including two-ply veneers..... | 0835-0107 | 12/11 | 121.9 | 129.1 | 128.8 | 6.0 | -0.2 |
| Other wood products..... | 084 | | 191.2 | 212.3 | 217.9 | 23.4 | 2.6 |
| Wood pallets and pallet containers, wood and metal combination..... | 0841 | | 316.0 | 377.2 | 395.0 | 40.5 | 4.7 |
| Wood pallets and pallet containers..... | 0841-01 | | 316.0 | 377.2 | 395.0 | 40.5 | 4.7 |
| Wood pallets and pallet containers, wood and metal combination..... | 0841-0101 | 12/09 | 161.8 | 193.2 | 202.2 | 40.4 | 4.7 |
| Wood boxes..... | 0842 | | 226.7 | 250.9 | 255.5 | 16.9 | 1.8 |
| Wood boxes..... | 0842-01 | | 226.7 | 250.9 | 255.5 | 16.9 | 1.8 |
| Nailed and lock-corner wood boxes..... | 0842-0101 | 06/85 | 169.9 | 203.9 | 204.3 | 21.9 | 0.2 |
| Wood box and crate shook..... | 0842-0102 | 06/85 | 212.3 | 256.0 | 260.9 | 52.1 | 1.9 |
| Other wood container parts and wood containers..... | 0842-0127 | 12/03 | 142.1 | 142.8 | 146.3 | -3.4 | 2.5 |
| Miscellaneous wood products..... | 0849 | | 133.9 | 137.2 | 137.5 | 8.2 | 0.2 |
| Wood ties, siding, shingles, and shakes, and contract sawing of logs owned by others..... | 0849-03 | 12/03 | 149.1 | 146.5 | 150.9 | 3.6 | 3.0 |
| Wood ties, siding, shingles, and shakes, and contract sawing of logs owned by others..... | 0849-0301 | 12/03 | 149.1 | 146.5 | 150.9 | 3.6 | 3.0 |
| Sawn wood fence stock, wood lath, and contract resawing and planing..... | 0849-04 | 12/03 | 145.7 | 145.7 | 152.4 | 11.6 | 4.6 |
| Sawn wood fence stock, wood lath, and contract resawing and planing..... | 0849-0401 | 12/03 | 145.7 | 145.7 | 152.4 | 11.6 | 4.6 |
| All other miscellaneous wood products..... | 0849-09 | 06/84 | 217.8 | 224.2 | 223.5 | 8.2 | -0.3 |
| All other miscellaneous wood products..... | 0849-0901 | 06/84 | 217.8 | 224.2 | 223.5 | 8.2 | -0.3 |
| Logs, bolts, timber, pulpwood and wood chips..... | 085 | | 260.0 | 260.4 | 266.0 | 14.2 | 2.2 |
| Logs, bolts, timber, pulpwood and wood chips..... | 0851 | | 260.0 | 260.4 | 266.0 | 14.2 | 2.2 |
| Logs, bolts, timber, pulpwood and wood chips..... | 0851-05 | 12/11 | 111.1 | 111.3 | 113.7 | 14.3 | 2.2 |
| Logs, bolts, timber and pulpwood..... | 0851-0502 | 12/11 | 112.5 | 111.4 | 114.6 | 14.3 | 2.9 |
| Wood chips, excluding field chips..... | 0851-0505 | 12/11 | 103.6 | 107.7 | 107.6 | 14.2 | -0.1 |
| Prefabricated wood buildings & components..... | 086 | 12/84 | 301.8 | 350.7 | 344.5 | 25.7 | -1.8 |
| Prefabricated wood buildings & components..... | 0861 | 12/84 | 301.8 | 350.7 | 344.5 | 25.7 | -1.8 |
| Prefabricated wood buildings and components..... | 0861-01 | 12/84 | 301.8 | 350.7 | 344.5 | 25.7 | -1.8 |
| Prefabricated stationary wood buildings, components (not sold as complete units)..... | 0861-0101 | 12/84 | 187.5 | 215.3 | 202.1 | 11.8 | -6.1 |
| Prefabricated stationary wood buildings, precut packages (complete units)..... | 0861-0102 | 12/84 | 368.6 | 457.2 | 456.9 | 36.3 | -0.1 |
| Prefabricated stationary wood buildings, shipped in panel form (complete units)..... | 0861-0103 | 12/84 | 354.9 | 424.0 | 409.8 | 36.1 | -3.3 |
| Prefabricated stationary wood buildings, shipped in three-dimensional assemblies..... | 0861-0104 | 12/84 | 316.2 | 356.0 | 365.8 | 33.1 | 2.8 |
| Prefabricated stationary wood buildings, three-dimensional assemblies, residential..... | 0861-01041 | 12/11 | 148.1 | 166.6 | 170.9 | 30.3 | 2.6 |
| Prefabricated stationary wood buildings, three-dimensional assemblies, nonresidential..... | 0861-01042 | 12/11 | 154.9 | 175.1 | 181.8 | 50.1 | 3.8 |
| Treated wood and contract wood preserving..... | 087 | 06/85 | 269.4 | 278.6 | 239.6 | 1.5 | -14.0 |
| Treated wood and contract wood preserving..... | 0871 | 06/85 | 269.4 | 278.6 | 239.6 | 1.5 | -14.0 |
| Treated wood..... | 0871-01 | 06/85 | 275.7 | 284.5 | 241.6 | 0.8 | -15.1 |
| Wood poles, piles, and posts owned and treated by the same establishment..... | 0871-0101 | 06/85 | 294.3 | 298.1 | 291.9 | 1.5 | -2.1 |
| Other wood products owned and treated by the same establishment..... | 0871-0102 | 06/85 | 266.6 | 276.7 | 224.0 | 0.6 | -19.0 |
| Contract wood preservation..... | 0871-02 | 06/85 | 211.4 | 223.7 | 220.3 | 8.4 | -1.5 |
| Receipts for treating wood owned by others w/ arsenical chemicals, creosote, & other chemicals..... | 0871-0201 | 06/85 | 211.4 | 223.7 | 220.3 | 8.4 | -1.5 |
| Pulp, paper, and allied products..... | 09 | | 273.5 | 287.5 | 293.9 | 13.3 | 2.2 |

See footnotes at end of table.

Table 9. Producer price indexes and percent changes for commodity and service groupings and individual items, not seasonally adjusted — Continued
 [1982=100 unless otherwise indicated]

| Commodity | Commodity code | Other index base | Index | | | Percent change to July 2021 from: | |
|---|----------------|------------------|------------------------|------------------------|------------------------|-----------------------------------|-----------|
| | | | Mar. 2021 ¹ | June 2021 ¹ | July 2021 ¹ | July 2020 | June 2021 |
| Pulp, paper, and prod., ex. bldg. paper..... | 091 | | 235.3 | 246.7 | 253.4 | 12.7 | 2.7 |
| Wood pulp..... | 0911 | | 167.2 | 207.9 | 216.9 | 49.1 | 4.3 |
| Wood pulp..... | 0911-05 | 06/06 | 116.1 | 144.3 | 150.6 | 49.1 | 4.4 |
| Wood pulp..... | 0911-0501 | 06/06 | 116.1 | 144.3 | 150.6 | 49.1 | 4.4 |
| Special alpha and dissolving wood pulp, incl. sulfite and sulfate and other wood pulp..... | 0911-05012 | 12/11 | — | 112.3 | 117.3 | — | 4.5 |
| All other miscellaneous pulp, other than wood, and pulp mill byproducts incl. turpentine..... | 0911-05017 | 12/07 | — | 144.9 | 150.9 | — | 4.1 |
| Recyclable paper..... | 0912 | | 315.2 | 385.7 | 470.1 | 81.3 | 21.9 |
| News and other low grade recyclable paper..... | 0912-01 | | 233.6 | 283.9 | 364.8 | 124.8 | 28.5 |
| News and other low grade recyclable paper..... | 0912-0125 | 06/06 | 105.5 | 128.2 | 164.7 | 124.7 | 28.5 |
| Corrugated recyclable paper..... | 0912-03 | | 302.7 | 371.9 | 421.7 | 85.7 | 13.4 |
| Corrugated recyclable paper..... | 0912-0325 | 06/06 | 104.0 | 127.7 | 144.9 | 85.8 | 13.5 |
| High grade recyclable paper (including pulp substitutes and deinking)..... | 0912-07 | 12/86 | 152.3 | 183.4 | 287.5 | 60.5 | 56.8 |
| High grade recyclable (including pulp substitutes and deinking)..... | 0912-0725 | 06/06 | 114.5 | 137.9 | 216.1 | 60.5 | 56.7 |
| Paper..... | 0913 | | 201.7 | 212.0 | 217.2 | 11.6 | 2.5 |
| Writing and printing papers..... | 0913-01 | | 191.9 | 197.7 | 201.2 | 5.0 | 1.8 |
| Bleached bristol, clay-coated, uncoated, and industrial converted paper..... | 0913-0119 | 12/11 | 102.8 | 105.7 | 106.9 | 4.2 | 1.1 |
| Printing paper, coated at establishments other than where paper was produced..... | 0913-0120 | 12/11 | 113.8 | 115.6 | 127.8 | 10.2 | 10.6 |
| Newsprint..... | 0913-02 | | 115.8 | 125.7 | 128.2 | 11.2 | 2.0 |
| Newsprint..... | 0913-0291 | | 115.8 | 125.7 | 128.2 | 11.2 | 2.0 |
| Packaging and industrial converting paper..... | 0913-03 | | 271.4 | 292.7 | 302.4 | 22.9 | 3.3 |
| Coated and laminated single and multi-web paper..... | 0913-0321 | 12/87 | 207.0 | 211.1 | 211.8 | 8.1 | 0.3 |
| Single-web paper, rolls and sheets, including waxed, for flexible packaging uses..... | 0913-03211 | 12/11 | 120.5 | 121.2 | 121.6 | 5.6 | 0.3 |
| Multiweb laminated rolls and sheets, except foil, for flexible packaging uses..... | 0913-03213 | 12/11 | 110.3 | 114.5 | 115.0 | 11.3 | 0.4 |
| Coated and laminated single and multi-web film..... | 0913-0322 | 12/87 | 220.7 | 240.6 | 250.0 | 26.3 | 3.9 |
| Single-web film, rolls, and sheets, including coextruded, for flexible packaging uses..... | 0913-0322A | 01/19 | 108.6 | 116.3 | 120.4 | 24.8 | 3.5 |
| Single-web film, rolls, and sheets for flexible packaging uses..... | 0913-0322A1 | 12/11 | 120.7 | 129.4 | 132.6 | 23.9 | 2.5 |
| Coextruded single-web film, for flexible packaging uses..... | 0913-0322A2 | 12/11 | 110.2 | 117.0 | 127.5 | 28.4 | 9.0 |
| All other coated and processed papers..... | 0913-05 | 12/82 | 214.5 | 222.1 | 227.8 | 6.1 | 2.6 |
| Converted foil for nonpackaging applications..... | 0913-0505 | 06/13 | 93.7 | 97.1 | 102.1 | 5.5 | 5.1 |
| Other coated and processed papers, except for packaging uses..... | 0913-0506 | 06/13 | 103.7 | 107.3 | 110.0 | 6.1 | 2.5 |
| Paperboard..... | 0914 | | 275.4 | 293.0 | 297.5 | 16.2 | 1.5 |
| Corrugated paperboard in sheets and rolls, lined and unlined..... | 0914-05 | | 296.6 | 302.1 | 310.1 | 16.2 | 2.6 |
| Corrugated paperboard in sheets and rolls, lined and unlined..... | 0914-0551 | | 296.6 | 302.1 | 310.1 | 16.2 | 2.6 |
| Paperboard, excluding corrugated paperboard..... | 0914-11 | 12/82 | 287.0 | 308.4 | 312.3 | 16.1 | 1.3 |
| Recycled paperboard..... | 0914-1105 | 12/82 | 325.5 | 353.2 | 366.1 | 15.7 | 3.7 |
| Unbleached kraft packaging and industrial converting paperboard..... | 0914-1107 | 12/99 | — | 190.1 | 192.0 | — | 1.0 |
| Bleached packaging and industrial converting paperboard..... | 0914-1112 | 05/21 | — | 100.0 | 98.8 | — | -1.2 |
| Converted paper and paperboard products..... | 0915 | | 247.4 | 252.2 | 256.2 | 6.3 | 1.6 |
| Sanitary paper products, including stock..... | 0915-01 | | 184.8 | 185.4 | 185.6 | 0.7 | 0.1 |
| Sanitary paper products, including stock..... | 0915-0123 | 12/99 | 128.3 | 128.6 | 128.8 | 0.6 | 0.2 |
| Sanitary tissue paper products, made in paper mills..... | 0915-01233 | 12/07 | 112.4 | 112.7 | 112.7 | 0.6 | 0.0 |
| Paper table napkins, industrial & retail pkgs bulk & dispenser types, made in paper mills..... | 0915-012332 | 12/07 | 129.1 | 129.9 | 129.9 | 4.3 | 0.0 |
| Paper towels, industrial pkgs (rolled, folded, and interfolded), made in paper mills..... | 0915-012335 | 12/07 | 103.8 | 103.1 | 104.5 | 1.3 | 1.4 |
| Other sanitary paper products, made in paper mills..... | 0915-012337 | 12/07 | 108.5 | 107.5 | 107.2 | 1.1 | -0.3 |
| Disposable diapers and similar disposable products, purchased sanitary paper stock and wadding..... | 0915-01234 | 12/07 | 111.2 | 111.2 | 111.2 | 0.0 | 0.0 |
| Sanitary tissue paper products, made from purchased sanitary paper stock or wadding..... | 0915-01235 | 12/07 | 115.8 | 117.0 | 117.7 | 1.8 | 0.6 |
| Paper, plastic, and foil bags..... | 0915-02 | | 299.8 | 311.5 | 321.0 | 13.2 | 3.0 |
| Uncoated single-web paper grocers' bags and sacks and variety and shopping bags..... | 0915-0214 | 12/83 | 379.7 | 385.3 | 380.0 | 0.4 | -1.4 |
| Specialty bags, pouches and liners..... | 0915-0216 | 12/83 | 235.7 | 246.7 | 256.6 | 16.5 | 4.0 |
| Plastics, foil, and coated paper bags..... | 0915-02161 | 12/10 | 110.9 | 115.5 | 115.8 | 4.3 | 0.3 |
| Specialty bags, pouches, and liners, multiweb laminations and foil, except film-film..... | 0915-021612 | 06/13 | 109.5 | 114.3 | 114.6 | 4.6 | 0.3 |
| Single-web film specialty bags, pouches, and liners..... | 0915-02162 | 12/10 | 116.9 | 122.7 | 128.3 | 18.6 | 4.6 |
| Polyethylene grocery and variety bags and pouches..... | 0915-021621 | 12/11 | 107.3 | 113.3 | 120.2 | 22.7 | 6.1 |
| Polyethylene refuse bags..... | 0915-021622 | 12/11 | 119.0 | 125.6 | 128.9 | 21.4 | 2.6 |
| Other polyethylene bags, pouches, and liners..... | 0915-021625 | 12/11 | 113.0 | 122.9 | 125.1 | 20.8 | 1.8 |
| Coextruded single-web film specialty bags, pouches, & liners..... | 0915-021626 | 06/13 | 108.6 | 110.2 | 122.4 | 17.9 | 11.1 |
| Multiweb film/film combination specialty bags, pouches and liners..... | 0915-02163 | 12/10 | 121.5 | 124.8 | 127.2 | 9.1 | 1.9 |
| Paper boxes and containers..... | 0915-03 | | 277.6 | 282.1 | 290.0 | 8.5 | 2.8 |

See footnotes at end of table.

Table 9. Producer price indexes and percent changes for commodity and service groupings and individual items, not seasonally adjusted — Continued
 [1982=100 unless otherwise indicated]

| Commodity | Commodity code | Other index base | Index | | | Percent change to July 2021 from: | |
|--|----------------|------------------|------------------------|------------------------|------------------------|-----------------------------------|-----------|
| | | | Mar. 2021 ¹ | June 2021 ¹ | July 2021 ¹ | July 2020 | June 2021 |
| Corrugated shipping containers..... | 0915-0301 | 06/87 | 277.3 | 285.8 | 294.5 | 11.4 | 3.0 |
| Corrugated shipping containers for food and beverages and carryout boxes for retail food..... | 0915-03011 | 12/09 | 138.2 | 137.5 | 142.7 | 7.8 | 3.8 |
| Corrugated shipping containers for paper and allied products..... | 0915-03012 | 12/09 | 145.1 | 152.8 | 156.6 | 12.7 | 2.5 |
| Corrugated shipping containers for metal and electrical machinery..... | 0915-03013 | 12/09 | 159.9 | 166.2 | 171.9 | 15.7 | 3.4 |
| Corrugated shipping containers for all other end uses..... | 0915-03014 | 12/09 | 134.5 | 140.1 | 143.6 | 11.5 | 2.5 |
| Setup (rigid) paperboard boxes..... | 0915-0322 | 12/83 | 265.8 | 284.6 | 291.5 | 11.3 | 2.4 |
| Folding paperboard boxes, packaging, and packaging components..... | 0915-0336 | 12/04 | 117.2 | 114.9 | 118.1 | 3.5 | 2.8 |
| Folding paperboard boxes, packaging, and packaging components..... | 0915-033601 | 12/11 | 107.4 | 105.2 | 108.2 | 3.5 | 2.9 |
| Paperboard fiber drums with ends of any material..... | 0915-0337 | | 470.6 | 498.6 | 501.3 | 11.8 | 0.5 |
| Cups and liquid-tight paper and paperboard containers..... | 0915-0355 | 12/17 | 97.9 | — | — | — | — |
| Other corrugated and solid fiber products, including containers, pallets, pads, etc..... | 0915-04 | | 355.0 | 382.5 | 380.4 | 12.5 | -0.5 |
| Other corrugated and solid fiber products, including containers, pallets, pads, etc..... | 0915-0441 | | 493.8 | 531.9 | 529.0 | 12.5 | -0.5 |
| Office supplies and accessories..... | 0915-06 | | 192.2 | 195.8 | 195.9 | 1.6 | 0.1 |
| Envelopes..... | 0915-0636 | 12/84 | 184.4 | 186.8 | 188.7 | 3.5 | 1.0 |
| Die-cut paper and paperboard office supplies..... | 0915-0646 | 12/03 | 177.3 | 178.0 | 187.5 | 6.6 | 5.3 |
| Paper supplies for business machines and other misc. unprinted office supplies..... | 0915-0655 | 06/90 | 190.7 | 198.6 | 189.0 | -4.5 | -4.8 |
| Tablets, pads, and related products..... | 0915-0657 | 12/11 | 109.7 | 109.9 | 110.0 | 0.5 | 0.1 |
| Fiber cans, tubes, and similar fiber products..... | 0915-07 | | 351.4 | 366.1 | 371.0 | 7.9 | 1.3 |
| Fiber cans, all fiber and composite..... | 0915-0731 | 12/09 | 137.1 | 139.2 | 139.1 | 2.1 | -0.1 |
| Fiber cores and tubes..... | 0915-0732 | 12/09 | 133.8 | 141.5 | 144.3 | 11.2 | 2.0 |
| Paperboard cones, reels, spools, bobbins, blocks, and all vulcanized fiber products..... | 0915-0733 | 12/09 | 134.1 | 134.9 | 151.1 | 12.7 | 12.0 |
| Molded pulp goods, including egg cartons, florists pots, food trays, etc..... | 0915-08 | 06/85 | 210.5 | 215.4 | 220.0 | 10.8 | 2.1 |
| Molded pulp goods, including egg cartons, florists pots, food trays, etc..... | 0915-0814 | 06/90 | 183.2 | 187.5 | 191.5 | 10.8 | 2.1 |
| Miscellaneous converted paper and paperboard products..... | 0915-09 | 12/84 | 211.8 | 215.6 | 218.5 | 5.8 | 1.3 |
| Pasted, lined, laminated, or surface-coated paperboard..... | 0915-0901 | 12/84 | 261.9 | 274.5 | 274.4 | 8.8 | 0.0 |
| Wallcoverings..... | 0915-0902 | 06/85 | 187.9 | 187.9 | 187.9 | 0.0 | 0.0 |
| Other sanitary paper products & misc. converted paper & paperboard products..... | 0915-0999 | 12/84 | 208.7 | 211.5 | 215.2 | 5.7 | 1.7 |
| Other sanitary paper and paperboard food containers, boards, and trays, excluding folding..... | 0915-09991 | 06/10 | 111.4 | — | 111.4 | 0.0 | — |
| Miscellaneous converted paper and paperboard products..... | 0915-09992 | 06/10 | 121.4 | 123.7 | 126.6 | 7.9 | 2.3 |
| Pressure-sensitive products..... | 0916 | 12/82 | 195.1 | 204.4 | 204.2 | 4.9 | -0.1 |
| Pressure-sensitive products..... | 0916-01 | 12/82 | 195.1 | 204.4 | 204.2 | 4.9 | -0.1 |
| Pressure-sensitive products..... | 0916-0101 | 12/82 | 194.7 | 203.9 | 203.7 | 4.9 | -0.1 |
| Building paper & building board mill prods..... | 092 | | 390.7 | 498.3 | 531.7 | 121.7 | 6.7 |
| Hardboard, particleboard & fiberboard prods..... | 0922 | | 368.5 | 470.0 | 501.6 | 121.8 | 6.7 |
| Particleboard and fiberboard..... | 0922-01 | | 399.0 | 515.2 | 550.4 | 132.5 | 6.8 |
| Particleboard made from particleboard produced at the same location..... | 0922-0125 | 12/82 | 274.8 | 302.1 | 320.0 | 21.1 | 5.9 |
| Medium density fiberboard (MDF) made from MDF produced at the same location..... | 0922-0131 | 06/84 | 197.2 | 222.4 | 241.1 | 30.3 | 8.4 |
| Prefinished particleboard and medium density fiberboard (MDF) made from purchased materials..... | 0922-0141 | 12/02 | 150.6 | 201.4 | 202.1 | 50.9 | 0.3 |
| Hardboard products..... | 0922-02 | 06/84 | 170.4 | 174.0 | 181.3 | 13.0 | 4.2 |
| Hardboard products..... | 0922-0206 | 12/11 | 129.9 | 132.7 | 138.2 | 12.9 | 4.1 |
| Publications, printed matter and printing material..... | 094 | 06/09 | 112.4 | 114.8 | 114.7 | 4.2 | -0.1 |
| Books printing..... | 0944 | 12/83 | 197.0 | 202.4 | 203.7 | 5.4 | 0.6 |
| Books printing..... | 0944-01 | 12/83 | 197.0 | 202.4 | 203.7 | 5.4 | 0.6 |
| Books printing..... | 0944-0114 | 06/05 | 125.4 | 128.8 | 129.6 | 5.4 | 0.6 |
| Textbook printing and binding..... | 0944-01141 | 12/11 | 112.5 | 118.0 | 119.6 | 9.3 | 1.4 |
| Technical, scientific, & professional book printing & binding..... | 0944-01143 | 12/11 | 109.2 | 113.0 | 112.6 | 3.3 | -0.4 |
| Religious book printing and binding..... | 0944-01145 | 12/11 | 110.4 | 113.8 | 114.9 | 6.2 | 1.0 |
| General book (trade, etc.) printing and binding..... | 0944-01147 | 12/11 | 127.9 | 132.5 | 133.7 | 6.9 | 0.9 |
| Other book and pamphlet printing and binding..... | 0944-0114E | 12/11 | 108.8 | 108.9 | 108.9 | 2.3 | 0.0 |
| Manifold business forms printing..... | 0945 | 12/83 | 412.2 | 412.4 | 412.4 | 5.2 | 0.0 |
| Manifold business forms printing..... | 0945-01 | 12/83 | 412.2 | 412.4 | 412.4 | 5.2 | 0.0 |
| Manifold business forms printing, excluding checkbooks..... | 0945-0105 | 09/18 | 111.6 | 111.7 | 111.7 | 5.2 | 0.0 |
| Unit set business forms, loose or bound, manifold books, and pegboard accounting systems..... | 0945-01051 | 09/18 | 104.4 | 104.5 | 104.5 | 0.1 | 0.0 |
| Commercial printing..... | 0947 | 06/82 | 180.8 | 185.2 | 184.7 | 3.8 | -0.3 |
| Magazine and periodical printing..... | 0947-01 | 06/82 | 130.1 | 133.6 | 134.4 | 2.8 | 0.6 |
| Magazine and periodical printing (lithographic)..... | 0947-0102 | 06/82 | 138.4 | 142.2 | 143.1 | 2.8 | 0.6 |
| Label and wrapper printing for packaging..... | 0947-02 | 06/82 | 204.7 | 215.4 | 211.3 | 5.9 | -1.9 |
| Label and wrapper printing (lithographic)..... | 0947-0202 | 06/82 | 170.5 | 172.4 | 172.4 | 3.7 | 0.0 |

See footnotes at end of table.

Table 9. Producer price indexes and percent changes for commodity and service groupings and individual items, not seasonally adjusted — Continued
 [1982=100 unless otherwise indicated]

| Commodity | Commodity code | Other index base | Index | | | Percent change to July 2021 from: | |
|--|----------------|------------------|------------------------|------------------------|------------------------|-----------------------------------|------------|
| | | | Mar. 2021 ¹ | June 2021 ¹ | July 2021 ¹ | July 2020 | June 2021 |
| Label and wrapper printing (flexographic)..... | 0947-0205 | 12/08 | 120.1 | 129.4 | 125.5 | 7.4 | -3.0 |
| Catalog and directory printing..... | 0947-03 | 06/82 | 137.6 | 137.7 | 137.9 | 0.5 | 0.1 |
| Catalog and directory printing (lithographic)..... | 0947-0302 | 06/82 | 149.8 | 149.9 | 150.1 | 0.6 | 0.1 |
| Advertising printing..... | 0947-05 | 06/82 | 162.4 | 162.9 | 162.7 | 0.4 | -0.1 |
| Advertising printing (lithographic)..... | 0947-0506 | 06/82 | 158.6 | 159.1 | 158.9 | 0.4 | -0.1 |
| Other general job printing..... | 0947-06 | 06/82 | 239.5 | 240.2 | 241.9 | 1.4 | 0.7 |
| Quick printing..... | 0947-0604 | 12/08 | 114.7 | 114.8 | 119.8 | 4.6 | 4.4 |
| Other commercial and general job printing..... | 0947-0609 | 06/82 | 230.8 | 231.6 | 231.5 | 0.7 | 0.0 |
| Other commercial and general job printing (lithographic)..... | 0947-06091 | 06/09 | 103.3 | 103.7 | 103.6 | 0.7 | -0.1 |
| All other commercial and general job printing..... | 0947-06094 | 09/18 | 128.3 | 128.3 | 128.3 | 0.2 | 0.0 |
| Other commercial printing, incl. screen, engraving, digital, & general job exc. labels/wrappers..... | 0947-11 | 12/88 | 152.5 | 157.3 | 157.1 | 7.5 | -0.1 |
| Commercial screen printing, excluding on garments, apparel accessories, & other fabric articles..... | 0947-1101 | 06/82 | 145.0 | 146.2 | 147.1 | 4.2 | 0.6 |
| Screen printing (excluding on textiles, apparel, apparel accessories, and labels)..... | 0947-11012 | 06/09 | 103.2 | 104.1 | 104.7 | 4.2 | 0.6 |
| Other commercial and general job screen printing..... | 0947-110123 | 06/10 | 109.7 | 111.1 | 111.6 | 6.0 | 0.5 |
| Digital printing..... | 0947-1103 | 12/88 | 119.0 | 121.6 | 121.2 | 7.0 | -0.3 |
| Blankbooks, binders, and bookbinding work..... | 0948 | 06/85 | 276.2 | 279.4 | 280.4 | 8.4 | 0.4 |
| Tradebinding and related work..... | 0948-02 | 12/85 | 178.6 | 179.6 | 181.8 | 2.1 | 1.2 |
| Edition, library, and other hardcover binding of books printed elsewhere..... | 0948-0201 | 12/85 | 187.6 | 186.9 | 188.3 | -2.0 | 0.7 |
| Miscellaneous binding and postpress work, incl. collating, perforating, folding, gluing, etc..... | 0948-0203 | 12/11 | 115.3 | 116.6 | 119.1 | 4.6 | 2.1 |
| Softcover, pamphlet, sample book, and other binding of books and materials printed elsewhere..... | 0948-0204 | 12/11 | 108.7 | 108.7 | 108.7 | 0.0 | 0.0 |
| Services for the printing trade..... | 0949 | 06/85 | 108.2 | 108.2 | 108.2 | 0.9 | 0.0 |
| Prepress services, including platemaking..... | 0949-05 | 12/03 | 96.5 | 96.5 | 96.5 | 0.8 | 0.0 |
| Prepress services, excl platemaking (incl film, assembled flats, color sep., typesetting, etc.)..... | 0949-0501 | 12/03 | 91.0 | 91.0 | 91.0 | 1.6 | 0.0 |
| Printing plates and cylinders, prepared for printing (excl. blank plates and blank cylinders)..... | 0949-0502 | 12/03 | 109.9 | 109.9 | 109.9 | 0.0 | 0.0 |
| Metals and metal products..... | 10 | | 260.0 | 294.2 | 304.4 | 40.7 | 3.5 |
| Iron and steel..... | 101 | | 292.2 | 352.5 | 380.1 | 89.2 | 7.8 |
| Iron ores..... | 1011 | | 155.0 | 161.5 | 185.0 | 23.7 | 14.6 |
| Iron ores..... | 1011-05 | 12/97 | 162.9 | 169.7 | 194.4 | 23.7 | 14.6 |
| Iron ores..... | 1011-0555 | 12/97 | 162.9 | 169.7 | 194.4 | 23.7 | 14.6 |
| Iron and steel scrap..... | 1012 | | 653.9 | 723.8 | 729.5 | 103.8 | 0.8 |
| Carbon steel scrap..... | 1012-11 | 12/86 | 605.7 | 672.9 | 673.9 | 106.6 | 0.1 |
| Heavy melting scrap..... | 1012-1191 | 06/96 | 347.3 | 393.9 | 386.1 | 98.7 | -2.0 |
| Carbon steel scrap bundles..... | 1012-1192 | 06/96 | 352.1 | 400.6 | 410.7 | 134.7 | 2.5 |
| Shredded carbon steel scrap..... | 1012-1193 | 06/96 | 284.1 | 311.4 | 311.7 | 101.5 | 0.1 |
| Cut plate and structural scrap..... | 1012-1194 | 06/96 | 324.1 | 364.3 | 366.2 | 102.8 | 0.5 |
| Other carbon steel scrap..... | 1012-1195 | 06/96 | 330.3 | 352.7 | 360.8 | 129.8 | 2.3 |
| Stainless and other alloy steel scrap..... | 1012-12 | 12/86 | 471.1 | 493.2 | 542.1 | 60.9 | 9.9 |
| Stainless and other alloy steel scrap..... | 1012-1208 | 06/96 | 305.2 | 319.5 | 351.2 | 60.9 | 9.9 |
| Cast iron scrap..... | 1012-13 | 12/86 | 349.7 | 373.2 | 390.2 | 107.9 | 4.6 |
| Cast iron scrap..... | 1012-1308 | 06/96 | 272.3 | 290.6 | 303.8 | 107.9 | 4.5 |
| Other ferrous scrap..... | 1012-15 | 06/06 | 146.2 | 170.7 | 171.1 | 123.1 | 0.2 |
| Other ferrous scrap..... | 1012-1501 | 06/06 | 146.2 | 170.7 | 171.1 | 123.1 | 0.2 |
| Foundry and forge shop products..... | 1015 | | 223.5 | 230.9 | 234.9 | 9.5 | 1.7 |
| Pressure and soil pipe & fittings, cast iron..... | 1015-02 | | 448.0 | 470.8 | 473.8 | 16.9 | 0.6 |
| Pressure pipe & fittings, cast iron..... | 1015-021 | 12/11 | 112.7 | 118.9 | 119.1 | 16.7 | 0.2 |
| Pressure pipe & fittings, ductile iron..... | 1015-0211 | | 341.3 | 360.1 | 360.6 | 16.8 | 0.1 |
| Soil pipe & fittings, cast iron..... | 1015-0227 | | 694.1 | 715.0 | 737.8 | 17.9 | 3.2 |
| Other gray and ductile iron castings..... | 1015-04 | | 225.0 | 238.5 | 243.9 | 11.5 | 2.3 |
| Ductile iron castings (excluding pressure pipe & fittings)..... | 1015-0413 | 12/03 | 161.0 | 166.7 | 173.0 | 9.2 | 3.8 |
| Ductile iron castings for automotive uses..... | 1015-04131 | 06/12 | 97.4 | 101.6 | 107.0 | 11.5 | 5.3 |
| Ductile iron castings for all other uses..... | 1015-04132 | 06/12 | 114.0 | 117.4 | 120.4 | 7.4 | 2.6 |
| Gray iron castings (excluding soil & pressure pipe & fittings)..... | 1015-0419 | 12/11 | 115.0 | 124.5 | 125.9 | 13.7 | 1.1 |
| Steel investment castings..... | 1015-06 | | 261.2 | 269.4 | 271.1 | 6.7 | 0.6 |
| Steel investment castings..... | 1015-0624 | 12/03 | 149.1 | 153.8 | 154.8 | 6.7 | 0.7 |
| Carbon steel castings, except investment..... | 1015-07 | | 262.9 | 262.9 | 263.6 | 1.1 | 0.3 |
| Carbon steel castings, except investment..... | 1015-0701 | 12/03 | 177.9 | 177.9 | 178.4 | 1.1 | 0.3 |
| High alloy steel castings, excluding investment..... | 1015-08 | | 247.2 | 242.3 | 251.3 | 9.1 | 3.7 |
| High alloy steel castings, excluding investment..... | 1015-0801 | 12/03 | 181.6 | 178.0 | 184.6 | 9.1 | 3.7 |
| Other alloy steel castings, except investment..... | 1015-09 | | 218.8 | 217.1 | 226.7 | 3.5 | 4.4 |
| Other alloy steel castings, except investment..... | 1015-0901 | 12/03 | 156.7 | 155.5 | 162.4 | 3.5 | 4.4 |
| Other forge shop products..... | 1015-13 | 06/82 | 159.1 | 163.2 | 166.1 | 10.0 | 1.8 |

See footnotes at end of table.

Table 9. Producer price indexes and percent changes for commodity and service groupings and individual items, not seasonally adjusted — Continued
 [1982=100 unless otherwise indicated]

| Commodity | Commodity code | Other index base | Index | | | Percent change to July 2021 from: | |
|---|----------------|------------------|------------------------|------------------------|------------------------|-----------------------------------|-----------|
| | | | Mar. 2021 ¹ | June 2021 ¹ | July 2021 ¹ | July 2020 | June 2021 |
| Closed die forgings, ferrous..... | 1015-1359 | 06/98 | 120.7 | 125.0 | 127.4 | 10.0 | 1.9 |
| Hot impression die impact, press and upset steel forgings..... | 1015-135912 | 12/17 | 98.6 | 102.3 | 104.2 | 10.5 | 1.9 |
| Hot impression die impact, press, and upset carbon steel forgings..... | 1015-1359121 | 12/17 | 97.2 | 101.2 | 102.7 | 12.0 | 1.5 |
| Hot impression die impact, press, & upset alloy steel forgings, except stainless and high temp..... | 1015-1359122 | 12/17 | 99.2 | 103.3 | 106.0 | 10.9 | 2.6 |
| Steel mill products..... | 1017 | | 266.4 | 340.4 | 377.2 | 108.6 | 10.8 |
| Semifinished steel mill products..... | 1017-02 | 06/82 | 309.4 | 349.8 | 375.9 | 61.5 | 7.5 |
| Hot rolled steel sheet and strip, including tin mill products..... | 1017-03 | 06/82 | 195.6 | 289.0 | 309.4 | 182.8 | 7.1 |
| Hot rolled steel sheet and strip, including tin mill products..... | 1017-0301 | 12/03 | 173.7 | 256.7 | 274.8 | 182.7 | 7.1 |
| Hot rolled steel bars, plates, and structural shapes..... | 1017-04 | 06/82 | 228.1 | 252.2 | 267.3 | 43.7 | 6.0 |
| Hot rolled steel bars, plates, & structural shapes, alloy..... | 1017-0406 | 12/10 | 107.2 | 125.6 | 124.3 | 29.7 | -1.0 |
| Hot rolled steel bars, plates, and structural shapes, carbon..... | 1017-0410 | 12/17 | 132.3 | 145.2 | 155.8 | 47.1 | 7.3 |
| Steel wire..... | 1017-05 | 06/82 | 287.0 | 319.4 | 334.5 | 26.1 | 4.7 |
| Steel wire, carbon..... | 1017-0501 | 12/03 | 269.2 | 304.4 | 318.3 | 28.6 | 4.6 |
| Steel wire, stainless steel..... | 1017-0502 | 12/10 | 120.3 | - | 137.5 | 21.7 | - |
| Steel wire, alloy..... | 1017-0503 | 12/10 | 103.3 | 109.6 | 108.4 | 13.4 | -1.1 |
| Steel pipe and tube..... | 1017-06 | 06/82 | 311.1 | 357.9 | 390.1 | 48.8 | 9.0 |
| Steel pipe and tube, carbon..... | 1017-0652 | 12/17 | 130.9 | 155.1 | 172.5 | 60.5 | 11.2 |
| Steel pipe and tube, alloy..... | 1017-0673 | 12/10 | 109.5 | 116.0 | - | - | - |
| Steel pipe and tube, stainless steel..... | 1017-0674 | 12/10 | 112.4 | 118.3 | 122.2 | 23.2 | 3.3 |
| Cold rolled steel sheet and strip..... | 1017-07 | 06/82 | 377.9 | 506.7 | 622.9 | 201.5 | 22.9 |
| Cold rolled steel sheet and strip..... | 1017-0710 | 06/82 | 377.9 | 506.7 | 622.9 | 201.5 | 22.9 |
| Cold finished steel bars and bar shapes..... | 1017-08 | 06/82 | 235.5 | 267.2 | 255.2 | 24.9 | -4.5 |
| Cold finished steel bars and bar shapes..... | 1017-0810 | 12/17 | 122.9 | 139.5 | 133.2 | 25.0 | -4.5 |
| Electrometallurgical ferroalloy products..... | 1017-12 | 12/17 | 104.6 | 111.8 | 113.8 | 16.4 | 1.8 |
| Electrometallurgical ferroalloy products..... | 1017-1201 | 12/17 | 104.6 | 111.8 | 113.8 | 16.4 | 1.8 |
| Nonferrous metals..... | 102 | | 295.2 | 330.2 | 328.5 | 30.4 | -0.5 |
| Nonferrous metal ores..... | 1021 | 12/83 | 472.5 | 551.2 | 517.8 | 19.3 | -6.1 |
| Gold ores..... | 1021-05 | 06/85 | 430.2 | - | - | - | - |
| Gold ores..... | 1021-0501 | 06/85 | 430.7 | - | - | - | - |
| Other metal ores..... | 1021-12 | 12/03 | 1,700.9 | - | - | - | - |
| Other metal ores..... | 1021-1201 | 12/03 | 1,700.9 | - | - | - | - |
| Primary nonferrous metals..... | 1022 | | 223.2 | 250.9 | 250.0 | 29.9 | -0.4 |
| Primary nonferrous metals..... | 1022-01 | | 228.7 | 257.1 | 256.1 | 29.9 | -0.4 |
| Copper cathode and refined copper..... | 1022-0131 | 12/96 | 230.3 | - | 236.9 | 15.6 | - |
| Other nonferrous metals, unalloyed..... | 1022-0181 | 06/88 | 330.6 | 375.3 | 378.1 | 27.0 | 0.7 |
| Nonferrous scrap..... | 1023 | | 489.1 | 557.1 | 558.6 | 49.8 | 0.3 |
| Copper base scrap..... | 1023-01 | | 602.4 | 644.3 | 648.8 | 47.8 | 0.7 |
| No. 1 copper scrap, including wire..... | 1023-0101 | 12/86 | 507.4 | 546.2 | 552.3 | 49.3 | 1.1 |
| No. 2 copper scrap, including wire..... | 1023-0102 | 12/86 | 818.0 | 877.6 | 887.5 | 48.3 | 1.1 |
| Yellow brass scrap..... | 1023-0103 | 12/86 | 636.9 | 715.7 | 720.7 | 50.4 | 0.7 |
| Other copper and brass scrap..... | 1023-0104 | 12/86 | 652.2 | 657.0 | 652.5 | 41.6 | -0.7 |
| Aluminum base scrap..... | 1023-02 | | 218.0 | 266.9 | 263.5 | 85.3 | -1.3 |
| Solids and clippings, new aluminum base scrap..... | 1023-0201 | 12/86 | 204.5 | 280.1 | 285.4 | 125.4 | 1.9 |
| Used beverage can scrap..... | 1023-0205 | 12/86 | 192.4 | 199.1 | 202.0 | 56.5 | 1.5 |
| Other old aluminum base scrap..... | 1023-0206 | 12/86 | 177.6 | 204.2 | 170.5 | 68.5 | -16.5 |
| Other nonferrous scrap (including lead, zinc and precious metals)..... | 1023-03 | | 637.1 | 720.3 | 728.1 | 33.1 | 1.1 |
| Other nonferrous scrap (including lead, zinc and precious metals)..... | 1023-0309 | 06/06 | 272.5 | 308.0 | 311.4 | 33.1 | 1.1 |
| Secondary nonferrous metals..... | 1024 | | 289.3 | 310.4 | 320.3 | 28.2 | 3.2 |
| Secondary aluminum..... | 1024-02 | | 215.6 | 242.2 | 245.5 | 71.0 | 1.4 |
| Secondary aluminum..... | 1024-0229 | 06/97 | 134.2 | 150.7 | 152.8 | 70.9 | 1.4 |
| Secondary copper, alloyed and unalloyed..... | 1024-03 | | 672.1 | 744.2 | 757.5 | 32.8 | 1.8 |
| Secondary copper, alloyed and unalloyed..... | 1024-0339 | 06/97 | 440.4 | 487.6 | 496.3 | 32.7 | 1.8 |
| Secondary precious metals..... | 1024-06 | | 369.5 | - | - | - | - |
| Secondary precious metals..... | 1024-0669 | 06/97 | 438.1 | - | - | - | - |
| All other miscellaneous secondary nonferrous metals, including lead..... | 1024-08 | 06/11 | 97.7 | 109.3 | 115.4 | 23.3 | 5.6 |
| All other miscellaneous secondary nonferrous metals, including lead..... | 1024-0801 | 06/11 | 97.7 | 109.3 | 115.4 | 23.3 | 5.6 |
| Nonferrous mill shapes..... | 1025 | | 234.5 | 261.0 | 262.9 | 34.2 | 0.7 |
| Aluminum mill shapes..... | 1025-01 | | 200.3 | 225.7 | 229.1 | 33.2 | 1.5 |
| Aluminum sheet and strip..... | 1025-0105 | 12/03 | 132.9 | 152.4 | 155.9 | 41.2 | 2.3 |
| Extruded aluminum rod, bar, and other extruded shapes..... | 1025-0162 | 12/04 | 128.3 | 146.9 | 148.1 | 39.6 | 0.8 |
| Aluminum extruded and drawn pipe and tube..... | 1025-0163 | 12/04 | 111.7 | 117.8 | 118.5 | 15.8 | 0.6 |
| Copper and brass mill shapes..... | 1025-02 | | 537.5 | 607.2 | 598.5 | 49.0 | -1.4 |
| Copper and copper alloy sheet, strip and plate..... | 1025-0237 | 12/03 | 263.2 | 279.5 | 278.7 | 32.1 | -0.3 |
| Copper and copper alloy rod, bar and shapes..... | 1025-0238 | 12/03 | 348.9 | 382.3 | 378.3 | 41.2 | -1.0 |
| Copper and copper alloy pipe and tube..... | 1025-0239 | 06/04 | 287.4 | 362.0 | 351.7 | 85.8 | -2.8 |
| Nickel and nickel-base alloy mill shapes..... | 1025-04 | | 159.3 | 166.0 | 178.5 | 19.1 | 7.5 |

See footnotes at end of table.

Table 9. Producer price indexes and percent changes for commodity and service groupings and individual items, not seasonally adjusted — Continued
 [1982=100 unless otherwise indicated]

| Commodity | Commodity code | Other index base | Index | | | Percent change to July 2021 from: | |
|--|----------------|------------------|------------------------|------------------------|------------------------|-----------------------------------|-----------|
| | | | Mar. 2021 ¹ | June 2021 ¹ | July 2021 ¹ | July 2020 | June 2021 |
| Nickel and nickel-base alloy mill shapes..... | 1025-0466 | 12/03 | 115.7 | 120.6 | 129.7 | 19.0 | 7.5 |
| Titanium and titanium-base alloy mill shapes..... | 1025-05 | | 168.4 | 168.4 | 168.4 | -1.5 | 0.0 |
| Titanium and titanium-base alloy mill shapes..... | 1025-0505 | 12/03 | 149.8 | 149.8 | 149.8 | -1.5 | 0.0 |
| Other nonferrous mill shapes..... | 1025-19 | | 226.9 | 235.3 | 237.5 | 18.0 | 0.9 |
| All other nonferrous metal mill shapes..... | 1025-1935 | 12/03 | 200.6 | 212.4 | 214.3 | 30.0 | 0.9 |
| Nonferrous wire and cable..... | 1026 | | 286.5 | 320.5 | 321.0 | 31.5 | 0.2 |
| Nonferrous wire and cable..... | 1026-03 | 12/82 | 293.9 | 328.7 | 329.3 | 31.6 | 0.2 |
| Electronic wire and cable..... | 1026-0301 | 12/82 | 289.0 | 306.3 | 310.6 | 27.5 | 1.4 |
| Copper wire and cable..... | 1026-0314 | 12/86 | 362.0 | 401.4 | 395.1 | - | -1.6 |
| Power wire and cable..... | 1026-0332 | 06/04 | 229.9 | 278.3 | 279.5 | 38.6 | 0.4 |
| Fiber optic cable..... | 1026-0333 | 12/88 | 55.5 | 55.5 | 54.6 | -2.0 | -1.6 |
| Other wire and cable..... | 1026-0398 | 06/04 | 176.6 | 184.5 | 195.5 | 27.1 | 6.0 |
| Nonferrous forge shop products..... | 1027 | 12/83 | 175.5 | 181.5 | 182.4 | 2.8 | 0.5 |
| Nonferrous forge shop products..... | 1027-01 | 12/83 | 175.5 | 181.5 | 182.4 | 2.8 | 0.5 |
| Nonferrous forge shop products..... | 1027-0111 | 12/83 | 176.4 | 182.4 | 183.3 | 2.8 | 0.5 |
| Hot impression die, impact, press and upset aluminum and other nonferrous forgings..... | 1027-01111 | 12/07 | 102.9 | 106.7 | 107.3 | 3.0 | 0.6 |
| Hot impression die, impact, press and upset aluminum and aluminum alloy forgings..... | 1027-011111 | 12/07 | 109.8 | 115.0 | 116.5 | 4.6 | 1.3 |
| Hot impression die, impact, press and upset titanium and titanium alloy forgings..... | 1027-011112 | 12/07 | 92.1 | 95.5 | 95.1 | 2.6 | -0.4 |
| Other nonferrous hot impression die impact, press, and upset forgings..... | 1027-011113 | 12/07 | 111.8 | 111.9 | 111.9 | -1.5 | 0.0 |
| Nonferrous foundry shop products..... | 1028 | | 223.6 | 231.2 | 233.2 | 10.3 | 0.9 |
| Aluminum castings..... | 1028-02 | | 194.2 | 199.6 | 202.9 | 10.9 | 1.7 |
| Aluminum die-castings..... | 1028-0207 | 06/83 | 166.8 | 172.5 | 175.0 | 13.6 | 1.4 |
| Aluminum castings, excluding die-castings..... | 1028-0208 | 05/18 | 107.3 | 108.9 | 111.3 | 6.1 | 2.2 |
| Castings, nonferrous (except aluminum)..... | 1028-07 | 12/11 | 108.7 | 113.8 | 113.0 | 9.1 | -0.7 |
| Castings, nonferrous (except aluminum)..... | 1028-0701 | 12/11 | 108.7 | 113.8 | 113.0 | 9.1 | -0.7 |
| Nonferrous die-castings (except aluminum)..... | 1028-07011 | 12/11 | 104.5 | 109.4 | 109.1 | 5.7 | -0.3 |
| Copper base castings (excluding die-castings)..... | 1028-07013 | 12/11 | 109.7 | 117.6 | 115.8 | 18.9 | -1.5 |
| Metal containers..... | 103 | | 173.9 | 176.6 | 184.8 | 14.0 | 4.6 |
| Metal cans and can components..... | 1031 | | 157.4 | 156.0 | 163.5 | 10.4 | 4.8 |
| Steel cans and tinware end products..... | 1031-02 | | 225.1 | 215.3 | 226.0 | 10.7 | 5.0 |
| Steel cans and tinware end products..... | 1031-0231 | 12/01 | 176.5 | 168.8 | 177.1 | 10.6 | 4.9 |
| Aluminum cans and can components..... | 1031-03 | | 117.7 | 118.9 | 124.5 | 10.3 | 4.7 |
| Aluminum cans and can components..... | 1031-0331 | 12/01 | 138.9 | 140.3 | 146.9 | 10.3 | 4.7 |
| Barrels, drums, pails and other metal containers..... | 1032 | | 330.7 | 364.6 | 380.5 | 27.9 | 4.4 |
| Barrels, drums, pails and other metal containers..... | 1032-01 | | 330.7 | 364.6 | 380.5 | 27.9 | 4.4 |
| Steel shipping barrels and drums (excl. beer barrels) (more than 12-gallon capacity)..... | 1032-0106 | 12/11 | 135.1 | 149.0 | 154.4 | 30.2 | 3.6 |
| All other metal containers..... | 1032-0107 | 12/11 | 127.0 | 139.3 | 145.3 | 18.5 | 4.3 |
| Hardware..... | 104 | | 232.9 | 242.8 | 247.1 | 8.5 | 1.8 |
| Hardware, n.e.c..... | 1041 | | 225.1 | 238.9 | 243.7 | 11.5 | 2.0 |
| Builders' hardware..... | 1041-01 | | 275.8 | 294.7 | 295.7 | 10.0 | 0.3 |
| Builders' hardware (lock units, key blanks, door & window hardware, cabinet hardware, etc.)..... | 1041-0104 | 06/07 | 139.0 | 148.5 | 149.0 | 10.0 | 0.3 |
| Transportation equipment hardware..... | 1041-03 | | 152.1 | 155.6 | 155.2 | 4.3 | -0.3 |
| Motor vehicle hardware..... | 1041-0311 | 06/85 | 121.3 | 124.2 | 124.7 | 3.8 | 0.4 |
| Other transportation equipment hardware, incl. marine & aircraft (excl. motor vehicle hardware)..... | 1041-0341 | 06/85 | 509.0 | 520.0 | 510.6 | 5.7 | -1.8 |
| Furniture hardware..... | 1041-04 | | 245.1 | 258.9 | 274.3 | 17.6 | 5.9 |
| Furniture hardware..... | 1041-0411 | 06/85 | 219.0 | 231.3 | 245.1 | 17.6 | 6.0 |
| Other miscellaneous hardware..... | 1041-05 | 06/85 | 333.6 | 381.1 | 430.2 | 37.0 | 12.9 |
| Other miscellaneous hardware..... | 1041-0502 | 12/03 | 236.0 | 269.7 | 304.4 | 37.1 | 12.9 |
| Hand and edge tools..... | 1042 | | 252.6 | 255.9 | 259.6 | 3.8 | 1.4 |
| Hand and edge tools..... | 1042-01 | | 252.6 | 255.9 | 259.6 | 3.8 | 1.4 |
| Mechanics hand service tools..... | 1042-0135 | 06/06 | 130.6 | 131.9 | 133.5 | 4.2 | 1.2 |
| Edge tools, hand operated..... | 1042-0145 | 06/06 | 137.5 | 143.7 | 146.9 | 5.7 | 2.2 |
| All other misc handtools, including cutting dies, machine & power-driven (except metal cutting)..... | 1042-0155 | 06/06 | 131.1 | 131.2 | 133.5 | 2.6 | 1.8 |
| All other handtools, n.e.c..... | 1042-01554 | 12/11 | 120.5 | 120.6 | 123.5 | 3.6 | 2.4 |
| Saw blades and handsaws..... | 1042-0168 | 12/03 | 123.8 | 125.6 | 126.8 | 3.4 | 1.0 |
| Plumbing fixtures and fittings..... | 105 | | 293.0 | 295.8 | 296.5 | 3.5 | 0.2 |
| Plumbing fixture fittings and trim..... | 1054 | | 345.7 | 349.2 | 350.5 | 3.1 | 0.4 |
| Plumbing fixtures, fittings, and trim..... | 1054-02 | | 345.6 | 349.1 | 350.3 | 3.1 | 0.3 |
| Bath and shower fittings..... | 1054-0211 | 06/83 | 286.7 | - | - | - | - |

See footnotes at end of table.

Table 9. Producer price indexes and percent changes for commodity and service groupings and individual items, not seasonally adjusted — Continued
 [1982=100 unless otherwise indicated]

| Commodity | Commodity code | Other index base | Index | | | Percent change to July 2021 from: | |
|---|----------------|------------------|------------------------|------------------------|------------------------|-----------------------------------|-----------|
| | | | Mar. 2021 ¹ | June 2021 ¹ | July 2021 ¹ | July 2020 | June 2021 |
| Lavatory and sink fittings..... | 1054-0218 | 06/98 | 174.9 | 175.4 | 176.1 | 2.8 | 0.4 |
| Miscellaneous plumbing fixtures, fittings, and trim..... | 1054-0223 | 06/83 | 340.7 | 350.2 | 351.6 | 4.9 | 0.4 |
| Enameled iron & metal sanitary ware..... | 1056 | 12/86 | 246.4 | 247.1 | 247.0 | 5.6 | 0.0 |
| Enameled iron and metal sanitary ware..... | 1056-01 | 12/86 | 246.4 | 247.1 | 247.0 | 5.6 | 0.0 |
| Enameled iron and metal sanitary ware..... | 1056-0102 | 12/03 | 175.8 | 176.4 | 176.2 | 5.6 | -0.1 |
| Heating equipment..... | 106 | | 294.3 | 311.8 | 314.1 | 10.7 | 0.7 |
| Steam and hot water equipment..... | 1061 | | 305.9 | 311.3 | 321.1 | 5.8 | 3.1 |
| Steam and hot water equipment..... | 1061-01 | | 305.9 | 311.3 | 321.1 | 5.8 | 3.1 |
| Cast iron heating boilers, radiators and convectors..... | 1061-0106 | 06/99 | 196.5 | 198.6 | 209.2 | 7.6 | 5.3 |
| Furnaces and heaters, including parts..... | 1062 | | 232.0 | 240.6 | 242.1 | 8.5 | 0.6 |
| Furnaces and heaters, including parts..... | 1062-01 | | 232.0 | 240.6 | 242.1 | 8.5 | 0.6 |
| Furnaces and heaters, including parts..... | 1062-0146 | 12/03 | 153.3 | 159.1 | 160.0 | 8.5 | 0.6 |
| Warm air furnaces, including parts..... | 1062-01461 | 12/09 | 134.4 | 140.1 | 140.9 | 9.8 | 0.6 |
| Warm air furnaces..... | 1062-014611 | 12/09 | 134.4 | 140.7 | 141.6 | 9.9 | 0.6 |
| Floor and wall furnaces, unit heaters, infrared heaters, & mechanical stokers, including parts..... | 1062-01462 | 12/09 | 122.7 | 124.4 | 125.5 | 2.4 | 0.9 |
| Other heating equipment, non-electric, including parts..... | 1063 | | 268.0 | 274.3 | 278.1 | 6.6 | 1.4 |
| Other heating equipment, non-electric, including parts..... | 1063-01 | | 268.0 | 274.3 | 278.1 | 6.6 | 1.4 |
| Other heating equipment, non-electric, including parts..... | 1063-0161 | 06/99 | 166.3 | 170.2 | 172.6 | 6.5 | 1.4 |
| Domestic heating stoves..... | 1064 | | 216.9 | 222.9 | 225.7 | 4.9 | 1.3 |
| Domestic heating stoves..... | 1064-01 | | 216.9 | 222.9 | 225.7 | 4.9 | 1.3 |
| Domestic heating stoves..... | 1064-0141 | 06/99 | 170.8 | 175.5 | 177.7 | 4.9 | 1.3 |
| Domestic water heaters..... | 1066 | | 438.9 | 504.9 | 500.9 | 22.0 | -0.8 |
| Domestic water heaters..... | 1066-01 | | 438.9 | 504.9 | 500.9 | 22.0 | -0.8 |
| Household water heaters, electric, for permanent installation..... | 1066-0101 | | 426.6 | 497.3 | 488.6 | 22.1 | -1.7 |
| Household water heaters, except electric..... | 1066-0114 | 12/00 | 271.3 | 308.8 | 308.8 | 22.0 | 0.0 |
| Fabricated structural metal products..... | 107 | | 263.3 | 297.9 | 306.2 | 28.8 | 2.8 |
| Metal doors, sash, and trim..... | 1071 | | 291.3 | 313.1 | 318.5 | 14.7 | 1.7 |
| Metal doors and frames (except storm)..... | 1071-02 | 06/83 | 277.7 | 303.7 | 307.4 | 15.0 | 1.2 |
| Metal doors and frames (except storm)..... | 1071-0209 | 06/07 | 144.1 | 157.6 | 159.5 | 15.1 | 1.2 |
| Metal windows (except storm sash)..... | 1071-03 | 06/83 | 289.3 | 302.5 | 305.2 | 11.9 | 0.9 |
| Metal windows (except storm sash)..... | 1071-0313 | 06/97 | 197.5 | 206.5 | 208.4 | 11.9 | 0.9 |
| Metal molding and trim and store fronts..... | 1071-04 | 06/83 | 518.9 | 578.5 | 630.1 | 30.2 | 8.9 |
| Metal molding and trim and store fronts..... | 1071-0413 | 06/83 | 518.9 | 578.5 | 630.1 | 30.2 | 8.9 |
| Metal combination screen, storm sash, and storm doors..... | 1071-05 | 06/83 | 200.5 | 200.5 | 200.5 | 4.0 | 0.0 |
| Metal combination screen, storm sash, and storm doors..... | 1071-0515 | 06/83 | 200.5 | 200.5 | 200.5 | 4.0 | 0.0 |
| Metal window and door screens (except combination screens) and metal weather strip..... | 1071-07 | 05/16 | 126.4 | 126.6 | 126.8 | 7.3 | 0.2 |
| Metal window and door screens (except combination screens) and metal weather strip..... | 1071-0717 | 05/16 | 126.4 | 126.6 | 126.8 | 7.3 | 0.2 |
| Metal tanks..... | 1072 | | 240.2 | 249.7 | 276.0 | 33.7 | 10.5 |
| Metal tanks..... | 1072-01 | | 240.2 | 249.7 | 276.0 | 33.7 | 10.5 |
| Metal tanks, heavy gauge, including field-erected..... | 1072-0123 | | 240.2 | 249.7 | 276.0 | 33.7 | 10.5 |
| Sheet metal products..... | 1073 | | 231.2 | 262.8 | 267.2 | 23.2 | 1.7 |
| Sheet metal products..... | 1073-01 | | 231.2 | 262.8 | 267.2 | 23.2 | 1.7 |
| Sheet metal roofing and roof drainage equipment..... | 1073-0170 | 12/03 | 159.3 | - | - | - | - |
| Sheet metal electronic enclosures..... | 1073-01C | 06/11 | 113.4 | 117.8 | 117.8 | 4.4 | 0.0 |
| Steel sheet metal computer & peripheral equipment enclosures..... | 1073-01C1 | 06/11 | 105.0 | - | - | - | - |
| Other sheet metal work..... | 1073-01G | 06/11 | 110.5 | 111.4 | 113.2 | 3.8 | 1.6 |
| Structural, architectural, and pre-engineered metal products..... | 1074 | | 253.7 | 297.2 | 303.2 | 32.9 | 2.0 |
| Fabricated structural metal..... | 1074-05 | | 246.9 | 295.5 | 298.0 | 32.5 | 0.8 |
| Fabricated structural metal bar joists and concrete reinforcing bars..... | 1074-051 | | 240.9 | 289.9 | 297.9 | 38.2 | 2.8 |
| Fabricated structural iron & steel for industrial bldgs metal bar joists, short span..... | 1074-0510 | 06/11 | 136.7 | 150.8 | 149.9 | 23.9 | -0.6 |
| Fabricated structural iron & steel for commercial, residential, institutional, & public bldgs..... | 1074-0514 | 06/11 | 135.2 | 165.8 | 171.5 | 41.4 | 3.4 |
| Other fabricated structural metal, including for bridges..... | 1074-055 | 06/82 | 249.1 | 295.9 | 289.8 | 24.4 | -2.1 |
| Fabricated structural metal for bridges..... | 1074-0553 | 12/07 | 123.1 | 131.2 | 136.5 | 29.3 | 4.0 |
| Other fabricated structural iron and steel, aluminum, and other metals..... | 1074-0554 | 12/07 | 115.8 | 140.0 | 135.8 | - | -3.0 |
| Custom roll form products..... | 1074-07 | | 158.4 | 193.4 | 206.2 | 50.4 | 6.6 |
| Custom roll form products..... | 1074-0775 | 06/90 | 149.5 | 182.6 | 194.7 | 50.5 | 6.6 |
| Ornamental and architectural metal work..... | 1074-08 | 12/83 | 355.0 | 396.0 | 403.7 | 29.7 | 1.9 |
| Iron, steel, and aluminum stairs, staircases and fire escapes..... | 1074-0803 | 12/83 | 312.5 | 350.6 | 366.1 | 54.8 | 4.4 |
| Steel and aluminum fences, gates (not wire), and railings and window guards..... | 1074-0813 | 12/97 | 216.4 | 230.6 | 238.1 | 22.0 | 3.3 |
| Open metal flooring, grating and studs..... | 1074-0814 | 12/97 | 186.0 | 238.9 | 241.5 | 43.4 | 1.1 |
| Other architectural and ornamental metal work..... | 1074-082 | 12/97 | 227.7 | 239.8 | 241.4 | 16.8 | 0.7 |

See footnotes at end of table.

Table 9. Producer price indexes and percent changes for commodity and service groupings and individual items, not seasonally adjusted — Continued
 [1982=100 unless otherwise indicated]

| Commodity | Commodity code | Other index base | Index | | | Percent change to July 2021 from: | |
|--|----------------|------------------|------------------------|------------------------|------------------------|-----------------------------------|-----------|
| | | | Mar. 2021 ¹ | June 2021 ¹ | July 2021 ¹ | July 2020 | June 2021 |
| Other aluminum and metal architectural and ornamental work..... | 1074-0821 | 12/08 | 131.6 | 137.7 | 137.7 | 8.1 | 0.0 |
| Other iron and steel architectural and ornamental work..... | 1074-0822 | 12/08 | 154.5 | 163.3 | 164.0 | 19.9 | 0.4 |
| Metal stalls and corrals..... | 1074-0824 | 05/17 | 142.5 | 147.5 | 172.6 | 56.3 | 17.0 |
| Fabricated metal pipe, tube, and fittings..... | 1074-11 | 12/11 | 115.8 | 126.8 | 129.5 | 23.1 | 2.1 |
| Fabricated metal pipe, tube, and fittings..... | 1074-1151 | 12/11 | 115.8 | 126.8 | 129.5 | 23.1 | 2.1 |
| Heat exchangers and steam condensers..... | 1075 | | 334.0 | 351.8 | 354.3 | 10.7 | 0.7 |
| Heat exchangers and steam condensers..... | 1075-01 | | 333.7 | 351.5 | 354.0 | 10.7 | 0.7 |
| Heat exchangers and steam condensers (except for nuclear applications)..... | 1075-0103 | | 333.7 | 352.3 | 355.2 | 11.1 | 0.8 |
| Fabricated steel plate..... | 1076 | | 255.7 | 290.1 | 288.2 | 33.3 | -0.7 |
| Fabricated steel plate..... | 1076-01 | | 255.7 | 290.1 | 288.2 | 33.3 | -0.7 |
| Fabricated steel plate..... | 1076-0102 | 12/01 | 174.5 | 198.0 | 196.7 | 33.3 | -0.7 |
| Prefabricated metal buildings..... | 1079 | | 421.2 | 465.1 | 504.4 | 45.9 | 8.4 |
| Prefabricated metal building systems (excl. farm service bldgs, residential bldgs, and parts)..... | 1079-01 | | 430.8 | 468.8 | 519.4 | 50.6 | 10.8 |
| Prefabricated metal building systems (excl. farm service bldgs, residential bldgs, and parts)..... | 1079-0101 | 12/97 | 313.0 | 340.6 | 377.3 | 50.6 | 10.8 |
| Non-industrial prefabricated metal building systems (excl. farm svc., residential, and parts)..... | 1079-01011 | 12/07 | 199.7 | 224.6 | 241.8 | 50.9 | 7.7 |
| Industrial & commercial prefab metal building systems (excl farm svc bldgs, residential, parts)..... | 1079-01012 | 12/07 | 206.4 | 222.8 | 248.5 | 50.6 | 11.5 |
| Farm service buildings and other prefabricated and portable buildings, steel and aluminum..... | 1079-02 | | 424.3 | 463.9 | 475.6 | 26.8 | 2.5 |
| Farm service buildings and other prefabricated and portable buildings, steel and aluminum..... | 1079-0201 | 12/97 | 288.1 | 314.9 | 322.9 | 26.8 | 2.5 |
| Panels, parts, and sections for prefabricated buildings, steel and aluminum..... | 1079-03 | | 319.3 | 382.8 | 403.0 | 51.0 | 5.3 |
| Panels, parts, and sections for prefabricated buildings, steel and aluminum..... | 1079-0354 | | 319.3 | 382.8 | 403.0 | 51.0 | 5.3 |
| Miscellaneous metal products..... | 108 | | 183.6 | 190.3 | 192.4 | 7.3 | 1.1 |
| Bolts, nuts, screws, rivets, and washers..... | 1081 | | 221.8 | 230.9 | 232.9 | 6.2 | 0.9 |
| Externally threaded fasteners, except aircraft types..... | 1081-02 | 06/82 | 203.4 | 207.9 | 209.3 | 4.9 | 0.7 |
| Hex bolts, including heavy, tap-and-joint..... | 1081-0206 | 06/82 | 157.7 | 165.2 | 168.4 | 7.1 | 1.9 |
| Cap, set, machine, lag, flange, and self-locking screws, except aircraft types..... | 1081-0231 | | 219.8 | 233.3 | 235.8 | 12.6 | 1.1 |
| Other metal bolts, incl. square, round, plow, high-strength structural, and bent..... | 1081-0262 | 12/99 | 223.1 | 232.7 | 234.8 | 10.1 | 0.9 |
| Other externally threaded metal fasteners, including studs, except aircraft types..... | 1081-0263 | 12/99 | 164.1 | 159.6 | 159.6 | -2.3 | 0.0 |
| Internally threaded fasteners, except aircraft types..... | 1081-03 | 06/82 | 139.1 | 137.4 | 137.5 | -1.4 | 0.1 |
| Internally threaded fasteners, except aircraft types..... | 1081-0312 | 06/82 | 139.1 | 137.4 | 137.5 | -1.4 | 0.1 |
| Nonthreaded metal fasteners, except aircraft types..... | 1081-04 | 06/82 | 197.9 | 207.0 | 214.0 | 9.0 | 3.4 |
| Nonthreaded metal fasteners, except aircraft types..... | 1081-0424 | 06/82 | 197.9 | 207.0 | 214.0 | 9.0 | 3.4 |
| Aircraft fasteners, except plastics (including aerospace)..... | 1081-05 | 06/82 | 334.9 | 369.3 | 373.6 | 12.6 | 1.2 |
| Aircraft fasteners, except plastics (including aerospace)..... | 1081-0536 | 06/82 | 334.9 | 369.3 | 373.6 | 12.6 | 1.2 |
| Formed products, except fasteners, made by cold-, warm-, or hot-heading processes..... | 1081-06 | 06/82 | 239.8 | 247.2 | - | - | - |
| Formed products, except fasteners, made by cold-, warm-, or hot-heading processes..... | 1081-0648 | 06/82 | 239.8 | 247.2 | - | - | - |
| Lighting fixtures..... | 1083 | | 190.9 | 195.2 | 197.0 | 5.0 | 0.9 |
| Residential electric lighting fixtures, except portable..... | 1083-02 | | 216.8 | 223.2 | 224.3 | 6.4 | 0.5 |
| Residential electric lighting fixtures, except portable..... | 1083-0225 | 06/98 | 150.3 | 154.8 | 155.5 | 6.4 | 0.5 |
| Commercial, institutional and industrial electric lighting fixtures..... | 1083-03 | | 206.8 | 212.7 | 215.8 | 6.5 | 1.5 |
| Commercial and institutional electric lighting fixtures, including parts and accessories..... | 1083-0302 | 12/04 | 139.1 | 142.6 | 143.6 | 5.0 | 0.7 |
| Industrial electric lighting fixtures, including parts and accessories..... | 1083-0304 | 12/04 | 157.7 | 164.4 | 171.1 | 11.6 | 4.1 |
| Other lighting equipment..... | 1083-05 | | 179.5 | 181.9 | 182.4 | 2.6 | 0.3 |
| Outdoor lighting equipment (including parts and accessories)..... | 1083-0522 | 06/85 | 179.2 | 183.0 | 183.0 | 4.0 | 0.0 |
| All other miscellaneous electric and nonelectric lighting equipment, incl parts and accessories..... | 1083-0524 | 06/85 | 117.4 | 117.5 | 118.4 | 0.9 | 0.8 |
| Ordnance and ordnance accessories, n.e.c..... | 1086 | 12/85 | 193.3 | 193.3 | 194.1 | 8.9 | 0.4 |
| Ordnance and ordnance accessories, n.e.c..... | 1086-01 | 12/85 | 193.3 | 193.3 | 194.1 | 8.9 | 0.4 |
| Ordnance and ordnance accessories, n.e.c..... | 1086-0101 | 12/85 | 193.3 | 193.3 | 194.1 | 8.9 | 0.4 |
| Fabricated ferrous wire products..... | 1088 | 06/82 | 270.3 | 288.8 | 294.4 | 16.6 | 1.9 |
| Ferrous wire rope, cable, forms and strand..... | 1088-01 | 06/82 | 256.7 | 273.5 | 278.2 | 14.5 | 1.7 |
| Ferrous wire rope, cable, forms and strand..... | 1088-0101 | 06/82 | 256.7 | 273.5 | 278.2 | 14.5 | 1.7 |
| Ferrous wire cloth, other woven wire products..... | 1088-07 | 06/82 | 173.0 | 182.9 | 183.6 | 9.9 | 0.4 |
| Ferrous wire cloth, other woven wire products..... | 1088-0701 | 06/82 | 173.0 | 182.9 | 183.6 | 9.9 | 0.4 |
| Other fabricated ferrous wire products..... | 1088-09 | 06/82 | 267.2 | 285.8 | 290.4 | 18.3 | 1.6 |
| Steel fencing and fence gates..... | 1088-0993 | 06/09 | 118.5 | 135.3 | 136.0 | 24.5 | 0.5 |
| Other fabricated ferrous wire products, n.e.c..... | 1088-0996 | 12/11 | 124.1 | 130.6 | 133.1 | 16.8 | 1.9 |
| Steel nails, staples, tacks, spikes and brads..... | 1088-12 | 06/09 | 177.6 | 193.5 | 208.4 | 20.5 | 7.7 |
| Steel nails, staples, tacks, spikes and brads..... | 1088-1201 | 06/09 | 177.6 | 193.5 | 208.4 | 20.5 | 7.7 |

See footnotes at end of table.

Table 9. Producer price indexes and percent changes for commodity and service groupings and individual items, not seasonally adjusted — Continued
 [1982=100 unless otherwise indicated]

| Commodity | Commodity code | Other index base | Index | | | Percent change to July 2021 from: | |
|--|----------------|------------------|------------------------|------------------------|------------------------|-----------------------------------|------------|
| | | | Mar. 2021 ¹ | June 2021 ¹ | July 2021 ¹ | July 2020 | June 2021 |
| Other miscellaneous metal products..... | 1089 | | 170.1 | 176.2 | 177.8 | 6.8 | 0.9 |
| Wire springs..... | 1089-04 | | 217.2 | 226.1 | 227.3 | 8.5 | 0.5 |
| Precision mechanical wire springs..... | 1089-0424 | | 204.9 | 210.4 | 213.0 | 10.9 | 1.2 |
| Precision mechanical extension- and torsion-type wire springs..... | 1089-04241 | 12/09 | 121.8 | 126.2 | 128.4 | 12.3 | 1.7 |
| Precision mechanical compression-type springs..... | 1089-04242 | 12/09 | 115.4 | 118.1 | 119.2 | 10.2 | 0.9 |
| Other metal products..... | 1089-05 | | 158.2 | 163.1 | 165.0 | 5.7 | 1.2 |
| Automotive job stampings..... | 1089-0507 | | 112.7 | 113.4 | 115.4 | 1.8 | 1.8 |
| Precision turned products, automotive..... | 1089-0521 | 12/83 | 151.7 | 152.7 | 152.7 | 0.7 | 0.0 |
| Precision turned products, except automotive..... | 1089-0522 | 12/83 | 201.9 | 206.4 | 205.6 | 4.3 | -0.4 |
| Metal powders, paste, and flake..... | 1089-0564 | 06/85 | 212.4 | 226.7 | 232.1 | 10.6 | 2.4 |
| Powder metallurgy parts, except bearings, gears, etc..... | 1089-0571 | 12/91 | 131.7 | 132.6 | 133.9 | 5.0 | 1.0 |
| Other fabricated metal products..... | 1089-0589 | 06/85 | 200.8 | 217.8 | 221.4 | 14.8 | 1.7 |
| Metal stampings n.e.c..... | 1089-07 | 06/84 | 208.6 | 222.1 | 220.4 | 12.7 | -0.8 |
| Metal job stampings, except automotive..... | 1089-0701 | | 231.0 | 249.6 | 246.8 | 16.1 | -1.1 |
| Recreational vehicle metal job stamping..... | 1089-07011 | 12/10 | 118.8 | 153.4 | 145.2 | 46.8 | -5.3 |
| Motor and generator metal job stamping..... | 1089-07012 | 12/10 | 106.9 | 113.3 | 118.9 | 14.1 | 4.9 |
| Other metal job stampings..... | 1089-07013 | 12/10 | 117.4 | 119.8 | 119.6 | 8.5 | -0.2 |
| Metal foil and leaf..... | 1089-08 | 12/84 | 156.1 | 160.6 | 163.7 | 8.1 | 1.9 |
| Flexible packaging foil..... | 1089-0811 | 12/84 | 139.2 | 143.2 | 146.0 | 8.0 | 2.0 |
| Heavy gauge springs..... | 1089-09 | 06/04 | 158.7 | 169.0 | 170.4 | 8.5 | 0.8 |
| Hot formed steel springs, except wire..... | 1089-0912 | 06/04 | 166.0 | 168.5 | 170.7 | 2.9 | 1.3 |
| Cold formed steel springs, except wire..... | 1089-0913 | 06/04 | 150.5 | 169.4 | 170.0 | 15.6 | 0.4 |
| Machinery and equipment..... | 11 | | 146.4 | 148.7 | 150.0 | 3.6 | 0.9 |
| Agricultural machinery and equipment..... | 111 | | 246.7 | 254.9 | 258.4 | 6.3 | 1.4 |
| Agricultural machinery and equipment..... | 1114 | 12/02 | 154.4 | 159.6 | 161.8 | 6.4 | 1.4 |
| Commercial turf and grounds care equipment, including parts and attachments.... | 1114-01 | 12/02 | 136.8 | 141.7 | 141.6 | 4.7 | -0.1 |
| Commercial turf and grounds care equipment, including parts and attachments.. | 1114-0111 | 12/02 | 136.8 | 141.7 | 141.6 | 4.7 | -0.1 |
| Farm plows, harrows, rollers, pulverizers, etc., and attachments..... | 1114-02 | 12/02 | 198.6 | 206.0 | 206.0 | 5.9 | 0.0 |
| Farm plows, harrows, rollers, pulverizers, etc., and attachments..... | 1114-0211 | 12/02 | 198.6 | 206.0 | 206.0 | 5.9 | 0.0 |
| Farm dairy equipment, sprayers and dusters, farm blowers, and attachments..... | 1114-04 | 12/02 | 148.8 | 149.0 | 150.0 | 1.1 | 0.7 |
| Farm dairy equipment, sprayers and dusters, farm blowers, and attachments.... | 1114-0411 | 12/02 | 148.8 | 149.0 | 150.0 | 1.1 | 0.7 |
| Planting, seeding, and fertilizing machinery and attachments..... | 1114-05 | 12/02 | 158.7 | 164.5 | 174.5 | 9.3 | 6.1 |
| Planting, seeding, and fertilizing machinery and attachments..... | 1114-0511 | 12/02 | 158.7 | 164.5 | 174.5 | 9.3 | 6.1 |
| Harvesting machinery (except hay and straw) and attachments..... | 1114-06 | 12/82 | 259.6 | 260.4 | 263.2 | 2.9 | 1.1 |
| Harvesting machinery (except hay and straw) and attachments..... | 1114-0611 | 12/82 | 259.6 | 260.4 | 263.2 | 2.9 | 1.1 |
| Haying machinery and attachments..... | 1114-07 | 12/82 | 245.2 | 254.1 | 254.1 | 4.7 | 0.0 |
| Haying machinery and attachments..... | 1114-0711 | 12/82 | 245.2 | 254.1 | 254.1 | 4.7 | 0.0 |
| All other farm machinery and equipment, excluding parts, including attachments.... | 1114-08 | 12/02 | 182.2 | 191.8 | 196.8 | 13.1 | 2.6 |
| All other farm machinery and equipment, excluding parts, including attachments.... | 1114-0811 | 12/02 | 182.2 | 191.8 | 196.8 | 13.1 | 2.6 |
| Parts for farm machinery, for sale separately..... | 1114-09 | 12/02 | 138.8 | 151.5 | 152.5 | 10.7 | 0.7 |
| Parts for farm machinery, for sale separately..... | 1114-0911 | 12/02 | 138.8 | 151.5 | 152.5 | 10.7 | 0.7 |
| Construction machinery and equipment..... | 112 | | 241.3 | 244.2 | 247.2 | 4.5 | 1.2 |
| Tractors and attachments, ex. parts..... | 112A | 12/99 | 157.2 | 158.4 | 160.0 | 2.4 | 1.0 |
| Construction machinery for mounting (excluding parts, winches, snow clearing attachments)..... | 112A-03 | 12/99 | 145.2 | 147.8 | 150.6 | 3.2 | 1.9 |
| Construction machinery for mounting (excluding parts, winches, snow clearing attachments)..... | 112A-0302 | 12/99 | 145.2 | 147.8 | 150.6 | 3.2 | 1.9 |
| Tractor shovel loaders (skid steer, wheel, crawler, and integral design backhoes)... | 112A-04 | | 229.8 | 232.9 | 234.8 | 3.0 | 0.8 |
| Tractor shovel loaders (skid steer, wheel, crawler, and integral design backhoes)..... | 112A-0406 | 06/86 | 219.2 | 222.1 | 224.0 | 3.1 | 0.9 |
| Construction wheel and crawler tractors, dozers, self-propelled log skidders, etc.... | 112A-05 | 12/03 | 149.6 | 149.9 | 151.5 | 1.9 | 1.1 |
| Construction wheel and crawler tractors, dozers, self-propelled log skidders, etc..... | 112A-0501 | 12/03 | 149.6 | 149.9 | 151.5 | 1.9 | 1.1 |
| Power cranes, draglines, & shovels (excavators) (incl. surface mining equipment) (excl. parts)..... | 112B | 12/99 | 153.1 | 154.5 | 156.7 | 4.3 | 1.4 |
| Power cranes, draglines, & shovels (excavators) (incl. surface mining equip.) (excluding parts)..... | 112B-05 | 12/99 | 153.1 | 154.5 | 156.7 | 4.3 | 1.4 |
| Power cranes, draglines, & shovels (excavators) (incl. surface mining equip.) (excluding parts)..... | 112B-0504 | 12/99 | 153.1 | 154.5 | 156.7 | 4.3 | 1.4 |
| Mixers, pavers, and related equipment (excluding parts)..... | 112C | | 232.8 | 245.8 | 241.0 | 8.9 | -2.0 |
| Mixers, pavers, and related equipment (excluding parts)..... | 112C-01 | | 232.8 | 245.8 | 241.0 | 8.9 | -2.0 |
| Mixers, pavers, and related equipment (excluding parts)..... | 112C-0109 | 12/99 | 167.2 | 176.5 | 173.0 | 8.9 | -2.0 |
| Off-highway, equipment, ex. parts..... | 112D | 12/99 | 170.8 | 171.1 | 173.4 | 2.7 | 1.3 |
| Off-highway trucks, haulers, truck-type tractor chassis, trailers, etc. (excluding parts)..... | 112D-02 | 12/03 | 159.7 | 159.8 | 161.0 | 1.2 | 0.8 |
| Off-highway trucks, haulers, truck-type tractor chassis, trailers, etc. (excluding parts)..... | 112D-0201 | 12/03 | 159.7 | 159.8 | 161.0 | 1.2 | 0.8 |

See footnotes at end of table.

Table 9. Producer price indexes and percent changes for commodity and service groupings and individual items, not seasonally adjusted — Continued
 [1982=100 unless otherwise indicated]

| Commodity | Commodity code | Other index base | Index | | | Percent change to July 2021 from: | |
|--|----------------|------------------|------------------------|------------------------|------------------------|-----------------------------------|-----------|
| | | | Mar. 2021 ¹ | June 2021 ¹ | July 2021 ¹ | July 2020 | June 2021 |
| Graders, rollers & compactors, rough-terrain forklifts, scrapers, trenchers, etc. (excl. parts)..... | 112D-03 | 12/03 | 165.4 | 165.8 | 168.8 | 3.8 | 1.8 |
| Graders, rollers & compactors, rough-terrain forklifts, scrapers, trenchers, etc. (excl. parts)..... | 112D-0301 | 12/03 | 165.4 | 165.8 | 168.8 | 3.8 | 1.8 |
| Misc. construction machinery and equipment..... | 112J | 12/05 | 148.7 | 151.6 | 153.4 | 6.7 | 1.2 |
| Winches, aerial work platforms, and automotive wrecker hoists, including parts and attachments..... | 112J-01 | 12/05 | 145.6 | 151.3 | 154.9 | 8.9 | 2.4 |
| Winches, aerial work platforms, and automotive wrecker hoists, including parts and attachments..... | 112J-0101 | 12/03 | 183.4 | 190.6 | 195.1 | 8.9 | 2.4 |
| Other construction machinery and equipment (excluding parts)..... | 112J-03 | 12/03 | 171.3 | 171.3 | 171.3 | 4.5 | 0.0 |
| Other construction machinery and equipment (excluding parts)..... | 112J-0301 | 12/03 | 171.3 | 171.3 | 171.3 | 4.5 | 0.0 |
| Parts for construction machinery and equipment, sold separately..... | 112K | 12/99 | 153.2 | 154.5 | 158.1 | 5.1 | 2.3 |
| Parts for construction machinery and equipment, sold separately..... | 112K-01 | 12/99 | 153.2 | 154.5 | 158.1 | 5.1 | 2.3 |
| Parts for cranes, draglines, and shovels (including surface mining equipment) (sold separately)..... | 112K-0101 | 12/11 | 120.3 | 121.0 | 124.9 | 6.1 | 3.2 |
| Parts for off-highway wheel tractors and shovel loaders (sold separately)..... | 112K-0102 | 12/11 | 107.8 | 107.9 | 109.0 | 1.2 | 1.0 |
| Parts for other construction machinery (sold separately)..... | 112K-0103 | 12/11 | 111.6 | 113.0 | 115.6 | 6.0 | 2.3 |
| Metalworking machinery and equipment..... | 113 | | 202.8 | 205.9 | 207.2 | 4.1 | 0.6 |
| Power-driven handtools, including parts and attachments..... | 1132 | | 188.8 | 190.1 | 189.7 | 4.9 | -0.2 |
| Power-driven handtools, including parts and attachments..... | 1132-11 | 12/04 | 128.6 | 129.5 | 129.2 | 5.0 | -0.2 |
| Power-driven handtools, including parts and attachments..... | 1132-1101 | 12/04 | 128.6 | 129.5 | 129.2 | 5.0 | -0.2 |
| Power-driven handtools, pneumatic, hydraulic, and powder-actuated..... | 1132-11011 | 06/11 | 130.7 | 132.1 | 131.3 | 4.3 | -0.6 |
| Power-driven handtools, electric (except battery powered), including parts..... | 1132-11014 | 06/11 | 120.3 | 120.5 | 121.0 | 4.3 | 0.4 |
| Welding machines and equipment..... | 1133 | | 325.1 | 339.4 | 344.8 | 8.7 | 1.6 |
| Arc welding machines, components, and accessories, excluding electrodes and stud welding equip..... | 1133-01 | | 310.5 | 334.7 | 346.1 | 13.4 | 3.4 |
| Arc welding machines, components, and accessories, excluding electrodes and stud welding equip..... | 1133-0175 | 12/97 | 204.0 | 219.9 | 227.4 | 13.4 | 3.4 |
| Resistance welders, components, accessories, and electrodes..... | 1133-02 | | 250.2 | 254.2 | - | - | - |
| Resistance welders, components, accessories, and electrodes..... | 1133-0276 | 12/84 | 231.8 | 235.6 | - | - | - |
| Gas welding and cutting equipment, parts, attachments, and accessories..... | 1133-04 | | 237.4 | 238.8 | 238.8 | 4.5 | 0.0 |
| Gas welding and cutting equipment, parts, attachments, and accessories..... | 1133-0461 | 06/83 | 233.5 | 234.9 | 234.9 | 4.4 | 0.0 |
| Other welding equipment, components, and accessories (excluding arc, resistance, and gas)..... | 1133-06 | 12/00 | 131.6 | 136.5 | 138.8 | 6.0 | 1.7 |
| Other welding equipment, components, and accessories (excluding arc, resistance, and gas)..... | 1133-0629 | 12/00 | 131.6 | 136.5 | 138.8 | 6.0 | 1.7 |
| Industrial process furnaces and ovens..... | 1134 | | 222.8 | 229.1 | 233.6 | 6.7 | 2.0 |
| Industrial process furnaces and ovens, except parts and attachments..... | 1134-07 | 12/04 | 139.7 | 143.2 | 143.5 | 4.4 | 0.2 |
| Industrial process furnaces and ovens, except parts and attachments..... | 1134-0711 | 12/04 | 139.7 | 143.2 | 143.5 | 4.4 | 0.2 |
| Parts and attachments for industrial process furnaces and ovens..... | 1134-09 | 06/11 | 112.1 | 116.5 | 124.8 | - | 7.1 |
| Parts and attachments for industrial process furnaces and ovens..... | 1134-0901 | 06/11 | 112.1 | 116.5 | 124.8 | - | 7.1 |
| Cutting tools and accessories..... | 1135 | | 199.4 | 200.4 | 200.8 | 1.0 | 0.2 |
| Small cutting tools..... | 1135-01 | | 189.8 | 190.8 | 190.7 | 0.3 | -0.1 |
| End mills and milling cutters..... | 1135-0144 | 12/11 | 111.0 | 110.9 | 110.8 | 0.5 | -0.1 |
| Threading tools, including blanks, tips and inserts..... | 1135-0145 | 12/11 | 107.8 | 108.3 | 108.1 | -0.1 | -0.2 |
| Carbon and high-speed steel, shank, solid, tipped carbide twist drills..... | 1135-0146 | 12/11 | 113.4 | 115.4 | 114.8 | 0.6 | -0.5 |
| Taps, carbide indexable, and throwaway inserts for machine tools..... | 1135-0147 | 12/11 | 122.2 | 122.8 | 123.2 | 1.7 | 0.3 |
| Other cutting tools for machine tools, excluding tips and blanks..... | 1135-0149 | 12/11 | 108.5 | 109.1 | 109.0 | 0.1 | -0.1 |
| Precision measuring tools..... | 1135-02 | | 206.7 | 206.7 | 206.7 | 1.4 | 0.0 |
| Precision measuring tools..... | 1135-0243 | 06/83 | 200.0 | 200.0 | 200.0 | 1.4 | 0.0 |
| Other machine tool attachments and accessories..... | 1135-05 | 06/83 | 214.7 | 216.6 | 220.5 | 4.2 | 1.8 |
| Other machine tool attachments and accessories..... | 1135-0501 | 06/83 | 214.7 | 216.6 | 220.5 | 4.2 | 1.8 |
| Abrasive products..... | 1136 | | 222.7 | 224.8 | 226.1 | 5.2 | 0.6 |
| Nonmetallic sized grains, powders, and flour abrasives (incl. graded only)..... | 1136-01 | | 158.9 | 159.0 | 159.0 | 4.1 | 0.0 |
| Nonmetallic sized grains, powders, and flour abrasives (incl. graded only)..... | 1136-0105 | 06/87 | 204.6 | 204.7 | 204.7 | 4.1 | 0.0 |
| Nonmetallic abrasive products (including diamond abrasives)..... | 1136-03 | | 205.2 | 205.9 | 206.1 | 2.7 | 0.1 |
| Nonmetallic abrasive products (including diamond abrasives)..... | 1136-0311 | 06/87 | 187.9 | 188.5 | 188.7 | 2.7 | 0.1 |
| Nonmetallic coated abrasive products and buffing wheels, polishing wheels, and laps..... | 1136-05 | | 264.7 | 264.7 | 264.7 | 1.8 | 0.0 |
| Nonmetallic coated abrasive products and buffing wheels, polishing wheels, and laps..... | 1136-0505 | | 195.9 | 195.9 | 195.9 | 1.8 | 0.0 |
| Metal cutting machine tools..... | 1137 | | 211.2 | 212.6 | 213.8 | 2.9 | 0.6 |
| Metal grinding, polishing, buffing, honing, and lapping machines..... | 1137-13 | | 322.4 | 327.6 | 326.1 | 2.7 | -0.5 |
| Metal grinding, polishing, buffing, honing, and lapping machines..... | 1137-1361 | 06/83 | 319.6 | 324.8 | 323.3 | 2.7 | -0.5 |
| Other metal-cutting machine tools..... | 1137-20 | 12/09 | 116.8 | 117.1 | 117.9 | 2.3 | 0.7 |
| Other metal-cutting machine tools..... | 1137-2041 | 12/09 | 116.8 | 117.1 | 117.9 | 2.3 | 0.7 |
| Metal machining centers..... | 1137-21 | 12/09 | 121.1 | 121.1 | 121.1 | 2.5 | 0.0 |
| Metal machining centers..... | 1137-2121 | 12/09 | 121.1 | 121.1 | 121.1 | 2.5 | 0.0 |

See footnotes at end of table.

Table 9. Producer price indexes and percent changes for commodity and service groupings and individual items, not seasonally adjusted — Continued
 [1982=100 unless otherwise indicated]

| Commodity | Commodity code | Other index base | Index | | | Percent change to July 2021 from: | |
|--|----------------|------------------|------------------------|------------------------|------------------------|-----------------------------------|-----------|
| | | | Mar. 2021 ¹ | June 2021 ¹ | July 2021 ¹ | July 2020 | June 2021 |
| Rebuilt metal-cutting machine tools and parts for metal-cutting machine tools..... | 1137-53 | 12/02 | 132.2 | 135.2 | 138.0 | 5.8 | 2.1 |
| Rebuilt metal-cutting machine tools and parts for metal-cutting machine tools. ... | 1137-5311 | 12/02 | 132.2 | 135.2 | 138.0 | 5.8 | 2.1 |
| Metal forming machine tools..... | 1138 | | 245.1 | 247.4 | 247.4 | 2.3 | 0.0 |
| Metal-forming machine tools (except rebuilt and parts)..... | 1138-26 | 12/09 | 122.4 | 123.8 | 123.8 | 2.7 | 0.0 |
| Metal punching and shearing (power & manual), and bending and forming machines (power only)..... | 1138-2611 | | 205.3 | 205.3 | 205.3 | 3.2 | 0.0 |
| Metalworking presses (except forging and die-stamping presses)..... | 1138-2631 | | 256.3 | 256.3 | 256.3 | 0.0 | 0.0 |
| Other metal-forming machine tools (except presses)..... | 1138-2651 | | 290.1 | 299.9 | 299.9 | 3.4 | 0.0 |
| Rebuilt metal-forming machine tools and parts for metal-forming machine tools. | 1138-52 | 12/02 | 143.8 | 144.4 | 144.4 | 1.0 | 0.0 |
| Rebuilt metal-forming machine tools and parts for metal-forming machine tools.. | 1138-5205 | 12/02 | 143.8 | 144.4 | 144.4 | 1.0 | 0.0 |
| Tools, dies, jigs, fixtures & ind. molds..... | 1139 | | 155.7 | 158.2 | 159.3 | 3.6 | 0.7 |
| Special tools, dies, jigs, and fixtures..... | 1139-01 | | 175.5 | 178.5 | 179.5 | 3.2 | 0.6 |
| Special tools, dies, jigs, and fixtures..... | 1139-0135 | 12/03 | 115.1 | 117.1 | 117.8 | 3.2 | 0.6 |
| Jigs and fixtures, including parts..... | 1139-01351 | 06/10 | 114.8 | 119.2 | 121.2 | 7.4 | 1.7 |
| Metalworking dies and die sets..... | 1139-01353 | 06/10 | 109.6 | 110.3 | 110.5 | 1.3 | 0.2 |
| Standard punches, industrial prototypes, die parts & other special tooling for dies..... | 1139-01357 | 06/10 | 111.1 | 112.0 | 111.7 | 1.1 | -0.3 |
| Industrial molds and mold boxes..... | 1139-03 | | 130.4 | 132.3 | 133.5 | 4.2 | 0.9 |
| Industrial injection-type molds made of metal for plastics..... | 1139-0312 | 12/09 | 115.9 | 118.3 | 119.1 | 3.9 | 0.7 |
| Other industrial molds and mold boxes..... | 1139-0331 | 12/09 | 95.9 | 96.9 | 97.9 | 4.4 | 1.0 |
| Metalworking machinery n. e. c..... | 113A | 06/83 | 221.3 | 222.0 | 222.3 | 1.2 | 0.1 |
| Metalworking assembly machines..... | 113A-01 | 06/83 | 187.3 | 187.3 | - | - | - |
| Metalworking assembly machines..... | 113A-0101 | 06/83 | 187.3 | 187.3 | - | - | - |
| Other metalworking machinery..... | 113A-02 | 06/83 | 289.7 | 292.9 | 294.3 | 4.4 | 0.5 |
| Other metalworking machinery..... | 113A-0201 | 06/83 | 289.7 | 292.9 | 294.3 | 4.4 | 0.5 |
| Rolling mill machinery..... | 113B | 12/87 | 240.4 | 241.7 | 241.7 | 0.8 | 0.0 |
| Rolling mill machinery..... | 113B-01 | 12/87 | 240.4 | 241.7 | 241.7 | 0.8 | 0.0 |
| Rolling mill machinery..... | 113B-0101 | 12/87 | 240.4 | 241.7 | 241.7 | 0.8 | 0.0 |
| General purpose machinery and equipment..... | 114 | | 257.1 | 263.0 | 266.3 | 6.1 | 1.3 |
| Pumps, compressors, and equipment..... | 1141 | | 273.1 | 277.7 | 283.5 | 5.2 | 2.1 |
| Industrial pumps, except hydraulic fluid power pumps..... | 1141-02 | | 279.8 | 283.3 | 289.7 | 6.2 | 2.3 |
| Industrial pumps, except hydraulic fluid power pumps..... | 1141-0212 | 12/97 | 178.6 | 180.7 | 184.9 | 6.3 | 2.3 |
| Parts and attachments for air and gas compressors and vacuum pumps..... | 1141-07 | 06/84 | 265.7 | 265.7 | - | - | - |
| Industrial spraying equipment..... | 1141-08 | 06/84 | 192.6 | 192.6 | 192.6 | - | 0.0 |
| Industrial spraying equipment..... | 1141-0801 | 06/84 | 192.6 | 192.6 | 192.6 | - | 0.0 |
| Measuring and dispensing pumps and parts and attachments..... | 1141-09 | 06/84 | 244.8 | - | - | - | - |
| Measuring and dispensing pumps and parts and attachments..... | 1141-0906 | 12/03 | 167.1 | - | - | - | - |
| Domestic water systems..... | 1141-13 | 12/03 | 182.9 | 182.9 | 183.6 | 4.1 | 0.4 |
| Domestic water systems..... | 1141-1311 | 12/03 | 182.9 | 182.9 | 183.6 | 4.1 | 0.4 |
| Air and gas compressors and vacuum pumps..... | 1141-15 | 06/05 | 167.9 | 173.3 | 178.6 | 7.0 | 3.1 |
| Air and gas compressors and vacuum pumps..... | 1141-1501 | 06/05 | 167.9 | 173.3 | 178.6 | 7.0 | 3.1 |
| Air & gas compressors, except compressors for ice making, refrigeration, or a/c equipment..... | 1141-15011 | 12/11 | 130.5 | 134.5 | 137.7 | 6.2 | 2.4 |
| Other pumps, including parts and attachments..... | 1141-19 | 12/83 | 294.3 | 299.6 | 303.1 | 3.7 | 1.2 |
| Parts and attachments for pumps..... | 1141-1911 | 12/83 | 351.8 | 365.8 | 366.3 | 5.6 | 0.1 |
| All other pumps, including domestic sump, oil well, and oil field pumps..... | 1141-1915 | 12/97 | 160.1 | 161.3 | 164.0 | 2.8 | 1.7 |
| Other pumps, except automotive circulating pumps, and measuring & dispensing pumps..... | 1141-19155 | 12/09 | 128.8 | 130.2 | 134.3 | 4.8 | 3.1 |
| Elevators, escalators, and other lifts..... | 1142 | | 166.6 | 170.3 | 170.2 | 3.7 | -0.1 |
| Elevators and moving stairways..... | 1142-01 | | 159.8 | 161.4 | 161.6 | 3.1 | 0.1 |
| Elevators and moving stairways..... | 1142-0112 | 12/03 | 139.6 | 141.0 | 141.2 | 3.1 | 0.1 |
| Parts and attachments for elevators and moving stairs (sold separately)..... | 1142-02 | | 196.9 | 209.4 | 208.1 | 5.7 | -0.6 |
| Parts and attachments for elevators and moving stairs (sold separately)..... | 1142-0221 | | 196.9 | 209.4 | 208.1 | 5.7 | -0.6 |
| Fluid power equipment..... | 1143 | | 273.0 | 280.0 | 281.9 | 4.2 | 0.7 |
| Fluid power pumps and parts..... | 1143-01 | | 249.3 | 252.5 | 252.8 | 2.1 | 0.1 |
| Nonaerospace-type reciprocating fluid power pumps..... | 1143-0112 | 12/11 | 117.2 | 119.5 | 119.8 | 2.7 | 0.3 |
| Nonaerospace-type rotary and other fluid power pumps..... | 1143-0113 | 12/14 | 101.0 | 101.4 | 101.4 | 0.6 | 0.0 |
| Nonaerospace-type fluid power motors..... | 1143-0115 | 12/11 | 128.0 | 129.9 | 130.0 | 3.3 | 0.1 |
| Parts for fluid power pumps, motors, and hydrostatic transmissions..... | 1143-0119 | 12/11 | 106.1 | 108.4 | 108.5 | 1.6 | 0.1 |
| Fluid power valves..... | 1143-02 | | 306.8 | 311.3 | 312.3 | 3.3 | 0.3 |
| Fluid power valves..... | 1143-0201 | 12/82 | 299.3 | 303.7 | 304.7 | 3.3 | 0.3 |
| Nonaerospace type hydraulic directional control valves..... | 1143-02013 | 12/07 | 146.6 | 150.0 | 150.8 | 5.0 | 0.5 |
| Nonaerospace type pneumatic directional control valves..... | 1143-02015 | 12/07 | 142.9 | 147.0 | 147.6 | 5.1 | 0.4 |
| Aerospace type fluid power valves..... | 1143-0201A | 06/09 | 134.9 | 135.2 | 135.8 | 1.6 | 0.4 |
| Fluid power cylinders, actuators, accumulators, cushions, & parts..... | 1143-03 | | 243.9 | 254.1 | 256.4 | 5.5 | 0.9 |
| Non-aerospace hydraulic & all aerospace-type fluid power cylinders..... | 1143-0312 | 06/98 | 168.7 | 177.3 | 179.2 | 6.4 | 1.1 |
| Non-aerospace pneumatic fluid power cylinders..... | 1143-0313 | 06/98 | 161.6 | 162.2 | 163.1 | 1.4 | 0.6 |

See footnotes at end of table.

Table 9. Producer price indexes and percent changes for commodity and service groupings and individual items, not seasonally adjusted — Continued
 [1982=100 unless otherwise indicated]

| Commodity | Commodity code | Other index base | Index | | | Percent change to July 2021 from: | |
|---|----------------|------------------|------------------------|------------------------|------------------------|-----------------------------------|-----------|
| | | | Mar. 2021 ¹ | June 2021 ¹ | July 2021 ¹ | July 2020 | June 2021 |
| Parts for hydraulic & pneumatic cylinders and actuators..... | 1143-0315 | 06/98 | 194.8 | 199.8 | 199.8 | 4.3 | 0.0 |
| Fluid power hose and tube fittings..... | 1143-04 | | 300.2 | 307.7 | 310.8 | 4.8 | 1.0 |
| Fluid power hose and tube fittings..... | 1143-0406 | | 300.2 | 307.7 | 310.8 | 4.8 | 1.0 |
| Nonaerospace type flared (metal) fittings, couplings, and assemblies..... | 1143-04062 | 06/09 | 114.3 | 115.2 | 117.3 | 4.4 | 1.8 |
| Parts for fluid power valves..... | 1143-05 | 06/91 | 202.0 | 204.2 | 210.5 | 5.4 | 3.1 |
| Parts for fluid power valves..... | 1143-0501 | 06/91 | 202.0 | 204.2 | 210.5 | 5.4 | 3.1 |
| Industrial material handling equipment..... | 1144 | | 234.0 | 241.2 | 244.5 | 6.9 | 1.4 |
| Conveying equipment, except parts and accessories..... | 1144-02 | | 223.9 | 229.1 | 233.4 | 4.0 | 1.9 |
| Unit handling conveyors and conveying systems..... | 1144-0212 | 06/84 | 199.8 | 206.0 | 209.2 | 6.3 | 1.6 |
| Unit handling gravity and trolley conveyors and conveying systems..... | 1144-02122 | 06/09 | 120.0 | 120.8 | 122.9 | 3.8 | 1.7 |
| All other unit handling conveyors, including tow, belt, roller, pneumatic, portable, etc..... | 1144-02124 | 06/09 | 124.6 | 129.2 | 131.1 | 6.9 | 1.5 |
| Bulk material handling conveyors and conveying systems..... | 1144-0216 | 06/84 | 209.6 | 212.4 | 217.4 | 1.2 | 2.4 |
| Industrial trucks, trailers, and stackers..... | 1144-03 | | 229.1 | 237.4 | 239.4 | 7.8 | 0.8 |
| Industrial trucks, tractors, mobile straddle carriers & cranes, & automatic stacking machines..... | 1144-035 | 12/11 | 128.3 | 130.9 | 132.0 | 6.4 | 0.8 |
| Work trucks with lifting & handling equipment, riding, electric, self-propelled..... | 1144-0353 | 06/02 | 179.6 | 181.3 | 182.0 | 3.9 | 0.4 |
| Work trucks with lifting & handling equipment, non-riding electric or any non-electric..... | 1144-0356 | 06/02 | 169.9 | 169.9 | 170.9 | 6.3 | 0.6 |
| Work trucks not fitted with lifting & handling equipment, electric or non-electric..... | 1144-0357 | 06/02 | 163.4 | 171.2 | 173.4 | 8.2 | 1.3 |
| Bulk powered material moving equipment, dock boards, and metal pallets and skids..... | 1144-0358 | 06/02 | 163.5 | 177.9 | 183.4 | 13.2 | 3.1 |
| Parts and attachments for industrial trucks and tractors..... | 1144-0378 | 12/86 | 281.0 | 316.1 | 318.8 | 15.7 | 0.9 |
| Hoists, overhead cranes, and monorail systems..... | 1144-04 | | 275.4 | 280.7 | 286.9 | 7.8 | 2.2 |
| Hoists and parts and attachments for hoists (sold separately)..... | 1144-0481 | 12/84 | 266.6 | 274.6 | 274.6 | 4.9 | 0.0 |
| Overhead traveling cranes and monorail systems, including parts and attachments sold separately..... | 1144-0485 | 12/84 | 255.3 | 258.5 | 268.0 | 9.7 | 3.7 |
| Parts and accessories for conveyors and conveying systems..... | 1144-06 | 09/18 | 108.0 | 111.8 | 114.1 | 9.5 | 2.1 |
| Parts and accessories for unit handling conveyors and conveying systems..... | 1144-0601 | 06/84 | 253.6 | 265.3 | 267.8 | 9.0 | 0.9 |
| Parts and accessories for bulk material handling conveyors and conveying systems..... | 1144-0602 | 06/84 | 363.9 | 373.2 | 384.7 | 10.0 | 3.1 |
| Mechanical power transmission equipment..... | 1145 | | 287.3 | 294.2 | 298.9 | 5.4 | 1.6 |
| Speed changers, drives, gears..... | 1145-01 | | 288.4 | 294.5 | 297.2 | 4.6 | 0.9 |
| Speed changers and industrial high speed drives & parts other than loose gearing..... | 1145-0117 | 12/03 | 170.7 | 172.4 | 174.8 | 3.7 | 1.4 |
| Other power transmission equipment..... | 1145-02 | 12/84 | 270.6 | 277.9 | 284.3 | 6.2 | 2.3 |
| Plain bearings and bushings..... | 1145-0201 | 12/84 | 169.0 | - | - | - | - |
| Mechanical power transmission equipment, excl. speed changers, drives, & gears..... | 1145-0212 | 12/03 | 181.4 | 183.5 | 186.0 | 4.0 | 1.4 |
| Scales and balances..... | 1146 | | 189.4 | 199.1 | 200.7 | 9.1 | 0.8 |
| Vehicle and industrial scales..... | 1146-11 | 12/91 | 163.3 | 169.8 | 172.7 | 7.6 | 1.7 |
| Vehicle and industrial scales..... | 1146-1101 | 06/03 | 142.0 | 147.7 | 150.2 | 7.6 | 1.7 |
| Motor truck and railroad track scales..... | 1146-11011 | 12/10 | 131.0 | 135.3 | 136.0 | 4.1 | 0.5 |
| Industrial scales (including automatic checkweigher and bulkweigher scales)..... | 1146-11012 | 12/10 | 128.8 | 135.5 | 140.9 | 11.1 | 4.0 |
| Miscellaneous non-vehicle scales (crane, susp., tank, hopper, measuring dev, lab, bulk conveyer)..... | 1146-11013 | 12/10 | 116.5 | 120.8 | 120.8 | 9.5 | 0.0 |
| Retail, commercial, household, and mailing scales and balances..... | 1146-12 | 12/91 | 168.2 | 179.5 | 179.5 | 7.0 | 0.0 |
| Retail, commercial, household, and mailing scales and balances..... | 1146-1201 | 06/03 | 154.4 | 164.8 | 164.8 | 7.0 | 0.0 |
| Parts, attachments, and accessories for scales and balances..... | 1146-13 | 12/91 | 209.2 | 221.5 | 221.5 | 12.7 | 0.0 |
| Parts, attachments, and accessories for scales and balances..... | 1146-1301 | 06/03 | 204.5 | 216.4 | 216.4 | 12.7 | 0.0 |
| Air purification equipment and industrial and commercial fans and blowers..... | 1147 | | 244.6 | 247.5 | 257.6 | 6.9 | 4.1 |
| Fan, blower, air purification equipment..... | 1147-01 | | 244.6 | 247.5 | 257.6 | 6.9 | 4.1 |
| Dust collection and other air purification equipment for cleaning incoming air..... | 1147-0143 | 12/83 | 206.6 | 209.5 | 212.8 | 4.6 | 1.6 |
| Air filters for air-conditioners and furnaces, etc., of 2400 CFM or less, except parts..... | 1147-01431 | 06/09 | 132.5 | 133.7 | 135.9 | 4.4 | 1.6 |
| Other dust collection and air purification equipment, except parts..... | 1147-01432 | 06/09 | 122.5 | 124.5 | 124.6 | 2.3 | 0.1 |
| Parts for dust collection and air purification equipment..... | 1147-01433 | 06/09 | 120.3 | 123.4 | 126.8 | 7.3 | 2.8 |
| Industrial and commercial fans and blowers..... | 1147-0145 | 12/03 | 173.0 | 175.0 | 193.5 | 14.7 | 10.6 |
| Centrifugal blower filter units, and classes I-IV centrifugal fans, except parts..... | 1147-01452 | 06/09 | 143.5 | 144.9 | 154.3 | 9.8 | 6.5 |
| Other centrifugal fans and blowers, except parts..... | 1147-01453 | 06/09 | 139.7 | 140.0 | 153.8 | 14.9 | 9.9 |
| Axial fans and industrial propeller fans, except parts..... | 1147-01457 | 06/09 | 119.0 | 122.7 | 136.5 | 14.7 | 11.2 |
| Power roof ventilators, except parts..... | 1147-01458 | 06/09 | 119.0 | 120.5 | 138.9 | 16.7 | 15.3 |
| Parts and accessories for fans and blowers..... | 1147-01459 | 06/09 | 125.3 | 132.7 | 141.5 | 16.3 | 6.6 |
| Air conditioning and refrigeration equip..... | 1148 | | 212.5 | 220.3 | 222.1 | 9.0 | 0.8 |
| Unitary air-conditioners, except air source heat pumps..... | 1148-02 | | 207.2 | 209.4 | 211.1 | 7.4 | 0.8 |
| Unitary air-conditioners, except air source heat pumps..... | 1148-0222 | 06/97 | 169.0 | 170.7 | 172.1 | 7.4 | 0.8 |
| Commercial refrigeration equipment..... | 1148-03 | | 259.7 | 276.0 | 278.1 | 11.0 | 0.8 |
| Commercial refrigeration equipment..... | 1148-0331 | 06/97 | 168.3 | 178.9 | 180.2 | 11.0 | 0.7 |
| All other miscellaneous refrigeration and air-conditioning equipment..... | 1148-06 | | 230.6 | 250.2 | 248.3 | 8.6 | -0.8 |

See footnotes at end of table.

Table 9. Producer price indexes and percent changes for commodity and service groupings and individual items, not seasonally adjusted — Continued
 [1982=100 unless otherwise indicated]

| Commodity | Commodity code | Other index base | Index | | | Percent change to July 2021 from: | |
|---|----------------|------------------|------------------------|------------------------|------------------------|-----------------------------------|-----------|
| | | | Mar. 2021 ¹ | June 2021 ¹ | July 2021 ¹ | July 2020 | June 2021 |
| All other miscellaneous refrigeration and air-conditioning equipment..... | 1148-0631 | 06/97 | 159.7 | 173.3 | 171.9 | 8.6 | -0.8 |
| Heat transfer equipment, including heat pumps..... | 1148-07 | 12/11 | 126.0 | 130.7 | 132.1 | 7.7 | 1.1 |
| Heat transfer equipment, except dehumidifiers..... | 1148-0732 | 12/03 | 176.8 | 185.1 | 187.0 | 8.8 | 1.0 |
| Heat pumps..... | 1148-0734 | 12/09 | 123.8 | 123.9 | 125.5 | 3.9 | 1.3 |
| Parts and accessories for air conditioning and heat transfer equipment..... | 1148-09 | 12/89 | 199.7 | 214.4 | 214.7 | 16.7 | 0.1 |
| Parts and accessories for air conditioning and heat transfer equipment..... | 1148-0901 | 12/89 | 199.7 | 214.4 | 214.7 | 16.7 | 0.1 |
| Refrigeration condensing units..... | 1148-15 | 01/19 | 116.0 | 119.3 | 119.1 | 17.8 | -0.2 |
| Refrigeration condensing units..... | 1148-1511 | 01/19 | 116.0 | 119.3 | 119.1 | 17.8 | -0.2 |
| Miscellaneous general purpose equipment..... | 1149 | | 302.1 | 305.8 | 308.3 | 5.5 | 0.8 |
| Metal valves, except fluid power..... | 1149-02 | 12/82 | 353.2 | 356.5 | 358.7 | 3.4 | 0.6 |
| Gates, globes, angles, and checks..... | 1149-0201 | 12/82 | 384.4 | 389.0 | 391.4 | 3.3 | 0.6 |
| Gates, globes, angles, straightway (Y-type) checks, stop & check, 3- & 4-way, etc..... | 1149-02011 | 06/09 | 138.7 | 140.9 | 141.7 | 4.0 | 0.6 |
| Industrial valves for water works and municipal equipment..... | 1149-02012 | 06/09 | 122.2 | 122.6 | 123.3 | 1.5 | 0.6 |
| Industrial ball valves, incl. manual and power operated..... | 1149-0202 | 12/82 | 451.7 | 454.8 | 451.6 | 1.2 | -0.7 |
| Industrial butterfly valves, incl. manual and power operated..... | 1149-0203 | 12/82 | 248.0 | 249.6 | 252.7 | 3.5 | 1.2 |
| Industrial plug valves..... | 1149-0204 | 12/82 | 234.6 | 234.6 | 234.6 | 0.0 | 0.0 |
| Plumbing and heating valves and specialties, except plumbers' brass goods..... | 1149-0205 | 12/82 | - | - | 357.5 | - | - |
| Solenoid valves..... | 1149-0208 | 12/82 | 367.4 | - | - | - | - |
| Other industrial valves, including nuclear..... | 1149-0209 | 12/82 | 326.8 | 330.3 | 331.6 | 4.8 | 0.4 |
| Automatic regulating and control valves..... | 1149-0211 | 12/98 | 207.5 | 207.9 | 207.9 | 4.0 | 0.0 |
| Metal pipe fittings, flanges, and unions..... | 1149-03 | 12/82 | 385.2 | 399.4 | 398.3 | 18.8 | -0.3 |
| Metal pipe fittings, flanges, and unions..... | 1149-0301 | 12/82 | 385.2 | 399.4 | 398.3 | 18.8 | -0.3 |
| Ball and roller bearings..... | 1149-05 | | 288.0 | 288.9 | 292.3 | 3.7 | 1.2 |
| Ball bearings, complete, unmounted..... | 1149-0531 | 12/03 | 154.9 | 155.6 | 156.1 | 3.2 | 0.3 |
| Mounted bearings, except plain..... | 1149-0534 | 06/83 | 381.7 | 382.8 | 401.0 | 9.0 | 4.8 |
| Parts and components for ball and roller bearings, incl. balls and rollers..... | 1149-0535 | 06/83 | 180.5 | 182.5 | 184.3 | 3.5 | 1.0 |
| Tapered roller bearings (including cups & cones), unmounted..... | 1149-0537 | 06/83 | 307.2 | 307.2 | 313.0 | 3.6 | 1.9 |
| Other roller bearings, unmounted..... | 1149-0538 | 06/83 | 331.8 | 331.8 | 331.8 | 2.4 | 0.0 |
| Industrial patterns..... | 1149-07 | 12/84 | 181.8 | 183.9 | 184.7 | -0.8 | 0.4 |
| Industrial patterns..... | 1149-0701 | 12/84 | 181.8 | 183.9 | 184.7 | -0.8 | 0.4 |
| Filters and strainers..... | 1149-08 | 12/84 | 258.9 | 264.8 | 268.0 | 8.2 | 1.2 |
| Filters and strainers, except fluid power..... | 1149-0805 | 12/03 | 158.9 | 163.4 | 165.9 | 6.8 | 1.5 |
| Industrial filters and strainers and reusable media, except fluid power..... | 1149-08051 | 12/11 | 118.6 | 122.3 | 124.6 | 7.4 | 1.9 |
| Nonreusable media for filters and strainers, except fluid power..... | 1149-08052 | 12/11 | 111.7 | 112.9 | 112.9 | 2.8 | 0.0 |
| Parts and accessories for filters and strainers, except fluid power..... | 1149-08053 | 12/11 | 120.9 | 122.3 | 119.5 | 3.3 | -2.3 |
| Other miscellaneous general purpose equipment..... | 1149-11 | 12/84 | 222.9 | 224.1 | 226.9 | 3.5 | 1.2 |
| General industrial machinery equipment, n.e.c..... | 1149-1102 | 06/07 | 131.8 | 132.5 | 134.4 | 3.5 | 1.4 |
| Electronic computers and computer equipment..... | 115 | 12/98 | 25.3 | 25.6 | 25.7 | 0.0 | 0.4 |
| Electronic computers..... | 1151 | 12/04 | 14.8 | 15.3 | 15.5 | -0.6 | 1.3 |
| Electronic computers..... | 1151-01 | 12/04 | 14.8 | 15.3 | 15.5 | -0.6 | 1.3 |
| Personal computers and workstations (excluding portable computers)..... | 1151-0114 | 06/07 | 20.8 | 21.7 | 21.7 | -1.8 | 0.0 |
| Portable computers, laptops, tablets and other single user computers..... | 1151-0115 | 06/07 | 14.9 | 15.0 | 14.8 | -3.9 | -1.3 |
| Host computers, multiusers (mainframes, UNIX and PC servers)..... | 1151-0116 | 12/04 | 23.0 | 23.6 | 24.2 | 0.0 | 2.5 |
| Computer storage devices..... | 1152 | 12/04 | 46.3 | 46.5 | 46.5 | 0.4 | 0.0 |
| Computer storage devices (except parts, attachments and accessories)..... | 1152-01 | 12/04 | 45.8 | 45.8 | 45.8 | 0.0 | 0.0 |
| Computer storage devices (except parts, attachments and accessories)..... | 1152-0101 | 12/04 | 45.8 | 45.8 | 45.8 | 0.0 | 0.0 |
| Computer peripheral equipment and parts..... | 1154 | 12/98 | 80.3 | 80.5 | 80.6 | 0.4 | 0.1 |
| POS terminals, funds-transfer devices, computer terminals & other computer peripheral equip..... | 1154-06 | 06/99 | 64.5 | 64.7 | 64.8 | 0.5 | 0.2 |
| POS terminals, funds-transfer devices, computer terminals & other computer peripheral equip..... | 1154-0602 | 06/07 | 67.4 | 67.6 | 67.8 | 0.6 | 0.3 |
| Special industry machinery and equipment..... | 116 | | 218.6 | 228.0 | 233.7 | 9.1 | 2.5 |
| Food products machinery..... | 1161 | | 302.0 | 303.9 | 305.7 | 2.8 | 0.6 |
| Dairy and milk products plant machinery and equipment..... | 1161-01 | | 283.9 | 283.9 | 289.0 | 5.5 | 1.8 |
| Dairy and milk products plant machinery and equipment..... | 1161-0111 | 12/83 | 277.7 | 277.7 | 282.8 | 5.5 | 1.8 |
| Commercial food products machinery (except packaging and cooking equipment)..... | 1161-04 | | 264.4 | 267.3 | 268.2 | 3.1 | 0.3 |
| Commercial food products machinery (except packaging and cooking equipment)..... | 1161-0409 | 12/83 | 260.9 | 263.7 | 264.6 | 3.1 | 0.3 |
| Industrial food products machinery for processing foods, beverages, & animal & fowl feed..... | 1161-05 | 12/83 | 318.2 | 319.3 | 320.4 | 1.1 | 0.3 |
| Industrial food products machinery for processing foods, beverages, & animal & fowl feed..... | 1161-0501 | 12/83 | 318.2 | 319.3 | 320.4 | 1.1 | 0.3 |
| Other industrial food and feed machinery..... | 1161-05012 | 12/12 | 123.0 | 123.0 | 123.2 | 0.7 | 0.2 |
| Machinery for sorting, grading, and cleaning fruits, vegetables, eggs, and for processing meat..... | 1161-05013 | 12/12 | 128.6 | 129.7 | 130.1 | 2.0 | 0.3 |
| Parts and attachments for industrial food and feed products machinery..... | 1161-05014 | 12/12 | 122.0 | 122.7 | 123.7 | 1.0 | 0.8 |

See footnotes at end of table.

Table 9. Producer price indexes and percent changes for commodity and service groupings and individual items, not seasonally adjusted — Continued
 [1982=100 unless otherwise indicated]

| Commodity | Commodity code | Other index base | Index | | | Percent change to July 2021 from: | |
|--|----------------|------------------|------------------------|------------------------|------------------------|-----------------------------------|-----------|
| | | | Mar. 2021 ¹ | June 2021 ¹ | July 2021 ¹ | July 2020 | June 2021 |
| Textile machinery and equipment..... | 1162 | | 173.9 | 174.5 | 174.6 | 0.4 | 0.1 |
| Textile machinery (except parts, attachments, and accessories)..... | 1162-12 | 06/86 | 147.7 | 148.0 | 148.1 | 0.3 | 0.1 |
| Textile machinery (except parts, attachments, and accessories)..... | 1162-1201 | 06/86 | 147.7 | 148.0 | 148.1 | 0.3 | 0.1 |
| Textile machinery parts and attachments..... | 1162-77 | | 192.4 | 194.0 | 193.9 | 0.8 | -0.1 |
| Textile machinery parts and attachments..... | 1162-7701 | 06/86 | 172.6 | 174.1 | 174.0 | 0.8 | -0.1 |
| Sawmill and woodworking machinery..... | 1163 | | 247.8 | 253.0 | 254.6 | 8.7 | 0.6 |
| Sawmill and woodworking machinery..... | 1163-06 | 12/04 | 166.6 | 170.1 | 171.2 | 8.7 | 0.6 |
| Sawmill and woodworking machinery, excluding parts and attachments (sold separately)..... | 1163-0602 | 06/12 | 140.6 | 143.2 | 144.0 | 9.5 | 0.6 |
| Parts, attachments, & accessories for sawmill & woodworking machinery..... | 1163-0603 | 06/12 | 146.9 | 151.9 | 153.2 | - | 0.9 |
| Paper industries machinery..... | 1164 | 06/82 | 231.3 | 232.4 | 233.5 | 1.8 | 0.5 |
| Paper industries machinery..... | 1164-01 | 06/82 | 231.3 | 232.4 | 233.5 | 1.8 | 0.5 |
| Paper industries machinery, excluding parts & attachments (sold separately)..... | 1164-0114 | 12/03 | 129.2 | 129.3 | 130.0 | 1.7 | 0.5 |
| Parts and attachments for paper industries machinery..... | 1164-0115 | 12/03 | 146.0 | 147.3 | 147.9 | 1.9 | 0.4 |
| Printing trades machinery and equipment..... | 1165 | | 165.3 | 166.1 | 166.7 | 0.6 | 0.4 |
| Printing presses..... | 1165-08 | 06/09 | 103.4 | 103.4 | 103.4 | 0.0 | 0.0 |
| Printing presses..... | 1165-0830 | 06/09 | 103.4 | 103.4 | 103.4 | 0.0 | 0.0 |
| Other printing machinery and equipment..... | 1165-09 | 12/82 | 156.3 | 157.3 | 157.9 | 0.7 | 0.4 |
| Other printing machinery and equipment, incl. pre-press preparation equipment & plates..... | 1165-0912 | 06/09 | 94.3 | 94.8 | 96.0 | 0.7 | 1.3 |
| Parts, attachments, & accessories for printing trades machinery..... | 1165-0913 | 06/09 | 111.7 | 112.5 | 112.5 | 0.8 | 0.0 |
| Other special industry machinery..... | 1166 | | 193.9 | 210.9 | 216.7 | 15.7 | 2.8 |
| Plastics and rubber working machinery..... | 1166-03 | | 216.0 | 216.1 | 216.2 | -2.9 | 0.0 |
| Plastics working machinery and equipment, excluding patterns and molds, including parts..... | 1166-039 | 09/15 | 100.2 | 100.2 | 100.3 | -3.4 | 0.1 |
| Plasticworking machinery (excluding parts)..... | 1166-0391 | 12/08 | 106.0 | 106.0 | 106.0 | -4.8 | 0.0 |
| Parts for plasticworking machinery..... | 1166-0395 | 12/08 | 114.3 | 114.4 | 114.8 | 2.3 | 0.3 |
| Miscellaneous special industry machinery..... | 1166-06 | | 183.7 | 202.3 | 208.5 | 18.7 | 3.1 |
| Semiconductor manufacturing machinery and parts..... | 1166-0638 | 06/87 | 113.1 | 112.3 | 112.3 | -1.0 | 0.0 |
| All other miscellaneous special industry machinery and equipment..... | 1166-0647 | 06/01 | 155.4 | - | - | - | - |
| Packing, packaging, and bottling machinery and parts..... | 1167 | | 287.6 | 294.7 | 294.2 | 4.1 | -0.2 |
| Packing, packaging, and bottling machinery and parts..... | 1167-05 | 06/06 | 140.6 | 144.0 | 143.8 | 4.2 | -0.1 |
| Packing, packaging, and bottling machinery, excluding parts..... | 1167-0501 | 06/06 | 137.7 | 139.6 | 139.3 | 1.9 | -0.2 |
| Parts for packing, packaging, and bottling machinery..... | 1167-0502 | 12/83 | 272.8 | 285.2 | 285.2 | 9.0 | 0.0 |
| Service industry machinery and parts..... | 1168 | 06/82 | 256.6 | 259.9 | 272.3 | 6.8 | 4.8 |
| Service industry machinery and parts..... | 1168-01 | 06/82 | 256.6 | 259.9 | 272.3 | 6.8 | 4.8 |
| Commercial cooking and food warming equipment..... | 1168-0118 | 12/03 | 161.3 | 163.0 | 182.6 | 13.0 | 12.0 |
| Commercial cooking equipment incl. ranges, deep-fat fryers, etc. except electric..... | 1168-01181 | 12/11 | 123.4 | 124.9 | 145.1 | 17.0 | 16.2 |
| Commercial electric cooking equipment, incl. ranges, deep-fat fryers, etc..... | 1168-01182 | 12/11 | 115.1 | 116.3 | 125.3 | 9.1 | 7.7 |
| Parts and accessories for commercial cooking and food warming equipment..... | 1168-01183 | 12/11 | 114.3 | 114.3 | 118.4 | 3.6 | 3.6 |
| Other service industry machinery, incl. electronic teaching mach. & auto. maintenance equipment..... | 1168-0123 | 06/07 | 125.4 | 127.2 | 129.0 | 3.9 | 1.4 |
| All other parts and attachments for service industry equipment..... | 1168-01232 | 12/11 | 109.2 | 110.0 | 111.7 | 7.9 | 1.5 |
| Commercial and industrial floor & carpet cleaning machines, excl. vacuum cleaners..... | 1168-01233 | 09/16 | 117.0 | 117.1 | 119.2 | 3.7 | 1.8 |
| Electronic teaching machines, teaching aids, etc., incl. kits..... | 1168-01235 | 09/16 | 102.1 | 102.1 | 102.1 | 0.1 | 0.0 |
| Other service industry equipment..... | 1168-01236 | 09/16 | 109.6 | 112.5 | 115.3 | 6.5 | 2.5 |
| Commercial laundry and drycleaning machinery products..... | 1169 | 12/82 | 276.3 | 279.4 | 282.2 | 3.0 | 1.0 |
| Commercial laundry and drycleaning machinery products..... | 1169-09 | 06/03 | 156.3 | 158.1 | 159.7 | 3.0 | 1.0 |
| Commercial laundry and drycleaning machinery products..... | 1169-0901 | 06/03 | 156.3 | 158.1 | 159.7 | 3.0 | 1.0 |
| Electrical machinery and equipment..... | 117 | | 118.1 | 119.5 | 120.0 | 2.0 | 0.4 |
| Wiring devices..... | 1171 | | 259.1 | 277.5 | 290.7 | 20.8 | 4.8 |
| Current-carrying wiring devices..... | 1171-01 | | 187.9 | 191.9 | 195.8 | 7.6 | 2.0 |
| Current-carrying switches for electrical circuitry (including vehicular switches)..... | 1171-0143 | 12/99 | 160.8 | 162.6 | 163.6 | 6.8 | 0.6 |
| Current-carrying wire connectors for electrical circuitry..... | 1171-0144 | 12/99 | 144.7 | 151.4 | 155.2 | 10.1 | 2.5 |
| Current-carrying wiring devices n.e.c..... | 1171-0147 | 06/06 | 114.3 | 115.3 | 119.1 | 6.1 | 3.3 |
| Noncurrent-carrying wiring devices..... | 1171-02 | | 360.8 | 402.8 | 431.1 | 33.8 | 7.0 |
| Noncurrent-carrying electrical conduit and conduit fittings, incl. plastic conduit & fittings..... | 1171-0216 | 12/04 | 192.5 | 232.1 | 260.7 | 83.2 | 12.3 |
| Other noncurrent-carrying wiring devices and supplies (boxes, covers, bar hangers, etc.)..... | 1171-0217 | 12/04 | 153.6 | 162.2 | 164.0 | 9.0 | 1.1 |
| Porcelain, steatite, and other ceramic electrical products..... | 1171-0252 | 12/03 | 145.5 | 150.3 | 149.4 | 2.8 | -0.6 |
| Integrating and measuring instruments..... | 1172 | | 168.4 | 169.1 | 168.8 | -0.6 | -0.2 |
| Test equipment for electrical, radio, & communication circuits & motors..... | 1172-05 | 12/83 | 159.2 | 159.5 | 159.4 | -1.2 | -0.1 |
| Test equipment for electrical, radio, & communication circuits & motors..... | 1172-0501 | | 167.7 | 168.0 | 168.0 | -1.2 | 0.0 |
| Electrical integrating instruments and other instruments to measure electricity..... | 1172-09 | 06/06 | 115.4 | 116.4 | 115.8 | 0.3 | -0.5 |

See footnotes at end of table.

Table 9. Producer price indexes and percent changes for commodity and service groupings and individual items, not seasonally adjusted — Continued
 [1982=100 unless otherwise indicated]

| Commodity | Commodity code | Other index base | Index | | | Percent change to July 2021 from: | |
|--|----------------|------------------|------------------------|------------------------|------------------------|-----------------------------------|-----------|
| | | | Mar. 2021 ¹ | June 2021 ¹ | July 2021 ¹ | July 2020 | June 2021 |
| Electrical integrating instruments and other instruments to measure electricity. . . | 1172-0901 | 06/06 | 115.4 | 116.4 | 115.8 | 0.3 | -0.5 |
| Motors, generators, motor generator sets. | 1173 | | 227.3 | 228.7 | 230.7 | 3.8 | 0.9 |
| Fractional horsepower motors and generators. | 1173-03 | 06/83 | 193.6 | 194.4 | 195.1 | 2.1 | 0.4 |
| Fractional horsepower motors and generators. | 1173-0312 | 12/99 | 145.6 | 146.3 | 146.8 | 2.1 | 0.3 |
| Integral horsepower motors and generators (excluding land transportation types)... | 1173-04 | 06/83 | 293.4 | 294.9 | 296.5 | 5.7 | 0.5 |
| Integral horsepower motors and generators (excluding land transportation types)..... | 1173-0405 | 12/99 | 204.3 | 205.3 | 206.5 | 5.7 | 0.6 |
| Parts and supplies for motors and generators. | 1173-09 | 06/83 | 235.0 | 235.0 | 235.1 | -0.5 | 0.0 |
| Parts and supplies for motors and generators. | 1173-0901 | 06/83 | 235.0 | 235.0 | 235.1 | -0.5 | 0.0 |
| Other motors and generators. | 1173-11 | 06/06 | 126.1 | 127.2 | 129.0 | 4.5 | 1.4 |
| Other motors and generators. | 1173-1101 | 06/06 | 126.1 | 127.2 | 129.0 | 4.5 | 1.4 |
| Prime mover generator sets, except steam & hydraulic turbine. | 1173-11012 | 12/14 | 104.6 | 106.6 | 108.4 | 2.5 | 1.7 |
| Transformers and power regulators. | 1174 | | 248.9 | 281.1 | 282.3 | 20.6 | 0.4 |
| Power and distribution transformers, except parts. | 1174-09 | 12/99 | 209.9 | 232.8 | 234.5 | 18.8 | 0.7 |
| Power and distribution transformers, except parts. | 1174-0999 | 12/99 | 209.9 | 232.8 | 234.5 | 18.8 | 0.7 |
| Other transformers and parts for transformers. | 1174-11 | 12/99 | 164.4 | 196.0 | 195.3 | 26.4 | -0.4 |
| Switchgear, switchboard, industrial controls equipment. | 1175 | | 239.1 | 243.3 | 246.6 | 4.2 | 1.4 |
| Industrial controls and related parts and accessories. | 1175-07 | | 239.4 | 242.4 | 243.4 | 2.6 | 0.4 |
| Industrial controls and related parts and accessories. | 1175-0799 | 06/85 | 227.9 | 230.7 | 231.6 | 2.6 | 0.4 |
| General-purpose industrial controls. | 1175-07991 | 06/11 | 118.2 | 119.9 | 120.5 | 2.6 | 0.5 |
| Parts for industrial controls and motor-control accessories. | 1175-07992 | 06/11 | 120.1 | 123.4 | 124.1 | 4.1 | 0.6 |
| Specific-purpose industrial controls. | 1175-07993 | 06/11 | 111.7 | 112.2 | 112.2 | 2.3 | 0.0 |
| Switchgear and switchboard apparatus. | 1175-22 | 06/05 | 134.6 | 137.5 | 140.4 | 5.6 | 2.1 |
| Switchgear and switchboard apparatus. | 1175-2201 | 06/05 | 134.6 | 137.5 | 140.4 | 5.6 | 2.1 |
| Low voltage panelboards and distribution boards, 1000 volts or less. | 1175-22013 | 12/07 | 112.3 | 112.7 | 113.5 | 2.2 | 0.7 |
| Switchgear, except relays and ducts. | 1175-2201A | 12/07 | 125.5 | 129.1 | 132.8 | 6.1 | 2.9 |
| Communications and related equipment and miscellaneous electronic systems & equipment. | 1176 | 12/85 | 119.9 | 119.9 | 120.3 | 0.4 | 0.3 |
| Telephone and wireline data networking equipment. | 1176-01 | 12/85 | 82.5 | 81.9 | 84.4 | 1.9 | 3.1 |
| Carrier line equipment and external modems. | 1176-0112 | 12/00 | 71.2 | 71.2 | 71.2 | 0.0 | 0.0 |
| Telephone switching and switchboard equipment. | 1176-0121 | 12/85 | 105.0 | 105.0 | 105.0 | 0.0 | 0.0 |
| Wireline voice and data network equipment. | 1176-0141 | 12/85 | 71.2 | 70.4 | 74.2 | 3.5 | 5.4 |
| Other communications and related equipment, including broadcast and wireless. . . | 1176-03 | 06/13 | 101.1 | 101.1 | 101.6 | 0.7 | 0.5 |
| Broadcast, studio, and related electronic equipment. | 1176-0301 | 12/85 | 116.9 | 116.0 | 116.4 | -0.6 | 0.3 |
| Radio station and wireless communication equipment. | 1176-0302 | 12/85 | 95.3 | 95.3 | 95.3 | -0.1 | 0.0 |
| Wireless networking equipment. | 1176-03021 | 06/13 | 52.4 | - | - | - | - |
| Radio station equipment. | 1176-03022 | 06/13 | 106.4 | - | - | - | - |
| Other broadcast and wireless communications systems and equipment. | 1176-03023 | 06/13 | 106.6 | 106.6 | 106.6 | 0.9 | 0.0 |
| Intercommunications, alarm and traffic control systems. | 1176-0303 | 12/85 | 133.9 | 134.6 | 138.4 | 5.0 | 2.8 |
| Alarm systems, including electric sirens and horns. | 1176-03031 | 06/08 | 106.6 | 107.3 | 113.3 | 7.3 | 5.6 |
| Intercommunications systems, including inductive paging systems. | 1176-03033 | 06/08 | 131.5 | 133.6 | 133.6 | - | 0.0 |
| Electronic systems and equipment, n.e.c. | 1176-05 | 12/03 | 117.3 | 118.5 | 117.7 | 0.6 | -0.7 |
| Electronic systems and equipment, n.e.c. | 1176-0512 | 12/03 | 117.3 | 118.5 | 117.7 | 0.6 | -0.7 |
| Search, detection, navigation & guidance systems and equipment. | 1176-06 | 06/04 | 148.8 | 148.8 | 148.8 | 0.0 | 0.0 |
| Search, detection, navigation & guidance systems and equipment. | 1176-0613 | 06/04 | 148.8 | 148.8 | 148.8 | 0.0 | 0.0 |
| Electric lamp bulbs, tubes, and components. | 1177 | | 91.7 | 92.2 | 92.7 | 2.9 | 0.5 |
| Electric lamp bulbs, tubes, and components. | 1177-04 | 12/04 | 70.7 | 71.1 | 71.5 | 2.9 | 0.6 |
| Electric lamp bulbs, tubes, and components. | 1177-0401 | 12/04 | 70.7 | 71.1 | 71.5 | 2.9 | 0.6 |
| Electronic components and accessories. | 1178 | | 64.3 | 64.7 | 64.5 | -0.3 | -0.3 |
| Capacitors for electronic circuitry. | 1178-11 | | 236.8 | 237.4 | 239.9 | 10.2 | 1.1 |
| Capacitors for electronic circuitry. | 1178-1148 | 12/02 | 176.2 | 176.7 | 178.5 | 10.2 | 1.0 |
| Resistors for electronic circuitry. | 1178-12 | | 180.4 | 180.4 | 180.4 | 0.0 | 0.0 |
| Resistors for electronic circuitry. | 1178-1207 | 12/05 | 108.8 | 108.8 | 108.8 | 0.0 | 0.0 |
| Relays for electronic circuitry, industrial control overload, and switchgear type. . . | 1178-21 | | 254.5 | - | 259.5 | 2.0 | - |
| Relays for electronic circuitry, industrial control overload, and switchgear type. . | 1178-2116 | 06/90 | 189.2 | - | 192.9 | 2.0 | - |
| Switches, mechanical, for electronic circuitry. | 1178-22 | 06/82 | 210.5 | 223.1 | 225.9 | 7.3 | 1.3 |
| Switches, mechanical, for electronic circuitry. | 1178-2299 | 06/82 | 210.5 | 223.1 | 225.9 | 7.3 | 1.3 |
| Connectors for electronic circuitry. | 1178-24 | | 207.0 | 207.6 | 207.9 | 4.1 | 0.1 |
| Connectors for electronic circuitry. | 1178-2481 | 12/11 | 119.6 | 119.9 | 120.1 | 4.1 | 0.2 |
| Filters, crystals, and transducers. | 1178-28 | 06/82 | 108.5 | 109.0 | 109.4 | 0.6 | 0.4 |
| Filters, crystals, and transducers. | 1178-2890 | 06/82 | 108.5 | 109.0 | 109.4 | 0.6 | 0.4 |
| Crystal, filter, piezoelectric, and other related electronic devices (exc. microwave filters). | 1178-28901 | 06/82 | 112.8 | 113.3 | 113.7 | - | 0.4 |
| Integrated microcircuits. | 1178-39 | 06/05 | 32.3 | 32.5 | 31.8 | -6.7 | -2.2 |
| Integrated microcircuits. | 1178-3911 | 06/05 | 32.3 | 32.5 | 31.8 | -6.7 | -2.2 |
| Other semiconductor and related devices. | 1178-47 | 06/05 | 69.3 | 69.4 | 69.5 | -0.6 | 0.1 |
| Other semiconductor devices, including parts (such as chips, wafers and heat sinks). | 1178-4711 | 06/05 | 67.6 | 67.6 | 67.7 | -0.4 | 0.1 |

See footnotes at end of table.

Table 9. Producer price indexes and percent changes for commodity and service groupings and individual items, not seasonally adjusted — Continued
 [1982=100 unless otherwise indicated]

| Commodity | Commodity code | Other index base | Index | | | Percent change to July 2021 from: | |
|---|----------------|------------------|------------------------|------------------------|------------------------|-----------------------------------|-----------|
| | | | Mar. 2021 ¹ | June 2021 ¹ | July 2021 ¹ | July 2020 | June 2021 |
| Bare printed circuit boards..... | 1178-49 | 12/00 | 108.6 | 112.1 | 112.1 | 5.0 | 0.0 |
| Bare printed circuit boards..... | 1178-4901 | 06/82 | 113.6 | 117.3 | 117.3 | 5.0 | 0.0 |
| Electronic coils, transformers, and other inductors..... | 1178-53 | 06/82 | 205.3 | 211.1 | 212.4 | 6.6 | 0.6 |
| Electronic coils, transformers, and other inductors..... | 1178-5399 | 06/00 | 140.9 | 144.9 | 145.8 | 6.7 | 0.6 |
| Microwave components, electron tubes, and other electronic components, n.e.c.... | 1178-56 | 06/00 | 151.9 | 151.8 | 154.7 | 7.1 | 1.9 |
| Microwave components, electron tubes, and other electronic components, n.e.c..... | 1178-5600 | 06/00 | 151.9 | 151.8 | 154.7 | 7.1 | 1.9 |
| Printed circuit assemblies, loaded boards, modules and consumer external modems..... | 1178-61 | 06/82 | 94.1 | 94.2 | 94.6 | 0.3 | 0.4 |
| Printed circuit assemblies, loaded boards, modules and consumer external modems..... | 1178-6199 | 06/82 | 94.1 | 94.2 | 94.6 | 0.3 | 0.4 |
| Miscellaneous electrical machinery and equipment..... | 1179 | | 124.1 | 125.5 | 125.8 | 0.9 | 0.2 |
| Storage batteries..... | 1179-01 | | 203.1 | 209.4 | 211.5 | 4.8 | 1.0 |
| Storage batteries, lead acid type, BCI dimensional group 8D or smaller..... | 1179-0103 | 12/84 | 212.4 | 220.8 | 221.3 | 4.9 | 0.2 |
| Storage batteries, lead acid type, larger than BCI dimensional group 8D..... | 1179-0104 | 12/84 | 264.8 | 269.3 | 279.2 | 6.3 | 3.7 |
| Storage batteries (excluding lead acid), including parts for all storage batteries... | 1179-0105 | 12/84 | 225.5 | 226.4 | 229.0 | 1.6 | 1.1 |
| Storage batteries (excluding lead acid)..... | 1179-01051 | 12/09 | 128.2 | 128.8 | 130.5 | 1.9 | 1.3 |
| Primary batteries..... | 1179-02 | | 202.0 | 198.8 | 200.1 | -0.5 | 0.7 |
| Primary batteries..... | 1179-0229 | 12/03 | 131.0 | 129.0 | 129.8 | -0.5 | 0.6 |
| Carbon and graphite products..... | 1179-03 | | 195.8 | 196.7 | 198.0 | -10.2 | 0.7 |
| X-ray and electromedical equipment..... | 1179-05 | | 87.0 | 86.9 | 86.9 | -0.2 | 0.0 |
| Irradiation equipment..... | 1179-0512 | 06/85 | 115.5 | 115.5 | 115.5 | -2.2 | 0.0 |
| Electromedical equipment, including diagnostic, therapeutic and patient monitoring equipment..... | 1179-0541 | 06/09 | 96.9 | 96.9 | 96.9 | 0.5 | 0.0 |
| Miscellaneous electrical industrial apparatus..... | 1179-29 | 12/85 | 158.7 | 172.8 | 173.7 | 12.4 | 0.5 |
| Rectifying apparatus..... | 1179-2902 | 12/85 | 163.2 | 170.1 | 172.0 | 6.6 | 1.1 |
| Other electrical equipment for industrial use, except for electronic circuitry..... | 1179-2904 | 12/03 | 141.7 | 160.5 | 160.5 | 18.2 | 0.0 |
| All other electrical equipment and components, except industrial..... | 1179-39 | 12/06 | 108.2 | 108.6 | 108.7 | 6.2 | 0.1 |
| All other electrical equipment and components, except industrial..... | 1179-3901 | 12/06 | 108.2 | 108.6 | 108.7 | 6.2 | 0.1 |
| Miscellaneous instruments..... | 118 | | 211.0 | 211.6 | 213.1 | 1.6 | 0.7 |
| Automatic environmental controls for monitoring residential, commercial, and appliance use..... | 1181 | | 180.5 | 185.8 | 185.1 | 1.7 | -0.4 |
| Automatic environmental controls for monitoring residential, commercial, and appliance use..... | 1181-05 | 12/03 | 124.5 | 128.1 | 127.7 | 1.8 | -0.3 |
| Automatic environmental controls for monitoring residential, commercial, and appliance use..... | 1181-0501 | 12/03 | 124.5 | 128.1 | 127.7 | 1.8 | -0.3 |
| Industrial process control instruments..... | 1182 | 06/83 | 240.9 | 241.5 | 243.8 | 2.2 | 1.0 |
| Industrial process control instruments..... | 1182-01 | 06/83 | 240.9 | 241.5 | 243.8 | 2.2 | 1.0 |
| Industrial process control instruments..... | 1182-0171 | 12/03 | 145.9 | 146.2 | 147.6 | 2.1 | 1.0 |
| Fluid meters and counting devices..... | 1184 | 12/85 | 190.6 | 190.7 | 196.6 | 3.4 | 3.1 |
| Fluid meters and counting devices..... | 1184-01 | 12/85 | 190.6 | 190.7 | 196.6 | 3.4 | 3.1 |
| Integrating and totalizing meters for gases or liquids..... | 1184-0102 | 12/85 | 234.7 | 234.7 | 246.7 | 5.7 | 5.1 |
| Counting devices..... | 1184-0103 | 12/85 | 205.9 | - | 211.1 | 2.5 | - |
| Motor vehicle indicating instruments..... | 1184-0104 | 12/85 | 134.4 | 134.7 | - | - | - |
| Engineering and scientific instruments..... | 1185 | 12/85 | 244.6 | 245.4 | 246.0 | 0.3 | 0.2 |
| Aeronautical, nautical, and navigational instruments..... | 1185-01 | 12/85 | 276.6 | 277.3 | 277.3 | -0.1 | 0.0 |
| Aeronautical, nautical, and navigational instruments..... | 1185-0111 | 12/85 | 276.6 | 277.3 | 277.3 | -0.1 | 0.0 |
| Hospital beds and specialized hospital furniture..... | 1185-04 | 12/11 | 114.6 | 115.2 | 115.9 | 1.0 | 0.6 |
| Hospital beds and specialized hospital furniture..... | 1185-0404 | 12/11 | 114.6 | 115.2 | 115.9 | 1.0 | 0.6 |
| Measuring instruments and lenses..... | 1186 | 12/85 | 153.1 | 153.0 | 153.4 | 1.3 | 0.3 |
| Sighting, tracking, and fire-control equipment, optical type..... | 1186-01 | 12/85 | 128.0 | 128.0 | 128.0 | 0.0 | 0.0 |
| Sighting, tracking, and fire-control equipment, optical type..... | 1186-0111 | 12/85 | 128.0 | 128.0 | 128.0 | 0.0 | 0.0 |
| All other miscellaneous optical instruments and lenses..... | 1186-02 | 12/85 | 136.6 | 136.6 | 137.9 | 1.4 | 1.0 |
| All other miscellaneous optical instruments and lenses..... | 1186-0211 | 12/85 | 136.6 | 136.6 | 137.9 | 1.4 | 1.0 |
| Laboratory analytical instruments..... | 1186-03 | 12/85 | 161.9 | 161.8 | 162.1 | 1.6 | 0.2 |
| Laboratory analytical instruments..... | 1186-0311 | 12/85 | 161.9 | 161.8 | 162.1 | 1.6 | 0.2 |
| Measuring & controlling devices, n.e.c..... | 1189 | 06/85 | 166.2 | 166.7 | 166.9 | 1.2 | 0.1 |
| Aircraft engine instruments..... | 1189-01 | 06/85 | 169.2 | 169.9 | 169.9 | 2.5 | 0.0 |
| Aircraft engine instruments..... | 1189-0199 | 06/85 | 169.2 | 169.9 | 169.9 | 2.5 | 0.0 |
| Nuclear radiation detection & monitoring instruments..... | 1189-04 | 06/85 | 203.3 | 203.3 | 206.0 | 1.8 | 1.3 |
| Nuclear radiation detection & monitoring instruments..... | 1189-0499 | 06/85 | 203.3 | 203.3 | 206.0 | 1.8 | 1.3 |
| Physical properties and kinematic testing equipment..... | 1189-05 | 06/04 | 108.8 | 108.9 | 108.9 | 0.5 | 0.0 |
| Physical properties and kinematic testing equipment..... | 1189-0599 | 06/04 | 108.8 | 108.9 | 108.9 | 0.5 | 0.0 |
| Commercial, geophysical, meteorological & general-purpose instruments..... | 1189-06 | 06/04 | 117.2 | 117.9 | 117.8 | 1.0 | -0.1 |
| Commercial, geophysical, meteorological & general-purpose instruments..... | 1189-0699 | 06/04 | 117.2 | 117.9 | 117.8 | 1.0 | -0.1 |
| Miscellaneous machinery..... | 119 | | 188.2 | 189.4 | 190.3 | 1.6 | 0.5 |
| Oil field and gas field machinery..... | 1191 | | 218.3 | 221.5 | 221.5 | 1.7 | 0.0 |

See footnotes at end of table.

Table 9. Producer price indexes and percent changes for commodity and service groupings and individual items, not seasonally adjusted — Continued
 [1982=100 unless otherwise indicated]

| Commodity | Commodity code | Other index base | Index | | | Percent change to July 2021 from: | |
|--|----------------|------------------|------------------------|------------------------|------------------------|-----------------------------------|------------|
| | | | Mar. 2021 ¹ | June 2021 ¹ | July 2021 ¹ | July 2020 | June 2021 |
| Oil and gas field drilling, surveying, and cementing machinery (except parts sold separately)..... | 1191-02 | | 235.6 | 238.6 | 238.6 | 1.6 | 0.0 |
| Oil and gas field drilling, surveying, and cementing machinery (except parts sold separately)..... | 1191-0201 | 09/20 | 100.3 | 101.6 | 101.6 | — | 0.0 |
| Oil field and gas field production machinery (except pumps and parts sold separately)..... | 1191-04 | | 188.8 | 193.8 | 193.8 | 2.6 | 0.0 |
| Oil field and gas field production machinery (except pumps and parts sold separately)..... | 1191-0456 | 12/03 | 155.1 | 159.2 | 159.2 | 2.6 | 0.0 |
| Parts and attachments for oil and gas field machinery and equipment..... | 1191-06 | 12/10 | 108.5 | 108.8 | 108.9 | 0.6 | 0.1 |
| Parts and attachments for oil and gas field drilling machinery and equipment. | 1191-0602 | 12/10 | 109.8 | 109.8 | 109.8 | 0.0 | 0.0 |
| Parts and attachments for oil and gas field production machinery and equipment..... | 1191-0604 | 12/10 | 107.1 | 107.8 | 108.2 | — | 0.4 |
| Mining machinery and equipment..... | 1192 | | 313.0 | 315.0 | 332.2 | 8.7 | 5.5 |
| Mining machinery and equipment (except parts sold separately)..... | 1192-07 | 09/19 | 104.2 | 104.6 | 110.7 | 8.8 | 5.8 |
| Underground mining machinery (except parts sold separately)..... | 1192-0701 | 12/03 | 207.9 | 207.9 | 223.7 | 10.5 | 7.6 |
| Crushing, pulverizing, & screening machinery (except parts sold separately)..... | 1192-0702 | 12/03 | 183.3 | 186.3 | 186.1 | 3.2 | -0.1 |
| Drills and other mining machinery (except parts sold separately)..... | 1192-0703 | 12/03 | 182.3 | 182.9 | 201.1 | 12.0 | 10.0 |
| Mineral processing & beneficiation machinery (except parts sold separately)..... | 1192-0704 | 12/03 | 194.5 | 197.2 | 197.2 | 4.7 | 0.0 |
| Parts and attachments for mining machinery and equipment (sold separately)..... | 1192-53 | | 258.3 | 261.4 | 273.0 | 7.9 | 4.4 |
| Parts and attachments for mining machinery and equipment (sold separately)..... | 1192-5303 | 12/03 | 186.1 | 188.3 | 196.7 | 8.0 | 4.5 |
| Office and store machines and equipment..... | 1193 | | 121.3 | 122.3 | 122.3 | 1.1 | 0.0 |
| Office machinery, including mailing, letter handling, and addressing machines and parts..... | 1193-07 | | 129.9 | — | — | — | — |
| Office machinery, including mailing, letter handling, and addressing machines and parts..... | 1193-0700 | | 129.9 | — | — | — | — |
| Coin-operated machines and mechanisms..... | 1193-09 | 05/18 | 101.3 | 102.3 | 102.3 | 0.8 | 0.0 |
| Coin-operated machines and mechanisms..... | 1193-0910 | 05/18 | 101.3 | 102.3 | 102.3 | 0.8 | 0.0 |
| Internal combustion engines..... | 1194 | | 171.6 | 172.2 | 172.4 | 0.8 | 0.1 |
| Diesel, semidiesel, and dual-fuel engines (except automotive)..... | 1194-07 | 12/82 | 181.2 | 181.2 | 181.2 | 0.4 | 0.0 |
| Diesel, semidiesel, and dual-fuel engines (except automotive)..... | 1194-0725 | 12/00 | 139.0 | 139.0 | 139.0 | 0.4 | 0.0 |
| Diesel, semidiesel, and dual-fuel engines for automobiles, trucks, and buses..... | 1194-08 | 12/82 | 151.5 | 151.6 | 151.6 | -0.1 | 0.0 |
| Diesel, semidiesel, and dual-fuel engines for automobiles, trucks, and buses..... | 1194-0811 | 12/82 | 151.5 | 151.6 | 151.6 | -0.1 | 0.0 |
| Parts & accessories for internal combustion engines, ex. aircraft & gasoline automotive engines..... | 1194-13 | | 211.0 | 212.6 | 213.8 | 2.3 | 0.6 |
| Parts & accessories for internal combustion engines, ex. aircraft & gasoline automotive engines..... | 1194-1301 | | 211.0 | 212.6 | 213.8 | 2.3 | 0.6 |
| Machine shop products..... | 1195 | | 195.9 | 196.5 | 197.2 | 0.8 | 0.4 |
| Machine shop products..... | 1195-05 | 06/84 | 177.5 | 178.0 | 178.7 | 0.8 | 0.4 |
| Machine shop job work and job order repairs..... | 1195-0501 | 06/84 | 177.5 | 178.0 | 178.7 | 0.8 | 0.4 |
| Turbines and turbine generator sets..... | 1197 | 06/87 | 244.2 | 246.7 | 247.1 | 2.1 | 0.2 |
| Turbines and turbine generator sets (excluding parts)..... | 1197-01 | 06/87 | 244.2 | 246.7 | 247.1 | 2.1 | 0.2 |
| Steam, gas, and other turbines and turbine generators..... | 1197-0103 | 06/11 | 109.1 | 108.8 | 109.0 | 0.3 | 0.2 |
| Parts & accessories for turbines, turbine generators, and turbine generator sets..... | 1198 | 09/15 | 101.3 | 101.3 | 101.3 | 1.4 | 0.0 |
| Parts & accessories for turbines, turbine generators, and turbine generator sets..... | 1198-01 | 09/15 | 101.3 | 101.3 | 101.3 | 1.4 | 0.0 |
| Parts & accessories for turbines, turbine generators, and turbine generator sets..... | 1198-0101 | 09/15 | 101.3 | 101.3 | 101.3 | 1.4 | 0.0 |
| Furniture and household durables..... | 12 | | 183.2 | 190.1 | 192.2 | 7.2 | 1.1 |
| Household furniture..... | 121 | | 227.0 | 239.9 | 242.7 | 9.0 | 1.2 |
| Metal household furniture..... | 1211 | | 167.6 | 195.0 | 188.1 | 10.7 | -3.5 |
| Metal household furniture..... | 1211-01 | | 167.6 | 195.0 | 188.1 | 10.7 | -3.5 |
| Metal household dining room and kitchen furniture..... | 1211-0102 | 06/84 | 191.2 | 264.9 | 232.1 | 15.9 | -12.4 |
| Other metal household furniture..... | 1211-0104 | 06/84 | 155.1 | 155.1 | 163.6 | 6.6 | 5.5 |
| Metal household furniture, beds, nonupholstered..... | 1211-01041 | 12/11 | 99.0 | 99.0 | 112.2 | 14.1 | 13.3 |
| Wood household furniture..... | 1212 | | 257.8 | 271.3 | 272.0 | 8.2 | 0.3 |
| Living room furniture (nonupholstered), wood..... | 1212-01 | | 258.5 | 270.5 | 271.0 | 6.6 | 0.2 |
| Living room furniture (nonupholstered), wood..... | 1212-0181 | 12/04 | 138.7 | 145.2 | 145.4 | 6.5 | 0.1 |
| Dining room furniture (nonupholstered), wood..... | 1212-02 | | 277.2 | 285.1 | 288.1 | 5.0 | 1.1 |
| Dining room furniture (nonupholstered), wood..... | 1212-0281 | 12/04 | 141.0 | 145.0 | 146.6 | 5.0 | 1.1 |
| Bedroom furniture (nonupholstered), wood..... | 1212-03 | | 257.3 | 274.0 | 274.2 | 9.6 | 0.1 |
| Bedroom furniture (nonupholstered), wood..... | 1212-0381 | 12/04 | 135.8 | 144.6 | 144.7 | 9.6 | 0.1 |
| Other wood household furniture..... | 1212-04 | | 226.4 | 243.4 | 243.1 | 13.8 | -0.1 |
| Other wood household furniture..... | 1212-0481 | 12/04 | 161.1 | 173.2 | 173.0 | 13.8 | -0.1 |
| Nonupholstered wood infants' & children's furniture..... | 1212-04811 | 12/07 | 144.3 | 155.2 | 155.0 | 13.8 | -0.1 |
| Custom nonupholstered wood household furniture sold direct, excl. kitchen cabinets and vanities..... | 1212-05 | 06/12 | 104.7 | 107.7 | 107.7 | 5.0 | 0.0 |
| Custom nonupholstered wood household furniture sold direct, excl. kitchen cabinets and vanities..... | 1212-0581 | 06/12 | 104.7 | 107.7 | 107.7 | 5.0 | 0.0 |
| Upholstered household furniture..... | 1213 | | 208.6 | 218.3 | 224.5 | 10.2 | 2.8 |

See footnotes at end of table.

Table 9. Producer price indexes and percent changes for commodity and service groupings and individual items, not seasonally adjusted — Continued
 [1982=100 unless otherwise indicated]

| Commodity | Commodity code | Other index base | Index | | | Percent change to July 2021 from: | |
|---|----------------|------------------|------------------------|------------------------|------------------------|-----------------------------------|-----------|
| | | | Mar. 2021 ¹ | June 2021 ¹ | July 2021 ¹ | July 2020 | June 2021 |
| Upholstered household furniture..... | 1213-01 | | 208.6 | 218.3 | 224.5 | 10.2 | 2.8 |
| Dual purpose sleep furniture, incl. convertible sofa..... | 1213-0123 | 06/83 | 175.9 | 184.8 | 187.8 | 9.1 | 1.6 |
| Upholstered household furniture..... | 1213-0141 | 06/05 | 132.6 | 138.7 | 142.8 | 10.3 | 3.0 |
| Upholstered household davenports, sofas, loveseats, and settees..... | 1213-01411 | 12/11 | 115.1 | 120.2 | 124.6 | 12.4 | 3.7 |
| Upholstered household sectional sofa pieces..... | 1213-01412 | 12/11 | 111.1 | 117.5 | 119.6 | 7.4 | 1.8 |
| Upholstered household rocking chairs, including swivel rockers..... | 1213-01413 | 12/11 | — | 119.2 | 123.7 | — | 3.8 |
| Other upholstered household furniture, including custom..... | 1213-01415 | 12/11 | 125.0 | 128.0 | 131.6 | 11.4 | 2.8 |
| Bedding..... | 1214 | | 205.2 | 216.5 | 218.3 | 8.7 | 0.8 |
| Bedding..... | 1214-01 | | 205.2 | 216.5 | 218.3 | 8.7 | 0.8 |
| Innerspring mattresses, excluding crib size..... | 1214-0104 | 12/95 | 177.5 | 190.8 | 192.4 | 13.2 | 0.8 |
| Mattress foundations..... | 1214-0107 | 12/11 | — | 130.0 | 131.7 | 12.1 | 1.3 |
| Mattresses, other types, including crib, foam, waterbed mattresses and mattress inserts..... | 1214-0114 | 06/83 | 215.2 | 219.1 | 219.2 | 2.5 | 0.0 |
| Sleep system ensembles and mattresses, excluding conventional waterbeds..... | 1214-0122 | 12/95 | 160.1 | 168.7 | 168.7 | 8.3 | 0.0 |
| Mattress and foundation sets..... | 1214-0134 | 12/03 | 133.9 | 140.3 | 142.0 | 6.4 | 1.2 |
| Metal porch, lawn, outdoor & casual furniture..... | 1215 | | 291.9 | 298.1 | 302.5 | 6.3 | 1.5 |
| Porch and lawn furniture..... | 1215-01 | | 291.9 | 298.1 | 302.5 | 6.3 | 1.5 |
| Metal porch, lawn, outdoor & casual furniture..... | 1215-0112 | 06/84 | 290.4 | 296.5 | 300.8 | 6.3 | 1.5 |
| Nonupholstered household furniture, except wood and metal..... | 1216 | 12/85 | 141.3 | 143.6 | 144.1 | 0.6 | 0.3 |
| Nonupholstered household furniture, except wood and metal..... | 1216-01 | 12/85 | 141.3 | 143.6 | 144.1 | 0.6 | 0.3 |
| Nonupholstered household furniture, except wood and metal..... | 1216-0101 | 12/85 | 141.3 | 143.6 | 144.1 | 0.6 | 0.3 |
| Commercial furniture..... | 122 | | 246.8 | 260.5 | 261.5 | 8.6 | 0.4 |
| Wood office furniture and store fixtures..... | 1221 | | 241.3 | 253.9 | 254.3 | 7.5 | 0.2 |
| Wood office furniture and store fixtures..... | 1221-01 | | 241.3 | 253.9 | 254.3 | 7.5 | 0.2 |
| Wood office seating, including upholstered..... | 1221-0112 | 06/85 | 225.1 | 227.4 | 233.1 | 5.4 | 2.5 |
| Wood office desks and extensions..... | 1221-0113 | 06/85 | 253.1 | 254.9 | 256.2 | 4.0 | 0.5 |
| Wood office files, storage units, and tables..... | 1221-0114 | 06/85 | 254.9 | 256.6 | 256.8 | 1.4 | 0.1 |
| Wood office furniture, other types (incl. panel/desk systems)..... | 1221-0116 | 06/85 | 213.8 | 212.4 | 212.9 | -0.2 | 0.2 |
| Fixtures for stores, banks and offices..... | 1221-0161 | 12/83 | 234.3 | 250.6 | 250.4 | 9.2 | -0.1 |
| Custom architectural woodwork, millwork, and fixtures..... | 1221-01611 | 06/08 | 119.4 | 124.2 | 123.6 | 5.7 | -0.5 |
| Wood lockers, partitions, and shelving (except custom)..... | 1221-01612 | 06/08 | 121.6 | 121.0 | 126.5 | 7.1 | 4.5 |
| Wood furniture dimensions and nonwood furniture parts and frames..... | 1221-01615 | 12/11 | 123.1 | 145.5 | 150.8 | 19.1 | 3.6 |
| Nonwood furniture and store fixtures..... | 1222 | | 244.0 | 260.9 | 261.1 | 9.9 | 0.1 |
| Nonwood commercial storage units, files, and tables..... | 1222-02 | | 247.1 | 253.8 | 253.4 | -0.5 | -0.2 |
| Nonwood commercial storage units, files, and tables..... | 1222-0202 | 06/95 | 177.5 | 182.3 | 182.0 | -0.5 | -0.2 |
| Nonwood commercial furniture..... | 1222-03 | | 253.3 | 260.3 | 259.6 | 4.8 | -0.3 |
| Nonwood office seating..... | 1222-0325 | | 209.1 | 225.4 | 223.7 | 4.9 | -0.8 |
| Nonwood office furniture panel systems, and other nonwood office furniture..... | 1222-0326 | 06/95 | 179.0 | 179.8 | 179.8 | 5.0 | 0.0 |
| Nonwood partitions and fixtures..... | 1222-04 | 12/83 | 220.3 | 250.2 | 251.5 | 21.1 | 0.5 |
| Storage racks and accessories, except wood..... | 1222-0407 | 12/83 | 224.1 | 245.8 | 261.6 | 38.0 | 6.4 |
| Fixtures (bank, office, and store) except wood..... | 1222-0409 | 12/83 | 214.7 | 221.4 | 219.5 | 1.4 | -0.9 |
| Public building furniture..... | 1223 | 12/84 | 243.5 | 248.2 | 251.2 | 7.4 | 1.2 |
| Public building furniture..... | 1223-01 | 12/84 | 243.5 | 248.2 | 251.2 | 7.4 | 1.2 |
| School furniture (except stone and concrete), excluding library furniture..... | 1223-0101 | 12/84 | 278.7 | 273.6 | 277.8 | 2.4 | 1.5 |
| Public building and related furniture, excluding school & restaurant furniture..... | 1223-0102 | 12/84 | 239.8 | 249.8 | 252.3 | 10.4 | 1.0 |
| Commercial furniture and fixtures, n.e.c..... | 1224 | 12/85 | 218.1 | 225.5 | 230.4 | 8.1 | 2.2 |
| Commercial furniture and fixtures, n.e.c..... | 1224-01 | 12/85 | 218.1 | 225.5 | 230.4 | 8.1 | 2.2 |
| Bar, bowling center, cafeteria, and restaurant furniture..... | 1224-0104 | 12/10 | 126.2 | 133.7 | 139.2 | 12.9 | 4.1 |
| Other commercial and institutional furniture and fixtures, n.e.c..... | 1224-0108 | 12/10 | 130.0 | 132.6 | 134.1 | 5.6 | 1.1 |
| Floor coverings..... | 123 | | 199.3 | 203.3 | 203.1 | 3.1 | -0.1 |
| Carpets and rugs..... | 1231 | | 193.0 | 197.7 | 197.5 | 3.3 | -0.1 |
| Carpet and rugs..... | 1231-01 | | 196.0 | 200.7 | 200.6 | 3.3 | 0.0 |
| Carpet and rugs..... | 1231-0101 | | 196.0 | 200.7 | 200.6 | 3.3 | 0.0 |
| Resilient floor coverings..... | 1232 | | 249.4 | 249.4 | 249.4 | 2.5 | 0.0 |
| Resilient floor coverings..... | 1232-01 | | — | 249.4 | 249.4 | — | 0.0 |
| Resilient floor coverings..... | 1232-0170 | 12/11 | — | 112.1 | 112.1 | — | 0.0 |
| Household appliances..... | 124 | | 126.4 | 125.9 | 129.6 | 2.8 | 2.9 |
| Major appliances..... | 1241 | | 122.2 | 121.4 | 125.8 | 3.2 | 3.6 |
| Household cooking appliances..... | 1241-01 | | 123.9 | 122.8 | 125.7 | 6.7 | 2.4 |
| Electric household ranges, ovens (including microwave), surface cooking units, and equipment..... | 1241-0105 | 12/02 | 120.1 | 118.6 | 121.1 | 11.0 | 2.1 |
| Gas household ranges, ovens, surface cooking units and equipment..... | 1241-0139 | 12/02 | 124.2 | 123.7 | 129.4 | 4.0 | 4.6 |
| Other household ranges and cooking equipment, including outdoor equipment..... | 1241-0169 | 12/02 | 149.3 | 148.1 | 147.9 | -1.9 | -0.1 |
| Household refrigeration equipment..... | 1241-03 | | 107.0 | 105.1 | 108.2 | 3.7 | 2.9 |
| Household refrigerators, including refrigerator-freezer combinations..... | 1241-0329 | 12/02 | 114.1 | 111.9 | 114.8 | 3.4 | 2.6 |

See footnotes at end of table.

Table 9. Producer price indexes and percent changes for commodity and service groupings and individual items, not seasonally adjusted — Continued
 [1982=100 unless otherwise indicated]

| Commodity | Commodity code | Other index base | Index | | | Percent change to July 2021 from: | |
|--|----------------|------------------|------------------------|------------------------|------------------------|-----------------------------------|------------|
| | | | Mar. 2021 ¹ | June 2021 ¹ | July 2021 ¹ | July 2020 | June 2021 |
| Other major household appliances including room air-conditioners..... | 1241-04 | | 149.4 | 150.6 | 157.4 | 1.4 | 4.5 |
| Household vacuum cleaners, including parts and attachments..... | 1243 | | — | 105.7 | 105.6 | — | -0.1 |
| Electric housewares and fans..... | 1244 | | 124.4 | 125.2 | 125.6 | 0.2 | 0.3 |
| Parts and attachments for small electric household appliances, including fan parts..... | 1244-03 | 12/82 | 164.6 | — | — | — | — |
| Parts and attachments for small electric household appliances, including fan parts..... | 1244-0311 | 12/82 | 164.6 | — | — | — | — |
| Small electric household appliances, including fans..... | 1244-04 | 05/21 | — | 100.0 | 100.0 | — | 0.0 |
| Small electric household appliances, including fans..... | 1244-0401 | 05/21 | — | 100.0 | 100.0 | — | 0.0 |
| Portable residential lighting fixtures, including parts and accessories..... | 1245 | | 238.4 | 242.0 | 244.4 | 3.3 | 1.0 |
| Portable residential lighting fixtures, including parts and accessories..... | 1245-01 | | 238.4 | 242.0 | 244.4 | 3.3 | 1.0 |
| Portable residential lighting fixtures, including parts and accessories..... | 1245-0135 | 06/98 | 160.7 | 163.1 | 164.7 | 3.3 | 1.0 |
| Home electronic equipment..... | 125 | | 53.0 | 54.0 | 55.0 | 3.6 | 1.9 |
| Speakers and commercial sound equipment..... | 1257 | 12/03 | 114.2 | 116.9 | 118.6 | 3.7 | 1.5 |
| Speakers and commercial sound equipment..... | 1257-07 | 12/03 | 114.2 | 116.9 | 118.6 | 3.7 | 1.5 |
| Speakers and commercial sound equipment..... | 1257-0708 | 12/03 | 114.2 | 116.9 | 118.6 | 3.7 | 1.5 |
| Other home electronic equipment..... | 1258 | 06/04 | 100.5 | 101.5 | 103.9 | 3.5 | 2.4 |
| Other consumer audio and video equipment, including television receivers..... | 1258-03 | 01/17 | 104.2 | 105.2 | 107.7 | 3.5 | 2.4 |
| Other consumer audio and video equipment, excluding television receivers..... | 1258-0301 | 06/04 | 92.5 | 93.4 | 95.6 | 3.5 | 2.4 |
| Other household durable goods..... | 126 | | 210.6 | 218.8 | 221.0 | 10.1 | 1.0 |
| Vitreous china, fine earthenware, and other pottery products..... | 1261 | | 283.2 | 283.2 | 295.9 | 6.1 | 4.5 |
| Vitreous china, porcelain, and earthenware table and kitchenware and other pottery products..... | 1261-01 | | 283.2 | 283.2 | 295.8 | 6.0 | 4.4 |
| Vitreous china, porcelain, and earthenware (semivitreous) table and kitchenware..... | 1261-0104 | 06/08 | 125.3 | 125.3 | 127.3 | 2.6 | 1.6 |
| All other pottery products (including china decorated for the trade)..... | 1261-0105 | 06/08 | 139.5 | 139.5 | 148.4 | 8.4 | 6.4 |
| Mirrors (decorated and undecorated)..... | 1265 | | 240.5 | 274.6 | 274.6 | 43.5 | 0.0 |
| Mirrors (decorated and undecorated), made from purchased glass..... | 1265-01 | | 240.5 | 274.6 | 274.6 | 43.5 | 0.0 |
| Mirrors (decorated and undecorated), made from purchased glass..... | 1265-0104 | 12/04 | 154.9 | 176.9 | 176.9 | 43.5 | 0.0 |
| Lawn/garden equipment..... | 1266 | | 152.8 | 153.9 | 156.2 | 3.2 | 1.5 |
| Parts and attachments for consumer lawn, garden, and snow equipment..... | 1266-05 | 12/82 | 180.0 | 185.3 | 189.5 | 6.3 | 2.3 |
| Parts and attachments for consumer lawn, garden, and snow equipment..... | 1266-0503 | 06/03 | 121.6 | 125.2 | 128.0 | 6.3 | 2.2 |
| Consumer lawn, garden, and snow equipment..... | 1266-07 | 05/18 | 104.2 | 104.4 | 105.8 | 2.6 | 1.3 |
| Consumer lawn, garden, and snow equipment..... | 1266-0701 | 05/18 | 104.2 | 104.4 | 105.8 | 2.6 | 1.3 |
| Consumer riding lawn, garden, and snow equipment..... | 1266-07011 | 06/03 | 110.8 | 110.8 | 113.4 | 4.2 | 2.3 |
| Consumer nonriding lawn, garden, and snow equipment..... | 1266-07012 | 06/03 | 115.5 | 115.9 | 116.8 | 1.7 | 0.8 |
| Cutlery, flatware (except precious), razors and razor blades..... | 1267 | | 246.3 | 247.1 | 247.1 | 2.7 | 0.0 |
| Cutlery, flatware (except precious), razors and razor blades..... | 1267-01 | | 246.3 | 247.1 | 247.1 | 2.7 | 0.0 |
| Cutlery, scissors, shears, trimmers, and snips..... | 1267-0141 | 12/83 | 226.0 | 230.0 | 230.1 | 7.5 | 0.0 |
| Metal kitchen utensil, pots, and pans..... | 1268 | | 256.9 | 268.2 | 274.0 | 6.8 | 2.2 |
| Metal kitchen utensil, pots, and pans..... | 1268-01 | | 256.9 | 268.2 | 274.0 | 6.8 | 2.2 |
| Stamped and spun kitchen utensils, except aluminum..... | 1268-0102 | 06/84 | 253.8 | 258.2 | 264.3 | 4.4 | 2.4 |
| Window shades, blinds, and accessories..... | 1269 | 06/84 | 199.6 | 210.5 | 212.9 | 6.2 | 1.1 |
| Window shades, blinds, and accessories..... | 1269-01 | 06/84 | 199.6 | 210.5 | 212.9 | 6.2 | 1.1 |
| Window shades and window shade accessories and rollers..... | 1269-0101 | 06/84 | 239.7 | 252.6 | 256.0 | 6.4 | 1.3 |
| Nonmetallic mineral products..... | 13 | | 264.9 | 270.0 | 271.6 | 5.6 | 0.6 |
| Glass..... | 131 | | 154.2 | 159.6 | 160.8 | 6.2 | 0.8 |
| Flat glass..... | 1311 | | 142.2 | 148.2 | 149.1 | 7.3 | 0.6 |
| Flat glass (float, sheet, and plate process)..... | 1311-05 | | 111.3 | 117.2 | 120.2 | 12.4 | 2.6 |
| Flat glass (float, sheet, and plate process)..... | 1311-0511 | 06/83 | 107.3 | 112.9 | 115.9 | 12.5 | 2.7 |
| Specialty glass..... | 1311-07 | | 173.3 | 180.0 | 179.9 | 5.7 | -0.1 |
| Specialty glass..... | 1311-0703 | 06/11 | 126.3 | 131.3 | 131.2 | 5.7 | -0.1 |
| Other glass products, made by flat glass producers..... | 1311-07034 | 06/11 | — | — | 146.8 | — | — |
| Other finished glassware..... | 1313 | 06/83 | 175.1 | 177.3 | 180.0 | 3.3 | 1.5 |
| Pressed and blown glassware..... | 1313-01 | 06/83 | 177.9 | 180.1 | 182.9 | 3.3 | 1.6 |
| Machine-made pressed & blown table, kitchen, art, & novelty glassware..... | 1313-0116 | 12/11 | 134.6 | 135.4 | 139.4 | 4.1 | 3.0 |
| All other machine-made pressed and blown glassware..... | 1313-0117 | 12/11 | 110.7 | 112.9 | 113.3 | 2.8 | 0.4 |
| Handmade pressed and blown glassware..... | 1313-0118 | 12/11 | 114.6 | 114.6 | 114.6 | 0.8 | 0.0 |
| Concrete ingredients and related products..... | 132 | | 328.9 | 334.4 | 334.7 | 3.9 | 0.1 |
| Construction sand, gravel, and crushed stone..... | 1321 | | 375.5 | 380.5 | 381.1 | 4.1 | 0.2 |
| Construction sand, gravel and crushed stone..... | 1321-01 | | 375.5 | 380.5 | 381.1 | 4.1 | 0.2 |
| Construction sand and gravel (run of pit/bank, washed, screened, etc)..... | 1321-0120 | 12/11 | 147.6 | 149.5 | 149.5 | 2.8 | 0.0 |
| Construction sand and gravel, Northeast..... | 1321-01201 | 12/12 | 146.5 | 146.6 | 146.6 | 0.1 | 0.0 |

See footnotes at end of table.

Table 9. Producer price indexes and percent changes for commodity and service groupings and individual items, not seasonally adjusted — Continued
 [1982=100 unless otherwise indicated]

| Commodity | Commodity code | Other index base | Index | | | Percent change to July 2021 from: | |
|--|----------------|------------------|------------------------|------------------------|------------------------|-----------------------------------|-----------|
| | | | Mar. 2021 ¹ | June 2021 ¹ | July 2021 ¹ | July 2020 | June 2021 |
| Construction sand and gravel, Midwest..... | 1321-01202 | 12/12 | 150.2 | 152.1 | 152.0 | 3.3 | -0.1 |
| Construction sand and gravel, West..... | 1321-01204 | 12/12 | 147.7 | 151.0 | 151.0 | 4.9 | 0.0 |
| Crushed and broken stone..... | 1321-0121 | | 362.3 | 367.2 | 368.0 | 4.8 | 0.2 |
| Crushed and broken limestone..... | 1321-01212 | 12/11 | 140.5 | 141.6 | 142.2 | 5.4 | 0.4 |
| Crushed and broken granite..... | 1321-01213 | 12/11 | 136.3 | 137.4 | 138.2 | 3.8 | 0.6 |
| Bituminous limestone, sandstone, & other crushed & broken stone..... | 1321-01219 | 12/11 | 123.4 | 129.1 | 128.0 | 3.1 | -0.9 |
| Cement, hydraulic..... | 1322 | | 264.4 | 271.5 | 271.3 | 3.2 | -0.1 |
| Cement, hydraulic..... | 1322-01 | | 264.4 | 271.5 | 271.3 | 3.2 | -0.1 |
| Cement, hydraulic..... | 1322-0161 | 06/89 | 258.8 | 265.7 | 265.6 | 3.3 | 0.0 |
| Concrete products..... | 133 | | 285.1 | 292.0 | 292.9 | 4.5 | 0.3 |
| Concrete block and brick..... | 1331 | | 285.2 | 290.2 | 290.9 | 4.0 | 0.2 |
| Structural concrete block..... | 1331-11 | | 294.6 | 297.5 | 299.2 | 3.2 | 0.6 |
| Structural concrete block..... | 1331-1135 | 12/87 | 240.4 | 242.8 | 244.2 | 3.3 | 0.6 |
| Structural concrete block, lightweight units (weighing less than 105 lb/cubic ft.) (dry weight)..... | 1331-11351 | 12/11 | 130.2 | 131.9 | 132.9 | 3.6 | 0.8 |
| Structural concrete block, mediumweight units (weighing 105 - 124 lb/cubic ft.) (dry weight)..... | 1331-11352 | 12/11 | 127.7 | 128.3 | 128.3 | 0.6 | 0.0 |
| Structural concrete block, normalweight units (weighing 125 lb or more/cubic ft.) (dry weight)..... | 1331-11353 | 12/11 | 126.3 | 127.3 | 128.0 | 4.1 | 0.5 |
| Decorative concrete block..... | 1331-21 | | 258.6 | 263.2 | 263.8 | 4.0 | 0.2 |
| Decorative concrete block (including screen, split, slump, shadowal block, etc.)..... | 1331-2101 | | 258.6 | 263.2 | 263.8 | 4.0 | 0.2 |
| Concrete brick..... | 1331-31 | | 258.4 | 263.9 | 263.0 | 2.9 | -0.3 |
| Concrete brick..... | 1331-3101 | | 258.4 | 263.9 | 263.0 | 2.9 | -0.3 |
| Concrete pavers..... | 1331-41 | | 237.5 | 244.6 | 244.2 | 5.7 | -0.2 |
| Concrete pavers (including grid, interlocking, etc.)..... | 1331-4101 | | 237.5 | 244.6 | 244.2 | 5.7 | -0.2 |
| Concrete pipe..... | 1332 | | 249.4 | 257.7 | 260.0 | 2.7 | 0.9 |
| Concrete pipe..... | 1332-01 | | 249.4 | 257.7 | 260.0 | 2.7 | 0.9 |
| Concrete pipe..... | 1332-0108 | 12/86 | 217.8 | 225.0 | 227.0 | 2.7 | 0.9 |
| Concrete storm sewer pipe..... | 1332-01082 | 12/11 | 155.5 | 160.6 | 170.9 | 9.6 | 6.4 |
| Concrete pipe, except concrete culvert and storm sewer pipe..... | 1332-01083 | 12/11 | 121.4 | 121.5 | 125.1 | 3.0 | 3.0 |
| Ready-mix concrete..... | 1333 | | 290.9 | 294.6 | 294.7 | 2.8 | 0.0 |
| Ready-mix concrete..... | 1333-01 | | 290.9 | 294.6 | 294.7 | 2.8 | 0.0 |
| Ready-mix concrete..... | 1333-0101 | | 290.9 | 294.6 | 294.7 | 2.8 | 0.0 |
| Northeast region ready-mix concrete..... | 1333-0101A | 12/12 | 134.3 | 138.4 | 138.4 | 2.2 | 0.0 |
| Midwest region ready-mix concrete..... | 1333-0101B | 12/12 | 128.8 | 127.2 | 128.0 | 0.1 | 0.6 |
| South region ready-mix concrete..... | 1333-0101C | 12/12 | 133.5 | 135.6 | 134.8 | 1.7 | -0.6 |
| West region ready-mix concrete..... | 1333-0101D | 12/12 | 136.6 | 139.8 | 140.9 | 8.4 | 0.8 |
| Precast concrete products..... | 1334 | | 295.9 | 307.0 | 310.9 | 9.2 | 1.3 |
| Precast concrete products..... | 1334-01 | | 295.9 | 307.0 | 310.9 | 9.2 | 1.3 |
| Precast concrete products..... | 1334-0106 | 12/86 | 261.0 | 270.8 | 274.3 | 9.2 | 1.3 |
| Precast concrete slabs and tile, roof and floor units..... | 1334-01061 | 12/11 | 136.6 | 143.7 | 145.1 | 9.6 | 1.0 |
| Precast concrete architectural wall panels..... | 1334-01062 | 12/11 | 138.8 | 144.1 | 145.0 | 8.5 | 0.6 |
| Burial vaults and boxes, precast concrete..... | 1334-01063 | 12/11 | 133.3 | 141.8 | 141.8 | 13.9 | 0.0 |
| Precast concrete products (excl burial vaults and boxes, slabs and tile, and arch. wall panels)..... | 1334-01064 | 12/11 | 132.5 | 136.3 | 138.7 | 8.7 | 1.8 |
| Prestressed concrete products..... | 1335 | | 239.2 | 261.2 | 261.0 | 9.3 | -0.1 |
| Prestressed concrete products..... | 1335-01 | | 239.2 | 261.2 | 261.0 | 9.3 | -0.1 |
| Prestressed concrete products..... | 1335-0107 | 12/86 | 244.1 | 266.5 | 266.3 | 9.3 | -0.1 |
| Prestressed concrete bridge beams and solid and hollow cored slabs and panels..... | 1335-01071 | 12/07 | 148.2 | 166.1 | 167.0 | 14.3 | 0.5 |
| Prestressed concrete bridge beams..... | 1335-010711 | 12/07 | 107.4 | 125.3 | 127.1 | 20.7 | 1.4 |
| Prestressed concrete solid and hollow cored slabs and panels..... | 1335-010712 | 12/07 | 203.1 | 218.8 | 217.7 | 8.2 | -0.5 |
| Prestressed concrete products (excl bridge beams and solid and hollow cored slabs and panels)..... | 1335-01072 | 12/07 | 102.1 | 108.1 | 107.3 | 3.8 | -0.7 |
| Clay construction products ex. refractories..... | 134 | | 196.3 | 197.9 | 199.0 | 2.9 | 0.6 |
| Brick and structural clay tile..... | 1342 | 12/84 | 210.6 | 214.6 | 215.5 | 4.3 | 0.4 |
| Building or common brick..... | 1342-01 | 12/84 | 208.5 | 212.3 | 213.2 | 4.3 | 0.4 |
| Building or common brick..... | 1342-0101 | 12/84 | 208.5 | 212.3 | 213.2 | 4.3 | 0.4 |
| Glazed brick and other brick (paving, floor, and sewer)..... | 1342-02 | 12/84 | 234.4 | 240.9 | 240.9 | 3.2 | 0.0 |
| Glazed brick and other brick (paving, floor, and sewer)..... | 1342-0201 | 12/84 | 234.4 | 240.9 | 240.9 | 3.2 | 0.0 |
| Clay floor and wall tile, glazed and unglazed..... | 1344 | | 122.7 | 121.7 | 122.6 | 1.1 | 0.7 |
| Clay floor and wall tile, glazed and unglazed (including quarry tile and ceramic mosaic tile)..... | 1344-01 | | 122.7 | 121.7 | 122.6 | 1.1 | 0.7 |
| Clay floor and wall tile, glazed and unglazed (including quarry tile and ceramic mosaic tile)..... | 1344-0131 | | 122.7 | 121.7 | 122.6 | 1.1 | 0.7 |

See footnotes at end of table.

Table 9. Producer price indexes and percent changes for commodity and service groupings and individual items, not seasonally adjusted — Continued
 [1982=100 unless otherwise indicated]

| Commodity | Commodity code | Other index base | Index | | | Percent change to July 2021 from: | |
|--|----------------|------------------|------------------------|------------------------|------------------------|-----------------------------------|-----------|
| | | | Mar. 2021 ¹ | June 2021 ¹ | July 2021 ¹ | July 2020 | June 2021 |
| Structural clay products, n.e.c. | 1345 | | 293.5 | 304.6 | 304.6 | 4.6 | 0.0 |
| Structural clay products, n.e.c. | 1345-01 | | 293.5 | 304.6 | 304.6 | 4.6 | 0.0 |
| All other structural clay products, excluding clay refractories. | 1345-0199 | 12/85 | 255.3 | 263.3 | 263.3 | 3.3 | 0.0 |
| Refractories. | 135 | | 280.9 | 292.8 | 294.1 | 4.1 | 0.4 |
| Clay refractories. | 1352 | | 327.1 | 346.9 | 347.8 | 8.4 | 0.3 |
| Clay refractories. | 1352-01 | | 327.1 | 346.9 | 347.8 | 8.4 | 0.3 |
| Clay refractories. | 1352-0181 | 12/04 | 183.7 | 194.8 | 195.4 | 8.4 | 0.3 |
| Nonclay refractories. | 1353 | | 245.1 | 252.1 | 253.4 | 1.0 | 0.5 |
| Nonclay refractories (excluding dead-burned magnesia). | 1353-01 | | 245.1 | 252.1 | 253.4 | 1.0 | 0.5 |
| Nonclay refractories (excluding dead-burned magnesia). | 1353-0112 | 12/04 | 160.7 | 165.3 | 166.2 | 1.0 | 0.5 |
| Asphalt felts and coatings. | 136 | | 257.1 | 272.6 | 275.7 | 10.0 | 1.1 |
| Prepared asphalt and tar roofing and siding products. | 1361 | | 258.8 | 275.4 | 278.9 | 10.9 | 1.3 |
| Prepared asphalt and tar roofing and siding products. | 1361-01 | | 258.8 | 275.4 | 278.9 | 10.9 | 1.3 |
| Prepared asphalt and tar roofing and siding products. | 1361-0131 | 12/03 | 235.4 | 250.5 | 253.7 | 10.9 | 1.3 |
| Asphalt smooth-surfaced roll roofing and cap sheets, organic and fiberglass base. | 1361-01311 | 12/12 | 106.5 | 107.6 | 109.7 | 8.4 | 2.0 |
| Asphalt mineral-surfaced roll roofing and cap sheets, organic and fiberglass base. | 1361-01312 | 12/11 | 134.7 | 141.2 | 141.0 | 9.5 | -0.1 |
| Other prepared asphalt and tar products for roofing and siding. | 1361-01317 | 12/11 | 98.5 | 99.9 | 103.6 | 5.6 | 3.7 |
| Roofing asphalts, pitches, coatings, and cement. | 1362 | | 223.1 | 230.1 | 230.1 | 3.3 | 0.0 |
| Roofing asphalts, pitches, coatings, and cement. | 1362-01 | | 223.1 | 230.1 | 230.1 | 3.3 | 0.0 |
| Roofing asphalts, pitches, coatings, and cement. | 1362-0121 | 06/84 | 211.4 | 217.9 | 218.0 | 3.4 | 0.0 |
| Gypsum products. | 137 | | 346.4 | 378.2 | 387.9 | 21.6 | 2.6 |
| Gypsum products. | 1371 | | 346.4 | 378.2 | 387.9 | 21.6 | 2.6 |
| Gypsum products. | 1371-01 | | 346.4 | 378.2 | 387.9 | 21.6 | 2.6 |
| Gypsum building materials. | 1371-0102 | 12/93 | 260.1 | 287.9 | 294.9 | 24.5 | 2.4 |
| Other gypsum products. | 1371-0116 | 12/99 | 206.7 | 209.9 | 217.1 | 8.0 | 3.4 |
| Glass containers. | 138 | | 222.7 | 216.0 | 223.7 | 5.2 | 3.6 |
| Glass containers. | 1381 | | 222.7 | 216.0 | 223.7 | 5.2 | 3.6 |
| Glass containers (including value of packaging). | 1381-01 | | 222.7 | 216.0 | 223.7 | 5.2 | 3.6 |
| Glass containers (including value of packaging). | 1381-0104 | 06/95 | 170.3 | 165.2 | 171.1 | 5.2 | 3.6 |
| Other nonmetallic minerals. | 139 | | 263.1 | 262.4 | 263.1 | 4.9 | 0.3 |
| Insulation materials. | 1392 | | 206.1 | 217.2 | 216.9 | 11.8 | -0.1 |
| Mineral wool for thermal and acoustical envelope insulation. | 1392-01 | | 199.4 | 211.5 | 211.3 | 14.8 | -0.1 |
| Mineral wool for thermal and acoustical envelope insulation. | 1392-0105 | 06/07 | 151.9 | 161.1 | 161.0 | 14.8 | -0.1 |
| Mineral wool for industrial, equipment, and appliance insulation. | 1392-02 | | 186.5 | 193.4 | 192.9 | 5.0 | -0.3 |
| Mineral wool for industrial, equipment, and appliance insulation. | 1392-0201 | | 186.5 | 193.4 | 192.9 | 5.0 | -0.3 |
| Paving mixtures and blocks. | 1394 | | 336.3 | 319.9 | 320.9 | 5.9 | 0.3 |
| Paving mixtures and blocks. | 1394-01 | | 336.3 | 319.9 | 320.9 | 5.9 | 0.3 |
| Paving mixtures and blocks. | 1394-0113 | 12/03 | 237.2 | 225.7 | 226.4 | 5.9 | 0.3 |
| Emulsified asphalt, including liquid additives. | 1394-0113A | 12/09 | 114.2 | 120.2 | 122.1 | 15.6 | 1.6 |
| Other liquid asphalt and tar paving materials, including cut-backs. | 1394-0113B | 12/09 | 124.6 | 140.3 | 138.0 | 14.3 | -1.6 |
| Asphalt and tar paving mixtures (excluding liquid). | 1394-0113C | 12/09 | 133.6 | 117.9 | 118.0 | 1.0 | 0.1 |
| Cut stone and stone products. | 1395 | 12/84 | 185.9 | 188.6 | 189.2 | 5.3 | 0.3 |
| Cut stone and stone products. | 1395-01 | 12/84 | 185.9 | 188.6 | 189.2 | 5.3 | 0.3 |
| Dressed dimension granite (including gneiss, syenite, diorite, and cut granite). | 1395-0111 | 12/84 | 176.4 | 178.4 | 178.8 | 4.4 | 0.2 |
| Dressed dimension limestone (including dolomite, travertine, calcareous, tufa, & cut limestone). | 1395-0121 | 12/84 | 189.8 | 192.6 | 192.6 | 5.8 | 0.0 |
| Dressed dimension marble and other stone. | 1395-0151 | 12/04 | 131.4 | 134.7 | 135.5 | 8.0 | 0.6 |
| Gaskets, packing, and sealing devices. | 1398 | 12/85 | 206.1 | 209.3 | 211.0 | 4.0 | 0.8 |
| Gaskets and gasketing material. | 1398-01 | 12/85 | 230.8 | 233.4 | 235.3 | 4.3 | 0.8 |
| Nonmetallic gaskets and gasketing. | 1398-0111 | 12/90 | 188.2 | 192.6 | 195.8 | 6.2 | 1.7 |
| Metallic gaskets and machined seals. | 1398-0112 | 12/90 | 200.1 | 200.3 | 200.3 | 2.7 | 0.0 |
| Packing and sealing. | 1398-02 | 12/85 | 187.7 | 191.6 | 193.1 | 3.5 | 0.8 |
| Compression packing. | 1398-0211 | 12/90 | 197.5 | 197.5 | 201.2 | 2.1 | 1.9 |
| Molded packing and sealing devices. | 1398-0212 | 12/90 | 166.7 | 168.3 | 168.9 | 1.6 | 0.4 |
| Rotary oil seals. | 1398-0214 | 12/90 | 140.8 | 156.8 | 160.6 | 14.8 | 2.4 |
| Nonmetallic minerals and products, n.e.c. | 1399 | 06/82 | 250.7 | 251.5 | 251.9 | 1.1 | 0.2 |
| Industrial sand. | 1399-01 | 06/82 | 271.3 | 271.4 | 271.4 | 3.3 | 0.0 |
| Hydraulic fracturing sand and all other industrial sand. | 1399-0121 | 06/82 | 160.3 | 160.4 | 160.4 | 3.8 | 0.0 |
| All other industrial sand. | 1399-01212 | 12/12 | 147.1 | 147.2 | 147.2 | 2.4 | 0.0 |
| Clay and stone mining and quarrying. | 1399-02 | 06/84 | 261.7 | 261.3 | 261.2 | -0.3 | 0.0 |
| Ground or treated minerals and earths. | 1399-0209 | 06/85 | 257.2 | 259.3 | 258.2 | -0.3 | -0.4 |
| Treated lightweight aggregate and crushed slag, minerals and earths. | 1399-02094 | 12/14 | 136.6 | 136.8 | 136.7 | 1.7 | -0.1 |

See footnotes at end of table.

Table 9. Producer price indexes and percent changes for commodity and service groupings and individual items, not seasonally adjusted — Continued
 [1982=100 unless otherwise indicated]

| Commodity | Commodity code | Other index base | Index | | | Percent change to July 2021 from: | |
|---|----------------|------------------|------------------------|------------------------|------------------------|-----------------------------------|------------|
| | | | Mar. 2021 ¹ | June 2021 ¹ | July 2021 ¹ | July 2020 | June 2021 |
| Other minerals and earths, treated..... | 1399-02096 | 12/14 | 86.1 | 86.7 | 85.7 | -2.3 | -1.2 |
| Dimension stone mining and quarrying..... | 1399-0211 | 06/85 | 241.9 | 241.9 | 241.9 | 1.0 | 0.0 |
| Clay, excluding kaolin and ball clay..... | 1399-0214 | 06/90 | 192.8 | 191.4 | 191.0 | -2.4 | -0.2 |
| Bentonite..... | 1399-0214C | 12/07 | 128.4 | 131.5 | 130.6 | 2.0 | -0.7 |
| All other nonmetallic minerals, including talc and gypsum..... | 1399-0299 | 06/85 | 315.0 | 304.2 | 309.2 | 0.6 | 1.6 |
| All other miscellaneous nonmetallic mineral products..... | 1399-03 | 12/85 | 199.2 | 201.3 | 202.1 | 2.2 | 0.4 |
| Dry-mixed concrete materials (prepackaged sand, gravel, mortar, and cement premixes)..... | 1399-0312 | 12/11 | 125.9 | 127.4 | 127.4 | 1.2 | 0.0 |
| Other nonmetallic mineral products..... | 1399-0313 | 12/11 | 101.2 | 101.8 | 103.3 | 4.8 | 1.5 |
| Transportation equipment..... | 14 | | 186.2 | 188.0 | 188.9 | 3.0 | 0.5 |
| Motor vehicles and equipment..... | 141 | | 154.5 | 156.5 | 157.4 | 3.8 | 0.6 |
| Motor vehicles..... | 1411 | | 159.2 | 161.4 | 161.4 | 3.4 | 0.0 |
| Passenger cars and chassis..... | 1411-01 | | 136.0 | 137.6 | 137.7 | 2.9 | 0.1 |
| Passenger cars..... | 1411-0131 | 06/82 | 135.7 | 137.3 | 137.4 | 2.9 | 0.1 |
| Motorcycles, including three-wheel motorbikes, motorscooters, mopeds, and parts..... | 1411-04 | | 192.8 | 192.8 | 192.8 | 0.1 | 0.0 |
| Motorcycles, including three-wheel motorbikes, motorscooters, mopeds, and parts..... | 1411-0401 | | 207.6 | 207.6 | 207.6 | 0.0 | 0.0 |
| Trucks, truck tractors, & bus chassis 14,000 lb or less, incl. minivans & suvs..... | 1411-05 | | 180.2 | 183.4 | 183.1 | 4.4 | -0.2 |
| Trucks, truck tractors, & bus chassis 14,000 lb or less, incl. minivans & suvs..... | 1411-0571 | 12/82 | 173.4 | 176.5 | 176.2 | 4.4 | -0.2 |
| Trucks, over 14,000 lbs GVW..... | 1411-06 | | 235.8 | 237.5 | 237.5 | 1.0 | 0.0 |
| Trucks, over 14,000 lbs GVW..... | 1411-0684 | 12/05 | 142.3 | 143.4 | 143.4 | 1.0 | 0.0 |
| Buses, including military and firefighting vehicles (chassis of own manufacture)..... | 1411-06843 | 06/11 | 126.1 | 126.4 | 126.4 | 1.4 | 0.0 |
| Motor vehicles parts..... | 1412 | | 129.7 | 130.6 | 132.4 | 3.5 | 1.4 |
| Motor vehicles parts..... | 1412-05 | 12/03 | 116.2 | 117.0 | 118.6 | 3.5 | 1.4 |
| Gasoline engines and engine parts, excl. carburetors, pistons, and valves..... | 1412-0501 | 12/03 | 130.0 | 128.9 | 129.6 | 3.1 | 0.5 |
| Motor vehicle steering and suspension parts..... | 1412-0502 | 12/03 | 103.2 | 105.3 | 108.4 | 4.4 | 2.9 |
| Motor vehicle transmission and power train..... | 1412-0503 | 12/03 | 114.6 | 115.5 | 119.0 | 4.8 | 3.0 |
| Motor vehicle drive train components, except wheels and brakes, new..... | 1412-05031 | 12/11 | 106.1 | 106.9 | 110.1 | 4.8 | 3.0 |
| Motor vehicle transmissions except auxiliary and parts, new..... | 1412-050310 | 06/12 | 105.3 | 106.3 | 106.6 | 2.8 | 0.3 |
| Parts for manual and automatic transmissions, new..... | 1412-050313 | 12/11 | 103.1 | 104.0 | 104.2 | 1.7 | 0.2 |
| Other motor vehicle drive train components, except wheels and brakes, new..... | 1412-050315 | 12/11 | 99.8 | 100.3 | 100.8 | 1.8 | 0.5 |
| Motor vehicle drive train components, rebuilt..... | 1412-05033 | 12/11 | 115.0 | 115.4 | 115.6 | 1.6 | 0.2 |
| Motor vehicle brake systems..... | 1412-0504 | 12/03 | 118.5 | 123.4 | 127.1 | 11.2 | 3.0 |
| Motor vehicle brake parts and assemblies, new..... | 1412-05041 | 12/11 | 107.2 | 112.0 | 115.5 | 11.0 | 3.1 |
| Motor vehicle drum brake assemblies and parts, new..... | 1412-05041A | 12/11 | 124.5 | 125.3 | 131.1 | 6.2 | 4.6 |
| Other motor vehicle brake parts and assemblies, new..... | 1412-05041B | 12/11 | 95.9 | 97.9 | 98.5 | 3.5 | 0.6 |
| Motor vehicle disc brake assemblies and parts, new..... | 1412-05041C | 12/11 | 112.3 | 122.4 | 128.4 | 22.2 | 4.9 |
| Filters for internal combustion engines and motor vehicles..... | 1412-0505 | 12/03 | 131.4 | 131.7 | 132.7 | 1.5 | 0.8 |
| Exhaust systems..... | 1412-0506 | 12/03 | 129.6 | 130.4 | 130.7 | 2.2 | 0.2 |
| Other motor vehicle parts..... | 1412-0508 | 12/03 | 108.1 | 107.8 | 107.7 | -0.1 | -0.1 |
| Vehicle seating and interior trim..... | 1412-0511 | 06/04 | 107.2 | 108.3 | 108.6 | 4.4 | 0.3 |
| Automobile trimmings..... | 1412-05111 | 06/09 | 89.3 | 89.7 | 89.6 | -0.9 | -0.1 |
| Seats for public conveyance and aircraft..... | 1412-05113 | 06/09 | 110.5 | 111.8 | 112.4 | 8.1 | 0.5 |
| Motor vehicle air conditioning systems and compressors..... | 1412-0512 | 12/11 | 100.3 | 100.8 | 101.7 | 2.5 | 0.9 |
| Carburetors, pistons, piston rings, and valves..... | 1412-0513 | | 187.1 | 187.9 | 191.0 | 4.3 | 1.6 |
| Motor vehicle electrical and electronic equipment..... | 1412-0514 | | 125.7 | 127.1 | 127.4 | 1.2 | 0.2 |
| Vehicular lighting equipment..... | 1412-05141 | | 142.8 | 142.4 | 142.6 | -0.1 | 0.1 |
| Other motor vehicle electrical and electronic equipment..... | 1412-05142 | | 126.3 | 128.1 | 128.4 | 1.5 | 0.2 |
| Ignition wiring harness and cable sets..... | 1412-051421 | 12/82 | 128.4 | 131.0 | 131.4 | 2.7 | 0.3 |
| Battery charging alternators, generators, and regulators..... | 1412-051422 | 06/00 | 102.2 | 103.8 | 103.8 | 1.1 | 0.0 |
| Parts for electrical and electronic engine equipment..... | 1412-051424 | 06/00 | 96.6 | 96.6 | 96.6 | 3.9 | 0.0 |
| All other miscellaneous non-engine electrical and electronic equipment..... | 1412-051425 | 12/03 | 103.2 | 103.8 | 104.2 | -0.2 | 0.4 |
| All other miscellaneous complete engine electrical equipment, including spark plugs..... | 1412-051426 | 06/00 | 98.3 | 99.2 | 99.7 | 3.9 | 0.5 |
| Truck and bus bodies..... | 1413 | 12/82 | 267.4 | 272.7 | 276.6 | 6.0 | 1.4 |
| Truck and bus bodies sold separately..... | 1413-01 | 12/82 | 266.5 | 274.4 | 281.8 | 8.3 | 2.7 |
| Van bodies, sold separately..... | 1413-0141 | 12/08 | 136.5 | - | 145.6 | 10.0 | - |
| Van bodies, separate cab, sold separately..... | 1413-01412 | 09/15 | 134.5 | - | 143.5 | 10.6 | - |
| Other truck and vehicle bodies, sold separately..... | 1413-015 | 12/08 | 121.8 | 124.4 | 128.7 | 9.3 | 3.5 |
| Dump truck bodies, sold separately..... | 1413-0151 | 12/08 | 133.8 | 149.4 | 154.0 | 28.2 | 3.1 |
| All other truck and vehicle bodies, sold separately..... | 1413-0152 | 12/08 | 120.2 | 120.6 | 125.7 | 7.4 | 4.2 |
| Service truck bodies, sold separately..... | 1413-0153 | 09/15 | 110.4 | 114.0 | 114.4 | 4.5 | 0.4 |
| Complete vehicles on purchased chassis..... | 1413-02 | 12/82 | 267.7 | 270.1 | 270.6 | 3.6 | 0.2 |
| Buses and firefighting vehicles, complete, produced on purchased chassis..... | 1413-027 | 12/08 | 124.2 | 124.8 | 125.2 | 1.0 | 0.3 |
| Buses and firefighting vehicles, complete, produced on purchased chassis..... | 1413-0275 | 12/08 | 124.2 | 124.8 | 125.2 | 1.0 | 0.3 |
| Other trucks and vehicles, complete, produced on purchased chassis..... | 1413-029 | 12/08 | 125.9 | 127.2 | 127.3 | 4.3 | 0.1 |

See footnotes at end of table.

Table 9. Producer price indexes and percent changes for commodity and service groupings and individual items, not seasonally adjusted — Continued
 [1982=100 unless otherwise indicated]

| Commodity | Commodity code | Other index base | Index | | | Percent change to July 2021 from: | |
|--|----------------|------------------|------------------------|------------------------|------------------------|-----------------------------------|-----------|
| | | | Mar. 2021 ¹ | June 2021 ¹ | July 2021 ¹ | July 2020 | June 2021 |
| Other trucks and vehicles, complete, produced on purchased chassis, except upfitting trucks..... | 1413-0294 | 09/15 | 111.9 | 113.1 | 113.2 | 3.9 | 0.1 |
| Upfitting trucks, complete, produced on purchased chassis..... | 1413-0299 | 09/15 | 117.7 | 118.8 | 118.8 | 6.6 | 0.0 |
| Truck trailers..... | 1414 | | 230.0 | 245.2 | 246.1 | 10.2 | 0.4 |
| Truck trailers..... | 1414-06 | 12/86 | 223.0 | 237.7 | 238.5 | 10.2 | 0.3 |
| Truck trailers and chassis, axle rating 10,000 lb or more..... | 1414-0602 | 12/86 | 220.2 | 234.6 | 235.5 | 9.8 | 0.4 |
| Truck trailers and chassis, axle rating less than 10,000 lb..... | 1414-0603 | 12/11 | — | 141.8 | 141.8 | — | 0.0 |
| Motor homes, built on purchased chassis..... | 1415 | 06/84 | 203.0 | 203.5 | 204.5 | 4.4 | 0.5 |
| Motor homes, built on purchased chassis..... | 1415-01 | 06/84 | 203.0 | 203.5 | 204.5 | 4.4 | 0.5 |
| Motor homes, built on purchased chassis..... | 1415-0101 | 06/84 | 203.0 | 203.5 | 204.5 | 4.4 | 0.5 |
| Travel trailers and campers..... | 1416 | 06/84 | 231.0 | 243.6 | 246.3 | 12.2 | 1.1 |
| Travel trailers..... | 1416-01 | 06/84 | 216.3 | 229.5 | 232.0 | 13.4 | 1.1 |
| Travel trailers..... | 1416-0101 | 06/84 | 216.3 | 229.5 | 232.0 | 13.4 | 1.1 |
| Conventional travel trailers..... | 1416-01016 | 12/11 | 126.9 | 135.4 | 136.4 | 14.1 | 0.7 |
| Camping trailers, campers, pick-up covers, and parts..... | 1416-02 | 06/84 | 281.5 | 291.5 | 295.0 | 8.4 | 1.2 |
| Camping trailers, campers, pick-up covers, and parts..... | 1416-0201 | 06/84 | 281.5 | 291.5 | 295.0 | 8.4 | 1.2 |
| Other parts and components, excluding appliances and furnishings..... | 1416-02013 | 12/11 | 159.8 | 165.6 | 167.9 | 9.0 | 1.4 |
| Truck campers, caps, box covers, and fold-down camping trailers..... | 1416-02014 | 06/14 | 127.1 | 131.4 | 132.6 | 7.5 | 0.9 |
| Aircraft and aircraft equipment..... | 142 | | 282.8 | 283.3 | 284.2 | 1.2 | 0.3 |
| Aircraft..... | 1421 | | 312.6 | 313.6 | 314.3 | 1.1 | 0.2 |
| Civilian aircraft..... | 1421-02 | 12/85 | 295.3 | 296.7 | 297.8 | 1.7 | 0.4 |
| Civilian aircraft..... | 1421-0206 | 12/03 | 159.9 | 160.6 | 161.2 | 1.6 | 0.4 |
| Military aircraft..... | 1421-04 | 06/13 | 102.0 | — | — | — | — |
| Military aircraft..... | 1421-0401 | 06/13 | 102.0 | — | — | — | — |
| Aircraft engine and engine parts..... | 1423 | 12/85 | 234.7 | 234.4 | 236.2 | 1.9 | 0.8 |
| Aircraft engine and engine parts..... | 1423-01 | 12/85 | 234.7 | 234.4 | 236.2 | 1.9 | 0.8 |
| Aircraft engine and engine parts..... | 1423-0101 | 12/85 | 234.7 | 234.4 | 236.2 | 1.9 | 0.8 |
| Aeronautical services on aircraft engines..... | 1423-01015 | 12/11 | 122.6 | 122.6 | 126.7 | 5.8 | 3.3 |
| Aircraft engine parts and accessories..... | 1423-01017 | 12/11 | 113.2 | 112.9 | 113.0 | 1.2 | 0.1 |
| Parts and accessories for military aircraft engines..... | 1423-010175 | 12/11 | 121.9 | 121.9 | 121.9 | 3.0 | 0.0 |
| Parts and accessories for civilian aircraft engines..... | 1423-010177 | 12/11 | 111.3 | 111.0 | 111.1 | 0.7 | 0.1 |
| Other aircraft parts and equipment..... | 1425 | 06/85 | 192.9 | 193.3 | 193.4 | 0.6 | 0.1 |
| Other aircraft parts and equipment..... | 1425-01 | 06/85 | 192.9 | 193.3 | 193.4 | 0.6 | 0.1 |
| Aircraft propellers and helicopter rotors..... | 1425-0102 | 06/08 | 152.5 | 152.5 | — | — | — |
| Aircraft parts and auxiliary equipment..... | 1425-0103 | 06/08 | 115.9 | 116.2 | 116.3 | 0.7 | 0.1 |
| Aircraft landing gear for civilian and military aircraft..... | 1425-01032 | 06/08 | 156.4 | 156.4 | 156.4 | 0.8 | 0.0 |
| Other aircraft subassemblies and parts for military aircraft..... | 1425-01033 | 06/08 | 121.5 | 123.2 | 123.2 | 1.7 | 0.0 |
| Other aircraft subassemblies and parts for civilian aircraft..... | 1425-01034 | 06/08 | 106.3 | 106.2 | 106.4 | 0.7 | 0.2 |
| Ships and boats..... | 143 | | 272.7 | 274.8 | 276.5 | 2.2 | 0.6 |
| Ships..... | 1431 | 12/85 | 231.3 | 231.9 | 232.0 | 0.7 | 0.0 |
| Military self-propelled ships, new construction..... | 1431-02 | 06/96 | 147.7 | 148.0 | 148.0 | 0.4 | 0.0 |
| Military self-propelled ships, new construction..... | 1431-0201 | 06/96 | 147.7 | 148.0 | 148.0 | 0.4 | 0.0 |
| Nonmilitary self-propelled ships, new construction..... | 1431-03 | 06/96 | 233.8 | 237.2 | 237.2 | 3.4 | 0.0 |
| Nonmilitary self-propelled ships, new construction..... | 1431-0301 | 12/85 | 356.9 | 362.1 | 362.1 | 3.4 | 0.0 |
| Boats..... | 1432 | | 291.0 | 296.5 | 302.3 | 5.7 | 2.0 |
| Outboard motorboats, including commercial and military (except sailboats and lifeboats)..... | 1432-01 | | 320.8 | 330.2 | 337.3 | 7.7 | 2.2 |
| Outboard motorboats, wood or metal, incl. comm. and military (exc. sailboats and lifeboats)..... | 1432-0107 | 06/11 | 137.6 | 141.7 | 142.2 | 6.8 | 0.4 |
| Outboard motorboats, plastics/fiberglass, incl. comm. and mil. (exc. sailboats and lifeboats)..... | 1432-0108 | 06/11 | 136.8 | 140.7 | 145.9 | 8.5 | 3.7 |
| Inboard motorboats, including commercial and military (except sailboats and lifeboats)..... | 1432-02 | | 296.7 | 301.9 | 304.7 | 4.2 | 0.9 |
| Inboard cabin cruisers, including commercial and military (except sailboats and lifeboats)..... | 1432-0206 | 12/03 | 152.9 | 157.0 | 157.3 | 3.9 | 0.2 |
| Other inboard motorboats, including commercial and military (except sailboats and lifeboats)..... | 1432-0207 | 06/11 | 128.5 | 129.7 | 131.7 | — | 1.5 |
| Inboard-outdrive boats, including commercial and military (except sailboats and lifeboats)..... | 1432-03 | | 252.6 | 252.9 | 261.6 | 4.3 | 3.4 |
| All other inboard-outdrive boats, incl. comm. and military (except sailboats and lifeboats)..... | 1432-0310 | 12/03 | 146.8 | 147.0 | 152.9 | 4.9 | 4.0 |
| All other boats (excluding military and commercial)..... | 1432-04 | | 250.5 | 250.5 | 250.5 | — | 0.0 |
| All other boats (excluding military and commercial)..... | 1432-0406 | 12/03 | 141.9 | 141.9 | 141.9 | — | 0.0 |
| Railroad equipment..... | 144 | | 205.8 | 206.1 | 206.3 | 0.9 | 0.1 |
| Railroad cars and car parts..... | 1442 | | 219.8 | 220.0 | 220.3 | 0.9 | 0.1 |

See footnotes at end of table.

Table 9. Producer price indexes and percent changes for commodity and service groupings and individual items, not seasonally adjusted — Continued
 [1982=100 unless otherwise indicated]

| Commodity | Commodity code | Other index base | Index | | | Percent change to July 2021 from: | |
|---|----------------|------------------|------------------------|------------------------|------------------------|-----------------------------------|------------|
| | | | Mar. 2021 ¹ | June 2021 ¹ | July 2021 ¹ | July 2020 | June 2021 |
| Railway maintenance of way equipment & parts, railcar parts, & other railway vehicles..... | 1442-03 | | 188.9 | 189.5 | 190.1 | 2.6 | 0.3 |
| Air brake and other brake equipment..... | 1442-0303 | 12/03 | 98.9 | 98.7 | 98.8 | 0.0 | 0.1 |
| Railway maintenance of way & all other railroad and streetcar equipment, parts and accessories..... | 1442-0304 | 12/03 | 141.8 | 142.3 | 142.8 | 2.9 | 0.4 |
| Railroad cars..... | 1442-04 | 12/01 | 167.0 | 167.0 | 167.0 | 0.0 | 0.0 |
| Railroad cars..... | 1442-0402 | 12/01 | 167.0 | 167.0 | 167.0 | 0.0 | 0.0 |
| Transportation equipment, n.e.c..... | 149 | 06/85 | 176.2 | 180.2 | 181.2 | 5.0 | 0.6 |
| Transportation equipment, n.e.c..... | 1491 | 06/85 | 176.2 | 180.2 | 181.2 | 5.0 | 0.6 |
| Other transportation equipment, incl. golf carts, vehicle trailers, and all-terrain vehicles..... | 1491-11 | 06/85 | 176.2 | 180.2 | 181.2 | 5.0 | 0.6 |
| Automobile and light truck trailers..... | 1491-1104 | 12/92 | 207.8 | 220.5 | 223.8 | 15.9 | 1.5 |
| All other miscellaneous transportation equipment, including all-terrain vehicles... | 1491-1105 | 06/85 | 141.8 | 143.2 | 143.3 | 1.1 | 0.1 |
| All-terrain vehicles and parts..... | 1491-11051 | 06/08 | 100.7 | 101.4 | 101.6 | 0.7 | 0.2 |
| All other miscellaneous transportation equipment and parts..... | 1491-11052 | 06/08 | 106.7 | 108.6 | 108.6 | 2.4 | 0.0 |
| Miscellaneous products..... | 15 | | 289.6 | 295.6 | 298.2 | 5.9 | 0.9 |
| Toys, sporting goods, small arms, etc..... | 151 | | 172.4 | 178.4 | 178.8 | 6.9 | 0.2 |
| Toys, games, and children's vehicles..... | 1511 | | 166.2 | 166.3 | 166.8 | 3.6 | 0.3 |
| Toys, games, and children's vehicles..... | 1511-01 | | 166.2 | 166.3 | 166.8 | 3.6 | 0.3 |
| Nonelectronic games and puzzles (excl. toys), and electronic toys (incl. parts)... | 1511-0152 | 06/85 | 148.2 | 148.2 | 148.2 | 0.0 | 0.0 |
| Nonelectronic games and puzzles, including parts..... | 1511-01521 | 12/07 | 118.3 | 118.3 | 118.3 | 0.0 | 0.0 |
| Other nonelectronic toys, including parts..... | 1511-0154 | 06/85 | 166.0 | 166.0 | 166.0 | 12.3 | 0.0 |
| Models, science & craft kits/supply, & collectors' miniatures..... | 1511-0155 | 06/85 | 239.4 | 239.4 | 242.0 | 3.9 | 1.1 |
| Sporting and athletic goods..... | 1512 | | 151.5 | 159.6 | 160.2 | 10.0 | 0.4 |
| Sporting and athletic goods..... | 1512-01 | | 151.5 | 159.6 | 160.2 | 10.0 | 0.4 |
| Golf equipment, excluding apparel and shoes..... | 1512-0127 | 12/85 | 95.8 | 103.2 | 104.0 | 18.0 | 0.8 |
| Bicycles, adult tricycles, unicycles and parts..... | 1512-0182 | 12/84 | 159.8 | 159.8 | 159.8 | 1.7 | 0.0 |
| Playground equipment..... | 1512-0185 | 12/98 | 265.3 | 287.7 | 283.3 | 11.4 | -1.5 |
| Gymnasium and exercise equipment..... | 1512-0192 | 12/98 | 130.1 | 141.6 | 138.0 | 7.1 | -2.5 |
| Other sporting and athletic goods..... | 1512-0193 | 12/85 | 150.0 | 152.9 | 157.7 | 6.9 | 3.1 |
| Small arms and ammunition..... | 1513 | | 299.3 | 303.8 | 304.0 | 3.3 | 0.1 |
| Small arms..... | 1513-01 | | 253.4 | 253.4 | 253.6 | 0.9 | 0.1 |
| Rifles..... | 1513-0127 | 06/13 | 105.8 | - | - | - | - |
| Single barrel shotguns, other small firearms n.e.c., and parts & attachments for small arms..... | 1513-0128 | 06/13 | 103.7 | 103.7 | 103.7 | 1.1 | 0.0 |
| Small arms ammunition..... | 1513-02 | | 379.5 | 397.6 | 397.6 | 7.7 | 0.0 |
| Small arms ammunition..... | 1513-0281 | 06/02 | 263.4 | 275.9 | 275.9 | 7.7 | 0.0 |
| Other small arms ammunition products..... | 1513-03 | 06/85 | 267.1 | 261.1 | 261.1 | 1.3 | 0.0 |
| All other small arms ammunition products..... | 1513-0308 | 06/02 | 183.7 | 179.6 | 179.6 | 1.3 | 0.0 |
| Tobacco products, incl. stemmed & redried..... | 152 | | 1,011.3 | 1,019.4 | 1,047.2 | 9.0 | 2.7 |
| Cigarettes, excluding electronic..... | 1521 | | 1,257.7 | 1,269.2 | 1,308.5 | 9.6 | 3.1 |
| Cigarettes, excluding electronic..... | 1521-01 | | 1,257.7 | 1,269.2 | 1,308.5 | 9.6 | 3.1 |
| Cigarettes, excluding electronic..... | 1521-0105 | 12/04 | 241.7 | 243.9 | 251.5 | 9.6 | 3.1 |
| Stemmed and redried tobacco..... | 1524 | 06/84 | 104.8 | 105.0 | 105.0 | 0.5 | 0.0 |
| Stemmed and redried tobacco..... | 1524-02 | 06/84 | 103.4 | 103.6 | 103.6 | 0.5 | 0.0 |
| Stemmed and redried tobacco..... | 1524-0208 | 06/99 | 113.4 | 113.6 | 113.6 | 0.5 | 0.0 |
| Tobacco, unstemmed leaf, redried before packing..... | 1524-02081 | 12/11 | 105.0 | 105.4 | 105.4 | 0.9 | 0.0 |
| Tobacco, stemmed..... | 1524-02084 | 12/11 | 99.6 | 99.6 | - | - | - |
| Other tobacco products..... | 1525 | 12/05 | 187.6 | 188.1 | 190.2 | 7.0 | 1.1 |
| Other tobacco products..... | 1525-01 | 12/05 | 187.6 | 188.1 | 190.2 | 7.0 | 1.1 |
| Other tobacco products..... | 1525-0101 | 12/05 | 187.6 | 188.1 | 190.2 | 7.0 | 1.1 |
| Cigars..... | 1525-01011 | 12/11 | 120.5 | 120.5 | 120.5 | 0.2 | 0.0 |
| Chewing and smoking tobacco..... | 1525-01014 | 12/11 | 163.0 | 163.6 | 165.8 | 8.6 | 1.3 |
| Notions..... | 153 | | 217.7 | 220.8 | 223.9 | 4.9 | 1.4 |
| Fasteners, zippers, buttons, needles, pins, and buckles..... | 1532 | | 222.9 | 226.0 | 229.2 | 4.9 | 1.4 |
| Fasteners, zippers, buttons, needles, pins, and buckles..... | 1532-01 | | 222.9 | 226.0 | 229.2 | 4.9 | 1.4 |
| Fasteners, zippers, buttons, needles, pins, and buckles (except precious metal)..... | 1532-0100 | | 222.9 | 226.0 | 229.2 | 4.9 | 1.4 |
| Photographic equipment and supplies..... | 154 | | 142.6 | 146.2 | 145.8 | 3.5 | -0.3 |
| Photographic and photocopying equipment..... | 1541 | | 88.6 | 90.9 | 90.9 | 2.6 | 0.0 |
| Photographic and photocopying equipment..... | 1541-07 | 12/83 | 108.5 | 111.3 | 111.3 | 2.6 | 0.0 |
| Photographic and photocopying equipment..... | 1541-0701 | 12/83 | 108.5 | 111.3 | 111.3 | 2.6 | 0.0 |
| Motion picture & other photographic equipment, n.e.c..... | 1541-07019 | 12/11 | 123.8 | 127.1 | 127.1 | 2.7 | 0.0 |
| Photographic supplies..... | 1542 | | 166.2 | 170.3 | 169.7 | 3.7 | -0.4 |

See footnotes at end of table.

Table 9. Producer price indexes and percent changes for commodity and service groupings and individual items, not seasonally adjusted — Continued
 [1982=100 unless otherwise indicated]

| Commodity | Commodity code | Other index base | Index | | | Percent change to July 2021 from: | |
|--|----------------|------------------|------------------------|------------------------|------------------------|-----------------------------------|-----------|
| | | | Mar. 2021 ¹ | June 2021 ¹ | July 2021 ¹ | July 2020 | June 2021 |
| Photographic supplies..... | 1542-06 | 12/83 | 163.3 | 167.3 | 166.7 | 3.7 | -0.4 |
| Photographic supplies..... | 1542-0601 | 12/83 | 163.3 | 167.3 | 166.7 | 3.7 | -0.4 |
| Prepared photographic chemicals..... | 1542-06011 | 12/07 | 95.5 | 95.2 | 95.0 | -2.1 | -0.2 |
| Photographic sensitized film, plates, paper, & cloth..... | 1542-06012 | 12/07 | 149.0 | 153.9 | 153.3 | 5.6 | -0.4 |
| Photographic sensitized film, plates, paper, & cloth, silver-halide-type (excluding X-ray)..... | 1542-060121 | 12/07 | 150.8 | 154.1 | 153.0 | 6.9 | -0.7 |
| Photographic sensitized film etc., less silver halide type (inc. X-ray)..... | 1542-060122 | 12/07 | 137.6 | 144.2 | 144.2 | 4.0 | 0.0 |
| Mobile homes..... | 155 | | 379.7 | 427.0 | 435.1 | 31.9 | 1.9 |
| Manufactured homes (mobile homes), all sizes (incl. multisection)..... | 1553 | | 389.4 | 438.0 | 446.3 | 31.9 | 1.9 |
| Manufactured mobile homes and nonresidential mobile buildings..... | 1553-03 | 12/86 | 364.8 | 410.3 | 418.0 | 31.9 | 1.9 |
| Manufactured homes (mobile homes), all width sizes (incl. multisection)..... | 1553-0301 | 12/86 | 364.8 | 410.3 | 418.0 | 31.9 | 1.9 |
| Medical, surgical & personal aid devices..... | 156 | | 185.5 | 188.1 | 188.3 | 1.8 | 0.1 |
| Surgical and medical instruments..... | 1562 | 06/82 | 141.0 | 142.6 | 142.7 | 0.3 | 0.1 |
| Surgical and medical instruments..... | 1562-01 | 06/82 | 141.0 | 142.6 | 142.7 | 0.3 | 0.1 |
| Surgical and medical instruments..... | 1562-0103 | 06/05 | 104.5 | 105.6 | 105.7 | 0.3 | 0.1 |
| Surgical and medical catheters..... | 1562-01031 | 12/11 | 91.5 | 92.0 | - | - | - |
| Orthopedic and surgical instruments..... | 1562-01033 | 06/12 | 107.9 | 107.9 | 107.9 | 0.1 | 0.0 |
| Surgical and medical syringes and hypodermic needles..... | 1562-01035 | 06/12 | - | 99.5 | - | - | - |
| Other surgical and medical apparatus and instruments, excluding parts..... | 1562-01037 | 06/12 | 97.7 | 98.1 | 98.6 | 1.3 | 0.5 |
| Parts for surgical and medical apparatus and instruments..... | 1562-01038 | 06/12 | 109.7 | 109.8 | 109.6 | -5.1 | -0.2 |
| Medical and surgical appliances and supplies..... | 1563 | 06/83 | 213.4 | 214.5 | 215.5 | 1.9 | 0.5 |
| Medical and surgical appliances and supplies..... | 1563-01 | 06/83 | 213.4 | 214.5 | 215.5 | 1.9 | 0.5 |
| Medical and surgical appliances and supplies..... | 1563-0104 | 12/03 | 118.0 | 118.6 | 119.1 | 1.9 | 0.4 |
| Other orthopedic and prosthetic appliances..... | 1563-01042 | 12/11 | 96.5 | 96.6 | 98.0 | 1.6 | 1.4 |
| All other surgical and medical items..... | 1563-01044 | 12/11 | 112.5 | 113.2 | 113.4 | 2.1 | 0.2 |
| Ophthalmic goods..... | 1564 | 12/83 | 154.1 | 155.8 | 154.6 | 0.4 | -0.8 |
| Ophthalmic goods..... | 1564-01 | 12/83 | 154.1 | 155.8 | 154.6 | 0.4 | -0.8 |
| Ophthalmic fronts, temples, and focal and contact lenses..... | 1564-0107 | 12/11 | 109.1 | 109.1 | 109.1 | 0.0 | 0.0 |
| Other ophthalmic goods and prescription ground eyeglass lenses..... | 1564-0108 | 12/11 | 115.6 | - | 116.6 | 0.9 | - |
| Dental equipment and supplies..... | 1565 | 06/85 | 394.9 | 425.4 | 425.4 | 13.0 | 0.0 |
| Dental equipment and supplies..... | 1565-01 | 06/85 | 394.9 | 425.4 | 425.4 | 13.0 | 0.0 |
| Dental equipment and supplies..... | 1565-0107 | 12/05 | 201.9 | 217.5 | 217.5 | 13.0 | 0.0 |
| Professional dental equipment and supplies..... | 1565-01071 | 12/07 | 142.0 | 142.7 | 142.7 | 2.4 | 0.0 |
| Professional dental equipment..... | 1565-010711 | 12/07 | 141.4 | 142.9 | 142.9 | 3.3 | 0.0 |
| Professional dental supplies..... | 1565-010712 | 12/07 | 140.4 | 140.4 | 140.4 | 1.6 | 0.0 |
| Other industrial safety equipment..... | 157 | | 281.8 | 282.4 | 287.0 | 7.2 | 1.6 |
| Personal safety equipment and clothing..... | 1571 | | 281.8 | 282.4 | 287.0 | 7.2 | 1.6 |
| Personal safety equipment and clothing..... | 1571-08 | 06/04 | 132.0 | 132.3 | 134.4 | 7.3 | 1.6 |
| Personal safety equipment and clothing..... | 1571-0802 | 06/04 | 132.0 | 132.3 | 134.4 | 7.3 | 1.6 |
| Other miscellaneous products..... | 159 | | 204.9 | 211.6 | 211.5 | 6.5 | 0.0 |
| Burial caskets..... | 1591 | | 426.8 | 433.4 | 428.7 | 4.1 | -1.1 |
| Burial caskets..... | 1591-01 | | 426.8 | 433.4 | 428.7 | 4.1 | -1.1 |
| Burial caskets..... | 1591-0109 | 12/04 | 195.6 | 198.6 | 196.5 | 4.1 | -1.1 |
| Metal burial caskets & coffins, completely lined & trimmed, adult sizes..... | 1591-01091 | 12/11 | 137.8 | 142.1 | 138.9 | 4.6 | -2.3 |
| Other burial caskets & coffins, including burial boxes and vaults (except concrete and stone)..... | 1591-01095 | 12/11 | 123.5 | 123.8 | 123.8 | 3.3 | 0.0 |
| Musical instruments..... | 1593 | | 250.8 | 259.1 | 261.3 | 5.3 | 0.8 |
| Musical instruments..... | 1593-01 | | 250.8 | 259.1 | 261.3 | 5.3 | 0.8 |
| Nonelectronic pianos, organs, and nonelectronic piano and organ parts, excluding benches..... | 1593-0113 | 12/09 | 149.6 | 155.6 | - | - | - |
| Other musical instruments and parts..... | 1593-0117 | 06/85 | 232.5 | 240.0 | 242.3 | 5.5 | 1.0 |
| Other nonelectronic musical instruments..... | 1593-01172 | 12/09 | 121.8 | 122.2 | 124.3 | 4.1 | 1.7 |
| Other musical instrument parts & accessories, sold separately, excl. benches & instrument cases..... | 1593-01173 | 12/09 | 122.0 | 122.0 | 122.5 | 0.8 | 0.4 |
| Jewelry and jewelry products..... | 1594 | | 235.1 | 238.3 | 236.9 | 3.3 | -0.6 |
| Jewelry (gold and platinum) and silverware..... | 1594-02 | | 255.2 | 259.7 | 257.4 | 2.4 | -0.9 |
| Jewelry, gold and platinum..... | 1594-0222 | 12/11 | 107.9 | 109.8 | 108.8 | 2.4 | -0.9 |
| Costume jewelry and novelties..... | 1594-04 | | 209.0 | 210.0 | 210.0 | 3.8 | 0.0 |
| Costume jewelry and novelties..... | 1594-0415 | 12/03 | 143.7 | 144.4 | 144.4 | 3.8 | 0.0 |
| All other jewelry and personal goods (excluding costume)..... | 1594-07 | 06/07 | 141.2 | 142.6 | 141.6 | 7.2 | -0.7 |
| All other jewelry and personal goods (excluding costume)..... | 1594-0714 | 06/07 | 141.2 | 142.6 | 141.6 | 7.2 | -0.7 |
| Jewelers' material and lapidary work..... | 1594-08 | 12/08 | 157.3 | 159.0 | 158.8 | 2.5 | -0.1 |
| Jewelers' findings and materials, precious metal..... | 1594-0811 | 12/08 | 196.0 | 199.3 | 197.8 | 6.6 | -0.8 |
| Pens, pencils, and marking devices..... | 1595 | | 195.2 | 196.1 | 196.1 | 1.0 | 0.0 |
| Pens, markers, mechanical pencils, and associated parts..... | 1595-02 | 12/85 | 195.1 | 196.7 | 196.7 | 1.1 | 0.0 |

See footnotes at end of table.

Table 9. Producer price indexes and percent changes for commodity and service groupings and individual items, not seasonally adjusted — Continued
 [1982=100 unless otherwise indicated]

| Commodity | Commodity code | Other index base | Index | | | Percent change to July 2021 from: | |
|---|----------------|------------------|------------------------|------------------------|------------------------|-----------------------------------|------------|
| | | | Mar. 2021 ¹ | June 2021 ¹ | July 2021 ¹ | July 2020 | June 2021 |
| Pens, markers, mechanical pencils, and associated parts..... | 1595-0210 | 12/85 | 195.1 | 196.7 | 196.7 | 1.1 | 0.0 |
| Lead pencils, art goods, office supplies and small office equipment, excluding paper..... | 1595-03 | 12/85 | 177.3 | 177.9 | 177.9 | 1.1 | 0.0 |
| Lead pencils, art goods, office supplies and small office equipment, excluding paper..... | 1595-0307 | 12/85 | 177.3 | 177.9 | 177.9 | 1.1 | 0.0 |
| Marking devices..... | 1595-04 | 12/85 | 174.0 | 174.3 | 174.3 | 0.3 | 0.0 |
| Marking devices..... | 1595-0406 | 12/05 | 122.0 | 122.2 | 122.2 | 0.3 | 0.0 |
| Watches, clocks, watchcases, and parts..... | 1596 | | 156.8 | 156.8 | 156.8 | 0.0 | 0.0 |
| Watches, clocks, watchcases, and parts..... | 1596-03 | 06/01 | 128.7 | 128.7 | 128.7 | 0.0 | 0.0 |
| Watches, clocks, watchcases, and parts..... | 1596-0313 | 06/04 | 120.7 | 120.7 | 120.7 | 0.0 | 0.0 |
| Brooms and brushes..... | 1597 | | 202.4 | 204.5 | 206.0 | 2.0 | 0.7 |
| Brooms, brushes and mops..... | 1597-05 | 12/85 | 193.8 | 195.8 | 197.2 | 2.0 | 0.7 |
| Brooms, mops, and dusters..... | 1597-0501 | 12/85 | 220.7 | 224.3 | 229.0 | 4.4 | 2.1 |
| Brooms..... | 1597-05011 | 12/11 | 120.9 | 123.8 | 126.0 | 5.0 | 1.8 |
| Mops and dusters, including refills..... | 1597-05012 | 12/11 | 115.4 | 116.3 | 119.2 | 3.8 | 2.5 |
| Paint and varnish brushes and rollers..... | 1597-0502 | 12/85 | 162.8 | 162.8 | 162.8 | 0.1 | 0.0 |
| Paint and varnish brushes..... | 1597-05021 | 12/11 | 106.7 | 106.7 | 106.7 | 0.0 | 0.0 |
| Paint holders, pads, roller frames, and rollers..... | 1597-05022 | 12/11 | 99.2 | 99.2 | 99.2 | 0.1 | 0.0 |
| Other brushes, excl. paint and varnish brushes..... | 1597-0503 | 12/85 | 203.2 | 205.1 | 205.6 | 1.3 | 0.2 |
| Personal brushes..... | 1597-05031 | 12/11 | 102.4 | 104.0 | 103.7 | 1.3 | -0.3 |
| Brushes, other than personal..... | 1597-05032 | 12/11 | 116.2 | 116.3 | 117.2 | 1.2 | 0.8 |
| Miscellaneous products, n.e.c..... | 159A | 12/85 | 198.5 | 206.2 | 206.9 | 9.0 | 0.3 |
| Candles..... | 159A-01 | 12/85 | 183.2 | 183.2 | 183.2 | 0.0 | 0.0 |
| Candles..... | 159A-0101 | 12/85 | 183.2 | 183.2 | 183.2 | 0.0 | 0.0 |
| Signs and advertising displays..... | 159A-04 | 12/85 | 184.1 | 192.1 | 193.4 | 7.1 | 0.7 |
| Non-electric signs and displays..... | 159A-0402 | 12/85 | 215.1 | 220.0 | 222.7 | 7.3 | 1.2 |
| Electric signs and displays..... | 159A-0404 | 12/85 | 164.3 | 176.0 | 176.0 | 7.0 | 0.0 |
| All other miscellaneous fabricated products and recyclable materials..... | 159A-09 | 12/85 | 228.2 | 238.0 | 238.1 | 13.4 | 0.0 |
| Other miscellaneous fabricated products..... | 159A-0901 | 12/85 | 235.1 | 233.5 | 233.5 | 1.7 | 0.0 |
| Reproduction of audio and video media and software..... | 159D | 12/03 | 98.7 | 106.5 | 104.2 | 6.1 | -2.2 |
| Reproduction of audio and video media and software..... | 159D-01 | 12/03 | 98.7 | 106.5 | 104.2 | 6.1 | -2.2 |
| Audio and video media reproduction..... | 159D-0102 | 12/03 | 96.3 | - | - | - | - |
| Services² | | | | | | | |
| Transportation services..... | 30 | 06/09 | 133.2 | 139.2 | 141.8 | 9.8 | 1.9 |
| Transportation of freight and mail..... | 301 | 06/09 | 141.6 | 145.7 | 146.3 | 9.4 | 0.4 |
| Rail transportation of freight and mail..... | 3011 | 12/08 | 131.9 | 134.9 | 135.2 | 6.5 | 0.2 |
| Rail transportation of freight and mail..... | 3011-01 | 12/08 | 131.9 | 134.9 | 135.2 | 6.5 | 0.2 |
| Rail transportation of freight and mail..... | 3011-0101 | 12/08 | 131.9 | 134.9 | 135.2 | 6.5 | 0.2 |
| Truck transportation of freight..... | 3012 | 06/09 | 133.8 | 140.1 | 140.9 | 13.8 | 0.6 |
| Local motor carrying..... | 3012-01 | 06/09 | 116.6 | 121.8 | 122.3 | 6.2 | 0.4 |
| Local motor carrying..... | 3012-0101 | 06/09 | 116.6 | 121.8 | 122.3 | 6.2 | 0.4 |
| Long-distance motor carrying..... | 3012-02 | 06/09 | 140.3 | 147.0 | 147.9 | 16.5 | 0.6 |
| Long-distance motor carrying..... | 3012-0201 | 06/09 | 140.3 | 147.0 | 147.9 | 16.5 | 0.6 |
| Water transportation of freight..... | 3013 | 06/09 | 116.9 | 123.2 | 122.1 | 4.4 | -0.9 |
| Deep sea water transportation of freight..... | 3013-01 | 12/08 | 115.5 | 125.8 | 123.5 | 11.1 | -1.8 |
| Deep sea water transportation of freight..... | 3013-0101 | 12/08 | 115.5 | 125.8 | 123.5 | 11.1 | -1.8 |
| Coastal and intercoastal water transportation of freight..... | 3013-02 | 12/08 | 88.6 | 92.0 | 92.1 | 1.7 | 0.1 |
| Coastal and intercoastal water transportation of freight..... | 3013-0201 | 12/08 | 88.6 | 92.0 | 92.1 | 1.7 | 0.1 |
| Great Lakes-St Lawrence Seaway water transportation of freight..... | 3013-03 | 12/08 | 126.6 | 133.9 | 134.9 | 14.3 | 0.7 |
| Great lakes-St Lawrence Seaway water transportation of freight..... | 3013-0301 | 12/08 | 126.6 | 133.9 | 134.9 | 14.3 | 0.7 |
| Inland waterways transportation of freight..... | 3013-04 | 12/08 | 86.3 | 85.1 | 85.4 | -8.7 | 0.4 |
| Inland waterways transportation of freight..... | 3013-0401 | 12/08 | 86.3 | 85.1 | 85.4 | -8.7 | 0.4 |
| Air transportation of freight..... | 3014 | 12/08 | 115.7 | 116.7 | 114.3 | -1.9 | -2.1 |
| Air transportation of freight..... | 3014-01 | 12/08 | 115.7 | 116.7 | 114.3 | -1.9 | -2.1 |
| Air transportation of freight, domestic..... | 3014-0102 | 01/16 | 106.5 | 105.3 | 106.2 | 3.4 | 0.9 |
| Air transportation of freight, international..... | 3014-0103 | 01/16 | 95.3 | 97.1 | 93.8 | -4.3 | -3.4 |
| Pipeline transportation (partial)..... | 3015 | 06/09 | 171.9 | 171.8 | 174.8 | 1.9 | 1.7 |
| Pipeline transportation of petroleum products..... | 3015-01 | 12/08 | 166.9 | 166.9 | 169.8 | 1.9 | 1.7 |
| Pipeline transportation of crude petroleum..... | 3015-0101 | 12/08 | 179.8 | 179.8 | 185.6 | 3.2 | 3.2 |
| Pipeline transportation of refined petroleum products..... | 3015-0102 | 12/08 | 152.7 | 152.6 | 152.9 | 0.5 | 0.2 |
| Courier, messenger, and U.S. postal services..... | 3016 | 06/09 | 157.2 | 157.4 | 158.0 | 5.0 | 0.4 |
| U.S. Postal Service..... | 3016-01 | 06/89 | 242.2 | 242.2 | 242.2 | 2.0 | 0.0 |
| Mailing services (market dominant services)..... | 3016-0107 | 12/12 | 117.3 | 117.3 | 117.3 | 1.7 | 0.0 |
| First class mail..... | 3016-01071 | 06/89 | 211.1 | 211.1 | 211.1 | 1.5 | 0.0 |
| Periodicals mail..... | 3016-01072 | 06/89 | 271.1 | 271.1 | 271.1 | 1.6 | 0.0 |

See footnotes at end of table.

Table 9. Producer price indexes and percent changes for commodity and service groupings and individual items, not seasonally adjusted — Continued
 [1982=100 unless otherwise indicated]

| Commodity | Commodity code | Other index base | Index | | | Percent change to July 2021 from: | |
|--|----------------|------------------|------------------------|------------------------|------------------------|-----------------------------------|-------------|
| | | | Mar. 2021 ¹ | June 2021 ¹ | July 2021 ¹ | July 2020 | June 2021 |
| Standard class mail..... | 3016-01073 | 06/89 | 264.9 | 264.9 | 264.9 | 2.2 | 0.0 |
| Package services mail..... | 3016-01074 | 06/89 | 262.1 | 262.1 | 262.1 | 1.3 | 0.0 |
| Special services and fees..... | 3016-01075 | 06/89 | 278.9 | 278.9 | 278.9 | 1.2 | 0.0 |
| Shipping services (competitive services)..... | 3016-0108 | 12/12 | 160.2 | 160.2 | 160.2 | 2.9 | 0.0 |
| Courier and messenger services, except air..... | 3016-02 | 04/09 | 177.0 | 177.2 | 177.8 | 6.1 | 0.3 |
| Courier and messenger services, except air..... | 3016-0201 | 04/09 | 177.0 | 177.2 | 177.8 | 6.1 | 0.3 |
| Air mail and package delivery services, excluding by USPS..... | 3016-03 | 04/09 | 195.1 | 195.9 | 198.4 | 10.2 | 1.3 |
| Air mail and package delivery services, excluding by USPS..... | 3016-0301 | 04/09 | 195.1 | 195.9 | 198.4 | 10.2 | 1.3 |
| Transportation of passengers (partial)..... | 302 | 06/09 | 104.3 | 116.5 | 126.0 | 11.9 | 8.2 |
| Rail transportation of passengers..... | 3021 | 12/08 | 129.9 | 130.1 | 129.8 | 1.6 | -0.2 |
| Rail transportation of passengers..... | 3021-01 | 12/08 | 129.9 | 130.1 | 129.8 | 1.6 | -0.2 |
| Rail transportation of passengers..... | 3021-0101 | 12/08 | 129.9 | 130.1 | 129.8 | 1.6 | -0.2 |
| Airline passenger services..... | 3022 | 12/08 | 95.7 | 107.2 | 116.0 | 12.1 | 8.2 |
| Airline passenger services..... | 3022-01 | 12/08 | 95.7 | 107.2 | 116.0 | 12.1 | 8.2 |
| Airline passenger services, domestic..... | 3022-0101 | 12/08 | 99.8 | 111.0 | 119.5 | 18.4 | 7.7 |
| Airline passenger services, international..... | 3022-0102 | 12/08 | 81.6 | 93.6 | 103.5 | -7.0 | 10.6 |
| Services related to transportation activities..... | 31 | 06/09 | 120.1 | 137.7 | 136.3 | 24.5 | -1.0 |
| Services related to water transportation..... | 311 | 06/09 | 127.5 | 128.6 | 128.6 | 4.3 | 0.0 |
| Towing, tugging, docking, and related services..... | 3111 | 03/09 | 121.7 | 125.4 | 125.8 | 10.5 | 0.3 |
| Towing, tugging, docking and related services..... | 3111-01 | 03/09 | 121.7 | 125.4 | 125.8 | 10.5 | 0.3 |
| Towing, tugging, docking and related services..... | 3111-0101 | 03/09 | 121.7 | 125.4 | 125.8 | 10.5 | 0.3 |
| Operation of port waterfront terminals..... | 3112 | 12/08 | 152.1 | 150.9 | 149.8 | 0.7 | -0.7 |
| Operation of port waterfront terminals..... | 3112-01 | 12/08 | 152.1 | 150.9 | 149.8 | 0.7 | -0.7 |
| Operation of port waterfront terminals..... | 3112-0101 | 12/08 | 152.1 | 150.9 | 149.8 | 0.7 | -0.7 |
| Marine cargo handling..... | 3113 | 12/08 | 126.3 | 126.2 | 126.5 | 1.7 | 0.2 |
| Marine cargo handling..... | 3113-01 | 12/08 | 126.3 | 126.2 | 126.5 | 1.7 | 0.2 |
| Marine cargo handling..... | 3113-0101 | 12/08 | 126.3 | 126.2 | 126.5 | 1.7 | 0.2 |
| Services related to air transportation..... | 312 | 04/09 | 130.7 | 133.9 | 133.2 | 13.4 | -0.5 |
| Other airport operations, excluding aircraft maintenance and repair..... | 3121 | 04/09 | 130.7 | 133.9 | 133.2 | 13.4 | -0.5 |
| Other airport operations, excluding aircraft maintenance and repair..... | 3121-01 | 04/09 | 130.7 | 133.9 | 133.2 | 13.4 | -0.5 |
| Other airport operations, excluding aircraft maintenance and repair..... | 3121-0101 | 04/09 | 130.7 | 133.9 | 133.2 | 13.4 | -0.5 |
| Other services related to transportation activities (partial)..... | 313 | 06/09 | 113.2 | 142.4 | 140.2 | 38.3 | -1.5 |
| Arrangement of freight and cargo..... | 3131 | 12/08 | 114.9 | 163.3 | 159.3 | 68.2 | -2.4 |
| Arrangement of freight and cargo..... | 3131-01 | 12/08 | 114.9 | 163.3 | 159.3 | 68.2 | -2.4 |
| Arrangement of freight and cargo..... | 3131-0101 | 12/08 | 114.9 | 163.3 | 159.3 | 68.2 | -2.4 |
| Freight forwarding..... | 3132 | 12/08 | 99.7 | 105.9 | 105.8 | 8.3 | -0.1 |
| Freight forwarding..... | 3132-01 | 12/08 | 99.7 | 105.9 | 105.8 | 8.3 | -0.1 |
| Freight forwarding..... | 3132-0101 | 12/08 | 99.7 | 105.9 | 105.8 | 8.3 | -0.1 |
| Warehousing, storage, and related services..... | 32 | 12/08 | 109.6 | 110.3 | 111.4 | 5.8 | 1.0 |
| Warehousing, storage, and related services..... | 321 | 12/08 | 109.6 | 110.3 | 111.4 | 5.8 | 1.0 |
| Warehousing, storage, and related services..... | 3211 | 12/08 | 109.6 | 110.3 | 111.4 | 5.8 | 1.0 |
| Warehousing, storage, and related services..... | 3211-01 | 12/08 | 109.6 | 110.3 | 111.4 | 5.8 | 1.0 |
| Warehousing, storage, and related services..... | 3211-0101 | 12/08 | 109.6 | 110.3 | 111.4 | 5.8 | 1.0 |
| Publishing sales, excluding software..... | 33 | 06/09 | 131.5 | 130.9 | 131.7 | 2.6 | 0.6 |
| Book, periodical, and newspaper publishing sales and subscriptions..... | 331 | 06/09 | 138.9 | 139.2 | 139.2 | 2.6 | 0.0 |
| Sales of books..... | 3311 | | 419.2 | 422.0 | 420.1 | 4.5 | -0.5 |
| Sales of textbooks..... | 3311-01 | | 694.7 | 691.1 | 700.0 | 4.9 | 1.3 |
| Sales of textbooks..... | 3311-0101 | 06/88 | 443.7 | 441.4 | 447.0 | 4.9 | 1.3 |
| Sales of technical, scientific, and professional books..... | 3311-02 | | 652.0 | 657.8 | 647.4 | 8.6 | -1.6 |
| Sales of technical, scientific, and professional books..... | 3311-0201 | 06/88 | 509.2 | 513.8 | 505.6 | 8.6 | -1.6 |
| Sales of religious books..... | 3311-03 | | 204.0 | 201.7 | 197.9 | -1.2 | -1.9 |
| Sales of religious books..... | 3311-0301 | 06/88 | 154.8 | 153.1 | 150.2 | -1.2 | -1.9 |
| Sales of general adult and juvenile books..... | 3311-04 | | 202.1 | 208.1 | 203.9 | 2.3 | -2.0 |
| Sales of general adult and juvenile books..... | 3311-0402 | | 202.1 | 208.1 | 203.9 | 2.3 | -2.0 |
| Sales of general reference books..... | 3311-05 | | 170.1 | 190.3 | 190.3 | 3.3 | 0.0 |
| Sales of general reference books..... | 3311-0501 | 06/88 | 144.8 | 162.0 | 162.0 | 3.3 | 0.0 |
| Sales of digital books..... | 3311-06 | 09/15 | 106.6 | 105.7 | 106.8 | 0.6 | 1.0 |
| Sales of digital books..... | 3311-0601 | 09/15 | 106.6 | 105.7 | 106.8 | 0.6 | 1.0 |
| Sales and subscriptions of periodicals and newspapers..... | 3312 | 06/09 | 143.3 | 142.7 | 143.4 | 0.3 | 0.5 |
| Sales and subscriptions of periodicals..... | 3312-01 | 06/07 | 119.4 | 119.4 | 119.4 | 0.3 | 0.0 |
| Sales and subscriptions of periodicals..... | 3312-0101 | 06/07 | 119.4 | 119.4 | 119.4 | 0.3 | 0.0 |
| Newspaper subscription and single copy sales..... | 3312-02 | | 521.4 | 517.8 | 522.7 | 0.4 | 0.9 |

See footnotes at end of table.

Table 9. Producer price indexes and percent changes for commodity and service groupings and individual items, not seasonally adjusted — Continued
 [1982=100 unless otherwise indicated]

| Commodity | Commodity code | Other index base | Index | | | Percent change to July 2021 from: | |
|--|----------------|------------------|------------------------|------------------------|------------------------|-----------------------------------|-------------|
| | | | Mar. 2021 ¹ | June 2021 ¹ | July 2021 ¹ | July 2020 | June 2021 |
| Newspaper subscriptions, print and online bundled..... | 3312-0203 | 09/15 | 158.4 | 159.6 | 164.9 | 9.1 | 3.3 |
| Newspaper subscriptions, print only..... | 3312-0204 | 09/15 | 158.1 | 156.8 | 157.9 | -0.4 | 0.7 |
| Directory, mailing list, and related compilations publishing sales..... | 332 | 12/08 | 125.1 | 125.4 | 125.7 | 11.6 | 0.2 |
| Directory, mailing list, and related compilations publishing sales..... | 3321 | 12/08 | 125.1 | 125.4 | 125.7 | 11.6 | 0.2 |
| Directory, mailing list, and related compilations publishing sales..... | 3321-01 | 12/08 | 125.1 | 125.4 | 125.7 | 11.6 | 0.2 |
| Directory, mailing list, and related compilations publishing sales..... | 3321-0101 | 12/08 | 125.1 | 125.4 | 125.7 | 11.6 | 0.2 |
| Greeting card publishing sales..... | 333 | 12/85 | 217.6 | 217.5 | 217.5 | 0.2 | 0.0 |
| Greeting card publishing sales..... | 3331 | 12/85 | 217.6 | 217.5 | 217.5 | 0.2 | 0.0 |
| Greeting card publishing sales..... | 3331-01 | 12/85 | 217.6 | 217.5 | 217.5 | 0.2 | 0.0 |
| Greeting card publishing sales..... | 3331-0101 | 12/85 | 217.6 | 217.5 | 217.5 | 0.2 | 0.0 |
| Calendars, yearbooks, and other miscellaneous publishing sales..... | 334 | 12/89 | 209.1 | 186.2 | 210.5 | 4.4 | 13.1 |
| Calendars, yearbooks, and other miscellaneous publishing sales..... | 3341 | 12/89 | 209.1 | 186.2 | 210.5 | 4.4 | 13.1 |
| Calendars, yearbooks, and other miscellaneous publishing sales..... | 3341-01 | 12/89 | 209.1 | 186.2 | 210.5 | 4.4 | 13.1 |
| Calendars, yearbooks, and other miscellaneous publishing sales..... | 3341-0101 | 12/89 | 209.1 | 186.2 | 210.5 | 4.4 | 13.1 |
| Internet publishing and broadcasting subscription, content access, and licensing sales..... | 335 | 12/09 | 126.4 | 125.3 | 126.5 | 2.1 | 1.0 |
| Internet publishing and broadcasting subscription, content access, and licensing sales..... | 3351 | 12/09 | 126.4 | 125.3 | 126.5 | 2.1 | 1.0 |
| Internet publishing and broadcasting subscription, content access, and licensing sales..... | 3351-01 | 12/09 | 126.4 | 125.3 | 126.5 | 2.1 | 1.0 |
| Internet publishing and broadcasting subscription, content access, and licensing sales..... | 3351-0101 | 12/09 | 126.4 | 125.3 | 126.5 | 2.1 | 1.0 |
| Software publishing..... | 34 | 06/09 | 92.5 | 96.8 | 94.4 | 1.7 | -2.5 |
| Application software publishing..... | 342 | 06/09 | 102.6 | 108.8 | 105.1 | 2.7 | -3.4 |
| Application software publishing..... | 3421 | 06/09 | 102.6 | 108.8 | 105.1 | 2.7 | -3.4 |
| Desktop and portable device application software publishing..... | 3421-01 | 12/08 | 98.1 | 100.6 | 99.9 | -0.9 | -0.7 |
| Desktop and portable device application software publishing..... | 3421-0101 | 12/08 | 98.1 | 100.6 | 99.9 | -0.9 | -0.7 |
| Application software publishing, cross-industry, vertical market, utilities, and other..... | 3421-03 | 12/08 | 117.8 | 128.7 | 121.4 | 4.6 | -5.7 |
| Application software publishing, cross-industry, vertical market, utilities, and other..... | 3421-0301 | 12/08 | 117.8 | 128.7 | 121.4 | 4.6 | -5.7 |
| Application software publishing, game software..... | 3421-04 | 12/13 | 72.1 | 73.5 | 72.8 | 10.8 | -1.0 |
| Application software publishing, game software..... | 3421-0401 | 12/13 | 72.1 | 73.5 | 72.8 | 10.8 | -1.0 |
| Network compensation from broadcast and cable television and radio..... | 35 | 06/09 | 152.4 | 152.7 | 152.7 | 4.2 | 0.0 |
| Affiliate agreements, programming sales, and retransmission fees for cable and broadcast tv..... | 351 | 06/09 | 152.3 | 152.6 | 152.6 | 4.2 | 0.0 |
| Affiliate agreements, programming sales, and retransmission fees for cable and broadcast tv..... | 3511 | 06/09 | 152.3 | 152.6 | 152.6 | 4.2 | 0.0 |
| Affiliate agreements, programming sales, and retransmission fees for cable and broadcast tv..... | 3511-01 | 12/08 | 155.2 | 155.4 | 155.4 | 4.2 | 0.0 |
| Affiliate agreements, programming sales, and retransmission fees for cable and broadcast tv..... | 3511-0101 | 12/08 | 155.2 | 155.4 | 155.4 | 4.2 | 0.0 |
| Affiliate agreements, programming sales, and retransmission fees for radio..... | 352 | 06/09 | 163.5 | 163.5 | 163.5 | 0.0 | 0.0 |
| Affiliate agreements, programming sales, and retransmission fees for radio..... | 3521 | 06/09 | 163.5 | 163.5 | 163.5 | 0.0 | 0.0 |
| Affiliate agreements, programming sales, and retransmission fees for radio..... | 3521-01 | 12/08 | 163.3 | 163.3 | 163.3 | 0.0 | 0.0 |
| Affiliate agreements, programming sales, and retransmission fees for radio..... | 3521-0101 | 12/08 | 163.3 | 163.3 | 163.3 | 0.0 | 0.0 |
| Advertising space and time sales..... | 36 | 06/09 | 96.5 | 97.6 | 97.6 | 7.6 | 0.0 |
| Advertising space sales in periodicals, newspapers, directories, and mailing lists..... | 361 | 06/09 | 100.7 | 99.9 | 98.9 | -1.8 | -1.0 |
| Advertising space sales in periodicals and newspapers..... | 3611 | 06/09 | 101.4 | 100.4 | 99.3 | -2.1 | -1.1 |
| Advertising space sales in periodicals..... | 3611-01 | | 438.2 | 435.0 | 428.9 | -2.9 | -1.4 |
| Advertising space sales in specialized, business, and professional periodicals..... | 3611-0101 | 06/99 | 151.5 | 151.5 | 151.5 | 0.8 | 0.0 |
| Advertising space sales in general and consumer periodicals..... | 3611-0102 | 06/99 | 178.5 | 177.0 | 174.1 | -3.4 | -1.6 |
| Advertising space sales in newspapers..... | 3611-02 | | 372.0 | 367.5 | 364.3 | -1.4 | -0.9 |
| Advertising space sales in newspapers, print only..... | 3611-0203 | 09/15 | 90.4 | 89.0 | 88.4 | -2.4 | -0.7 |
| Advertising space sales in newspapers, digital only and print and digital bundled..... | 3611-0204 | 09/15 | 98.9 | 99.5 | 97.7 | 4.0 | -1.8 |
| Advertising space sales in directories and mailing lists..... | 3612 | 12/08 | 100.8 | 100.8 | 100.9 | 0.1 | 0.1 |
| Advertising space sales in directories and mailing lists..... | 3612-01 | 12/08 | 100.8 | 100.8 | 100.9 | 0.1 | 0.1 |
| Advertising space sales in directories and mailing lists..... | 3612-0101 | 12/08 | 100.8 | 100.8 | 100.9 | 0.1 | 0.1 |
| Television advertising time sales..... | 362 | 06/09 | 108.9 | 107.4 | 102.9 | 6.1 | -4.2 |
| Television advertising time sales..... | 3621 | 06/09 | 108.9 | 107.4 | 102.9 | 6.1 | -4.2 |
| Broadcast and network television advertising time sales..... | 3621-01 | 12/08 | 87.5 | 92.2 | 84.7 | 8.0 | -8.1 |
| Broadcast and network television advertising time sales..... | 3621-0101 | 12/08 | 87.5 | 92.2 | 84.7 | 8.0 | -8.1 |

See footnotes at end of table.

Table 9. Producer price indexes and percent changes for commodity and service groupings and individual items, not seasonally adjusted — Continued
 [1982=100 unless otherwise indicated]

| Commodity | Commodity code | Other index base | Index | | | Percent change to July 2021 from: | |
|--|----------------|------------------|------------------------|------------------------|------------------------|-----------------------------------|-------------|
| | | | Mar. 2021 ¹ | June 2021 ¹ | July 2021 ¹ | July 2020 | June 2021 |
| Cable network advertising time sales..... | 3621-02 | 12/08 | 126.3 | 114.0 | 115.0 | 7.2 | 0.9 |
| Cable network advertising time sales..... | 3621-0201 | 12/08 | 126.3 | 114.0 | 115.0 | 7.2 | 0.9 |
| Local cable system advertising time sales..... | 3621-03 | 12/08 | 81.6 | 81.6 | 81.6 | -16.4 | 0.0 |
| Local cable system advertising time sales..... | 3621-0301 | 12/08 | 81.6 | 81.6 | 81.6 | -16.4 | 0.0 |
| Radio advertising time sales..... | 363 | 03/09 | 90.0 | 96.2 | 96.8 | 8.8 | 0.6 |
| Radio advertising time sales..... | 3631 | 03/09 | 90.0 | 96.2 | 96.8 | 8.8 | 0.6 |
| Radio advertising time sales..... | 3631-01 | 03/09 | 90.0 | 96.2 | 96.8 | 8.8 | 0.6 |
| Radio advertising time sales..... | 3631-0101 | 03/09 | 90.0 | 96.2 | 96.8 | 8.8 | 0.6 |
| Internet advertising sales, excluding Internet advertising sold by print publishers..... | 365 | 12/09 | 61.2 | 65.3 | 70.9 | 22.7 | 8.6 |
| Internet advertising sales, excluding Internet advertising sold by print publishers..... | 3651 | 12/09 | 61.2 | 65.3 | 70.9 | 22.7 | 8.6 |
| Internet advertising sales, excluding Internet advertising sold by print publishers..... | 3651-01 | 12/09 | 61.2 | 65.3 | 70.9 | 22.7 | 8.6 |
| Telecommunication, cable, and internet user services..... | 37 | 06/09 | 104.6 | 104.7 | 104.6 | 1.0 | -0.1 |
| Wired telephone services..... | 371 | 06/09 | 116.6 | 116.7 | 116.7 | -0.7 | 0.0 |
| Residential wired telephone services..... | 3711 | 06/09 | 144.6 | 144.8 | 144.8 | 1.9 | 0.0 |
| Local residential wired telephone service..... | 3711-01 | 12/08 | 149.3 | 149.3 | 149.3 | 0.0 | 0.0 |
| Local residential wired telephone service..... | 3711-0101 | 12/08 | 149.3 | 149.3 | 149.3 | 0.0 | 0.0 |
| Long distance residential wired telephone service..... | 3711-02 | 03/09 | 136.6 | 137.5 | 137.5 | 4.6 | 0.0 |
| Long distance residential wired telephone service..... | 3711-0201 | 03/09 | 136.6 | 137.5 | 137.5 | 4.6 | 0.0 |
| All-distance residential wired telephone service..... | 3711-03 | 12/11 | 141.7 | 139.8 | 139.8 | 4.5 | 0.0 |
| All-distance residential wired telephone service..... | 3711-0301 | 12/11 | 141.7 | 139.8 | 139.8 | 4.5 | 0.0 |
| Business wired telephone services..... | 3712 | 06/09 | 99.6 | 99.7 | 99.6 | -2.4 | -0.1 |
| Local business wired telephone service..... | 3712-01 | 12/08 | 125.0 | 125.7 | 125.6 | 0.4 | -0.1 |
| Local business wired telephone service..... | 3712-0101 | 12/08 | 125.0 | 125.7 | 125.6 | 0.4 | -0.1 |
| Long distance business wired telephone service..... | 3712-02 | 04/09 | 96.2 | 95.3 | 94.9 | -0.3 | -0.4 |
| Private line wired telephone service..... | 3712-04 | 12/11 | 92.6 | 92.6 | 92.6 | -4.4 | 0.0 |
| Private line wired telephone service..... | 3712-0401 | 12/11 | 92.6 | 92.6 | 92.6 | -4.4 | 0.0 |
| Other wired telephone services..... | 3713 | 12/08 | 103.2 | 103.2 | 103.2 | 0.6 | 0.0 |
| Other wired telephone services..... | 3713-01 | 12/08 | 103.2 | 103.2 | 103.2 | 0.6 | 0.0 |
| Wireless telecommunication services..... | 372 | 06/09 | 64.5 | 64.5 | 64.6 | 0.9 | 0.2 |
| Cellular phone and other wireless telecommunication services..... | 3721 | 03/09 | 63.0 | 63.0 | 63.1 | 1.0 | 0.2 |
| Cellular phone and other wireless telecommunication services..... | 3721-01 | 03/09 | 63.0 | 63.0 | 63.1 | 1.0 | 0.2 |
| Cellular phone and other wireless telecommunication services..... | 3721-0101 | 03/09 | 63.0 | 63.0 | 63.1 | 1.0 | 0.2 |
| Cable and satellite subscriber services..... | 373 | 12/08 | 145.8 | 146.4 | 146.3 | 5.5 | -0.1 |
| Cable and satellite subscriber services..... | 3731 | 12/08 | 145.8 | 146.4 | 146.3 | 5.5 | -0.1 |
| Cable and satellite subscriber services..... | 3731-01 | 12/08 | 145.8 | 146.4 | 146.3 | 5.5 | -0.1 |
| Cable and satellite subscriber services..... | 3731-0101 | 12/08 | 145.8 | 146.4 | 146.3 | 5.5 | -0.1 |
| Internet access services..... | 374 | 03/09 | 92.1 | 91.7 | 91.7 | -0.7 | 0.0 |
| Internet access services..... | 3741 | 03/09 | 92.1 | 91.7 | 91.7 | -0.7 | 0.0 |
| Residential Internet access services..... | 3741-02 | 12/11 | 89.6 | 89.4 | 89.4 | 0.7 | 0.0 |
| Residential Internet access services..... | 3741-0201 | 12/11 | 89.6 | 89.4 | 89.4 | 0.7 | 0.0 |
| Business Internet access services..... | 3741-03 | 12/11 | 99.0 | 98.3 | 98.3 | -1.9 | 0.0 |
| Business Internet access services..... | 3741-0301 | 12/11 | 99.0 | 98.3 | 98.3 | -1.9 | 0.0 |
| Bundled wired telecommunications access services..... | 375 | 12/11 | 114.9 | 115.3 | 114.4 | -0.6 | -0.8 |
| Bundled wired telecommunications access services..... | 3751 | 12/11 | 114.9 | 115.3 | 114.4 | -0.6 | -0.8 |
| Bundled wired telecommunications access services..... | 3751-01 | 12/11 | 114.9 | 115.3 | 114.4 | -0.6 | -0.8 |
| Bundled wired telecommunications access services..... | 3751-0101 | 12/11 | 114.9 | 115.3 | 114.4 | -0.6 | -0.8 |
| Data processing and related services..... | 38 | 06/09 | 105.3 | 105.2 | 106.8 | 2.6 | 1.5 |
| Data processing and related services..... | 381 | 06/09 | 105.3 | 105.2 | 106.8 | 2.6 | 1.5 |
| Data processing and related services..... | 3811 | 06/09 | 105.3 | 105.2 | 106.8 | 2.6 | 1.5 |
| Hosting, ASP and other IT infrastructure provisioning services..... | 3811-01 | 12/08 | 110.6 | 110.4 | 113.4 | 4.6 | 2.7 |
| Hosting, ASP and other IT infrastructure provisioning services..... | 3811-0101 | 12/08 | 110.6 | 110.4 | 113.4 | 4.6 | 2.7 |
| Business process management services..... | 3811-02 | 12/08 | 96.4 | 96.4 | 96.4 | 0.0 | 0.0 |
| Business process management services..... | 3811-0201 | 12/08 | 96.4 | 96.4 | 96.4 | 0.0 | 0.0 |
| Data management, information transformation and other services..... | 3811-03 | 12/08 | 99.2 | 99.2 | 99.2 | 0.2 | 0.0 |
| Data management, information transformation and other services..... | 3811-0301 | 12/08 | 99.2 | 99.2 | 99.2 | 0.2 | 0.0 |
| Credit intermediation services (partial)..... | 39 | 06/09 | 86.2 | 86.9 | 86.8 | 8.5 | -0.1 |
| Loan services (partial)..... | 391 | 06/09 | 133.3 | 133.7 | 133.2 | 14.9 | -0.4 |
| Business loans (partial)..... | 3911 | 04/09 | 191.8 | 194.2 | 194.9 | 27.0 | 0.4 |
| Business loans (partial)..... | 3911-01 | 04/09 | 191.8 | 194.2 | 194.9 | 27.0 | 0.4 |
| Business loans (partial)..... | 3911-0101 | 04/09 | 191.8 | 194.2 | 194.9 | 27.0 | 0.4 |

See footnotes at end of table.

Table 9. Producer price indexes and percent changes for commodity and service groupings and individual items, not seasonally adjusted — Continued
 [1982=100 unless otherwise indicated]

| Commodity | Commodity code | Other index base | Index | | | Percent change to July 2021 from: | |
|--|----------------|------------------|------------------------|------------------------|------------------------|-----------------------------------|-------------|
| | | | Mar. 2021 ¹ | June 2021 ¹ | July 2021 ¹ | July 2020 | June 2021 |
| Consumer loans (partial)..... | 3912 | 06/09 | 118.3 | 117.2 | 115.9 | 7.3 | -1.1 |
| Residential real estate loans (partial)..... | 3912-01 | 04/09 | 146.5 | 144.9 | 144.1 | 7.1 | -0.6 |
| Residential real estate loans, except home equity (partial)..... | 3912-0101 | 04/09 | 128.9 | 126.8 | 126.1 | 6.4 | -0.6 |
| Home equity loans (partial)..... | 3912-0102 | 04/09 | 312.5 | 316.1 | 314.4 | 10.0 | -0.5 |
| Vehicle loans (partial)..... | 3912-02 | 04/09 | 62.0 | 62.4 | 58.8 | -1.0 | -5.8 |
| Vehicle loans (partial)..... | 3912-0201 | 04/09 | 62.0 | 62.4 | 58.8 | -1.0 | -5.8 |
| Credit cards, overdraft credit, and related plans (partial)..... | 3912-03 | 04/09 | 154.1 | 153.3 | 149.9 | 10.7 | -2.2 |
| Credit cards, overdraft credit, and related plans (partial)..... | 3912-0301 | 04/09 | 154.1 | 153.3 | 149.9 | 10.7 | -2.2 |
| Other loans and loan services (partial)..... | 3913 | 04/09 | 88.3 | 90.4 | 90.6 | 4.0 | 0.2 |
| Other loans and loan services (partial)..... | 3913-01 | 04/09 | 88.3 | 90.4 | 90.6 | 4.0 | 0.2 |
| Other loans and loan services (partial)..... | 3913-0101 | 04/09 | 88.3 | 90.4 | 90.6 | 4.0 | 0.2 |
| Deposit services (partial)..... | 392 | 04/09 | 58.4 | 59.5 | 59.8 | -1.6 | 0.5 |
| Deposit services (partial)..... | 3921 | 04/09 | 58.4 | 59.5 | 59.8 | -1.6 | 0.5 |
| Deposit services (partial)..... | 3921-01 | 04/09 | 58.4 | 59.5 | 59.8 | -1.6 | 0.5 |
| Deposit services (partial)..... | 3921-0101 | 04/09 | 58.4 | 59.5 | 59.8 | -1.6 | 0.5 |
| Other credit intermediation services, including trust services (partial)..... | 393 | 04/09 | 104.2 | 104.2 | 104.0 | 4.5 | -0.2 |
| Other credit intermediation services, including trust services (partial)..... | 3931 | 04/09 | 104.2 | 104.2 | 104.0 | 4.5 | -0.2 |
| Other credit intermediation services, including trust services (partial)..... | 3931-01 | 04/09 | 104.2 | 104.2 | 104.0 | 4.5 | -0.2 |
| Other credit intermediation services, including trust services (partial)..... | 3931-0101 | 04/09 | 104.2 | 104.2 | 104.0 | 4.5 | -0.2 |
| Investment services..... | 40 | 06/09 | 206.8 | 209.9 | 212.1 | 20.3 | 1.0 |
| Securities brokerage, dealing, investment advice, and related services..... | 401 | 06/09 | 160.2 | 158.4 | 168.2 | 20.4 | 6.2 |
| Securities brokerage, dealing, investment advice, and related services..... | 4011 | 06/09 | 160.2 | 158.4 | 168.2 | 20.4 | 6.2 |
| Securities brokerage, dealing, and investment advice..... | 4011-01 | 12/08 | 118.3 | 116.7 | 124.5 | 24.4 | 6.7 |
| Securities brokerage, dealing, and investment advice..... | 4011-0101 | 12/08 | 118.3 | 116.7 | 124.5 | 24.4 | 6.7 |
| Securities brokerage and dealing related services (partial)..... | 4011-02 | 12/08 | 200.7 | 200.5 | 208.3 | 3.9 | 3.9 |
| Securities brokerage and dealing related services..... | 4011-0201 | 12/08 | 200.7 | 200.5 | 208.3 | 3.9 | 3.9 |
| Portfolio management..... | 402 | 12/08 | 269.0 | 277.9 | 272.8 | 17.9 | -1.8 |
| Portfolio management..... | 4021 | 12/08 | 269.0 | 277.9 | 272.8 | 17.9 | -1.8 |
| Portfolio management..... | 4021-01 | 12/08 | 269.0 | 277.9 | 272.8 | 17.9 | -1.8 |
| Portfolio management..... | 4021-0101 | 12/08 | 269.0 | 277.9 | 272.8 | 17.9 | -1.8 |
| Investment banking..... | 403 | 12/08 | 242.7 | 243.0 | 247.2 | 31.7 | 1.7 |
| Investment banking..... | 4031 | 12/08 | 242.7 | 243.0 | 247.2 | 31.7 | 1.7 |
| Investment banking..... | 4031-01 | 12/08 | 242.7 | 243.0 | 247.2 | 31.7 | 1.7 |
| Investment banking..... | 4031-0101 | 12/08 | 242.7 | 243.0 | 247.2 | 31.7 | 1.7 |
| Insurance and annuities..... | 41 | 06/09 | 123.9 | 124.1 | 124.3 | -0.2 | 0.2 |
| Insurance..... | 411 | 06/09 | 125.4 | 125.7 | 125.9 | -0.3 | 0.2 |
| Insurance..... | 4111 | 06/09 | 125.4 | 125.7 | 125.9 | -0.3 | 0.2 |
| Life insurance..... | 4111-01 | 03/09 | 105.5 | 105.5 | 105.6 | 0.3 | 0.1 |
| Life insurance..... | 4111-0101 | 03/09 | 105.5 | 105.5 | 105.6 | 0.3 | 0.1 |
| Disability insurance, including accidental death..... | 4111-02 | 03/09 | 102.4 | 102.4 | 102.4 | -1.4 | 0.0 |
| Disability insurance, including accidental death..... | 4111-0201 | 03/09 | 102.4 | 102.4 | 102.4 | -1.4 | 0.0 |
| Health and medical insurance..... | 4111-03 | 03/09 | 140.5 | 140.5 | 140.5 | 0.8 | 0.0 |
| Health and medical insurance..... | 4111-0301 | 03/09 | 140.5 | 140.5 | 140.5 | 0.8 | 0.0 |
| Property and casualty insurance..... | 4111-04 | 03/09 | 123.4 | 124.0 | 124.4 | -1.0 | 0.3 |
| Property and casualty insurance..... | 4111-0401 | 03/09 | 123.4 | 124.0 | 124.4 | -1.0 | 0.3 |
| Annuities..... | 412 | 03/09 | 117.2 | 117.1 | 117.2 | 0.3 | 0.1 |
| Annuities..... | 4121 | 03/09 | 117.2 | 117.1 | 117.2 | 0.3 | 0.1 |
| Annuities..... | 4121-01 | 03/09 | 117.2 | 117.1 | 117.2 | 0.3 | 0.1 |
| Annuities..... | 4121-0101 | 03/09 | 117.2 | 117.1 | 117.2 | 0.3 | 0.1 |
| Commissions and fees from sales and administration of insurance policies (partial)..... | 42 | 06/09 | 108.9 | 109.1 | 109.0 | 0.4 | -0.1 |
| Commissions from sales of insurance..... | 421 | 06/09 | 108.9 | 109.1 | 109.0 | 0.4 | -0.1 |
| Commissions from sales of insurance..... | 4211 | 06/09 | 108.9 | 109.1 | 109.0 | 0.4 | -0.1 |
| Commissions from sales of life insurance and annuities..... | 4211-01 | 06/09 | 104.7 | 104.8 | 104.7 | 2.3 | -0.1 |
| Commissions from sales of life insurance and annuities..... | 4211-0101 | 06/09 | 104.7 | 104.8 | 104.7 | 2.3 | -0.1 |
| Commissions from sales of health and medical insurance..... | 4211-02 | 06/09 | 109.4 | 109.5 | 109.5 | 0.7 | 0.0 |
| Commissions from sales of health and medical insurance..... | 4211-0201 | 06/09 | 109.4 | 109.5 | 109.5 | 0.7 | 0.0 |
| Commissions from sales of property and casualty insurance..... | 4211-03 | 06/09 | 111.5 | 111.8 | 111.7 | 0.1 | -0.1 |
| Commissions from sales of property and casualty insurance..... | 4211-0301 | 06/09 | 111.5 | 111.8 | 111.7 | 0.1 | -0.1 |
| Commissions from sales of other insurance..... | 4211-04 | 06/09 | 100.5 | 100.5 | 100.5 | 0.0 | 0.0 |
| Commissions from sales of other insurance..... | 4211-0401 | 06/09 | 100.5 | 100.5 | 100.5 | 0.0 | 0.0 |
| Real estate services (partial)..... | 43 | 06/09 | 130.3 | 133.7 | 135.3 | 6.3 | 1.2 |

See footnotes at end of table.

Table 9. Producer price indexes and percent changes for commodity and service groupings and individual items, not seasonally adjusted — Continued
 [1982=100 unless otherwise indicated]

| Commodity | Commodity code | Other index base | Index | | | Percent change to July 2021 from: | |
|--|----------------|------------------|------------------------|------------------------|------------------------|-----------------------------------|------------|
| | | | Mar. 2021 ¹ | June 2021 ¹ | July 2021 ¹ | July 2020 | June 2021 |
| Nonresidential real estate services..... | 431 | 06/09 | 118.7 | 120.6 | 122.3 | 3.8 | 1.4 |
| Nonresidential real estate rents..... | 4311 | 06/09 | 119.2 | 120.9 | 123.5 | 3.9 | 2.2 |
| Office buildings, gross rents..... | 4311-01 | 12/08 | 124.5 | 123.3 | 124.2 | 1.8 | 0.7 |
| Office buildings, gross rents..... | 4311-0101 | 12/08 | 124.5 | 123.3 | 124.2 | 1.8 | 0.7 |
| Retail properties, gross rents..... | 4311-02 | 04/09 | 113.7 | 115.6 | 121.0 | 3.0 | 4.7 |
| Retail properties, gross rents..... | 4311-0201 | 04/09 | 113.7 | 115.6 | 121.0 | 3.0 | 4.7 |
| Industrial buildings, gross rents..... | 4311-03 | 04/09 | 106.6 | 106.8 | 106.8 | 1.6 | 0.0 |
| Industrial buildings, gross rents..... | 4311-0301 | 04/09 | 106.6 | 106.8 | 106.8 | 1.6 | 0.0 |
| Self-service storage and miniwarehouses, gross rents..... | 4311-04 | 12/08 | 132.9 | 138.4 | 140.7 | 11.1 | 1.7 |
| Self-service storage and miniwarehouses, gross rents..... | 4311-0401 | 12/08 | 132.9 | 138.4 | 140.7 | 11.1 | 1.7 |
| Other nonresidential buildings, gross rents..... | 4311-05 | 12/08 | 102.3 | 119.2 | 121.4 | 19.7 | 1.8 |
| Other nonresidential buildings, gross rents..... | 4311-0501 | 12/08 | 102.3 | 119.2 | 121.4 | 19.7 | 1.8 |
| Nonresidential property sales and leases including land, brokerage fees and commissions..... | 4312 | 12/08 | 131.5 | 133.0 | 134.0 | 3.7 | 0.8 |
| Nonresidential property sales and leases including land, brokerage fees and commissions..... | 4312-01 | 12/08 | 131.5 | 133.0 | 134.0 | 3.7 | 0.8 |
| Nonresidential property sales and leases including land, brokerage fees and commissions..... | 4312-0101 | 12/08 | 131.5 | 133.0 | 134.0 | 3.7 | 0.8 |
| Nonresidential property management fees..... | 4313 | 12/08 | 88.9 | 93.3 | 87.3 | 2.5 | -6.4 |
| Nonresidential property management fees..... | 4313-01 | 12/08 | 88.9 | 93.3 | 87.3 | 2.5 | -6.4 |
| Nonresidential property management fees..... | 4313-0101 | 12/08 | 88.9 | 93.3 | 87.3 | 2.5 | -6.4 |
| Residential real estate services (partial)..... | 432 | 06/09 | 150.3 | 156.8 | 158.0 | 11.0 | 0.8 |
| Residential property sales and rental, brokerage fees and commissions..... | 4321 | 12/08 | 163.7 | 170.1 | 172.7 | 13.2 | 1.5 |
| Residential property sales and rental, brokerage fees and commissions..... | 4321-01 | 12/08 | 163.7 | 170.1 | 172.7 | 13.2 | 1.5 |
| Residential property sales and rental, brokerage fees and commissions..... | 4321-0101 | 12/08 | 163.7 | 170.1 | 172.7 | 13.2 | 1.5 |
| Residential property management fees..... | 4322 | 12/08 | 119.0 | 125.5 | 123.4 | 4.3 | -1.7 |
| Residential property management fees..... | 4322-01 | 12/08 | 119.0 | 125.5 | 123.4 | 4.3 | -1.7 |
| Residential property management fees..... | 4322-0101 | 12/08 | 119.0 | 125.5 | 123.4 | 4.3 | -1.7 |
| Real estate appraisal fees..... | 433 | 12/08 | 109.9 | 111.7 | 111.6 | 3.7 | -0.1 |
| Real estate appraisal fees..... | 4331 | 12/08 | 109.9 | 111.7 | 111.6 | 3.7 | -0.1 |
| Real estate appraisal fees..... | 4331-01 | 12/08 | 109.9 | 111.7 | 111.6 | 3.7 | -0.1 |
| Real estate appraisal fees..... | 4331-0101 | 12/08 | 109.9 | 111.7 | 111.6 | 3.7 | -0.1 |
| Rental and leasing of goods (partial)..... | 44 | 06/09 | 98.5 | 109.4 | 112.2 | 18.5 | 2.6 |
| Passenger car rental..... | 441 | 03/09 | 93.8 | 117.6 | 123.5 | 42.8 | 5.0 |
| Passenger car rental..... | 4411 | 03/09 | 93.8 | 117.6 | 123.5 | 42.8 | 5.0 |
| Passenger car rental..... | 4411-01 | 03/09 | 93.8 | 117.6 | 123.5 | 42.8 | 5.0 |
| Passenger car rental..... | 4411-0101 | 03/09 | 93.8 | 117.6 | 123.5 | 42.8 | 5.0 |
| Truck, trailer, and RV rental and leasing..... | 442 | 06/09 | 115.8 | 116.6 | 117.2 | 4.5 | 0.5 |
| Truck, trailer, and RV rental and leasing..... | 4421 | 06/09 | 108.8 | 109.6 | 110.1 | 4.5 | 0.5 |
| Truck, truck trailer and RV rental..... | 4421-01 | 12/08 | 114.8 | 118.9 | 118.2 | 7.7 | -0.6 |
| Truck, truck trailer and RV rental..... | 4421-0101 | 12/08 | 114.8 | 118.9 | 118.2 | 7.7 | -0.6 |
| Truck, truck trailer and RV leasing..... | 4421-02 | 12/08 | 112.9 | 111.4 | 113.0 | 2.4 | 1.4 |
| Truck, truck trailer and RV leasing..... | 4421-0201 | 12/08 | 112.9 | 111.4 | 113.0 | 2.4 | 1.4 |
| Construction, mining, and forestry machinery and equipment rental and leasing..... | 443 | 03/09 | 95.3 | 95.3 | 95.6 | -0.2 | 0.3 |
| Construction, mining, and forestry machinery and equipment rental and leasing..... | 4431 | 03/09 | 95.3 | 95.3 | 95.6 | -0.2 | 0.3 |
| Construction, mining, and forestry machinery and equipment rental and leasing..... | 4431-01 | 03/09 | 95.3 | 95.3 | 95.6 | -0.2 | 0.3 |
| Construction, mining, and forestry machinery and equipment rental and leasing..... | 4431-0101 | 03/09 | 95.3 | 95.3 | 95.6 | -0.2 | 0.3 |
| Professional services (partial)..... | 45 | 06/09 | 126.6 | 127.2 | 127.2 | 5.1 | 0.0 |
| Legal services..... | 451 | 03/09 | 145.1 | 146.8 | 147.2 | 3.3 | 0.3 |
| Legal services..... | 4511 | 03/09 | 145.1 | 146.8 | 147.2 | 3.3 | 0.3 |
| Legal services..... | 4511-01 | 03/09 | 145.1 | 146.8 | 147.2 | 3.3 | 0.3 |
| Legal services..... | 4511-0101 | 03/09 | 145.1 | 146.8 | 147.2 | 3.3 | 0.3 |
| Accounting services (partial)..... | 452 | 06/09 | 116.4 | 115.1 | 112.5 | 2.3 | -2.3 |
| Accounting services, excluding payroll..... | 4521 | 06/09 | 116.4 | 115.1 | 112.5 | 2.3 | -2.3 |
| Financial auditing..... | 4521-01 | 12/08 | 101.1 | 103.1 | 103.2 | 3.4 | 0.1 |
| Financial auditing..... | 4521-0101 | 12/08 | 101.1 | 103.1 | 103.2 | 3.4 | 0.1 |
| Tax preparation and planning..... | 4521-02 | 04/09 | 125.0 | 119.1 | 112.0 | -2.9 | -6.0 |
| Tax preparation and planning..... | 4521-0201 | 04/09 | 125.0 | 119.1 | 112.0 | -2.9 | -6.0 |
| Bookkeeping and compilation..... | 4521-03 | 12/08 | 123.7 | 126.1 | 127.4 | 13.1 | 1.0 |
| Bookkeeping and compilation..... | 4521-0301 | 12/08 | 123.7 | 126.1 | 127.4 | 13.1 | 1.0 |
| Other accounting services, including billing and review..... | 4521-04 | 12/08 | 111.1 | 111.8 | 111.6 | 5.1 | -0.2 |

See footnotes at end of table.

Table 9. Producer price indexes and percent changes for commodity and service groupings and individual items, not seasonally adjusted — Continued
 [1982=100 unless otherwise indicated]

| Commodity | Commodity code | Other index base | Index | | | Percent change to July 2021 from: | |
|--|----------------|------------------|------------------------|------------------------|------------------------|-----------------------------------|-------------|
| | | | Mar. 2021 ¹ | June 2021 ¹ | July 2021 ¹ | July 2020 | June 2021 |
| Other accounting services, including billing and review..... | 4521-0401 | 12/08 | 111.1 | 111.8 | 111.6 | 5.1 | -0.2 |
| Architectural and engineering services..... | 453 | 06/09 | 121.1 | 121.4 | 121.6 | 3.3 | 0.2 |
| Architectural services..... | 4531 | 03/09 | 107.3 | 107.8 | 108.1 | 1.1 | 0.3 |
| Architectural services..... | 4531-01 | 03/09 | 107.3 | 107.8 | 108.1 | 1.1 | 0.3 |
| Architectural services..... | 4531-0101 | 03/09 | 107.3 | 107.8 | 108.1 | 1.1 | 0.3 |
| Engineering services..... | 4532 | 03/09 | 123.7 | 123.9 | 124.1 | 3.6 | 0.2 |
| Engineering services..... | 4532-01 | 03/09 | 123.7 | 123.9 | 124.1 | 3.6 | 0.2 |
| Engineering services..... | 4532-0101 | 03/09 | 123.7 | 123.9 | 124.1 | 3.6 | 0.2 |
| Management, scientific, and technical consulting services..... | 454 | 06/09 | 112.1 | 112.7 | 113.4 | 15.5 | 0.6 |
| Management consulting services..... | 4541 | 06/09 | 112.1 | 112.7 | 113.4 | 15.5 | 0.6 |
| Administrative and general management consulting services..... | 4541-01 | 12/08 | 134.8 | 134.6 | 135.2 | 22.8 | 0.4 |
| Administrative and general management consulting services..... | 4541-0101 | 12/08 | 134.8 | 134.6 | 135.2 | 22.8 | 0.4 |
| Human resources consulting services..... | 4541-02 | 12/08 | 102.1 | 99.3 | 98.6 | 0.9 | -0.7 |
| Human resources consulting services..... | 4541-0201 | 12/08 | 102.1 | 99.3 | 98.6 | 0.9 | -0.7 |
| Marketing consulting services..... | 4541-03 | 12/08 | 60.5 | 64.7 | 64.7 | -3.3 | 0.0 |
| Marketing consulting services..... | 4541-0301 | 12/08 | 60.5 | 64.7 | 64.7 | -3.3 | 0.0 |
| Process, physical distribution, and logistics consulting services..... | 4541-04 | 12/08 | 101.6 | 102.5 | 106.5 | 6.0 | 3.9 |
| Process, physical distribution, and logistics consulting services..... | 4541-0401 | 12/08 | 101.6 | 102.5 | 106.5 | 6.0 | 3.9 |
| Other management consulting services..... | 4541-05 | 12/08 | 88.9 | 88.9 | 89.7 | 3.3 | 0.9 |
| Other management consulting services..... | 4541-0501 | 12/08 | 88.9 | 88.9 | 89.7 | 3.3 | 0.9 |
| Advertising and related services (partial)..... | 455 | 12/08 | 107.6 | 107.8 | 107.8 | 0.6 | 0.0 |
| Advertising agency services..... | 4551 | 12/08 | 107.6 | 107.8 | 107.8 | 0.6 | 0.0 |
| Advertising agency services..... | 4551-01 | 12/08 | 107.6 | 107.8 | 107.8 | 0.6 | 0.0 |
| Advertising agency services..... | 4551-0101 | 12/08 | 107.6 | 107.8 | 107.8 | 0.6 | 0.0 |
| Information technology (IT) technical support and consulting services (partial)..... | 456 | 12/08 | 113.0 | 113.0 | 113.0 | 0.3 | 0.0 |
| Information technology (IT) technical support and consulting services (partial)..... | 4561 | 12/08 | 113.0 | 113.0 | 113.0 | 0.3 | 0.0 |
| Information technology (IT) technical support and consulting services (partial)..... | 4561-01 | 12/08 | 113.0 | 113.0 | 113.0 | 0.3 | 0.0 |
| Information technology (IT) technical support and consulting services (partial)..... | 4561-0101 | 12/08 | 113.0 | 113.0 | 113.0 | 0.3 | 0.0 |
| Employment services..... | 46 | 06/09 | 119.2 | 121.9 | 121.8 | 3.1 | -0.1 |
| Permanent placement services..... | 461 | 03/09 | 116.4 | 118.5 | 119.0 | 2.1 | 0.4 |
| Permanent placement services..... | 4611 | 03/09 | 116.4 | 118.5 | 119.0 | 2.1 | 0.4 |
| Employment placement services..... | 4611-01 | 03/09 | 116.4 | 118.5 | 119.0 | 2.1 | 0.4 |
| Employment placement services..... | 4611-0101 | 03/09 | 116.4 | 118.5 | 119.0 | 2.1 | 0.4 |
| Executive search services..... | 462 | 12/08 | 98.6 | 99.8 | 99.2 | 1.0 | -0.6 |
| Executive search services..... | 4621 | 12/08 | 98.6 | 99.8 | 99.2 | 1.0 | -0.6 |
| Executive search services..... | 4621-01 | 12/08 | 98.6 | 99.8 | 99.2 | 1.0 | -0.6 |
| Executive search services..... | 4621-0101 | 12/08 | 98.6 | 99.8 | 99.2 | 1.0 | -0.6 |
| Staffing services..... | 463 | 06/09 | 119.7 | 122.5 | 122.4 | 3.2 | -0.1 |
| Temporary help services..... | 4631 | 03/09 | 124.4 | 128.7 | 128.7 | 4.1 | 0.0 |
| Temporary help services..... | 4631-01 | 03/09 | 124.4 | 128.7 | 128.7 | 4.1 | 0.0 |
| Temporary help services..... | 4631-0101 | 03/09 | 124.4 | 128.7 | 128.7 | 4.1 | 0.0 |
| Co-employment staffing services..... | 4632 | 12/08 | 115.4 | 116.7 | 116.5 | 2.3 | -0.2 |
| Co-employment staffing services..... | 4632-01 | 12/08 | 115.4 | 116.7 | 116.5 | 2.3 | -0.2 |
| Co-employment staffing services..... | 4632-0101 | 12/08 | 115.4 | 116.7 | 116.5 | 2.3 | -0.2 |
| Travel arrangement services (partial)..... | 47 | 06/09 | 94.9 | 98.6 | 100.0 | 5.9 | 1.4 |
| Arrangement of flights (partial)..... | 471 | 06/09 | 93.8 | 95.8 | 95.2 | -7.3 | -0.6 |
| Arrangement of international flights..... | 4711 | 12/08 | 102.9 | 106.0 | 105.3 | -0.9 | -0.7 |
| Arrangement of international flights..... | 4711-01 | 12/08 | 102.9 | 106.0 | 105.3 | -0.9 | -0.7 |
| Arrangement of international flights..... | 4711-0101 | 12/08 | 102.9 | 106.0 | 105.3 | -0.9 | -0.7 |
| Arrangement of domestic flights..... | 4712 | 12/08 | 74.1 | 74.5 | 74.0 | -17.9 | -0.7 |
| Arrangement of domestic flights (partial)..... | 4712-01 | 12/08 | 74.1 | 74.5 | 74.0 | -17.9 | -0.7 |
| Arrangement of domestic flights..... | 4712-0101 | 12/08 | 74.1 | 74.5 | 74.0 | -17.9 | -0.7 |
| Arrangement of vehicle rentals and lodging..... | 472 | 12/08 | 80.7 | 84.8 | 82.6 | -1.0 | -2.6 |
| Arrangement of vehicle rentals and lodging..... | 4721 | 12/08 | 80.7 | 84.8 | 82.6 | -1.0 | -2.6 |
| Arrangement of vehicle rentals and lodging (partial)..... | 4721-01 | 12/08 | 80.7 | 84.8 | 82.6 | -1.0 | -2.6 |
| Arrangement of vehicle rentals and lodging..... | 4721-0101 | 12/08 | 80.7 | 84.8 | 82.6 | -1.0 | -2.6 |
| Arrangement of cruises and tours..... | 473 | 12/08 | 85.4 | 98.3 | 108.5 | 67.4 | 10.4 |
| Arrangement of cruises and tours..... | 4731 | 12/08 | 85.4 | 98.3 | 108.5 | 67.4 | 10.4 |
| Arrangement of cruises and tours..... | 4731-01 | 12/08 | 85.4 | 98.3 | 108.5 | 67.4 | 10.4 |
| Arrangement of cruises and tours..... | 4731-0101 | 12/08 | 85.4 | 98.3 | 108.5 | 67.4 | 10.4 |

See footnotes at end of table.

Table 9. Producer price indexes and percent changes for commodity and service groupings and individual items, not seasonally adjusted — Continued
 [1982=100 unless otherwise indicated]

| Commodity | Commodity code | Other index base | Index | | | Percent change to July 2021 from: | |
|---|----------------|------------------|------------------------|------------------------|------------------------|-----------------------------------|-------------|
| | | | Mar. 2021 ¹ | June 2021 ¹ | July 2021 ¹ | July 2020 | June 2021 |
| Other travel arrangements (partial)..... | 474 | 12/08 | 117.0 | 117.0 | 117.0 | 0.0 | 0.0 |
| Other travel arrangements (partial)..... | 4741 | 12/08 | 117.0 | 117.0 | 117.0 | 0.0 | 0.0 |
| Other travel arrangements (partial)..... | 4741-01 | 12/08 | 117.0 | 117.0 | 117.0 | 0.0 | 0.0 |
| Other travel arrangements (partial)..... | 4741-0101 | 12/08 | 117.0 | 117.0 | 117.0 | 0.0 | 0.0 |
| Selected security services (partial)..... | 48 | 03/09 | 124.2 | 125.8 | 126.3 | 3.5 | 0.4 |
| Security guard services..... | 481 | 03/09 | 124.2 | 125.8 | 126.3 | 3.5 | 0.4 |
| Security guard services..... | 4811 | 03/09 | 124.2 | 125.8 | 126.3 | 3.5 | 0.4 |
| Security guard services..... | 4811-01 | 03/09 | 124.2 | 125.8 | 126.3 | 3.5 | 0.4 |
| Security guard services..... | 4811-0101 | 03/09 | 124.2 | 125.8 | 126.3 | 3.5 | 0.4 |
| Cleaning and building maintenance services (partial)..... | 49 | 03/09 | 112.6 | 112.8 | 114.6 | 2.0 | 1.6 |
| Janitorial services..... | 491 | 03/09 | 112.6 | 112.8 | 114.6 | 2.0 | 1.6 |
| Janitorial services..... | 4911 | 03/09 | 112.6 | 112.8 | 114.6 | 2.0 | 1.6 |
| Janitorial services..... | 4911-01 | 03/09 | 112.6 | 112.8 | 114.6 | 2.0 | 1.6 |
| Janitorial services..... | 4911-0101 | 03/09 | 112.6 | 112.8 | 114.6 | 2.0 | 1.6 |
| Waste collection and remediation services (partial)..... | 50 | 12/08 | 141.8 | 140.2 | 140.0 | 3.9 | -0.1 |
| Waste collection..... | 501 | 12/08 | 141.8 | 140.2 | 140.0 | 3.9 | -0.1 |
| Solid waste collection..... | 5011 | 12/08 | 141.8 | 140.2 | 140.0 | 3.9 | -0.1 |
| Solid waste collection..... | 5011-01 | 12/08 | 141.8 | 140.2 | 140.0 | 3.9 | -0.1 |
| Solid waste collection..... | 5011-0101 | 12/08 | 141.8 | 140.2 | 140.0 | 3.9 | -0.1 |
| Health care services..... | 51 | 06/09 | 127.4 | 127.8 | 128.8 | 3.2 | 0.8 |
| Outpatient care (partial)..... | 511 | 06/09 | 122.2 | 122.9 | 124.0 | 3.6 | 0.9 |
| Outpatient care (partial)..... | 5111 | 06/09 | 122.2 | 122.9 | 124.0 | 3.6 | 0.9 |
| Physician care..... | 5111-01 | 03/09 | 114.8 | 114.9 | 115.0 | 3.3 | 0.1 |
| Medicare patients: physician care..... | 5111-0102 | 06/14 | 112.0 | 112.0 | 112.0 | 9.2 | 0.0 |
| Medicaid patients: physician care..... | 5111-0103 | 06/14 | 87.8 | 87.8 | 87.8 | -0.7 | 0.0 |
| Private insurance patients: physician care..... | 5111-0104 | 06/14 | 106.5 | 106.6 | 106.7 | 1.2 | 0.1 |
| All other patients: physician care..... | 5111-0105 | 06/14 | 111.6 | 111.7 | 112.4 | 3.0 | 0.6 |
| Medical laboratory and diagnostic imaging center care..... | 5111-02 | 03/09 | 95.1 | 95.4 | 95.2 | -0.2 | -0.2 |
| Medical laboratory care..... | 5111-0201 | 03/09 | 91.3 | 91.4 | 91.5 | 0.1 | 0.1 |
| Medicare patients: medical laboratory care..... | 5111-02011 | 06/14 | 78.9 | 78.9 | 78.9 | 0.1 | 0.0 |
| Medicaid patients: medical laboratory care..... | 5111-02012 | 06/14 | 96.1 | 96.6 | 96.1 | -0.7 | -0.5 |
| Private insurance patients: medical laboratory care..... | 5111-02013 | 06/14 | 98.8 | 99.0 | 99.2 | 0.4 | 0.2 |
| All other patients: medical laboratory care..... | 5111-02014 | 06/14 | 101.6 | 101.6 | 101.6 | -0.6 | 0.0 |
| Diagnostic imaging center care..... | 5111-0202 | 03/09 | 100.9 | 101.6 | 100.9 | -0.7 | -0.7 |
| Medicare and Medicaid patients: diagnostic imaging center care..... | 5111-02021 | 06/14 | 93.4 | 93.4 | 93.4 | -0.2 | 0.0 |
| Private insurance and all other patients: diagnostic imaging center care..... | 5111-02024 | 06/14 | 102.7 | 103.6 | 102.7 | -0.9 | -0.9 |
| Home health and hospice care..... | 5111-03 | 12/08 | 117.2 | 117.1 | 117.3 | 1.4 | 0.2 |
| Home health and hospice care..... | 5111-0301 | 12/08 | 117.2 | 117.1 | 117.3 | 1.4 | 0.2 |
| Medicare and Medicaid patients: home health and hospice care..... | 5111-030101 | 12/08 | 113.1 | 113.1 | 113.1 | 1.1 | 0.0 |
| Medicare patients: home health and hospice care..... | 5111-0301011 | 12/08 | 109.9 | 109.9 | 109.9 | 1.9 | 0.0 |
| Medicaid patients: home health and hospice care..... | 5111-0301012 | 12/08 | 116.5 | 116.5 | 116.5 | 0.2 | 0.0 |
| Private insurance and all other patients: home health and hospice care..... | 5111-030102 | 12/08 | 131.8 | 131.2 | 132.6 | 3.0 | 1.1 |
| Private insurance patients: home health and hospice care..... | 5111-0301021 | 06/14 | 105.2 | 105.2 | 105.2 | 0.1 | 0.0 |
| All other patients: home health and hospice care..... | 5111-0301022 | 06/14 | 134.3 | 133.4 | 135.5 | 4.5 | 1.6 |
| Hospital outpatient care..... | 5111-04 | 12/08 | 138.3 | 139.8 | 143.0 | 5.5 | 2.3 |
| Hospital outpatient care..... | 5111-0401 | 12/08 | 138.3 | 139.8 | 143.0 | 5.5 | 2.3 |
| Hospital outpatient care, general medical & surgical hospitals..... | 5111-04011 | 12/08 | 137.7 | 139.1 | 142.4 | 5.6 | 2.4 |
| Medicare patients: hospital outpatient care, general medical and surgical hospitals..... | 5111-040111 | 06/14 | 112.8 | 112.7 | 112.7 | 0.4 | 0.0 |
| Medicaid patients: hospital outpatient care, general medical and surgical hospitals..... | 5111-040112 | 06/14 | 97.2 | 97.2 | 97.2 | -2.6 | 0.0 |
| Private insurance and all other patients: outpatient care, gen. medical and surgical hospitals..... | 5111-040113 | 06/14 | 121.6 | 123.1 | 126.8 | 7.2 | 3.0 |
| Dental care..... | 5111-05 | 06/10 | 122.3 | 123.0 | 122.9 | 1.0 | -0.1 |
| Private insurance patients: dental care..... | 5111-0502 | 06/14 | 113.9 | 114.4 | 114.4 | 0.6 | 0.0 |
| Private insurance patients: dental visits and consultations..... | 5111-05021 | 06/14 | 123.5 | 123.7 | 124.0 | 0.6 | 0.2 |
| Private insurance patients: dental surgical intervention services..... | 5111-05022 | 06/14 | 111.6 | 111.6 | 112.0 | 0.1 | 0.4 |
| Private insurance patients: dental non-surgical intervention services..... | 5111-05023 | 06/14 | 108.5 | 109.3 | 108.9 | 0.6 | -0.4 |
| Medicare, Medicaid and all other patients: dental care..... | 5111-0503 | 06/14 | 114.3 | 115.0 | 114.9 | 1.6 | -0.1 |
| Medicare, Medicaid and all other patients: dental visits and consultations..... | 5111-05031 | 06/14 | 117.6 | 117.6 | 117.6 | -0.3 | 0.0 |
| Medicare, Medicaid and all other patients: dental surgical intervention services..... | 5111-05032 | 06/14 | 107.7 | 107.7 | 107.7 | 2.8 | 0.0 |
| Medicare and Medicaid and all other patients: dental non-surgical intervention services..... | 5111-05033 | 06/14 | 114.3 | 115.7 | 115.5 | 2.6 | -0.2 |
| Inpatient care..... | 512 | 06/09 | 135.1 | 135.1 | 135.8 | 2.4 | 0.5 |

See footnotes at end of table.

Table 9. Producer price indexes and percent changes for commodity and service groupings and individual items, not seasonally adjusted — Continued
 [1982=100 unless otherwise indicated]

| Commodity | Commodity code | Other index base | Index | | | Percent change to July 2021 from: | |
|--|----------------|------------------|------------------------|------------------------|------------------------|-----------------------------------|------------|
| | | | Mar. 2021 ¹ | June 2021 ¹ | July 2021 ¹ | July 2020 | June 2021 |
| Inpatient care..... | 5121 | 06/09 | 135.1 | 135.1 | 135.8 | 2.4 | 0.5 |
| Hospital inpatient care..... | 5121-01 | 12/08 | 136.8 | 136.5 | 137.3 | 2.4 | 0.6 |
| Hospital inpatient care..... | 5121-0101 | 12/08 | 136.8 | 136.5 | 137.3 | 2.4 | 0.6 |
| Hospital inpatient care, general medical and surgical hospitals..... | 5121-01011 | 12/08 | 138.1 | 137.8 | 138.6 | 2.5 | 0.6 |
| Medicare patients: hospital inpatient care, general medical and surgical hospitals..... | 5121-010111 | 06/14 | 114.8 | 114.8 | 114.8 | 2.2 | 0.0 |
| Medicaid patients: hospital inpatient care, general medical and surgical hospitals..... | 5121-010112 | 06/14 | 107.6 | 107.4 | 107.4 | 1.5 | 0.0 |
| Private insur. & all other patients: hospital inpatient, general medical and surgical hospitals..... | 5121-010113 | 06/14 | 123.2 | 122.7 | 124.1 | 3.0 | 1.1 |
| Private insurance patients: hospital inpatient care, general medical and surgical hospitals..... | 5121-0101131 | 06/14 | 123.5 | 122.6 | 124.2 | 2.8 | 1.3 |
| All other patients: hospital inpatient care, general medical and surgical hospitals..... | 5121-0101132 | 06/14 | 121.9 | 123.7 | 123.7 | 3.7 | 0.0 |
| Hospital inpatient care, psychiatric & substance abuse hospitals..... | 5121-01012 | 12/08 | 121.0 | 121.3 | 122.1 | 2.1 | 0.7 |
| Hospital inpatient care, specialty hospitals..... | 5121-01013 | 12/08 | 121.8 | 121.1 | 121.5 | 0.7 | 0.3 |
| Medicare patients: hospital inpatient care, specialty hospitals..... | 5121-010131 | 06/14 | 106.9 | 107.5 | 108.8 | 2.5 | 1.2 |
| Medicaid patients: hospital inpatient care, specialty hospitals..... | 5121-010132 | 06/14 | 111.5 | 107.6 | 109.2 | 4.1 | 1.5 |
| Private insurance and all other patients: hospital inpatient care, specialty hospitals..... | 5121-010133 | 06/14 | 107.4 | 106.7 | 106.0 | -1.3 | -0.7 |
| Nursing home care..... | 5121-02 | 12/08 | 134.0 | 135.1 | 135.4 | 2.4 | 0.2 |
| Nursing home care..... | 5121-0201 | 12/08 | 134.0 | 135.1 | 135.4 | 2.4 | 0.2 |
| Medicare and Medicaid patients: Nursing home care..... | 5121-020101 | 12/08 | 130.3 | 131.6 | 131.6 | 3.7 | 0.0 |
| Medicaid patients: Nursing home care..... | 5121-0201011 | 06/12 | 127.8 | 130.1 | 130.0 | 4.6 | -0.1 |
| Medicare patients: Nursing home care..... | 5121-0201012 | 06/12 | 117.1 | 117.1 | 117.1 | 2.4 | 0.0 |
| Private insurance and all other patients: Nursing home care..... | 5121-020102 | 12/08 | 139.5 | 140.3 | 140.9 | 0.8 | 0.4 |
| Private insurance patients: Nursing home care..... | 5121-0201021 | 06/14 | 107.4 | 107.4 | 107.4 | 2.5 | 0.0 |
| All other patients: Nursing home care..... | 5121-0201022 | 06/14 | 123.2 | 124.0 | 124.7 | 0.5 | 0.6 |
| Intellectual and developmental disability center care..... | 5121-03 | 12/08 | 161.2 | 161.5 | 164.0 | 3.3 | 1.5 |
| Intellectual and developmental disability center care..... | 5121-0301 | 12/08 | 161.2 | 161.5 | 164.0 | 3.3 | 1.5 |
| Medicaid patients: Intellectual and developmental disability center care..... | 5121-030101 | 06/14 | 126.4 | 126.7 | 128.7 | 2.0 | 1.6 |
| Medicare, private ins. & all other patients: Intellectual & develop. disability center care..... | 5121-030102 | 06/14 | 124.9 | 124.9 | 126.7 | 9.3 | 1.4 |
| Sales of blood and blood products, organs, and tissues..... | 513 | 03/09 | 109.1 | 109.7 | 110.2 | 2.1 | 0.5 |
| Sales of blood and blood products, organs, and tissues..... | 5131 | 03/09 | 109.1 | 109.7 | 110.2 | 2.1 | 0.5 |
| Sales of blood and blood products, organs, and tissues..... | 5131-01 | 03/09 | 109.1 | 109.7 | 110.2 | 2.1 | 0.5 |
| Sales of blood and blood products, organs, and tissues..... | 5131-0101 | 03/09 | 109.1 | 109.7 | 110.2 | 2.1 | 0.5 |
| Accommodation services..... | 53 | 06/09 | 108.2 | 111.8 | 122.7 | 18.8 | 9.7 |
| Traveler accommodation services..... | 531 | 06/09 | 108.2 | 111.8 | 122.7 | 18.8 | 9.7 |
| Traveler accommodation services..... | 5311 | 06/09 | 108.2 | 111.8 | 122.7 | 18.8 | 9.7 |
| Guestroom or unit rental..... | 5311-01 | 03/09 | 110.5 | 114.5 | 126.6 | 20.2 | 10.6 |
| Guestroom or unit rental..... | 5311-0101 | 03/09 | 110.5 | 114.5 | 126.6 | 20.2 | 10.6 |
| Other traveler accommodation services..... | 5311-02 | 03/09 | 122.8 | 123.2 | 124.3 | 4.1 | 0.9 |
| Other traveler accommodation services..... | 5311-0201 | 03/09 | 122.8 | 123.2 | 124.3 | 4.1 | 0.9 |
| Food and beverage for immediate consumption services (partial)..... | 54 | 06/09 | 122.8 | 124.3 | 127.1 | 4.6 | 2.3 |
| Food and beverage for immediate consumption services (partial)..... | 541 | 06/09 | 122.8 | 124.3 | 127.1 | 4.6 | 2.3 |
| Food and nonalcoholic beverages for immediate consumption (partial)..... | 5411 | 04/09 | 120.1 | 121.4 | 124.5 | 4.8 | 2.6 |
| Food and nonalcoholic beverages for immediate consumption (partial)..... | 5411-01 | 04/09 | 120.1 | 121.4 | 124.5 | 4.8 | 2.6 |
| Food and nonalcoholic beverages for immediate consumption (partial)..... | 5411-0101 | 04/09 | 120.1 | 121.4 | 124.5 | 4.8 | 2.6 |
| Alcoholic beverages for immediate consumption (partial)..... | 5412 | 12/08 | 139.6 | 142.3 | 143.4 | 3.3 | 0.8 |
| Alcoholic beverages for immediate consumption (partial)..... | 5412-01 | 12/08 | 139.6 | 142.3 | 143.4 | 3.3 | 0.8 |
| Alcoholic beverages for immediate consumption (partial)..... | 5412-0101 | 12/08 | 139.6 | 142.3 | 143.4 | 3.3 | 0.8 |
| Repair and maintenance services (partial)..... | 55 | 06/09 | 135.0 | 135.6 | 136.2 | 2.6 | 0.4 |
| Commercial and industrial machinery and equipment repair and maintenance..... | 551 | 03/09 | 129.5 | 130.6 | 130.6 | 2.5 | 0.0 |
| Commercial and industrial machinery and equipment repair and maintenance..... | 5511 | 03/09 | 129.5 | 130.6 | 130.6 | 2.5 | 0.0 |
| Commercial machinery repair and maintenance..... | 5511-01 | 03/09 | 129.5 | 130.6 | 130.6 | 2.5 | 0.0 |
| Commercial machinery repair and maintenance..... | 5511-0101 | 03/09 | 129.5 | 130.6 | 130.6 | 2.5 | 0.0 |
| Motor vehicle repair and maintenance (partial)..... | 552 | 12/08 | 143.5 | 144.2 | 144.3 | 1.8 | 0.1 |
| Motor vehicle repair and maintenance (partial)..... | 5521 | 12/08 | 143.5 | 144.2 | 144.3 | 1.8 | 0.1 |
| Motor vehicle repair and maintenance (partial)..... | 5521-01 | 12/08 | 143.5 | 144.2 | 144.3 | 1.8 | 0.1 |
| Motor vehicle repair and maintenance (partial)..... | 5521-0101 | 12/08 | 143.5 | 144.2 | 144.3 | 1.8 | 0.1 |
| Ship repair and maintenance..... | 553 | 06/09 | 112.6 | 114.4 | 114.3 | 3.3 | -0.1 |
| Ship repair and maintenance..... | 5531 | 06/09 | 112.6 | 114.4 | 114.3 | 3.3 | -0.1 |
| Ship repair, military..... | 5531-01 | 12/08 | 111.1 | 111.8 | 111.7 | 2.9 | -0.1 |

See footnotes at end of table.

Table 9. Producer price indexes and percent changes for commodity and service groupings and individual items, not seasonally adjusted — Continued
 [1982=100 unless otherwise indicated]

| Commodity | Commodity code | Other index base | Index | | | Percent change to July 2021 from: | |
|---|----------------|------------------|------------------------|------------------------|------------------------|-----------------------------------|------------|
| | | | Mar. 2021 ¹ | June 2021 ¹ | July 2021 ¹ | July 2020 | June 2021 |
| Ship repair, military..... | 5531-0101 | 12/08 | 111.1 | 111.8 | 111.7 | 2.9 | -0.1 |
| Ship repair, nonmilitary..... | 5531-02 | 12/08 | 114.5 | 119.4 | 119.4 | 4.6 | 0.0 |
| Ship repair, nonmilitary..... | 5531-0201 | 12/08 | 114.5 | 119.4 | 119.4 | 4.6 | 0.0 |
| Aircraft repair and maintenance..... | 554 | 04/09 | 130.0 | 129.6 | 132.1 | 4.2 | 1.9 |
| Aircraft repair and maintenance..... | 5541 | 04/09 | 130.0 | 129.6 | 132.1 | 4.2 | 1.9 |
| Aircraft repair and maintenance..... | 5541-01 | 04/09 | 130.0 | 129.6 | 132.1 | 4.2 | 1.9 |
| Aircraft repair and maintenance..... | 5541-0101 | 04/09 | 130.0 | 129.6 | 132.1 | 4.2 | 1.9 |
| Entertainment services (partial)..... | 56 | 06/09 | 118.0 | 115.7 | 118.8 | 0.5 | 2.7 |
| Membership dues and admissions and recreation facility use fees (partial)..... | 561 | 06/09 | 128.9 | 127.1 | 126.8 | 1.4 | -0.2 |
| Membership dues and admissions and recreation facility use fees (partial)..... | 5611 | 06/09 | 128.9 | 127.1 | 126.8 | 1.4 | -0.2 |
| Membership dues..... | 5611-01 | 04/09 | 115.4 | 116.3 | 116.4 | 3.5 | 0.1 |
| Membership dues, golf courses and country clubs..... | 5611-0101 | 04/09 | 136.3 | 136.5 | 136.8 | 1.8 | 0.2 |
| Membership dues, fitness and recreational sports centers..... | 5611-0102 | 04/09 | 102.7 | 104.0 | 104.0 | 4.6 | 0.0 |
| Admissions and recreational facilities use fees (partial)..... | 5611-02 | 12/08 | 152.0 | 144.1 | 143.0 | -1.9 | -0.8 |
| Admissions and recreational facilities use fees, golf courses and country clubs..... | 5611-0201 | 12/08 | 120.8 | 109.1 | 110.6 | 5.4 | 1.4 |
| Admissions and recreational facilities use fees, fitness and recreational sports centers..... | 5611-0202 | 12/08 | 135.7 | 139.7 | 139.8 | 4.0 | 0.1 |
| Admissions and recreational facilities use fees, amusement and theme parks..... | 5611-0203 | 12/08 | 181.8 | 175.4 | 172.1 | -5.9 | -1.9 |
| Recreational activity instruction fees (partial)..... | 562 | 12/08 | 123.2 | 121.1 | 121.1 | -1.6 | 0.0 |
| Recreational activity instruction fees (partial)..... | 5621 | 12/08 | 123.2 | 121.1 | 121.1 | -1.6 | 0.0 |
| Recreational activity instruction fees (partial)..... | 5621-01 | 12/08 | 123.2 | 121.1 | 121.1 | -1.6 | 0.0 |
| Recreational activity instruction fees (partial)..... | 5621-0101 | 12/08 | 123.2 | 121.1 | 121.1 | -1.6 | 0.0 |
| Gaming receipts (partial)..... | 563 | 12/08 | 107.6 | 104.9 | 111.6 | - | 6.4 |
| Gaming receipts (partial)..... | 5631 | 12/08 | 107.6 | 104.9 | 111.6 | - | 6.4 |
| Gaming receipts (partial)..... | 5631-01 | 12/08 | 107.6 | 104.9 | 111.6 | - | 6.4 |
| Gaming receipts (partial)..... | 5631-0101 | 12/08 | 107.6 | 104.9 | 111.6 | - | 6.4 |
| Wholesale trade services..... | 57 | 06/09 | 128.3 | 132.4 | 134.8 | 8.4 | 1.8 |
| Machinery and equipment and parts and supplies wholesaling..... | 571 | 06/09 | 132.0 | 134.0 | 137.6 | 9.2 | 2.7 |
| Machinery and equipment and parts and supplies wholesaling..... | 5711 | 06/09 | 132.0 | 134.0 | 137.6 | 9.2 | 2.7 |
| Parts and supplies for machinery and equipment wholesaling..... | 5711-02 | 03/09 | 151.7 | 148.4 | 155.2 | 17.9 | 4.6 |
| Parts and supplies for machinery and equipment wholesaling..... | 5711-0201 | 03/09 | 151.7 | 148.4 | 155.2 | 17.9 | 4.6 |
| Machinery and vehicle wholesaling..... | 5711-03 | 05/19 | 89.2 | 95.3 | 95.5 | 0.3 | 0.2 |
| Machinery and vehicle wholesaling..... | 5711-0301 | 05/19 | 89.2 | 95.3 | 95.5 | 0.3 | 0.2 |
| Professional and commercial equipment wholesaling..... | 5711-04 | 05/19 | 94.4 | 95.8 | 98.1 | 6.2 | 2.4 |
| Professional and commercial equipment wholesaling..... | 5711-0401 | 05/19 | 94.4 | 95.8 | 98.1 | 6.2 | 2.4 |
| Furnishings wholesaling..... | 572 | 03/09 | 103.4 | 108.0 | 113.3 | 11.0 | 4.9 |
| Furnishings wholesaling..... | 5721 | 03/09 | 103.4 | 108.0 | 113.3 | 11.0 | 4.9 |
| Furnishings wholesaling..... | 5721-01 | 03/09 | 103.4 | 108.0 | 113.3 | 11.0 | 4.9 |
| Furnishings wholesaling..... | 5721-0101 | 03/09 | 103.4 | 108.0 | 113.3 | 11.0 | 4.9 |
| Building materials, paint, and hardware wholesaling..... | 573 | 03/09 | 106.5 | 114.2 | 115.4 | 11.3 | 1.1 |
| Building materials, paint, and hardware wholesaling..... | 5731 | 03/09 | 106.5 | 114.2 | 115.4 | 11.3 | 1.1 |
| Building materials, paint, and hardware wholesaling..... | 5731-01 | 03/09 | 106.5 | 114.2 | 115.4 | 11.3 | 1.1 |
| Building materials, paint, and hardware wholesaling..... | 5731-0101 | 03/09 | 106.5 | 114.2 | 115.4 | 11.3 | 1.1 |
| Metals, minerals, and ores wholesaling..... | 574 | 03/09 | 235.2 | 294.2 | 309.6 | 90.2 | 5.2 |
| Metals, minerals, and ores wholesaling..... | 5741 | 03/09 | 235.2 | 294.2 | 309.6 | 90.2 | 5.2 |
| Metals, minerals, and ores wholesaling..... | 5741-01 | 03/09 | 235.2 | 294.2 | 309.6 | 90.2 | 5.2 |
| Metals, minerals, and ores wholesaling..... | 5741-0101 | 03/09 | 235.2 | 294.2 | 309.6 | 90.2 | 5.2 |
| Chemicals and allied products wholesaling..... | 575 | 03/09 | 115.9 | 117.5 | 115.6 | -1.9 | -1.6 |
| Chemicals and allied products wholesaling..... | 5751 | 03/09 | 115.9 | 117.5 | 115.6 | -1.9 | -1.6 |
| Chemicals and allied products wholesaling..... | 5751-01 | 03/09 | 115.9 | 117.5 | 115.6 | -1.9 | -1.6 |
| Chemicals and allied products wholesaling..... | 5751-0101 | 03/09 | 115.9 | 117.5 | 115.6 | -1.9 | -1.6 |
| Paper and plastics products wholesaling..... | 576 | 03/09 | 151.2 | 155.3 | 156.3 | 10.5 | 0.6 |
| Paper and plastics products wholesaling..... | 5761 | 03/09 | 151.2 | 155.3 | 156.3 | 10.5 | 0.6 |
| Paper and plastics products wholesaling..... | 5761-01 | 03/09 | 151.2 | 155.3 | 156.3 | 10.5 | 0.6 |
| Paper and plastics products wholesaling..... | 5761-0101 | 03/09 | 151.2 | 155.3 | 156.3 | 10.5 | 0.6 |
| Apparel wholesaling..... | 577 | 03/09 | 114.6 | 104.8 | 109.0 | -12.5 | 4.0 |
| Apparel wholesaling..... | 5771 | 03/09 | 114.6 | 104.8 | 109.0 | -12.5 | 4.0 |
| Apparel wholesaling..... | 5771-01 | 03/09 | 114.6 | 104.8 | 109.0 | -12.5 | 4.0 |
| Apparel wholesaling..... | 5771-0101 | 03/09 | 114.6 | 104.8 | 109.0 | -12.5 | 4.0 |
| Food and alcohol wholesaling..... | 578 | 06/09 | 116.9 | 119.5 | 118.2 | 2.2 | -1.1 |

See footnotes at end of table.

Table 9. Producer price indexes and percent changes for commodity and service groupings and individual items, not seasonally adjusted — Continued
 [1982=100 unless otherwise indicated]

| Commodity | Commodity code | Other index base | Index | | | Percent change to July 2021 from: | |
|---|----------------|------------------|------------------------|------------------------|------------------------|-----------------------------------|------------|
| | | | Mar. 2021 ¹ | June 2021 ¹ | July 2021 ¹ | July 2020 | June 2021 |
| Food and alcohol wholesaling..... | 5781 | 06/09 | 116.9 | 119.5 | 118.2 | 2.2 | -1.1 |
| Food wholesaling..... | 5781-01 | 03/09 | 114.5 | 117.2 | 115.8 | 1.8 | -1.2 |
| Food wholesaling..... | 5781-0101 | 03/09 | 114.5 | 117.2 | 115.8 | 1.8 | -1.2 |
| Alcohol wholesaling..... | 5781-02 | 02/09 | 127.8 | 129.8 | 129.2 | 3.9 | -0.5 |
| Alcohol wholesaling..... | 5781-0201 | 02/09 | 127.8 | 129.8 | 129.2 | 3.9 | -0.5 |
| Other commodities wholesaling..... | 579 | 03/09 | 120.7 | 125.9 | 129.5 | 3.5 | 2.9 |
| Other commodities wholesaling..... | 5791 | 03/09 | 120.7 | 125.9 | 129.5 | 3.5 | 2.9 |
| Other commodities wholesaling..... | 5791-01 | 03/09 | 120.7 | 125.9 | 129.5 | 3.5 | 2.9 |
| Other commodities wholesaling..... | 5791-0101 | 03/09 | 120.7 | 125.9 | 129.5 | 3.5 | 2.9 |
| Retail trade services..... | 58 | 06/09 | 128.9 | 135.4 | 137.8 | 11.8 | 1.8 |
| Food and alcohol retailing..... | 581 | 03/09 | 136.4 | 136.2 | 138.2 | 0.1 | 1.5 |
| Food and alcohol retailing..... | 5811 | 03/09 | 136.4 | 136.2 | 138.2 | 0.1 | 1.5 |
| Food retailing..... | 5811-02 | 09/15 | 108.5 | 107.8 | 110.1 | 0.2 | 2.1 |
| Food retailing..... | 5811-0201 | 09/15 | 108.5 | 107.8 | 110.1 | 0.2 | 2.1 |
| Alcohol retailing..... | 5811-03 | 09/15 | 105.9 | 109.2 | 106.2 | -0.2 | -2.7 |
| Alcohol retailing..... | 5811-0301 | 09/15 | 105.9 | 109.2 | 106.2 | -0.2 | -2.7 |
| Health and beauty care retailing, including optical goods..... | 582 | 03/09 | 124.7 | 126.5 | 127.0 | 2.7 | 0.4 |
| Health and beauty care retailing, including optical goods..... | 5821 | 03/09 | 124.7 | 126.5 | 127.0 | 2.7 | 0.4 |
| Health and beauty care retailing, including optical goods..... | 5821-01 | 03/09 | 124.7 | 126.5 | 127.0 | 2.7 | 0.4 |
| Health and beauty care retailing, including optical goods..... | 5821-0101 | 03/09 | 124.7 | 126.5 | 127.0 | 2.7 | 0.4 |
| Apparel, jewelry, footwear, and accessories retailing..... | 583 | 06/09 | 113.4 | 114.2 | 118.0 | 15.5 | 3.3 |
| Apparel, jewelry, footwear, and accessories retailing..... | 5831 | 06/09 | 113.4 | 114.2 | 118.0 | 15.5 | 3.3 |
| Apparel, footwear, and accessories retailing..... | 5831-01 | 03/09 | 109.7 | 110.2 | 113.4 | 17.8 | 2.9 |
| Apparel, footwear, and accessories retailing..... | 5831-0101 | 03/09 | 109.7 | 110.2 | 113.4 | 17.8 | 2.9 |
| Jewelry retailing..... | 5831-02 | 03/09 | 121.2 | 123.9 | 130.4 | 5.1 | 5.2 |
| Jewelry retailing..... | 5831-0201 | 03/09 | 121.2 | 123.9 | 130.4 | 5.1 | 5.2 |
| Computer hardware, software, and supplies retailing..... | 584 | 03/09 | 97.4 | 96.1 | 96.0 | -4.0 | -0.1 |
| Computer hardware, software, and supplies retailing..... | 5841 | 03/09 | 97.4 | 96.1 | 96.0 | -4.0 | -0.1 |
| Computer hardware, software, and supplies retailing..... | 5841-01 | 03/09 | 97.4 | 96.1 | 96.0 | -4.0 | -0.1 |
| Computer hardware, software, and supplies retailing..... | 5841-0101 | 03/09 | 97.4 | 96.1 | 96.0 | -4.0 | -0.1 |
| TV, video, and photographic equipment and supplies retailing..... | 585 | 03/09 | 62.4 | 69.8 | 79.1 | 21.7 | 13.3 |
| TV, video, and photographic equipment and supplies retailing..... | 5851 | 03/09 | 62.4 | 69.8 | 79.1 | 21.7 | 13.3 |
| TV, video, and photographic equipment and supplies retailing..... | 5851-01 | 03/09 | 62.4 | 69.8 | 79.1 | 21.7 | 13.3 |
| TV, video, and photographic equipment and supplies retailing..... | 5851-0101 | 03/09 | 62.4 | 69.8 | 79.1 | 21.7 | 13.3 |
| Automobiles and automobile parts retailing..... | 586 | 06/09 | 119.5 | 147.7 | 162.9 | 45.7 | 10.3 |
| Automobiles and automobile parts retailing..... | 5861 | 06/09 | 119.5 | 147.7 | 162.9 | 45.7 | 10.3 |
| Automobile retailing (Partial)..... | 5861-01 | 03/09 | 110.9 | 159.9 | 185.2 | 76.7 | 15.8 |
| Automobile retailing (Partial)..... | 5861-0101 | 03/09 | 110.9 | 159.9 | 185.2 | 76.7 | 15.8 |
| Automotive parts, including tires, retailing..... | 5861-02 | 03/09 | 124.2 | 123.6 | 124.7 | 8.5 | 0.9 |
| Automotive parts, including tires, retailing..... | 5861-0201 | 03/09 | 124.2 | 123.6 | 124.7 | 8.5 | 0.9 |
| RVs, trailers, and campers retailing..... | 588 | 03/09 | 164.4 | 180.8 | 191.7 | 51.9 | 6.0 |
| RVs, trailers, and campers retailing..... | 5881 | 03/09 | 164.4 | 180.8 | 191.7 | 51.9 | 6.0 |
| RVs, trailers, and campers retailing..... | 5881-01 | 03/09 | 164.4 | 180.8 | 191.7 | 51.9 | 6.0 |
| RVs, trailers, and campers retailing..... | 5881-0101 | 03/09 | 164.4 | 180.8 | 191.7 | 51.9 | 6.0 |
| Sporting goods, including boats, retailing..... | 589 | 03/09 | 122.5 | 123.6 | 121.2 | 1.4 | -1.9 |
| Sporting goods, including boats, retailing..... | 5891 | 03/09 | 122.5 | 123.6 | 121.2 | 1.4 | -1.9 |
| Sporting goods, including boats, retailing..... | 5891-01 | 03/09 | 122.5 | 123.6 | 121.2 | 1.4 | -1.9 |
| Sporting goods, including boats, retailing..... | 5891-0101 | 03/09 | 122.5 | 123.6 | 121.2 | 1.4 | -1.9 |
| Lawn, garden, and farm equipment and supplies retailing..... | 58A | 03/09 | 115.5 | 120.9 | 121.1 | 7.2 | 0.2 |
| Lawn, garden, and farm equipment and supplies retailing..... | 58A1 | 03/09 | 115.5 | 120.9 | 121.1 | 7.2 | 0.2 |
| Lawn, garden, and farm equipment and supplies retailing..... | 58A1-01 | 03/09 | 115.5 | 120.9 | 121.1 | 7.2 | 0.2 |
| Lawn, garden, and farm equipment and supplies retailing..... | 58A1-0101 | 03/09 | 115.5 | 120.9 | 121.1 | 7.2 | 0.2 |
| Furniture retailing..... | 58B | 03/09 | 118.3 | 122.3 | 122.1 | 11.5 | -0.2 |
| Furniture retailing..... | 58B1 | 03/09 | 118.3 | 122.3 | 122.1 | 11.5 | -0.2 |
| Furniture retailing..... | 58B1-01 | 03/09 | 118.3 | 122.3 | 122.1 | 11.5 | -0.2 |
| Furniture retailing..... | 58B1-0101 | 03/09 | 118.3 | 122.3 | 122.1 | 11.5 | -0.2 |
| Flooring and floor coverings retailing..... | 58C | 03/09 | 105.9 | 110.4 | 110.3 | 12.0 | -0.1 |
| Flooring and floor coverings retailing..... | 58C1 | 03/09 | 105.9 | 110.4 | 110.3 | 12.0 | -0.1 |
| Flooring and floor coverings retailing..... | 58C1-01 | 03/09 | 105.9 | 110.4 | 110.3 | 12.0 | -0.1 |
| Flooring and floor coverings retailing..... | 58C1-0101 | 03/09 | 105.9 | 110.4 | 110.3 | 12.0 | -0.1 |

See footnotes at end of table.

Table 9. Producer price indexes and percent changes for commodity and service groupings and individual items, not seasonally adjusted — Continued
 [1982=100 unless otherwise indicated]

| Commodity | Commodity code | Other index base | Index | | | Percent change to July 2021 from: | |
|--|----------------|------------------|------------------------|------------------------|------------------------|-----------------------------------|------------|
| | | | Mar. 2021 ¹ | June 2021 ¹ | July 2021 ¹ | July 2020 | June 2021 |
| Hardware and building materials and supplies retailing..... | 58D | 03/09 | 168.6 | 209.6 | 211.3 | 55.9 | 0.8 |
| Hardware and building materials and supplies retailing..... | 58D1 | 03/09 | 168.6 | 209.6 | 211.3 | 55.9 | 0.8 |
| Hardware and building materials and supplies retailing..... | 58D1-01 | 03/09 | 168.6 | 209.6 | 211.3 | 55.9 | 0.8 |
| Hardware and building materials and supplies retailing..... | 58D1-0101 | 03/09 | 168.6 | 209.6 | 211.3 | 55.9 | 0.8 |
| Major household appliance retailing..... | 58E | 03/09 | 118.3 | 120.9 | 120.5 | 14.9 | -0.3 |
| Major household appliance retailing..... | 58E1 | 03/09 | 118.3 | 120.9 | 120.5 | 14.9 | -0.3 |
| Major household appliance retailing..... | 58E1-01 | 03/09 | 118.3 | 120.9 | 120.5 | 14.9 | -0.3 |
| Major household appliance retailing..... | 58E1-0101 | 03/09 | 118.3 | 120.9 | 120.5 | 14.9 | -0.3 |
| Fuels and lubricants retailing..... | 58F | 06/09 | 204.3 | 211.2 | 203.2 | -7.3 | -3.8 |
| Fuels and lubricants retailing..... | 58F1 | 06/09 | 204.3 | 211.2 | 203.2 | -7.3 | -3.8 |
| Automotive fuels and lubricants retailing..... | 58F1-01 | 03/09 | 264.4 | 270.9 | 265.4 | -7.1 | -2.0 |
| Automotive fuels and lubricants retailing..... | 58F1-0101 | 03/09 | 264.4 | 270.9 | 265.4 | -7.1 | -2.0 |
| Household fuels retailing..... | 58F1-02 | 03/09 | 130.9 | 144.6 | 121.0 | -8.1 | -16.3 |
| Household fuels retailing..... | 58F1-0201 | 03/09 | 130.9 | 144.6 | 121.0 | -8.1 | -16.3 |
| Cleaning supplies and paper products retailing..... | 58G | 03/09 | 136.2 | 147.4 | 145.2 | 2.3 | -1.5 |
| Cleaning supplies and paper products retailing..... | 58G1 | 03/09 | 136.2 | 147.4 | 145.2 | 2.3 | -1.5 |
| Cleaning supplies and paper products retailing..... | 58G1-01 | 03/09 | 136.2 | 147.4 | 145.2 | 2.3 | -1.5 |
| Cleaning supplies and paper products retailing..... | 58G1-0101 | 03/09 | 136.2 | 147.4 | 145.2 | 2.3 | -1.5 |
| Book retailing..... | 58H | 03/09 | 130.7 | 128.3 | 131.0 | 0.8 | 2.1 |
| Book retailing..... | 58H1 | 03/09 | 130.7 | 128.3 | 131.0 | 0.8 | 2.1 |
| Book retailing..... | 58H1-01 | 03/09 | 130.7 | 128.3 | 131.0 | 0.8 | 2.1 |
| Book retailing..... | 58H1-0101 | 03/09 | 130.7 | 128.3 | 131.0 | 0.8 | 2.1 |
| Other merchandise retailing (partial)..... | 58I | 03/09 | 120.0 | 117.6 | 118.6 | 6.1 | 0.9 |
| Other merchandise retailing (partial)..... | 58I1 | 03/09 | 120.0 | 117.6 | 118.6 | 6.1 | 0.9 |
| Other merchandise retailing (partial)..... | 58I1-01 | 03/09 | 120.0 | 117.6 | 118.6 | 6.1 | 0.9 |
| Other merchandise retailing (partial)..... | 58I1-0101 | 03/09 | 120.0 | 117.6 | 118.6 | 6.1 | 0.9 |
| Metal treatment services..... | 59 | 12/84 | 193.4 | 196.7 | 198.9 | 4.9 | 1.1 |
| Metal treatment services..... | 591 | 12/84 | 193.4 | 196.7 | 198.9 | 4.9 | 1.1 |
| Metal treatment services..... | 5911 | 12/84 | 193.4 | 196.7 | 198.9 | 4.9 | 1.1 |
| Metal plating and polishing..... | 5911-01 | 12/84 | 214.6 | 217.6 | 219.0 | 3.3 | 0.6 |
| Metal plating and polishing..... | 5911-0111 | 12/84 | 214.6 | 217.6 | 219.0 | 3.3 | 0.6 |
| Metal coating and allied services..... | 5911-02 | 12/84 | 186.7 | 191.7 | 192.8 | 7.3 | 0.6 |
| Metal coating and allied services..... | 5911-0222 | 12/84 | 186.7 | 191.7 | 192.8 | 7.3 | 0.6 |
| Metal heat treating..... | 5911-03 | 06/85 | 158.9 | 159.2 | 163.5 | 2.2 | 2.7 |
| Metal heat treating..... | 5911-0349 | 06/06 | 125.7 | 126.0 | 129.4 | 2.2 | 2.7 |
| Mining services..... | 60 | 06/85 | 216.7 | 223.8 | 226.5 | 3.3 | 1.2 |
| Mining services..... | 601 | 06/85 | 216.7 | 223.8 | 226.5 | 3.3 | 1.2 |
| Mining services..... | 6011 | 06/85 | 216.7 | 223.8 | 226.5 | 3.3 | 1.2 |
| Metal mining services..... | 6011-01 | 12/85 | 198.0 | 205.5 | 205.5 | 11.4 | 0.0 |
| Metal mining services..... | 6011-0101 | 12/85 | 198.0 | 205.5 | 205.5 | 11.4 | 0.0 |
| Support activities for coal mining..... | 6011-02 | 06/85 | 197.1 | 197.1 | 197.6 | 0.0 | 0.3 |
| Support activities for coal mining..... | 6011-0201 | 06/85 | 197.1 | 197.1 | 197.6 | 0.0 | 0.3 |
| Drilling oil and gas wells services..... | 6011-03 | 12/85 | 312.8 | 321.1 | 324.1 | 4.2 | 0.9 |
| Drilling oil and gas wells services..... | 6011-0301 | 12/85 | 312.8 | 321.1 | 324.1 | 4.2 | 0.9 |
| Support activities for oil and gas operations..... | 6011-04 | 12/85 | 184.3 | 190.9 | 193.5 | 2.9 | 1.4 |
| Support activities for oil and gas operations..... | 6011-0401 | 12/85 | 184.3 | 190.9 | 193.5 | 2.9 | 1.4 |
| Nonmetallic minerals mining services..... | 6011-05 | 06/85 | 140.6 | 140.6 | 140.6 | 0.0 | 0.0 |
| Nonmetallic minerals mining services..... | 6011-0501 | 06/85 | 140.6 | 140.6 | 140.6 | 0.0 | 0.0 |
| Contract work on textile products, apparel, and leather..... | 61 | 06/10 | 121.5 | 122.4 | 122.7 | 2.3 | 0.2 |
| Contract work on textile products and apparel..... | 611 | 06/10 | 121.6 | 122.5 | 122.9 | 2.2 | 0.3 |
| Contract work on textile products and apparel..... | 6111 | 06/10 | 121.6 | 122.5 | 122.9 | 2.2 | 0.3 |
| Contract work on textile products..... | 6111-02 | 06/87 | 199.3 | 203.1 | 202.8 | 4.6 | -0.1 |
| Commission finishing of broadwoven fabrics..... | 6111-0201 | 06/87 | 224.5 | 228.3 | 228.0 | 4.3 | -0.1 |
| Commission finishing of cotton broadwoven fabrics..... | 6111-02011 | 06/08 | 153.2 | 156.5 | 156.9 | 9.3 | 0.3 |
| Other commission finishing of broadwoven fabrics (excl. cotton & wool)..... | 6111-02012 | 06/08 | 174.9 | 177.2 | 176.4 | 0.2 | -0.5 |
| Commission knit or knit & finishing of weft & warp knit fabric..... | 6111-0204 | 12/94 | 110.9 | 114.3 | 114.1 | 6.4 | -0.2 |
| Contract work on apparel..... | 6111-03 | 06/87 | 137.7 | 137.7 | 137.8 | 0.1 | 0.1 |
| Contract work on women's, girls' and infants' apparel..... | 6111-031 | 12/11 | 109.6 | 109.6 | 109.7 | 0.0 | 0.1 |
| Contract work on women's, girls', and infants' nontailored coats, jackets, & other outerwear..... | 6111-0313 | 06/07 | 106.7 | 106.7 | 106.7 | -0.1 | 0.0 |
| Contract work on women's/girls'/infants' skirts, tailored suits/coats, underwear/nightwear, etc..... | 6111-0314 | 06/07 | 105.9 | - | - | - | - |

See footnotes at end of table.

Table 9. Producer price indexes and percent changes for commodity and service groupings and individual items, not seasonally adjusted — Continued
 [1982=100 unless otherwise indicated]

| Commodity | Commodity code | Other index base | Index | | | Percent change to July 2021 from: | |
|---|----------------|------------------|------------------------|------------------------|------------------------|-----------------------------------|------------|
| | | | Mar. 2021 ¹ | June 2021 ¹ | July 2021 ¹ | July 2020 | June 2021 |
| Contract work on men's and boys' (including unisex) apparel..... | 6111-032 | 12/11 | 112.7 | 112.7 | 112.8 | 0.1 | 0.1 |
| Contract work on men's and boys' pants, work apparel, and other outerwear. . . . | 6111-0321 | 06/07 | 105.9 | 105.9 | 105.9 | 0.0 | 0.0 |
| Contract work on men's and boys' shirts, tailored suits/coats/jackets, & underwear/nightwear..... | 6111-0323 | 06/07 | 136.0 | 136.0 | 136.0 | -0.1 | 0.0 |
| Contract & commission receipts for tanning or finishing leather owned by others. | 612 | 06/11 | 113.6 | 113.9 | 113.9 | 2.4 | 0.0 |
| Contract & commission receipts for tanning or finishing leather owned by others. | 6121 | 06/11 | 113.6 | 113.9 | 113.9 | 2.4 | 0.0 |
| Contract and commission receipts for tanning or finishing leather owned by others..... | 6121-01 | 12/97 | 149.8 | 150.2 | 150.2 | 2.5 | 0.0 |
| Contract and commission receipts for tanning or finishing leather owned by others..... | 6121-0101 | 12/97 | 149.8 | 150.2 | 150.2 | 2.5 | 0.0 |
| Construction (partial)..... | 80 | 06/09 | 125.8 | 129.5 | 130.9 | 4.6 | 1.1 |
| New nonresidential building construction..... | 801 | 06/09 | 129.2 | 132.2 | 134.4 | 4.4 | 1.7 |
| New nonresidential building construction..... | 8011 | 06/09 | 129.2 | 132.2 | 134.4 | 4.4 | 1.7 |
| New warehouse building construction..... | 8011-01 | 12/04 | 162.3 | 168.1 | 172.5 | 6.5 | 2.6 |
| New warehouse building construction..... | 8011-0101 | 12/04 | 162.3 | 168.1 | 172.5 | 6.5 | 2.6 |
| New school building construction..... | 8011-02 | 12/05 | 174.7 | 176.8 | 181.0 | 3.3 | 2.4 |
| New school building construction..... | 8011-0201 | 12/05 | 174.7 | 176.8 | 181.0 | 3.3 | 2.4 |
| New office building construction..... | 8011-03 | 06/06 | 149.5 | 153.2 | 155.2 | 5.9 | 1.3 |
| New office building construction..... | 8011-0301 | 06/06 | 149.5 | 153.2 | 155.2 | 5.9 | 1.3 |
| New industrial building construction..... | 8011-04 | 06/07 | 141.0 | 142.5 | 146.2 | 3.9 | 2.6 |
| New industrial building construction..... | 8011-0401 | 06/07 | 141.0 | 142.5 | 146.2 | 3.9 | 2.6 |
| New health care building construction..... | 8011-05 | 06/12 | 119.8 | 124.7 | 124.5 | 3.2 | -0.2 |
| New health care building construction..... | 8011-0501 | 06/12 | 119.8 | 124.7 | 124.5 | 3.2 | -0.2 |
| Maintenance and repair of nonresidential buildings (partial)..... | 802 | 04/09 | 121.4 | 127.0 | 126.6 | 4.8 | -0.3 |
| Maintenance and repair of nonresidential buildings (partial)..... | 8021 | 04/09 | 121.4 | 127.0 | 126.6 | 4.8 | -0.3 |
| Maintenance and repair of nonresidential buildings (partial)..... | 8021-01 | 04/09 | 121.4 | 127.0 | 126.6 | 4.8 | -0.3 |
| Maintenance and repair of nonresidential buildings (partial)..... | 8021-0101 | 04/09 | 121.4 | 127.0 | 126.6 | 4.8 | -0.3 |

¹ The indexes for March 2021 have been recalculated to incorporate late reports and corrections by respondents. All indexes are subject to revision 4 months after original publication.

² Due to incomplete coverage of the services sector, some services indexes in this table reflect only a portion of their wherever-provided output. These indexes are flagged using the term "partial" at the end of their titles. For more information regarding wherever-provided services indexes, go to <https://www.bls.gov/ppi/wepnotice.htm>. This webpage includes methodology documentation, a table identifying missing coverage areas for those indexes with incomplete coverage, and a concordance table between wherever-provided services indexes and Census product codes.

"-" Data not available.

n.e.c. = Not elsewhere classified.

Table 10. Producer price indexes for the net output of selected industries and industry groups, not seasonally adjusted

| Industry ¹ | Industry code | Index base | Index | | | Percent change to July 2021 from: | |
|---|---------------|------------|------------------------|------------------------|------------------------|-----------------------------------|-----------|
| | | | Mar. 2021 ² | June 2021 ² | July 2021 ² | July 2020 | June 2021 |
| Total mining, utilities, and manufacturing industries..... | | 12/06 | 130.9 | 137.6 | 138.9 | 14.4 | 0.9 |
| Total mining industries..... | | 12/84 | 183.9 | 196.9 | 205.6 | 46.8 | 4.4 |
| Oil and gas extraction..... | 211 | 12/85 | 164.0 | 179.2 | 194.6 | 118.4 | 8.6 |
| Mining (except oil & gas)..... | 212 | 12/03 | 248.4 | 264.3 | 260.7 | 7.9 | -1.4 |
| Mining support activities..... | 213 | 06/09 | 102.4 | 105.6 | 107.0 | 3.4 | 1.3 |
| Utilities..... | 221 | 12/03 | 154.1 | 169.8 | 171.7 | 18.7 | 1.1 |
| Total manufacturing industries..... | | 12/84 | 207.9 | 217.1 | 219.2 | 14.0 | 1.0 |
| Food mfg..... | 311 | 12/84 | 211.8 | 228.6 | 223.3 | 10.5 | -2.3 |
| Beverage & tobacco mfg..... | 312 | 12/03 | 166.0 | 166.2 | 167.9 | 3.6 | 1.0 |
| Textile mills..... | 313 | 12/84 | 141.7 | 146.5 | 148.5 | 10.5 | 1.4 |
| Textile product mills..... | 314 | 12/03 | 139.6 | 142.7 | 143.8 | 3.5 | 0.8 |
| Apparel manufacturing..... | 315 | 12/03 | 116.8 | 117.3 | 117.9 | 0.4 | 0.5 |
| Leather and allied product manufacturing..... | 316 | 12/84 | 179.3 | 183.4 | 187.6 | 9.6 | 2.3 |
| Wood product manufacturing..... | 321 | 12/03 | 186.4 | 219.8 | 210.2 | 44.8 | -4.4 |
| Paper manufacturing..... | 322 | 12/03 | 147.9 | 153.0 | 155.5 | 8.7 | 1.6 |
| Printing and related support activities..... | 323 | 12/03 | 122.9 | 125.8 | 125.9 | 4.3 | 0.1 |
| Petroleum and coal products manufacturing..... | 324 | 12/84 | 283.7 | 306.4 | 324.0 | 72.0 | 5.7 |
| Chemical mfg..... | 325 | 12/84 | 309.5 | 324.4 | 327.4 | 14.3 | 0.9 |
| Plastics and rubber products mfg..... | 326 | 12/84 | 200.6 | 212.6 | 218.2 | 14.0 | 2.6 |
| Nonmetallic mineral product mfg..... | 327 | 12/84 | 228.9 | 235.0 | 236.7 | 6.4 | 0.7 |
| Primary metal mfg..... | 331 | 12/84 | 244.3 | 289.2 | 306.4 | 59.7 | 5.9 |
| Fabricated metal product mfg..... | 332 | 12/84 | 216.0 | 228.2 | 231.9 | 12.8 | 1.6 |
| Machinery mfg..... | 333 | 12/03 | 144.4 | 147.5 | 149.4 | 5.2 | 1.3 |
| Computer & electronic product mfg..... | 334 | 12/03 | 90.6 | 91.0 | 91.2 | 0.6 | 0.2 |
| Electrical equipment, appliance & component mfg..... | 335 | 12/03 | 153.6 | 160.2 | 162.5 | 9.3 | 1.4 |
| Transportation equipment mfg..... | 336 | 12/03 | 127.0 | 128.3 | 128.8 | 3.0 | 0.4 |
| Furniture & related product mfg..... | 337 | 12/84 | 220.0 | 229.3 | 231.0 | 7.7 | 0.7 |
| Miscellaneous mfg..... | 339 | 12/03 | 129.9 | 131.7 | 132.0 | 2.8 | 0.2 |
| Material recyclers..... | 429930 | 12/86 | 434.3 | 488.3 | 500.5 | 72.2 | 2.5 |
| Total trade industries..... | | 12/06 | 145.6 | 151.1 | 154.1 | 9.8 | 2.0 |
| Total wholesale trade industries..... | | 12/06 | 150.4 | 155.2 | 159.2 | 9.0 | 2.6 |
| Merchant wholesalers, durable goods..... | 423 | 06/04 | 160.3 | 166.2 | 173.0 | 16.0 | 4.1 |
| Merchant wholesalers, nondurable goods..... | 424 | 06/05 | 165.7 | 169.5 | 170.6 | 0.3 | 0.6 |
| Total retail trade industries..... | | 12/06 | 142.3 | 148.6 | 150.7 | 10.9 | 1.4 |
| Motor vehicle and parts dealers..... | 441 | 12/03 | 164.2 | 178.3 | 185.3 | 18.0 | 3.9 |
| Furniture and home furnishings stores..... | 442 | 12/03 | 159.8 | 169.1 | 170.4 | 20.3 | 0.8 |
| Electronics and appliance stores..... | 443 | 12/03 | 93.0 | 94.5 | 98.0 | 4.9 | 3.7 |
| Bldg material and garden equip and supp dealers..... | 444 | 12/03 | 192.0 | 232.3 | 236.0 | 47.1 | 1.6 |
| Food and beverage stores..... | 445 | 12/99 | 208.6 | 206.8 | 207.5 | -1.0 | 0.3 |
| Health and personal care stores..... | 446 | 12/03 | 142.3 | 145.0 | 147.0 | 3.4 | 1.4 |
| Gasoline stations..... | 447 | 06/01 | 129.0 | 134.9 | 132.9 | -4.5 | -1.5 |
| Clothing and clothing accessories stores..... | 448 | 12/03 | 129.3 | 128.6 | 126.0 | 13.4 | -2.0 |
| Sporting goods hobby, book and music stores..... | 451 | 12/03 | 121.7 | 121.7 | 129.2 | 6.9 | 6.2 |
| General merchandise stores..... | 452 | 12/03 | 128.4 | 127.7 | 133.2 | 7.8 | 4.3 |
| Office supplies, stationery and gift stores..... | 4532 | 12/03 | 149.6 | 153.2 | 153.3 | 0.1 | 0.1 |
| Nonstore retailers..... | 454 | 12/03 | 184.0 | 191.5 | 182.0 | 3.7 | -5.0 |
| Transportation and warehousing industries..... | | 12/06 | 138.5 | 146.1 | 148.3 | 11.0 | 1.5 |
| Transportation industries..... | | 12/06 | 131.5 | 140.5 | 142.9 | 12.6 | 1.7 |
| Air transportation..... | 481 | 12/92 | 192.9 | 215.6 | 231.0 | 11.4 | 7.1 |
| Rail transportation..... | 482 | 12/96 | 203.3 | 207.8 | 208.3 | 6.4 | 0.2 |
| Water transportation..... | 483 | 12/03 | 140.3 | 148.2 | 146.8 | 7.3 | -0.9 |
| Truck transportation..... | 484 | 12/03 | 157.4 | 165.0 | 165.3 | 14.0 | 0.2 |
| Pipeline transportation of crude oil..... | 486110 | 06/86 | 280.1 | 280.1 | 288.7 | 3.1 | 3.1 |
| Refined petroleum product pipeline transport..... | 486910 | 06/86 | 218.0 | 217.8 | 218.4 | 0.6 | 0.3 |
| Transportation support activities..... | 488 | 12/03 | 130.0 | 146.6 | 145.7 | 21.6 | -0.6 |
| Delivery and warehouse industries..... | | 12/06 | 170.6 | 170.9 | 171.7 | 5.3 | 0.5 |
| U.S. Postal Service..... | 491 | 06/89 | 242.2 | 242.2 | 242.2 | 2.0 | 0.0 |
| Couriers and messengers..... | 492 | 12/03 | 256.3 | 256.8 | 258.6 | 7.5 | 0.7 |
| Warehousing and storage..... | 493 | 12/06 | 111.7 | 112.6 | 113.7 | 6.9 | 1.0 |
| Services less trade, transportation, and warehousing ³ | | 12/06 | 128.4 | 129.2 | 129.9 | 4.8 | 0.5 |
| Information..... | | 12/06 | 105.5 | 106.4 | 106.5 | 2.3 | 0.1 |
| Publishing industries, except Internet..... | 511 | 12/03 | 118.0 | 120.3 | 119.0 | 0.9 | -1.1 |
| Broadcasting, except Internet..... | 515 | 12/03 | 135.0 | 134.1 | 132.3 | 5.8 | -1.3 |
| Telecommunications..... | 517 | 12/03 | 101.5 | 101.6 | 101.5 | 0.6 | -0.1 |
| Data processing and related services..... | 5182 | 12/03 | 111.6 | 111.5 | 112.7 | 1.9 | 1.1 |

See footnotes at end of table.

Table 10. Producer price indexes for the net output of selected industries and industry groups, not seasonally adjusted — Continued

| Industry ¹ | Industry code | Index base | Index | | | Percent change to July 2021 from: | |
|---|---------------|------------|------------------------|------------------------|------------------------|-----------------------------------|-----------|
| | | | Mar. 2021 ² | June 2021 ² | July 2021 ² | July 2020 | June 2021 |
| Internet publishing and web search portals..... | 519130 | 12/09 | 84.1 | 87.3 | 93.6 | 16.9 | 7.2 |
| Selected health care industries..... | | 12/06 | 133.3 | 133.2 | 133.7 | 2.8 | 0.4 |
| Offices of physicians..... | 6211 | 12/96 | 142.1 | 142.2 | 142.3 | 3.4 | 0.1 |
| Offices of dentists..... | 6212 | 06/10 | 122.2 | 122.8 | 122.8 | 1.0 | 0.0 |
| Medical and diagnostic laboratories..... | 6215 | 12/03 | 103.6 | 104.0 | 103.8 | -0.2 | -0.2 |
| Home health care services..... | 6216 | 12/96 | 150.5 | 150.4 | 150.7 | 1.5 | 0.2 |
| Blood and organ banks..... | 621991 | 06/06 | 121.2 | 121.9 | 122.5 | 2.1 | 0.5 |
| Hospitals..... | 622 | 12/92 | 216.5 | 215.9 | 217.0 | 2.9 | 0.5 |
| Nursing care facilities..... | 6231 | 12/03 | 162.1 | 163.4 | 163.7 | 2.2 | 0.2 |
| Residential developmental disability homes..... | 62321 | 12/03 | 191.2 | 191.5 | 194.4 | 3.2 | 1.5 |
| Other selected services less trade, transportation, and warehousing industries..... | | 12/06 | 131.6 | 132.9 | 133.8 | 6.4 | 0.7 |
| Depository credit intermediation..... | 5221 | 12/03 | 100.5 | 101.3 | 101.2 | 9.4 | -0.1 |
| Security, commodity contracts and like activity..... | 523 | 12/03 | 224.4 | 227.8 | 229.9 | 19.9 | 0.9 |
| Insurance carriers and related activities..... | 524 | 12/03 | 143.1 | 143.3 | 143.4 | 0.0 | 0.1 |
| Lessors of nonres bldg (exc miniwarehouse)..... | 53112 | 12/03 | 129.7 | 131.1 | 134.0 | 3.7 | 2.2 |
| Lessors of miniwarehouse and self storage units..... | 53113 | 12/03 | 151.3 | 157.5 | 160.2 | 11.3 | 1.7 |
| Offices of real estate agents and brokers..... | 5312 | 12/03 | 160.1 | 165.5 | 167.9 | 11.4 | 1.5 |
| Real estate property managers..... | 53131 | 12/03 | 118.0 | 124.4 | 120.5 | 3.9 | -3.1 |
| Offices of real estate appraisers..... | 531320 | 12/03 | 104.3 | 106.1 | 106.0 | 3.7 | -0.1 |
| Automotive equipment rental and leasing..... | 5321 | 06/01 | 137.5 | 162.1 | 167.2 | 29.5 | 3.1 |
| Other heavy machinery rental and leasing..... | 532412 | 12/03 | 119.7 | 120.4 | 121.7 | 2.7 | 1.1 |
| Legal services..... | 5411 | 12/96 | 240.9 | 243.6 | 244.4 | 3.3 | 0.3 |
| Offices of certified public accountants..... | 541211 | 12/03 | 128.4 | 126.9 | 123.5 | 1.3 | -2.7 |
| Other accounting services..... | 541219 | 12/03 | 141.4 | 144.0 | 144.0 | 10.3 | 0.0 |
| Architectural, engineering and related services..... | 5413 | 12/96 | 174.4 | 174.7 | 175.1 | 3.1 | 0.2 |
| Management and technical consulting services..... | 5416 | 06/06 | 126.0 | 125.8 | 126.7 | 18.4 | 0.7 |
| Advertising agencies..... | 54181 | 12/03 | 113.9 | 114.1 | 114.1 | 0.5 | 0.0 |
| Employment services..... | 5613 | 12/96 | 147.1 | 150.6 | 150.4 | 3.1 | -0.1 |
| Travel agencies..... | 56151 | 12/03 | 95.9 | 98.9 | 100.1 | 4.4 | 1.2 |
| Security guards and patrol services..... | 561612 | 12/04 | 134.2 | 136.0 | 136.4 | 3.5 | 0.3 |
| Janitorial services..... | 56172 | 12/03 | 123.3 | 123.6 | 125.5 | 2.0 | 1.5 |
| Waste collection..... | 5621 | 12/03 | 155.3 | 153.7 | 153.7 | 3.5 | 0.0 |
| Amusement and theme parks..... | 71311 | 06/06 | 190.2 | 188.3 | 188.2 | -2.0 | -0.1 |
| Golf courses and country clubs..... | 71391 | 12/05 | 137.5 | 133.9 | 134.5 | 2.1 | 0.4 |
| Fitness and recreational sports centers..... | 71394 | 12/04 | 108.2 | 109.5 | 109.5 | 3.5 | 0.0 |
| Accommodation..... | 721 | 12/96 | 157.9 | 161.0 | 173.0 | 12.3 | 7.5 |
| Commercial machinery repair and maintenance..... | 8113 | 06/06 | 145.0 | 147.2 | 147.2 | 4.1 | 0.0 |

¹ Indexes in this table are derived from the net-output-weighted industry price indexes. Because of differences in coverage and aggregation methodology, they will generally not match the movements of similarly titled indexes which are derived from traditional commodity groupings.

² The indexes for March 2021 have been recalculated to incorporate late reports and corrections by respondents. All indexes are subject to revision 4 months after original publication.

³ Formerly titled "Total traditional service industries."

"-" Data not available.

NOTE: NAICS replaced the SIC system beginning with the release of PPI data for January 2004. See <https://www.bls.gov/ppi/ppinaics.htm> for details.

Table 11. Producer price indexes for the net output of selected industries and their products, not seasonally adjusted

| Industry and product ¹ | Industry code | Product code | Index base | Index | | | Percent change to July 2021 from: | |
|--|---------------|--------------|------------|------------------------|------------------------|------------------------|-----------------------------------|-----------|
| | | | | Mar. 2021 ² | June 2021 ² | July 2021 ² | July 2020 | June 2021 |
| Logging | 1133 | | 12/81 | 211.9 | 210.0 | 215.9 | 14.2 | 2.8 |
| Logging | 11331 | | 12/81 | 211.9 | 210.0 | 215.9 | 14.2 | 2.8 |
| Logging | 113310 | | 12/81 | 212.0 | 210.1 | 216.0 | 14.2 | 2.8 |
| Primary products..... | | 113310-P | 12/81 | 220.4 | 218.4 | 224.6 | 14.2 | 2.8 |
| Secondary products and miscellaneous receipts..... | | 113310-SM | | | | | | |
| Miscellaneous receipts..... | | 113310-M | 06/86 | 181.5 | 181.5 | 181.5 | 0.0 | 0.0 |
| Mining | | | | | | | | |
| Total mining industries..... | | | 12/84 | 183.9 | 196.9 | 205.6 | 46.8 | 4.4 |
| Oil and gas extraction..... | 211 | | 12/85 | 164.0 | 179.2 | 194.6 | 118.4 | 8.6 |
| Oil and gas extraction..... | 2111 | | 12/85 | 164.0 | 179.2 | 194.6 | 118.4 | 8.6 |
| Crude petroleum and natural gas extraction..... | 211111 | | 06/02 | 169.3 | 187.2 | 201.1 | 119.1 | 7.4 |
| Primary products..... | | 211111-P | 06/84 | 149.4 | 166.2 | 177.2 | 117.7 | 6.6 |
| Crude petroleum..... | | 211111-1 | 06/84 | 185.3 | 213.4 | 220.3 | 102.5 | 3.2 |
| Natural gas (from the wellhead)..... | | 211111-3 | 06/84 | 101.0 | 106.0 | 119.4 | 148.2 | 12.6 |
| Natural gas liquids extraction..... | 211112 | | 06/02 | 134.3 | 136.3 | 158.4 | 115.2 | 16.2 |
| Primary products..... | | 211112-P | 06/02 | 133.7 | 135.6 | 157.7 | 115.1 | 16.3 |
| Natural gas liquids..... | | 211112-1 | 06/84 | 173.4 | 171.4 | 195.7 | 102.4 | 14.2 |
| Isopentane and natural gasoline..... | | 211112-11 | 06/84 | 239.2 | 241.8 | 255.8 | 134.7 | 5.8 |
| Propane..... | | 211112-12 | 06/84 | 182.2 | 173.5 | 205.8 | 106.4 | 18.6 |
| Butane..... | | 211112-13 | 06/84 | 166.8 | 154.2 | 182.7 | 126.7 | 18.5 |
| Plant condensate, ethane, gas mixtures, and other natural gas liquids..... | | 211112-14 | 06/96 | 154.5 | 157.7 | 179.1 | 86.6 | 13.6 |
| Residue gas shipped from natural gas liquids plants..... | | 211112-3 | 06/84 | 103.2 | 109.1 | 130.3 | 137.3 | 19.4 |
| Mining (except oil & gas)..... | 212 | | 12/03 | 248.4 | 264.3 | 260.7 | 7.9 | -1.4 |
| Coal mining..... | 2121 | | 12/85 | 189.5 | 194.7 | 196.2 | 2.8 | 0.8 |
| Coal mining..... | 21211 | | 12/01 | 204.1 | 209.8 | 211.3 | 2.7 | 0.7 |
| Bituminous coal and lignite surface mining..... | 212111 | | 12/01 | 180.3 | 184.0 | 182.8 | 2.3 | -0.7 |
| Primary products..... | | 212111-P | 12/01 | 180.7 | 184.2 | 182.8 | 2.0 | -0.8 |
| Raw bituminous coal and lignite from surface mining operations..... | | 212111-1 | 12/01 | 168.0 | 180.6 | - | - | - |
| Raw bituminous coal and lignite from surface operations, for use without processing..... | | 212111-11 | 12/01 | 272.0 | - | - | - | - |
| Processed bituminous coal and lignite from surface operations..... | | 212111-3 | 12/01 | 185.0 | 185.9 | 187.1 | 2.0 | 0.6 |
| Processed bituminous coal and lignite from surface operations (wet-washing or other method)..... | | 212111-31 | 12/01 | 153.4 | 153.4 | 153.4 | 0.3 | 0.0 |
| Processed bituminous coal and lignite (mechanically crushed, screened, or sized only)..... | | 212111-35 | 12/11 | 118.4 | 119.4 | 120.5 | 2.9 | 0.9 |
| Bituminous coal underground mining..... | 212112 | | 12/01 | 219.5 | 227.6 | 233.3 | 3.3 | 2.5 |
| Primary products..... | | 212112-P | 12/01 | 219.5 | 227.7 | 233.5 | 3.5 | 2.5 |
| Processed bituminous coal shipped from underground operations..... | | 212112-3 | 12/01 | 250.2 | 259.6 | 266.2 | 3.6 | 2.5 |
| Processed bituminous coal washed by wet-washing, pneumatic, or other methods..... | | 212112-31 | 12/01 | 243.8 | 249.9 | 252.4 | -0.2 | 1.0 |
| Processed bituminous coal mechanically crushed, screened, or sized only..... | | 212112-32 | 12/01 | 264.7 | 289.0 | 315.0 | 21.2 | 9.0 |
| Secondary products and miscellaneous receipts..... | | 212112-SM | | | | | | |
| Anthracite mining..... | 212113 | | 12/79 | 307.8 | 298.5 | 298.5 | -0.8 | 0.0 |
| Primary products..... | | 212113-P | 12/79 | 301.4 | 292.0 | 292.0 | -0.8 | 0.0 |
| Processed anthracite..... | | 212113-3 | 12/79 | 366.6 | 353.1 | 353.1 | -1.0 | 0.0 |
| Secondary products and miscellaneous receipts..... | | 212113-SM2 | | | | | | |
| Metal ore mining..... | 2122 | | 12/84 | 376.8 | 432.2 | 411.9 | 18.1 | -4.7 |
| Iron ore mining..... | 21221 | | 12/84 | 153.5 | 159.8 | 183.1 | 23.6 | 14.6 |
| Iron ore mining..... | 212210 | | 12/84 | 153.5 | 159.8 | 183.1 | 23.6 | 14.6 |
| Primary products..... | | 212210-P | 12/84 | 157.2 | 163.7 | 187.5 | 23.7 | 14.5 |
| Iron ore (including crude, concentrates, agglomerates and pellets)..... | | 212210-0 | 12/97 | 162.9 | 169.7 | 194.4 | 23.7 | 14.6 |
| Copper, nickel, lead & zinc mining..... | 21223 | | 06/88 | 440.3 | - | - | - | - |
| Copper, nickel, lead and zinc mining..... | 212230 | | 06/88 | 453.5 | - | - | - | - |
| Primary products..... | | 212230-P | 12/03 | 404.1 | - | - | - | - |
| Secondary products and miscellaneous receipts..... | | 212230-SM | | | | | | |
| Other metal ore mining..... | 21229 | | 12/85 | 657.3 | - | - | - | - |
| Other metal ore mining..... | 212290 | | 12/85 | 2,170.4 | - | - | - | - |
| Primary products..... | | 212290-P | 12/03 | 1,668.1 | - | - | - | - |
| Other metal ores, including uranium..... | | 212290-1 | 12/03 | 1,668.1 | - | - | - | - |
| Secondary products and miscellaneous receipts..... | | 212290-SM2 | | | | | | |
| Nonmetallic mineral mining & quarrying..... | 2123 | | 12/84 | 302.5 | 306.2 | 307.4 | 3.1 | 0.4 |

See footnotes at end of table.

Table 11. Producer price indexes for the net output of selected industries and their products, not seasonally adjusted — Continued

| Industry and product ¹ | Industry code | Product code | Index base | Index | | | Percent change to July 2021 from: | |
|---|---------------|--------------|------------|------------------------|------------------------|------------------------|-----------------------------------|-----------|
| | | | | Mar. 2021 ² | June 2021 ² | July 2021 ² | July 2020 | June 2021 |
| Stone mining & quarrying..... | 21231 | | 12/84 | 335.8 | 339.6 | 340.9 | 4.6 | 0.4 |
| Dimension stone mining and quarrying..... | 212311 | | 06/85 | 265.6 | 265.6 | 265.6 | 1.2 | 0.0 |
| Primary products..... | | 212311-P | 06/85 | 251.9 | 251.9 | 251.9 | 1.0 | 0.0 |
| Dimension stone..... | | 212311-0 | 06/85 | 251.9 | 251.9 | 251.9 | 1.0 | 0.0 |
| Secondary products and miscellaneous receipts..... | | 212311-SM | | | | | | |
| Crushed and broken limestone mining..... | 212312 | | 12/83 | 340.0 | 341.8 | 343.9 | 5.2 | 0.6 |
| Primary products..... | | 212312-P | 12/83 | 345.6 | 348.5 | 349.8 | 5.5 | 0.4 |
| Crushed and broken limestone..... | | 212312-0 | 12/83 | 345.6 | 348.5 | 349.8 | 5.5 | 0.4 |
| Secondary products and miscellaneous receipts..... | | 212312-SM | | | | | | |
| Crushed and broken granite mining..... | 212313 | | 12/83 | 446.0 | 449.5 | 452.1 | 4.2 | 0.6 |
| Primary products..... | | 212313-P | 12/83 | 449.3 | 452.8 | 455.6 | 3.8 | 0.6 |
| Crushed and broken granite..... | | 212313-0 | 12/83 | 449.3 | 452.8 | 455.6 | 3.8 | 0.6 |
| Secondary products and miscellaneous receipts..... | | 212313-SM | | | | | | |
| Other crushed and broken stone mining..... | 212319 | | 12/83 | 293.7 | 307.6 | 304.5 | 2.6 | -1.0 |
| Primary products..... | | 212319-P | 12/83 | 299.3 | 313.9 | 311.2 | 3.1 | -0.9 |
| Bituminous limestone and sandstone, and other crushed and broken stone..... | | 212319-0 | 12/83 | 299.3 | 313.9 | 311.2 | 3.1 | -0.9 |
| Secondary products and miscellaneous receipts..... | | 212319-SM | | | | | | |
| Sand/gravel/clay/refractory minerals mining..... | 21232 | | 12/03 | 199.0 | 201.3 | 201.2 | 2.7 | 0.0 |
| Construction sand and gravel mining..... | 212321 | | 06/82 | 410.1 | 416.7 | 416.6 | 3.6 | 0.0 |
| Primary products..... | | 212321-P | 06/82 | 418.5 | 425.3 | 424.9 | 3.5 | -0.1 |
| Construction sand and gravel (run of pit/bank, washed, screened, etc)..... | | 212321-0 | 06/82 | 418.5 | 425.3 | 424.9 | 3.5 | -0.1 |
| Construction sand and gravel, Midwest..... | | 212321-02 | 12/12 | 153.4 | 155.5 | 155.5 | 3.5 | 0.0 |
| Construction sand and gravel, West..... | | 212321-04 | 12/12 | 147.9 | 151.1 | 151.1 | 5.0 | 0.0 |
| Secondary products and miscellaneous receipts..... | | 212321-SM | | | | | | |
| Miscellaneous receipts..... | | 212321-M | 06/82 | 413.1 | 413.1 | 413.1 | 0.5 | 0.0 |
| Industrial sand mining..... | 212322 | | 06/82 | 274.8 | 274.8 | 274.8 | 3.2 | 0.0 |
| Primary products..... | | 212322-P | 06/82 | 278.4 | 278.5 | 278.5 | 3.2 | 0.0 |
| Other industrial sand..... | | 212322-9 | 06/82 | 162.3 | 162.4 | 162.4 | 3.8 | 0.0 |
| All other industrial sand..... | | 212322-92 | 12/12 | 148.0 | 148.1 | 148.1 | 2.3 | 0.0 |
| Kaolin and ball clay mining..... | 212324 | | 06/84 | 229.5 | 231.9 | 231.9 | -0.1 | 0.0 |
| Primary products..... | | 212324-P | 06/84 | 227.6 | 230.0 | 230.0 | -0.1 | 0.0 |
| Kaolin and ball clay..... | | 212324-0 | 06/84 | 227.6 | 230.0 | 230.0 | -0.1 | 0.0 |
| Clay, ceramic, and refractory minerals mining..... | 212325 | | 06/84 | 221.4 | 220.1 | 219.5 | -2.4 | -0.3 |
| Primary products..... | | 212325-P | 06/84 | 226.0 | 224.7 | 224.1 | -2.4 | -0.3 |
| Bentonite..... | | 212325-5 | 06/84 | 181.7 | 186.4 | 185.0 | 1.8 | -0.8 |
| Secondary products and miscellaneous receipts..... | | 212325-SM | | | | | | |
| Other nonmetallic mineral mining & quarrying..... | 21239 | | 12/84 | 230.2 | 233.9 | 236.7 | 0.0 | 1.2 |
| Potash, soda, and borate mineral mining..... | 212391 | | 12/84 | 270.3 | 279.8 | 284.3 | 0.1 | 1.6 |
| Primary products..... | | 212391-P | 12/84 | 270.1 | 279.7 | 284.3 | 0.1 | 1.6 |
| Sodium carbonate and sulfate..... | | 212391-3 | 12/84 | 192.0 | 201.3 | 203.2 | -2.4 | 0.9 |
| Secondary products and miscellaneous receipts..... | | 212391-SM1 | | | | | | |
| Other chemical and fertilizer mineral mining..... | 212393 | | 12/89 | 205.8 | 210.5 | 209.0 | -0.8 | -0.7 |
| Primary products..... | | 212393-P | 12/89 | 200.3 | 204.9 | 203.4 | -0.9 | -0.7 |
| Rock salt..... | | 212393-3 | 12/84 | 395.0 | 404.1 | 401.1 | -1.0 | -0.7 |
| Secondary products and miscellaneous receipts..... | | 212393-SM | | | | | | |
| All other nonmetallic mineral mining..... | 212399 | | 06/85 | 315.5 | 304.7 | 309.7 | 0.6 | 1.6 |
| Primary products..... | | 212399-P | 06/85 | 320.2 | 309.3 | 314.4 | 0.6 | 1.6 |
| All other nonmetallic minerals..... | | 212399-A | 06/85 | 320.2 | 309.3 | 314.4 | 0.6 | 1.6 |
| Mining support activities..... | 213 | | 06/09 | 102.4 | 105.6 | 107.0 | 3.4 | 1.3 |
| Mining support activities..... | 2131 | | 06/09 | 102.4 | 105.6 | 107.0 | 3.4 | 1.3 |
| Mining support activities..... | 21311 | | 06/09 | 102.4 | 105.6 | 107.0 | 3.4 | 1.3 |
| Drilling oil and gas wells..... | 213111 | | 12/85 | 310.2 | 318.5 | 321.4 | 4.2 | 0.9 |
| Primary services..... | | 213111-P | 12/85 | 308.1 | 316.3 | 319.2 | 4.2 | 0.9 |
| Oil and gas well directional drilling control..... | | 213111-03 | 12/03 | 107.3 | 107.3 | 108.9 | -3.4 | 1.5 |
| Drilling oil and gas wells, including drilling in, spudding in or tailing in..... | | 213111-04 | 12/85 | 293.6 | 304.0 | 306.6 | 6.8 | 0.9 |
| Reworking oil and gas wells..... | | 213111-05 | 12/92 | 371.9 | 371.9 | 374.7 | -3.0 | 0.8 |
| Support activities for oil and gas operations..... | 213112 | | 12/85 | 180.5 | 186.6 | 189.4 | 3.1 | 1.5 |
| Primary services..... | | 213112-P | 12/85 | 182.6 | 188.9 | 191.6 | 2.9 | 1.4 |
| Oil and gas field support services..... | | 213112-0 | 12/85 | 182.6 | 188.9 | 191.6 | 2.9 | 1.4 |
| Secondary products and miscellaneous receipts..... | | 213112-SM | | | | | | |
| Support activities for coal mining..... | 213113 | | 06/85 | 195.4 | 195.4 | 195.9 | 0.0 | 0.3 |
| Primary services..... | | 213113-P | 06/85 | 197.1 | 197.1 | 197.5 | -0.1 | 0.2 |

See footnotes at end of table.

Table 11. Producer price indexes for the net output of selected industries and their products, not seasonally adjusted — Continued

| Industry and product ¹ | Industry code | Product code | Index base | Index | | | Percent change to July 2021 from: | |
|--|---------------|--------------|------------|------------------------|------------------------|------------------------|-----------------------------------|-----------|
| | | | | Mar. 2021 ² | June 2021 ² | July 2021 ² | July 2020 | June 2021 |
| Support activities for coal mining - Continued | | | | | | | | |
| Coal mining services..... | | 213113-0 | 06/85 | 197.1 | 197.1 | 197.5 | -0.1 | 0.2 |
| Support activities for metal mining..... | 213114 | | 12/85 | 195.8 | 203.2 | 203.2 | 11.4 | 0.0 |
| Primary services..... | | 213114-P | 12/85 | 198.1 | 205.6 | 205.6 | 11.4 | 0.0 |
| Metal mining services..... | | 213114-0 | 12/85 | 198.1 | 205.6 | 205.6 | 11.4 | 0.0 |
| Support activities for nonmetallic minerals (except fuels) mining..... | 213115 | | 06/85 | 146.0 | 146.0 | 146.0 | 0.0 | 0.0 |
| Primary services..... | | 213115-P | 06/85 | 140.6 | 140.6 | 140.6 | 0.0 | 0.0 |
| Nonmetallic minerals (except fuels) mining support activity..... | | 213115-0 | 06/85 | 140.6 | 140.6 | 140.6 | 0.0 | 0.0 |
| Utilities..... | 221 | | 12/03 | 154.1 | 169.8 | 171.7 | 18.7 | 1.1 |
| Electric power generation, transmission, and distribution..... | 2211 | | 12/03 | 156.6 | 174.1 | 174.2 | 16.4 | 0.1 |
| Electric power generation..... | 22111 | | 12/03 | 154.3 | 195.4 | 191.0 | 42.5 | -2.3 |
| Electric power generation..... | 221110 | | 12/03 | 154.3 | 195.4 | 191.0 | 42.5 | -2.3 |
| Primary products..... | | 221110-P | 12/03 | 156.6 | 201.3 | 195.9 | 43.1 | -2.7 |
| Utilities..... | | 221110-4 | 12/03 | 175.0 | 184.8 | 207.7 | 42.2 | 12.4 |
| Non-utilities..... | | 221110-5 | 12/03 | 123.4 | 200.2 | 165.9 | 44.4 | -17.1 |
| Secondary products and miscellaneous receipts..... | | 221110-SM | | | | | | |
| Electric power transmission, control, and distribution..... | 22112 | | 12/03 | 155.9 | 163.4 | 165.5 | 7.1 | 1.3 |
| Electric bulk power transmission and control..... | 221121 | | 12/03 | 185.0 | 186.7 | 192.4 | 9.8 | 3.1 |
| Primary products..... | | 221121-P | 12/03 | 185.4 | 187.1 | 192.8 | 9.8 | 3.0 |
| Electric bulk power transmission and control..... | | 221121-3 | 12/03 | 185.4 | 187.1 | 192.8 | 9.8 | 3.0 |
| Electric power distribution..... | 221122 | | 12/03 | 154.9 | 162.6 | 164.6 | 7.0 | 1.2 |
| Primary products..... | | 221122-P | 12/90 | 187.7 | 197.4 | 198.0 | 4.0 | 0.3 |
| Residential electric power..... | | 221122-41 | 12/90 | 184.7 | 193.2 | 192.5 | 3.4 | -0.4 |
| New England..... | | 221122-411 | 12/90 | 168.5 | 168.7 | 165.8 | 1.5 | -1.7 |
| Middle Atlantic..... | | 221122-412 | 12/90 | 149.7 | 153.8 | 153.5 | 2.8 | -0.2 |
| East North Central..... | | 221122-413 | 12/90 | 183.5 | 205.6 | 200.8 | 3.6 | -2.3 |
| West North Central..... | | 221122-414 | 12/90 | 177.9 | 175.8 | 171.4 | -6.1 | -2.5 |
| South Atlantic..... | | 221122-415 | 12/90 | 171.0 | 181.9 | 182.2 | 2.5 | 0.2 |
| East South Central..... | | 221122-416 | 12/90 | 201.1 | 208.5 | 210.6 | 4.9 | 1.0 |
| West South Central..... | | 221122-417 | 12/90 | 189.4 | 199.4 | 200.1 | 3.7 | 0.4 |
| Mountain..... | | 221122-418 | 12/90 | 152.6 | 161.9 | 164.6 | 6.3 | 1.7 |
| Pacific..... | | 221122-419 | 12/90 | 253.6 | 255.0 | 255.2 | 8.5 | 0.1 |
| Commercial electric power..... | | 221122-42 | 12/90 | 179.9 | 192.6 | 194.1 | 4.9 | 0.8 |
| New England..... | | 221122-421 | 12/90 | 206.1 | 210.8 | 211.7 | 1.1 | 0.4 |
| Middle Atlantic..... | | 221122-422 | 12/90 | 147.5 | 164.5 | 164.1 | 17.8 | -0.2 |
| East North Central..... | | 221122-423 | 12/90 | 172.4 | 186.1 | 186.0 | 3.0 | -0.1 |
| West North Central..... | | 221122-424 | 12/90 | 201.8 | 158.0 | 157.7 | -5.7 | -0.2 |
| South Atlantic..... | | 221122-425 | 12/90 | 142.0 | 145.1 | 147.1 | 2.6 | 1.4 |
| East South Central..... | | 221122-426 | 12/90 | 180.3 | 184.5 | 190.0 | 4.4 | 3.0 |
| West South Central..... | | 221122-427 | 12/90 | 193.3 | 206.5 | 211.5 | 5.8 | 2.4 |
| Mountain..... | | 221122-428 | 12/90 | 128.5 | 133.8 | 137.4 | 1.3 | 2.7 |
| Pacific..... | | 221122-429 | 12/90 | 252.0 | 316.5 | 316.4 | 3.5 | 0.0 |
| Industrial electric power..... | | 221122-43 | 12/90 | 211.6 | 217.9 | 220.0 | 3.8 | 1.0 |
| New England..... | | 221122-431 | 12/90 | 132.1 | 121.4 | 123.7 | 0.7 | 1.9 |
| Middle Atlantic..... | | 221122-432 | 12/90 | 163.7 | 165.9 | 173.4 | 5.5 | 4.5 |
| East North Central..... | | 221122-433 | 12/90 | 278.0 | 320.2 | 316.1 | 1.2 | -1.3 |
| West North Central..... | | 221122-434 | 12/90 | 241.9 | 188.4 | 191.7 | -7.8 | 1.8 |
| South Atlantic..... | | 221122-435 | 12/90 | 143.8 | 145.6 | 146.6 | 2.6 | 0.7 |
| East South Central..... | | 221122-436 | 12/90 | 167.1 | 171.4 | 175.6 | 5.7 | 2.5 |
| West South Central..... | | 221122-437 | 12/90 | 231.0 | 251.4 | 251.5 | 7.4 | 0.0 |
| Mountain..... | | 221122-438 | 12/90 | 211.1 | 158.7 | 170.2 | 18.9 | 7.2 |
| Pacific..... | | 221122-439 | 12/90 | 220.6 | 289.9 | 284.8 | 5.3 | -1.8 |
| Transportation electric power..... | | 221122-45 | 12/10 | 112.6 | 122.9 | 121.2 | 4.8 | -1.4 |
| Secondary products and miscellaneous receipts..... | | 221122-SM | | | | | | |
| Miscellaneous receipts..... | | 221122-M | 12/90 | 186.7 | 188.5 | 187.9 | 2.2 | -0.3 |
| Natural gas distribution..... | 2212 | | 12/03 | 126.0 | 133.1 | 141.6 | 30.6 | 6.4 |
| Natural gas distribution..... | 22121 | | 12/03 | 126.0 | 133.1 | 141.6 | 30.6 | 6.4 |
| Natural gas distribution..... | 221210 | | 12/03 | 126.0 | 133.1 | 141.5 | 30.5 | 6.3 |
| Primary products..... | | 221210-P | 12/90 | 208.4 | 216.3 | 231.5 | 29.6 | 7.0 |
| Natural gas to ultimate consumers..... | | 221210-11 | 12/90 | 203.8 | 212.8 | 230.3 | 35.1 | 8.2 |
| Residential natural gas..... | | 221210-112 | 12/90 | 217.3 | 227.2 | 230.1 | 15.8 | 1.3 |
| New England residential natural gas..... | | 221210-1121 | 06/12 | 138.2 | 119.2 | 119.3 | 12.0 | 0.1 |
| Middle Atlantic residential natural gas..... | | 221210-1122 | 06/12 | 103.3 | 104.7 | 106.3 | 4.9 | 1.5 |
| East North Central residential natural gas..... | | 221210-1123 | 06/12 | 119.5 | 140.9 | 141.7 | 29.3 | 0.6 |
| West North Central residential natural gas..... | | 221210-1124 | 06/12 | 110.8 | 116.2 | 120.5 | 23.3 | 3.7 |

See footnotes at end of table.

Table 11. Producer price indexes for the net output of selected industries and their products, not seasonally adjusted — Continued

| Industry and product ¹ | Industry code | Product code | Index base | Index | | | Percent change to July 2021 from: | |
|---|---------------|--------------|------------|------------------------|------------------------|------------------------|-----------------------------------|-----------|
| | | | | Mar. 2021 ² | June 2021 ² | July 2021 ² | July 2020 | June 2021 |
| Natural gas distribution - Continued | | | | | | | | |
| South Atlantic residential natural gas..... | | 221210-1125 | 06/12 | 112.5 | 116.8 | 119.2 | 13.1 | 2.1 |
| East South Central residential natural gas..... | | 221210-1126 | 06/12 | 109.2 | 112.0 | 110.7 | 19.8 | -1.2 |
| West South Central residential natural gas..... | | 221210-1127 | 06/12 | 165.6 | 157.8 | 161.5 | 13.5 | 2.3 |
| Mountain residential natural gas..... | | 221210-1128 | 06/12 | 128.3 | 133.5 | 135.3 | 12.9 | 1.3 |
| Pacific residential natural gas..... | | 221210-1129 | 06/12 | 137.2 | 140.8 | 141.8 | 10.7 | 0.7 |
| Commercial natural gas..... | | 221210-113 | 12/90 | 212.6 | 220.0 | 222.5 | 24.7 | 1.1 |
| New England commercial natural gas..... | | 221210-1131 | 06/12 | 139.3 | 112.3 | 112.4 | 17.3 | 0.1 |
| Middle Atlantic commercial natural gas..... | | 221210-1132 | 06/12 | 105.8 | 107.1 | 111.8 | 16.2 | 4.4 |
| East North Central commercial natural gas..... | | 221210-1133 | 06/12 | 118.1 | 146.9 | 138.4 | 39.8 | -5.8 |
| West North Central commercial natural gas..... | | 221210-1134 | 06/12 | 114.4 | 116.1 | 122.9 | 25.0 | 5.9 |
| South Atlantic commercial natural gas..... | | 221210-1135 | 06/12 | 111.6 | 115.6 | 118.3 | 21.8 | 2.3 |
| East South Central commercial natural gas..... | | 221210-1136 | 06/12 | 111.1 | 103.6 | 110.0 | 25.6 | 6.2 |
| West South Central commercial natural gas..... | | 221210-1137 | 06/12 | 159.9 | 167.9 | 172.5 | 25.1 | 2.7 |
| Mountain commercial natural gas..... | | 221210-1138 | 06/12 | 120.8 | 126.2 | 131.5 | 25.0 | 4.2 |
| Pacific commercial natural gas..... | | 221210-1139 | 06/12 | 145.8 | 133.5 | 135.1 | 20.2 | 1.2 |
| Industrial natural gas..... | | 221210-114 | 12/90 | 161.9 | 185.8 | 180.2 | 41.1 | -3.0 |
| New England industrial natural gas..... | | 221210-1141 | 09/16 | 134.7 | 105.4 | 105.5 | 16.2 | 0.1 |
| Middle Atlantic industrial natural gas..... | | 221210-1142 | 09/16 | 122.3 | 123.6 | 126.3 | 16.5 | 2.2 |
| East North Central industrial natural gas..... | | 221210-1143 | 06/12 | 118.1 | 186.9 | 136.9 | 66.5 | -26.8 |
| West North Central industrial natural gas..... | | 221210-1144 | 06/12 | 117.8 | 120.2 | 125.9 | 23.1 | 4.7 |
| South Atlantic industrial natural gas..... | | 221210-1145 | 09/16 | 122.3 | 121.7 | 123.3 | 19.4 | 1.3 |
| East South Central industrial natural gas..... | | 221210-1146 | 09/16 | 110.0 | 102.2 | 107.7 | 16.9 | 5.4 |
| West South Central industrial natural gas..... | | 221210-1147 | 09/16 | 100.8 | 111.4 | 132.1 | 87.1 | 18.6 |
| Mountain industrial natural gas..... | | 221210-1148 | 09/16 | 102.2 | 114.8 | 115.1 | 24.4 | 0.3 |
| Pacific industrial natural gas..... | | 221210-1149 | 09/16 | 102.2 | 100.3 | 102.4 | 9.9 | 2.1 |
| To electric power..... | | 221210-115 | 12/90 | 163.0 | 168.2 | 206.6 | 72.3 | 22.8 |
| Delivered to ultimate consumers for the account of others (transportation only)..... | | 221210-12 | 12/90 | 208.5 | 209.3 | 209.9 | 4.3 | 0.3 |
| Industrial consumer..... | | 221210-122 | 12/90 | 213.2 | 214.8 | 214.1 | 10.6 | -0.3 |
| Other consumers..... | | 221210-123 | 12/90 | 411.4 | 411.9 | 415.1 | 0.5 | 0.8 |
| Secondary products and miscellaneous receipts..... | | 221210-SM | | | | | | |
| Miscellaneous receipts..... | | 221210-M | 12/90 | 188.7 | 189.4 | 189.8 | 1.0 | 0.2 |
| Construction industries | | | | | | | | |
| New industrial building construction..... | 236211 | | 06/07 | 140.7 | 142.1 | 145.8 | 3.8 | 2.6 |
| Primary products..... | | 236211-P | 06/07 | 140.7 | 142.1 | 145.8 | 3.8 | 2.6 |
| New warehouse building construction..... | 236221 | | 12/04 | 162.3 | 168.2 | 172.6 | 6.5 | 2.6 |
| Primary products..... | | 236221-P | 12/04 | 162.3 | 168.2 | 172.6 | 6.5 | 2.6 |
| New school building construction..... | 236222 | | 12/05 | 174.7 | 176.8 | 181.0 | 3.3 | 2.4 |
| Primary products..... | | 236222-P | 12/05 | 174.7 | 176.8 | 181.0 | 3.3 | 2.4 |
| New office building construction..... | 236223 | | 06/06 | 150.3 | 155.0 | 157.2 | 7.2 | 1.4 |
| Primary products..... | | 236223-P | 06/06 | 150.3 | 155.0 | 157.2 | 7.2 | 1.4 |
| New health care building construction..... | 236224 | | 06/12 | 119.8 | 124.6 | 124.5 | 3.2 | -0.1 |
| Primary products..... | | 236224-P | 06/12 | 119.8 | 124.6 | 124.5 | 3.2 | -0.1 |
| Concrete contractors, nonresidential building work..... | 23811X | | 12/07 | 139.5 | 143.6 | 144.8 | 5.4 | 0.8 |
| Primary products..... | | 23811X-P | 12/07 | 139.5 | 143.6 | 144.8 | 5.4 | 0.8 |
| Roofing contractors, nonresidential building work..... | 23816X | | 12/07 | 145.4 | 148.4 | 150.4 | 6.2 | 1.3 |
| Primary products..... | | 23816X-P | 12/07 | 145.4 | 148.4 | 150.4 | 6.2 | 1.3 |
| Electrical contractors, nonresidential building work..... | 23821X | | 12/07 | 131.7 | 135.2 | 136.2 | 3.5 | 0.7 |
| Primary products..... | | 23821X-P | 12/07 | 131.7 | 135.2 | 136.2 | 3.5 | 0.7 |
| Plumbing, heating and air-conditioning contractors, nonresidential building work..... | 23822X | | 12/07 | 138.6 | 143.8 | 142.8 | 3.5 | -0.7 |
| Primary products..... | | 23822X-P | 12/07 | 138.6 | 143.8 | 142.8 | 3.5 | -0.7 |
| Manufacturing | | | | | | | | |
| Total manufacturing industries..... | | | 12/84 | 207.9 | 217.1 | 219.2 | 14.0 | 1.0 |
| Food mfg..... | 311 | | 12/84 | 211.8 | 228.6 | 223.3 | 10.5 | -2.3 |
| Animal food mfg..... | 3111 | | 12/03 | 181.5 | 187.9 | 187.9 | 14.1 | 0.0 |
| Animal food mfg..... | 31111 | | 12/03 | 182.5 | 189.0 | 189.0 | 14.1 | 0.0 |
| Dog and cat food manufacturing..... | 311111 | | 12/85 | 231.4 | 232.8 | 233.4 | 1.2 | 0.3 |
| Primary products..... | | 311111-P | 12/85 | 233.0 | 234.6 | 235.3 | 1.2 | 0.3 |
| Dog food..... | | 311111-1 | 12/85 | 245.4 | 247.1 | 248.1 | 1.4 | 0.4 |
| Canned dog food..... | | 311111-11 | 12/98 | 160.0 | 160.2 | 162.5 | 2.7 | 1.4 |
| Dry and semi moist dog food..... | | 311111-14 | 12/11 | 118.9 | 119.9 | 119.9 | 0.8 | 0.0 |
| Cat food..... | | 311111-4 | 12/85 | 213.6 | 215.1 | 215.1 | 0.8 | 0.0 |
| Canned cat food..... | | 311111-44 | 12/11 | 126.0 | 127.1 | 127.1 | 1.1 | 0.0 |

See footnotes at end of table.

Table 11. Producer price indexes for the net output of selected industries and their products, not seasonally adjusted — Continued

| Industry and product ¹ | Industry code | Product code | Index base | Index | | | Percent change to July 2021 from: | |
|--|---------------|--------------|------------|------------------------|------------------------|------------------------|-----------------------------------|-----------|
| | | | | Mar. 2021 ² | June 2021 ² | July 2021 ² | July 2020 | June 2021 |
| Dog and cat food manufacturing - Continued | | | | | | | | |
| Dry and semi moist cat food..... | | 311111-45 | 12/98 | 182.9 | 183.7 | 183.7 | 0.4 | 0.0 |
| Secondary products and miscellaneous receipts..... | | 311111-SM | | | | | | |
| Miscellaneous receipts..... | | 311111-M1 | 12/10 | 132.5 | 133.0 | 133.0 | 0.4 | 0.0 |
| Other animal food manufacturing..... | 311119 | | 12/80 | 209.6 | 221.2 | 221.0 | 24.9 | -0.1 |
| Primary products..... | | 311119-P | 12/80 | 205.9 | 216.9 | 216.6 | 25.9 | -0.1 |
| Complete swine feed, supplements, concentrates, and premixes..... | | 311119-B | 12/11 | 120.9 | 128.0 | 130.5 | 28.2 | 2.0 |
| Complete beef cattle feed, supplements, concentrates, and premixes..... | | 311119-H | 12/11 | 113.9 | 116.9 | 115.7 | 15.9 | -1.0 |
| Poultry, exc. chicken and turkey, and livestock, exc. cattle and swine, feed..... | | 311119-N | 12/80 | 300.3 | 304.2 | 304.7 | 9.6 | 0.2 |
| Pet (excluding dog and cat), laboratory, and fur animal feed..... | | 311119-R | 06/91 | 209.8 | 218.6 | 219.3 | 13.7 | 0.3 |
| Chicken and turkey feed, supplements, concentrates, and premixes..... | | 311119-I | 12/80 | 168.0 | 183.1 | 181.7 | 38.9 | -0.8 |
| Complete dairy cattle feed, supplements, concentrates, and premixes..... | | 311119-5 | 12/11 | 115.9 | 115.7 | 115.2 | 17.9 | -0.4 |
| Other prepared animal feeds, including feeding materials and adjuncts..... | | 311119-9 | 12/80 | 249.1 | 280.4 | 279.5 | 30.5 | -0.3 |
| Secondary products and miscellaneous receipts..... | | 311119-SM | | | | | | |
| Miscellaneous receipts..... | | 311119-M | 12/80 | 212.6 | 234.1 | 236.3 | 15.6 | 0.9 |
| Secondary products..... | | 311119-S | 12/80 | 316.9 | 319.5 | 320.4 | 3.8 | 0.3 |
| Grain & oilseed milling..... | 3112 | | 12/03 | 153.4 | 166.4 | 169.0 | 24.9 | 1.6 |
| Flour milling & malt mfg..... | 31121 | | 12/03 | 166.3 | 173.9 | 180.3 | 15.9 | 3.7 |
| Flour milling..... | 311211 | | 06/83 | 191.9 | 202.4 | 212.6 | 22.7 | 5.0 |
| Primary products..... | | 311211-P | 06/83 | 195.6 | 205.8 | 215.7 | 21.6 | 4.8 |
| Prepared flour mixes, including refrigerated and frozen doughs and batters, made in flour mills..... | | 311211-A | 06/83 | 201.9 | 206.9 | 207.6 | 3.2 | 0.3 |
| Wheat flour (except flour mixes), made in flour mills..... | | 311211-1 | 06/83 | 208.7 | 217.7 | 232.1 | 20.3 | 6.6 |
| Wheat mill products, except flour..... | | 311211-4 | 06/83 | 123.3 | 129.8 | 136.7 | 56.8 | 5.3 |
| Corn mill products..... | | 311211-7 | 06/83 | 173.4 | 187.7 | 190.0 | 25.2 | 1.2 |
| Other grain mill products..... | | 311211-9 | 06/83 | 241.1 | 269.7 | 262.0 | 29.3 | -2.9 |
| Secondary products and miscellaneous receipts..... | | 311211-SM | | | | | | |
| Miscellaneous receipts..... | | 311211-M | 06/92 | 121.3 | 145.9 | 168.1 | 88.2 | 15.2 |
| Secondary products..... | | 311211-S | 06/83 | 155.5 | - | - | - | - |
| Rice milling..... | 311212 | | 06/84 | 184.5 | 189.6 | 190.5 | -0.1 | 0.5 |
| Primary products..... | | 311212-P | 06/84 | 183.6 | 188.7 | 189.7 | -0.1 | 0.5 |
| Milled rice and byproducts..... | | 311212-0 | 12/03 | 176.8 | 181.7 | 182.6 | -0.1 | 0.5 |
| Milled rice (incl second heads, screenings, brewers, bran, sharps, rice flour, and byproducts)..... | | 311212-04 | 06/03 | 214.6 | 218.5 | 221.8 | 4.3 | 1.5 |
| Head rice not packaged with other ingredients..... | | 311212-06 | 12/11 | 101.7 | 105.0 | 105.2 | -1.2 | 0.2 |
| Secondary products and miscellaneous receipts..... | | 311212-SM | | | | | | |
| Malt manufacturing..... | 311213 | | 06/85 | 163.7 | 165.5 | 164.3 | 3.1 | -0.7 |
| Primary products..... | | 311213-P | 06/85 | 163.4 | 165.3 | 164.1 | 3.1 | -0.7 |
| Malt and malt byproducts..... | | 311213-0 | 06/85 | 163.4 | 165.3 | 164.1 | 3.1 | -0.7 |
| Secondary products and miscellaneous receipts..... | | 311213-SM1 | | | | | | |
| Starch & vegetable fats & oils mfg..... | 31122 | | 12/03 | 154.2 | 173.2 | 175.1 | 36.8 | 1.1 |
| Wet corn milling..... | 311221 | | 06/85 | 197.5 | 210.2 | 211.8 | 20.2 | 0.8 |
| Primary products..... | | 311221-P | 06/85 | 208.5 | 218.5 | 222.7 | 18.9 | 1.9 |
| Wet process corn byproducts..... | | 311221-A | 06/85 | 240.0 | 268.3 | 269.6 | 41.4 | 0.5 |
| Corn sweeteners, made by wet milling..... | | 311221-1 | 06/85 | 195.8 | 199.6 | 202.9 | 4.3 | 1.7 |
| Manufactured starch, made by wet milling..... | | 311221-4 | 06/85 | 219.0 | 223.8 | 232.4 | 8.8 | 3.8 |
| Secondary products and miscellaneous receipts..... | | 311221-SM | | | | | | |
| Soybean and other oilseed processing..... | 311224 | | 12/11 | 95.0 | 109.5 | 109.8 | 47.0 | 0.3 |
| Primary products..... | | 311224-P | 12/11 | 91.2 | 104.2 | 104.2 | 43.7 | 0.0 |
| Cottonseed cake, meal, hulls, and other byproducts..... | | 311224-B | 06/85 | 499.0 | 511.3 | 507.2 | 28.0 | -0.8 |
| Cottonseed cake and meal..... | | 311224-B1 | 12/11 | 105.1 | 101.1 | 100.6 | 15.4 | -0.5 |
| Soybean oil..... | | 311224-3 | 12/79 | 188.2 | 253.6 | 257.2 | 100.6 | 1.4 |
| Crude soybean oil, degummed, made from soybeans crushed in the same establishment..... | | 311224-31 | 05/88 | 168.6 | 188.3 | 191.2 | 27.8 | 1.5 |
| Soybean oil, all other types..... | | 311224-32 | 12/03 | 229.1 | 336.9 | 341.6 | 160.8 | 1.4 |
| Soybean cake, meal, and other byproducts..... | | 311224-4 | 12/79 | 129.8 | 128.4 | 126.0 | 10.0 | -1.9 |
| Soybean cake and meal..... | | 311224-41 | 12/09 | 91.8 | 89.7 | 87.9 | 9.1 | -2.0 |
| Other soybean products, including isolates and concentrates..... | | 311224-42 | 12/09 | 133.4 | 157.2 | 156.5 | 23.7 | -0.4 |
| Cotton linters..... | | 311224-7 | 06/85 | 76.1 | 91.7 | 92.8 | 3.8 | 1.2 |
| Other crude and refined vegetable oils and other vegetable mill products..... | | 311224-9 | 12/11 | 134.4 | 179.1 | 183.9 | 95.2 | 2.7 |
| Other crude vegetable oils, including linseed, peanut, sunflower, safflower, etc..... | | 311224-91 | 01/99 | 237.1 | 349.8 | 361.6 | 147.3 | 3.4 |
| Other vegetable oil mill products, including all oil seed cake and meal..... | | 311224-93 | 12/85 | 304.1 | 301.7 | 302.1 | 9.7 | 0.1 |
| Secondary products and miscellaneous receipts..... | | 311224-SM | | | | | | |
| Miscellaneous products..... | | 311224-M | 12/11 | 92.6 | 100.5 | 95.4 | 24.1 | -5.1 |
| Fats and oils refining and blending..... | 311225 | | 12/81 | 282.8 | 315.7 | 323.9 | 33.3 | 2.6 |

See footnotes at end of table.

Table 11. Producer price indexes for the net output of selected industries and their products, not seasonally adjusted — Continued

| Industry and product ¹ | Industry code | Product code | Index base | Index | | | Percent change to July 2021 from: | |
|---|---------------|--------------|------------|------------------------|------------------------|------------------------|-----------------------------------|-----------|
| | | | | Mar. 2021 ² | June 2021 ² | July 2021 ² | July 2020 | June 2021 |
| Fats and oils refining and blending - Continued | | | | | | | | |
| Primary products..... | | 311225-P | 12/81 | 305.6 | 344.0 | 355.1 | 38.4 | 3.2 |
| Shortening and cooking oils..... | | 311225-2 | 12/81 | 288.7 | 330.0 | 342.3 | 45.2 | 3.7 |
| Margarine, butter blends, and butter substitutes..... | | 311225-4 | 02/04 | 132.3 | 133.7 | 133.0 | 1.1 | -0.5 |
| Secondary products and miscellaneous receipts..... | | 311225-SM | | | | | | |
| Secondary products..... | | 311225-S | 02/04 | 131.7 | 139.0 | 133.9 | -1.0 | -3.7 |
| Breakfast cereal manufacturing..... | 31123 | | 12/03 | 135.9 | 135.9 | 135.9 | 0.1 | 0.0 |
| Breakfast cereal manufacturing..... | 311230 | | 12/83 | 226.0 | 226.0 | 226.0 | 0.0 | 0.0 |
| Primary products..... | | 311230-P | 12/83 | 238.1 | 238.1 | 238.2 | 0.1 | 0.0 |
| Breakfast cereal..... | | 311230-1 | 12/83 | 236.9 | 236.9 | 236.9 | 0.1 | 0.0 |
| Secondary products and miscellaneous receipts..... | | 311230-SM | | | | | | |
| Sugar & confectionery product mfg..... | 3113 | | 12/84 | 212.0 | 214.0 | 214.5 | -1.0 | 0.2 |
| Sugar mfg..... | 31131 | | 12/03 | 156.4 | 159.8 | 157.7 | 2.9 | -1.3 |
| Beet sugar manufacturing..... | 311313 | | 06/82 | 160.0 | 166.1 | 161.7 | 1.5 | -2.6 |
| Primary products..... | | 311313-P | 06/82 | 163.2 | 169.6 | 165.0 | 1.3 | -2.7 |
| Beet sugar..... | | 311313-0 | 06/82 | 166.0 | 172.4 | 167.7 | 1.2 | -2.7 |
| Secondary products and miscellaneous receipts..... | | 311313-SM1 | | | | | | |
| Cane sugar manufacturing..... | 311314 | | 12/11 | 96.7 | 97.8 | 97.4 | 3.9 | -0.4 |
| Primary products..... | | 311314-P | 12/11 | 96.7 | 97.9 | 97.4 | 4.3 | -0.5 |
| Raw cane sugar and sugarcane mill products and byproducts..... | | 311314-1 | 06/82 | 167.8 | 170.0 | 170.0 | -0.6 | 0.0 |
| Refined granulated cane sugar and byproducts..... | | 311314-3 | 06/82 | 217.9 | 220.6 | 218.9 | 7.7 | -0.8 |
| Secondary products and miscellaneous receipts..... | | 311314-SM | | | | | | |
| Nonchocolate confectionery mfg..... | 31134 | | 12/03 | 154.2 | 155.2 | 155.6 | 0.8 | 0.3 |
| Nonchocolate confectionery manufacturing..... | 311340 | | 12/03 | 154.1 | 155.1 | 155.5 | 0.8 | 0.3 |
| Primary products..... | | 311340-P | 12/03 | 155.1 | 155.9 | 156.2 | 1.2 | 0.2 |
| Nonchocolate-type confectioneries, made and packaged for shipment..... | | 311340-1 | 06/83 | 232.1 | 233.8 | 234.1 | 1.6 | 0.1 |
| Chewing gum, bubble gum, and chewing gum base..... | | 311340-4 | 12/84 | 244.8 | — | — | — | — |
| Other confectionery-type products..... | | 311340-7 | 06/91 | 194.2 | 194.2 | 199.5 | 2.7 | 2.7 |
| Secondary products and miscellaneous receipts..... | | 311340-SM | | | | | | |
| Secondary products..... | | 311340-S | 12/03 | 161.2 | 164.3 | 165.4 | -1.8 | 0.7 |
| Chocolate and confectionery manufacturing..... | 31135 | | 12/11 | 106.0 | 106.4 | 107.6 | -4.1 | 1.1 |
| Chocolate and confectionery mfg. from cacao..... | 311351 | | 12/11 | 114.5 | 114.7 | 117.5 | 10.3 | 2.4 |
| Primary products..... | | 311351-P | 12/11 | 111.7 | 112.0 | 115.1 | 11.9 | 2.8 |
| Chocolate/chocolate-type confectionery prods., cacao beans..... | | 311351-4 | 12/11 | 113.6 | — | — | — | — |
| Other chocolate and cocoa products, made from cacao beans..... | | 311351-7 | 12/11 | 108.4 | 108.6 | 106.5 | 9.3 | -1.9 |
| Secondary products and miscellaneous receipts..... | | 311351-SM1 | | | | | | |
| Confectionery mfg. from purchased chocolate..... | 311352 | | 12/11 | 102.4 | 102.9 | 103.4 | -9.8 | 0.5 |
| Primary products..... | | 311352-P | 12/11 | 102.7 | 103.1 | 103.6 | -8.7 | 0.5 |
| Chocolate/confectionery products, made from purchased chocolate, not retailed..... | | 311352-1 | 12/11 | 101.5 | 102.0 | 102.5 | -9.4 | 0.5 |
| Chocolate/confectionery products, made from purchased chocolate, retailed..... | | 311352-2 | 12/11 | 123.0 | 123.0 | 123.0 | 0.2 | 0.0 |
| Secondary products and miscellaneous receipts..... | | 311352-SM | | | | | | |
| Miscellaneous receipts..... | | 311352-M | 12/11 | 122.4 | 123.4 | 125.8 | 5.6 | 1.9 |
| Secondary products..... | | 311352-S | 12/11 | 92.7 | — | — | — | — |
| Fruit & vegetable preserving & specialty food mfg..... | 3114 | | 12/84 | 192.5 | 194.2 | 193.9 | 0.9 | -0.2 |
| Frozen food manufacturing..... | 31141 | | 12/03 | 135.8 | 138.0 | 137.8 | 1.1 | -0.1 |
| Frozen fruit and vegetable manufacturing..... | 311411 | | 06/81 | 252.4 | 256.9 | 258.2 | 4.2 | 0.5 |
| Primary products..... | | 311411-P | 06/81 | 228.7 | 233.0 | 233.6 | 4.9 | 0.3 |
| Frozen fruits, juices, ades, drinks, and cocktails..... | | 311411-1 | 06/81 | 195.4 | 197.8 | 208.7 | 16.5 | 5.5 |
| Frozen fruits..... | | 311411-11 | 12/90 | 246.4 | 255.8 | 277.1 | 26.0 | 8.3 |
| Frozen vegetables..... | | 311411-4 | 06/81 | 249.0 | 254.2 | 251.3 | 2.0 | -1.1 |
| Frozen vegetables, other than potato products..... | | 311411-47 | 12/11 | 117.2 | 121.1 | 119.6 | 4.2 | -1.2 |
| Frozen potato products (French-fried, patties, puffs, etc.)..... | | 311411-48 | 12/11 | 110.3 | 111.6 | 110.3 | 0.4 | -1.2 |
| Secondary products and miscellaneous receipts..... | | 311411-SM | | | | | | |
| Miscellaneous receipts..... | | 311411-M | 06/97 | 267.1 | 269.0 | 282.6 | -3.1 | 5.1 |
| Frozen specialty food manufacturing..... | 311412 | | 12/82 | 160.2 | 162.5 | 161.3 | -1.3 | -0.7 |
| Primary products..... | | 311412-P | 12/82 | 162.9 | 165.3 | 164.2 | -1.3 | -0.7 |
| Frozen dinners (beef, pork, and poultry pies) and nationality foods, incl. frozen pizza..... | | 311412-1 | 12/82 | 152.2 | 154.0 | 154.7 | -1.4 | 0.5 |
| Other frozen specialties, incl. all whipped topping, waffles, soups, etc., excluding seafood..... | | 311412-4 | 06/91 | 157.5 | 162.1 | 152.3 | -0.5 | -6.0 |
| Secondary products and miscellaneous receipts..... | | 311412-SM | | | | | | |
| Secondary products..... | | 311412-S | 12/82 | 153.6 | 153.1 | 151.1 | -1.2 | -1.3 |
| Fruit & vegetable canning, pickling & drying..... | 31142 | | 12/03 | 151.2 | 151.8 | 151.6 | 0.7 | -0.1 |

See footnotes at end of table.

Table 11. Producer price indexes for the net output of selected industries and their products, not seasonally adjusted — Continued

| Industry and product ¹ | Industry code | Product code | Index base | Index | | | Percent change to July 2021 from: | |
|--|---------------|--------------|------------|------------------------|------------------------|------------------------|-----------------------------------|-----------|
| | | | | Mar. 2021 ² | June 2021 ² | July 2021 ² | July 2020 | June 2021 |
| Fruit and vegetable canning..... | 311421 | | 06/81 | 220.4 | 220.6 | 220.9 | 1.7 | 0.1 |
| Primary products..... | | 311421-P | 06/81 | 221.0 | 220.9 | 221.6 | 1.8 | 0.3 |
| Canned catsup and other tomato based sauces..... | | 311421-D | 06/81 | 184.1 | 181.8 | 183.9 | 2.1 | 1.2 |
| Canned jams, jellies, and preserves..... | | 311421-G | 06/81 | 216.8 | 216.5 | 217.5 | 0.4 | 0.5 |
| Canned and fresh fruit juices, nectars, and concentrates..... | | 311421-K | 12/11 | 110.4 | 111.4 | 111.3 | 1.8 | -0.1 |
| Pickles and other pickled products, including horseradish..... | | 311421-Q | 06/81 | 259.3 | 264.4 | 268.7 | 4.1 | 1.6 |
| Canned fruits, excluding baby foods..... | | 311421-1 | 06/81 | 256.7 | 257.0 | 256.2 | 1.5 | -0.3 |
| Canned vegetables..... | | 311421-5 | 06/81 | 227.9 | 225.9 | 225.7 | 1.1 | -0.1 |
| Secondary products and miscellaneous receipts..... | | 311421-SM | | | | | | |
| Miscellaneous receipts..... | | 311421-M | 06/81 | 136.0 | 141.5 | 131.5 | -11.1 | -7.1 |
| Secondary products..... | | 311421-S | 06/81 | 250.5 | 252.5 | 252.4 | 4.5 | 0.0 |
| Specialty canning..... | 311422 | | 12/82 | 244.8 | 248.3 | 248.4 | -0.2 | 0.0 |
| Primary products..... | | 311422-P | 12/82 | 253.3 | 256.3 | 256.4 | -1.5 | 0.0 |
| Canned baby foods and other canned specialty/nationality foods..... | | 311422-5 | 06/08 | 116.2 | 117.7 | 117.9 | 1.8 | 0.2 |
| Canned soups and stews, excluding frozen and seafood..... | | 311422-6 | 12/82 | 319.6 | 324.6 | 324.6 | -2.7 | 0.0 |
| Canned dry beans..... | | 311422-7 | 12/82 | 174.5 | 174.5 | 174.5 | 0.0 | 0.0 |
| Secondary products and miscellaneous receipts..... | | 311422-SM | | | | | | |
| Secondary products..... | | 311422-S | 12/82 | 203.0 | 207.2 | 207.2 | 2.8 | 0.0 |
| Dried and dehydrated food manufacturing..... | 311423 | | 12/82 | 255.4 | 255.6 | 252.5 | -0.9 | -1.2 |
| Primary products..... | | 311423-P | 12/82 | 269.7 | 269.0 | 265.1 | -1.1 | -1.4 |
| Dried and dehydrated fruits and vegetables, incl. freeze-dried..... | | 311423-5 | 12/82 | 255.4 | 254.7 | 251.2 | -0.7 | -1.4 |
| Secondary products and miscellaneous receipts..... | | 311423-SM | | | | | | |
| Dairy product mfg..... | 3115 | | 12/84 | 202.1 | 210.8 | 210.1 | 0.0 | -0.3 |
| Dairy product (except frozen) mfg..... | 31151 | | 12/03 | 144.2 | 150.9 | 150.4 | 0.0 | -0.3 |
| Fluid milk manufacturing..... | 311511 | | 12/82 | 240.7 | 252.6 | 250.7 | 3.9 | -0.8 |
| Primary products..... | | 311511-P | 12/82 | 223.6 | 235.4 | 233.5 | 3.9 | -0.8 |
| Yogurt, except frozen..... | | 311511-A | 12/82 | 155.9 | 156.3 | 156.6 | 0.4 | 0.2 |
| Perishable dairy product substitutes..... | | 311511-D | 12/91 | 160.7 | 153.2 | 153.2 | -4.3 | 0.0 |
| Fluid milk and cream, bulk sales..... | | 311511-1 | 12/91 | 164.3 | 179.0 | 178.2 | 4.6 | -0.4 |
| Fluid milk and related products, packaged (incl. cartons, bottles, cans, etc.) excl. U.H.T..... | | 311511-5 | 12/82 | 237.7 | 254.6 | 251.2 | 5.3 | -1.3 |
| Whole fluid milk, packaged, excluding U.H.T. and flavored..... | | 311511-51 | 12/82 | 220.5 | 237.9 | 233.9 | 4.8 | -1.7 |
| Fluid milk, lowfat, incl. 2.0, 1.0, and 0.5 percent packaged, excl. U.H.T. and flavored..... | | 311511-52 | 12/82 | 253.5 | 269.9 | 265.3 | 4.2 | -1.7 |
| Fat free or skim milk, packaged, excluding U.H.T. and flavored..... | | 311511-53 | 12/82 | 271.0 | 283.3 | 278.1 | 6.2 | -1.8 |
| Other fluid milk related products, incl. heavy & light cream, unflavored sour cream, etc..... | | 311511-59 | 06/98 | 176.6 | 192.7 | 194.0 | 8.3 | 0.7 |
| Cottage cheese (including bakers', pot, and farmers' cheese)..... | | 311511-7 | 12/82 | 261.2 | 269.5 | 271.3 | 6.2 | 0.7 |
| Other packaged milk products incl. flavored milks, eggnog, buttermilk etc..... | | 311511-9 | 12/91 | 228.3 | 241.7 | 239.5 | 6.2 | -0.9 |
| Secondary products and miscellaneous receipts..... | | 311511-SM | | | | | | |
| Miscellaneous receipts..... | | 311511-M | 12/82 | 358.8 | 375.1 | 374.6 | 5.7 | -0.1 |
| Secondary products..... | | 311511-S | 12/82 | 213.4 | 219.2 | 217.7 | 2.2 | -0.7 |
| Creamery butter manufacturing..... | 311512 | | 06/84 | 116.4 | 127.0 | 121.6 | -2.2 | -4.3 |
| Primary products..... | | 311512-P | 06/84 | 114.6 | 125.1 | 119.8 | -2.1 | -4.2 |
| Creamery butter..... | | 311512-0 | 06/84 | 114.6 | 125.1 | 119.8 | -2.1 | -4.2 |
| Cheese manufacturing..... | 311513 | | 06/81 | 185.4 | 187.5 | 188.5 | -9.4 | 0.5 |
| Primary products..... | | 311513-P | 06/81 | 168.8 | 170.7 | 170.9 | -13.6 | 0.1 |
| Raw liquid whey..... | | 311513-A | 12/04 | 222.6 | 252.0 | 246.2 | 68.3 | -2.3 |
| Natural cheese (cheddar, Swiss, Italian, brick, cream, grated, dried etc.) excl. cottage cheese..... | | 311513-1 | 06/81 | 160.5 | 160.8 | 161.0 | -14.6 | 0.1 |
| Natural cheese, except lowfat, shipped in consumer packages or containers (3 lbs. or less)..... | | 311513-1111 | 12/04 | 127.7 | 130.0 | 128.7 | 1.1 | -1.0 |
| Natural cheese, except lowfat, shipped in packages or containers (more than 3 lbs.) or bulk..... | | 311513-1121 | 12/04 | 105.8 | 105.5 | 105.9 | -24.4 | 0.4 |
| Lowfat natural cheese, except cottage cheese, shipped in consumer packages (3 lbs. or less)..... | | 311513-1131 | 06/10 | 107.6 | 103.5 | 107.0 | 0.0 | 3.4 |
| Lowfat natural cheese, except cottage cheese, shipped in packages (more than 3 lbs.) or in bulk..... | | 311513-1141 | 06/10 | 119.7 | 113.9 | 119.2 | -29.4 | 4.7 |
| Process cheese and related products..... | | 311513-4 | 06/81 | 165.0 | 173.0 | 172.9 | -10.8 | -0.1 |
| Process cheese, shipped in consumer packages or containers (3 lbs. or less)..... | | 311513-41 | 06/10 | 115.9 | 119.6 | 119.3 | -10.1 | -0.3 |
| All other process cheese and related products..... | | 311513-49 | 06/10 | 116.7 | 124.0 | 124.1 | -11.4 | 0.1 |
| Process cheese, shipped in packages or containers (more than 3 lbs.) or in bulk..... | | 311513-4921 | 06/10 | 116.0 | 123.2 | 124.7 | 4.4 | 1.2 |
| Cheese food, spread, and other related products..... | | 311513-4961 | 12/11 | 92.8 | 98.6 | 97.4 | -25.5 | -1.2 |
| Secondary products and miscellaneous receipts..... | | 311513-SM | | | | | | |
| Miscellaneous receipts..... | | 311513-M | 06/81 | 213.6 | 222.6 | 222.7 | 2.6 | 0.0 |
| Secondary products..... | | 311513-S | 06/81 | 232.5 | 233.6 | 242.5 | 29.3 | 3.8 |
| Dry, condensed, and evaporated dairy products..... | 311514 | | 12/83 | 180.2 | 198.4 | 197.7 | 13.3 | -0.4 |

See footnotes at end of table.

Table 11. Producer price indexes for the net output of selected industries and their products, not seasonally adjusted — Continued

| Industry and product ¹ | Industry code | Product code | Index base | Index | | | Percent change to July 2021 from: | |
|---|---------------|--------------|------------|------------------------|------------------------|------------------------|-----------------------------------|-----------|
| | | | | Mar. 2021 ² | June 2021 ² | July 2021 ² | July 2020 | June 2021 |
| Dry, condensed, and evaporated dairy products - Continued | | | | | | | | |
| Primary products..... | | 311514-P | 12/83 | 217.1 | 235.3 | 234.8 | 16.0 | -0.2 |
| Ice cream mixes and related products..... | | 311514-A | 04/00 | 110.5 | 129.3 | 129.9 | 15.3 | 0.5 |
| Dairy product substitutes..... | | 311514-D | 06/92 | 161.8 | 161.9 | 161.9 | 0.1 | 0.0 |
| Dry milk products and mixtures..... | | 311514-1 | 12/83 | 193.6 | 219.4 | 218.7 | 27.4 | -0.3 |
| Milk products, shipped in consumer-type cans, excluding substitutes..... | | 311514-5 | 12/83 | 286.5 | 290.5 | 291.2 | 0.9 | 0.2 |
| Concentrated milk products shipped in bulk (barrels, drums, and tanks)..... | | 311514-7 | 12/83 | 133.5 | 134.7 | 128.4 | 19.4 | -4.7 |
| Secondary products and miscellaneous receipts..... | | 311514-SM | | | | | | |
| Secondary products..... | | 311514-S | 12/83 | 78.5 | 93.5 | 92.7 | 2.1 | -0.9 |
| Ice cream and frozen dessert mfg..... | 31152 | | 12/03 | 146.4 | 147.8 | 148.0 | 0.7 | 0.1 |
| Ice cream and frozen dessert manufacturing..... | 311520 | | 06/83 | 235.3 | 237.6 | 237.7 | 0.7 | 0.0 |
| Primary products..... | | 311520-P | 06/83 | 237.2 | 239.1 | 239.4 | 0.2 | 0.1 |
| Ice cream and frozen dessert manufacturing..... | | 311520-0 | 06/83 | 237.2 | 239.1 | 239.4 | 0.2 | 0.1 |
| Ice cream, incl. custards (excl. lowfat and nonfat) shipped in bulk (containers 3 gal or more)..... | | 311520-01 | 06/83 | 242.6 | 248.7 | 254.6 | 3.9 | 2.4 |
| Ice cream, incl. custards (excl. lowfat and nonfat) shipped in sizes less than 3 gallons..... | | 311520-02 | 06/83 | 237.9 | 239.6 | 239.7 | 0.0 | 0.0 |
| Ice cream, including custards (excluding lowfat and nonfat), novelty forms..... | | 311520-03 | 06/92 | 173.7 | 174.5 | 173.5 | -1.6 | -0.6 |
| Ice cream, including custards, lowfat and nonfat..... | | 311520-04 | 12/98 | 140.6 | 140.6 | 140.6 | -2.0 | 0.0 |
| Other frozen desserts (yogurt, sherbet, water ices, mellorine, frozen pudding, gelato, etc.)..... | | 311520-05 | 12/98 | 178.3 | 180.9 | 181.6 | 2.9 | 0.4 |
| Secondary products and miscellaneous receipts..... | | 311520-SM | | | | | | |
| Miscellaneous receipts..... | | 311520-M | 06/83 | 275.4 | 275.4 | 275.4 | 4.2 | 0.0 |
| Secondary products..... | | 311520-S | 06/83 | 170.7 | — | — | — | — |
| Animal slaughtering & processing..... | 31161 | | 12/84 | 193.5 | 236.3 | 217.5 | 28.1 | -8.0 |
| Animal, except poultry, slaughtering..... | 311611 | | 12/80 | 205.4 | 270.5 | 236.2 | 41.2 | -12.7 |
| Primary products..... | | 311611-P | 12/80 | 206.1 | 272.3 | 236.0 | 41.7 | -13.3 |
| Pork, fresh/frozen, unprocessed, all cuts, except sausage, made in slaughtering plants..... | | 311611-A | 12/80 | 149.3 | 194.6 | 171.7 | 43.8 | -11.8 |
| Pork, processed or cured, not canned or made into sausage, made in slaughtering plants..... | | 311611-G | 12/80 | 208.3 | 217.1 | 217.6 | 17.1 | 0.2 |
| Fresh and processed sausage, deli, and cooked meats, made in slaughtering plants..... | | 311611-J | 12/80 | 258.4 | 289.7 | 294.0 | 18.2 | 1.5 |
| Hides, skins, and pelts, made in slaughtering plants..... | | 311611-Q | 12/80 | 126.7 | 178.9 | 208.9 | 133.4 | 16.8 |
| Miscellaneous byproducts of slaughtering plants..... | | 311611-R | 12/80 | 504.1 | 560.5 | 544.0 | 86.3 | -2.9 |
| Beef, fresh or frozen, not canned or made into sausage, made in slaughtering plants..... | | 311611-1 | 12/80 | 216.0 | 298.1 | 247.4 | 40.6 | -17.0 |
| Beef, fresh/frozen whole/half carcass, not canned or made into sausage, misp..... | | 311611-10 | 12/80 | 235.2 | 278.2 | 261.5 | 36.8 | -6.0 |
| Beef, fresh/frozen variety meats, not canned or made into sausage, made in slaughtering plants..... | | 311611-16 | 12/80 | 204.2 | 290.9 | 279.4 | 71.2 | -4.0 |
| Beef, fresh/frozen, primal and subprimal cuts, made in slaughtering plants..... | | 311611-17 | 12/95 | 192.6 | 267.9 | 219.2 | 39.4 | -18.2 |
| Veal, fresh or frozen, not canned or sausage, made in slaughtering plants..... | | 311611-4 | 01/89 | 138.4 | — | — | — | — |
| Lamb/mutton, fresh or frozen, not canned or made into sausage, made in slaughtering plants..... | | 311611-7 | 12/95 | 192.4 | 201.7 | 205.2 | 7.3 | 1.7 |
| Secondary products and miscellaneous receipts..... | | 311611-SM | | | | | | |
| Miscellaneous receipts..... | | 311611-M | 06/01 | 200.0 | 265.3 | 328.0 | 43.4 | 23.6 |
| Secondary products..... | | 311611-S | 12/80 | 102.7 | 103.9 | 108.9 | 8.1 | 4.8 |
| Meat processed from carcasses..... | 311612 | | 12/82 | 193.2 | 216.8 | 217.1 | 14.3 | 0.1 |
| Primary products..... | | 311612-P | 12/82 | 187.6 | 211.5 | 212.3 | 15.1 | 0.4 |
| Other processed, frozen, or cooked meats, made from purchased carcasses..... | | 311612-A | 12/82 | 179.7 | 210.0 | 207.8 | 12.5 | -1.0 |
| Boxed meat (beef, pork, lamb, etc.), made from purchased carcasses..... | | 311612-A1 | 06/08 | 110.2 | 128.4 | 122.8 | 16.8 | -4.4 |
| Frozen ground meat patties and other processed, frozen, or cooked meats, mfpc..... | | 311612-A5 | 09/16 | 106.3 | 124.5 | 125.1 | 10.6 | 0.5 |
| Pork, processed or cured, not canned or made into sausage, mfpc..... | | 311612-1 | 12/82 | 165.4 | 183.8 | 184.0 | 24.6 | 0.1 |
| Pork, sweet-pickled, dry-cured, or dry salt, not canned or made into sausage, mfpc..... | | 311612-11 | 09/16 | 111.7 | 123.4 | 123.8 | 15.5 | 0.3 |
| Smoked hams and picnics, excluding canned, made from purchased carcasses..... | | 311612-12 | 06/08 | 129.4 | 135.3 | 135.4 | 7.6 | 0.1 |
| Smoked slab bacon, made from purchased carcasses..... | | 311612-13 | 09/16 | 128.8 | 137.0 | 132.6 | 11.4 | -3.2 |
| Smoked sliced bacon, made from purchased carcasses..... | | 311612-14 | 06/08 | 175.3 | 208.1 | 209.9 | 43.0 | 0.9 |
| Other smoked pork, not canned or made into sausage, made from purchased carcasses..... | | 311612-15 | 06/08 | 120.2 | 125.9 | 129.5 | 11.1 | 2.9 |
| Boiled ham, barbecue pork, and other cooked pork, except canned meats and sausage, mfpc..... | | 311612-16 | 06/08 | 121.1 | 128.1 | 125.6 | 33.1 | -2.0 |
| Sausage and similar products, excluding canned, made from purchased carcasses..... | | 311612-4 | 12/82 | 211.5 | 230.9 | 236.1 | 12.9 | 2.3 |
| Fresh sausage (pork sausage, breakfast links, etc.), excluding canned, mfpc..... | | 311612-41 | 12/82 | 264.5 | 277.8 | 280.6 | 20.2 | 1.0 |
| Dry or semidry sausage (salami, cervelat, pepperoni, summer sausage, pork roll, etc), mfpc..... | | 311612-42 | 12/82 | 192.7 | 222.5 | 226.3 | 13.6 | 1.7 |

See footnotes at end of table.

Table 11. Producer price indexes for the net output of selected industries and their products, not seasonally adjusted — Continued

| Industry and product ¹ | Industry code | Product code | Index base | Index | | | Percent change to July 2021 from: | |
|--|---------------|--------------|------------|------------------------|------------------------|------------------------|-----------------------------------|-----------|
| | | | | Mar. 2021 ² | June 2021 ² | July 2021 ² | July 2020 | June 2021 |
| Meat processed from carcasses - Continued | | | | | | | | |
| Frankfurters, including wieners, excluding canned, made from purchased carcasses..... | | 311612-43 | 12/82 | 225.8 | 237.2 | 246.0 | 6.2 | 3.7 |
| Other sausage (smoked or cooked) & jellied goods & similar preparations, excluding canned, mfpc..... | | 311612-44 | 12/82 | 185.1 | 200.5 | 207.7 | 8.5 | 3.6 |
| Canned meats, excluding dog, cat, and baby food, made from purchased carcasses..... | | 311612-7 | 12/82 | 211.6 | 220.3 | — | — | — |
| Secondary products and miscellaneous receipts..... | | 311612-SM | | | | | | |
| Secondary products..... | | 311612-S | 12/82 | 195.3 | 209.1 | 200.3 | 5.5 | -4.2 |
| Rendering and meat byproduct processing..... | 311613 | | 12/82 | 323.2 | 353.6 | 346.1 | 60.8 | -2.1 |
| Primary products..... | | 311613-P | 12/82 | 321.1 | 345.1 | 339.4 | 61.2 | -1.7 |
| Lard, inedible tallow, and other greases, excluding wool grease..... | | 311613-2 | 12/82 | 340.0 | 433.9 | 408.6 | 102.7 | -5.8 |
| Animal and marine feed and fertilizer byproducts..... | | 311613-5 | 12/82 | 273.6 | 270.9 | 272.6 | 46.2 | 0.6 |
| Meat and bone meal..... | | 311613-51 | 12/82 | 207.6 | 222.8 | 226.7 | 93.3 | 1.8 |
| Animal and marine feed and fertilizer byproducts, except meat and bone meal.. | | 311613-52 | 12/82 | 359.8 | 338.3 | 337.7 | 24.8 | -0.2 |
| Secondary products and miscellaneous receipts..... | | 311613-SM | | | | | | |
| Poultry processing..... | 311615 | | 12/81 | 178.2 | 207.0 | 194.0 | 19.3 | -6.3 |
| Primary products..... | | 311615-P | 12/81 | 182.0 | 211.7 | 198.2 | 19.4 | -6.4 |
| Processed poultry and small game (except soups), containing 20 percent or more poultry or meat..... | | 311615-D | 12/81 | 166.2 | 193.2 | 163.2 | 1.5 | -15.5 |
| Young chickens, including bulk, chilled, frozen, whole, and in parts..... | | 311615-1 | 12/81 | 194.5 | 224.7 | 218.1 | 28.7 | -2.9 |
| Turkeys (including frozen, whole, and parts)..... | | 311615-7 | 12/81 | 170.3 | 204.6 | 213.0 | 35.4 | 4.1 |
| Other poultry and small game (including frozen), whole, and parts..... | | 311615-9 | 12/90 | 150.8 | 236.3 | 239.0 | 69.5 | 1.1 |
| Secondary products and miscellaneous receipts..... | | 311615-SM | | | | | | |
| Secondary products..... | | 311615-S | 12/81 | 37.5 | 40.1 | 40.4 | 32.0 | 0.7 |
| Seafood product preparation & packaging..... | 3117 | | 12/03 | 163.7 | 169.5 | 174.6 | 7.2 | 3.0 |
| Seafood product preparation and packaging..... | 31171 | | 12/03 | 163.7 | 169.5 | 174.6 | 7.2 | 3.0 |
| Seafood product preparation and packaging..... | 311710 | | 12/11 | 114.6 | 118.7 | 122.2 | 7.2 | 2.9 |
| Primary products..... | | 311710-P | 12/11 | 114.6 | 118.9 | 122.1 | 6.5 | 2.7 |
| Seafood canning..... | | 311710-1 | 12/84 | 262.8 | 264.3 | 264.4 | 5.3 | 0.0 |
| Fresh and frozen seafood processing..... | | 311710-2 | 12/82 | 259.4 | 270.6 | 279.3 | 6.8 | 3.2 |
| Prepared fresh fish/seafood, inc. surimi/surimi-based products..... | | 311710-21 | 12/82 | 362.8 | 364.4 | 378.2 | -8.8 | 3.8 |
| Prepared frozen fish..... | | 311710-22 | 12/82 | 266.1 | 275.8 | 278.1 | 3.6 | 0.8 |
| Prepared frozen shellfish..... | | 311710-23 | 12/96 | 168.4 | 183.1 | 195.4 | 29.2 | 6.7 |
| Other prepared fresh and frozen seafood..... | | 311710-24 | 12/96 | 146.6 | 152.6 | 153.4 | 6.2 | 0.5 |
| Secondary products and miscellaneous receipts..... | | 311710-SM | | | | | | |
| Miscellaneous receipts..... | | 311710-M | 12/82 | 207.0 | 209.8 | 234.0 | 28.2 | 11.5 |
| Bakeries & tortilla mfg..... | 3118 | | 12/03 | 151.3 | 152.0 | 152.5 | 1.1 | 0.3 |
| Bread & bakery product mfg..... | 31181 | | 12/03 | 159.2 | 159.8 | 160.4 | 0.4 | 0.4 |
| Retail bakeries..... | 311811 | | 12/03 | 180.1 | 181.1 | 186.8 | 4.6 | 3.1 |
| Primary products..... | | 311811-P | 12/99 | 197.1 | 198.2 | 204.6 | 4.7 | 3.2 |
| Retail bakery products..... | | 311811-0 | 12/99 | 197.1 | 198.2 | 204.6 | 4.7 | 3.2 |
| Secondary products and miscellaneous receipts..... | | 311811-SM | | | | | | |
| Miscellaneous receipts..... | | 311811-M | 06/07 | 208.6 | 213.6 | 213.6 | 2.4 | 0.0 |
| Commercial bakeries..... | 311812 | | 06/80 | 353.1 | 354.7 | 354.8 | -0.1 | 0.0 |
| Primary products..... | | 311812-P | 06/80 | 355.0 | 356.2 | 356.1 | -0.6 | 0.0 |
| Bread (white, wheat, rye, etc.), including frozen..... | | 311812-1 | 06/80 | 359.5 | 361.4 | 361.5 | -0.7 | 0.0 |
| White pan bread..... | | 311812-15 | 12/11 | 110.9 | 111.2 | 111.5 | -5.0 | 0.3 |
| White hearth bread (French, Italian, etc.)..... | | 311812-16 | 12/11 | 122.2 | 123.7 | 123.0 | 1.7 | -0.6 |
| Dark wheat breads (whole wheat, cracked wheat, multigrain, etc.)..... | | 311812-17 | 12/11 | 114.5 | 114.0 | 113.6 | 1.7 | -0.4 |
| Other variety breads (rye, unleavened, raisin, potato, self-rising, salt-free, canned, etc.)..... | | 311812-18 | 12/11 | 107.8 | 109.3 | 109.7 | 5.0 | 0.4 |
| Rolls, bread-type (including muffins, bagels, and croissants), including frozen..... | | 311812-5 | 06/80 | 332.8 | 335.0 | 333.0 | -4.2 | -0.6 |
| Rolls, hamburger and wiener..... | | 311812-51 | 12/11 | 109.1 | 109.4 | 105.6 | -10.3 | -3.5 |
| All other rolls, bread-type (incl. muffins, bagels, and croissants)..... | | 311812-59 | 12/11 | 117.8 | 119.1 | 121.9 | 2.8 | 2.4 |
| Soft cakes, excluding frozen..... | | 311812-7 | 06/80 | 397.2 | 396.1 | 396.7 | 6.9 | 0.2 |
| Pies (fruit, cream, and custard), excluding frozen..... | | 311812-8 | 06/80 | 366.1 | — | 366.1 | 0.7 | — |
| Other sweet goods, excluding frozen..... | | 311812-9 | 06/80 | 355.4 | 351.8 | 357.3 | 3.9 | 1.6 |
| Secondary products and miscellaneous receipts..... | | 311812-SM | | | | | | |
| Miscellaneous receipts..... | | 311812-M | 06/80 | 383.4 | 391.3 | 394.4 | 3.6 | 0.8 |
| Secondary products..... | | 311812-S | 06/80 | 261.4 | 263.2 | 263.3 | 3.2 | 0.0 |
| Frozen cakes and other pastries manufacturing..... | 311813 | | 06/91 | 205.0 | 204.6 | 205.2 | 0.7 | 0.3 |
| Primary products..... | | 311813-P | 12/82 | 292.3 | 291.4 | 292.3 | 0.5 | 0.3 |
| Frozen cakes, pies, and other pastries..... | | 311813-0 | 12/82 | 292.3 | 291.4 | 292.3 | 0.5 | 0.3 |
| Secondary products and miscellaneous receipts..... | | 311813-SM | | | | | | |
| Secondary products..... | | 311813-S | 06/91 | 176.6 | 177.0 | 177.5 | 2.4 | 0.3 |

See footnotes at end of table.

Table 11. Producer price indexes for the net output of selected industries and their products, not seasonally adjusted — Continued

| Industry and product ¹ | Industry code | Product code | Index base | Index | | | Percent change to July 2021 from: | |
|--|---------------|--------------|------------|------------------------|------------------------|------------------------|-----------------------------------|-----------|
| | | | | Mar. 2021 ² | June 2021 ² | July 2021 ² | July 2020 | June 2021 |
| Cookie, cracker & pasta mfg. | 31182 | | 12/03 | 138.6 | 139.5 | 139.9 | 2.3 | 0.3 |
| Cookie and cracker manufacturing. | 311821 | | 06/83 | 239.3 | 239.6 | 240.1 | 1.5 | 0.2 |
| Primary products. | | 311821-P | 06/83 | 238.5 | 238.9 | 238.9 | 1.4 | 0.0 |
| Crackers, biscuits, and related products. | | 311821-2 | 06/83 | 250.8 | 250.9 | 250.9 | 0.0 | 0.0 |
| Crackers, biscuits, and related products. | | 311821-24 | 01/12 | 100.9 | 100.9 | 100.9 | 0.0 | 0.0 |
| Cookies, wafers, and ice cream cones and cups (excluding frozen). | | 311821-4 | 06/83 | 228.4 | 228.9 | 228.9 | 2.5 | 0.0 |
| Secondary products and miscellaneous receipts. | | 311821-SM | | | | | | |
| Secondary products. | | 311821-S | 06/83 | 237.9 | 237.9 | 246.9 | 4.3 | 3.8 |
| Dry pasta, dough, and flour mixes manufacturing from purchased flour. | 311824 | | 06/85 | 197.7 | 200.1 | 200.7 | 3.1 | 0.3 |
| Primary products. | | 311824-P | 12/11 | 104.0 | 105.0 | 104.9 | 2.6 | -0.1 |
| Prepared flour mixes (incl refrigerated & frozen doughs & batters) made from purchased flour. | | 311824-1 | 06/85 | 188.8 | 190.8 | 191.6 | 3.3 | 0.4 |
| Flour mixes (refrigerated & frozen doughs & batters), ex cake mixes, made from purchased flour. | | 311824-12 | 06/85 | 185.7 | 187.8 | 188.7 | 3.6 | 0.5 |
| Dry macaroni, spaghetti and egg noodle products (excluding canned or frozen). ... | | 311824-3 | 06/85 | 207.0 | 208.7 | 205.5 | 1.0 | -1.5 |
| Secondary products and miscellaneous receipts. | | 311824-SM | | | | | | |
| Secondary products. | | 311824-S | 06/85 | 257.5 | 265.5 | 265.7 | 4.7 | 0.1 |
| Tortilla mfg. | 31183 | | 12/03 | 142.4 | 143.6 | 143.6 | 1.6 | 0.0 |
| Tortilla manufacturing. | 311830 | | 12/03 | 142.4 | 143.6 | 143.6 | 1.6 | 0.0 |
| Primary products. | | 311830-P | 06/91 | 171.2 | 172.1 | 172.1 | 1.1 | 0.0 |
| Tortillas, sold in bulk or packages, excluding frozen or canned. | | 311830-0 | 06/91 | 171.2 | 172.1 | 172.1 | 1.1 | 0.0 |
| Secondary products and miscellaneous receipts. | | 311830-SM | | | | | | |
| Miscellaneous receipts. | | 311830-M | 12/03 | 120.3 | 120.5 | 120.5 | 1.1 | 0.0 |
| Secondary products. | | 311830-S | 12/03 | 162.4 | 166.9 | 166.9 | 4.4 | 0.0 |
| Other food manufacturing. | 3119 | | 12/03 | 148.0 | 149.3 | 149.1 | 1.3 | -0.1 |
| Snack food mfg. | 31191 | | 12/03 | 149.8 | 150.2 | 150.3 | 0.1 | 0.1 |
| Roasted nuts and peanut butter manufacturing. | 311911 | | 12/03 | 146.1 | 147.2 | 147.4 | -1.6 | 0.1 |
| Primary products. | | 311911-P | 12/03 | 146.6 | 147.3 | 147.5 | -1.5 | 0.1 |
| Nuts and seeds (salted, roasted, cooked, or blanched). | | 311911-1 | 06/91 | 188.1 | 189.7 | 189.5 | -2.4 | -0.1 |
| Nuts (salted, roasted, cooked, or blanched), sold in bulk. | | 311911-11 | 06/91 | 153.6 | 155.9 | 155.6 | -8.3 | -0.2 |
| Canned nuts (salted, roasted, cooked, or blanched). | | 311911-12 | 06/91 | 148.0 | 148.0 | 148.0 | 1.4 | 0.0 |
| All other packaged nuts, including all types of seeds (salted, roasted, cooked, or blanched). | | 311911-13 | 06/91 | 259.2 | 261.4 | 261.2 | 0.3 | -0.1 |
| Peanut butter. | | 311911-4 | 12/85 | 209.0 | 206.3 | 208.8 | 3.9 | 1.2 |
| Secondary products and miscellaneous receipts. | | 311911-SM | | | | | | |
| Secondary products. | | 311911-S | 06/91 | 135.7 | 135.8 | 135.8 | 1.7 | 0.0 |
| Other snack food manufacturing. | 311919 | | 06/91 | 189.3 | 189.4 | 189.4 | 1.0 | 0.0 |
| Primary products. | | 311919-P | 12/85 | 217.4 | 217.5 | 217.5 | 1.0 | 0.0 |
| Potato chips and sticks, plain and flavored. | | 311919-1 | 12/85 | 209.6 | 209.8 | 209.8 | 1.0 | 0.0 |
| Corn chips and related products. | | 311919-4 | 12/85 | 202.5 | 202.5 | 202.5 | 0.4 | 0.0 |
| Other chips, sticks (hard pretzels, bacon rinds, popcorn (except candied), etc.). ... | | 311919-7 | 12/03 | 160.9 | 161.0 | 161.0 | 1.8 | 0.0 |
| Secondary products and miscellaneous receipts. | | 311919-SM | | | | | | |
| Coffee & tea mfg. | 31192 | | 12/03 | 146.6 | 148.5 | 147.4 | 1.4 | -0.7 |
| Coffee and tea manufacturing. | 311920 | | 06/81 | 204.9 | 207.6 | 206.2 | 1.5 | -0.7 |
| Primary products. | | 311920-P | 06/81 | 192.8 | 195.2 | 193.7 | 1.6 | -0.8 |
| Roasted coffee. | | 311920-1 | 06/81 | 201.5 | 203.6 | 202.3 | 1.8 | -0.6 |
| Coffee, concentrated, including coffee substitutes. | | 311920-5 | 06/81 | 180.8 | 180.8 | 180.8 | 0.0 | 0.0 |
| Tea in consumer packages. | | 311920-7 | 12/85 | 150.5 | 154.9 | 152.4 | 1.4 | -1.6 |
| Secondary products and miscellaneous receipts. | | 311920-SM | | | | | | |
| Miscellaneous receipts. | | 311920-M | 12/00 | 183.8 | 183.8 | - | - | - |
| Flavoring syrup & concentrate mfg. | 31193 | | 12/03 | 140.4 | 140.6 | 141.3 | 2.8 | 0.5 |
| Flavoring syrup and concentrate manufacturing. | 311930 | | 12/85 | 208.4 | 208.6 | 209.6 | 2.7 | 0.5 |
| Primary products. | | 311930-P | 12/85 | 215.9 | 216.2 | 217.3 | 2.6 | 0.5 |
| Liquid beverage bases, excluding use by soft drink bottlers. | | 311930-1 | 12/85 | 258.9 | 260.8 | 258.9 | 11.2 | -0.7 |
| Soft drink flavoring syrup, sold in bulk. | | 311930-6 | 05/15 | 124.2 | 124.2 | 124.2 | 3.7 | 0.0 |
| Other flavoring agents (except chocolate syrups). | | 311930-8 | 12/85 | 140.6 | 140.7 | 141.6 | 1.9 | 0.6 |
| Secondary products and miscellaneous receipts. | | 311930-SM | | | | | | |
| Secondary products. | | 311930-S | 06/07 | 154.3 | - | 154.7 | 3.1 | - |
| Seasoning & dressing mfg. | 31194 | | 12/03 | 163.7 | 166.0 | 165.1 | 1.1 | -0.5 |
| Mayonnaise, dressing, and sauce manufacturing. | 311941 | | 12/03 | 143.1 | 144.2 | 144.6 | 2.3 | 0.3 |
| Primary products. | | 311941-P | 06/81 | 257.7 | 260.4 | 261.2 | 2.7 | 0.3 |
| Vinegar and cider. | | 311941-1 | 12/85 | 152.5 | 159.9 | 160.8 | 6.0 | 0.6 |
| Prepared sauces, excluding tomato-based sauces and sauces comprised of 20 percent or more meat. | | 311941-4 | 06/81 | 210.2 | 210.4 | 211.0 | 0.8 | 0.3 |
| Mayonnaise, salad dressings, and sandwich spreads. | | 311941-7 | 06/81 | 268.1 | 271.2 | 272.0 | 3.3 | 0.3 |

See footnotes at end of table.

Table 11. Producer price indexes for the net output of selected industries and their products, not seasonally adjusted — Continued

| Industry and product ¹ | Industry code | Product code | Index base | Index | | | Percent change to July 2021 from: | |
|--|---------------|--------------|------------|------------------------|------------------------|------------------------|-----------------------------------|-----------|
| | | | | Mar. 2021 ² | June 2021 ² | July 2021 ² | July 2020 | June 2021 |
| Mayonnaise, dressing, and sauce manufacturing - Continued | | | | | | | | |
| Spoon-type salad dressing incl. mayonnaise, sandwich spreads, refrigerated dressings, semisolid..... | | 311941-75 | 06/07 | 140.6 | 143.9 | 143.9 | 4.8 | 0.0 |
| Pourable-type salad dressing (reduced calorie, cheese, vinegar and oil, etc.).... | | 311941-76 | 06/07 | 131.4 | 131.4 | 132.2 | 1.8 | 0.6 |
| Secondary products and miscellaneous receipts..... | | 311941-SM | | | | | | |
| Miscellaneous receipts..... | | 311941-M | 06/94 | 133.2 | 133.2 | 133.2 | 0.0 | 0.0 |
| Secondary products..... | | 311941-S | 06/81 | 217.4 | 216.9 | 217.3 | 1.2 | 0.2 |
| Spice and extract manufacturing..... | 311942 | | 12/03 | 178.3 | 181.6 | 179.5 | 0.1 | -1.2 |
| Primary products..... | | 311942-P | 12/03 | 182.4 | 185.4 | 183.0 | 0.0 | -1.3 |
| Table salt (evaporated), pepper (white and black), and other spices..... | | 311942-1 | 06/85 | 239.5 | 244.2 | 243.4 | 0.9 | -0.3 |
| Pepper and other spices in commercial sizes (1 lb or more)..... | | 311942-16 | 05/17 | 94.9 | 101.2 | 100.1 | 3.9 | -1.1 |
| Flavoring extracts, emulsions, liquid flavors, and food colorings..... | | 311942-6 | 12/85 | 349.0 | 356.9 | 346.8 | -1.0 | -2.8 |
| Dry mix food preparations..... | | 311942-7 | 06/91 | 148.1 | 148.6 | 149.4 | 1.0 | 0.5 |
| Secondary products and miscellaneous receipts..... | | 311942-SM | | | | | | |
| Secondary products..... | | 311942-S | 12/03 | 123.7 | 133.3 | 134.0 | 1.9 | 0.5 |
| All other food mfg..... | 31199 | | 12/03 | 136.5 | 138.1 | 138.3 | 2.5 | 0.1 |
| Perishable prepared food manufacturing..... | 311991 | | 12/03 | 133.6 | 133.6 | 134.4 | -1.0 | 0.6 |
| Primary products..... | | 311991-P | 12/85 | 190.7 | 190.6 | 191.8 | -1.2 | 0.6 |
| Perishable prepared foods..... | | 311991-0 | 12/85 | 190.7 | 190.6 | 191.8 | -1.2 | 0.6 |
| Secondary products and miscellaneous receipts..... | | 311991-SM | | | | | | |
| Miscellaneous receipts..... | | 311991-M | 12/03 | 212.6 | 214.4 | 213.6 | 0.4 | -0.4 |
| All other miscellaneous food manufacturing..... | 311999 | | 12/03 | 135.7 | 138.8 | 138.5 | 6.0 | -0.2 |
| Primary products..... | | 311999-P | 12/03 | 126.3 | 131.0 | 130.5 | 4.7 | -0.4 |
| All other miscellaneous manufactured foods..... | | 311999-0 | 12/03 | 126.3 | 131.0 | 130.5 | 4.7 | -0.4 |
| Secondary products and miscellaneous receipts..... | | 311999-SM | | | | | | |
| Beverage & tobacco mfg..... | 312 | | 12/03 | 166.0 | 166.2 | 167.9 | 3.6 | 1.0 |
| Beverage mfg..... | 3121 | | 12/84 | 199.9 | 199.5 | 199.6 | 0.9 | 0.1 |
| Soft drink & ice mfg..... | 31211 | | 12/03 | 146.2 | 145.5 | 146.0 | 3.4 | 0.3 |
| Soft drink manufacturing..... | 312111 | | 06/81 | 244.6 | 243.0 | 243.7 | 3.5 | 0.3 |
| Primary products..... | | 312111-P | 06/81 | 251.1 | 249.4 | 250.1 | 3.6 | 0.3 |
| Soft drinks, non-carbonated..... | | 312111-A | 12/00 | 158.0 | 150.8 | 152.9 | 0.7 | 1.4 |
| Soft drinks, non-carbonated, all other types..... | | 312111-A3 | 06/07 | 114.1 | 112.9 | 114.5 | 1.1 | 1.4 |
| Soft drinks, non-carbonated, fruit drinks, cocktails, ades..... | | 312111-A4 | 12/11 | 118.0 | 108.8 | 110.3 | 0.5 | 1.4 |
| Soft drinks, bottled, canned, glass, plastic, carbonated..... | | 312111-2 | 12/11 | 129.9 | 131.4 | 131.1 | 5.0 | -0.2 |
| Secondary products and miscellaneous receipts..... | | 312111-SM | | | | | | |
| Miscellaneous receipts..... | | 312111-M | 06/81 | 191.1 | 187.6 | 188.8 | 2.9 | 0.6 |
| Secondary products..... | | 312111-S | 06/81 | 267.0 | 272.6 | 270.1 | 2.5 | -0.9 |
| Bottled water manufacturing..... | 312112 | | 12/03 | 86.9 | 87.6 | 88.7 | 3.0 | 1.3 |
| Primary products..... | | 312112-P | 12/03 | 85.2 | 85.8 | 87.0 | 3.1 | 1.4 |
| Bottled water..... | | 312112-0 | 12/00 | 83.6 | 84.3 | 85.5 | 3.1 | 1.4 |
| Secondary products and miscellaneous receipts..... | | 312112-SM | | | | | | |
| Miscellaneous receipts..... | | 312112-M | 12/03 | 105.7 | 105.7 | 105.7 | 0.5 | 0.0 |
| Secondary products..... | | 312112-S2 | 09/18 | 100.4 | 102.6 | 104.0 | 6.1 | 1.4 |
| Ice manufacturing..... | 312113 | | 12/85 | 227.9 | 228.6 | 229.6 | 1.5 | 0.4 |
| Primary products..... | | 312113-P | 12/85 | 218.4 | 219.2 | 220.1 | 1.5 | 0.4 |
| Ice, manufactured (cubed, crushed, etc.), including can or block..... | | 312113-0 | 12/03 | 146.3 | 146.9 | 147.5 | 1.6 | 0.4 |
| Secondary products and miscellaneous receipts..... | | 312113-SM | | | | | | |
| Miscellaneous receipts..... | | 312113-M | 08/98 | 116.7 | 117.5 | 117.5 | 12.3 | 0.0 |
| Breweries..... | 31212 | | 12/03 | 142.9 | 142.8 | 142.7 | 0.6 | -0.1 |
| Breweries..... | 312120 | | 06/82 | 214.4 | 214.2 | 214.1 | 0.6 | 0.0 |
| Primary products..... | | 312120-P | 06/82 | 213.6 | 213.4 | 213.3 | 0.7 | 0.0 |
| Canned beer and ale case goods..... | | 312120-1 | 06/82 | 223.0 | 221.2 | 221.1 | -0.4 | 0.0 |
| Bottled beer and ale case goods..... | | 312120-5 | 06/82 | 186.3 | 187.6 | 187.4 | 2.0 | -0.1 |
| Beer and ale in barrels and kegs..... | | 312120-7 | 06/82 | 298.4 | 299.9 | 299.8 | 0.6 | 0.0 |
| All other malt beverages and brewing products..... | | 312120-9 | 06/82 | 166.8 | 167.1 | 167.4 | 3.3 | 0.2 |
| Secondary products and miscellaneous receipts..... | | 312120-SM | | | | | | |
| Miscellaneous receipts..... | | 312120-M | 12/02 | 131.5 | 131.5 | 131.5 | 0.0 | 0.0 |
| Wineries..... | 31213 | | 12/03 | 128.5 | 129.1 | 129.0 | 0.0 | -0.1 |
| Wineries..... | 312130 | | 12/83 | 178.6 | 179.3 | 179.3 | 0.0 | 0.0 |
| Primary products..... | | 312130-P | 12/83 | 182.7 | 183.5 | 183.4 | 0.2 | -0.1 |
| Wines, brandy, and brandy spirits..... | | 312130-0 | 12/98 | 130.5 | 131.0 | 131.0 | 0.2 | 0.0 |
| Wines, white, red & rose grape, and other fruit, 14 percent or less alcohol..... | | 312130-08 | 12/11 | 106.5 | 106.5 | 106.5 | -0.4 | 0.0 |
| Wines, white grape, 14 percent or less alcohol content..... | | 312130-0811 | 12/83 | 150.8 | 150.8 | 150.6 | -0.9 | -0.1 |
| Wines, red grape, 14 percent or less alcohol content..... | | 312130-0821 | 12/83 | 207.6 | 207.6 | 207.6 | 0.0 | 0.0 |

See footnotes at end of table.

Table 11. Producer price indexes for the net output of selected industries and their products, not seasonally adjusted — Continued

| Industry and product ¹ | Industry code | Product code | Index base | Index | | | Percent change to July 2021 from: | |
|---|---------------|--------------|------------|------------------------|------------------------|------------------------|-----------------------------------|-----------|
| | | | | Mar. 2021 ² | June 2021 ² | July 2021 ² | July 2020 | June 2021 |
| Wineries - Continued | | | | | | | | |
| Wines, rose grape & other fruits & berries, 14 percent or less alcohol | | 312130-0831 | 12/11 | 137.4 | — | 137.4 | 0.0 | — |
| Wines, dessert, effervescent, and wine coolers | | 312130-09 | 12/11 | 120.5 | 122.4 | 122.4 | 2.1 | 0.0 |
| Wines, effervescent, including sparkling (carbonated), wine coolers | | 312130-0921 | 12/11 | 122.2 | 124.6 | 124.6 | 2.6 | 0.0 |
| Other wines, brandy, and brandy spirits | | 312130-0B | 06/06 | 121.9 | 123.8 | 123.8 | 1.6 | 0.0 |
| Secondary products and miscellaneous receipts | | 312130-SM | | | | | | |
| Miscellaneous receipts | | 312130-M | 12/91 | 149.2 | 149.2 | 149.2 | -2.5 | 0.0 |
| Distilleries | 31214 | | 12/03 | 103.8 | 104.4 | 102.4 | -12.0 | -1.9 |
| Distilleries | 312140 | | 06/83 | 170.9 | 171.8 | 168.5 | -12.1 | -1.9 |
| Primary products | | 312140-P | 06/83 | 165.7 | 166.7 | 163.3 | -12.7 | -2.0 |
| Distilled liquor, excluding brandy | | 312140-2 | 07/98 | 74.7 | 75.7 | 72.3 | -22.7 | -4.5 |
| Distilled whiskey, all other distilled liquor, excluding brandy | | 312140-22 | 12/11 | 112.1 | 115.6 | 115.6 | 3.3 | 0.0 |
| Bottled liquor, excluding brandy | | 312140-5 | 06/83 | 194.8 | 194.5 | 194.9 | -2.0 | 0.2 |
| Bottled whiskey | | 312140-5B | 06/12 | 103.0 | 103.0 | 103.0 | 0.2 | 0.0 |
| Bottled gin, vodka, rum, cordials, cocktails, and similiar compounds | | 312140-5C | 06/12 | 99.1 | 98.8 | 99.2 | -4.7 | 0.4 |
| Secondary products and miscellaneous receipts | | 312140-SM | | | | | | |
| Miscellaneous receipts | | 312140-M | 08/83 | 188.8 | 189.0 | 188.8 | 8.1 | -0.1 |
| Tobacco mfg. | 3122 | | 12/84 | 870.3 | 877.1 | 900.4 | 8.8 | 2.7 |
| Tobacco manufacturing | 31223 | | 12/82 | 952.8 | 960.2 | 985.7 | 8.8 | 2.7 |
| Tobacco manufacturing | 312230 | | 12/11 | 158.8 | 160.0 | 164.3 | 8.8 | 2.7 |
| Primary products | | 312230-P | 12/11 | 162.4 | 163.7 | 168.2 | 8.9 | 2.7 |
| Tobacco stemming and redrying | | 312230-0 | 06/84 | 114.9 | 115.2 | 115.2 | 0.5 | 0.0 |
| Tobacco, unstemmed leaf, redried before packing | | 312230-01 | 12/03 | 116.8 | 117.3 | 117.3 | 0.9 | 0.0 |
| Tobacco, stemmed | | 312230-04 | 06/84 | 104.8 | 104.8 | — | — | — |
| Cigarettes, excluding electronic | | 312230-1 | 12/82 | 1,032.1 | 1,041.5 | 1,073.7 | 9.6 | 3.1 |
| Other tobacco products | | 312230-9 | 12/03 | 203.1 | 203.6 | 205.8 | 7.0 | 1.1 |
| Cigars | | 312230-91 | 12/82 | 594.7 | 594.7 | 594.7 | 0.2 | 0.0 |
| Chewing and smoking tobacco | | 312230-94 | 12/82 | 831.9 | 834.6 | 846.0 | 8.6 | 1.4 |
| Secondary products and miscellaneous receipts | | 312230-SM | | | | | | |
| Textile mills | 313 | | 12/03 | 141.7 | 146.5 | 148.5 | 10.5 | 1.4 |
| Fiber, yarn, and thread mills | 3131 | | 12/84 | 145.0 | 152.7 | 154.2 | 16.4 | 1.0 |
| Fiber, yarn, and thread mills | 31311 | | 12/84 | 145.0 | 152.7 | 154.2 | 16.4 | 1.0 |
| Fiber, yarn, and thread mills | 313110 | | 12/11 | 100.9 | 106.3 | 107.3 | 16.4 | 0.9 |
| Primary products | | 313110-P | 12/11 | 100.3 | 105.8 | 106.9 | 16.7 | 1.0 |
| Thread | | 313110-L | 06/84 | 250.6 | 250.6 | 251.0 | 0.2 | 0.2 |
| Spun yarns | | 313110-4 | 12/82 | 133.9 | 140.6 | 141.9 | 19.5 | 0.9 |
| Carded cotton spun yarns | | 313110-41 | 12/82 | 106.3 | 112.0 | 113.0 | 27.3 | 0.9 |
| Noncellulosic fiber and other natural fiber (excluding cotton and wool) spun yarns | | 313110-47 | 12/96 | 140.3 | 147.2 | 148.8 | 12.8 | 1.1 |
| Greige other noncellulosic fiber and other natural fiber spun yarns | | 313110-473 | 12/96 | 141.7 | 148.4 | 150.2 | 11.6 | 1.2 |
| Textured and twisted yarns | | 313110-6 | 12/82 | 168.0 | 178.6 | 180.8 | 13.6 | 1.2 |
| Textured/cripped/bulked filament yarns, incl. stretch yarn, made from purchased filament yarn | | 313110-6H | 12/82 | 176.5 | 187.8 | 190.2 | 13.9 | 1.3 |
| Secondary products and miscellaneous receipts | | 313110-SM | | | | | | |
| Fabric mills | 3132 | | 12/03 | 136.1 | 139.3 | 141.4 | 7.4 | 1.5 |
| Broadwoven fabric mills | 31321 | | 12/03 | 138.3 | 139.3 | 139.7 | 4.0 | 0.3 |
| Broadwoven fabric mills | 313210 | | 12/03 | 138.3 | 139.2 | 139.7 | 4.1 | 0.4 |
| Primary products | | 313210-P | 12/03 | 137.8 | 138.8 | 139.3 | 4.3 | 0.4 |
| Greige manmade fiber broadwoven fabrics | | 313210-F | 06/11 | 104.8 | 105.1 | 106.3 | 5.6 | 1.1 |
| Greige manmade fiber broadwoven fabrics 85 pct or more filament yarn exc rayon/acetate/lyocell | | 313210-FG | 06/81 | 149.2 | 149.3 | 152.6 | 11.1 | 2.2 |
| Finished manmade/natural fiber (exc. cotton/wool) broadwoven fabrics, finished in weaving mills | | 313210-K | 06/81 | 167.2 | 166.8 | 165.0 | 2.2 | -1.1 |
| Fabricated textile products, made in weaving mills | | 313210-W | 12/06 | 143.3 | 143.3 | 143.3 | 0.3 | 0.0 |
| Greige and finished wool broadwoven fabrics and felts | | 313210-X | 06/11 | 133.7 | 133.7 | 133.7 | -1.3 | 0.0 |
| Secondary products and miscellaneous receipts | | 313210-SM | | | | | | |
| Narrow fabric mills and schiffli embroidery | 31322 | | 06/84 | 190.4 | 197.0 | 203.5 | 9.2 | 3.3 |
| Narrow fabric mills and schiffli embroidery | 313220 | | 06/84 | 193.1 | 199.8 | 206.4 | 9.3 | 3.3 |
| Primary products | | 313220-P | 06/84 | 197.8 | 204.5 | 211.3 | 9.1 | 3.3 |
| Woven narrow fabrics (12 inches or less in width) | | 313220-2 | 06/84 | 195.1 | 205.2 | 206.4 | 7.4 | 0.6 |
| Braided narrow fabrics (12 inches or less in width) | | 313220-4 | 06/84 | 264.2 | 265.4 | 290.5 | 13.0 | 9.5 |
| Secondary products and miscellaneous receipts | | 313220-SM | | | | | | |
| Secondary products | | 313220-S | 06/84 | 185.8 | 200.2 | 213.3 | 22.0 | 6.5 |
| Nonwoven fabric mills | 31323 | | 12/03 | 129.0 | 133.1 | 135.1 | 8.8 | 1.5 |

See footnotes at end of table.

Table 11. Producer price indexes for the net output of selected industries and their products, not seasonally adjusted — Continued

| Industry and product ¹ | Industry code | Product code | Index base | Index | | | Percent change to July 2021 from: | |
|---|---------------|--------------|------------|------------------------|------------------------|------------------------|-----------------------------------|-----------|
| | | | | Mar. 2021 ² | June 2021 ² | July 2021 ² | July 2020 | June 2021 |
| Nonwoven fabric mills..... | 313230 | | 12/85 | 154.0 | 158.9 | 161.3 | 8.7 | 1.5 |
| Primary products..... | | 313230-P | 12/85 | 161.0 | 166.2 | 168.5 | 9.0 | 1.4 |
| Nonwoven fabrics..... | | 313230-1 | 12/85 | 162.8 | 168.9 | 171.0 | 10.2 | 1.2 |
| Pressed, punched, or needled felts, excluding hats..... | | 313230-5 | 12/85 | 145.2 | 149.5 | 147.7 | 2.1 | -1.2 |
| Secondary products and miscellaneous receipts..... | | 313230-SM | | | | | | |
| Knit fabric mills..... | 31324 | | 12/03 | 130.3 | 132.5 | 136.9 | 8.2 | 3.3 |
| Knit fabric mills..... | 313240 | | 12/11 | 109.5 | 111.4 | 115.1 | 8.2 | 3.3 |
| Primary products..... | | 313240-P | 12/11 | 108.3 | 110.1 | 112.7 | 6.3 | 2.4 |
| Weft (circular) knit fabrics..... | | 313240-2 | 06/81 | 129.1 | 132.3 | 136.3 | 7.3 | 3.0 |
| Weft (circular) knit fabrics, greige goods (excl uding hosiery)..... | | 313240-21 | 06/81 | 150.1 | 150.9 | 163.2 | 8.4 | 8.2 |
| Weft (circular) knit fabrics, knit and finished in the same establishment (excl hosiery)..... | | 313240-23 | 12/94 | 118.6 | 123.0 | 122.8 | 6.6 | -0.2 |
| Other knit fabrics and laces..... | | 313240-4 | 06/81 | 142.6 | 144.0 | 146.4 | 5.3 | 1.7 |
| Warp knit fabrics, greige goods (excluding hosiery)..... | | 313240-41 | 06/81 | 172.4 | 179.1 | 179.4 | 10.1 | 0.2 |
| Warp knit fabrics, knit and finished in same establishment..... | | 313240-43 | 12/03 | 118.1 | 118.6 | 121.3 | 4.9 | 2.3 |
| Secondary products and miscellaneous receipts..... | | 313240-SM1 | | | | | | |
| Textile and fabric finishing mills..... | 3133 | | 12/03 | 154.9 | 161.2 | 163.4 | 12.1 | 1.4 |
| Textile and fabric finishing mills..... | 31331 | | 12/03 | 157.2 | 165.0 | 167.5 | 15.8 | 1.5 |
| Textile and fabric finishing mills..... | 313310 | | 12/11 | 124.1 | 130.2 | 132.2 | 15.8 | 1.5 |
| Primary products..... | | 313310-P | 12/11 | 124.5 | 131.0 | 133.1 | 16.8 | 1.6 |
| Textile and fabric finishing, except broadwoven..... | | 313310-B | 12/03 | 122.6 | 125.9 | 125.8 | 5.9 | -0.1 |
| Finished broadwoven fabrics, finished in finishing mills..... | | 313310-4 | 12/03 | 181.5 | 193.3 | 198.0 | 22.7 | 2.4 |
| Finished cotton broadwoven fabrics, finished in finishing mills..... | | 313310-41 | 06/84 | 176.0 | — | 188.5 | 7.1 | — |
| Commission finishing of cotton broadwoven fabrics..... | | 313310-43 | 06/84 | 253.6 | 259.1 | 259.7 | 9.3 | 0.2 |
| Other finished broadwoven fabrics (excl. cotton and wool), finished in finishing mills..... | | 313310-45 | 06/84 | 270.1 | 306.7 | 313.4 | 51.5 | 2.2 |
| Other commission finishing of broadwoven fabrics (excl. cotton & wool)..... | | 313310-47 | 06/84 | 257.3 | 260.8 | 259.6 | 0.3 | -0.5 |
| Secondary products and miscellaneous receipts..... | | 313310-SM | | | | | | |
| Fabric coating mills..... | 31332 | | 12/03 | 155.6 | 158.5 | 159.8 | 3.7 | 0.8 |
| Fabric coating mills..... | 313320 | | 06/85 | 219.7 | 223.8 | 225.7 | 3.7 | 0.8 |
| Primary products..... | | 313320-P | 06/85 | 216.4 | 219.7 | 221.7 | 3.5 | 0.9 |
| Vinyl coated fabrics, including expanded vinyl coated..... | | 313320-1 | 06/85 | 227.9 | 233.0 | 234.5 | 4.3 | 0.6 |
| Rubber coated fabrics, garment and footwear..... | | 313320-4 | 12/03 | 169.6 | 176.5 | 176.5 | 6.6 | 0.0 |
| Coated or laminated fabrics and coated yarns, incl. impregnated fabrics..... | | 313320-5 | 06/06 | 125.5 | 126.5 | 127.9 | 2.5 | 1.1 |
| Secondary products and miscellaneous receipts..... | | 313320-SM | | | | | | |
| Secondary products..... | | 313320-S | 06/85 | 191.2 | 189.3 | 194.0 | 3.1 | 2.5 |
| Textile product mills..... | 314 | | 12/03 | 139.6 | 142.7 | 143.8 | 3.5 | 0.8 |
| Textile furnishings mills..... | 3141 | | 12/03 | 141.4 | 144.1 | 145.0 | 2.4 | 0.6 |
| Carpet and rug mills..... | 31411 | | 12/84 | 177.5 | 180.9 | 180.8 | 2.8 | -0.1 |
| Carpet and rug mills..... | 314110 | | 06/90 | 162.4 | 165.6 | 165.5 | 2.8 | -0.1 |
| Primary products..... | | 314110-P | 06/90 | 164.1 | 167.4 | 167.3 | 2.8 | -0.1 |
| Carpet and rugs..... | | 314110-0 | 06/90 | 164.1 | 167.4 | 167.3 | 2.8 | -0.1 |
| Secondary products and miscellaneous receipts..... | | 314110-SM | | | | | | |
| Curtain and linen mills..... | 31412 | | 12/03 | 138.7 | 141.3 | 144.3 | 1.5 | 2.1 |
| Curtain and linen mills..... | 314120 | | 06/83 | 162.3 | 165.3 | 168.8 | 1.5 | 2.1 |
| Primary products..... | | 314120-P | 06/83 | 162.1 | 164.5 | 167.8 | 0.4 | 2.0 |
| Curtains and draperies, made from purchased materials..... | | 314120-1 | 06/84 | 193.3 | 199.0 | 198.8 | 3.3 | -0.1 |
| Other household textile products, made from purchased materials..... | | 314120-8 | 06/83 | 161.2 | 162.9 | 167.2 | -0.5 | 2.6 |
| Bedspreads, made from purchased materials..... | | 314120-83 | 06/83 | 130.2 | 135.0 | 135.0 | 5.2 | 0.0 |
| Other household furnishings, made from purchased materials..... | | 314120-89 | 06/83 | 153.7 | 155.2 | 160.0 | -0.8 | 3.1 |
| Secondary products and miscellaneous receipts..... | | 314120-SM | | | | | | |
| Miscellaneous receipts..... | | 314120-M | 06/83 | 165.7 | 170.5 | 177.1 | 8.1 | 3.9 |
| Secondary products..... | | 314120-S | 06/83 | 189.2 | 207.9 | 208.2 | 16.2 | 0.1 |
| Other textile product mills..... | 3149 | | 12/03 | 135.4 | 139.1 | 140.3 | 5.1 | 0.9 |
| Textile bag and canvas mills..... | 31491 | | 12/03 | 145.5 | 148.8 | 152.4 | 5.9 | 2.4 |
| Textile bag and canvas mills..... | 314910 | | 12/11 | 121.4 | 124.2 | 127.2 | 5.9 | 2.4 |
| Primary products..... | | 314910-P | 12/11 | 122.6 | 125.3 | 128.8 | 6.2 | 2.8 |
| Textile bags..... | | 314910-1 | 12/85 | 181.8 | — | 192.6 | 7.0 | — |
| Duffle bags..... | | 314910-11 | 12/02 | 137.3 | — | 137.3 | 1.3 | — |
| Canvas and related products..... | | 314910-5 | 12/85 | 316.4 | 325.0 | 332.0 | 6.1 | 2.2 |
| Secondary products and miscellaneous receipts..... | | 314910-SM | | | | | | |
| Miscellaneous receipts..... | | 314910-M | 12/11 | 108.5 | 111.7 | 111.7 | 2.9 | 0.0 |
| Secondary products..... | | 314910-S | 12/11 | 128.1 | — | 130.6 | 4.9 | — |

See footnotes at end of table.

Table 11. Producer price indexes for the net output of selected industries and their products, not seasonally adjusted — Continued

| Industry and product ¹ | Industry code | Product code | Index base | Index | | | Percent change to July 2021 from: | |
|--|---------------|--------------|------------|------------------------|------------------------|------------------------|-----------------------------------|-----------|
| | | | | Mar. 2021 ² | June 2021 ² | July 2021 ² | July 2020 | June 2021 |
| All other textile product mills..... | 31499 | | 12/03 | 129.7 | 133.6 | 133.7 | 4.7 | 0.1 |
| Rope, twine, tire cord, and tire fabric mills..... | 314994 | | 12/11 | 90.8 | 96.1 | 97.6 | 7.4 | 1.6 |
| Primary products..... | | 314994-P | 12/11 | 88.1 | 93.5 | 94.9 | 7.6 | 1.5 |
| Rope, cordage, and twine..... | | 314994-4 | 06/85 | 235.7 | 255.4 | 266.8 | 20.0 | 4.5 |
| Tire cord and tire fabrics..... | | 314994-7 | 06/84 | 111.1 | — | 115.4 | -0.4 | — |
| Secondary products and miscellaneous receipts..... | | 314994-SM | | | | | | |
| All other miscellaneous textile product mills..... | 314999 | | 12/03 | 127.4 | 130.1 | 129.8 | 4.0 | -0.2 |
| Primary products..... | | 314999-P | 12/03 | 127.2 | 130.4 | 129.7 | 3.9 | -0.5 |
| Embroideries (excluding Schiffli machine products) and embroidery contractors. . . | | 314999-6 | 12/11 | 115.6 | 117.7 | 117.6 | 2.5 | -0.1 |
| Trimmings and findings, excluding automobile and apparel..... | | 314999-7 | 12/03 | 168.5 | 169.0 | — | — | — |
| All other miscellaneous fabricated textile products..... | | 314999-8 | 12/03 | 126.2 | 129.6 | 128.7 | 3.7 | -0.7 |
| Secondary products and miscellaneous receipts..... | | 314999-SM | | | | | | |
| Miscellaneous receipts..... | | 314999-M | 12/03 | 139.6 | 138.2 | 140.6 | 4.8 | 1.7 |
| Secondary products..... | | 314999-S | 12/03 | 119.7 | 121.6 | 121.8 | 3.5 | 0.2 |
| Apparel manufacturing..... | 315 | | 12/03 | 116.8 | 117.3 | 117.9 | 0.4 | 0.5 |
| Apparel knitting mills..... | 3151 | | 12/84 | 131.1 | 132.1 | 132.3 | 0.9 | 0.2 |
| Hosiery and sock mills..... | 31511 | | 12/84 | 134.2 | 135.6 | 135.9 | 1.3 | 0.2 |
| Hosiery and sock mills..... | 315110 | | 12/10 | 113.0 | 114.2 | 114.5 | 1.3 | 0.3 |
| Primary products..... | | 315110-P | 12/10 | 108.6 | 109.8 | 110.0 | 1.3 | 0.2 |
| Hosiery and socks..... | | 315110-0 | 05/20 | 100.0 | 101.0 | 101.3 | 1.3 | 0.3 |
| Other apparel knitting mills..... | 31519 | | 12/06 | 116.0 | 116.4 | 116.4 | 0.3 | 0.0 |
| Other apparel knitting mills..... | 315190 | | 12/11 | 105.8 | 106.2 | 106.1 | 0.3 | -0.1 |
| Primary products..... | | 315190-P | 12/11 | 107.6 | 108.2 | 108.2 | 0.6 | 0.0 |
| Secondary products and miscellaneous receipts..... | | 315190-SM | | | | | | |
| Cut and sew apparel manufacturing..... | 3152 | | 12/03 | 115.1 | 115.0 | 115.7 | -0.3 | 0.6 |
| Cut and sew apparel contractors..... | 31521 | | 12/03 | 115.6 | 115.6 | 116.0 | 0.3 | 0.3 |
| Cut and sew apparel contractors..... | 315210 | | 12/11 | 110.3 | 110.3 | 110.7 | 0.4 | 0.4 |
| Primary products..... | | 315210-P | 12/11 | 110.4 | 110.4 | 110.5 | 0.1 | 0.1 |
| Contract receipts for women's, girls', and infants' apparel..... | | 315210-2 | 12/03 | 111.2 | 111.2 | 111.4 | 0.2 | 0.2 |
| Contract receipts for women's, girls', & infants' nontailored coats, jackets, & other outerwear..... | | 315210-27 | 06/07 | 105.5 | 105.5 | 105.5 | 0.0 | 0.0 |
| Contract receipts for men's and boys' (including unisex) apparel..... | | 315210-4 | 12/03 | 129.1 | 129.1 | 129.3 | 0.2 | 0.2 |
| Contract receipts for men's and boys' pants, work apparel, and other outerwear..... | | 315210-48 | 06/07 | 107.4 | 107.4 | 107.4 | 0.0 | 0.0 |
| Secondary products and miscellaneous receipts..... | | 315210-SM | | | | | | |
| Men's and boys' cut and sew apparel mfg..... | 31522 | | 12/03 | 125.4 | 125.8 | 126.0 | 1.8 | 0.2 |
| Men's and boys' cut and sew apparel manufacturing..... | 315220 | | 12/11 | 113.9 | 114.3 | 114.5 | 1.9 | 0.2 |
| Primary products..... | | 315220-P | 12/11 | 112.4 | 112.9 | 112.9 | 2.1 | 0.0 |
| Men's and boys' work clothing..... | | 315220-C | 12/81 | 164.8 | 164.7 | 164.7 | -0.5 | 0.0 |
| Men's and boys' work clothing and washable service apparel (excl. work shirts and jeans), mfpm..... | | 315220-C3 | 12/81 | 168.1 | 168.0 | 168.0 | -0.7 | 0.0 |
| Men's and boys' other outerwear..... | | 315220-E | 12/83 | 176.4 | 177.1 | 177.6 | 2.4 | 0.3 |
| Men's and boys' nontailored coats, jackets, and vests (excl. ski apparel & work jackets), mfpm..... | | 315220-E1 | 12/83 | 194.6 | 195.7 | 196.3 | 3.0 | 0.3 |
| Men's and boys' heavyweight nontailored coats, jackets, and vests (excl. ski apparel & work)..... | | 315220-E11 | 06/07 | 162.4 | 164.0 | 164.9 | 3.2 | 0.5 |
| Men's and boys' lightweight nontailored coats, jackets, and vests (excl. ski apparel & work)..... | | 315220-E12 | 06/07 | 124.9 | 124.9 | 124.9 | 2.7 | 0.0 |
| Men's and boys' nightwear, robes, and underwear, made from purchased fabrics..... | | 315220-1 | 12/03 | 150.7 | 152.3 | 152.3 | 2.5 | 0.0 |
| Men's and boys' suits, coats, and overcoats..... | | 315220-2 | 12/80 | 189.8 | — | — | — | — |
| Men's and boys' tailored suits, including dress uniforms (firefighter, military, police, etc.)..... | | 315220-22 | 06/02 | 114.9 | — | — | — | — |
| Men's and boys' shirts, except work shirts..... | | 315220-6 | 06/83 | 172.8 | 174.0 | 174.0 | 3.6 | 0.0 |
| Men's and boys' knit dress and sport shirts, made from purchased fabrics. | | 315220-61 | 06/83 | 149.8 | 152.0 | 152.0 | 1.9 | 0.0 |
| Men's and boys' woven dress and sport shirts, made from purchased fabrics. . . | | 315220-63 | 06/83 | 178.1 | — | — | — | — |
| Secondary products and miscellaneous receipts..... | | 315220-SM | | | | | | |
| Secondary products..... | | 315220-S | 12/11 | 112.4 | 112.1 | 113.6 | 2.3 | 1.3 |
| Women's & girls' cut & sew apparel mfg..... | 31524 | | 12/03 | 107.2 | 106.8 | 107.8 | -2.3 | 0.9 |
| Women's, girls', and infants' cut and sew apparel manufacturing..... | 315240 | | 12/11 | 104.8 | 104.5 | 105.5 | -2.1 | 1.0 |
| Primary products..... | | 315240-P | 12/11 | 104.4 | 103.9 | 105.2 | -2.6 | 1.3 |
| Women's and girls' lingerie and nightwear..... | | 315240-1 | 12/03 | 117.5 | 117.5 | 117.5 | 0.0 | 0.0 |
| Women's and girls' underwear, excluding foundation garments, made from purchased fabrics..... | | 315240-11 | 12/03 | 113.7 | 113.7 | 113.7 | 0.0 | 0.0 |

See footnotes at end of table.

Table 11. Producer price indexes for the net output of selected industries and their products, not seasonally adjusted — Continued

| Industry and product ¹ | Industry code | Product code | Index base | Index | | | Percent change to July 2021 from: | |
|---|---------------|--------------|------------|------------------------|------------------------|------------------------|-----------------------------------|-----------|
| | | | | Mar. 2021 ² | June 2021 ² | July 2021 ² | July 2020 | June 2021 |
| Women's, girls', and infants' cut and sew apparel manufacturing - Continued | | | | | | | | |
| Women's and girls' nightwear, excluding robes and dressing gowns, made from purchased fabrics. | | 315240-13 | 12/03 | 117.4 | 117.4 | 117.4 | 0.0 | 0.0 |
| Women's and girls' blouses and shirts. | | 315240-2 | 06/83 | 168.7 | 167.2 | 172.6 | 3.3 | 3.2 |
| Women's and girls' knit shirts and blouses, made from purchased fabrics. | | 315240-21 | 06/93 | 134.0 | 134.3 | 138.0 | 2.0 | 2.8 |
| Women's and girls' woven shirts and blouses, made from purchased fabrics. | | 315240-23 | 06/83 | 201.8 | 192.0 | 201.7 | 8.3 | 5.1 |
| Women's and girls' dresses, made from purchased fabrics. | | 315240-3 | 12/80 | 132.0 | 132.0 | 132.0 | 0.0 | 0.0 |
| Women's and girls' suits, coats, and skirts. | | 315240-4 | 12/82 | 127.4 | 127.8 | 127.8 | 0.4 | 0.0 |
| Women's and girls' skirts, made from purchased fabrics. | | 315240-46 | 12/82 | 131.9 | 131.9 | 131.9 | 0.2 | 0.0 |
| Women's and girls' tailored jackets and vests, excluding fur and leather, mfpm. | | 315240-48 | 12/98 | 117.1 | — | — | — | — |
| Women's and girls' other outerwear. | | 315240-8 | 06/83 | 104.4 | 103.7 | 104.4 | -13.3 | 0.7 |
| Women's and girls' sweaters, including sweater vests, made from purchased fabrics. | | 315240-82 | 12/06 | 109.3 | 109.3 | — | — | — |
| Women's and girls' shorts, including tennis skirts, made from purchased fabrics. | | 315240-84 | 06/93 | 114.3 | 98.3 | 114.3 | -0.9 | 16.3 |
| Women's and girls' slacks, jeans, & jean-cut casual slacks (exc. sweatpants), mfpm. | | 315240-86 | 06/83 | 67.2 | — | 67.2 | -24.1 | — |
| Women's and girls' sweatpants, bodysuits, warm-up suits, rompers, & beachwear (exc. swimwear). | | 315240-88 | 06/07 | 132.2 | 132.2 | — | — | — |
| Women's and girls' swimwear, made from purchased fabrics. | | 315240-8A | 12/83 | 161.7 | 161.7 | 161.7 | 0.5 | 0.0 |
| Women's and girls' nontailored coats, jackets, vests, and washable service apparel, mfpm. | | 315240-8T | 06/07 | 88.2 | 88.2 | 88.2 | 0.0 | 0.0 |
| Infants' apparel, made from purchased fabrics. | | 315240-9 | 12/03 | 118.4 | 118.4 | — | — | — |
| Secondary products and miscellaneous receipts. | | 315240-SM | | | | | | |
| Secondary products. | | 315240-S | 12/11 | 98.3 | 98.8 | 98.8 | -4.6 | 0.0 |
| Other cut and sew apparel manufacturing. | 31528 | | 12/03 | 144.3 | 144.5 | 144.5 | 3.0 | 0.0 |
| Other cut and sew apparel manufacturing. | 315280 | | 12/03 | 141.9 | 142.2 | 142.2 | 3.0 | 0.0 |
| Primary products. | | 315280-P | 12/03 | 144.6 | 144.8 | 144.8 | 2.8 | 0.0 |
| Fur and leather apparel, made from purchased materials. | | 315280-2 | 12/03 | 183.2 | 183.2 | 183.2 | 2.1 | 0.0 |
| All other cut and sew apparel, made from purchased materials. | | 315280-6 | 12/03 | 143.3 | 143.5 | 143.5 | 3.0 | 0.0 |
| Team sport uniforms, men's and boys', made from purchased fabrics. | | 315280-65 | 12/06 | 134.1 | 135.1 | 135.1 | 7.2 | 0.0 |
| Vestments and costumes, made from purchased materials. | | 315280-69 | 12/03 | 134.3 | — | 134.3 | 2.4 | — |
| Secondary products and miscellaneous receipts. | | 315280-SM | | | | | | |
| Secondary products. | | 315280-S | 12/03 | 95.2 | 99.5 | 99.5 | 8.5 | 0.0 |
| Accessories and other apparel manufacturing. | 3159 | | 12/03 | 135.9 | 141.1 | 141.3 | 5.9 | 0.1 |
| Accessories and other apparel manufacturing. | 31599 | | 12/03 | 135.9 | 141.1 | 141.3 | 5.9 | 0.1 |
| Accessories and other apparel manufacturing. | 315990 | | 12/11 | 122.3 | 126.9 | 127.1 | 5.9 | 0.2 |
| Primary products. | | 315990-P | 12/11 | 118.6 | 123.7 | 124.0 | 6.7 | 0.2 |
| All other accessories and apparel. | | 315990-B | 12/03 | 116.8 | 122.2 | 122.1 | 5.7 | -0.1 |
| Leather belts, made from purchased materials. | | 315990-BC | 06/85 | 154.5 | — | — | — | — |
| All other apparel accessories, made from purchased materials. | | 315990-BE | 12/11 | 115.1 | 119.0 | 119.0 | 4.8 | 0.0 |
| Hats, caps, and millinery products. | | 315990-4 | 12/90 | 206.6 | 225.7 | 226.6 | 13.3 | 0.4 |
| Men's and boys' fabric, straw, and felt hats, made from purchased materials. | | 315990-41 | 12/90 | 216.9 | 227.3 | 229.6 | 12.2 | 1.0 |
| Women's, girls', and infants' fabric, straw, and felt hats, made from purchased materials. | | 315990-43 | 12/90 | 159.9 | 159.9 | 159.9 | 0.0 | 0.0 |
| Hat bodies and fabric caps, made from purchased materials. | | 315990-45 | 12/90 | 210.9 | 240.0 | 240.0 | 15.6 | 0.0 |
| Gloves and mittens, made from purchased materials. | | 315990-7 | 12/03 | 160.6 | 160.6 | 162.0 | 5.4 | 0.9 |
| Secondary products and miscellaneous receipts. | | 315990-SM | | | | | | |
| Miscellaneous receipts. | | 315990-M | 12/11 | 133.4 | 136.2 | 136.2 | 3.9 | 0.0 |
| Secondary products. | | 315990-S | 12/11 | 126.3 | 131.8 | 129.8 | 5.0 | -1.5 |
| Leather and allied product manufacturing. | 316 | | 12/84 | 179.3 | 183.4 | 187.6 | 9.6 | 2.3 |
| Leather and hide tanning and finishing. | 3161 | | 06/81 | 189.4 | 205.4 | 219.8 | 40.4 | 7.0 |
| Leather and hide tanning and finishing. | 31611 | | 06/81 | 189.4 | 205.4 | 219.8 | 40.4 | 7.0 |
| Leather and hide tanning and finishing. | 316110 | | 06/81 | 189.3 | 205.3 | 219.7 | 40.6 | 7.0 |
| Primary products. | | 316110-P | 06/81 | 186.0 | 202.3 | 217.0 | 42.3 | 7.3 |
| Finished and unfinished leather. | | 316110-1 | 12/97 | 103.1 | 113.7 | 123.3 | 51.3 | 8.4 |
| Tanning or finishing leather owned by others, and furs, dressed and dyed or bleached. | | 316110-2 | 06/11 | 113.9 | 114.2 | 114.2 | 1.6 | 0.0 |
| Contract and commission receipts for tanning or finishing leather owned by others. | | 316110-21 | 06/81 | 180.0 | 180.4 | 180.4 | 2.4 | 0.0 |
| Secondary products and miscellaneous receipts. | | 316110-SM | | | | | | |
| Footwear manufacturing. | 3162 | | 12/03 | 137.1 | 137.8 | 138.9 | 2.4 | 0.8 |
| Footwear manufacturing. | 31621 | | 12/03 | 137.1 | 137.8 | 138.9 | 2.4 | 0.8 |
| Footwear manufacturing. | 316210 | | 12/11 | 121.2 | 121.8 | 122.8 | 2.5 | 0.8 |
| Primary products. | | 316210-P | 12/11 | 120.2 | 120.6 | 121.7 | 2.5 | 0.9 |
| Rubber and plastics footwear, including athletic footwear. | | 316210-1 | 12/80 | 153.4 | 155.7 | 156.8 | 1.6 | 0.7 |

See footnotes at end of table.

Table 11. Producer price indexes for the net output of selected industries and their products, not seasonally adjusted — Continued

| Industry and product ¹ | Industry code | Product code | Index base | Index | | | Percent change to July 2021 from: | |
|---|---------------|--------------|------------|------------------------|------------------------|------------------------|-----------------------------------|-----------|
| | | | | Mar. 2021 ² | June 2021 ² | July 2021 ² | July 2020 | June 2021 |
| Footwear manufacturing - Continued | | | | | | | | |
| Men's footwear (size 6 and larger), excluding athletic..... | | 316210-2 | 12/93 | 169.7 | 167.7 | 170.2 | 3.1 | 1.5 |
| Women's footwear (size 4 and larger), excluding athletic..... | | 316210-5 | 12/93 | 136.1 | 136.7 | 136.8 | 0.6 | 0.1 |
| Secondary products and miscellaneous receipts..... | | 316210-SM | | | | | | |
| Miscellaneous receipts..... | | 316210-M | 12/11 | 135.7 | 144.6 | 141.5 | 5.7 | -2.1 |
| Other leather product manufacturing..... | 3169 | | 12/03 | 137.9 | 138.4 | 139.3 | 1.2 | 0.7 |
| Other leather product manufacturing..... | 31699 | | 12/03 | 137.9 | 138.4 | 139.3 | 1.2 | 0.7 |
| Women's handbag and purse manufacturing..... | 316992 | | 06/82 | 192.8 | 192.7 | 192.7 | -0.1 | 0.0 |
| Primary products..... | | 316992-P | 06/82 | 181.5 | 181.3 | 181.3 | -0.1 | 0.0 |
| Women's and children's handbags and purses..... | | 316992-0 | 06/06 | 132.7 | 132.6 | 132.6 | -0.1 | 0.0 |
| Secondary and miscellaneous receipts..... | | 316992-SM | | | | | | |
| All other leather and allied good mfg..... | 316998 | | 12/11 | 120.3 | 120.9 | 121.9 | 1.5 | 0.8 |
| Primary products..... | | 316998-P | 12/11 | 118.7 | 119.3 | 120.4 | 1.7 | 0.9 |
| Luggage (including suitcases, travel bags, backpacks, and other types)..... | | 316998-1 | 12/84 | 150.2 | 151.0 | 151.0 | 0.6 | 0.0 |
| Personal leather goods (excluding women's handbags and purses)..... | | 316998-2 | 06/82 | 190.4 | 190.4 | 190.4 | 0.4 | 0.0 |
| Boot and shoe cut stock and findings..... | | 316998-4 | 12/06 | 117.9 | 117.9 | 117.9 | 0.0 | 0.0 |
| All other miscellaneous leather goods..... | | 316998-5 | 12/03 | 151.3 | 152.5 | 155.5 | 3.1 | 2.0 |
| Secondary products and miscellaneous receipts..... | | 316998-SM | | | | | | |
| Miscellaneous receipts..... | | 316998-M | 12/11 | 128.7 | 129.3 | 129.7 | 0.8 | 0.3 |
| Wood product manufacturing..... | 321 | | 12/03 | 186.4 | 219.8 | 210.2 | 44.8 | -4.4 |
| Sawmills and wood preservation..... | 3211 | | 12/03 | 202.9 | 239.9 | 184.0 | 32.1 | -23.3 |
| Sawmills and wood preservation..... | 32111 | | 12/03 | 202.9 | 239.9 | 184.0 | 32.1 | -23.3 |
| Sawmills..... | 321113 | | 12/80 | 303.8 | 366.2 | 275.1 | 37.7 | -24.9 |
| Primary products..... | | 321113-P | 12/03 | 213.9 | 260.4 | 190.3 | 39.0 | -26.9 |
| Hardwood lumber, made in sawmills..... | | 321113-1 | 12/03 | 126.7 | 137.7 | 147.1 | 62.2 | 6.8 |
| Softwood lumber, made in sawmills..... | | 321113-3 | 12/03 | 246.4 | 310.2 | 204.3 | 38.7 | -34.1 |
| Softwood dressed lumber, less than 2 inches in nominal thickness, not edge worked..... | | 321113-32 | 06/12 | 230.3 | 268.2 | 260.8 | 105.2 | -2.8 |
| Softwood dressed 2-inch lumber, 2 inches in nominal thickness only, not edge worked..... | | 321113-33 | 06/12 | 324.0 | 434.4 | 232.0 | 34.6 | -46.6 |
| Softwood dressed lumber and timbers, more than 2 inches in nominal thickness, not edge worked..... | | 321113-34 | 06/12 | 263.8 | 263.2 | 264.1 | 54.8 | 0.3 |
| Wood chips, excluding field chips..... | | 321113-5 | 12/80 | 129.3 | 134.4 | 134.1 | 15.3 | -0.2 |
| Wood ties, siding, shingles, and shakes, and contract sawing of logs owned by others..... | | 321113-7 | 12/03 | 151.0 | 148.4 | 152.8 | 3.7 | 3.0 |
| Secondary products and miscellaneous receipts..... | | 321113-SM | | | | | | |
| Secondary products..... | | 321113-S | 12/03 | 123.7 | 146.0 | 149.4 | - | 2.3 |
| Wood preservation..... | 321114 | | 06/85 | 277.6 | 290.2 | 252.8 | 6.0 | -12.9 |
| Primary products..... | | 321114-P | 06/85 | 268.6 | 277.7 | 239.2 | 1.5 | -13.9 |
| Wood poles, piles, and posts owned and treated by the same establishment..... | | 321114-1 | 06/85 | 294.8 | 298.7 | 292.4 | 1.5 | -2.1 |
| Other wood products owned and treated by the same establishment..... | | 321114-5 | 06/85 | 265.9 | 275.9 | 223.3 | 0.6 | -19.1 |
| Receipts for treating wood owned by others w/ arsenical chemicals, creosote, & other chemicals..... | | 321114-9 | 06/85 | 211.0 | 223.2 | 219.8 | 8.3 | -1.5 |
| Secondary products and miscellaneous receipts..... | | 321114-SM | | | | | | |
| Plywood and engineered wood product mfg..... | 3212 | | 12/03 | 202.2 | 264.2 | 271.3 | 97.9 | 2.7 |
| Plywood and engineered wood product mfg..... | 32121 | | 12/03 | 202.2 | 264.2 | 271.3 | 97.9 | 2.7 |
| Hardwood veneer and plywood manufacturing..... | 321211 | | 06/85 | 180.3 | 195.0 | 197.2 | 10.8 | 1.1 |
| Primary products..... | | 321211-P | 06/85 | 188.4 | 203.9 | 206.6 | 11.3 | 1.3 |
| Hardwood veneer, including veneer backed with paper, cloth, or other flexible material..... | | 321211-1 | 12/03 | 115.6 | 118.7 | 119.9 | 8.6 | 1.0 |
| Hardwood plywood..... | | 321211-4 | 12/12 | 124.6 | 140.7 | 143.7 | 15.1 | 2.1 |
| Hardwood veneered panels, including two-ply veneers..... | | 321211-7 | 06/85 | 189.5 | 200.7 | 200.2 | 6.0 | -0.2 |
| Secondary products and miscellaneous receipts..... | | 321211-SM | | | | | | |
| Softwood veneer and plywood manufacturing..... | 321212 | | 12/80 | 326.1 | 481.9 | 496.0 | 139.3 | 2.9 |
| Primary products..... | | 321212-P | 12/80 | 373.4 | 560.2 | 577.1 | 160.5 | 3.0 |
| Softwood veneer, incl. veneer backed w/ paper, cloth, or other flexible material..... | | 321212-1 | 12/80 | 238.1 | 300.0 | 307.8 | 93.1 | 2.6 |
| Softwood plywood products: rough, sanded, and specialties..... | | 321212-4 | 12/11 | 264.2 | 409.6 | 422.2 | 176.9 | 3.1 |
| Secondary products and miscellaneous receipts..... | | 321212-SM | | | | | | |
| Secondary products..... | | 321212-S | 12/80 | 160.2 | 199.5 | 202.9 | 17.8 | 1.7 |
| Engineered wood member manufacturing..... | 321213 | | 12/03 | 153.5 | 204.9 | 207.1 | 62.2 | 1.1 |
| Primary products..... | | 321213-P | 12/03 | 152.1 | 199.7 | 202.0 | 59.6 | 1.2 |
| Engineered wood members (excluding trusses)..... | | 321213-0 | 12/06 | 128.3 | 168.5 | 170.4 | 59.6 | 1.1 |
| Laminated veneer lumber..... | | 321213-01 | 12/03 | 142.5 | 195.5 | 195.5 | 52.1 | 0.0 |
| Other engineered structural wood members, excluding trusses & laminated veneer lumber..... | | 321213-02 | 12/03 | 164.5 | 208.1 | 212.7 | 67.0 | 2.2 |

See footnotes at end of table.

Table 11. Producer price indexes for the net output of selected industries and their products, not seasonally adjusted — Continued

| Industry and product ¹ | Industry code | Product code | Index base | Index | | | Percent change to July 2021 from: | |
|--|---------------|--------------|------------|------------------------|------------------------|------------------------|-----------------------------------|-----------|
| | | | | Mar. 2021 ² | June 2021 ² | July 2021 ² | July 2020 | June 2021 |
| Engineered wood member manufacturing - Continued | | | | | | | | |
| Secondary products and miscellaneous receipts..... | | 321213-SM | | | | | | |
| Truss manufacturing..... | 321214 | | 12/03 | 279.5 | 351.0 | 336.6 | 73.8 | -4.1 |
| Primary products..... | | 321214-P | 12/03 | 294.9 | 376.7 | 360.3 | 81.9 | -4.4 |
| Wood trusses..... | | 321214-0 | 12/03 | 294.9 | 376.7 | 360.3 | 81.9 | -4.4 |
| Secondary products and miscellaneous receipts..... | | 321214-SM | | | | | | |
| Reconstituted wood product manufacturing..... | 321219 | | 06/91 | 352.6 | 450.2 | 480.5 | 123.3 | 6.7 |
| Primary products..... | | 321219-P | 06/91 | 354.9 | 453.5 | 484.2 | 124.3 | 6.8 |
| Hardboard products..... | | 321219-B | 12/11 | 129.9 | 132.7 | 138.2 | 12.9 | 4.1 |
| Particleboard made from particleboard produced at the same location..... | | 321219-1 | 12/82 | 269.7 | 296.5 | 314.1 | 21.1 | 5.9 |
| Medium density fiberboard (MDF) made from MDF produced at the same location..... | | 321219-3 | 06/84 | 196.4 | 221.6 | 240.1 | 30.2 | 8.3 |
| Secondary products and miscellaneous receipts..... | | 321219-SM | | | | | | |
| Other wood product manufacturing..... | 3219 | | 12/03 | 167.8 | 185.3 | 189.7 | 27.0 | 2.4 |
| Millwork..... | 32191 | | 12/03 | 160.4 | 174.1 | 178.5 | 27.2 | 2.5 |
| Wood window and door manufacturing..... | 321911 | | 12/03 | 160.7 | 165.9 | 170.0 | 13.2 | 2.5 |
| Primary products..... | | 321911-P | 12/03 | 158.1 | 162.9 | 166.7 | 12.2 | 2.3 |
| Wood window units..... | | 321911-1 | 06/83 | 289.1 | 289.7 | 295.9 | 6.1 | 2.1 |
| Double hung wood window units..... | | 321911-11 | 06/13 | 130.2 | 130.2 | 136.2 | 9.3 | 4.6 |
| Casement wood window units..... | | 321911-12 | 06/13 | 141.5 | 142.2 | 142.4 | 4.2 | 0.1 |
| All other wood window units, including horizontal sliding, awning and single hung..... | | 321911-13 | 06/13 | 118.9 | 118.9 | 120.6 | 3.6 | 1.4 |
| Wood sash, excluding sash shipped in window units..... | | 321911-3 | 06/83 | 290.7 | 290.7 | 298.0 | 7.2 | 2.5 |
| Wood window & door frames, incl. door frames in door units, excl. window frames in window units..... | | 321911-5 | 06/83 | 217.7 | 239.8 | 259.6 | 46.3 | 8.3 |
| Wood panel, flush, & molded face doors, interior & exterior, incl. doors with glazed sections..... | | 321911-7 | 06/83 | 258.9 | 268.8 | 269.9 | 9.8 | 0.4 |
| Other wood doors, incl. garage, patio, bifold, cabinet, screen, storm and louver. .. | | 321911-9 | 06/83 | 249.4 | 254.3 | 256.7 | 6.4 | 0.9 |
| Secondary products and miscellaneous receipts..... | | 321911-SM | | | | | | |
| Secondary products..... | | 321911-S | 12/03 | 162.2 | 172.8 | 173.7 | 19.4 | 0.5 |
| Cut stock, resawing lumber, and planing..... | 321912 | | 12/03 | 175.3 | 199.5 | 203.3 | 50.0 | 1.9 |
| Primary products..... | | 321912-P | 12/03 | 185.2 | 209.5 | 214.3 | 54.8 | 2.3 |
| Softwood lumber, made from purchased lumber..... | | 321912-3 | 12/03 | 237.1 | 282.4 | 293.5 | 70.2 | 3.9 |
| Hardwood cut stock and dimension..... | | 321912-6 | 06/84 | 284.1 | 317.0 | 337.7 | 50.0 | 6.5 |
| Softwood cut stock and dimension..... | | 321912-8 | 12/80 | 319.3 | 350.7 | 301.3 | 64.1 | -14.1 |
| Sawn wood fence stock, wood lath, and contract resawing and planing..... | | 321912-9 | 12/03 | 141.2 | 141.2 | 147.6 | 11.6 | 4.5 |
| Secondary products and miscellaneous receipts..... | | 321912-SM | | | | | | |
| Other millwork, including flooring..... | 321918 | | 12/03 | 137.5 | 152.2 | 157.6 | 23.9 | 3.5 |
| Primary products..... | | 321918-P | 12/03 | 134.6 | 148.3 | 154.1 | 24.1 | 3.9 |
| Wood moldings..... | | 321918-2 | 06/83 | 250.9 | 281.7 | 294.0 | 31.8 | 4.4 |
| Other wood millwork products, including stairwork, exterior millwork, and softwood flooring..... | | 321918-5 | 12/03 | 119.6 | 133.0 | 134.6 | 22.3 | 1.2 |
| Hardwood flooring..... | | 321918-7 | 06/84 | 197.2 | 213.6 | 223.7 | 19.7 | 4.7 |
| Hardwood flooring, other than oak and maple..... | | 321918-72 | 12/03 | 144.4 | 144.8 | 151.9 | 11.0 | 4.9 |
| Oak and maple hardwood flooring..... | | 321918-73 | 06/84 | 175.1 | 192.8 | 201.8 | 21.6 | 4.7 |
| Secondary products and miscellaneous receipts..... | | 321918-SM | | | | | | |
| Secondary products..... | | 321918-S | 12/03 | 215.1 | 241.3 | 243.0 | 24.2 | 0.7 |
| Wood container and pallet manufacturing..... | 32192 | | 12/03 | 167.1 | 196.6 | 206.3 | 35.8 | 4.9 |
| Wood container and pallet manufacturing..... | 321920 | | 12/03 | 167.1 | 196.6 | 206.3 | 35.8 | 4.9 |
| Primary products..... | | 321920-P | 12/03 | 167.1 | 196.6 | 204.8 | 35.4 | 4.2 |
| Nailed and lock-corner wood boxes..... | | 321920-1 | 06/85 | 167.8 | 202.1 | 202.4 | 21.5 | 0.1 |
| Wood box and crate shook..... | | 321920-3 | 06/85 | 213.2 | 257.8 | 262.8 | 53.2 | 1.9 |
| Wood pallets and pallet containers, wood and metal combination..... | | 321920-5 | 12/03 | 174.7 | 208.5 | 218.3 | 40.7 | 4.7 |
| Other wood container parts and wood containers..... | | 321920-7 | 12/03 | 139.8 | - | 144.0 | -4.4 | - |
| Secondary products and miscellaneous receipts..... | | 321920-SM | | | | | | |
| Miscellaneous receipts..... | | 321920-M | 12/03 | 180.4 | 203.8 | 243.6 | 39.4 | 19.5 |
| Secondary products..... | | 321920-S | 12/03 | 139.4 | 184.0 | 186.7 | 39.9 | 1.5 |
| All other wood product manufacturing..... | 32199 | | 12/03 | 173.1 | 189.4 | 189.9 | 20.7 | 0.3 |
| Manufactured home, mobile home, manufacturing..... | 321991 | | 06/81 | 385.4 | 433.9 | 442.0 | 32.0 | 1.9 |
| Primary products..... | | 321991-P | 06/81 | 385.7 | 433.7 | 442.0 | 31.9 | 1.9 |
| Manufactured homes (mobile homes), all width sizes (incl. multisection)..... | | 321991-1 | 06/81 | 386.5 | 434.6 | 442.9 | 31.9 | 1.9 |
| Secondary products and miscellaneous receipts..... | | 321991-SM | | | | | | |
| Prefabricated wood building manufacturing..... | 321992 | | 12/84 | 323.5 | 376.3 | 370.3 | 26.6 | -1.6 |
| Primary products..... | | 321992-P | 12/84 | 307.7 | 357.4 | 350.1 | 24.4 | -2.0 |
| Prefabricated stationary wood buildings, components (not sold as complete units)..... | | 321992-1 | 12/89 | 176.4 | 201.9 | 188.7 | 9.3 | -6.5 |

See footnotes at end of table.

Table 11. Producer price indexes for the net output of selected industries and their products, not seasonally adjusted — Continued

| Industry and product ¹ | Industry code | Product code | Index base | Index | | | Percent change to July 2021 from: | |
|--|---------------|--------------|------------|------------------------|------------------------|------------------------|-----------------------------------|-----------|
| | | | | Mar. 2021 ² | June 2021 ² | July 2021 ² | July 2020 | June 2021 |
| Prefabricated wood building manufacturing - Continued | | | | | | | | |
| Prefabricated stationary wood buildings, shipped in panel form (complete units) . . . | | 321992-5 | 12/84 | 356.2 | 426.8 | 412.4 | 36.6 | -3.4 |
| Prefabricated stationary wood buildings, precut packages (complete units) | | 321992-6 | 12/84 | 369.5 | 458.3 | 458.0 | 36.3 | -0.1 |
| Prefabricated stationary wood buildings, shipped in three-dimensional assemblies | | 321992-7 | 12/84 | 313.8 | 352.2 | 362.3 | 32.8 | 2.9 |
| Prefabricated stationary wood buildings, three-dimensional assemblies, residential | | 321992-71 | 12/84 | 303.3 | 339.9 | 349.0 | 29.8 | 2.7 |
| Prefabricated stationary wood buildings, three-dimensional assemblies, nonresidential | | 321992-72 | 12/84 | 393.8 | 445.0 | 462.0 | 50.1 | 3.8 |
| Secondary products and miscellaneous receipts | | 321992-SM | | | | | | |
| Miscellaneous receipts | | 321992-M | 06/98 | 243.3 | 288.3 | 290.1 | 42.6 | 0.6 |
| Secondary products | | 321992-S | 08/92 | 337.2 | 377.3 | 376.2 | — | -0.3 |
| Miscellaneous wood product manufacturing | 321999 | | 12/03 | 135.9 | 139.7 | 139.3 | 8.2 | -0.3 |
| Primary products | | 321999-P | 06/84 | 203.5 | 209.5 | 208.7 | 8.5 | -0.4 |
| All other miscellaneous wood products | | 321999-0 | 06/02 | 132.9 | 136.9 | 136.4 | 8.5 | -0.4 |
| Secondary products and miscellaneous receipts | | 321999-SM | | | | | | |
| Secondary products | | 321999-S | 06/84 | 229.8 | — | 242.7 | 6.8 | — |
| Paper manufacturing | 322 | | 12/03 | 147.9 | 153.0 | 155.5 | 8.7 | 1.6 |
| Pulp, paper & paperboard mills | 3221 | | 12/03 | 143.1 | 151.4 | 153.4 | 11.6 | 1.3 |
| Pulp mills | 32211 | | 12/82 | 176.2 | 215.8 | 225.1 | 51.7 | 4.3 |
| Pulp mills | 322110 | | 12/82 | 176.2 | 215.8 | 225.1 | 51.7 | 4.3 |
| Primary products | | 322110-P | 12/82 | 189.1 | 238.9 | 249.1 | 51.5 | 4.3 |
| Special alpha and dissolving wood pulp, incl. sulfite and sulfate and other wood pulp | | 322110-6 | 12/11 | — | 114.2 | 119.1 | — | 4.3 |
| All other miscellaneous pulp, other than wood, and pulp mill by-products, incl. turpentine | | 322110-9 | 06/88 | — | 281.6 | 293.3 | — | 4.2 |
| Paper mills | 32212 | | 06/81 | 195.3 | 201.6 | 203.5 | 5.7 | 0.9 |
| Paper, except newsprint, mills | 322121 | | 12/03 | 135.0 | 139.0 | 140.3 | 5.5 | 0.9 |
| Primary products | | 322121-P | 12/03 | 135.6 | 137.7 | 138.5 | 2.4 | 0.6 |
| Sanitary tissue paper products, made in paper mills | | 322121-Q | 06/83 | 203.8 | 204.3 | 204.5 | 0.6 | 0.1 |
| Paper table napkins, industrial & retail pkgs, bulk and dispenser types, made in paper mills | | 322121-Q2 | 06/83 | 249.1 | 250.5 | 250.5 | 4.3 | 0.0 |
| Paper towels, industrial packages (rolled, folded, and interfolded), made in paper mills | | 322121-Q6 | 12/06 | 106.5 | 105.9 | 107.3 | 1.3 | 1.3 |
| Other sanitary tissue paper products, made in paper mills | | 322121-Q9 | 12/02 | 106.1 | 105.1 | 104.9 | 1.2 | -0.2 |
| Bleached bristol, clay-coated, uncoated, and industrial converted paper | | 322121-6 | 12/11 | 102.5 | 105.5 | 106.6 | 4.1 | 1.0 |
| Secondary products and miscellaneous receipts | | 322121-SM | | | | | | |
| Newsprint mills | 322122 | | 12/03 | 94.4 | 102.8 | 104.1 | 10.4 | 1.3 |
| Primary products | | 322122-P | 12/03 | 94.3 | 103.5 | 104.9 | 11.4 | 1.4 |
| Newsprint | | 322122-1 | 06/81 | 115.9 | 127.0 | 129.5 | 10.7 | 2.0 |
| Secondary products and miscellaneous receipts | | 322122-SM1 | | | | | | |
| Paperboard mills | 32213 | | 12/82 | 299.2 | 322.3 | 327.1 | 16.5 | 1.5 |
| Paperboard mills | 322130 | | 12/82 | 299.5 | 322.7 | 327.4 | 16.5 | 1.5 |
| Primary products | | 322130-P | 12/82 | 286.7 | 308.1 | 312.1 | 16.1 | 1.3 |
| Bleached packaging and industrial converting paperboard | | 322130-B | 05/21 | — | 100.0 | 98.8 | — | -1.2 |
| Unbleached kraft packaging and industrial converting paperboard | | 322130-1 | 12/82 | — | 310.2 | 313.3 | — | 1.0 |
| Recycled paperboard | | 322130-7 | 12/82 | 330.8 | 358.9 | 372.0 | 15.7 | 3.7 |
| Secondary products and miscellaneous receipts | | 322130-SM | | | | | | |
| Converted paper product mfg. | 3222 | | 12/03 | 152.2 | 155.9 | 158.8 | 7.7 | 1.9 |
| Paper container mfg. | 32221 | | 12/84 | 262.3 | 268.8 | 275.4 | 10.1 | 2.5 |
| Corrugated and solid fiber box manufacturing | 322211 | | 03/80 | 359.7 | 373.6 | 383.7 | 13.5 | 2.7 |
| Primary products | | 322211-P | 03/80 | 362.6 | 375.3 | 384.5 | 12.4 | 2.5 |
| Corrugated and solid fiber boxes, including pallets | | 322211-0 | 03/80 | 362.6 | 375.3 | 384.5 | 12.4 | 2.5 |
| Corrugated shipping containers for food and beverages and carryout boxes for retail food | | 322211-01 | 03/80 | 309.9 | 308.2 | 320.0 | 7.9 | 3.8 |
| Corrugated shipping containers for paper and allied products | | 322211-02 | 03/80 | 375.0 | 395.0 | 404.8 | 12.8 | 2.5 |
| Corrugated shipping containers for metal and electrical machinery | | 322211-03 | 06/02 | 214.0 | 222.5 | 230.2 | 15.7 | 3.5 |
| Corrugated shipping containers for all other end uses | | 322211-04 | 03/80 | 344.8 | 359.1 | 368.3 | 11.6 | 2.6 |
| Corrugated paperboard in sheets and rolls, lined and unlined | | 322211-05 | 03/80 | 327.8 | 333.9 | 342.8 | 16.2 | 2.7 |
| Other corrugated and solid fiber products, including containers, pallets, pads, etc. | | 322211-09 | 06/02 | 210.2 | 226.2 | 225.0 | 12.4 | -0.5 |
| Secondary products and miscellaneous receipts | | 322211-SM | | | | | | |
| Miscellaneous receipts | | 322211-M | 06/02 | 220.7 | 246.5 | 257.6 | 29.7 | 4.5 |
| Secondary products | | 322211-S | 12/90 | 165.3 | 166.9 | 180.7 | 19.4 | 8.3 |
| Folding paperboard box manufacturing | 322212 | | 12/83 | 174.8 | 171.3 | 175.9 | 3.2 | 2.7 |

See footnotes at end of table.

Table 11. Producer price indexes for the net output of selected industries and their products, not seasonally adjusted — Continued

| Industry and product ¹ | Industry code | Product code | Index base | Index | | | Percent change to July 2021 from: | |
|--|---------------|--------------|------------|------------------------|------------------------|------------------------|-----------------------------------|-----------|
| | | | | Mar. 2021 ² | June 2021 ² | July 2021 ² | July 2020 | June 2021 |
| Folding paperboard box manufacturing - Continued | | | | | | | | |
| Primary products..... | | 322212-P | 12/83 | 172.4 | 168.9 | 173.7 | 3.5 | 2.8 |
| Folding paperboard boxes, packaging, and packaging components..... | | 322212-0 | 12/83 | 172.4 | 168.9 | 173.7 | 3.5 | 2.8 |
| Secondary products and miscellaneous receipts..... | | 322212-SM | | | | | | |
| Other paperboard container manufacturing..... | 322219 | | 12/11 | 114.8 | 117.4 | 118.3 | 4.0 | 0.8 |
| Primary products..... | | 322219-P | 12/11 | 115.7 | 118.8 | 119.8 | 4.5 | 0.8 |
| Setup (rigid) paperboard boxes..... | | 322219-1 | 12/83 | 262.4 | 280.9 | 287.7 | 11.5 | 2.4 |
| Paperboard fiber drums with ends of any material..... | | 322219-7 | 12/85 | 443.0 | 469.4 | 471.9 | 11.8 | 0.5 |
| Fiber cans, tubes, and similar fiber products..... | | 322219-8 | 12/85 | 304.1 | 316.8 | 321.1 | 7.9 | 1.4 |
| Fiber cans, all fiber and composite..... | | 322219-81 | 12/85 | 275.9 | 280.2 | 279.9 | 2.1 | -0.1 |
| Fiber cores and tubes..... | | 322219-82 | 12/85 | 325.7 | 344.3 | 351.2 | 11.1 | 2.0 |
| Paperboard cones, reels, spools, bobbins, blocks, and all vulcanized fiber products..... | | 322219-83 | 12/02 | 132.3 | 133.1 | 149.1 | 12.7 | 12.0 |
| Secondary products and miscellaneous receipts..... | | 322219-SM | | | | | | |
| Miscellaneous receipts..... | | 322219-M | 12/11 | 99.9 | 99.9 | 99.9 | 0.4 | 0.0 |
| Paper bag and coated and treated paper mfg..... | 32222 | | 12/03 | 142.1 | 146.8 | 148.8 | 6.4 | 1.4 |
| Paper bag and coated and treated paper manufacturing..... | 322220 | | 12/11 | 108.0 | 111.6 | 113.1 | 6.4 | 1.3 |
| Primary products..... | | 322220-P | 12/11 | 107.6 | 111.2 | 112.6 | 5.8 | 1.3 |
| Specialty bags, pouches, and liners, multiweb laminations and foil, except film-film..... | | 322220-C | 12/83 | 225.0 | 234.8 | 235.4 | 4.5 | 0.3 |
| Uncoated single-web paper grocers' bags and sacks and variety and shopping bags..... | | 322220-D | 12/83 | 392.6 | — | 393.6 | 1.1 | — |
| Laminated aluminum foil rolls and sheets for flexible packaging uses..... | | 322220-F | 12/03 | 120.9 | 124.5 | 126.9 | 8.1 | 1.9 |
| Pasted, lined, laminated, or surface-coated paperboard..... | | 322220-G | 12/84 | 262.9 | 276.7 | 276.6 | 9.3 | 0.0 |
| Single-web paper, rolls and sheets, including waxed, for flexible packaging uses... | | 322220-H | 12/87 | 216.8 | 218.1 | 218.7 | 5.6 | 0.3 |
| Multiweb laminated rolls and sheets, except foil, for flexible packaging uses..... | | 322220-J | 12/03 | 130.9 | 135.9 | 136.5 | 11.4 | 0.4 |
| Printing paper, coated at establishments other than where paper was produced. ... | | 322220-K | 12/82 | 227.4 | 229.1 | 255.8 | 10.2 | 11.7 |
| Pressure-sensitive products..... | | 322220-N | 12/82 | 195.1 | 205.2 | 205.0 | 5.4 | -0.1 |
| Wallcoverings..... | | 322220-7 | 06/85 | 183.0 | 183.0 | 183.0 | 0.0 | 0.0 |
| Converted foil for nonpackaging applications..... | | 322220-8 | 06/13 | 93.7 | 97.1 | 102.1 | 5.5 | 5.1 |
| Other coated and processed papers, except for packaging uses..... | | 322220-9 | 12/11 | 101.5 | 105.1 | 107.7 | 6.1 | 2.5 |
| Secondary products and miscellaneous receipts..... | | 322220-SM | | | | | | |
| Miscellaneous receipts..... | | 322220-M | 12/11 | 120.3 | 124.4 | 134.5 | 33.4 | 8.1 |
| Secondary products..... | | 322220-S | 12/11 | 106.8 | 108.8 | 109.2 | 2.4 | 0.4 |
| Stationery product mfg..... | 32223 | | 12/03 | 148.9 | 152.0 | 152.3 | 1.9 | 0.2 |
| Stationery product manufacturing..... | 322230 | | 12/11 | 116.4 | 118.8 | 119.1 | 2.0 | 0.3 |
| Primary products..... | | 322230-P | 12/11 | 117.0 | 119.4 | 119.4 | 1.6 | 0.0 |
| Die-cut paper and paperboard office supplies..... | | 322230-4 | 12/89 | 179.9 | 180.4 | 190.2 | 6.5 | 5.4 |
| Envelopes, commercial, all types and materials..... | | 322230-5 | 12/84 | 185.7 | 188.0 | 190.0 | 3.5 | 1.1 |
| Tablets, pads and related products..... | | 322230-9 | 06/85 | 208.7 | 208.9 | 209.4 | 0.6 | 0.2 |
| Secondary products and miscellaneous receipts..... | | 322230-SM | | | | | | |
| Miscellaneous receipts..... | | 322230-M | 12/11 | 102.4 | 107.8 | 112.5 | 6.2 | 4.4 |
| Secondary products..... | | 322230-S | 12/11 | 124.4 | 124.7 | — | — | — |
| Other converted paper product mfg..... | 32229 | | 12/03 | 120.6 | 122.1 | 123.2 | 3.4 | 0.9 |
| Sanitary paper product manufacturing..... | 322291 | | 12/03 | 112.8 | 113.7 | 114.1 | 1.7 | 0.4 |
| Primary products..... | | 322291-P | 06/83 | 166.4 | 167.0 | 167.5 | 0.8 | 0.3 |
| Disposable diapers and similar disposable products, made from purchased sanitary paper stock..... | | 322291-2 | 12/03 | 93.5 | 93.5 | 93.5 | 0.0 | 0.0 |
| Sanitary tissue paper products, made from purchased sanitary paper stock or wadding..... | | 322291-5 | 12/03 | 134.4 | 135.7 | 136.5 | 1.8 | 0.6 |
| Secondary products and miscellaneous receipts..... | | 322291-SM | | | | | | |
| Miscellaneous receipts..... | | 322291-M | 12/03 | 167.4 | 193.2 | 193.2 | 15.4 | 0.0 |
| All other converted paper product mfg..... | 322299 | | 12/03 | 139.7 | 142.8 | 145.9 | 7.1 | 2.2 |
| Primary products..... | | 322299-P | 12/03 | 138.8 | 141.3 | 144.8 | 7.2 | 2.5 |
| Molded pulp goods, including egg cartons, florist pots, food trays, etc..... | | 322299-1 | 12/03 | 145.6 | 149.0 | 152.2 | 10.9 | 2.1 |
| Miscellaneous converted paper and paperboard products..... | | 322299-3 | 12/03 | 136.8 | 139.2 | 142.7 | 6.5 | 2.5 |
| Secondary products and miscellaneous receipts..... | | 322299-SM | | | | | | |
| Printing and related support activities..... | 323 | | 12/03 | 122.9 | 125.8 | 125.9 | 4.3 | 0.1 |
| Printing and related support activities..... | 3231 | | 12/03 | 123.1 | 126.0 | 126.1 | 4.3 | 0.1 |
| Printing..... | 32311 | | 12/03 | 123.8 | 126.8 | 126.9 | 4.4 | 0.1 |
| Commercial screen printing..... | 323113 | | 12/03 | 108.7 | 109.5 | 111.2 | 3.9 | 1.6 |
| Primary products..... | | 323113-P | 12/03 | 107.5 | 108.2 | 110.1 | 3.9 | 1.8 |
| Screen printing on garments, apparel accessories, and other fabric articles, excluding labels..... | | 323113-4 | 06/90 | 141.3 | 142.0 | 145.0 | 3.5 | 2.1 |
| Screen printing (excluding on textiles, apparel, apparel accessories, and labels) ... | | 323113-6 | 12/06 | 98.5 | 99.4 | 100.1 | 4.7 | 0.7 |
| Secondary products and miscellaneous receipts..... | | 323113-SM | | | | | | |

See footnotes at end of table.

Table 11. Producer price indexes for the net output of selected industries and their products, not seasonally adjusted — Continued

| Industry and product ¹ | Industry code | Product code | Index base | Index | | | Percent change to July 2021 from: | |
|--|---------------|--------------|------------|------------------------|------------------------|------------------------|-----------------------------------|-----------|
| | | | | Mar. 2021 ² | June 2021 ² | July 2021 ² | July 2020 | June 2021 |
| Commercial screen printing - Continued | | | | | | | | |
| Miscellaneous receipts..... | | 323113-M | 12/03 | 120.7 | 122.0 | 122.7 | 5.9 | 0.6 |
| Secondary products..... | | 323113-S | 12/03 | 106.0 | 106.8 | 107.5 | 2.3 | 0.7 |
| Books printing..... | 323117 | | 12/83 | 192.0 | 197.6 | 198.8 | 6.3 | 0.6 |
| Primary products..... | | 323117-P | 12/83 | 190.3 | 196.3 | 197.6 | 6.1 | 0.7 |
| Other book and pamphlet printing and binding..... | | 323117-E | 06/93 | 149.9 | 150.2 | 150.2 | 2.7 | 0.0 |
| Textbook printing and binding..... | | 323117-I | 06/93 | 108.7 | 114.0 | 115.5 | 9.3 | 1.3 |
| Technical, scientific, & professional book printing & binding..... | | 323117-3 | 06/93 | 112.9 | 116.8 | 116.4 | 3.3 | -0.3 |
| Religious book printing and binding..... | | 323117-5 | 06/93 | 132.0 | 136.1 | 137.4 | 6.2 | 1.0 |
| General book (trade, etc.) printing & binding..... | | 323117-7 | 06/93 | 146.9 | 152.9 | 154.3 | 7.5 | 0.9 |
| Secondary products and miscellaneous receipts..... | | 323117-SM | | | | | | |
| Secondary products..... | | 323117-S | 12/83 | 203.8 | 207.4 | 207.2 | 10.2 | -0.1 |
| Commercial printing, except screen and books..... | 32311K | | 12/11 | 110.0 | 112.8 | 112.7 | 4.4 | -0.1 |
| Primary products..... | | 32311K-P | 12/11 | 109.0 | 111.6 | 111.2 | 3.7 | -0.4 |
| Commercial lithographic printing..... | | 32311K-0 | 06/82 | 171.0 | 173.4 | 173.3 | 1.8 | -0.1 |
| Other commercial and general job printing (lithographic)..... | | 32311K-0B | 12/01 | 110.9 | 111.3 | 111.3 | 0.7 | 0.0 |
| Magazine and periodical printing (lithographic)..... | | 32311K-01 | 06/82 | 138.2 | 142.0 | 142.9 | 2.8 | 0.6 |
| Label and wrapper printing (lithographic)..... | | 32311K-03 | 06/82 | 164.6 | 166.5 | 166.5 | 3.7 | 0.0 |
| Catalog and directory printing (lithographic)..... | | 32311K-05 | 06/82 | 149.5 | 149.7 | 149.9 | 0.6 | 0.1 |
| Advertising printing (lithographic)..... | | 32311K-09 | 06/82 | 158.7 | 159.2 | 159.0 | 0.4 | -0.1 |
| Commercial flexographic printing..... | | 32311K-2 | 12/03 | 146.5 | 159.2 | 155.2 | 8.9 | -2.5 |
| Label and wrapper printing (flexographic)..... | | 32311K-21 | 12/01 | 147.3 | 158.8 | 153.7 | 7.3 | -3.2 |
| Quick printing..... | | 32311K-4 | 12/03 | 127.0 | 127.1 | 132.7 | 4.6 | 4.4 |
| Digital printing..... | | 32311K-5 | 12/03 | 100.4 | 102.6 | 102.3 | 7.2 | -0.3 |
| Manifold business forms printing..... | | 32311K-6 | 12/03 | 212.6 | 212.7 | 212.7 | 5.5 | 0.0 |
| Unit set business forms, loose or bound, manifold books, and pegboard accounting systems..... | | 32311K-62 | 12/17 | 108.2 | 108.4 | 108.4 | 0.2 | 0.0 |
| Other commercial printing..... | | 32311K-9 | 12/03 | 123.6 | 123.6 | 123.6 | 0.1 | 0.0 |
| All other commercial and general job printing..... | | 32311K-9V | 09/18 | 128.8 | 128.8 | 128.8 | 0.1 | 0.0 |
| Secondary products and miscellaneous receipts..... | | 32311K-SM | | | | | | |
| Miscellaneous receipts..... | | 32311K-M | 12/11 | 114.5 | 117.7 | 122.0 | 5.9 | 3.7 |
| Secondary products..... | | 32311K-S | 12/11 | 124.5 | 132.5 | 132.8 | 15.0 | 0.2 |
| Support activities for printing..... | 32312 | | 12/03 | 106.4 | 106.5 | 106.8 | 1.0 | 0.3 |
| Support activities for printing..... | 323120 | | 12/11 | 107.9 | 108.0 | 108.3 | 0.9 | 0.3 |
| Primary products..... | | 323120-P | 12/11 | 106.1 | 106.1 | 106.4 | 0.9 | 0.3 |
| Softcover, pamphlet, sample book, and other binding of books and materials printed elsewhere..... | | 323120-3 | 12/06 | 113.4 | 113.4 | 113.4 | 0.0 | 0.0 |
| Edition, library, and other hardcover binding of books printed elsewhere..... | | 323120-4 | 12/85 | 191.9 | 191.3 | 192.6 | -2.0 | 0.7 |
| Miscellaneous binding and postpress work, incl collating, perforating, folding, gluing, etc..... | | 323120-5 | 12/06 | 116.3 | 116.3 | 117.8 | 3.0 | 1.3 |
| Prepress services, excl platemaking (incl film, assembled flats, color sep., typesetting, etc.)..... | | 323120-7 | 12/03 | 90.0 | 90.0 | 90.0 | 1.6 | 0.0 |
| Printing plates and cylinders, prepared for printing (excl blank plates and blank cylinders)..... | | 323120-9 | 12/03 | 107.0 | 107.0 | 107.0 | 0.0 | 0.0 |
| Secondary products and miscellaneous receipts..... | | 323120-SM | | | | | | |
| Petroleum and coal products manufacturing..... | 324 | | 12/84 | 283.7 | 306.4 | 324.0 | 72.0 | 5.7 |
| Petroleum and coal products mfg..... | 3241 | | 12/84 | 283.7 | 306.4 | 324.0 | 72.0 | 5.7 |
| Petroleum refineries..... | 32411 | | 06/85 | 281.9 | 305.9 | 324.8 | 81.0 | 6.2 |
| Petroleum refineries..... | 324110 | | 06/85 | 281.9 | 306.0 | 324.9 | 81.1 | 6.2 |
| Primary products..... | | 324110-P | 06/85 | 291.9 | 317.8 | 337.9 | 86.3 | 6.3 |
| Kerosene, except jet fuel..... | | 324110-B | 06/85 | 253.2 | 274.1 | 269.3 | 68.3 | -1.8 |
| Light fuel oils..... | | 324110-C | 06/85 | 357.8 | 370.5 | 385.1 | 81.0 | 3.9 |
| Home heating oil and other distillates, NEC..... | | 324110-C1 | 06/85 | 221.8 | 254.8 | 261.7 | 62.4 | 2.7 |
| Diesel fuel..... | | 324110-C2 | 06/85 | 380.6 | 392.3 | 408.0 | 81.9 | 4.0 |
| Heavy fuel oils, including No. 5, No. 6, heavy diesel, gas enrichment oils, etc..... | | 324110-E | 06/85 | 273.7 | 275.4 | 294.3 | 137.3 | 6.9 |
| Unfinished oils and lubricating oil base stock..... | | 324110-J | 06/85 | 342.3 | 463.6 | 505.6 | 114.6 | 9.1 |
| Liquefied refinery gases, including other aliphatics (feed stock and other uses)..... | | 324110-R | 06/85 | 652.9 | 943.3 | 1,075.8 | 198.8 | 14.0 |
| Other finished petroleum products, including waxes..... | | 324110-T | 06/85 | 527.1 | 552.6 | 518.6 | 177.8 | -6.2 |
| Gasoline, including finished base stocks and blending agents..... | | 324110-1 | 06/85 | 229.2 | 251.2 | 271.3 | 78.0 | 8.0 |
| Motor gasoline, including finished base stocks and blending agents..... | | 324110-12 | 06/85 | 230.2 | 252.6 | 272.7 | 79.1 | 8.0 |
| Regular gasoline..... | | 324110-121 | 06/85 | 223.0 | 244.8 | 265.6 | 80.7 | 8.5 |
| Mid-premium gasoline..... | | 324110-122 | 12/87 | 347.3 | 368.2 | 391.1 | 65.0 | 6.2 |
| Premium gasoline..... | | 324110-123 | 06/85 | 242.1 | 266.0 | 278.0 | 70.1 | 4.5 |
| Jet fuel..... | | 324110-6 | 06/85 | 223.2 | 241.0 | 255.9 | 76.6 | 6.2 |
| Asphalt..... | | 324110-9 | 06/85 | 207.9 | 232.2 | 247.3 | 57.1 | 6.5 |
| Secondary products and miscellaneous receipts..... | | 324110-SM1 | | | | | | |
| Asphalt paving and roofing materials mfg..... | 32412 | | 12/84 | 284.1 | 284.8 | 286.8 | 7.7 | 0.7 |

See footnotes at end of table.

Table 11. Producer price indexes for the net output of selected industries and their products, not seasonally adjusted — Continued

| Industry and product ¹ | Industry code | Product code | Index base | Index | | | Percent change to July 2021 from: | |
|--|---------------|--------------|------------|------------------------|------------------------|------------------------|-----------------------------------|-----------|
| | | | | Mar. 2021 ² | June 2021 ² | July 2021 ² | July 2020 | June 2021 |
| Asphalt paving mixture & block manufacturing..... | 324121 | | 06/81 | 341.4 | 325.9 | 326.9 | 5.8 | 0.3 |
| Primary products..... | | 324121-P | 06/81 | 341.8 | 324.5 | 325.6 | 6.0 | 0.3 |
| Asphalt paving mixtures & blocks..... | | 324121-0 | 06/81 | 341.8 | 324.5 | 325.6 | 6.0 | 0.3 |
| Emulsified asphalt, including liquid additives..... | | 324121-0111 | 12/04 | 205.5 | 216.4 | 219.8 | 15.8 | 1.6 |
| Other liquid asphalt and tar paving materials, including cut-backs..... | | 324121-0121 | 12/04 | 261.6 | 294.5 | 289.6 | 14.4 | -1.7 |
| Asphalt and tar paving mixt. (excl liquid), incl bitum. or asph. concrete, asph. paving cement..... | | 324121-0131 | 12/04 | 236.8 | 208.4 | 208.6 | 1.1 | 0.1 |
| Secondary products and miscellaneous receipts..... | | 324121-SM | | | | | | |
| Miscellaneous receipts..... | | 324121-M | 12/04 | 166.0 | 174.2 | 174.2 | 5.1 | 0.0 |
| Asphalt shingle and coating materials manufacturing..... | 324122 | | 06/84 | 264.4 | 280.0 | 283.0 | 9.9 | 1.1 |
| Primary products..... | | 324122-P | 06/84 | 266.3 | 282.2 | 285.4 | 9.9 | 1.1 |
| Roofing asphalts and pitches, coatings, and cements..... | | 324122-1 | 06/84 | 253.3 | 261.3 | 261.3 | 3.4 | 0.0 |
| Prepared asphalt and tar roofing and siding products, incl. saturated felts for nonbuilding use..... | | 324122-2 | 06/84 | 264.4 | 281.4 | 284.9 | 10.9 | 1.2 |
| Asphalt smooth-surfaced roll roofing and cap sheets, organic and fiberglass base..... | | 324122-21 | 12/12 | 106.5 | 107.6 | 109.7 | 8.4 | 2.0 |
| Asphalt mineral-surfaced roll roofing and cap sheets, organic and fiberglass base..... | | 324122-22 | 06/06 | 213.3 | 223.6 | 223.2 | 9.5 | -0.2 |
| Other prepared asphalt and tar products for roofing and siding..... | | 324122-27 | 06/06 | 135.4 | 137.3 | 142.3 | 5.5 | 3.6 |
| Secondary products and miscellaneous receipts..... | | 324122-SM | | | | | | |
| Other petroleum and coal products mfg..... | 32419 | | 12/84 | 415.8 | 434.7 | 438.8 | 6.7 | 0.9 |
| Petroleum lubricating oil and grease mfg..... | 324191 | | 12/80 | 478.7 | 492.5 | 500.3 | 8.3 | 1.6 |
| Primary products..... | | 324191-P | 12/80 | 502.2 | 517.5 | 526.2 | 8.9 | 1.7 |
| Petroleum lubricating oils and greases, refined petroleum..... | | 324191-0 | 12/80 | 502.2 | 517.5 | 526.2 | 8.9 | 1.7 |
| Lubricating oils (incl. hydraulic fluids, etc.), refined petroleum..... | | 324191-011 | 12/80 | 515.2 | 531.1 | 541.2 | 9.3 | 1.9 |
| Lubricating greases, made from refined petroleum..... | | 324191-012 | 12/80 | 410.5 | 421.4 | — | — | — |
| Secondary products and miscellaneous receipts..... | | 324191-SM | | | | | | |
| Secondary products..... | | 324191-S | 12/80 | 308.3 | 310.2 | — | — | — |
| All other petroleum and coal products mfg..... | 324199 | | 12/03 | 249.3 | 278.8 | 274.2 | 0.7 | -1.6 |
| Primary products..... | | 324199-P | 12/03 | 257.8 | 288.5 | 283.3 | -0.4 | -1.8 |
| Coke oven and blast furnace products, made in coke oven establishments..... | | 324199-3 | 12/09 | 141.7 | 152.6 | 137.5 | -14.2 | -9.9 |
| All other petroleum and coal products (excl. coke oven products), made in coke oven estab..... | | 324199-9 | 12/02 | 256.7 | 299.2 | 319.1 | 16.2 | 6.7 |
| Secondary products and miscellaneous receipts..... | | 324199-SM | | | | | | |
| Chemical mfg..... | 325 | | 12/84 | 309.5 | 324.4 | 327.4 | 14.3 | 0.9 |
| Basic chemical mfg..... | 3251 | | 12/84 | 353.3 | 388.4 | 390.8 | 30.4 | 0.6 |
| Petrochemical mfg..... | 32511 | | 12/03 | 163.3 | 178.5 | 183.8 | 116.2 | 3.0 |
| Petrochemical manufacturing..... | 325110 | | 12/03 | 166.1 | 179.6 | 184.6 | 114.4 | 2.8 |
| Primary products..... | | 325110-P | 12/03 | 196.1 | 194.3 | 196.2 | 101.0 | 1.0 |
| Secondary products and miscellaneous receipts..... | | 325110-SM | | | | | | |
| Industrial gas mfg..... | 32512 | | 12/03 | 183.8 | 186.0 | 192.4 | 8.9 | 3.4 |
| Industrial gas manufacturing..... | 325120 | | 12/03 | 184.2 | 186.5 | 192.9 | 8.9 | 3.4 |
| Primary products..... | | 325120-P | 06/81 | 304.9 | 308.8 | 319.7 | 9.4 | 3.5 |
| Oxygen..... | | 325120-A | 06/81 | 379.8 | 381.5 | 376.7 | 21.6 | -1.3 |
| Argon and hydrogen..... | | 325120-C | 06/09 | 89.0 | 89.4 | 87.8 | -1.6 | -1.8 |
| Other industrial gases (including fluorocarbon and acetylene)..... | | 325120-T | 06/09 | 202.0 | 205.9 | 218.1 | 7.7 | 5.9 |
| Carbon dioxide..... | | 325120-4 | 06/81 | 505.7 | 501.2 | 508.7 | 12.6 | 1.5 |
| Nitrogen..... | | 325120-7 | 06/81 | 248.8 | 249.1 | 248.1 | 23.1 | -0.4 |
| Secondary products and miscellaneous receipts..... | | 325120-SM | | | | | | |
| Synthetic dye and pigment mfg..... | 32513 | | 12/03 | 147.5 | 150.3 | 152.7 | 7.9 | 1.6 |
| Synthetic dye and pigment manufacturing..... | 325130 | | 12/11 | 97.5 | 99.3 | 100.9 | 7.9 | 1.6 |
| Primary products..... | | 325130-P | 12/11 | 95.9 | 97.7 | 99.3 | 7.8 | 1.6 |
| Chrome colors and other inorganic pigments..... | | 325130-7 | 06/83 | 281.3 | 282.8 | 287.8 | 3.5 | 1.8 |
| Chrome colors..... | | 325130-71 | 12/01 | 181.5 | 181.5 | 182.2 | 2.8 | 0.4 |
| Iron oxide pigments..... | | 325130-72 | 06/83 | 278.9 | 283.4 | 282.9 | 0.5 | -0.2 |
| All other inorganic pigments, including white extender pigments and ceramic color pigments..... | | 325130-73 | 12/97 | 197.3 | 198.7 | 205.4 | 4.7 | 3.4 |
| Synthetic organic dyes..... | | 325130-8 | 12/82 | 95.8 | 97.8 | 108.9 | 2.0 | 11.3 |
| Synthetic organic pigments, lakes, and toners..... | | 325130-9 | 12/82 | 167.5 | 176.1 | 180.5 | 9.1 | 2.5 |
| Secondary products and miscellaneous receipts..... | | 325130-SM | | | | | | |
| Other basic inorganic chemical manufacturing..... | 32518 | | 12/03 | 276.2 | 288.5 | 298.5 | 14.5 | 3.5 |
| Other basic inorganic chemical manufacturing..... | 325180 | | 12/10 | 120.4 | 125.8 | 130.1 | 14.4 | 3.4 |
| Primary products..... | | 325180-P | 12/10 | 103.2 | 107.8 | 110.3 | 10.9 | 2.3 |
| Potassium and sodium compounds, excluding bleaches, alkalies, and alum..... | | 325180-A | 12/82 | 419.9 | 436.8 | 436.3 | 4.8 | -0.1 |
| All other inorganic chemicals..... | | 325180-H | 12/03 | 314.3 | 320.1 | 326.9 | 8.9 | 2.1 |

See footnotes at end of table.

Table 11. Producer price indexes for the net output of selected industries and their products, not seasonally adjusted — Continued

| Industry and product ¹ | Industry code | Product code | Index base | Index | | | Percent change to July 2021 from: | |
|--|---------------|--------------|------------|------------------------|------------------------|------------------------|-----------------------------------|-----------|
| | | | | Mar. 2021 ² | June 2021 ² | July 2021 ² | July 2020 | June 2021 |
| Other basic inorganic chemical manufacturing - Continued | | | | | | | | |
| Inorganic acids, excluding nitric, sulfuric and phosphoric..... | | 325180-3 | 12/82 | 110.9 | 118.7 | 122.7 | 8.0 | 3.4 |
| Sodium hydroxide (caustic soda)..... | | 325180-4 | 12/80 | 376.1 | 396.9 | 409.0 | 5.8 | 3.0 |
| Carbon black, all processes..... | | 325180-6 | 12/83 | 392.7 | 442.8 | 449.5 | 29.7 | 1.5 |
| Other alkalis..... | | 325180-7 | 12/11 | 109.4 | 105.7 | 107.3 | 6.8 | 1.5 |
| Sulfuric acid..... | | 325180-9 | 12/82 | 120.3 | 159.1 | 165.2 | 45.4 | 3.8 |
| Secondary products and miscellaneous receipts..... | | 325180-SM | | | | | | |
| Miscellaneous receipts..... | | 325180-M | 12/10 | 199.2 | 199.2 | 216.5 | 11.8 | 8.7 |
| Secondary products..... | | 325180-S | 12/10 | 154.1 | 176.5 | 181.3 | 67.6 | 2.7 |
| Other basic organic chemical mfg..... | 32519 | | 12/03 | 183.8 | 205.5 | 202.8 | 23.0 | -1.3 |
| Ethyl alcohol manufacturing..... | 325193 | | 12/03 | 197.2 | 251.6 | 231.4 | 49.5 | -8.0 |
| Primary products..... | | 325193-P | 12/82 | 205.8 | 297.9 | 270.9 | 64.8 | -9.1 |
| Ethyl alcohol..... | | 325193-0 | 12/82 | 205.8 | 297.9 | 270.9 | 64.8 | -9.1 |
| Secondary products and miscellaneous receipts..... | | 325193-SM | | | | | | |
| Secondary products..... | | 325193-S | 12/03 | 217.3 | 209.8 | 195.4 | 28.8 | -6.9 |
| Cyclic crude, intermediate, and gum and wood chemical mfg..... | 325194 | | 06/11 | 100.2 | 107.8 | 110.0 | 30.8 | 2.0 |
| Primary products..... | | 325194-P | 06/11 | 101.2 | 117.5 | 119.5 | 34.0 | 1.7 |
| Gum and wood chemicals, including wood distillation products..... | | 325194-1 | 06/84 | 438.8 | 461.6 | 466.8 | 7.4 | 1.1 |
| Cyclic crude and intermediate chemicals..... | | 325194-2 | 12/03 | 166.0 | 199.8 | 203.5 | 46.3 | 1.9 |
| Secondary products and miscellaneous receipts..... | | 325194-SM | | | | | | |
| All other basic organic chemical manufacturing..... | 325199 | | 12/03 | 185.6 | 196.2 | 199.7 | 13.1 | 1.8 |
| Primary products..... | | 325199-P | 12/82 | 324.6 | 344.7 | 353.4 | 15.8 | 2.5 |
| Natural organic chemicals..... | | 325199-E | 12/08 | 117.1 | 116.2 | 116.3 | 1.0 | 0.1 |
| Synthetic organic chemicals for use as flavor and perfume materials..... | | 325199-H | 12/03 | 114.8 | 117.8 | 116.5 | 1.9 | -1.1 |
| Synthetic organic plasticizers..... | | 325199-N | 12/03 | 159.5 | 181.1 | 173.5 | 13.3 | -4.2 |
| Other synthetic organic chemicals..... | | 325199-R | 12/03 | 163.7 | 172.6 | 173.2 | 15.2 | 0.3 |
| Miscellaneous end use chemicals and chemical products, excluding urea..... | | 325199-T | 12/82 | 353.5 | 356.0 | 354.0 | -6.0 | -0.6 |
| Miscellaneous cyclic and acyclic chemicals and chemical products, excluding fatty acid esters..... | | 325199-V | 12/82 | 289.6 | 322.5 | 347.8 | 48.8 | 7.8 |
| Fatty acids..... | | 325199-1 | 06/85 | 221.2 | 288.2 | 290.7 | 72.2 | 0.9 |
| Industrial organic flavor oil mixtures and blends..... | | 325199-7 | 12/08 | 390.2 | 391.2 | 390.9 | - | -0.1 |
| Secondary products and miscellaneous receipts..... | | 325199-SM | | | | | | |
| Miscellaneous receipts..... | | 325199-M | 12/82 | - | - | 1,352.4 | - | - |
| Resin, synthetic rubber, and artificial/synthetic fiber/filaments mfg..... | 3252 | | 12/84 | 241.7 | 268.2 | 274.0 | 42.1 | 2.2 |
| Resin and synthetic rubber mfg..... | 32521 | | 12/03 | 197.4 | 220.1 | 224.5 | 44.2 | 2.0 |
| Plastics material and resins mfg..... | 325211 | | 12/80 | 326.7 | 364.8 | 371.8 | 46.1 | 1.9 |
| Primary products..... | | 325211-P | 12/80 | 300.1 | 341.0 | 348.1 | 56.5 | 2.1 |
| Thermoplastic resins and plastics materials..... | | 325211-1 | 12/80 | 302.3 | 344.5 | 353.9 | 62.9 | 2.7 |
| Thermosetting resins and plastics materials..... | | 325211-4 | 12/80 | 274.6 | 304.2 | 293.7 | 15.9 | -3.5 |
| Secondary products and miscellaneous receipts..... | | 325211-SM | | | | | | |
| Synthetic rubber manufacturing..... | 325212 | | 06/81 | 223.5 | 244.7 | 251.9 | 23.0 | 2.9 |
| Primary products..... | | 325212-P | 06/81 | 219.1 | 241.6 | 249.3 | 24.7 | 3.2 |
| Synthetic rubber (vulcanizable elastomers)..... | | 325212-0 | 06/81 | 219.1 | 241.6 | 249.3 | 24.7 | 3.2 |
| Secondary products and miscellaneous receipts..... | | 325212-SM | | | | | | |
| Artificial fibers and filaments manufacturing..... | 32522 | | 12/03 | 130.6 | 136.7 | 142.3 | 20.7 | 4.1 |
| Artificial fibers and filaments manufacturing..... | 325220 | | 06/81 | 132.9 | 139.1 | 144.9 | 20.9 | 4.2 |
| Primary products..... | | 325220-P | 06/81 | 136.3 | 141.5 | 147.2 | 21.0 | 4.0 |
| Polyester manufactured fibers..... | | 325220-7 | 12/89 | 107.2 | 113.5 | 122.6 | 16.7 | 8.0 |
| Other noncellulosic organic fibers, incl. polyamide, polyolefin, and producer-textured..... | | 325220-9 | 06/11 | 111.6 | 115.3 | 118.9 | 22.1 | 3.1 |
| Secondary products and miscellaneous receipts..... | | 325220-SM | | | | | | |
| Pesticide, fertilizer, and other agricultural chemical mfg..... | 3253 | | 12/84 | 235.9 | 258.8 | 265.1 | 26.4 | 2.4 |
| Fertilizer mfg..... | 32531 | | 12/03 | 195.9 | 229.6 | 239.0 | 52.4 | 4.1 |
| Nitrogenous fertilizer manufacturing..... | 325311 | | 12/79 | 333.8 | 408.6 | 426.9 | 52.0 | 4.5 |
| Primary products..... | | 325311-P | 12/79 | 322.9 | 397.3 | 415.2 | 54.0 | 4.5 |
| Synthetic ammonia, nitric acid, ammonium compounds, and urea..... | | 325311-A | 12/14 | 88.0 | 110.0 | 115.3 | 59.5 | 4.8 |
| Fertilizer materials of organic origin..... | | 325311-7 | 06/03 | 133.9 | 133.9 | 133.9 | 0.0 | 0.0 |
| Secondary products and miscellaneous receipts..... | | 325311-SM | | | | | | |
| Secondary products..... | | 325311-S | 12/79 | 421.6 | 451.9 | 471.3 | 8.9 | 4.3 |
| Phosphatic fertilizer manufacturing..... | 325312 | | 12/79 | 349.7 | 425.7 | 447.3 | 85.9 | 5.1 |
| Primary products..... | | 325312-P | 12/79 | 289.7 | 353.2 | 372.7 | 89.0 | 5.5 |
| Phosphoric acid, superphosphates, and other phosphatic fertilizer materials..... | | 325312-A | 12/09 | 148.8 | 181.2 | 187.9 | 86.8 | 3.7 |
| Mixed fertilizers, made in plants which manufacture fertilizer materials..... | | 325312-7 | 12/79 | 253.2 | 309.8 | 349.6 | 97.6 | 12.8 |
| Secondary products and miscellaneous receipts..... | | 325312-SM | | | | | | |

See footnotes at end of table.

Table 11. Producer price indexes for the net output of selected industries and their products, not seasonally adjusted — Continued

| Industry and product ¹ | Industry code | Product code | Index base | Index | | | Percent change to July 2021 from: | |
|---|---------------|---------------|------------|------------------------|------------------------|------------------------|-----------------------------------|-----------|
| | | | | Mar. 2021 ² | June 2021 ² | July 2021 ² | July 2020 | June 2021 |
| Fertilizer, mixing only, manufacturing..... | 325314 | | 12/79 | 236.4 | 239.7 | 243.0 | 7.4 | 1.4 |
| Primary products..... | | 325314-P | 12/79 | 239.8 | 243.7 | 246.8 | 6.2 | 1.3 |
| Mixed fertilizers, mixing only..... | | 325314-0 | 06/86 | 213.0 | 216.5 | 219.2 | 6.2 | 1.2 |
| Mixed fertilizers, dry, mixing only..... | | 325314-01 | 06/03 | 163.8 | 166.2 | 168.8 | 4.3 | 1.6 |
| Mixed fertilizers, liquid, mixing only..... | | 325314-02 | 06/86 | 220.6 | 225.9 | 226.1 | 16.2 | 0.1 |
| Secondary products and miscellaneous receipts..... | | 325314-SM | | | | | | |
| Miscellaneous receipts..... | | 325314-M | 12/79 | 154.6 | 150.8 | 156.0 | 35.5 | 3.4 |
| Pesticide and other agricultural chemical mfg..... | 32532 | | 12/03 | 131.0 | 131.9 | 132.0 | 1.1 | 0.1 |
| Pesticide and other agricultural chemical manufacturing..... | 325320 | | 06/82 | 180.4 | 181.7 | 181.8 | 1.1 | 0.1 |
| Primary products..... | | 325320-P | 06/82 | 189.0 | 190.0 | 190.1 | 0.6 | 0.1 |
| Agricultural and commercial pesticides and chemicals..... | | 325320-1 | 06/03 | 126.6 | 127.2 | 127.2 | 0.2 | 0.0 |
| Lawn and garden pesticides and chemicals..... | | 325320-4 | 06/03 | 160.3 | 162.5 | 162.5 | 3.5 | 0.0 |
| Household and institutional pesticides and chemicals..... | | 325320-7 | 06/03 | 148.9 | 149.5 | 149.5 | 1.6 | 0.0 |
| Secondary products and miscellaneous receipts..... | | 325320-SM | | | | | | |
| Pharmaceutical and medicine mfg..... | 3254 | | 12/84 | 527.9 | 527.9 | 528.0 | 1.5 | 0.0 |
| Pharmaceutical and medicine mfg..... | 32541 | | 12/03 | 220.4 | 220.4 | 220.5 | 1.6 | 0.0 |
| Medicinal and botanical manufacturing..... | 325411 | | 06/82 | 179.3 | 179.2 | 179.3 | 1.1 | 0.1 |
| Primary products..... | | 325411-P | 06/82 | 182.5 | 182.4 | 182.5 | 1.2 | 0.1 |
| Synthetic organic medicinal chemicals, medicinal & botanical drugs, & other products..... | | 325411-0 | 12/11 | 101.8 | 101.7 | 101.8 | 1.2 | 0.1 |
| Pharmaceutical preparation manufacturing..... | 325412 | | 06/81 | 835.1 | 835.0 | 835.4 | 1.3 | 0.0 |
| Primary products..... | | 325412-P | 06/81 | 934.7 | 935.1 | 935.8 | 1.5 | 0.1 |
| Pharmaceuticals acting on the respiratory system, for human use..... | | 325412-A | 06/01 | 222.5 | 221.7 | 221.7 | 1.2 | 0.0 |
| Antihistamines and bronchodilators, including antiasthmatics..... | | 325412-A111 | 06/81 | 1,082.1 | 1,082.1 | 1,082.1 | 0.0 | 0.0 |
| Other respiratory preparations..... | | 325412-A112 | 06/01 | 231.9 | 230.8 | 230.8 | 1.7 | 0.0 |
| Other respiratory preparations, over-the-counter..... | | 325412-A112OC | 05/17 | 102.8 | 102.8 | 102.8 | 0.0 | 0.0 |
| Other respiratory preparations, prescription..... | | 325412-A112RX | 05/17 | 115.6 | 114.9 | 114.9 | 2.0 | 0.0 |
| Pharmaceuticals acting on the digestive or the genito-urinary systems, for human use..... | | 325412-D | 06/01 | 196.5 | 195.5 | 195.5 | -2.0 | 0.0 |
| Other digestive or genito-urinary preparations..... | | 325412-D112 | 06/01 | 203.0 | 202.0 | 202.0 | -2.0 | 0.0 |
| Other digestive or genito-urinary preparations, over-the-counter..... | | 325412-D112OC | 05/17 | 102.3 | 102.3 | 102.3 | 0.8 | 0.0 |
| Other digestive or genito-urinary preparations, prescription..... | | 325412-D112RX | 05/17 | 102.3 | 101.7 | 101.7 | -2.6 | 0.0 |
| Pharmaceuticals acting on the skin, for human use..... | | 325412-G | 06/01 | 177.0 | 177.0 | 177.0 | -0.2 | 0.0 |
| Other pharmaceutical preparations acting on the skin..... | | 325412-G311 | 12/09 | 107.7 | 107.7 | 107.7 | -0.6 | 0.0 |
| Anti-acne preparations..... | | 325412-G411 | 12/09 | 106.1 | 106.1 | 106.1 | 0.0 | 0.0 |
| Vitamin, nutrient, and hematonic preparations, for human use..... | | 325412-L | 06/01 | 140.6 | 141.8 | 141.7 | 1.4 | -0.1 |
| Multivitamins..... | | 325412-L111 | 06/81 | 185.0 | 188.0 | 188.6 | 2.3 | 0.3 |
| Other vitamins and nutrients..... | | 325412-L112 | 06/01 | 152.2 | 152.7 | 152.1 | 0.7 | -0.4 |
| Pharmaceuticals affecting parasitic and infective diseases, for human use..... | | 325412-Q | 06/01 | 272.5 | 272.5 | 272.5 | 1.2 | 0.0 |
| Broad and medium spectrum antibiotics..... | | 325412-Q111 | 06/81 | 597.2 | 597.2 | 597.2 | 0.1 | 0.0 |
| Systemic antivirals..... | | 325412-Q112 | 06/01 | 275.3 | 275.3 | 275.3 | 2.2 | 0.0 |
| Other parasitic and infective diseases..... | | 325412-Q113 | 06/01 | 300.8 | 300.8 | - | - | - |
| Pharmaceuticals for veterinary use, incl medicinal premixes/pet care products..... | | 325412-T | 06/81 | 190.7 | - | - | - | - |
| Pharmaceuticals affecting neoplasms, the endocrine system, & metabolic diseases, for human use..... | | 325412-1 | 06/01 | 317.0 | 317.0 | 317.1 | 2.0 | 0.0 |
| Cancer therapy products..... | | 325412-1111 | 06/81 | 887.8 | 887.8 | 892.3 | 2.7 | 0.5 |
| Insulin/antidiabetes products..... | | 325412-1112 | 06/81 | 1,558.1 | 1,558.1 | 1,558.1 | 3.0 | 0.0 |
| Other neoplasms, endocrine system, and metabolic diseases..... | | 325412-1113 | 06/81 | 1,082.8 | 1,082.8 | 1,082.8 | 1.6 | 0.0 |
| Hormones and oral contraceptives..... | | 325412-1114 | 12/09 | 222.2 | 222.2 | 222.2 | 1.2 | 0.0 |
| Pharmaceuticals acting on the central nervous system and the sense organs, for human use..... | | 325412-4 | 06/01 | 320.0 | 318.0 | 318.0 | 0.2 | 0.0 |
| Analgesics..... | | 325412-4111 | 06/01 | 335.3 | 331.7 | 331.7 | -1.7 | 0.0 |
| Psychotherapeutics..... | | 325412-4112 | 06/81 | 6,611.2 | 6,513.6 | 6,513.6 | 1.4 | 0.0 |
| Antidepressants..... | | 325412-41121 | 12/87 | 1,162.6 | 1,162.6 | 1,162.6 | 2.5 | 0.0 |
| Other psychotherapeutics, including tranquilizers..... | | 325412-41123 | 06/01 | 349.8 | 339.0 | 339.0 | 0.2 | 0.0 |
| Other central nervous system and sense organs..... | | 325412-4113 | 06/01 | 249.9 | 250.0 | 250.0 | 1.3 | 0.0 |
| Anticonvulsants..... | | 325412-4114 | 12/09 | 238.1 | 238.1 | 238.1 | 2.2 | 0.0 |
| Analgesics, over-the-counter..... | | 325412-4111OC | 05/17 | 100.4 | 100.4 | 100.4 | 0.3 | 0.0 |
| Analgesics, prescription..... | | 325412-4111RX | 05/17 | 127.7 | 126.1 | 126.1 | -1.9 | 0.0 |
| Pharmaceuticals acting on the cardiovascular system, for human use..... | | 325412-7 | 06/81 | 1,633.0 | 1,633.0 | 1,633.0 | 2.2 | 0.0 |
| Other cardiovascular preparations..... | | 325412-7113 | 06/01 | 542.9 | 542.9 | 542.9 | 1.6 | 0.0 |
| Secondary products and miscellaneous receipts..... | | 325412-SM | | | | | | |
| Miscellaneous receipts..... | | 325412-M | 06/81 | 459.6 | 456.4 | 455.5 | -0.8 | -0.2 |
| Secondary products..... | | 325412-S | 06/81 | 286.4 | 291.4 | 291.4 | 5.0 | 0.0 |
| In-vitro diagnostic substance manufacturing..... | 325413 | | 03/80 | 258.1 | 258.5 | 258.1 | 0.5 | -0.2 |
| Primary products..... | | 325413-P | 06/87 | 180.7 | 181.0 | 180.7 | 0.6 | -0.2 |
| In-vitro diagnostic substances..... | | 325413-0 | 06/91 | 160.5 | 160.7 | 160.5 | 0.6 | -0.1 |

See footnotes at end of table.

Table 11. Producer price indexes for the net output of selected industries and their products, not seasonally adjusted — Continued

| Industry and product ¹ | Industry code | Product code | Index base | Index | | | Percent change to July 2021 from: | |
|--|---------------|--------------|------------|------------------------|------------------------|------------------------|-----------------------------------|-----------|
| | | | | Mar. 2021 ² | June 2021 ² | July 2021 ² | July 2020 | June 2021 |
| In-vitro diagnostic substance manufacturing - Continued | | | | | | | | |
| Secondary products and miscellaneous receipts..... | | 325413-SM | | | | | | |
| Other biological product manufacturing..... | 325414 | | 06/91 | 233.1 | 233.0 | 233.0 | 5.1 | 0.0 |
| Primary products..... | | 325414-P | 06/91 | 241.6 | 241.4 | 241.4 | 6.0 | 0.0 |
| Biological products, excluding diagnostic, for veterinary, industrial, and all other misc. uses..... | | 325414-A | 03/80 | 170.5 | 169.3 | — | — | — |
| Biological products, excluding diagnostic, for human use..... | | 325414-T | 06/09 | 145.4 | 145.4 | 145.4 | 7.2 | 0.0 |
| Secondary products and miscellaneous receipts..... | | 325414-SM1 | | | | | | |
| Paint, coating & adhesive mfg..... | 3255 | | 12/03 | 177.1 | 182.1 | 186.7 | 7.7 | 2.5 |
| Paint and coating mfg..... | 32551 | | 06/83 | 311.6 | 321.6 | 330.6 | 8.6 | 2.8 |
| Paint and coating manufacturing..... | 325510 | | 06/83 | 311.1 | 321.0 | 330.0 | 8.6 | 2.8 |
| Primary products..... | | 325510-P | 06/83 | 315.9 | 326.4 | 334.5 | 8.5 | 2.5 |
| Miscellaneous allied paint products including paint and varnish removers, thinners, etc..... | | 325510-B | 12/88 | 305.6 | 324.3 | 321.3 | 9.1 | -0.9 |
| Architectural coatings..... | | 325510-1 | 06/83 | 362.4 | 368.3 | 384.4 | 9.8 | 4.4 |
| Exterior architectural coatings..... | | 325510-11 | 12/12 | 120.4 | 124.6 | 129.5 | 11.3 | 3.9 |
| Interior architectural coatings..... | | 325510-12 | 12/12 | 117.6 | 118.4 | 123.8 | 8.9 | 4.6 |
| Product finishes for original equipment manufacturers (OEM), excluding marine coatings..... | | 325510-4 | 06/83 | 204.7 | 212.7 | 213.2 | 6.1 | 0.2 |
| Transportation finishes, except powdered and high-solids coatings..... | | 325510-41 | 12/12 | 113.0 | 114.5 | 114.4 | 4.0 | -0.1 |
| All other product finishes for original equipment manufacturers (OEM), excluding marine coating..... | | 325510-42 | 12/12 | 105.8 | 111.2 | 111.7 | 7.1 | 0.4 |
| Special purpose coatings incl. marine, industrial, construction and maintenance coatings, etc..... | | 325510-7 | 06/83 | 406.3 | 427.6 | 438.7 | 8.9 | 2.6 |
| Automotive, other transportation and machinery refinish paints and enamels, including primers..... | | 325510-71 | 12/12 | 117.1 | 117.4 | 132.3 | 12.9 | 12.7 |
| Special purpose coatings, including all marine coatings and traffic marking paints..... | | 325510-72 | 12/12 | 116.2 | 124.5 | 123.2 | 7.4 | -1.0 |
| Secondary products and miscellaneous receipts..... | | 325510-SM | | | | | | |
| Secondary products..... | | 325510-S | 06/83 | 269.3 | 280.5 | 279.6 | 5.8 | -0.3 |
| Adhesive mfg..... | 32552 | | 12/03 | 166.5 | 170.0 | 173.3 | 5.8 | 1.9 |
| Adhesive manufacturing..... | 325520 | | 12/83 | 270.7 | 276.4 | 281.8 | 5.8 | 2.0 |
| Primary products..... | | 325520-P | 12/83 | 275.0 | 280.8 | 286.6 | 6.0 | 2.1 |
| Nonstructural caulking compounds and sealants..... | | 325520-A | 12/06 | 155.2 | 160.2 | 162.4 | 6.1 | 1.4 |
| Structural sealants (load bearing)..... | | 325520-B | 12/06 | 119.8 | 122.3 | 126.3 | 5.8 | 3.3 |
| Synthetic resin & rubber adhesives, incl all types of bonding & laminating adhesives..... | | 325520-4 | 12/83 | 285.6 | 291.2 | 298.3 | 6.5 | 2.4 |
| Epoxy adhesives..... | | 325520-41 | 06/06 | 157.0 | 160.2 | 168.5 | 7.5 | 5.2 |
| Other synthetic resin and rubber adhesives..... | | 325520-46 | 06/97 | 186.9 | 193.4 | 198.8 | 10.6 | 2.8 |
| Secondary products and miscellaneous receipts..... | | 325520-SM | | | | | | |
| Miscellaneous receipts..... | | 325520-M | 12/83 | 272.7 | 277.1 | 281.5 | 3.7 | 1.6 |
| Secondary products..... | | 325520-S | 12/83 | 208.4 | 212.2 | 213.8 | 4.0 | 0.8 |
| Soap, cleaners, and toilet preparation mfg..... | 3256 | | 12/84 | 178.6 | 181.5 | 183.0 | 3.4 | 0.8 |
| Soap & cleaning compound mfg..... | 32561 | | 12/03 | 147.4 | 151.8 | 153.7 | 6.4 | 1.3 |
| Soap and other detergent manufacturing..... | 325611 | | 06/83 | 182.9 | 183.9 | 186.7 | 3.0 | 1.5 |
| Primary products..... | | 325611-P | 06/83 | 184.4 | 185.4 | 189.0 | 3.6 | 1.9 |
| Soaps and detergents, commercial, industrial, and institutional..... | | 325611-1 | 06/83 | 263.5 | 265.6 | 267.7 | 2.6 | 0.8 |
| Commercial, industrial, and institutional hard surface cleaners..... | | 325611-11 | 06/07 | 121.5 | 121.6 | 123.2 | 1.8 | 1.3 |
| Commercial, industrial, and institutional laundry detergents..... | | 325611-12 | 06/07 | 148.4 | 150.3 | 153.1 | 3.2 | 1.9 |
| Commercial, industrial, and institutional dishwashing detergents..... | | 325611-13 | 12/11 | 119.2 | 119.3 | 119.3 | 1.9 | 0.0 |
| Commercial, industrial, and institutional metal cleaners..... | | 325611-14 | 12/11 | 119.1 | 119.1 | 119.4 | 2.0 | 0.3 |
| Dairy, farm, and food plant cleaners, sanitizers, etc..... | | 325611-16 | 06/07 | 131.0 | 133.8 | 134.7 | 5.2 | 0.7 |
| Commercial, industrial, and institutional soaps, excluding specialty cleaners..... | | 325611-17 | 06/07 | 136.5 | 139.3 | 140.2 | 3.5 | 0.6 |
| Commercial, industrial, and institutional scouring cleaners..... | | 325611-18 | 05/18 | 100.4 | 100.4 | 100.4 | 0.0 | 0.0 |
| Household detergents..... | | 325611-4 | 06/83 | 150.8 | 151.5 | 157.9 | 5.5 | 4.2 |
| Household alkaline detergents and cleaners..... | | 325611-45 | 05/18 | 104.5 | 106.4 | 107.4 | 5.7 | 0.9 |
| Household dry and liquid laundry detergents..... | | 325611-46 | 05/18 | 99.9 | 99.9 | 105.4 | 5.5 | 5.5 |
| Soaps, excluding specialty cleaners, household..... | | 325611-7 | 06/83 | 194.7 | 195.2 | 194.3 | 2.3 | -0.5 |
| Secondary products and miscellaneous receipts..... | | 325611-SM | | | | | | |
| Miscellaneous receipts..... | | 325611-M | 06/83 | 192.2 | 191.1 | 191.1 | -0.6 | 0.0 |
| Secondary products..... | | 325611-S | 06/83 | 164.0 | 164.8 | 165.3 | 1.0 | 0.3 |
| Polish and other sanitation good mfg..... | 325612 | | 06/83 | 214.7 | 218.0 | 217.3 | 0.7 | -0.3 |
| Primary products..... | | 325612-P | 06/83 | 226.1 | 229.1 | 228.5 | 1.4 | -0.3 |
| Polishing preparations and related products..... | | 325612-7 | 06/83 | 238.5 | 248.4 | 248.4 | 4.2 | 0.0 |
| Specialty cleaning and sanitation products..... | | 325612-8 | 05/17 | 105.0 | 105.9 | 105.8 | 1.3 | -0.1 |
| Disinfectants, nonagricultural, industrial and institutional..... | | 325612-81 | 05/17 | 115.6 | 118.1 | 117.5 | 1.5 | -0.5 |
| Air and room fresheners..... | | 325612-83 | 06/83 | 157.1 | 157.2 | 157.3 | 0.1 | 0.1 |

See footnotes at end of table.

Table 11. Producer price indexes for the net output of selected industries and their products, not seasonally adjusted — Continued

| Industry and product ¹ | Industry code | Product code | Index base | Index | | | Percent change to July 2021 from: | |
|--|---------------|--------------|------------|------------------------|------------------------|------------------------|-----------------------------------|-----------|
| | | | | Mar. 2021 ² | June 2021 ² | July 2021 ² | July 2020 | June 2021 |
| Polish and other sanitation good mfg. - Continued | | | | | | | | |
| Laundry fabric softeners and rinses, liquid and dry..... | | 325612-88 | 05/17 | 105.9 | 106.5 | 106.9 | 1.2 | 0.4 |
| Other specialty cleaning and sanitation products..... | | 325612-89 | 06/89 | 167.7 | 169.3 | 168.8 | 1.9 | -0.3 |
| Secondary products and miscellaneous receipts..... | | 325612-SM | | | | | | |
| Miscellaneous receipts..... | | 325612-M | 06/83 | 150.7 | 154.8 | 153.9 | -1.4 | -0.6 |
| Surface active agent manufacturing..... | 325613 | | 12/83 | 263.1 | 287.5 | 293.1 | 19.0 | 1.9 |
| Primary products..... | | 325613-P | 12/83 | 288.8 | 315.8 | 320.0 | 18.6 | 1.3 |
| Surfactants, finishing agents, and assistants..... | | 325613-0 | 12/83 | 288.8 | 315.8 | 320.0 | 18.6 | 1.3 |
| Textile and leather assistants and finishes..... | | 325613-01 | 12/83 | 197.0 | 211.2 | 213.4 | 9.5 | 1.0 |
| Surfactants (bulk surface active agents)..... | | 325613-02 | 12/83 | 323.7 | 355.0 | 360.0 | 20.2 | 1.4 |
| Secondary products and miscellaneous receipts..... | | 325613-SM | | | | | | |
| Toilet preparation mfg..... | 32562 | | 12/03 | 115.8 | 116.1 | 116.4 | 0.3 | 0.3 |
| Toilet preparation manufacturing..... | 325620 | | 03/80 | 210.7 | 211.1 | 211.8 | 0.4 | 0.3 |
| Primary products..... | | 325620-P | 03/80 | 215.4 | 216.1 | 217.0 | 0.6 | 0.4 |
| Creams, lotions and oils, excluding shaving, hair, and deodorant..... | | 325620-D | 03/80 | 208.3 | 208.5 | 208.5 | 0.0 | 0.0 |
| Other cosmetics and toilet preparations..... | | 325620-G | 06/99 | 112.6 | 113.4 | 114.7 | 1.8 | 1.1 |
| Perfumes, toilet waters, and colognes..... | | 325620-4 | 03/80 | 219.1 | — | — | — | — |
| Hair preparations (including shampoos)..... | | 325620-7 | 03/80 | 245.1 | 245.1 | 245.1 | -0.5 | 0.0 |
| Hair preparations (including shampoos), excluding hair tonics..... | | 325620-71 | 06/07 | 136.9 | 136.9 | 136.9 | -0.7 | 0.0 |
| Hair tonics, including hair and scalp conditioners..... | | 325620-72 | 06/07 | 116.4 | 116.4 | 116.4 | 0.0 | 0.0 |
| Secondary products and miscellaneous receipts..... | | 325620-SM | | | | | | |
| Other chemical product & preparation mfg..... | 3259 | | 12/03 | 151.4 | 155.7 | 156.8 | 6.1 | 0.7 |
| Printing ink mfg..... | 32591 | | 12/03 | 161.9 | 166.7 | 166.6 | 4.8 | -0.1 |
| Printing ink manufacturing..... | 325910 | | 06/84 | 217.0 | 223.4 | 223.3 | 4.9 | 0.0 |
| Primary products..... | | 325910-P | 06/84 | 219.9 | 226.7 | 226.6 | 5.1 | 0.0 |
| Flexographic printing inks..... | | 325910-A | 06/84 | 204.5 | 224.7 | 224.4 | 11.6 | -0.1 |
| Nonimpact/digital inks..... | | 325910-E | 06/05 | 207.7 | 207.8 | 207.5 | 4.5 | -0.1 |
| All other printing inks..... | | 325910-H | 06/84 | 202.2 | 206.9 | 206.9 | 0.7 | 0.0 |
| Lithographic and offset inks..... | | 325910-6 | 06/84 | 199.0 | 208.7 | 208.7 | 4.9 | 0.0 |
| News and nonheat web offset printing inks..... | | 325910-61 | 12/89 | 253.2 | 271.2 | 271.2 | 7.1 | 0.0 |
| Publication and commercial web inks..... | | 325910-62 | 12/97 | 130.5 | 136.2 | 136.2 | 4.4 | 0.0 |
| Sheet-fed general inks..... | | 325910-63 | 12/97 | 131.7 | 138.6 | 139.1 | 5.5 | 0.4 |
| Sheet-fed packaging inks..... | | 325910-64 | 06/05 | 126.5 | 131.6 | 131.1 | 4.0 | -0.4 |
| Gravure printing inks..... | | 325910-7 | 06/84 | 171.4 | 172.2 | 172.2 | 1.1 | 0.0 |
| Secondary products and miscellaneous receipts..... | | 325910-SM | | | | | | |
| Miscellaneous receipts..... | | 325910-M | 06/84 | 179.8 | 178.1 | 179.1 | -2.9 | 0.6 |
| Secondary products..... | | 325910-S | 06/84 | 155.3 | 155.7 | 159.7 | 3.7 | 2.6 |
| Explosives mfg..... | 32592 | | 12/06 | 132.2 | 131.9 | 132.5 | 2.0 | 0.5 |
| Explosives manufacturing..... | 325920 | | 12/80 | 335.8 | 334.9 | 336.4 | 1.9 | 0.4 |
| Primary products..... | | 325920-P | 12/80 | 291.9 | 293.2 | 294.9 | 2.9 | 0.6 |
| Explosives..... | | 325920-0 | 12/80 | 293.8 | 295.1 | 296.8 | 2.8 | 0.6 |
| Secondary products and miscellaneous receipts..... | | 325920-SM | | | | | | |
| All other chemical product & preparation mfg..... | 32599 | | 12/03 | 150.0 | 154.5 | 155.8 | 6.5 | 0.8 |
| Custom compounding of purchased resins..... | 325991 | | 06/93 | 176.2 | 191.0 | 195.0 | 15.7 | 2.1 |
| Primary products..... | | 325991-P | 06/93 | 181.2 | 197.8 | 202.0 | 17.0 | 2.1 |
| Custom compounding of purchased resins and color concentrates..... | | 325991-0 | 06/93 | 180.3 | 196.9 | 201.0 | 17.0 | 2.1 |
| Secondary products and miscellaneous receipts..... | | 325991-SM | | | | | | |
| Photographic film and chemical manufacturing..... | 325992 | | 12/03 | 136.1 | 140.4 | 140.3 | 4.4 | -0.1 |
| Primary products..... | | 325992-P | 12/03 | 145.5 | 149.0 | 148.4 | 3.8 | -0.4 |
| Photographic sensitized film, plates, paper, & cloth..... | | 325992-T | 06/07 | 155.3 | 160.3 | 159.6 | 5.8 | -0.4 |
| Photographic sensitized film, plates, paper, & cloth, silver-halide-type (excluding X-ray)..... | | 325992-T1 | 01/00 | 151.5 | 154.9 | 153.8 | 7.0 | -0.7 |
| Sensitized photographic film, plates, paper & cloth, other than silver-halide-type, incl. X-ray..... | | 325992-T3 | 12/03 | 144.4 | 151.3 | 151.3 | 4.0 | 0.0 |
| Prepared photographic chemicals..... | | 325992-5 | 12/83 | 72.3 | 72.1 | 71.9 | -2.0 | -0.3 |
| Secondary products and miscellaneous receipts..... | | 325992-SM | | | | | | |
| Miscellaneous receipts..... | | 325992-M | 12/03 | 113.0 | 113.0 | 113.0 | 0.0 | 0.0 |
| Other miscellaneous chemical product manufacturing..... | 325998 | | 06/85 | 224.2 | 224.4 | 225.7 | 3.0 | 0.6 |
| Primary products..... | | 325998-P | 06/85 | 218.0 | 218.0 | 219.4 | 3.1 | 0.6 |
| Water treating compounds..... | | 325998-A | 06/85 | 197.5 | 195.2 | 196.0 | 22.0 | 0.4 |
| All other chemical preparations, including essential oils..... | | 325998-J | 06/85 | 235.7 | 236.4 | 238.3 | 0.9 | 0.8 |
| Secondary products and miscellaneous receipts..... | | 325998-SM | | | | | | |
| Miscellaneous receipts..... | | 325998-M | 12/03 | 161.3 | 161.4 | 161.4 | 0.1 | 0.0 |
| Secondary products..... | | 325998-S | 06/85 | 308.9 | 312.8 | 313.1 | 2.5 | 0.1 |
| Plastics and rubber products mfg..... | 326 | | 12/84 | 200.6 | 212.6 | 218.2 | 14.0 | 2.6 |

See footnotes at end of table.

Table 11. Producer price indexes for the net output of selected industries and their products, not seasonally adjusted — Continued

| Industry and product ¹ | Industry code | Product code | Index base | Index | | | Percent change to July 2021 from: | |
|--|---------------|--------------|------------|------------------------|------------------------|------------------------|-----------------------------------|-----------|
| | | | | Mar. 2021 ² | June 2021 ² | July 2021 ² | July 2020 | June 2021 |
| Plastics product mfg. | 3261 | | 06/93 | 177.9 | 189.9 | 195.2 | 16.1 | 2.8 |
| Unsupported plastics film, sheet, and bag mfg. | 32611 | | 12/03 | 168.9 | 183.0 | 188.9 | 22.3 | 3.2 |
| Plastics bag and pouch manufacturing. | 326111 | | 12/03 | 179.1 | 187.9 | 195.4 | 17.1 | 4.0 |
| Primary products. | | 326111-P | 12/03 | 181.0 | 189.4 | 197.5 | 17.3 | 4.3 |
| Single-web film specialty bags, pouches, and liners. | | 326111-1 | 12/83 | 276.6 | 289.9 | 303.0 | 18.1 | 4.5 |
| Polyethylene grocery and variety bags and pouches. | | 326111-11 | 06/07 | 144.7 | 152.9 | 162.1 | 22.6 | 6.0 |
| Polyethylene refuse bags. | | 326111-12 | 06/07 | 135.7 | 142.7 | 146.3 | 20.5 | 2.5 |
| Other polyethylene bags, pouches, and liners. | | 326111-15 | 06/07 | 140.1 | 151.9 | 154.5 | 19.5 | 1.7 |
| Coextruded single-web film specialty bags, pouches, & liners. | | 326111-16 | 06/13 | 104.6 | 106.1 | 117.8 | 17.8 | 11.0 |
| Multiweb film/film combination specialty bags, pouches, and liners. | | 326111-3 | 12/03 | 175.3 | 180.8 | 184.6 | 10.2 | 2.1 |
| Secondary products and miscellaneous receipts. | | 326111-SM | | | | | | |
| Secondary products. | | 326111-S | 12/03 | 180.9 | 205.1 | 209.2 | 27.7 | 2.0 |
| Plastics packaging film and sheet mfg. | 326112 | | 12/03 | 150.9 | 164.2 | 170.5 | 25.7 | 3.8 |
| Primary products. | | 326112-P | 12/03 | 153.4 | 167.6 | 174.2 | 26.4 | 3.9 |
| Single-web film, rolls, and sheets, including coextruded, for flexible packaging uses. | | 326112-1 | 12/87 | 231.7 | 248.3 | 257.1 | 24.6 | 3.5 |
| Single-web film, rolls, and sheets for flexible packaging uses. | | 326112-11 | 06/07 | 152.4 | 163.5 | 167.5 | 23.6 | 2.4 |
| Coextruded single-web film, for flexible packaging uses. | | 326112-12 | 06/07 | 127.7 | 136.1 | 149.0 | 30.2 | 9.5 |
| Film/film multiweb laminated rolls and sheets, excluding foil, for flexible packaging uses. | | 326112-3 | 12/87 | 178.6 | 204.6 | 215.0 | 31.1 | 5.1 |
| Secondary products and miscellaneous receipts. | | 326112-SM | | | | | | |
| Secondary products. | | 326112-S | 12/03 | 139.4 | 147.8 | 153.4 | 25.6 | 3.8 |
| Nonpackaging plastics film and sheet mfg. | 326113 | | 06/93 | 199.5 | 219.2 | 224.3 | 22.7 | 2.3 |
| Primary products. | | 326113-P | 12/82 | 244.3 | 269.9 | 275.9 | 23.6 | 2.2 |
| Unlaminated plastics film and sheet, excluding packaging. | | 326113-0 | 12/82 | 244.3 | 269.9 | 275.9 | 23.6 | 2.2 |
| Unlaminated polyethylene film and sheet. | | 326113-01 | 06/93 | 242.9 | 273.1 | 276.1 | 27.5 | 1.1 |
| Unlaminated vinyl and vinyl copolymer film and sheet. | | 326113-03 | 06/93 | 176.1 | 196.3 | 200.4 | 18.3 | 2.1 |
| Miscellaneous unlaminated plastics film and sheet. | | 326113-04 | 06/93 | 195.1 | 208.5 | 216.4 | 19.0 | 3.8 |
| Secondary products and miscellaneous receipts. | | 326113-SM | | | | | | |
| Secondary products. | | 326113-S | 06/93 | 146.7 | 156.0 | 160.4 | 17.1 | 2.8 |
| Plastics pipe/fitting/unsupported shapes mfg. | 32612 | | 12/03 | 198.3 | 223.7 | 236.7 | 34.3 | 5.8 |
| Unlaminated plastics profile shape manufacturing. | 326121 | | 06/93 | 144.1 | 148.2 | 152.2 | 6.7 | 2.7 |
| Primary products. | | 326121-P | 12/82 | 185.2 | 190.6 | 196.1 | 6.6 | 2.9 |
| Unlaminated plastics profile shapes. | | 326121-0 | 12/82 | 185.2 | 190.6 | 196.1 | 6.6 | 2.9 |
| Secondary products and miscellaneous receipts. | | 326121-SM | | | | | | |
| Plastics pipe and pipe fitting manufacturing. | 326122 | | 06/93 | 318.2 | 376.6 | 404.1 | 52.5 | 7.3 |
| Primary products. | | 326122-P | 12/82 | 306.1 | 363.3 | 390.7 | 54.3 | 7.5 |
| Plastics pipe. | | 326122-1 | 12/82 | 303.9 | 362.5 | 391.9 | 58.3 | 8.1 |
| Plastics drain, waste and vent pipe. | | 326122-11 | 06/87 | 178.2 | 210.3 | 218.7 | 42.1 | 4.0 |
| Plastics water pipe. | | 326122-13 | 06/87 | 218.2 | 256.1 | 312.6 | 72.8 | 22.1 |
| Plastics sewer, stormdrain, and water main pipe. | | 326122-18 | 12/17 | 122.3 | 165.7 | 181.0 | 85.5 | 9.2 |
| Other plastics pipe. | | 326122-1B | 07/87 | 456.8 | 502.9 | 516.9 | 39.7 | 2.8 |
| Plastics pipe fittings and unions. | | 326122-3 | 12/03 | 266.8 | 309.8 | 325.4 | 38.1 | 5.0 |
| Secondary products and miscellaneous receipts. | | 326122-SM | | | | | | |
| Miscellaneous receipts. | | 326122-M | 12/99 | 173.6 | 194.8 | 191.3 | 16.6 | -1.8 |
| Secondary products. | | 326122-S1 | 12/17 | 108.1 | 115.6 | 121.5 | 15.6 | 5.1 |
| Laminated plastics plate, sheet, and shape mfg. | 32613 | | 12/03 | 137.3 | 139.9 | 140.9 | 4.0 | 0.7 |
| Laminated plastics plate, sheet (except packaging), and shape manufacturing. | 326130 | | 06/93 | 170.7 | 174.0 | 175.2 | 3.9 | 0.7 |
| Primary products. | | 326130-P | 12/82 | 222.8 | 226.5 | 228.5 | 3.9 | 0.9 |
| Laminated plastics plate, sheet (except packaging), and shapes. | | 326130-0 | 12/82 | 222.8 | 226.5 | 228.5 | 3.9 | 0.9 |
| Secondary products and miscellaneous receipts. | | 326130-SM | | | | | | |
| Secondary products. | | 326130-S | 06/93 | 156.2 | 162.2 | 162.5 | 6.4 | 0.2 |
| Polystyrene foam product mfg. | 32614 | | 12/03 | 195.6 | 214.2 | 234.6 | 32.3 | 9.5 |
| Polystyrene foam product manufacturing. | 326140 | | 12/03 | 195.6 | 214.3 | 234.7 | 32.4 | 9.5 |
| Primary products. | | 326140-P | 12/03 | 191.2 | 207.7 | 229.4 | 29.8 | 10.4 |
| Packaging, polystyrene foam products. | | 326140-2 | 12/03 | 211.3 | 240.2 | 265.4 | 36.2 | 10.5 |
| Polystyrene foam food containers. | | 326140-21 | 06/06 | 210.0 | 215.8 | 250.2 | 32.3 | 15.9 |
| Polystyrene foam protective shipping pads, shaped cushioning, etc. | | 326140-22 | 06/06 | 142.4 | 191.6 | 196.6 | 43.3 | 2.6 |
| Building and construction polystyrene foam products. | | 326140-3 | 12/03 | 140.2 | 154.3 | 169.0 | 26.7 | 9.5 |
| Consumer and institutional polystyrene foam products. | | 326140-5 | 12/82 | 266.4 | 271.0 | 308.0 | 28.1 | 13.7 |
| All other polystyrene foam products incl. transportation application uses. | | 326140-9 | 06/06 | 125.9 | 145.8 | 146.6 | 19.7 | 0.5 |
| Secondary products and miscellaneous receipts. | | 326140-SM | | | | | | |
| Foam product (ex polystyrene) mfg. | 32615 | | 12/03 | 163.5 | 172.8 | 179.9 | 9.7 | 4.1 |
| Urethane and other foam product mfg. | 326150 | | 12/03 | 163.5 | 172.8 | 179.9 | 9.7 | 4.1 |
| Primary products. | | 326150-P | 12/03 | 158.7 | 168.2 | 175.8 | 10.4 | 4.5 |

See footnotes at end of table.

Table 11. Producer price indexes for the net output of selected industries and their products, not seasonally adjusted — Continued

| Industry and product ¹ | Industry code | Product code | Index base | Index | | | Percent change to July 2021 from: | |
|--|---------------|--------------|------------|------------------------|------------------------|------------------------|-----------------------------------|-----------|
| | | | | Mar. 2021 ² | June 2021 ² | July 2021 ² | July 2020 | June 2021 |
| Urethane and other foam product mfg. - Continued | | | | | | | | |
| Packaging polyurethane foam products..... | | 326150-2 | 12/03 | 280.7 | 280.7 | 280.7 | 9.1 | 0.0 |
| Furniture and furnishings polyurethane foam products..... | | 326150-4 | 12/82 | 233.6 | 250.6 | 280.6 | 14.2 | 12.0 |
| Polyurethane foam formed & slab stock for pillows/seating/etc..... | | 326150-41 | 12/05 | 124.4 | 157.8 | 157.8 | 4.8 | 0.0 |
| Consumer and institutional polyurethane foam products..... | | 326150-5 | 12/03 | 175.9 | 201.0 | 201.0 | 15.0 | 0.0 |
| All other miscellaneous polyurethane foam products..... | | 326150-6 | 12/03 | 103.3 | 106.7 | 107.7 | 6.3 | 0.9 |
| Products made of foam other than polystyrene or polyurethane..... | | 326150-9 | 12/99 | 139.4 | 142.8 | 145.6 | 5.5 | 2.0 |
| Secondary products and miscellaneous receipts..... | | 326150-SM | | | | | | |
| Secondary products..... | | 326150-S | 12/03 | 208.6 | 213.7 | 215.4 | 4.2 | 0.8 |
| Plastics bottle mfg..... | 32616 | | 12/03 | 124.7 | 131.0 | 133.6 | 10.3 | 2.0 |
| Plastics bottle manufacturing..... | 326160 | | 06/93 | 140.6 | 147.6 | 150.5 | 10.3 | 2.0 |
| Primary products..... | | 326160-P | 12/82 | 155.5 | 163.7 | 167.0 | 10.3 | 2.0 |
| Plastics bottles..... | | 326160-0 | 06/87 | 148.2 | 156.0 | 159.2 | 10.3 | 2.1 |
| Secondary products and miscellaneous receipts..... | | 326160-SM | | | | | | |
| Other plastics product mfg..... | 32619 | | 12/03 | 148.5 | 156.4 | 158.2 | 10.7 | 1.2 |
| Plastics plumbing fixture manufacturing..... | 326191 | | 06/93 | 165.1 | 172.4 | 173.2 | 9.3 | 0.5 |
| Primary products..... | | 326191-P | 06/93 | 166.2 | 173.8 | 174.3 | 8.9 | 0.3 |
| Plastics plumbing fixtures..... | | 326191-0 | 06/93 | 166.2 | 173.8 | 174.3 | 8.9 | 0.3 |
| Secondary products and miscellaneous receipts..... | | 326191-SM | | | | | | |
| Miscellaneous receipts..... | | 326191-M | 12/04 | 87.2 | 87.9 | 91.7 | 18.0 | 4.3 |
| All other plastics product manufacturing..... | 326199 | | 06/93 | 164.2 | 173.0 | 175.1 | 10.8 | 1.2 |
| Primary products..... | | 326199-P | 06/87 | 194.0 | 204.6 | 207.3 | 11.2 | 1.3 |
| All other reinforced and fiberglass plastics products..... | | 326199-A | 06/93 | 200.3 | 211.6 | 212.0 | 10.7 | 0.2 |
| Consumer/institutional/commercial fabricated plastics products (excl. foam and wire coated)..... | | 326199-C | 06/93 | 163.6 | 167.8 | 170.4 | 8.7 | 1.5 |
| Transportation fabricated plastics products (excluding foam and reinforced plastics)..... | | 326199-1 | 06/93 | 121.1 | 127.1 | 127.3 | 8.4 | 0.2 |
| Electrical and electronic fabricated plastics (excluding foam and reinforced plastics)..... | | 326199-2 | 12/82 | 128.4 | 133.4 | 134.0 | 6.3 | 0.4 |
| Industrial machinery plastics products, excluding foam (incl. gears, bearings, etc.)..... | | 326199-3 | 06/93 | 173.3 | 173.9 | 176.2 | 1.6 | 1.3 |
| Plastics packaging (excluding film, sheet, foam, and bottles)..... | | 326199-4 | 06/93 | 169.3 | 188.8 | 194.0 | 21.3 | 2.8 |
| Building & construction fabricated plastics products (excl foam, plumbing fixtures, hardware)..... | | 326199-8 | 12/03 | 148.8 | 157.5 | 160.5 | 12.6 | 1.9 |
| Secondary products and miscellaneous receipts..... | | 326199-SM | | | | | | |
| Miscellaneous receipts..... | | 326199-M | 12/99 | 146.6 | 150.9 | 150.4 | 4.3 | -0.3 |
| Secondary products..... | | 326199-S | 06/93 | 153.1 | 161.0 | 160.5 | 7.4 | -0.3 |
| Rubber product mfg..... | 3262 | | 12/03 | 155.7 | 160.0 | 163.2 | 6.0 | 2.0 |
| Tire mfg..... | 32621 | | 06/81 | 172.7 | 176.3 | 182.3 | 6.5 | 3.4 |
| Tire manufacturing, except retreading..... | 326211 | | 06/81 | 172.7 | 176.3 | 182.3 | 6.5 | 3.4 |
| Primary products..... | | 326211-P | 06/81 | 159.7 | 162.7 | 168.6 | 6.6 | 3.6 |
| Tread rubber, tire sundries, and repair materials..... | | 326211-H | 06/81 | 231.1 | 241.5 | 245.0 | 6.0 | 1.4 |
| Pneumatic tires (including passenger, truck, bus, tractor, industrial, and other tires)..... | | 326211-0 | 12/11 | 96.3 | 97.9 | 101.7 | 6.6 | 3.9 |
| Passenger car pneumatic tires (casings)..... | | 326211-01 | 06/81 | 146.2 | 148.2 | 151.9 | 4.9 | 2.5 |
| Truck and bus (including off-the-highway) pneumatic tires..... | | 326211-03 | 06/81 | 152.7 | 155.9 | 166.6 | 10.9 | 6.9 |
| Secondary products and miscellaneous receipts..... | | 326211-SM | | | | | | |
| Rubber and plastics hose and belting..... | 32622 | | 12/03 | 181.2 | 186.8 | 188.0 | 5.9 | 0.6 |
| Rubber and plastics hose and belting mfg..... | 326220 | | 12/81 | 289.7 | 298.7 | 300.6 | 5.8 | 0.6 |
| Primary products..... | | 326220-P | 12/81 | 290.6 | 298.7 | 300.5 | 4.8 | 0.6 |
| Rubber and plastics belt and belting mfg..... | | 326220-D | 12/11 | 126.4 | 126.9 | 127.8 | 1.3 | 0.7 |
| Rubber and plastics transmission belts and belting (excluding flat)..... | | 326220-D2 | 12/81 | 201.9 | 204.0 | 206.9 | 1.8 | 1.4 |
| Rubber and plastic hose mfg..... | | 326220-H | 12/11 | 118.2 | 123.7 | 124.2 | 7.4 | 0.4 |
| Rubber and plastics hose for on- and off-highway motor vehicles..... | | 326220-H3 | 12/04 | 138.0 | 140.0 | 140.0 | 1.5 | 0.0 |
| Industrial rubber and plastics hose without fittings..... | | 326220-H4 | 12/04 | 159.8 | 162.9 | 165.4 | 9.3 | 1.5 |
| Rubber and plastics water hose (incl. fire, irrigation, etc.)..... | | 326220-H5 | 12/04 | 194.6 | 227.9 | 227.8 | 29.2 | 0.0 |
| Secondary products and miscellaneous receipts..... | | 326220-SM | | | | | | |
| Miscellaneous receipts..... | | 326220-M | 12/04 | 159.2 | - | 172.1 | 18.1 | - |
| Other rubber product mfg..... | 32629 | | 12/88 | 170.7 | 176.7 | 178.1 | 5.5 | 0.8 |
| Rubber product mfg. for mechanical use..... | 326291 | | 12/88 | 139.6 | 142.8 | 143.0 | 3.3 | 0.1 |
| Primary products..... | | 326291-P | 12/88 | 133.0 | 135.5 | 135.6 | 2.7 | 0.1 |
| Other extruded rubber mechanical goods (excl. auto)(excl. tubing)..... | | 326291-C | 12/03 | 129.1 | 138.2 | 138.2 | 10.6 | 0.0 |
| Molded rubber mechanical goods, automotive..... | | 326291-1 | 06/83 | 102.6 | 102.8 | 102.8 | 1.1 | 0.0 |
| Molded rubber mechanical goods, transportation (excluding automotive)/off-highway machinery..... | | 326291-2 | 12/03 | 130.4 | 130.4 | 130.4 | -0.5 | 0.0 |
| Other molded rubber mechanical goods (excluding tubing)..... | | 326291-9 | 12/03 | 146.2 | 157.3 | 158.1 | 10.3 | 0.5 |

See footnotes at end of table.

Table 11. Producer price indexes for the net output of selected industries and their products, not seasonally adjusted — Continued

| Industry and product ¹ | Industry code | Product code | Index base | Index | | | Percent change to July 2021 from: | |
|--|---------------|--------------|------------|------------------------|------------------------|------------------------|-----------------------------------|-----------|
| | | | | Mar. 2021 ² | June 2021 ² | July 2021 ² | July 2020 | June 2021 |
| Rubber product mfg. for mechanical use - Continued | | | | | | | | |
| Secondary products and miscellaneous receipts..... | | 326291-SM | | | | | | |
| Secondary products..... | | 326291-S | 06/83 | 225.7 | 239.6 | 241.2 | 9.0 | 0.7 |
| All other rubber product manufacturing..... | 326299 | | 06/83 | 219.3 | 228.8 | 231.7 | 6.9 | 1.3 |
| Primary products..... | | 326299-P | 06/83 | 220.2 | 229.3 | 231.9 | 6.2 | 1.1 |
| Rubber druggist and medical sundries, excluding gloves..... | | 326299-A | 12/03 | 145.4 | 145.4 | 145.4 | 0.1 | 0.0 |
| All other miscellaneous rubber goods..... | | 326299-B | 06/83 | 208.9 | 213.7 | 214.8 | 4.2 | 0.5 |
| Rubber compounds or mixtures for sale or interplant transfer..... | | 326299-6 | 06/83 | 229.0 | 247.8 | 251.5 | 14.7 | 1.5 |
| All other industrial rubber products..... | | 326299-7 | 06/83 | 255.0 | 255.7 | 256.7 | -2.4 | 0.4 |
| Secondary products and miscellaneous receipts..... | | 326299-SM | | | | | | |
| Miscellaneous receipts..... | | 326299-M | 06/83 | 250.9 | 251.8 | 255.0 | 1.7 | 1.3 |
| Secondary products..... | | 326299-S | 06/83 | 190.0 | 204.0 | 208.8 | 15.4 | 2.4 |
| Nonmetallic mineral product manufacturing..... | 327 | | 12/84 | 228.9 | 235.0 | 236.7 | 6.4 | 0.7 |
| Clay product and refractory manufacturing..... | 3271 | | 12/03 | 144.0 | 147.5 | 148.2 | 3.4 | 0.5 |
| Pottery, ceramics, and plumbing fixture mfg..... | 32711 | | 12/84 | 214.1 | 218.1 | 219.5 | 3.1 | 0.6 |
| Pottery, ceramics, and plumbing fixture mfg..... | 327110 | | 12/11 | 117.6 | 119.9 | 120.6 | 3.0 | 0.6 |
| Primary products..... | | 327110-P | 12/11 | 120.5 | 122.9 | 124.0 | 3.2 | 0.9 |
| Vitreous china, porcelain, and earthenware (semivitreous) table and kitchenware.. | | 327110-5 | 12/06 | 129.0 | - | 131.0 | 2.6 | - |
| All other pottery products (including china decorated for the trade)..... | | 327110-6 | 12/06 | 144.5 | 144.5 | 153.8 | 8.5 | 6.4 |
| Porcelain, steatite, and other ceramic electrical products..... | | 327110-7 | 12/85 | 243.7 | 251.8 | 250.0 | 2.5 | -0.7 |
| Secondary products and miscellaneous receipts..... | | 327110-SM | | | | | | |
| Clay building material and refractories mfg..... | 32712 | | 12/03 | 147.1 | 151.1 | 151.8 | 3.6 | 0.5 |
| Clay building material and refractories mfg..... | 327120 | | 12/11 | 116.0 | 119.1 | 119.7 | 3.6 | 0.5 |
| Primary products..... | | 327120-P | 12/11 | 116.3 | 119.6 | 120.2 | 3.6 | 0.5 |
| Brick and structural clay tile..... | | 327120-1 | 12/84 | 210.6 | 214.6 | 215.5 | 4.3 | 0.4 |
| Building or common brick..... | | 327120-11 | 12/84 | 208.9 | 212.8 | 213.6 | 4.2 | 0.4 |
| Glazed brick and other brick (paving, floor, and sewer)..... | | 327120-12 | 12/04 | 154.1 | 158.4 | 158.4 | 3.2 | 0.0 |
| Clay floor and wall tile, glazed and unglazed (including quarry tile and ceramic mosaic tile)..... | | 327120-2 | 06/85 | 104.7 | 103.9 | 104.7 | 1.1 | 0.8 |
| Nonclay refractories (excluding dead-burned magnesia)..... | | 327120-6 | 12/04 | 159.5 | 164.0 | 164.9 | 1.0 | 0.5 |
| Clay refractories..... | | 327120-7 | 12/04 | 183.3 | 194.4 | 195.0 | 8.4 | 0.3 |
| All other structural clay products, excluding clay refractories..... | | 327120-9 | 12/85 | 253.2 | 261.1 | 261.1 | 3.3 | 0.0 |
| Secondary products and miscellaneous receipts..... | | 327120-SM | | | | | | |
| Miscellaneous receipts..... | | 327120-M | 12/11 | 115.2 | 116.5 | 116.5 | 3.3 | 0.0 |
| Glass and glass product manufacturing..... | 3272 | | 12/03 | 142.4 | 146.4 | 148.4 | 9.1 | 1.4 |
| Glass and glass product manufacturing..... | 32721 | | 12/03 | 142.4 | 146.4 | 148.4 | 9.1 | 1.4 |
| Flat glass manufacturing..... | 327211 | | 12/80 | 117.6 | 126.4 | 126.7 | 12.3 | 0.2 |
| Primary products..... | | 327211-P | 12/80 | 117.7 | 125.7 | 126.1 | 12.0 | 0.3 |
| Flat glass (float, sheet, and plate process), made by flat glass producers..... | | 327211-1 | 12/80 | 118.7 | 125.0 | 128.2 | 12.5 | 2.6 |
| Other glass products, made by flat glass producers..... | | 327211-4 | 12/06 | 147.6 | 162.9 | 155.2 | 10.9 | -4.7 |
| Secondary products and miscellaneous receipts..... | | 327211-SM | | | | | | |
| Other pressed and blown glass and glassware..... | 327212 | | 06/83 | 175.2 | 176.3 | 178.8 | 4.6 | 1.4 |
| Primary products..... | | 327212-P | 06/83 | 174.5 | 175.7 | 178.0 | 4.6 | 1.3 |
| Glass fiber and machine-made pressed and blown glass and glassware, made by glass producers..... | | 327212-B | 06/12 | 132.1 | 133.0 | 134.8 | 4.7 | 1.4 |
| Secondary and miscellaneous receipts..... | | 327212-SM | | | | | | |
| Glass container manufacturing..... | 327213 | | 06/82 | 221.3 | 214.8 | 222.4 | 5.2 | 3.5 |
| Primary products..... | | 327213-P | 06/82 | 222.3 | 215.7 | 223.4 | 5.2 | 3.6 |
| Glass containers (including value of packaging)..... | | 327213-0 | 12/03 | 159.9 | 155.2 | 160.7 | 5.2 | 3.5 |
| Secondary products and miscellaneous receipts..... | | 327213-SM1 | | | | | | |
| Glass product mfg. made of purchased glass..... | 327215 | | 06/83 | 187.2 | 195.9 | 197.7 | 11.5 | 0.9 |
| Primary products..... | | 327215-P | 06/83 | 182.3 | 191.9 | 192.8 | 12.0 | 0.5 |
| Other glass products, made from purchased glass..... | | 327215-B | 06/83 | 165.4 | 169.9 | 171.4 | 4.9 | 0.9 |
| Machine-made pressed and blown glassware, made from purchased glass..... | | 327215-C | 06/13 | 117.3 | 118.5 | 118.4 | 1.2 | -0.1 |
| Mirrors (decorated and undecorated), made from purchased glass..... | | 327215-9 | 06/83 | 226.2 | 258.3 | 258.3 | 43.8 | 0.0 |
| Secondary products and miscellaneous receipts..... | | 327215-SM | | | | | | |
| Cement and concrete product manufacturing..... | 3273 | | 12/03 | 182.1 | 186.5 | 187.3 | 4.6 | 0.4 |
| Cement manufacturing..... | 32731 | | 06/82 | 261.2 | 268.5 | 268.3 | 3.3 | -0.1 |
| Cement manufacturing..... | 327310 | | 06/82 | 261.2 | 268.5 | 268.3 | 3.3 | -0.1 |
| Primary products..... | | 327310-P | 06/82 | 258.5 | 265.4 | 265.3 | 3.2 | 0.0 |
| Cement, hydraulic (including cost of shipping containers)..... | | 327310-0 | 06/89 | 255.5 | 262.4 | 262.2 | 3.2 | -0.1 |
| Secondary products and miscellaneous receipts..... | | 327310-SM | | | | | | |
| Ready-mix concrete manufacturing..... | 32732 | | 12/03 | 190.6 | 193.0 | 193.2 | 2.8 | 0.1 |

See footnotes at end of table.

Table 11. Producer price indexes for the net output of selected industries and their products, not seasonally adjusted — Continued

| Industry and product ¹ | Industry code | Product code | Index base | Index | | | Percent change to July 2021 from: | |
|--|---------------|--------------|------------|------------------------|------------------------|------------------------|-----------------------------------|-----------|
| | | | | Mar. 2021 ² | June 2021 ² | July 2021 ² | July 2020 | June 2021 |
| Ready-mix concrete manufacturing..... | 327320 | | 06/81 | 295.5 | 299.3 | 299.6 | 2.8 | 0.1 |
| Primary products..... | | 327320-P | 06/81 | 293.3 | 297.0 | 297.1 | 2.8 | 0.0 |
| Northeast region ready-mix concrete..... | | 327320-A | 12/12 | 133.9 | 137.8 | 137.8 | 2.1 | 0.0 |
| Midwest region ready-mix concrete..... | | 327320-B | 12/12 | 128.8 | 127.2 | 128.0 | 0.1 | 0.6 |
| South region ready-mix concrete..... | | 327320-C | 12/12 | 133.9 | 136.1 | 135.2 | 1.7 | -0.7 |
| West region ready-mix concrete..... | | 327320-D | 12/12 | 137.0 | 140.2 | 141.2 | 8.3 | 0.7 |
| Secondary products and miscellaneous receipts..... | | 327320-SM | | | | | | |
| Miscellaneous receipts..... | | 327320-M | 06/81 | 289.9 | 295.8 | 303.2 | 6.9 | 2.5 |
| Secondary products..... | | 327320-S | 06/81 | 330.0 | 334.9 | 335.0 | -3.8 | 0.0 |
| Concrete pipe, brick, and block manufacturing..... | 32733 | | 12/03 | 160.6 | 164.1 | 164.9 | 3.7 | 0.5 |
| Concrete block and brick manufacturing..... | 327331 | | 06/81 | 271.4 | 275.8 | 276.4 | 4.1 | 0.2 |
| Primary products..... | | 327331-P | 06/81 | 288.5 | 293.6 | 294.4 | 4.5 | 0.3 |
| Concrete block and brick..... | | 327331-0 | 12/06 | 136.8 | 139.2 | 139.6 | 4.5 | 0.3 |
| Structural concrete block, lightweight units (weighing less than 105 lb/cubic ft.) (dry weight)..... | | 327331-01 | 06/81 | 262.4 | 265.9 | 268.1 | 5.4 | 0.8 |
| Structural concrete block, mediumweight units (weighing 105 - 124 lb/cubic ft.) (dry weight)..... | | 327331-02 | 06/81 | 320.1 | 321.6 | 321.7 | 0.7 | 0.0 |
| Structural concrete block, normalweight units (weighing 125 lb or more/cubic ft.) (dry weight)..... | | 327331-03 | 06/81 | 320.4 | 322.8 | 324.6 | 4.1 | 0.6 |
| Decorative concrete block (including screen, split, slump, shadowal block, etc.)..... | | 327331-04 | 06/81 | 263.4 | 268.1 | 268.7 | 4.0 | 0.2 |
| Concrete pavers (including grid, interlocking, etc.)..... | | 327331-05 | 06/81 | 282.7 | 291.2 | 290.7 | 5.7 | -0.2 |
| Concrete brick..... | | 327331-06 | 06/81 | 264.3 | 269.9 | 269.0 | 2.9 | -0.3 |
| Secondary products and miscellaneous receipts..... | | 327331-SM | | | | | | |
| Miscellaneous receipts..... | | 327331-M | 06/81 | 216.2 | 219.2 | 219.2 | 3.4 | 0.0 |
| Secondary products..... | | 327331-S | 06/81 | 223.5 | 222.9 | 223.9 | 0.3 | 0.4 |
| Concrete pipe manufacturing..... | 327332 | | 12/03 | 162.1 | 167.4 | 169.0 | 2.9 | 1.0 |
| Primary products..... | | 327332-P | 12/03 | 161.2 | 166.4 | 168.0 | 2.8 | 1.0 |
| Concrete pipe..... | | 327332-0 | 12/03 | 161.2 | 166.4 | 168.0 | 2.8 | 1.0 |
| Concrete storm sewer pipe..... | | 327332-02 | 12/99 | 213.7 | 220.7 | 234.8 | 9.6 | 6.4 |
| Concrete pipe, except concrete culvert and storm sewer pipe..... | | 327332-03 | 06/94 | 211.7 | 211.8 | 218.3 | 3.1 | 3.1 |
| Other concrete product manufacturing..... | 32739 | | 12/03 | 178.8 | 187.9 | 190.3 | 10.0 | 1.3 |
| Other concrete product manufacturing..... | 327390 | | 12/03 | 178.8 | 187.9 | 190.3 | 10.1 | 1.3 |
| Primary products..... | | 327390-P | 12/03 | 177.7 | 187.0 | 188.7 | 9.4 | 0.9 |
| Precast concrete products..... | | 327390-1 | 12/79 | 335.2 | 347.9 | 352.4 | 9.4 | 1.3 |
| Precast concrete slabs and tile, roof and floor units..... | | 327390-11 | 07/85 | 319.9 | 336.6 | 339.8 | 9.5 | 1.0 |
| Precast concrete architectural wall panels..... | | 327390-12 | 11/84 | 271.0 | 281.3 | 283.1 | 8.4 | 0.6 |
| Burial vaults and boxes, precast concrete..... | | 327390-13 | 12/79 | 391.4 | 416.5 | 416.5 | 13.9 | 0.0 |
| Precast concrete products (excl burial vaults and boxes, slabs and tile, and arch. wall panels)..... | | 327390-14 | 12/79 | 311.5 | 320.7 | 326.5 | 8.9 | 1.8 |
| Prestressed concrete products..... | | 327390-4 | 12/79 | 282.1 | 308.4 | 308.4 | 9.4 | 0.0 |
| Prestressed concrete products (excl bridge beams and solid and hollow cored slabs and panels)..... | | 327390-43 | 06/94 | 171.0 | 180.9 | 179.6 | 3.8 | -0.7 |
| Prestressed concrete bridge beams..... | | 327390-46 | 01/17 | 110.7 | 129.2 | 131.0 | 20.6 | 1.4 |
| Prestressed concrete solid and hollow cored slabs and panels..... | | 327390-47 | 01/17 | 118.4 | 127.5 | 126.9 | 8.3 | -0.5 |
| Secondary products and miscellaneous receipts..... | | 327390-SM | | | | | | |
| Secondary products..... | | 327390-S | 12/79 | 330.5 | 335.9 | 346.3 | 10.0 | 3.1 |
| Lime and gypsum product manufacturing..... | 3274 | | 12/03 | 183.0 | 193.8 | 197.1 | 14.5 | 1.7 |
| Lime manufacturing..... | 32741 | | 12/03 | 212.2 | 211.9 | 212.8 | 2.7 | 0.4 |
| Lime manufacturing..... | 327410 | | 12/85 | 272.9 | 272.4 | 273.6 | 2.7 | 0.4 |
| Primary products..... | | 327410-P | 12/85 | 283.4 | 282.8 | 284.1 | 2.5 | 0.5 |
| Lime..... | | 327410-0 | 12/04 | 206.4 | 205.9 | 206.9 | 2.5 | 0.5 |
| Secondary products and miscellaneous receipts..... | | 327410-SM | | | | | | |
| Gypsum product manufacturing..... | 32742 | | 12/03 | 180.2 | 196.5 | 201.0 | 21.1 | 2.3 |
| Gypsum product manufacturing..... | 327420 | | 06/81 | 294.4 | 321.1 | 328.4 | 21.1 | 2.3 |
| Primary products..... | | 327420-P | 06/81 | 313.4 | 342.1 | 350.8 | 21.6 | 2.5 |
| Gypsum building materials..... | | 327420-1 | 12/93 | 257.2 | 284.7 | 291.4 | 24.5 | 2.4 |
| Other gypsum products..... | | 327420-5 | 01/00 | 205.4 | 208.6 | 215.8 | 7.8 | 3.5 |
| Secondary products and miscellaneous receipts..... | | 327420-SM | | | | | | |
| Other nonmetallic mineral products..... | 3279 | | 12/84 | 212.5 | 216.8 | 217.4 | 5.2 | 0.3 |
| Abrasive product manufacturing..... | 32791 | | 12/03 | 145.9 | 147.2 | 148.1 | 4.9 | 0.6 |
| Abrasive product manufacturing..... | 327910 | | 12/80 | 243.3 | 245.6 | 247.0 | 4.9 | 0.6 |
| Primary products..... | | 327910-P | 12/80 | 255.1 | 257.5 | 259.0 | 5.2 | 0.6 |
| Nonmetallic sized grains, powders, and flour abrasives (incl. graded only)..... | | 327910-1 | 06/87 | 204.6 | 204.8 | 204.8 | 4.1 | 0.0 |
| Nonmetallic abrasive products (including diamond abrasives)..... | | 327910-4 | 12/80 | 238.3 | 239.1 | 239.3 | 2.7 | 0.1 |

See footnotes at end of table.

Table 11. Producer price indexes for the net output of selected industries and their products, not seasonally adjusted — Continued

| Industry and product ¹ | Industry code | Product code | Index base | Index | | | Percent change to July 2021 from: | |
|--|---------------|--------------|------------|------------------------|------------------------|------------------------|-----------------------------------|-----------|
| | | | | Mar. 2021 ² | June 2021 ² | July 2021 ² | July 2020 | June 2021 |
| Abrasive product manufacturing - Continued | | | | | | | | |
| Nonmetallic coated abrasive products and buffing wheels, polishing wheels, and laps..... | | 327910-7 | 12/80 | 302.8 | 302.8 | 302.8 | 1.8 | 0.0 |
| Secondary products and miscellaneous receipts..... | | 327910-SM | | | | | | |
| Miscellaneous receipts..... | | 327910-M | 12/80 | 311.1 | 312.0 | 311.6 | 1.4 | -0.1 |
| All other nonmetallic mineral product mfg..... | 32799 | | 12/03 | 163.1 | 166.9 | 167.2 | 5.3 | 0.2 |
| Cut stone and stone product manufacturing..... | | | | | | | | |
| Primary products..... | 327991 | | 12/84 | 193.8 | 196.9 | 197.5 | 5.4 | 0.3 |
| Dressed dimension granite (including gneiss, syenite, diorite, and cut granite)..... | | 327991-P | 12/84 | 187.9 | 190.6 | 191.2 | 5.3 | 0.3 |
| Dressed dimension limestone (including dolomite, travertine, calcareous, tufa, & cut limestone)..... | | 327991-1 | 12/84 | 176.7 | 178.6 | 179.0 | 4.3 | 0.2 |
| Dressed dimension marble and other stone..... | | 327991-4 | 12/84 | 185.2 | 188.2 | 188.2 | 6.1 | 0.0 |
| Secondary products and miscellaneous receipts..... | | 327991-SM | 12/84 | 201.6 | 206.6 | 208.0 | 8.1 | 0.7 |
| Miscellaneous receipts..... | | 327991-M1 | 12/14 | 118.6 | - | - | - | - |
| Ground or treated minerals and earths mfg..... | | | | | | | | |
| Primary products..... | 327992 | | 06/85 | 267.2 | 269.5 | 268.1 | -0.3 | -0.5 |
| Ground or treated minerals and earths..... | | 327992-P | 06/85 | 260.6 | 262.6 | 261.5 | -0.3 | -0.4 |
| Treated lightweight aggregate and crushed slag, minerals and earths..... | | 327992-0 | 06/85 | 260.6 | 262.6 | 261.5 | -0.3 | -0.4 |
| Other minerals and earths, treated..... | | 327992-04 | 12/14 | 135.0 | 135.1 | 134.9 | 1.6 | -0.1 |
| Secondary products and miscellaneous receipts..... | | 327992-06 | 12/14 | 85.7 | 86.3 | 85.3 | -2.3 | -1.2 |
| | | 327992-SM | | | | | | |
| Mineral wool manufacturing..... | | | | | | | | |
| Primary products..... | 327993 | | 12/81 | 225.2 | 236.0 | 236.6 | 11.3 | 0.3 |
| Mineral wool for thermal and acoustical envelope insulation..... | | 327993-P | 12/81 | 225.4 | 236.0 | 236.6 | 11.3 | 0.3 |
| Mineral wool for industrial, equipment, and appliance insulation..... | | 327993-1 | 12/81 | 229.3 | 241.1 | 242.3 | 14.1 | 0.5 |
| Secondary products and miscellaneous receipts..... | | 327993-4 | 12/81 | 197.0 | 204.2 | 203.8 | 5.1 | -0.2 |
| Miscellaneous receipts..... | | 327993-SM | | | | | | |
| | | 327993-M1 | 07/09 | 105.6 | 113.5 | 113.5 | 9.0 | 0.0 |
| All other miscellaneous nonmetallic mineral product manufacturing..... | | | | | | | | |
| Primary products..... | 327999 | | 12/03 | 153.3 | 154.7 | 155.7 | 2.2 | 0.6 |
| All other nonmetallic mineral products..... | | 327999-P | 12/03 | 151.9 | 153.5 | 154.1 | 2.1 | 0.4 |
| Other nonmetallic mineral products..... | | 327999-0 | 12/03 | 151.9 | 153.5 | 154.1 | 2.1 | 0.4 |
| Secondary products and miscellaneous receipts..... | | 327999-09 | 06/06 | 105.9 | 106.6 | 108.3 | 4.7 | 1.6 |
| Secondary products..... | | 327999-SM | | | | | | |
| | | 327999-S1 | 12/14 | 104.4 | - | 107.8 | - | - |
| Primary metal mfg..... | | | | | | | | |
| Iron & steel mills & ferroalloy mfg..... | 331 | | 12/84 | 244.3 | 289.2 | 306.4 | 59.7 | 5.9 |
| Iron & steel mills & ferroalloy mfg..... | 3311 | | 12/03 | 216.8 | 278.3 | 304.8 | 105.7 | 9.5 |
| Iron & steel mills & ferroalloy mfg..... | 33111 | | 12/03 | 216.8 | 278.3 | 304.8 | 105.7 | 9.5 |
| Iron and steel mills and ferroalloy mfg..... | 331110 | | 06/82 | 232.5 | 298.4 | 326.8 | 105.7 | 9.5 |
| Primary products..... | | 331110-P | 06/82 | 236.1 | 305.1 | 334.9 | 111.2 | 9.8 |
| Steel ingots and semifinished products..... | | 331110-3 | 06/82 | 335.1 | 382.9 | 412.0 | 67.3 | 7.6 |
| Hot rolled steel sheet and strip, including tin mill products..... | | 331110-5 | 06/82 | 193.2 | 285.5 | 305.6 | 182.7 | 7.0 |
| Ferroalloys and related products..... | | 331110-6 | 12/09 | 85.6 | 91.5 | 93.2 | 17.2 | 1.9 |
| Hot rolled steel bars, plates, and structural shapes..... | | 331110-7 | 06/82 | 228.0 | 252.0 | 267.1 | 43.7 | 6.0 |
| Hot rolled steel bars, plates, and structural shapes, carbon..... | | 331110-71 | 12/17 | 132.3 | 145.2 | 155.8 | 47.1 | 7.3 |
| Hot rolled steel bars, plates, and structural shapes, alloy..... | | 331110-76 | 12/10 | 107.2 | 125.6 | 124.3 | 29.7 | -1.0 |
| Secondary products and miscellaneous receipts..... | | 331110-SM | | | | | | |
| Steel product mfg from purchased steel..... | 3312 | | 12/03 | 236.9 | 273.8 | 295.5 | 55.4 | 7.9 |
| Iron & steel pipe and tube mfg from purchased steel..... | 33121 | | 12/03 | 261.2 | 301.6 | 329.5 | 50.6 | 9.3 |
| Iron and steel pipe and tube manufacturing from purchased steel..... | 331210 | | 06/82 | 373.6 | 431.4 | 471.3 | 50.6 | 9.2 |
| Primary products..... | | 331210-P | 06/82 | 387.2 | 446.1 | 489.2 | 50.6 | 9.7 |
| Iron and steel pipes and tubes, from purchased iron and steel..... | | 331210-0 | 06/82 | 387.2 | 446.1 | 489.2 | 50.6 | 9.7 |
| Pipe and tube, carbon..... | | 331210-02 | 12/10 | 147.8 | 174.7 | 195.1 | 61.0 | 11.7 |
| Pipe and tube, alloy..... | | 331210-03 | 12/10 | 123.0 | 130.2 | 133.0 | 19.4 | 2.2 |
| Pipe and tube, stainless..... | | 331210-04 | 12/10 | 96.7 | 101.8 | 105.1 | 23.2 | 3.2 |
| Secondary products and miscellaneous receipts..... | | 331210-SM1 | | | | | | |
| Rolling & drawing of purchased steel..... | 33122 | | 12/03 | 221.7 | 256.5 | 273.0 | 61.7 | 6.4 |
| Rolled steel shape mfg..... | | | | | | | | |
| Primary products..... | 331221 | | 06/82 | 293.0 | 352.6 | 382.8 | 102.2 | 8.6 |
| Cold rolled steel sheet and strip, made from purchased steel..... | | 331221-P | 06/82 | 272.1 | 329.6 | 358.0 | 106.7 | 8.6 |
| Cold finished steel bars and bar shapes, made from purchased steel..... | | 331221-1 | 06/82 | 324.3 | 406.5 | 451.1 | 158.8 | 11.0 |
| Secondary products and miscellaneous receipts..... | | 331221-3 | 06/82 | 207.9 | 228.4 | 231.6 | 23.3 | 1.4 |
| | | 331221-SM | | | | | | |
| Steel wire drawing..... | | | | | | | | |
| Primary products..... | 331222 | | 06/82 | 242.7 | 267.3 | 276.8 | 26.7 | 3.6 |
| Steel wire, including galvanized and other coated wire..... | | 331222-P | 06/82 | 246.7 | 272.6 | 282.6 | 28.0 | 3.7 |
| Carbon steel wire..... | | 331222-5 | 06/82 | 210.6 | 229.4 | 240.4 | 27.0 | 4.8 |
| Stainless steel wire..... | | 331222-5A | 06/82 | 221.5 | 242.6 | 253.4 | 29.1 | 4.5 |
| | | 331222-5C | 06/82 | 166.5 | - | 190.4 | 21.7 | - |

See footnotes at end of table.

Table 11. Producer price indexes for the net output of selected industries and their products, not seasonally adjusted — Continued

| Industry and product ¹ | Industry code | Product code | Index base | Index | | | Percent change to July 2021 from: | |
|--|---------------|--------------|------------|------------------------|------------------------|------------------------|-----------------------------------|-----------|
| | | | | Mar. 2021 ² | June 2021 ² | July 2021 ² | July 2020 | June 2021 |
| Steel wire drawing - Continued | | | | | | | | |
| Alloy steel wire..... | | 331222-5D | 12/10 | 101.0 | 107.2 | 106.1 | 13.5 | -1.0 |
| Secondary products and miscellaneous receipts..... | | 331222-SM | | | | | | |
| Secondary products..... | | 331222-S | 06/82 | 172.6 | 182.7 | 185.5 | 9.5 | 1.5 |
| Alumina & aluminum production & processing..... | 3313 | | 12/03 | 135.8 | 153.6 | 156.1 | 38.1 | 1.6 |
| Alumina & aluminum production & processing..... | 33131 | | 12/03 | 135.9 | 153.7 | 156.1 | 38.1 | 1.6 |
| Secondary smelting and alloying of aluminum..... | 331314 | | 12/03 | 141.7 | 157.0 | 159.3 | 51.7 | 1.5 |
| Primary products..... | | 331314-P | 06/80 | 155.2 | 172.0 | 174.3 | 56.7 | 1.3 |
| Aluminum ingot, including billet, made by secondary smelters..... | | 331314-2 | 12/03 | 143.2 | 160.8 | 163.0 | 71.0 | 1.4 |
| Aluminum and aluminum-base alloys powders, paste, and flakes..... | | 331314-5 | 12/03 | 123.6 | 125.9 | 127.5 | 1.8 | 1.3 |
| Secondary products and miscellaneous receipts..... | | 331314-SM | | | | | | |
| Miscellaneous receipts..... | | 331314-M | 06/80 | 143.1 | — | — | — | — |
| Aluminum sheet, plate, and foil mfg..... | 331315 | | 06/81 | 191.4 | 216.2 | 221.1 | 34.7 | 2.3 |
| Primary products..... | | 331315-P | 06/81 | 197.8 | 223.5 | 228.5 | 34.6 | 2.2 |
| Aluminum sheet, plate, and foil..... | | 331315-0 | 06/81 | 197.8 | 223.5 | 228.5 | 34.6 | 2.2 |
| Other aluminum rolling, drawing, and extruding..... | 331318 | | 12/81 | 213.2 | 242.2 | 244.1 | 37.4 | 0.8 |
| Primary products..... | | 331318-P | 12/81 | 219.6 | 251.0 | 252.9 | 39.2 | 0.8 |
| Extruded aluminum rod, bar, and other extruded shapes..... | | 331318-1 | 12/81 | 229.6 | 265.0 | 267.0 | 42.3 | 0.8 |
| Extruded and drawn aluminum tube..... | | 331318-3 | 12/94 | 122.7 | 129.4 | 130.1 | 16.2 | 0.5 |
| Secondary products and miscellaneous receipts..... | | 331318-SM | | | | | | |
| Nonferrous (exc alum) production & processing..... | 3314 | | 12/03 | 255.9 | 279.9 | 280.3 | 25.9 | 0.1 |
| Nonferrous metal (except aluminum) smelting and refining..... | 33141 | | 12/03 | 272.5 | 302.9 | 300.2 | 25.4 | -0.9 |
| Nonferrous metal (except aluminum) smelting and refining..... | 331410 | | 12/09 | 107.3 | 119.2 | 118.2 | 25.5 | -0.8 |
| Primary products..... | | 331410-P | 12/09 | 110.4 | 123.0 | 121.8 | 23.3 | -1.0 |
| Primary smelting and refining of copper..... | | 331410-1 | 06/80 | 294.3 | — | 302.8 | 15.6 | — |
| Secondary products and miscellaneous receipts..... | | 331410-SM1 | | | | | | |
| Copper rolling/drawing/extruding & alloying..... | 33142 | | 12/03 | 293.7 | 330.3 | 325.2 | 41.9 | -1.5 |
| Copper rolling, drawing, extruding, and alloying..... | 331420 | | 12/11 | 116.0 | 130.4 | 128.4 | 41.9 | -1.5 |
| Primary products..... | | 331420-P | 12/11 | 116.5 | 131.4 | 129.3 | 43.8 | -1.6 |
| Copper wire and cable..... | | 331420-A | 12/03 | 264.3 | 298.1 | 290.2 | 36.3 | -2.7 |
| Copper and copper alloy sheet, strip, and plate..... | | 331420-5 | 12/80 | 424.5 | 450.8 | 449.5 | 32.1 | -0.3 |
| Copper and copper alloy pipe and tube..... | | 331420-7 | 12/80 | 416.9 | — | — | — | — |
| Secondary smelting, refining, and alloying of copper..... | | 331420-8 | 12/03 | 376.3 | 418.2 | 424.7 | 32.3 | 1.6 |
| Copper and copper alloy rod, bar, and shapes..... | | 331420-9 | 12/80 | 523.0 | 573.7 | 567.5 | 42.4 | -1.1 |
| Secondary products and miscellaneous receipts..... | | 331420-SM | | | | | | |
| Secondary products..... | | 331420-S | 12/11 | 113.1 | 119.0 | 118.8 | 10.5 | -0.2 |
| Other nonferrous roll/draw/extruding/alloying..... | 33149 | | 12/03 | 216.6 | 228.5 | 233.9 | 12.6 | 2.4 |
| Nonferrous metal (except copper and aluminum) rolling, drawing, and extruding..... | 331491 | | 12/03 | 173.7 | 179.4 | 184.9 | 13.6 | 3.1 |
| Primary products..... | | 331491-P | 12/03 | 149.6 | 154.2 | 158.9 | 13.7 | 3.0 |
| All other nonferrous metal mill shapes..... | | 331491-D | 06/82 | 252.1 | 265.9 | 268.3 | 30.4 | 0.9 |
| Nickel and nickel-base alloy mill shapes..... | | 331491-2 | 06/82 | 200.7 | 209.2 | 225.0 | 19.0 | 7.6 |
| Titanium and titanium-base alloy mill shapes..... | | 331491-3 | 06/82 | 154.4 | 154.4 | 154.4 | -1.5 | 0.0 |
| Secondary products and miscellaneous receipts..... | | 331491-SM | | | | | | |
| Secondary smelting, refining, and alloying of nonferrous metal (except copper and aluminum)..... | 331492 | | 12/03 | 255.3 | 271.8 | 277.4 | 12.2 | 2.1 |
| Primary products..... | | 331492-P | 12/03 | 254.3 | 268.6 | 277.8 | 13.1 | 3.4 |
| Secondary products and miscellaneous receipts..... | | 331492-SM | | | | | | |
| Foundries..... | 3315 | | 12/03 | 163.2 | 168.8 | 171.6 | 9.4 | 1.7 |
| Ferrous metal foundries..... | 33151 | | 12/84 | 235.2 | 243.3 | 248.5 | 8.8 | 2.1 |
| Iron foundries..... | 331511 | | 12/80 | 275.6 | 289.7 | 297.3 | 11.9 | 2.6 |
| Primary products..... | | 331511-P | 12/80 | 268.4 | 284.0 | 289.5 | 12.6 | 1.9 |
| Ductile iron pressure pipe and fittings..... | | 331511-1 | 12/80 | 348.1 | 367.3 | 367.7 | 16.8 | 0.1 |
| Other ductile iron castings..... | | 331511-3 | 06/86 | 182.3 | 188.8 | 195.9 | 9.3 | 3.8 |
| Other ductile iron castings for automotive uses..... | | 331511-31 | 06/12 | 97.5 | 101.7 | 107.1 | 11.4 | 5.3 |
| Other ductile iron castings for all other uses..... | | 331511-32 | 06/12 | 114.2 | 117.7 | 120.7 | 7.6 | 2.5 |
| Cast iron soil pipe and fittings, all sizes..... | | 331511-7 | 12/03 | 266.8 | 274.8 | 283.6 | 17.9 | 3.2 |
| Other gray iron castings..... | | 331511-9 | 12/03 | 174.7 | 189.0 | 191.3 | 13.8 | 1.2 |
| Secondary products and miscellaneous receipts..... | | 331511-SM | | | | | | |
| Steel investment foundries..... | 331512 | | 06/81 | 300.1 | 309.2 | 311.4 | 6.5 | 0.7 |
| Primary products..... | | 331512-P | 06/81 | 285.2 | 294.2 | 296.1 | 6.7 | 0.6 |
| Steel investment castings..... | | 331512-0 | 06/81 | 285.2 | 294.2 | 296.1 | 6.7 | 0.6 |
| Secondary products and miscellaneous receipts..... | | 331512-SM | | | | | | |
| Secondary products..... | | 331512-S | 06/81 | 454.8 | 456.0 | 464.9 | 2.2 | 2.0 |

See footnotes at end of table.

Table 11. Producer price indexes for the net output of selected industries and their products, not seasonally adjusted — Continued

| Industry and product ¹ | Industry code | Product code | Index base | Index | | | Percent change to July 2021 from: | |
|---|---------------|--------------|------------|------------------------|------------------------|------------------------|-----------------------------------|-----------|
| | | | | Mar. 2021 ² | June 2021 ² | July 2021 ² | July 2020 | June 2021 |
| Steel foundries, except investment..... | 331513 | | 06/81 | 222.9 | 221.7 | 226.6 | 3.0 | 2.2 |
| Primary products..... | | 331513-P | 12/03 | 168.7 | 167.7 | 171.6 | 3.2 | 2.3 |
| Carbon steel castings, except investment..... | | 331513-1 | 06/81 | 269.2 | 269.2 | 269.9 | 1.1 | 0.3 |
| Alloy steel castings, excluding investment..... | | 331513-4 | 12/17 | 107.7 | 106.5 | 111.0 | 5.1 | 4.2 |
| High alloy steel castings, except investment..... | | 331513-41 | 06/81 | 251.9 | 246.9 | 256.1 | 9.1 | 3.7 |
| Other alloy steel castings, except investment..... | | 331513-43 | 12/03 | 156.2 | 155.0 | 161.8 | 3.5 | 4.4 |
| Secondary products and miscellaneous receipts..... | | 331513-SM | | | | | | |
| Nonferrous metal foundries..... | 33152 | | 12/84 | 201.1 | 208.1 | 209.9 | 10.2 | 0.9 |
| Nonferrous metal die-casting foundries..... | 331523 | | 12/11 | 101.1 | 104.9 | 106.0 | 11.1 | 1.0 |
| Primary products..... | | 331523-P | 12/11 | 101.5 | 105.5 | 106.5 | 11.5 | 0.9 |
| Aluminum die-castings..... | | 331523-1 | 06/83 | 163.8 | 169.7 | 172.2 | 13.8 | 1.5 |
| Nonferrous (except aluminum) die-castings..... | | 331523-3 | 06/91 | 196.5 | 205.8 | 205.2 | 5.7 | -0.3 |
| Secondary products and miscellaneous receipts..... | | 331523-SM | | | | | | |
| Secondary products..... | | 331523-S | 12/11 | 96.4 | 99.6 | 101.1 | — | 1.5 |
| Aluminum foundries, except die-casting..... | 331524 | | 06/91 | 175.2 | 177.3 | 180.7 | 5.7 | 1.9 |
| Primary products..... | | 331524-P | 06/91 | 169.1 | 171.5 | 175.1 | 6.0 | 2.1 |
| Aluminum castings, excluding die-castings..... | | 331524-0 | 06/91 | 169.1 | 171.5 | 175.1 | 6.0 | 2.1 |
| Secondary products and miscellaneous receipts..... | | 331524-SM | | | | | | |
| Other nonferrous metal foundries, except die-casting..... | 331529 | | 12/11 | 111.2 | 117.3 | 116.2 | 13.8 | -0.9 |
| Primary products..... | | 331529-P | 12/11 | 110.9 | 116.6 | 115.3 | 13.7 | -1.1 |
| Copper foundries (excluding die-casting)..... | | 331529-5 | 06/83 | 357.9 | 386.5 | 380.0 | 21.3 | -1.7 |
| Secondary products and miscellaneous receipts..... | | 331529-SM | | | | | | |
| Miscellaneous receipts..... | | 331529-M | 12/11 | 88.0 | 97.6 | 100.2 | 33.4 | 2.7 |
| Fabricated metal product mfg..... | 332 | | 12/84 | 216.0 | 228.2 | 231.9 | 12.8 | 1.6 |
| Forging & stamping..... | 3321 | | 12/03 | 139.3 | 152.2 | 154.3 | 18.8 | 1.4 |
| Forging & stamping..... | 33211 | | 12/03 | 139.3 | 152.2 | 154.3 | 18.8 | 1.4 |
| Iron and steel forging..... | 332111 | | 12/83 | 155.2 | 159.8 | 163.5 | 10.0 | 2.3 |
| Primary products..... | | 332111-P | 12/83 | 151.5 | 156.3 | 159.6 | 10.3 | 2.1 |
| Hot impression die impact, press and upset steel forgings..... | | 332111-1 | 12/83 | 161.5 | 167.8 | 171.0 | 10.9 | 1.9 |
| Hot impression die impact, press and upset carbon steel forgings..... | | 332111-11 | 12/83 | 174.0 | 181.7 | 184.8 | 13.2 | 1.7 |
| Hot impression die impact, press and upset alloy steel forgings..... | | 332111-12 | 12/83 | 147.0 | 153.1 | 157.1 | 10.9 | 2.6 |
| Secondary products and miscellaneous receipts..... | | 332111-SM | | | | | | |
| Nonferrous forging..... | 332112 | | 12/83 | 153.3 | 158.1 | 159.1 | 2.6 | 0.6 |
| Primary products..... | | 332112-P | 12/83 | 166.3 | 172.4 | 173.2 | 2.9 | 0.5 |
| Hot impression die impact, press and upset nonferrous forgings..... | | 332112-4 | 12/83 | 173.3 | 180.3 | 181.2 | 3.1 | 0.5 |
| Hot impression die impact, press, and upset aluminum and aluminum alloy forgings..... | | 332112-41 | 12/83 | 194.9 | 205.6 | 208.3 | 4.9 | 1.3 |
| Hot impression die impact, press, and upset titanium and titanium alloy forgings..... | | 332112-42 | 12/83 | 127.1 | 131.7 | 131.2 | 2.6 | -0.4 |
| Other nonferrous hot impression die impact, press, and upset forgings..... | | 332112-43 | 06/98 | 137.0 | 137.2 | 137.2 | -1.4 | 0.0 |
| Secondary products and miscellaneous receipts..... | | 332112-SM | | | | | | |
| Custom roll forming..... | 332114 | | 12/03 | 128.6 | 155.2 | 164.7 | 46.5 | 6.1 |
| Primary products..... | | 332114-P | 12/84 | 152.3 | 186.7 | 199.1 | 51.6 | 6.6 |
| Custom roll formed products (steel, aluminum and other metal)..... | | 332114-0 | 06/90 | 147.9 | 181.3 | 193.3 | 51.6 | 6.6 |
| Secondary products and miscellaneous receipts..... | | 332114-SM | | | | | | |
| Powder metallurgy part mfg..... | 332117 | | 12/03 | 128.0 | 128.8 | 130.0 | 5.0 | 0.9 |
| Primary products..... | | 332117-P | 12/03 | 128.6 | 129.4 | 130.6 | 5.0 | 0.9 |
| Powder metallurgy parts..... | | 332117-0 | 12/91 | 131.9 | 132.8 | 134.1 | 5.0 | 1.0 |
| Other metal stamping, except automotive..... | 332119 | | 06/84 | 208.8 | 227.5 | 223.1 | 14.9 | -1.9 |
| Primary products..... | | 332119-P | 12/03 | 164.7 | 175.5 | 173.5 | 12.1 | -1.1 |
| Metal job stampings, except automotive..... | | 332119-3 | 06/84 | 211.7 | 229.3 | 225.4 | 16.1 | -1.7 |
| Recreational vehicle metal job stamping..... | | 332119-31 | 06/07 | 130.8 | — | — | — | — |
| Motor and generator metal job stamping..... | | 332119-32 | 06/07 | 116.3 | 123.4 | 129.4 | 14.1 | 4.9 |
| Other metal job stampings..... | | 332119-33 | 06/07 | 144.8 | 147.5 | 146.0 | 7.7 | -1.0 |
| Secondary products and miscellaneous receipts..... | | 332119-SM | | | | | | |
| Miscellaneous receipts..... | | 332119-M | 12/03 | 135.8 | 209.0 | 164.3 | 85.9 | -21.4 |
| Cutlery & handtool mfg..... | 3322 | | 12/03 | 139.2 | 140.9 | 142.1 | 3.3 | 0.9 |
| Cutlery & handtool mfg..... | 33221 | | 12/03 | 139.2 | 140.9 | 142.0 | 3.3 | 0.8 |
| Metal cookware, cutlery, and flatware mfg..... | 332215 | | 12/11 | 113.0 | 114.7 | 115.1 | 3.7 | 0.3 |
| Primary products..... | | 332215-P | 12/11 | 111.8 | 113.2 | 113.7 | 3.5 | 0.4 |
| Cutlery, scissors, shears, trimmers, and snips..... | | 332215-2 | 12/83 | 227.9 | 232.0 | 232.0 | 7.5 | 0.0 |
| Stamped and spun utensils, cooking and kitchen, except aluminum..... | | 332215-7 | 06/84 | 246.4 | 250.8 | 256.9 | 4.5 | 2.4 |
| Secondary products and miscellaneous receipts..... | | 332215-SM | | | | | | |
| Miscellaneous receipts..... | | 332215-M | 12/11 | 122.2 | 128.0 | 126.8 | 6.4 | -0.9 |

See footnotes at end of table.

Table 11. Producer price indexes for the net output of selected industries and their products, not seasonally adjusted — Continued

| Industry and product ¹ | Industry code | Product code | Index base | Index | | | Percent change to July 2021 from: | |
|--|---------------|--------------|------------|------------------------|------------------------|------------------------|-----------------------------------|-----------|
| | | | | Mar. 2021 ² | June 2021 ² | July 2021 ² | July 2020 | June 2021 |
| Metal cookware, cutlery, and flatware mfg - Continued | | | | | | | | |
| Secondary products..... | | 332215-S | 12/11 | 120.0 | 120.0 | 122.1 | 1.8 | 1.8 |
| Saw blade, handsaw, and hand and edge tool mfg..... | 332216 | | 12/11 | 114.4 | 115.6 | 116.8 | 3.1 | 1.0 |
| Primary products..... | | 332216-P | 12/11 | 114.5 | 115.8 | 117.2 | 3.4 | 1.2 |
| Saw blades and handsaws..... | | 332216-C | 06/83 | 188.9 | 191.6 | 193.5 | 3.4 | 1.0 |
| Mechanics' hand service tools..... | | 332216-1 | 06/83 | 261.6 | 264.2 | 267.4 | 4.2 | 1.2 |
| Edge tools, hand-operated..... | | 332216-4 | 06/96 | 165.7 | 173.4 | 177.3 | 5.8 | 2.2 |
| All other miscellaneous hand tools, except handsaws..... | | 332216-7 | 12/11 | 120.4 | 120.4 | 123.4 | 3.6 | 2.5 |
| Precision measuring tools (inspection, quality control, etc.)..... | | 332216-9 | 06/83 | 202.0 | 202.0 | 202.0 | 1.0 | 0.0 |
| Secondary products and miscellaneous receipts..... | | 332216-SM | | | | | | |
| Miscellaneous receipts..... | | 332216-M | 12/11 | 113.8 | 114.0 | 113.9 | 0.1 | -0.1 |
| Secondary products..... | | 332216-S | 12/11 | 114.4 | 115.6 | 119.3 | 5.5 | 3.2 |
| Architectural & structural metals mfg..... | 3323 | | 12/03 | 179.8 | 201.5 | 204.9 | 24.1 | 1.7 |
| Plate work & fabricated structural prod mfg..... | 33231 | | 12/03 | 190.2 | 220.1 | 224.5 | 32.4 | 2.0 |
| Prefabricated metal buildings and components mfg..... | 332311 | | 12/81 | 397.6 | 435.2 | 470.9 | 42.5 | 8.2 |
| Primary products..... | | 332311-P | 12/81 | 413.1 | 452.7 | 492.0 | 44.3 | 8.7 |
| Prefabricated metal bldg & component systems (excl. farm service bldgs, resid. bldgs, & parts)..... | | 332311-1 | 12/81 | 431.1 | 469.0 | 519.7 | 50.6 | 10.8 |
| Prefabricated metal building systems (excl. farm service bldgs, resid. bldgs, and parts)..... | | 332311-11 | 06/07 | 207.5 | 233.4 | 251.3 | 50.9 | 7.7 |
| Industrial & commercial prefab metal building systems (excl farm svc bldgs, residential, parts)..... | | 332311-12 | 06/07 | 208.2 | 224.8 | 250.7 | 50.6 | 11.5 |
| Other prefabricated and portable metal buildings and parts..... | | 332311-3 | 12/81 | 372.2 | 414.8 | 431.6 | 31.7 | 4.1 |
| Panels, parts, and sections for prefabricated buildings, steel and aluminum..... | | 332311-34 | 12/81 | 324.9 | 373.4 | 392.6 | 41.0 | 5.1 |
| Secondary products and miscellaneous receipts..... | | 332311-SM | | | | | | |
| Secondary products..... | | 332311-S | 12/81 | — | 356.6 | 356.0 | — | -0.2 |
| Fabricated structural metal mfg..... | 332312 | | 12/03 | 175.7 | 208.3 | 210.0 | 30.4 | 0.8 |
| Primary products..... | | 332312-P | 06/82 | 240.2 | 287.6 | 290.1 | 32.6 | 0.9 |
| Fabricated structural metal bar joists and concrete reinforcing bars..... | | 332312-1 | 06/82 | 235.7 | 283.6 | 291.4 | 38.0 | 2.8 |
| Fabricated structural iron and steel for industrial buildings metal bar joists, short span..... | | 332312-11 | 06/11 | 136.7 | 150.8 | 149.9 | 23.9 | -0.6 |
| Fabricated structural iron & steel for commercial, residential, institutional, & public bldgs..... | | 332312-12 | 06/11 | 133.5 | 163.7 | 169.4 | 41.3 | 3.5 |
| Other fabricated structural metal..... | | 332312-5 | 06/82 | 245.8 | 298.3 | 289.2 | — | -3.1 |
| Fabricated structural metal for bridges..... | | 332312-6 | 06/82 | 199.4 | 212.4 | 221.0 | 29.3 | 4.0 |
| Secondary products and miscellaneous receipts..... | | 332312-SM | | | | | | |
| Miscellaneous receipts..... | | 332312-M1 | 01/21 | 102.8 | 108.4 | 105.9 | — | -2.3 |
| Plate work mfg..... | 332313 | | 12/03 | 173.8 | 197.2 | 195.9 | 33.3 | -0.7 |
| Primary products..... | | 332313-P | 12/03 | 171.8 | 194.9 | 193.7 | 33.3 | -0.6 |
| Fabricated plate work (stacks and weldments)..... | | 332313-0 | 03/80 | 260.6 | 295.7 | 293.8 | 33.3 | -0.6 |
| Ornamental & architectural metal prod mfg..... | 33232 | | 12/03 | 171.6 | 185.1 | 187.7 | 15.3 | 1.4 |
| Metal window and door mfg..... | 332321 | | 06/83 | 277.0 | 297.9 | 303.4 | 15.1 | 1.8 |
| Primary products..... | | 332321-P | 06/83 | 288.6 | 310.9 | 316.4 | 15.1 | 1.8 |
| Metal molding and trim and store fronts..... | | 332321-B | 06/83 | 524.6 | 584.9 | 637.1 | 30.2 | 8.9 |
| Metal windows (except storm sash)..... | | 332321-D | 06/83 | 290.0 | 303.2 | 305.9 | 11.8 | 0.9 |
| Metal doors (except storm doors)..... | | 332321-1 | 06/83 | 282.2 | 309.7 | 313.6 | 15.6 | 1.3 |
| Metal window and door screens (except combination screens) and metal weather strip..... | | 332321-9 | 06/83 | 283.3 | 283.8 | 284.2 | 7.3 | 0.1 |
| Secondary products and miscellaneous receipts..... | | 332321-SM | | | | | | |
| Secondary products..... | | 332321-S | 06/83 | 234.3 | 248.8 | 254.8 | 14.9 | 2.4 |
| Sheet metal work mfg..... | 332322 | | 12/82 | 224.0 | 239.1 | 241.7 | 11.2 | 1.1 |
| Primary products..... | | 332322-P | 12/82 | 224.9 | 240.0 | 242.3 | 11.2 | 1.0 |
| Sheet metal electronic enclosures..... | | 332322-C | 06/11 | 113.1 | 117.4 | 117.4 | 4.1 | 0.0 |
| Steel sheet metal computer & peripheral equipment enclosures..... | | 332322-C1 | 06/11 | 105.5 | — | — | — | — |
| Aluminum sheet metal computer & peripheral equipment enclosures..... | | 332322-C2 | 06/11 | 121.3 | — | — | — | — |
| Other sheet metal electronic enclosures (excluding computers)..... | | 332322-C3 | 06/11 | 110.8 | 117.1 | 117.1 | 5.7 | 0.0 |
| Other sheet metal work..... | | 332322-G | 12/03 | 134.4 | 135.6 | 137.8 | 3.9 | 1.6 |
| Secondary products and miscellaneous receipts..... | | 332322-SM | | | | | | |
| Ornamental and architectural metal work mfg..... | 332323 | | 12/83 | 346.1 | 386.5 | 392.8 | 28.5 | 1.6 |
| Primary products..... | | 332323-P | 12/83 | 367.6 | 412.2 | 419.3 | 30.0 | 1.7 |
| Open metal flooring, grating, and studs..... | | 332323-6 | 12/97 | 187.1 | — | — | — | — |
| Ornamental and architectural metal work..... | | 332323-8 | 12/97 | 244.5 | 269.2 | 280.0 | 41.3 | 4.0 |
| Iron, steel, and aluminum stairs, staircases, and fire escapes..... | | 332323-81 | 12/83 | 322.8 | 362.2 | 378.2 | 54.8 | 4.4 |
| Steel and aluminum fences, gates (not wire), and railings and window guards..... | | 332323-82 | 12/97 | 220.4 | 234.8 | 242.5 | 22.0 | 3.3 |
| Other architectural and ornamental work..... | | 332323-9 | 12/97 | 228.2 | 241.5 | 242.4 | 17.8 | 0.4 |
| Other aluminum and metal architectural and ornamental work..... | | 332323-91 | 12/88 | 198.0 | 208.0 | 208.0 | 8.4 | 0.0 |

See footnotes at end of table.

Table 11. Producer price indexes for the net output of selected industries and their products, not seasonally adjusted — Continued

| Industry and product ¹ | Industry code | Product code | Index base | Index | | | Percent change to July 2021 from: | |
|--|---------------|--------------|------------|------------------------|------------------------|------------------------|-----------------------------------|-----------|
| | | | | Mar. 2021 ² | June 2021 ² | July 2021 ² | July 2020 | June 2021 |
| Ornamental and architectural metal work mfg - Continued | | | | | | | | |
| Other iron and steel architectural and ornamental work..... | | 332323-92 | 12/97 | 254.6 | 270.5 | 270.5 | 21.2 | 0.0 |
| Metal stalls and corrals..... | | 332323-94 | 05/17 | 142.5 | 147.5 | 172.6 | 56.3 | 17.0 |
| Secondary products and miscellaneous receipts..... | | 332323-SM | | | | | | |
| Secondary products..... | | 332323-S | 12/83 | 217.6 | 238.6 | 238.9 | 16.5 | 0.1 |
| Boiler, tank & shipping container mfg..... | 3324 | | 12/03 | 173.2 | 180.3 | 189.0 | 19.4 | 4.8 |
| Power boiler & heat exchanger mfg..... | 33241 | | 12/03 | 198.2 | 210.4 | 211.3 | 10.6 | 0.4 |
| Power boiler and heat exchanger mfg..... | 332410 | | 12/03 | 198.3 | 210.5 | 211.4 | 10.6 | 0.4 |
| Primary products..... | | 332410-P | 12/03 | 194.3 | 208.6 | 209.8 | 11.9 | 0.6 |
| Fabricated heat exchangers and steam condensers (excluding nuclear applications)..... | | 332410-1 | 03/80 | — | 437.8 | 441.4 | 11.2 | 0.8 |
| Secondary products and miscellaneous receipts..... | | 332410-SM | | | | | | |
| Metal tank (heavy gauge) mfg..... | 33242 | | 12/03 | 183.2 | 193.2 | 208.5 | 31.2 | 7.9 |
| Metal tanks, heavy gauge, mfg..... | 332420 | | 12/03 | 183.1 | 193.1 | 208.4 | 31.2 | 7.9 |
| Primary products..... | | 332420-P | 12/03 | 178.1 | 188.1 | 204.7 | 33.5 | 8.8 |
| Metal tanks, heavy gauge..... | | 332420-0 | 12/03 | 178.1 | 188.1 | 204.7 | 33.5 | 8.8 |
| Secondary products and miscellaneous receipts..... | | 332420-SM | | | | | | |
| Secondary products..... | | 332420-S | 03/80 | — | 281.4 | 282.7 | — | 0.5 |
| Light gauge metal container mfg..... | 33243 | | 12/84 | 168.5 | 172.4 | 180.9 | 16.9 | 4.9 |
| Metal can mfg..... | 332431 | | 06/81 | 167.3 | 166.3 | 173.7 | 10.6 | 4.4 |
| Primary products..... | | 332431-P | 06/81 | 164.6 | 163.1 | 170.9 | 10.3 | 4.8 |
| Steel cans and tinware products..... | | 332431-1 | 06/81 | 231.3 | 221.3 | 232.2 | 10.6 | 4.9 |
| Aluminum cans (including lids, ends, and parts shipped separately)..... | | 332431-3 | 06/81 | 122.9 | 124.2 | 130.0 | 10.3 | 4.7 |
| Secondary products and miscellaneous receipts..... | | 332431-SM | | | | | | |
| Secondary products..... | | 332431-S | 06/81 | 198.7 | 210.2 | — | — | — |
| Other metal container mfg..... | 332439 | | 12/03 | 206.1 | 230.0 | 243.7 | 38.2 | 6.0 |
| Steel shipping barrels & drums, exc. beer barrels (more than 12-gallon capacity)..... | | 332439-3 | 06/83 | 364.2 | — | 417.5 | 30.8 | — |
| All other metal containers..... | | 332439-6 | 12/03 | 151.7 | 166.6 | 174.0 | 18.9 | 4.4 |
| Secondary products and miscellaneous receipts..... | | 332439-SM | | | | | | |
| Secondary products..... | | 332439-S | 12/03 | 153.1 | 177.9 | 203.1 | 44.3 | 14.2 |
| Hardware mfg..... | 3325 | | 12/03 | 160.5 | 169.5 | 172.5 | 10.5 | 1.8 |
| Hardware mfg..... | 33251 | | 12/03 | 160.5 | 169.5 | 172.5 | 10.5 | 1.8 |
| Hardware mfg..... | 332510 | | 06/85 | 215.3 | 227.3 | 231.4 | 10.6 | 1.8 |
| Primary products..... | | 332510-P | 06/85 | 202.5 | 215.1 | 219.0 | 11.4 | 1.8 |
| All other miscellaneous hardware..... | | 332510-A | 06/85 | 338.1 | 384.6 | 437.9 | 37.1 | 13.9 |
| Furniture hardware (excluding cabinet hardware)..... | | 332510-2 | 06/85 | 220.4 | 233.7 | 248.7 | 19.1 | 6.4 |
| Builders' hardware, including fabricated metal safe and vault locks, & cabinet hardware..... | | 332510-4 | 06/85 | 243.9 | 261.4 | 261.4 | 9.8 | 0.0 |
| Motor vehicle hardware (lock units, door & window handles, window regulators, hinges, etc.)..... | | 332510-6 | 06/85 | 121.4 | 124.5 | 125.0 | 4.0 | 0.4 |
| Other transportation equipment hardware, incl. marine & aircraft (excl. motor vehicle hardware)..... | | 332510-7 | 06/85 | 348.6 | 356.7 | 349.7 | 6.1 | -2.0 |
| Secondary products and miscellaneous receipts..... | | 332510-SM | | | | | | |
| Miscellaneous receipts..... | | 332510-M | 07/85 | 338.8 | 345.3 | 343.1 | 5.2 | -0.6 |
| Secondary products..... | | 332510-S | 06/85 | 287.0 | 293.0 | 304.4 | 6.4 | 3.9 |
| Spring & wire product mfg..... | 3326 | | 12/03 | 179.7 | 188.6 | 191.2 | 10.4 | 1.4 |
| Spring & wire product mfg..... | 33261 | | 12/03 | 179.7 | 188.6 | 191.2 | 10.4 | 1.4 |
| Spring mfg..... | 332613 | | 12/11 | 116.9 | 124.0 | 124.6 | 9.8 | 0.5 |
| Primary products..... | | 332613-P | 12/11 | 118.3 | 126.2 | 126.9 | 10.8 | 0.6 |
| Cold formed steel springs, except wire..... | | 332613-3 | 06/81 | 190.6 | 215.4 | 216.1 | 16.1 | 0.3 |
| Hot formed steel springs, except wire..... | | 332613-4 | 06/81 | 221.2 | 224.5 | 227.5 | 2.9 | 1.3 |
| Precision mechanical wire springs..... | | 332613-5 | 12/82 | 209.4 | 215.1 | 217.7 | 10.8 | 1.2 |
| Precision mechanical extension- and torsion-type wire springs..... | | 332613-51 | 06/01 | 176.4 | 182.7 | 186.0 | 12.4 | 1.8 |
| Precision mechanical compression-type wire springs..... | | 332613-52 | 06/01 | 140.4 | 143.7 | 145.2 | 10.3 | 1.0 |
| Secondary products and miscellaneous receipts..... | | 332613-SM | | | | | | |
| Secondary products..... | | 332613-S | 12/11 | 101.3 | 103.5 | 105.2 | 3.7 | 1.6 |
| Other fabricated wire product mfg..... | 332618 | | 12/82 | 262.7 | 273.8 | 279.2 | 10.7 | 2.0 |
| Primary products..... | | 332618-P | 12/82 | 249.7 | 258.4 | 262.8 | 9.6 | 1.7 |
| Other ferrous wire products, excluding springs, made from purchased wire..... | | 332618-B | 12/82 | 259.8 | 263.6 | 271.7 | 7.5 | 3.1 |
| Noninsulated ferrous wire rope, cable, forms and strand, made from purchased wire..... | | 332618-1 | 12/82 | 232.5 | 234.3 | 238.0 | 2.0 | 1.6 |
| Other fabricated wire products, made from purchased wire..... | | 332618-2 | 06/85 | 132.1 | 138.2 | 139.2 | 16.1 | 0.7 |
| Ferrous wire cloth and other ferrous woven wire products, made from purchased wire..... | | 332618-3 | 12/82 | 161.7 | 163.7 | 163.7 | 3.0 | 0.0 |

See footnotes at end of table.

Table 11. Producer price indexes for the net output of selected industries and their products, not seasonally adjusted — Continued

| Industry and product ¹ | Industry code | Product code | Index base | Index | | | Percent change to July 2021 from: | |
|--|---------------|--------------|------------|------------------------|------------------------|------------------------|-----------------------------------|-----------|
| | | | | Mar. 2021 ² | June 2021 ² | July 2021 ² | July 2020 | June 2021 |
| Other fabricated wire product mfg - Continued | | | | | | | | |
| Steel fencing and fence gates, made from purchased wire..... | | 332618-7 | 12/82 | 350.6 | 400.0 | 413.4 | 31.7 | 3.4 |
| Steel nails, staples, tacks, spikes, and brads, made from purchased wire..... | | 332618-9 | 12/03 | 186.1 | — | — | — | — |
| Secondary products and miscellaneous receipts..... | | 332618-SM | | | | | | |
| Secondary products..... | | 332618-S | 12/82 | 548.5 | 572.5 | 578.0 | 7.9 | 1.0 |
| Mach shops, turn prod, screw, nut, bolt mfg..... | 3327 | | 12/03 | 143.0 | 144.8 | 145.2 | 2.5 | 0.3 |
| Machine shops..... | 33271 | | 12/03 | 134.6 | 135.0 | 135.5 | 0.7 | 0.4 |
| Machine shops..... | 332710 | | 06/84 | 179.1 | 179.6 | 180.2 | 0.7 | 0.3 |
| Primary products..... | | 332710-P | 06/84 | 176.7 | 177.3 | 177.9 | 0.8 | 0.3 |
| Machine shop job work and job order repairs..... | | 332710-0 | 06/84 | 175.5 | 176.0 | 176.7 | 0.8 | 0.4 |
| Secondary products and miscellaneous receipts..... | | 332710-SM | | | | | | |
| Turned product & screw, nut & bolt mfg..... | 33272 | | 12/84 | 195.2 | 200.1 | 200.4 | 4.6 | 0.1 |
| Precision turned product mfg..... | 332721 | | 12/83 | 196.9 | 200.6 | 200.0 | 4.0 | -0.3 |
| Primary products..... | | 332721-P | 12/83 | 185.1 | 188.8 | 188.2 | 3.6 | -0.3 |
| Precision turned products, automotive..... | | 332721-1 | 12/83 | 151.6 | 152.6 | 152.6 | 0.7 | 0.0 |
| Precision turned products, except automotive..... | | 332721-3 | 12/83 | 201.3 | 206.1 | 205.2 | 4.5 | -0.4 |
| Secondary products and miscellaneous receipts..... | | 332721-SM | | | | | | |
| Bolt, nut, screw, rivet, and washer mfg..... | 332722 | | 06/82 | 210.5 | 217.9 | 219.9 | 5.8 | 0.9 |
| Primary products..... | | 332722-P | 06/82 | 216.2 | 224.8 | 226.7 | 6.2 | 0.8 |
| Nonthreaded metal fasteners (except aircraft types)..... | | 332722-B | 06/82 | 198.2 | 207.3 | 214.4 | 9.0 | 3.4 |
| Aircraft fasteners, except plastics (including aerospace)..... | | 332722-1 | 06/82 | 335.6 | 370.1 | 374.3 | 12.6 | 1.1 |
| Externally threaded metal fasteners (except aircraft types)..... | | 332722-3 | 06/82 | 193.7 | 197.6 | 199.1 | 5.0 | 0.8 |
| Hex bolts, including heavy, tap-and-joint (excluding high-strength structural & aircraft types)..... | | 332722-3122 | 06/82 | 157.8 | 165.3 | 168.5 | 7.1 | 1.9 |
| Other metal bolts, including square, round, plow, high-strength structural, & bent bolts..... | | 332722-3133 | 12/99 | 222.0 | 231.5 | 233.6 | 10.1 | 0.9 |
| Cap, set, machine, lag, flange, and self-locking screws (except aircraft types) .. | | 332722-3144 | 12/87 | 197.1 | 209.2 | 211.4 | 12.6 | 1.1 |
| Other externally threaded metal fasteners, including studs (except aircraft types)..... | | 332722-3199 | 12/99 | 165.3 | 160.4 | 160.4 | -2.6 | 0.0 |
| Internally threaded fasteners (except aircraft types)..... | | 332722-5 | 06/82 | 138.5 | 136.8 | 137.0 | -1.3 | 0.1 |
| Secondary products and miscellaneous receipts..... | | 332722-SM | | | | | | |
| Miscellaneous receipts..... | | 332722-M | 06/82 | 191.2 | 189.8 | 194.9 | 3.1 | 2.7 |
| Coating/engrave/heat treating & other activity..... | 3328 | | 12/03 | 140.7 | 143.1 | 145.0 | 5.2 | 1.3 |
| Coating/engrave/heat treating & other activity..... | 33281 | | 12/84 | 193.5 | 196.9 | 199.5 | 5.3 | 1.3 |
| Metal heat treating..... | 332811 | | 06/85 | 170.8 | 171.7 | 177.1 | 3.6 | 3.1 |
| Primary products..... | | 332811-P | 06/85 | 162.7 | 163.1 | 167.7 | 2.3 | 2.8 |
| Heat treating of metal for the trade (pickling, annealing, etc.)..... | | 332811-0 | 06/85 | 162.7 | 163.1 | 167.7 | 2.3 | 2.8 |
| Secondary products and miscellaneous receipts..... | | 332811-SM | | | | | | |
| Metal coating and nonprecious engraving..... | 332812 | | 12/84 | 174.0 | 178.4 | 179.5 | 7.0 | 0.6 |
| Primary products..... | | 332812-P | 12/84 | 180.1 | 184.9 | 186.0 | 7.3 | 0.6 |
| Metal coating, engraving, and allied services..... | | 332812-0 | 12/84 | 180.1 | 184.9 | 186.0 | 7.3 | 0.6 |
| Secondary products and miscellaneous receipts..... | | 332812-SM | | | | | | |
| Electroplating, anodizing and coloring metal..... | 332813 | | 12/84 | 215.1 | 218.2 | 219.9 | 3.6 | 0.8 |
| Primary products..... | | 332813-P | 12/84 | 219.7 | 223.0 | 224.8 | 3.6 | 0.8 |
| Electroplating, plating, polishing, anodizing and coloring metal..... | | 332813-0 | 12/84 | 219.7 | 223.0 | 224.8 | 3.6 | 0.8 |
| Secondary products and miscellaneous receipts..... | | 332813-SM | | | | | | |
| Secondary products..... | | 332813-S | 12/84 | 187.0 | — | — | — | — |
| Other fabricated metal product mfg..... | 3329 | | 12/03 | 172.1 | 178.3 | 180.5 | 8.7 | 1.2 |
| Metal valve mfg..... | 33291 | | 12/03 | 184.5 | 187.9 | 189.0 | 5.4 | 0.6 |
| Industrial valve mfg..... | 332911 | | 06/91 | 265.9 | 268.6 | 268.8 | 3.1 | 0.1 |
| Primary products..... | | 332911-P | 06/91 | 275.0 | 277.6 | 277.9 | 2.9 | 0.1 |
| Automatic regulating and control valves and parts (except nuclear), power operated..... | | 332911-F | 12/82 | 339.2 | 339.8 | 339.8 | 4.0 | 0.0 |
| Solenoid-operated valves and parts, except nuclear and fluid power transfer..... | | 332911-H | 12/82 | 373.1 | — | — | — | — |
| Industrial valves for water works and municipal equipment (IBBM, AWWA, and UL)..... | | 332911-N | 06/91 | 292.9 | 293.7 | 295.4 | 1.2 | 0.6 |
| Industrial ball valves (all metals, pressures, and types), incl. manual & power operated..... | | 332911-Q | 06/91 | 350.6 | 353.9 | 350.2 | 1.0 | -1.0 |
| Industrial butterfly valves (all metals, pressures, and types), incl. manual & power operated..... | | 332911-R | 06/91 | 216.6 | 218.0 | 220.7 | 3.5 | 1.2 |
| All other miscellaneous industrial valves..... | | 332911-X | 06/91 | 235.0 | 238.2 | 239.4 | 5.3 | 0.5 |
| Gates, globes, angles and other industrial valves..... | | 332911-1 | 06/91 | 306.9 | 311.7 | 313.6 | 4.0 | 0.6 |
| Secondary products and miscellaneous receipts..... | | 332911-SM | | | | | | |
| Miscellaneous receipts..... | | 332911-M | 06/91 | 194.5 | 197.8 | 197.8 | 2.3 | 0.0 |
| Secondary products..... | | 332911-S | 06/91 | 223.6 | 226.9 | 227.4 | 5.3 | 0.2 |

See footnotes at end of table.

Table 11. Producer price indexes for the net output of selected industries and their products, not seasonally adjusted — Continued

| Industry and product ¹ | Industry code | Product code | Index base | Index | | | Percent change to July 2021 from: | |
|---|---------------|--------------|------------|------------------------|------------------------|------------------------|-----------------------------------|-----------|
| | | | | Mar. 2021 ² | June 2021 ² | July 2021 ² | July 2020 | June 2021 |
| Fluid power valve and hose fitting mfg. | 332912 | | 06/91 | 226.1 | 230.5 | 233.0 | 4.5 | 1.1 |
| Primary products. | | 332912-P | 06/91 | 228.0 | 232.9 | 234.9 | 4.4 | 0.9 |
| Nonaerospace type flared (metal) fittings, couplings and assemblies. | | 332912-T | 06/91 | 181.0 | 181.3 | 185.1 | 4.2 | 2.1 |
| Nonaerospace type flareless fittings and couplings (incl. nonmetal fittings). | | 332912-U | 06/91 | 193.8 | 195.3 | 200.5 | 7.3 | 2.7 |
| Parts for fluid power valves. | | 332912-X | 01/20 | 102.8 | 104.0 | 107.5 | 5.9 | 3.4 |
| Aerospace type hydraulic fluid power valves. | | 332912-1 | 06/91 | 179.0 | 173.6 | 174.3 | -1.0 | 0.4 |
| Nonaerospace type hydraulic directional control valves. | | 332912-5 | 06/91 | 210.7 | 216.2 | 217.5 | 5.4 | 0.6 |
| Nonaerospace type hydraulic valves, except directional control. | | 332912-7 | 12/98 | 218.4 | 223.0 | 223.0 | 4.1 | 0.0 |
| Nonaerospace type pneumatic directional control valves. | | 332912-9 | 06/91 | 217.8 | 224.0 | 224.9 | 5.1 | 0.4 |
| Secondary products and miscellaneous receipts. | | 332912-SM | | | | | | |
| Miscellaneous receipts. | | 332912-M | 12/98 | 184.9 | 186.1 | 194.3 | 6.5 | 4.4 |
| Secondary products. | | 332912-S1 | 12/11 | 108.6 | 110.0 | 110.0 | 3.8 | 0.0 |
| Plumbing fixture fitting and trim mfg. | 332913 | | 06/83 | 314.5 | 319.2 | 320.3 | 3.5 | 0.3 |
| Primary products. | | 332913-P | 06/83 | 317.8 | 320.9 | 322.1 | 3.1 | 0.4 |
| One-, two-, and 3-handle plumbing fixture controls, fittings, and antiscaud valves. | | 332913-5 | 06/83 | 286.7 | — | — | — | — |
| Miscellaneous metal and nonmetal plumbing fixtures, fittings, and trim. | | 332913-6 | 06/83 | 338.7 | 348.0 | 349.5 | 4.9 | 0.4 |
| Metal and nonmetal lavatory and sink fittings, excluding single control. | | 332913-7 | 06/98 | 165.6 | 166.1 | 166.8 | 2.8 | 0.4 |
| Secondary products and miscellaneous receipts. | | 332913-SM | | | | | | |
| Other metal valve and pipe fitting mfg. | 332919 | | 12/82 | 307.6 | 320.0 | 322.7 | 15.1 | 0.8 |
| Primary products. | | 332919-P | 12/82 | 330.2 | 342.0 | 344.6 | 17.8 | 0.8 |
| Plumbing and heating valves and specialties, except plumbers' brass goods. | | 332919-1 | 12/82 | — | — | 359.1 | — | — |
| Metal fittings, flanges, and unions for pipe fittings. | | 332919-4 | 12/82 | — | 409.4 | 408.2 | 20.1 | -0.3 |
| Secondary products and miscellaneous receipts. | | 332919-SM | | | | | | |
| Secondary products. | | 332919-S | 12/82 | — | 212.6 | 219.6 | — | 3.3 |
| All other fabricated metal product mfg. | 332999 | | 12/03 | 163.2 | 171.6 | 174.8 | 11.8 | 1.9 |
| Ball and roller bearing mfg. | 332991 | | 06/83 | 296.1 | 297.2 | 301.3 | 4.0 | 1.4 |
| Primary products. | | 332991-P | 06/83 | 288.8 | 289.7 | 293.1 | 3.8 | 1.2 |
| Ball bearings, complete, unmounted. | | 332991-1 | 06/83 | 263.8 | 265.0 | 265.9 | 3.2 | 0.3 |
| Tapered roller bearings (including cups & cones), unmounted. | | 332991-3 | 06/83 | 307.2 | 307.2 | 313.0 | 3.6 | 1.9 |
| Other roller bearings, unmounted. | | 332991-5 | 06/83 | 331.8 | 331.8 | 331.8 | 2.4 | 0.0 |
| Mounted bearings (excluding plain). | | 332991-7 | 06/83 | 383.7 | 384.7 | 403.1 | 9.1 | 4.8 |
| Parts and components for ball and roller bearings (including balls and rollers) sold separately. | | 332991-9 | 06/83 | 180.4 | 182.5 | 184.2 | 3.4 | 0.9 |
| Secondary products and miscellaneous receipts. | | 332991-SM | | | | | | |
| Small arms ammunition mfg. | 332992 | | 06/85 | 274.5 | 285.2 | 284.8 | 11.0 | -0.1 |
| Primary products. | | 332992-P | 06/85 | 310.8 | 316.0 | 316.0 | 4.9 | 0.0 |
| Small arms ammunition. | | 332992-0 | 12/06 | 195.0 | 198.3 | 198.3 | 4.9 | 0.0 |
| All other ammo products, incl. industrial shells & cartridges, air gun ammo, percussion caps. | | 332992-07 | 06/02 | 185.3 | 181.2 | 181.2 | 1.3 | 0.0 |
| Secondary products and miscellaneous receipts. | | 332992-SM | | | | | | |
| Secondary products. | | 332992-S | 05/95 | 104.9 | 113.4 | 112.8 | 26.9 | -0.5 |
| Fabricated pipe and pipe fitting mfg. | 332996 | | 06/81 | 347.1 | 378.4 | 389.3 | 22.2 | 2.9 |
| Primary products. | | 332996-P | 06/81 | 313.0 | 343.4 | 350.7 | 23.1 | 2.1 |
| Fabricated pipe and pipe fittings made from purchased pipe. | | 332996-0 | 12/02 | 207.0 | 227.1 | 231.9 | 23.0 | 2.1 |
| Secondary products and miscellaneous receipts. | | 332996-SM | | | | | | |
| Miscellaneous fabricated metal product mfg. | 332999 | | 12/03 | 150.0 | 162.6 | 164.4 | 14.1 | 1.1 |
| Primary products. | | 332999-P | 12/03 | 151.0 | 163.8 | 165.5 | 14.2 | 1.0 |
| All other miscellaneous fabricated metal products. | | 332999-N | 06/85 | 194.6 | 212.5 | 215.8 | 15.8 | 1.6 |
| Secondary products and miscellaneous receipts. | | 332999-SM | | | | | | |
| Secondary products. | | 332999-S | 12/03 | 147.1 | 157.5 | 163.7 | 17.0 | 3.9 |
| Small arms, ordnance, and ordnance accessories mfg. | 33299T | | 12/11 | 103.5 | 103.5 | 103.5 | 2.0 | 0.0 |
| Primary products. | | 33299T-P | 12/11 | 103.5 | 103.5 | 103.5 | 2.2 | 0.0 |
| Small arms, 30 mm or less, or 1.18 in. or less. | | 33299T-4 | 12/04 | 121.3 | — | — | — | — |
| Rifles. | | 33299T-44 | 06/13 | 105.8 | — | — | — | — |
| Single barrel shotguns, other small firearms n.e.c., and parts & attachments for small arms. | | 33299T-45 | 06/13 | 103.8 | 103.8 | 103.8 | 1.1 | 0.0 |
| Secondary products and miscellaneous receipts. | | 33299T-SM | | | | | | |
| Machinery manufacturing. | 333 | | 12/03 | 144.4 | 147.5 | 149.4 | 5.2 | 1.3 |
| Agricultural, construction, and mining machinery mfg. | 3331 | | 12/03 | 147.7 | 149.9 | 151.5 | 4.0 | 1.1 |
| Agricultural implement manufacturing. | 33311 | | 12/03 | 139.2 | 142.1 | 143.5 | 4.2 | 1.0 |
| Farm machinery and equipment mfg. | 333111 | | 12/82 | 228.4 | 233.8 | 235.9 | 4.4 | 0.9 |
| Primary products. | | 333111-P | 12/82 | 230.8 | 235.9 | 238.2 | 4.2 | 1.0 |
| Haying machinery and attachments. | | 333111-A | 12/82 | 248.2 | 255.9 | 255.9 | 4.2 | 0.0 |
| Parts for farm machinery, for sale separately. | | 333111-C | 12/82 | 192.5 | 210.6 | 211.7 | 11.0 | 0.5 |
| Farm plows, harrows, rollers, pulverizers, etc., and attachments. | | 333111-E | 12/02 | 198.6 | 206.0 | 206.0 | 5.9 | 0.0 |

See footnotes at end of table.

Table 11. Producer price indexes for the net output of selected industries and their products, not seasonally adjusted — Continued

| Industry and product ¹ | Industry code | Product code | Index base | Index | | | Percent change to July 2021 from: | |
|---|---------------|--------------|------------|------------------------|------------------------|------------------------|-----------------------------------|-----------|
| | | | | Mar. 2021 ² | June 2021 ² | July 2021 ² | July 2020 | June 2021 |
| Farm machinery and equipment mfg - Continued | | | | | | | | |
| All other farm machinery and equipment, excluding parts, including attachments... | | 333111-G | 12/82 | 280.8 | 296.0 | 303.9 | 13.6 | 2.7 |
| Commercial turf and grounds care equipment, including parts and attachments.... | | 333111-J | 12/82 | 218.8 | 226.7 | 226.7 | 4.6 | 0.0 |
| Farm dairy equipment, sprayers and dusters, farm blowers, and attachments. | | 333111-4 | 12/82 | 237.1 | 237.3 | 238.9 | 1.1 | 0.7 |
| Planting, seeding, and fertilizing machinery and attachments. | | 333111-7 | 12/82 | 226.2 | 234.5 | 248.8 | 9.3 | 6.1 |
| Harvesting machinery (except hay and straw) and attachments. | | 333111-9 | 12/82 | 250.3 | 251.1 | 253.8 | 2.9 | 1.1 |
| Secondary products and miscellaneous receipts. | | 333111-SM | | | | | | |
| Miscellaneous receipts. | | 333111-M | 12/82 | 204.0 | 215.9 | 214.4 | 8.4 | -0.7 |
| Secondary products. | | 333111-S | 12/82 | 197.8 | 208.7 | 211.9 | 7.7 | 1.5 |
| Lawn and garden equipment mfg. | 333112 | | 12/82 | 143.1 | 144.2 | 145.9 | 3.0 | 1.2 |
| Primary products. | | 333112-P | 12/82 | 145.2 | 146.2 | 148.3 | 3.1 | 1.4 |
| Consumer nonriding lawn, garden, and snow equipment. | | 333112-1 | 12/82 | 135.9 | 136.4 | 137.0 | 1.0 | 0.4 |
| Consumer riding lawn, garden, and snow equipment. | | 333112-3 | 12/82 | 155.7 | 155.7 | 159.4 | 4.3 | 2.4 |
| Parts and attachments for consumer lawn, garden, and snow equipment. | | 333112-7 | 06/03 | 122.7 | 126.4 | 129.4 | 6.6 | 2.4 |
| Secondary products and miscellaneous receipts. | | 333112-SM | | | | | | |
| Secondary products. | | 333112-S | 12/82 | 131.2 | 133.4 | 132.9 | 4.6 | -0.4 |
| Construction machinery manufacturing. | 33312 | | 12/03 | 152.3 | 154.2 | 155.4 | 4.1 | 0.8 |
| Construction machinery mfg. | 333120 | | 12/80 | 272.2 | 275.5 | 277.6 | 4.1 | 0.8 |
| Primary products. | | 333120-P | 12/80 | 266.1 | 268.3 | 270.9 | 3.8 | 1.0 |
| Power cranes, loaders, dozers, tractors, off-highway trucks, mixers, pavers, backhoes, etc. | | 333120-1 | 12/03 | 150.8 | 152.2 | 153.8 | 3.4 | 1.1 |
| Power cranes, draglines, & shovels (excavators) (incl. surface mining equip.) (excluding parts). | | 333120-11 | 12/99 | 152.6 | 153.9 | 156.2 | 4.3 | 1.5 |
| Mixers, pavers, and related equipment (excluding parts). | | 333120-12 | 12/80 | 248.7 | 262.6 | 257.4 | 8.9 | -2.0 |
| Off-highway trucks, haulers, truck-type tractor chassis, trailers, etc. (excluding parts). | | 333120-13 | 12/03 | 160.0 | 160.1 | 161.2 | 1.1 | 0.7 |
| Tractor shovel loaders (skid steer, wheel, crawler, and integral design backhoes). | | 333120-14 | 12/80 | 279.5 | 283.3 | 285.6 | 3.0 | 0.8 |
| Construction wheel and crawler tractors, dozers, self-propelled log skidders, etc. | | 333120-15 | 12/03 | 149.5 | 149.8 | 151.3 | 1.9 | 1.0 |
| Graders, rollers & compactors, rough-terrain forklifts, scrapers, trenchers, etc. (excl. parts). | | 333120-16 | 12/03 | 166.1 | 166.5 | 169.5 | 3.8 | 1.8 |
| Construction machinery for mounting (excluding parts, winches, snow clearing attachments). | | 333120-17 | 12/99 | 145.2 | 147.3 | 150.2 | 2.9 | 2.0 |
| Parts for construction machinery and equipment, sold separately. | | 333120-9 | 12/99 | 154.3 | 155.6 | 159.3 | 5.2 | 2.4 |
| Parts for cranes, draglines, and shovels (including surface mining equipment) (sold separately). | | 333120-91 | 06/07 | 140.4 | 141.2 | 145.7 | 6.0 | 3.2 |
| Parts for off-highway wheel tractors and shovel loaders (sold separately). | | 333120-92 | 06/07 | 122.0 | - | 123.4 | 1.1 | - |
| Parts for other construction machinery (sold separately). | | 333120-93 | 06/07 | 122.0 | 123.4 | 126.4 | 6.1 | 2.4 |
| Secondary products and miscellaneous receipts. | | 333120-SM | | | | | | |
| Miscellaneous receipts. | | 333120-M | 12/80 | 414.7 | 431.2 | 427.6 | 6.3 | -0.8 |
| Secondary products. | | 333120-S | 12/80 | 259.6 | - | - | - | - |
| Mining and oil and gas field machinery mfg. | 33313 | | 12/03 | 161.4 | 163.4 | 165.9 | 3.5 | 1.5 |
| Mining machinery and equipment mfg. | 333131 | | 06/81 | 304.5 | 306.3 | 325.5 | 9.3 | 6.3 |
| Primary products. | | 333131-P | 06/81 | 326.5 | 328.3 | 347.1 | 8.8 | 5.7 |
| Mining machinery and equipment (except parts sold separately). | | 333131-2 | 09/19 | 104.0 | 104.3 | 110.8 | 9.2 | 6.2 |
| Underground mining machinery (except parts sold separately). | | 333131-21 | 06/81 | 383.2 | 383.2 | 412.3 | 10.4 | 7.6 |
| Mineral processing & beneficiation machinery (except parts sold separately). | | 333131-23 | 06/81 | 337.7 | 342.6 | 342.6 | 4.8 | 0.0 |
| Crushing, pulverizing & screening machinery (except parts sold separately). | | 333131-25 | 06/81 | 339.3 | 344.8 | 344.4 | 3.2 | -0.1 |
| Drills and other mining machinery (except parts sold separately). | | 333131-27 | 06/81 | 341.9 | 342.9 | 377.2 | 12.1 | 10.0 |
| Parts and attachments for mining machinery and equipment (sold separately). | | 333131-9 | 06/81 | 270.4 | 273.6 | 285.8 | 8.0 | 4.5 |
| Secondary products and miscellaneous receipts. | | 333131-SM | | | | | | |
| Miscellaneous receipts. | | 333131-M | 06/81 | 192.2 | 192.2 | 223.5 | 18.2 | 16.3 |
| Oil and gas field machinery and equipment mfg. | 333132 | | 12/80 | 270.1 | 273.8 | 273.8 | 1.6 | 0.0 |
| Primary products. | | 333132-P | 12/80 | 266.3 | 270.2 | 270.2 | 1.7 | 0.0 |
| Oil and gas field production machinery and equipment (except pumps). | | 333132-A | 12/80 | 218.3 | 223.3 | 223.5 | - | 0.1 |
| Oil and gas field production machinery and equipment (except pumps and parts sold separately). | | 333132-A1 | 12/10 | 113.6 | 116.6 | 116.6 | 2.6 | 0.0 |
| Parts and attachments for oil and gas field production machinery and equipment (except pumps). | | 333132-A2 | 12/10 | 107.0 | 107.7 | 108.1 | - | 0.4 |
| Rotary oil and gas field drilling machinery and equipment. | | 333132-1 | 12/86 | 283.3 | 287.3 | 287.3 | 1.8 | 0.0 |
| Other oil and gas field drilling machinery and equipment. | | 333132-8 | 12/86 | 241.3 | 241.3 | 241.3 | 0.0 | 0.0 |
| Secondary products and miscellaneous receipts. | | 333132-SM | | | | | | |
| Industrial machinery manufacturing. | 3332 | | 12/84 | 191.7 | 202.8 | 206.7 | 11.0 | 1.9 |
| Other industrial machinery manufacturing. | 33324 | | 12/84 | 189.1 | 200.1 | 203.9 | 11.0 | 1.9 |
| Food product machinery mfg. | 333241 | | 12/83 | 289.0 | 290.5 | 292.1 | 2.5 | 0.6 |
| Primary products. | | 333241-P | 12/83 | 297.0 | 298.8 | 300.7 | 2.8 | 0.6 |

See footnotes at end of table.

Table 11. Producer price indexes for the net output of selected industries and their products, not seasonally adjusted — Continued

| Industry and product ¹ | Industry code | Product code | Index base | Index | | | Percent change to July 2021 from: | |
|---|---------------|--------------|------------|------------------------|------------------------|------------------------|-----------------------------------|-----------|
| | | | | Mar. 2021 ² | June 2021 ² | July 2021 ² | July 2020 | June 2021 |
| Food product machinery mfg - Continued | | | | | | | | |
| Dairy and milk products plant machinery and equipment..... | | 333241-1 | 12/83 | 275.4 | 275.4 | 280.4 | 5.5 | 1.8 |
| Commercial food products machinery (except packaging and cooking equipment)..... | | 333241-3 | 12/83 | 261.5 | 264.3 | 265.2 | 3.0 | 0.3 |
| Industrial food products machinery for processing foods, beverages, & animal & fowl feed..... | | 333241-5 | 12/83 | 313.2 | 314.3 | 315.3 | 1.1 | 0.3 |
| Other industrial food and feed machinery..... | | 333241-51 | 12/12 | 123.1 | 123.1 | 123.3 | 0.7 | 0.2 |
| Machinery for sorting, grading, and cleaning fruits, vegetables, eggs, and for processing meat..... | | 333241-52 | 12/12 | 129.5 | 130.5 | 131.0 | 2.1 | 0.4 |
| Parts and attachments for industrial food and feed products machinery..... | | 333241-53 | 12/12 | 122.2 | 122.9 | 123.8 | 1.0 | 0.7 |
| Secondary products and miscellaneous receipts..... | | 333241-SM | | | | | | |
| Miscellaneous receipts..... | | 333241-M | 12/83 | 210.9 | 211.1 | 210.9 | 1.2 | -0.1 |
| Secondary products..... | | 333241-S | 12/83 | 290.4 | 290.0 | 292.8 | 1.1 | 1.0 |
| Semiconductor machinery mfg..... | 333242 | | 12/03 | 89.5 | 88.9 | 88.9 | -0.9 | 0.0 |
| Primary products..... | | 333242-P | 12/03 | 87.7 | 87.0 | 87.1 | -0.9 | 0.1 |
| Semiconductor machinery and parts..... | | 333242-0 | 06/87 | 112.8 | 112.0 | 112.0 | -1.0 | 0.0 |
| Secondary products and miscellaneous receipts..... | | 333242-SM | | | | | | |
| Miscellaneous receipts..... | | 333242-M | 12/03 | 109.8 | 110.3 | 110.3 | 1.5 | 0.0 |
| Sawmill, woodworking and paper machinery mfg..... | 333243 | | 12/11 | 121.9 | 122.9 | 123.5 | 3.3 | 0.5 |
| Primary products..... | | 333243-P | 12/11 | 121.4 | 122.4 | 123.1 | 3.3 | 0.6 |
| Sawmill and woodworking machinery..... | | 333243-A | 12/80 | 284.2 | 290.1 | 292.0 | 8.7 | 0.7 |
| Sawmill and woodworking machinery, excluding parts & attachments..... | | 333243-A3 | 06/12 | 141.5 | 144.0 | 144.9 | 9.5 | 0.6 |
| Parts, attachments & accessories for sawmill & woodworking machinery..... | | 333243-A4 | 06/12 | 147.2 | 152.3 | 153.6 | - | 0.9 |
| Paper industry machinery..... | | 333243-B | 06/82 | 238.1 | 239.2 | 240.3 | 1.8 | 0.5 |
| Paper industry machinery, excluding parts & attachments..... | | 333243-B1 | 12/03 | 129.0 | 129.1 | 129.8 | 1.7 | 0.5 |
| Parts and attachments for paper industry machinery..... | | 333243-B2 | 06/82 | 230.3 | 232.3 | 233.3 | 1.8 | 0.4 |
| Secondary and miscellaneous receipts..... | | 333243-SM | | | | | | |
| Printing machinery and equipment mfg..... | 333244 | | 12/82 | 174.4 | 175.3 | 175.7 | 0.7 | 0.2 |
| Primary products..... | | 333244-P | 12/82 | 165.8 | 166.6 | 167.1 | 0.6 | 0.3 |
| All other miscellaneous printing trades machinery, including parts..... | | 333244-A | 12/88 | 126.0 | 126.9 | 127.4 | 0.9 | 0.4 |
| Other printing machinery and equipment, including pre-press preparation and typesetting..... | | 333244-A7 | 06/01 | 90.1 | 90.6 | 91.7 | 0.7 | 1.2 |
| Parts, attachments, and accessories for printing trades machinery..... | | 333244-A8 | 06/01 | 123.6 | 124.7 | 124.7 | 1.0 | 0.0 |
| Secondary products and miscellaneous receipts..... | | 333244-SM | | | | | | |
| Miscellaneous receipts..... | | 333244-M | 12/82 | 241.9 | 243.2 | 243.0 | 1.7 | -0.1 |
| Secondary products..... | | 333244-S | 12/82 | 174.2 | 175.9 | 175.6 | 1.2 | -0.2 |
| Other industrial machinery mfg..... | 333249 | | 12/11 | 120.7 | 137.6 | 143.0 | 26.0 | 3.9 |
| Primary products..... | | 333249-P | 12/11 | 121.0 | 139.9 | 146.0 | 29.4 | 4.4 |
| Plastics-working machinery and equipment and parts, excluding patterns and molds..... | | 333249-1 | 12/81 | 228.6 | 228.8 | 229.5 | 1.0 | 0.3 |
| Parts for plastics-working machinery..... | | 333249-14 | 12/08 | 103.2 | 103.2 | 103.2 | -4.8 | 0.0 |
| Plastics-working machinery and equipment, excluding patterns, molds, and parts sold separately..... | | 333249-19 | 12/08 | 117.4 | 117.6 | 118.0 | 2.3 | 0.3 |
| Textile machinery (except parts, attachments, and accessories)..... | | 333249-5 | 12/80 | 198.0 | 198.3 | 198.4 | 0.2 | 0.1 |
| Parts and attachments for textile machinery..... | | 333249-7 | 12/80 | 225.7 | 227.6 | 227.5 | 0.8 | 0.0 |
| All other industrial machinery..... | | 333249-8 | 12/03 | 151.1 | 183.6 | 194.0 | 41.4 | 5.7 |
| Secondary products and miscellaneous receipts..... | | 333249-SM | | | | | | |
| Miscellaneous receipts..... | | 333249-M | 12/11 | 118.5 | 120.6 | 120.6 | 2.1 | 0.0 |
| Commercial and service industry machinery..... | 3333 | | 12/03 | 128.2 | 129.8 | 133.5 | 4.6 | 2.9 |
| Commercial and service industry machinery..... | 33331 | | 12/03 | 128.2 | 129.8 | 133.5 | 4.6 | 2.9 |
| Optical instrument and lens mfg..... | 333314 | | 06/91 | 117.6 | 117.6 | 117.6 | 0.2 | 0.0 |
| Primary products..... | | 333314-P | 06/91 | 117.9 | 117.9 | 117.9 | 0.2 | 0.0 |
| All other miscellaneous optical instruments and lenses (including binoculars and astronomical)..... | | 333314-3 | 12/98 | 112.5 | 112.5 | 112.5 | 0.4 | 0.0 |
| Secondary products and miscellaneous receipts..... | | 333314-SM | | | | | | |
| Photographic and photocopying equipment mfg..... | 333316 | | 12/03 | 110.5 | 113.3 | 113.3 | 2.5 | 0.0 |
| Primary products..... | | 333316-P | 12/03 | 118.1 | 121.2 | 121.2 | 2.6 | 0.0 |
| Motion picture & other photographic equipment, n.e.c..... | | 333316-4 | 06/07 | 123.0 | 126.2 | 126.2 | 2.6 | 0.0 |
| Secondary products and miscellaneous receipts..... | | 333316-SM | | | | | | |
| Other commercial and service industry machinery mfg..... | 333318 | | 12/11 | 114.5 | 116.1 | 120.5 | 5.9 | 3.8 |
| Primary products..... | | 333318-P | 12/11 | 114.2 | 115.9 | 120.8 | 6.4 | 4.2 |
| Commercial cooking and food warming equipment..... | | 333318-A | 06/82 | 308.2 | 311.5 | 349.4 | 13.1 | 12.2 |
| Commercial non electric cooking and food warming equipment, excluding parts and accessories..... | | 333318-A1 | 06/07 | 137.3 | 139.1 | 161.5 | 17.0 | 16.1 |
| Commercial electric cooking and food warming equipment, excluding parts and accessories..... | | 333318-A2 | 06/07 | 129.8 | 131.1 | 141.7 | 9.3 | 8.1 |
| Parts and accessories for commercial cooking and food warming equipment. | | 333318-A3 | 06/07 | 129.3 | 129.3 | 133.9 | 3.6 | 3.6 |

See footnotes at end of table.

Table 11. Producer price indexes for the net output of selected industries and their products, not seasonally adjusted — Continued

| Industry and product ¹ | Industry code | Product code | Index base | Index | | | Percent change to July 2021 from: | |
|---|---------------|--------------|------------|------------------------|------------------------|------------------------|-----------------------------------|-----------|
| | | | | Mar. 2021 ² | June 2021 ² | July 2021 ² | July 2020 | June 2021 |
| Other commercial and service industry machinery mfg - Continued | | | | | | | | |
| Electronic teaching machines, teaching aids, etc., including kits..... | | 333318-H | 09/16 | 102.1 | 102.1 | 102.1 | 0.1 | 0.0 |
| Miscellaneous machinery products..... | | 333318-J | 09/16 | 110.6 | 113.1 | 115.9 | 6.2 | 2.5 |
| Other service industry equipment..... | | 333318-J4 | 09/16 | 109.6 | 112.4 | 115.3 | 6.5 | 2.6 |
| Commercial and industrial floor and carpet cleaning machines, excluding vacuum cleaners..... | | 333318-J5 | 09/16 | 117.5 | 117.7 | 119.8 | 3.9 | 1.8 |
| All other parts and attachments for service industry equipment..... | | 333318-J6 | 06/07 | 118.7 | — | — | — | — |
| Automatic merchandising and currency counting machines..... | | 333318-1 | 06/82 | 148.2 | — | — | — | — |
| Office machinery, including mailing, letter handling, and addressing machines and parts..... | | 333318-3 | 06/85 | 116.9 | — | — | — | — |
| Commercial laundry and drycleaning machinery..... | | 333318-5 | 12/82 | 272.5 | 275.5 | 278.3 | 3.0 | 1.0 |
| Secondary products and miscellaneous receipts..... | | 333318-SM | | | | | | |
| Miscellaneous receipts..... | | 333318-M | 12/11 | 109.8 | 110.2 | 110.6 | 0.9 | 0.4 |
| Secondary products..... | | 333318-S | 12/11 | 121.1 | 123.7 | 125.8 | 5.7 | 1.7 |
| HVAC and commercial refrigeration equipment..... | 3334 | | 12/03 | 162.8 | 168.0 | 170.3 | 8.1 | 1.4 |
| HVAC and commercial refrigeration equipment..... | 33341 | | 12/03 | 162.8 | 168.0 | 170.3 | 8.1 | 1.4 |
| Fan, blower, air purification equipment mfg..... | 333413 | | 12/11 | 123.5 | 125.0 | 129.8 | 6.6 | 3.8 |
| Primary products..... | | 333413-P | 12/11 | 121.6 | 123.0 | 128.1 | 7.0 | 4.1 |
| Air purification equipment..... | | 333413-1 | 12/03 | 143.5 | 145.2 | 146.2 | 2.9 | 0.7 |
| Dust collection and other air purification equipment for industrial gas cleaning systems..... | | 333413-11 | 12/83 | 208.6 | 210.9 | 210.4 | 1.2 | -0.2 |
| Dust collection and other air purification equipment for cleaning incoming air..... | | 333413-13 | 12/83 | 206.7 | 209.7 | 212.9 | 4.6 | 1.5 |
| Air filters for air-conditioners and furnaces, etc. of 2400 CFM or less, except parts..... | | 333413-131 | 06/09 | 132.7 | 133.9 | 136.0 | 4.4 | 1.6 |
| Other dust collection and air purification equipment, except parts..... | | 333413-132 | 06/09 | 123.3 | 125.3 | 125.3 | 2.3 | 0.0 |
| Parts for dust collection and air purification equipment..... | | 333413-133 | 06/09 | 119.0 | 122.1 | 125.5 | 7.4 | 2.8 |
| Industrial and commercial fans and blowers..... | | 333413-2 | 12/03 | 172.2 | 174.1 | 192.7 | 14.8 | 10.7 |
| Centrifugal blower filter units, and classes I-IV centrifugal fans, except parts..... | | 333413-22 | 06/09 | 142.8 | 144.2 | 153.8 | 10.0 | 6.7 |
| Other centrifugal fans and blowers, except parts..... | | 333413-23 | 06/09 | 139.6 | 139.8 | 153.8 | 15.1 | 10.0 |
| Axial fans and industrial propeller fans, except parts..... | | 333413-27 | 06/09 | 119.2 | — | — | — | — |
| Power roof ventilators, except parts..... | | 333413-28 | 06/09 | 119.0 | 120.5 | — | — | — |
| Parts and accessories for fans and blowers..... | | 333413-29 | 06/09 | 126.1 | 133.6 | 142.5 | 16.3 | 6.7 |
| Secondary products and miscellaneous receipts..... | | 333413-SM | | | | | | |
| Secondary products..... | | 333413-S | 12/11 | 117.9 | 130.2 | 131.1 | 11.2 | 0.7 |
| Heating equipment (except warm air furnaces) mfg..... | 333414 | | 06/80 | 331.1 | 341.8 | 346.6 | 6.9 | 1.4 |
| Primary products..... | | 333414-P | 06/80 | 319.8 | 326.8 | 332.4 | 5.7 | 1.7 |
| Other heating equipment, except electric (incl. parts for nonelectric equipment & oil burners)..... | | 333414-D | 06/99 | 167.4 | 171.3 | 173.7 | 6.6 | 1.4 |
| Cast iron heating boilers, radiators, and convectors (except parts)..... | | 333414-1 | 06/99 | 196.5 | 198.6 | 209.2 | 7.6 | 5.3 |
| Domestic heating stoves (except electric and parts)..... | | 333414-3 | 06/80 | 248.5 | 255.4 | 258.6 | 4.9 | 1.3 |
| Floor and wall furnaces, unit heaters, infrared heaters, and mechanical stokers..... | | 333414-7 | 06/99 | 162.5 | 164.7 | 166.1 | 2.3 | 0.9 |
| Secondary products and miscellaneous receipts..... | | 333414-SM | | | | | | |
| Secondary products..... | | 333414-S | 06/80 | 338.2 | 357.2 | 342.2 | 2.1 | -4.2 |
| Air-conditioning, refrigeration, and forced air heating equipment mfg..... | 333415 | | 12/82 | 215.0 | 222.6 | 224.6 | 8.6 | 0.9 |
| Primary products..... | | 333415-P | 12/82 | 216.3 | 224.2 | 226.1 | 9.1 | 0.8 |
| Warm air furnaces, including duct furnaces and humidifiers, and electric comfort heating..... | | 333415-C | 12/89 | 175.4 | 183.7 | 184.9 | 10.0 | 0.7 |
| Parts and accessories for air conditioning and heat transfer equipment..... | | 333415-D | 12/89 | 202.5 | 213.8 | 216.1 | 16.0 | 1.1 |
| Unitary air-conditioners, except air source heat pumps..... | | 333415-E | 12/82 | 203.3 | 205.5 | 207.1 | 7.4 | 0.8 |
| Heat pumps..... | | 333415-H | 12/09 | 123.7 | 123.7 | 125.4 | 4.0 | 1.4 |
| Heat transfer equipment (except elec dehumidifiers), mechanically refrigerated, self-contained..... | | 333415-2 | 12/03 | 177.1 | 185.4 | 187.3 | 8.8 | 1.0 |
| Commercial refrigerators and related equipment..... | | 333415-3 | 12/82 | 255.1 | 271.1 | 273.2 | 11.0 | 0.8 |
| Refrigeration condensing units, all refrigerants, except ammonia (complete)..... | | 333415-5 | 12/82 | 280.6 | 288.7 | 288.2 | 17.8 | -0.2 |
| All other miscellaneous refrigeration and air-conditioning equipment..... | | 333415-9 | 12/89 | 186.3 | 202.2 | 200.6 | 8.5 | -0.8 |
| Secondary products and miscellaneous receipts..... | | 333415-SM | | | | | | |
| Secondary products..... | | 333415-S | 12/82 | 160.7 | 169.7 | 176.3 | 13.9 | 3.9 |
| Metalworking machinery manufacturing..... | 3335 | | 12/03 | 124.4 | 125.6 | 126.3 | 2.5 | 0.6 |
| Metalworking machinery manufacturing..... | 33351 | | 12/03 | 124.3 | 125.6 | 126.2 | 2.4 | 0.5 |
| Industrial mold mfg..... | 333511 | | 12/03 | 104.4 | 105.6 | 106.4 | 3.4 | 0.8 |
| Primary products..... | | 333511-P | 12/03 | 103.9 | 104.8 | 105.8 | 3.3 | 1.0 |
| Industrial molds and mold boxes..... | | 333511-0 | 06/81 | 127.8 | 129.0 | 130.2 | 3.3 | 0.9 |
| Industrial injection-type molds made of metal for plastics..... | | 333511-05 | 12/09 | 109.6 | 110.7 | 111.4 | 1.9 | 0.6 |
| Other industrial molds and mold boxes..... | | 333511-06 | 12/09 | 95.7 | 96.6 | 97.7 | 4.3 | 1.1 |
| Secondary products and miscellaneous receipts..... | | 333511-SM | | | | | | |
| Secondary products..... | | 333511-S | 12/03 | 112.7 | — | — | — | — |
| Special tool, die, jig, and fixture mfg..... | 333514 | | 12/03 | 115.8 | 118.0 | 118.6 | 3.3 | 0.5 |

See footnotes at end of table.

Table 11. Producer price indexes for the net output of selected industries and their products, not seasonally adjusted — Continued

| Industry and product ¹ | Industry code | Product code | Index base | Index | | | Percent change to July 2021 from: | |
|--|---------------|--------------|------------|------------------------|------------------------|------------------------|-----------------------------------|-----------|
| | | | | Mar. 2021 ² | June 2021 ² | July 2021 ² | July 2020 | June 2021 |
| Special tool, die, jig, and fixture mfg - Continued | | | | | | | | |
| Primary products..... | | 333514-P | 06/81 | 191.6 | 195.0 | 196.2 | 3.4 | 0.6 |
| Special dies, tools, jigs, and fixtures..... | | 333514-0 | 06/81 | 191.6 | 195.0 | 196.2 | 3.4 | 0.6 |
| Jigs and fixtures, including parts..... | | 333514-0A | 06/81 | 282.7 | 293.7 | 298.6 | 7.5 | 1.7 |
| Metalworking die and die sets..... | | 333514-0B | 12/02 | 112.1 | 113.0 | 113.4 | 1.6 | 0.4 |
| Standard punches, industrial prototypes, die parts & other special tooling for dies..... | | 333514-0C | 06/94 | 136.0 | 137.1 | 136.7 | 1.1 | -0.3 |
| Secondary products and miscellaneous receipts..... | | 333514-SM | | | | | | |
| Miscellaneous receipts..... | | 333514-M | 12/03 | 93.7 | 99.0 | 99.0 | 6.1 | 0.0 |
| Secondary products..... | | 333514-S | 12/03 | 105.5 | 106.0 | 106.3 | 1.1 | 0.3 |
| Cutting tool and machine tool accessory mfg..... | | | | | | | | |
| Primary products..... | 333515 | | 06/83 | 195.6 | 196.3 | 196.6 | 0.5 | 0.2 |
| Cutting tools for machine tools and metalworking machinery..... | | 333515-P | 06/83 | 190.5 | 191.2 | 191.5 | 0.5 | 0.2 |
| Cutting tools for machine tools and metalworking machinery..... | | 333515-4 | 06/83 | 182.0 | 182.7 | 182.6 | 0.1 | -0.1 |
| Other cutting tools for machine tools, excluding tips and blanks..... | | 333515-41 | 12/00 | 132.7 | 133.1 | 133.0 | -0.3 | -0.1 |
| End mills and milling cutters..... | | 333515-44 | 06/83 | 208.9 | 208.7 | 208.6 | 0.5 | 0.0 |
| Threading tools, including blanks, tips and inserts..... | | 333515-45 | 06/07 | 109.9 | 110.5 | 110.5 | -0.1 | 0.0 |
| Carbon and high-speed steel shank, solid, tipped carbide twist drills for machine tools..... | | 333515-48 | 12/11 | 113.3 | 115.2 | 114.7 | 0.6 | -0.4 |
| Taps, carbide indexable, and throwaway inserts for machine tools..... | | 333515-49 | 12/11 | 122.2 | 122.8 | 123.2 | 1.7 | 0.3 |
| Other attachments and accessories for machine tools and metalworking machinery..... | | 333515-5 | 06/83 | 214.0 | 214.4 | 217.3 | 2.6 | 1.4 |
| Secondary products and miscellaneous receipts..... | | 333515-SM | | | | | | |
| Secondary products..... | | 333515-S | 06/83 | 201.5 | 202.8 | 205.0 | 1.8 | 1.1 |
| Machine tool mfg..... | | | | | | | | |
| Primary products..... | 333517 | | 12/11 | 117.1 | 118.1 | 118.7 | 2.9 | 0.5 |
| Metal cutting machine tools..... | | 333517-P | 12/11 | 116.4 | 117.3 | 117.8 | 2.9 | 0.4 |
| Metal grinding, polishing, buffing, honing, & lapping machines..... | | 333517-2 | 06/83 | 202.5 | 203.9 | 205.1 | 3.1 | 0.6 |
| Parts for metal cutting machine tools (sold separately) & rebuilt machine tools..... | | 333517-22 | 06/83 | 325.3 | 330.8 | 329.2 | 2.7 | -0.5 |
| Metal machining centers (multifunction numerically controlled machines)..... | | 333517-26 | 06/83 | 166.2 | 170.1 | 173.6 | 6.0 | 2.1 |
| Other metal cutting machine tools..... | | 333517-27 | 06/83 | 186.6 | 186.6 | 186.6 | 2.6 | 0.0 |
| Other metal cutting machine tools..... | | 333517-2B | 12/09 | 117.4 | 117.7 | 118.5 | 2.4 | 0.7 |
| Metal forming machine tools..... | | 333517-3 | 06/81 | 266.5 | 269.1 | 269.1 | 2.3 | 0.0 |
| Metal punching and shearing (power & manual), and bending and forming machines (power only)..... | | 333517-31 | 06/81 | 219.2 | 219.2 | 219.2 | 3.3 | 0.0 |
| Other metal forming machine tools, including forging and die-stamping machines (except presses)..... | | 333517-35 | 06/81 | 316.2 | 326.9 | 326.9 | 3.4 | 0.0 |
| Parts for metal forming machine tools (sold separately) and rebuilt metal forming machine tools..... | | 333517-37 | 06/81 | 266.8 | 267.9 | 267.9 | 1.1 | 0.0 |
| Secondary products and miscellaneous receipts..... | | 333517-SM | | | | | | |
| Miscellaneous receipts..... | | 333517-M | 12/11 | 122.0 | 122.9 | 124.1 | 2.4 | 1.0 |
| Secondary products..... | | 333517-S | 12/11 | 115.9 | 118.5 | 120.2 | 4.6 | 1.4 |
| Rolling mill and other metalworking machinery mfg..... | | | | | | | | |
| Primary products..... | 333519 | | 12/11 | 110.6 | 111.0 | 111.5 | 1.5 | 0.5 |
| Assembly machines and other metalworking machinery..... | | 333519-P | 12/11 | 110.7 | 111.1 | 111.2 | 1.1 | 0.1 |
| Assembly machines..... | | 333519-8 | 06/83 | 220.8 | - | - | - | - |
| Other metalworking machinery, excluding handheld & ultrasonic..... | | 333519-81 | 06/83 | 186.4 | 186.4 | - | - | - |
| Other metalworking machinery, excluding handheld & ultrasonic..... | | 333519-83 | 06/83 | 293.4 | 296.7 | 298.1 | 4.4 | 0.5 |
| Secondary products and miscellaneous receipts..... | | 333519-SM | | | | | | |
| Miscellaneous receipts..... | | 333519-M | 12/11 | 124.5 | 124.7 | 128.6 | 4.6 | 3.1 |
| Turbine and power transmission equipment mfg..... | | | | | | | | |
| Primary products..... | 3336 | | 12/84 | 193.9 | 195.6 | 196.5 | 2.1 | 0.5 |
| Turbine and power transmission equipment mfg..... | 33361 | | 12/84 | 193.9 | 195.6 | 196.5 | 2.1 | 0.5 |
| Turbine and turbine generator set units mfg..... | 333611 | | 06/82 | 232.1 | 234.3 | 234.6 | 2.1 | 0.1 |
| Primary products..... | | 333611-P | 06/82 | 231.5 | 233.6 | 233.8 | 2.0 | 0.1 |
| Turbines and turbine generator sets..... | | 333611-0 | 06/11 | 107.6 | 108.6 | 108.7 | 2.1 | 0.1 |
| Steam, gas, and other turbines and turbine generators..... | | 333611-05 | 12/03 | 148.9 | 148.5 | 148.7 | 0.3 | 0.1 |
| Speed changer, drive, and gear mfg..... | | | | | | | | |
| Primary products..... | 333612 | | 12/83 | 303.2 | 309.6 | 313.8 | 5.3 | 1.4 |
| Gears, pinions, racks, and worms, sold separately..... | | 333612-P | 12/83 | 282.3 | 288.2 | 290.9 | 4.6 | 0.9 |
| Speed changers, industrial high speed drives, and parts other than loose gearing..... | | 333612-3 | 12/83 | 204.5 | - | - | - | - |
| Speed changers, industrial high speed drives, and parts other than loose gearing..... | | 333612-7 | 12/03 | 175.6 | 177.2 | 179.7 | 3.8 | 1.4 |
| Secondary products and miscellaneous receipts..... | | 333612-SM | | | | | | |
| Miscellaneous receipts..... | | 333612-M | 07/84 | 376.4 | 393.6 | 396.0 | 8.8 | 0.6 |
| Secondary products..... | | 333612-S | 12/83 | 464.4 | 464.3 | 503.8 | 11.5 | 8.5 |
| Mechanical power transmission equipment mfg..... | | | | | | | | |
| Primary products..... | 333613 | | 12/84 | 278.2 | 285.8 | 292.1 | 6.2 | 2.2 |
| Plain bearings and bushings..... | | 333613-P | 12/84 | 269.2 | 276.7 | 283.3 | 6.3 | 2.4 |
| Mechanical power transmission equipment, except speed changers, drives, & gears..... | | 333613-1 | 12/84 | 169.3 | - | - | - | - |
| Mechanical power transmission equipment, except speed changers, drives, & gears..... | | 333613-3 | 12/84 | 297.1 | 300.7 | 305.3 | 4.2 | 1.5 |
| Secondary products and miscellaneous receipts..... | | 333613-SM | | | | | | |

See footnotes at end of table.

Table 11. Producer price indexes for the net output of selected industries and their products, not seasonally adjusted — Continued

| Industry and product ¹ | Industry code | Product code | Index base | Index | | | Percent change to July 2021 from: | |
|--|---------------|--------------|------------|------------------------|------------------------|------------------------|-----------------------------------|-----------|
| | | | | Mar. 2021 ² | June 2021 ² | July 2021 ² | July 2020 | June 2021 |
| Mechanical power transmission equipment mfg - Continued | | | | | | | | |
| Miscellaneous receipts..... | | 333613-M | 02/85 | 408.3 | — | — | — | — |
| Other engine equipment mfg..... | 333618 | | 12/82 | 167.9 | 168.5 | 169.0 | 0.8 | 0.3 |
| Primary products..... | | 333618-P | 12/82 | 168.6 | 169.2 | 169.4 | 0.7 | 0.1 |
| Parts & accessories for internal combustion engines, ex. aircraft & gasoline automotive engines..... | | 333618-F | 12/82 | 210.8 | 212.4 | 213.6 | 2.4 | 0.6 |
| Diesel, semidiesel, and dual-fuel engines (except automotive)..... | | 333618-3 | 12/82 | 181.9 | 182.0 | 182.0 | 0.4 | 0.0 |
| Diesel, semidiesel, and dual-fuel engines for automobiles, trucks, and buses..... | | 333618-5 | 12/82 | 150.8 | 150.9 | 150.9 | -0.1 | 0.0 |
| Secondary products and miscellaneous receipts..... | | 333618-SM | | | | | | |
| Secondary products..... | | 333618-S | 12/82 | 154.3 | 154.5 | 156.0 | 1.1 | 1.0 |
| Other general purpose machinery manufacturing..... | 3339 | | 12/03 | 159.7 | 163.5 | 165.8 | 5.7 | 1.4 |
| Pump and compressor manufacturing..... | 33391 | | 12/03 | 163.5 | 166.2 | 169.4 | 5.0 | 1.9 |
| Air and gas compressor mfg..... | 333912 | | 06/84 | 250.4 | 256.4 | 263.7 | 6.0 | 2.8 |
| Primary products..... | | 333912-P | 06/84 | 254.5 | 260.7 | 269.1 | 6.5 | 3.2 |
| Air and gas compressors and vacuum pumps..... | | 333912-1 | 06/84 | 263.8 | 272.3 | 280.9 | 7.1 | 3.2 |
| Air & gas compressors, ex. compressors for ice making, refrigeration, or a/c equipment..... | | 333912-16 | 06/05 | 170.7 | 176.2 | 180.5 | 6.3 | 2.4 |
| Parts & attachments for air & gas compressors, ex. refrigeration, ice making, & a/c..... | | 333912-6 | 06/84 | 265.7 | 265.7 | — | — | — |
| Industrial spraying equipment..... | | 333912-7 | 06/84 | 192.8 | 192.8 | 192.8 | — | 0.0 |
| Secondary products and miscellaneous receipts..... | | 333912-SM | | | | | | |
| Miscellaneous receipts..... | | 333912-M | 11/86 | 197.2 | 199.9 | 199.9 | 1.8 | 0.0 |
| Measuring, dispensing, and other pumping equipment mfg..... | 333914 | | 12/83 | 280.8 | 284.2 | 288.0 | 4.3 | 1.3 |
| Primary products..... | | 333914-P | 12/83 | 281.7 | 285.2 | 289.1 | 4.4 | 1.4 |
| Pumps and pumping equipment, excluding measuring and dispensing pumps..... | | 333914-1 | 12/09 | 121.7 | 123.5 | 125.4 | 4.8 | 1.5 |
| Pumps and pumping equipment, complete, excluding measuring and dispensing pumps..... | | 333914-11 | 12/09 | 122.0 | 123.1 | 125.3 | 4.7 | 1.8 |
| Domestic water systems..... | | 333914-111 | 12/83 | 264.4 | 264.4 | 265.4 | 4.1 | 0.4 |
| Industrial pumps, excluding hydraulic fluid power pumps, automatic circulating pumps, etc..... | | 333914-114 | 12/83 | 283.3 | 286.8 | 293.3 | 6.3 | 2.3 |
| Other pumps, except automotive circulating pumps, and measuring and dispensing pumps..... | | 333914-115 | 12/01 | 185.3 | 187.4 | 193.5 | 5.0 | 3.3 |
| Parts and attachments for pumps and pumping equipment, excluding measuring and dispensing..... | | 333914-15 | 12/83 | 352.9 | 367.5 | 368.0 | 5.7 | 0.1 |
| Measuring and dispensing pumps and parts and attachments..... | | 333914-3 | 12/03 | 168.5 | — | — | — | — |
| Secondary products and miscellaneous receipts..... | | 333914-SM | | | | | | |
| Miscellaneous receipts..... | | 333914-M | 12/17 | 102.4 | 103.5 | 103.8 | 1.8 | 0.3 |
| Secondary products..... | | 333914-S | 12/17 | 113.3 | 113.5 | 115.7 | 4.5 | 1.9 |
| Material handling equipment manufacturing..... | 33392 | | 12/03 | 165.5 | 170.8 | 173.6 | 7.1 | 1.6 |
| Elevator and moving stairway mfg..... | 333921 | | 06/81 | 186.8 | 191.0 | 191.1 | 3.6 | 0.1 |
| Primary products..... | | 333921-P | 06/81 | 182.6 | 186.6 | 186.5 | 3.7 | -0.1 |
| Elevators and moving stairways..... | | 333921-1 | 06/81 | 176.5 | 178.3 | 178.5 | 3.1 | 0.1 |
| Parts and attachments for elevators and moving stairways (sold separately)..... | | 333921-3 | 06/81 | 224.4 | 238.8 | 237.3 | 5.8 | -0.6 |
| Secondary products and miscellaneous receipts..... | | 333921-SM | | | | | | |
| Conveyor and conveying equipment mfg..... | 333922 | | 06/84 | 226.6 | 231.4 | 236.2 | 4.7 | 2.1 |
| Primary products..... | | 333922-P | 06/84 | 221.4 | 226.7 | 230.8 | 4.9 | 1.8 |
| Unit handling conveyors and conveying systems..... | | 333922-1 | 06/84 | 200.6 | 206.2 | 209.2 | 5.8 | 1.5 |
| Unit handling gravity and trolley conveyors and conveying systems..... | | 333922-12 | 06/09 | 119.9 | 120.7 | 122.9 | 3.9 | 1.8 |
| Unit handling tow, belt, roller, pneumatic, portable, carousel, and other nonbelt conveyors..... | | 333922-14 | 06/09 | 123.6 | 127.7 | 129.4 | 6.3 | 1.3 |
| Parts and accessories for unit handling conveyors and conveying systems, sold separately..... | | 333922-7 | 06/84 | 250.0 | 259.4 | 260.0 | 7.1 | 0.2 |
| Bulk material handling conveyors and conveying systems..... | | 333922-8 | 06/84 | 209.4 | 212.2 | 217.2 | 1.2 | 2.4 |
| Parts and accessories for bulk material handling conveyors and conveying systems..... | | 333922-9 | 06/84 | 361.7 | 370.9 | 382.4 | 10.0 | 3.1 |
| Secondary products and miscellaneous receipts..... | | 333922-SM | | | | | | |
| Miscellaneous receipts..... | | 333922-M | 06/84 | 251.8 | 252.2 | 264.8 | 4.0 | 5.0 |
| Secondary products..... | | 333922-S | 06/84 | 280.8 | 284.5 | 285.3 | 2.0 | 0.3 |
| Overhead cranes, hoists and monorail systems mfg..... | 333923 | | 12/03 | 174.8 | 180.6 | 184.9 | 8.3 | 2.4 |
| Primary products..... | | 333923-P | 12/03 | 176.0 | 182.1 | 186.5 | 8.7 | 2.4 |
| Hoists and parts and attachments for hoists (sold separately)..... | | 333923-1 | 12/84 | 259.7 | 267.4 | 267.4 | 4.9 | 0.0 |
| Overhead traveling cranes and monorail systems, including parts and attachments sold separately..... | | 333923-3 | 12/84 | 255.0 | 258.2 | 267.8 | 9.8 | 3.7 |
| Winches, aerial work platforms, and automotive wrecker hoists, including parts and attachments..... | | 333923-7 | 12/03 | 179.3 | 186.3 | 190.8 | 9.0 | 2.4 |
| Secondary products and miscellaneous receipts..... | | 333923-SM | | | | | | |
| Miscellaneous receipts..... | | 333923-M | 12/03 | 162.3 | — | — | — | — |
| Secondary products..... | | 333923-S | 12/03 | — | 161.2 | 170.9 | — | 6.0 |

See footnotes at end of table.

Table 11. Producer price indexes for the net output of selected industries and their products, not seasonally adjusted — Continued

| Industry and product ¹ | Industry code | Product code | Index base | Index | | | Percent change to July 2021 from: | |
|---|---------------|--------------|------------|------------------------|------------------------|------------------------|-----------------------------------|-----------|
| | | | | Mar. 2021 ² | June 2021 ² | July 2021 ² | July 2020 | June 2021 |
| Industrial truck, trailer, and stacker mfg. | 333924 | | 12/79 | 266.9 | 277.7 | 280.1 | 8.3 | 0.9 |
| Primary products. | | 333924-P | 12/79 | 270.3 | 279.9 | 282.3 | 7.7 | 0.9 |
| Industrial trucks, tractors, mobile straddle carriers & cranes, & automatic stacking machines. | | 333924-2 | 12/79 | 245.1 | 250.1 | 252.3 | 6.4 | 0.9 |
| Work trucks with lifting & handling equipment, operator riding, electric, self-propelled. | | 333924-21 | 06/02 | 178.8 | 180.6 | 181.2 | 4.0 | 0.3 |
| Work trucks, not fitted with lifting and handling equipment. | | 333924-25 | 06/02 | 163.4 | 171.2 | 173.4 | 8.2 | 1.3 |
| Bulk powered material moving equipment, dock boards and metal pallets and skids. | | 333924-26 | 06/02 | 163.1 | 177.4 | 183.0 | 13.2 | 3.2 |
| Other work trucks with lifting & handling equipment, non-riding electric or any non-electric. | | 333924-27 | 06/02 | 168.6 | 168.7 | 169.7 | 6.3 | 0.6 |
| Parts and attachments for industrial trucks and tractors (sold separately). | | 333924-3 | 12/86 | 280.2 | 315.6 | 318.4 | 15.8 | 0.9 |
| Secondary products and miscellaneous receipts. | | 333924-SM | | | | | | |
| Secondary products. | | 333924-S | 12/79 | 422.3 | 446.7 | 482.9 | 21.0 | 8.1 |
| All other general purpose machinery mfg. | 333999 | | 12/03 | 152.7 | 156.2 | 157.5 | 5.2 | 0.8 |
| Power-driven handtool mfg. | 333991 | | 12/80 | 217.9 | 219.3 | 218.9 | 4.6 | -0.2 |
| Primary products. | | 333991-P | 12/80 | 209.8 | 211.3 | 210.8 | 5.1 | -0.2 |
| Power-driven handtools, pneumatic, hydraulic, and powder-actuated. | | 333991-6 | 12/80 | 297.2 | 300.3 | 298.5 | 4.3 | -0.6 |
| Power-driven handtools, electric (except battery powered), including parts. | | 333991-9 | 12/04 | 119.0 | 119.3 | 119.7 | 4.2 | 0.3 |
| Secondary products and miscellaneous receipts. | | 333991-SM | | | | | | |
| Miscellaneous receipts. | | 333991-M | 06/86 | 187.7 | 187.7 | — | — | — |
| Welding and soldering equipment mfg. | 333992 | | 12/84 | 295.7 | 308.5 | 313.2 | 8.4 | 1.5 |
| Primary products. | | 333992-P | 12/84 | 308.8 | 322.6 | 327.8 | 8.8 | 1.6 |
| Other welding equipment, components, and accessories (excluding arc, resistance, and gas). | | 333992-A | 06/90 | 156.2 | 161.9 | 164.7 | 6.0 | 1.7 |
| Arc welding machines, components, and accessories, excluding electrodes and stud welding equip. | | 333992-1 | 12/84 | 296.1 | 319.1 | 330.0 | 13.4 | 3.4 |
| Resistance welders, components, accessories, and electrodes. | | 333992-7 | 12/84 | 231.8 | 235.6 | — | — | — |
| Gas welding and cutting equipment, parts, attachments, and accessories. | | 333992-9 | 06/83 | 234.0 | 235.4 | 235.4 | 4.5 | 0.0 |
| Secondary products and miscellaneous receipts. | | 333992-SM | | | | | | |
| Miscellaneous receipts. | | 333992-M | 12/84 | 221.0 | 224.8 | 226.0 | 3.3 | 0.5 |
| Packaging machinery mfg. | 333993 | | 12/88 | 217.2 | 221.0 | 220.7 | 3.7 | -0.1 |
| Primary products. | | 333993-P | 12/88 | 220.1 | 225.3 | 224.9 | 4.1 | -0.2 |
| Packing, packaging, and bottling machinery, excluding parts. | | 333993-1 | 12/88 | 213.9 | 217.1 | 216.5 | 1.9 | -0.3 |
| Parts for packing, packaging, and bottling machinery. | | 333993-5 | 12/88 | 256.8 | 267.8 | 267.8 | 9.0 | 0.0 |
| Secondary products and miscellaneous receipts. | | 333993-SM | | | | | | |
| Miscellaneous receipts. | | 333993-M | 12/88 | 182.9 | 176.0 | 176.0 | 3.1 | 0.0 |
| Industrial process furnace and oven mfg. | 333994 | | 06/81 | 244.6 | 252.2 | 255.5 | 6.2 | 1.3 |
| Primary products. | | 333994-P | 06/81 | 240.1 | 246.9 | 251.7 | 6.7 | 1.9 |
| Industrial process furnaces & ovens, & industrial electrical heating equipment. | | 333994-0 | 12/04 | 140.6 | 144.6 | 147.4 | 6.7 | 1.9 |
| Industrial process furnaces & ovens, & industrial electrical heating equipment, except parts. | | 333994-0A | 06/11 | 119.7 | 122.7 | 123.0 | 4.5 | 0.2 |
| Parts and attachments for industrial process furnaces and ovens. | | 333994-0B | 06/11 | 112.2 | 116.6 | 124.9 | — | 7.1 |
| Secondary products and miscellaneous receipts. | | 333994-SM | | | | | | |
| Miscellaneous receipts. | | 333994-M | 12/86 | 171.2 | 182.2 | 182.9 | 8.0 | 0.4 |
| Fluid power cylinder and actuator mfg. | 333995 | | 06/90 | 213.9 | 222.7 | 224.6 | 5.3 | 0.9 |
| Primary products. | | 333995-P | 06/90 | 211.5 | 220.9 | 223.0 | 5.7 | 1.0 |
| Nonaerospace-type hydraulic & all aerospace fluid power cylinders & actuators, linear & rotary. | | 333995-2 | 06/90 | 202.2 | 213.4 | 215.8 | 6.8 | 1.1 |
| Nonaerospace-type pneumatic fluid power cylinders & actuators, linear & rotary. | | 333995-3 | 06/90 | 194.9 | 194.9 | 196.3 | 0.7 | 0.7 |
| Parts for hydraulic & pneumatic fluid power cylinders & actuators, incl accumulators & cushions. | | 333995-8 | 06/90 | 228.0 | 232.6 | 232.6 | 3.7 | 0.0 |
| Secondary products and miscellaneous receipts. | | 333995-SM | | | | | | |
| Fluid power pump and motor mfg. | 333996 | | 06/90 | 196.9 | 200.2 | 200.5 | 2.5 | 0.1 |
| Primary products. | | 333996-P | 06/90 | 202.5 | 205.4 | 205.7 | 2.3 | 0.1 |
| Nonaerospace-type reciprocating fluid power pumps. | | 333996-1 | 12/97 | 160.8 | 164.4 | 164.9 | 3.1 | 0.3 |
| Nonaerospace-type fluid power motors. | | 333996-5 | 12/97 | 202.6 | 205.6 | 205.7 | 3.3 | 0.0 |
| Parts for fluid power pumps, motors, and hydrostatic transmissions. | | 333996-9 | 12/97 | 154.9 | 158.3 | 158.4 | 1.6 | 0.1 |
| Secondary products and miscellaneous receipts. | | 333996-SM | | | | | | |
| Miscellaneous receipts. | | 333996-M | 06/99 | 154.5 | 162.2 | 162.2 | 5.0 | 0.0 |
| Scale and balance mfg. | 333997 | | 12/80 | 191.0 | 201.1 | 202.6 | 9.0 | 0.7 |
| Primary products. | | 333997-P | 12/80 | 200.1 | 210.2 | 212.0 | 9.1 | 0.9 |
| Retail, commercial, household, and mailing scales and balances. | | 333997-4 | 12/91 | 168.0 | 179.3 | 179.3 | 7.0 | 0.0 |
| Parts, attachments, and accessories for scales and balances. | | 333997-6 | 12/91 | 207.2 | 219.3 | 219.3 | 12.8 | 0.0 |
| Vehicle and industrial scales. | | 333997-7 | 12/91 | 163.2 | 169.8 | 172.7 | 7.7 | 1.7 |
| Motor truck and railroad track scales. | | 333997-71 | 12/10 | 130.9 | 135.2 | 135.9 | 4.1 | 0.5 |
| Industrial scales (including automatic checkweigher and bulkweigher scales). | | 333997-72 | 12/10 | 128.7 | 135.4 | 140.9 | 11.2 | 4.1 |

See footnotes at end of table.

Table 11. Producer price indexes for the net output of selected industries and their products, not seasonally adjusted — Continued

| Industry and product ¹ | Industry code | Product code | Index base | Index | | | Percent change to July 2021 from: | |
|--|---------------|--------------|------------|------------------------|------------------------|------------------------|-----------------------------------|-----------|
| | | | | Mar. 2021 ² | June 2021 ² | July 2021 ² | July 2020 | June 2021 |
| Scale and balance mfg - Continued | | | | | | | | |
| Miscellaneous non-vehicle scales (crane, susp, tank, hopper, meas. devices, lab, bulk conveyor)..... | | 333997-73 | 12/10 | 116.2 | 120.4 | 120.4 | 9.5 | 0.0 |
| Secondary products and miscellaneous receipts..... | | 333997-SM | | | | | | |
| Miscellaneous receipts..... | | 333997-M | 12/80 | 118.5 | 126.8 | 126.8 | 8.3 | 0.0 |
| All other miscellaneous general purpose machinery mfg..... | 333999 | | 12/84 | 244.6 | 247.5 | 250.5 | 4.9 | 1.2 |
| Primary products..... | | 333999-P | 12/84 | 240.0 | 242.6 | 245.1 | 4.8 | 1.0 |
| Filters and strainers, except fluid power..... | | 333999-1 | 12/88 | 227.2 | 233.1 | 236.8 | 6.6 | 1.6 |
| Industrial filters and strainers and reusable media, except fluid power..... | | 333999-11 | 06/07 | 138.8 | 142.7 | 145.5 | 7.2 | 2.0 |
| Nonreusable media for filters and strainers, except fluid power..... | | 333999-12 | 12/88 | 226.4 | 228.8 | 228.8 | 2.8 | 0.0 |
| Parts and accessories for filters and strainers, except fluid power..... | | 333999-13 | 12/88 | 282.5 | 285.8 | 279.2 | 3.3 | -2.3 |
| All other miscellaneous general industrial machinery..... | | 333999-7 | 06/07 | 132.5 | 133.3 | 134.5 | 3.1 | 0.9 |
| Secondary products and miscellaneous receipts..... | | 333999-SM | | | | | | |
| Miscellaneous receipts..... | | 333999-M | 12/84 | 330.2 | 335.6 | 344.6 | 6.1 | 2.7 |
| Secondary products..... | | 333999-S | 12/84 | 216.6 | 220.1 | 223.5 | 4.1 | 1.5 |
| Computer & electronic product mfg..... | 334 | | 12/03 | 90.6 | 91.0 | 91.2 | 0.6 | 0.2 |
| Computer & peripheral equipment mfg..... | 3341 | | 12/06 | 54.5 | 54.9 | 55.2 | 0.2 | 0.5 |
| Computer & peripheral equipment mfg..... | 33411 | | 12/06 | 54.5 | 54.9 | 55.2 | 0.2 | 0.5 |
| Electronic computer manufacturing..... | 334111 | | 12/04 | 28.3 | 28.9 | 29.4 | 0.3 | 1.7 |
| Primary products..... | | 334111-P | 12/04 | 14.3 | 14.7 | 15.0 | -0.7 | 2.0 |
| Host computers, multiusers (mainframes, medium-scale systems, UNIX and PC servers)..... | | 334111-5 | 12/04 | 22.9 | 23.4 | 24.1 | 0.4 | 3.0 |
| Single user computers, microprocessor based, general purpose..... | | 334111-7 | 06/07 | 18.0 | 18.8 | 18.7 | -2.1 | -0.5 |
| Portable computers, laptops, tablets and other single user computers..... | | 334111-72 | 06/07 | 14.9 | 14.9 | 14.8 | -3.9 | -0.7 |
| Personal computers and workstations (excluding portable computers)..... | | 334111-73 | 06/07 | 20.6 | 21.5 | 21.5 | -1.8 | 0.0 |
| Secondary products and miscellaneous receipts..... | | 334111-SM | | | | | | |
| Computer storage device mfg..... | 334112 | | 12/04 | 58.1 | 58.3 | 58.3 | 0.3 | 0.0 |
| Primary products..... | | 334112-P | 12/04 | 47.7 | 47.9 | 47.9 | 0.4 | 0.0 |
| Computer storage devices (except parts, attachments and accessories)..... | | 334112-1 | 12/04 | 47.0 | 47.0 | 47.0 | 0.0 | 0.0 |
| Secondary products and miscellaneous receipts..... | | 334112-SM | | | | | | |
| Computer terminal and other computer peripheral equipment mfg..... | 334118 | | 12/93 | 62.1 | 62.1 | 62.1 | 0.0 | 0.0 |
| Primary products..... | | 334118-P | 12/93 | 61.8 | 61.8 | 61.9 | 0.2 | 0.2 |
| Other computer peripheral equipment and point of sale terminals..... | | 334118-B | 12/93 | 61.9 | 61.9 | 62.0 | 0.2 | 0.2 |
| POS terminals, fund-transfer devices, and all other miscellaneous computer peripheral equipment..... | | 334118-B1 | 12/93 | 40.0 | 40.0 | 40.1 | 0.3 | 0.3 |
| Secondary products and miscellaneous receipts..... | | 334118-SM | | | | | | |
| Communications equipment mfg..... | 3342 | | 12/85 | 93.8 | 93.7 | 94.5 | 0.7 | 0.9 |
| Telephone apparatus mfg..... | 33421 | | 12/03 | 85.5 | 85.2 | 87.3 | 1.5 | 2.5 |
| Telephone apparatus mfg..... | 334210 | | 12/85 | 86.0 | 85.6 | 87.7 | 1.5 | 2.5 |
| Primary products..... | | 334210-P | 12/85 | 85.2 | 84.6 | 87.2 | 1.9 | 3.1 |
| Telephone switching and switchboard equipment..... | | 334210-1 | 12/85 | 105.0 | 105.0 | 105.0 | 0.0 | 0.0 |
| Wireline voice and data network equipment..... | | 334210-7 | 12/00 | 63.4 | 62.6 | 66.1 | 3.4 | 5.6 |
| Secondary products and miscellaneous receipts..... | | 334210-SM | | | | | | |
| Radio/TV broadcast & wireless comm equip mfg..... | 33422 | | 12/03 | 96.4 | 96.3 | 96.3 | -0.2 | 0.0 |
| Broadcast and wireless communications equipment mfg..... | 334220 | | 12/91 | 90.4 | 90.4 | 90.4 | -0.1 | 0.0 |
| Primary products..... | | 334220-P | 12/91 | 87.3 | 87.2 | 87.2 | -0.5 | 0.0 |
| Broadcast, studio, and related electronic equipment..... | | 334220-2 | 12/85 | 117.5 | 117.0 | 117.4 | -0.3 | 0.3 |
| Radio station equipment..... | | 334220-5 | 06/13 | 104.0 | - | - | - | - |
| Other broadcast and wireless communications systems and equipment..... | | 334220-9 | 06/13 | 100.7 | 100.7 | 100.7 | 0.4 | 0.0 |
| Secondary products and miscellaneous receipts..... | | 334220-SM | | | | | | |
| Secondary products..... | | 334220-S | 12/91 | 90.5 | - | - | - | - |
| Other communications equipment mfg..... | 33429 | | 12/03 | 114.4 | 115.0 | 118.0 | 4.6 | 2.6 |
| Other communications equipment mfg..... | 334290 | | 12/91 | 122.7 | 123.3 | 126.6 | 4.6 | 2.7 |
| Primary products..... | | 334290-P | 12/91 | 128.9 | 129.5 | 133.4 | 5.1 | 3.0 |
| Alarm systems, including electric sirens and horns..... | | 334290-1 | 12/85 | 122.9 | - | 130.8 | 7.4 | - |
| Intercommunications systems, incl inductive paging systems, excl telephone & telegraph..... | | 334290-3 | 12/85 | 233.0 | 236.8 | 236.8 | - | 0.0 |
| Secondary products and miscellaneous receipts..... | | 334290-SM | | | | | | |
| Miscellaneous receipts..... | | 334290-M1 | 05/20 | 100.0 | 100.0 | 100.0 | - | 0.0 |
| Secondary products..... | | 334290-S | 12/91 | 142.1 | - | 144.2 | - | - |
| Audio & video equipment mfg..... | 3343 | | 12/03 | 86.0 | 87.4 | 89.9 | 4.5 | 2.9 |
| Audio and video equipment mfg..... | 33431 | | 12/03 | 86.0 | 87.4 | 89.9 | 4.5 | 2.9 |
| Audio and video equipment mfg..... | 334310 | | 03/80 | 62.2 | 63.2 | 65.1 | 4.5 | 3.0 |

See footnotes at end of table.

Table 11. Producer price indexes for the net output of selected industries and their products, not seasonally adjusted — Continued

| Industry and product ¹ | Industry code | Product code | Index base | Index | | | Percent change to July 2021 from: | |
|---|---------------|--------------|------------|------------------------|------------------------|------------------------|-----------------------------------|-----------|
| | | | | Mar. 2021 ² | June 2021 ² | July 2021 ² | July 2020 | June 2021 |
| Audio and video equipment mfg - Continued | | | | | | | | |
| Primary products..... | | 334310-P | 03/80 | 54.5 | 55.5 | 56.5 | 3.7 | 1.8 |
| Speakers and commercial sound equipment..... | | 334310-4 | 03/80 | 150.0 | 153.6 | 155.8 | 3.7 | 1.4 |
| Other consumer audio and video equipment..... | | 334310-5 | 03/80 | 124.0 | 125.2 | 128.2 | 3.6 | 2.4 |
| Secondary products and miscellaneous receipts..... | | 334310-SM | | | | | | |
| Semiconductor and other electronic component mfg..... | 3344 | | 12/84 | 54.3 | 54.7 | 54.5 | -0.4 | -0.4 |
| Semiconductor and other electronic component mfg..... | 33441 | | 12/84 | 54.3 | 54.7 | 54.5 | -0.4 | -0.4 |
| Bare printed circuit board mfg..... | 334412 | | 06/91 | 104.3 | 107.6 | 107.6 | 5.0 | 0.0 |
| Primary products..... | | 334412-P | 06/91 | 101.5 | 104.8 | 104.8 | 5.0 | 0.0 |
| Bare printed circuit boards..... | | 334412-0 | 06/82 | 114.0 | 117.7 | 117.7 | 5.0 | 0.0 |
| Semiconductors and related device mfg..... | 334413 | | 12/98 | 30.1 | 30.2 | 29.8 | -4.8 | -1.3 |
| Primary products..... | | 334413-P | 12/98 | 29.1 | 29.3 | 28.8 | -5.0 | -1.7 |
| Other semiconductor devices, including parts such as chips, wafers, and heat sinks..... | | 334413-A | 06/81 | 50.8 | 50.8 | 50.9 | -0.6 | 0.2 |
| Integrated microcircuits, incl semiconductor networks, microprocessors, & MOS memories..... | | 334413-1 | 12/98 | 21.7 | 21.8 | 21.3 | -6.6 | -2.3 |
| Secondary products and miscellaneous receipts..... | | 334413-SM | | | | | | |
| Electronic connector mfg..... | 334417 | | 12/80 | 225.1 | 225.8 | 226.0 | 3.9 | 0.1 |
| Primary products..... | | 334417-P | 12/80 | 222.4 | 223.1 | 223.4 | 3.8 | 0.1 |
| Electronic connectors, including parts..... | | 334417-0 | 12/80 | 222.4 | 223.1 | 223.4 | 3.8 | 0.1 |
| Secondary products and miscellaneous receipts..... | | 334417-SM | | | | | | |
| Secondary products..... | | 334417-S1 | 05/99 | 134.9 | 134.9 | 134.9 | 4.5 | 0.0 |
| Printed circuit assembly mfg..... | 334418 | | 12/03 | 84.5 | 84.5 | 84.9 | 0.2 | 0.5 |
| Primary products..... | | 334418-P | 12/03 | 85.4 | 85.4 | 85.8 | 0.4 | 0.5 |
| Printed circuit assemblies, loaded boards, modules, and consumer external modems..... | | 334418-9 | 06/06 | 91.8 | 91.9 | 92.3 | 0.4 | 0.4 |
| Secondary products and miscellaneous receipts..... | | 334418-SM | | | | | | |
| Secondary products..... | | 334418-S1 | 09/20 | 100.0 | 100.0 | 100.1 | - | 0.1 |
| Other electronic component mfg..... | 334419 | | 12/03 | 135.3 | 137.6 | 139.6 | 6.5 | 1.5 |
| Primary products..... | | 334419-P | 12/03 | 139.7 | 140.4 | 142.9 | 6.0 | 1.8 |
| Other electronic components..... | | 334419-0 | 12/03 | 139.7 | 140.4 | 142.9 | 6.0 | 1.8 |
| Secondary products and miscellaneous receipts..... | | 334419-SM | | | | | | |
| Secondary products..... | | 334419-S | 12/03 | 98.4 | 98.8 | 99.0 | - | 0.2 |
| Capacitor, resistor, coil, transformer, and other inductor mfg..... | 33441K | | 12/11 | 137.3 | 139.0 | 139.9 | 7.0 | 0.6 |
| Primary products..... | | 33441K-P | 12/11 | 140.6 | 142.5 | 143.6 | 7.6 | 0.8 |
| Resistors for electronic circuitry..... | | 33441K-5 | 12/05 | 107.5 | 107.5 | 107.5 | 0.1 | 0.0 |
| Electronic coils, transformers, and other inductors..... | | 33441K-6 | 06/00 | 138.7 | 142.4 | 143.2 | 6.5 | 0.6 |
| Secondary products and miscellaneous receipts..... | | 33441K-SM | | | | | | |
| Miscellaneous receipts..... | | 33441K-M | 12/11 | 105.0 | 105.0 | 105.0 | 0.1 | 0.0 |
| Secondary products..... | | 33441K-S1 | 12/13 | 112.2 | 113.2 | 112.7 | 3.4 | -0.4 |
| Nav/measuring/medical/control instruments mfg..... | 3345 | | 12/03 | 128.6 | 128.8 | 129.1 | 0.7 | 0.2 |
| Nav/measuring/medical/control instruments mfg..... | 33451 | | 12/03 | 128.6 | 128.8 | 129.1 | 0.7 | 0.2 |
| Electromedical apparatus mfg..... | 334510 | | 06/85 | 82.7 | 82.7 | 82.7 | 0.6 | 0.0 |
| Primary products..... | | 334510-P | 06/85 | 71.5 | 71.5 | 71.5 | 0.4 | 0.0 |
| Electromedical equipment, excluding ionizing radiation equipment..... | | 334510-2 | 12/02 | 82.2 | 82.2 | 82.2 | 0.5 | 0.0 |
| Secondary products and miscellaneous receipts..... | | 334510-SM | | | | | | |
| Miscellaneous receipts..... | | 334510-M | 12/90 | 154.9 | - | - | - | - |
| Search, detection, and navigation instruments..... | 334511 | | 12/91 | 172.4 | 172.4 | 172.4 | 0.1 | 0.0 |
| Primary products..... | | 334511-P | 12/91 | 169.6 | 169.6 | 169.6 | 0.0 | 0.0 |
| Aeronautical, nautical & navigational instruments, not sending or receiving radio signals..... | | 334511-1 | 12/85 | 287.2 | 287.2 | 287.2 | -0.1 | 0.0 |
| Secondary products and miscellaneous receipts..... | | 334511-SM | | | | | | |
| Automatic environmental control mfg..... | 334512 | | 12/79 | 261.9 | 267.8 | 266.9 | 3.7 | -0.3 |
| Primary products..... | | 334512-P | 12/79 | 238.1 | 243.4 | 242.5 | 2.9 | -0.4 |
| Automatic environmental controls for monitoring residential, commercial, and appliance use..... | | 334512-0 | 12/03 | 127.1 | 129.9 | 129.4 | 2.9 | -0.4 |
| Secondary products and miscellaneous receipts..... | | 334512-SM | | | | | | |
| Miscellaneous receipts..... | | 334512-M | 12/04 | 177.2 | 181.2 | 181.2 | 7.0 | 0.0 |
| Industrial process variable instruments..... | 334513 | | 06/83 | 231.1 | 232.0 | 234.0 | 1.6 | 0.9 |
| Primary products..... | | 334513-P | 06/83 | 243.4 | 243.9 | 245.9 | 1.9 | 0.8 |
| Process control instruments..... | | 334513-0 | 12/03 | 145.3 | 145.6 | 146.8 | 1.9 | 0.8 |
| Secondary products and miscellaneous receipts..... | | 334513-SM | | | | | | |
| Miscellaneous receipts..... | | 334513-M | 06/83 | 196.0 | 200.1 | 200.1 | 2.4 | 0.0 |
| Secondary products..... | | 334513-S | 06/83 | 149.2 | 151.6 | - | - | - |

See footnotes at end of table.

Table 11. Producer price indexes for the net output of selected industries and their products, not seasonally adjusted — Continued

| Industry and product ¹ | Industry code | Product code | Index base | Index | | | Percent change to July 2021 from: | |
|---|---------------|--------------|------------|------------------------|------------------------|------------------------|-----------------------------------|-----------|
| | | | | Mar. 2021 ² | June 2021 ² | July 2021 ² | July 2020 | June 2021 |
| Totalizing fluid meters and counting devices..... | 334514 | | 12/85 | 193.7 | 193.8 | 199.4 | 3.2 | 2.9 |
| Primary products..... | | 334514-P | 12/85 | 196.2 | 196.3 | 202.3 | 3.3 | 3.1 |
| Integrating and totalizing meters for gas and liquids..... | | 334514-1 | 12/85 | 233.9 | 233.9 | 245.9 | 5.6 | 5.1 |
| Counting devices, excluding motor vehicle instruments..... | | 334514-3 | 12/85 | 209.5 | — | 214.8 | 2.5 | — |
| Motor vehicle instruments..... | | 334514-7 | 12/85 | 134.7 | 134.9 | — | — | — |
| Secondary products and miscellaneous receipts..... | | 334514-SM | | | | | | |
| Electricity and signal testing instruments mfg..... | 334515 | | 12/83 | 164.3 | 164.4 | 164.4 | -0.7 | 0.0 |
| Primary products..... | | 334515-P | 12/83 | 158.6 | 158.8 | 158.8 | -0.8 | 0.0 |
| Test equipment for testing electrical, radio, and communication circuits, and motors..... | | 334515-4 | 12/83 | 159.1 | 159.4 | 159.4 | -1.2 | 0.0 |
| Secondary products and miscellaneous receipts..... | | 334515-SM | | | | | | |
| Analytical laboratory instrument mfg..... | 334516 | | 12/85 | 163.9 | 163.8 | 164.5 | 1.9 | 0.4 |
| Primary products..... | | 334516-P | 12/85 | 165.4 | 165.3 | 165.6 | 1.6 | 0.2 |
| Analytical and scientific instruments, excluding optical..... | | 334516-0 | 12/85 | 165.4 | 165.3 | 165.6 | 1.6 | 0.2 |
| Secondary products and miscellaneous receipts..... | | 334516-SM | | | | | | |
| Irradiation apparatus mfg..... | 334517 | | 06/90 | 115.4 | 115.6 | 115.4 | -1.8 | -0.2 |
| Primary products..... | | 334517-P | 06/85 | 114.8 | 114.8 | 114.8 | -2.2 | 0.0 |
| Irradiation (ionizing radiation) equipment..... | | 334517-0 | 06/85 | 114.8 | 114.8 | 114.8 | -2.2 | 0.0 |
| Secondary products and miscellaneous receipts..... | | 334517-SM | | | | | | |
| Other measuring and controlling device mfg..... | 334519 | | 06/85 | 173.9 | 174.4 | 174.5 | 1.2 | 0.1 |
| Primary products..... | | 334519-P | 06/85 | 166.2 | 166.7 | 166.9 | 1.1 | 0.1 |
| Physical properties testing & inspection equipment and kinematic testing & measuring equipment..... | | 334519-4 | 06/85 | 160.9 | 161.0 | 161.0 | 0.3 | 0.0 |
| Nuclear radiation detection and monitoring instruments..... | | 334519-5 | 06/85 | 203.3 | 203.3 | 206.0 | 1.8 | 1.3 |
| Commercial, geophysical, meteorological, and general-purpose instruments and equipment..... | | 334519-7 | 06/85 | 174.3 | 175.5 | 175.2 | 1.0 | -0.2 |
| Watches, clocks, and parts..... | | 334519-8 | 12/03 | 125.1 | 125.1 | 125.1 | 0.0 | 0.0 |
| Secondary products and miscellaneous receipts..... | | 334519-SM | | | | | | |
| Miscellaneous receipts..... | | 334519-M | 06/85 | 245.1 | 245.2 | 245.2 | 0.2 | 0.0 |
| Manufacturing and reproducing magnetic and optical media..... | 3346 | | 12/03 | 90.4 | 98.1 | 95.8 | 6.6 | -2.3 |
| Manufacturing and reproducing magnetic and optical media..... | 33461 | | 12/03 | 90.4 | 98.1 | 95.8 | 6.6 | -2.3 |
| Manufacturing and reproducing magnetic and optical media..... | 334610 | | 01/19 | 105.9 | 114.9 | 112.2 | 6.7 | -2.3 |
| Primary products..... | | 334610-P | 01/19 | 106.0 | 115.4 | 112.6 | 6.8 | -2.4 |
| Audio and video media reproduction..... | | 334610-2 | 12/06 | 101.2 | — | — | — | — |
| Secondary products and miscellaneous receipts..... | | 334610-SM | | | | | | |
| Electrical equipment and appliance mfg..... | 335 | | 12/03 | 153.6 | 160.2 | 162.5 | 9.3 | 1.4 |
| Electric lighting equipment mfg..... | 3351 | | 12/03 | 130.7 | 133.2 | 134.1 | 4.6 | 0.7 |
| Electric lamp bulb & part mfg..... | 33511 | | 12/03 | 77.7 | 78.0 | 78.5 | 3.7 | 0.6 |
| Electric lamp bulb and part mfg..... | 335110 | | 12/83 | 85.4 | 85.8 | 86.3 | 3.7 | 0.6 |
| Primary products..... | | 335110-P | 12/83 | 75.0 | 75.4 | 75.8 | 2.7 | 0.5 |
| Electric lamp bulb, tubes, and components..... | | 335110-0 | 12/83 | 75.0 | 75.4 | 75.8 | 2.7 | 0.5 |
| Secondary products and miscellaneous receipts..... | | 335110-SM | | | | | | |
| Miscellaneous receipts..... | | 335110-M | 09/92 | 155.5 | 155.5 | 157.5 | 8.2 | 1.3 |
| Lighting fixture mfg..... | 33512 | | 12/03 | 142.3 | 145.3 | 146.3 | 4.6 | 0.7 |
| Residential electric lighting fixture mfg..... | 335121 | | 12/83 | 211.2 | 214.0 | 214.5 | 2.2 | 0.2 |
| Primary products..... | | 335121-P | 12/83 | 213.3 | 218.0 | 218.6 | 3.2 | 0.3 |
| Residential-type electric lighting fixtures (except portable), including parts and accessories..... | | 335121-1 | 12/83 | 200.4 | 205.8 | 206.9 | 3.9 | 0.5 |
| Residential-type portable lighting fixtures, including parts and accessories..... | | 335121-4 | 12/83 | 235.0 | 239.0 | 239.0 | 2.5 | 0.0 |
| Secondary products and miscellaneous receipts..... | | 335121-SM | | | | | | |
| Secondary products..... | | 335121-S | 12/83 | 242.7 | 250.1 | 250.7 | 4.6 | 0.2 |
| Nonresidential electric lighting fixture mfg..... | 335122 | | 06/81 | 221.7 | 228.4 | 231.4 | 7.1 | 1.3 |
| Primary products..... | | 335122-P | 06/81 | 220.6 | 227.0 | 230.3 | 6.6 | 1.5 |
| Commercial and institutional-type electric lighting fixtures, including parts and accessories..... | | 335122-1 | 06/81 | 213.6 | 219.0 | 220.7 | 5.2 | 0.8 |
| Industrial-type electric lighting fixtures, including parts and accessories..... | | 335122-5 | 06/81 | 237.9 | 247.9 | 258.1 | 11.7 | 4.1 |
| Secondary products and miscellaneous receipts..... | | 335122-SM | | | | | | |
| Secondary products..... | | 335122-S | 06/81 | 252.1 | 262.9 | 264.9 | 24.8 | 0.8 |
| Other lighting equipment mfg..... | 335129 | | 06/85 | 157.6 | 159.7 | 159.7 | 2.5 | 0.0 |
| Primary products..... | | 335129-P | 06/85 | 153.7 | 155.9 | 155.9 | 2.6 | 0.0 |
| Outdoor lighting equipment (including parts and accessories)..... | | 335129-1 | 06/85 | 183.4 | 187.8 | 187.8 | 4.6 | 0.0 |
| Secondary products and miscellaneous receipts..... | | 335129-SM | | | | | | |
| Secondary products..... | | 335129-S | 06/85 | 173.4 | 175.1 | 175.3 | 2.4 | 0.1 |
| Household appliance mfg..... | 3352 | | 12/84 | 134.8 | 137.1 | 140.4 | 5.2 | 2.4 |

See footnotes at end of table.

Table 11. Producer price indexes for the net output of selected industries and their products, not seasonally adjusted — Continued

| Industry and product ¹ | Industry code | Product code | Index base | Index | | | Percent change to July 2021 from: | |
|---|---------------|--------------|------------|------------------------|------------------------|------------------------|-----------------------------------|-----------|
| | | | | Mar. 2021 ² | June 2021 ² | July 2021 ² | July 2020 | June 2021 |
| Small electrical appliance mfg. | 33521 | | 12/03 | 111.0 | 111.7 | 111.7 | 0.2 | 0.0 |
| Small electrical appliance mfg. | 335210 | | 12/11 | 100.9 | 101.5 | 101.5 | 0.2 | 0.0 |
| Primary products. | | 335210-P | 12/11 | 101.1 | 101.6 | 101.8 | 0.2 | 0.2 |
| Parts and attachments for small electric household appliances, including fan parts. | | 335210-5 | 12/82 | 160.9 | — | — | — | — |
| Other small electric household appliances, including fans. | | 335210-7 | 05/21 | — | 100.0 | 100.0 | — | 0.0 |
| Secondary products and miscellaneous receipts. | | 335210-SM | | | | | | |
| Miscellaneous receipts. | | 335210-M | 01/86 | 108.0 | — | — | — | — |
| Secondary products. | | 335210-S | 12/82 | — | 176.3 | 177.4 | — | 0.6 |
| Major household appliance mfg. | 33522 | | 12/03 | 136.5 | 139.2 | 143.2 | 6.3 | 2.9 |
| Major household appliance mfg. | 335220 | | 05/16 | 111.5 | 113.7 | 116.9 | 6.3 | 2.8 |
| Primary products. | | 335220-P | 05/16 | 111.5 | 113.7 | 117.0 | 6.4 | 2.9 |
| Household cooking appliances. | | 335220-1 | 06/81 | 136.2 | 134.9 | 138.0 | 6.7 | 2.3 |
| Electric household ranges, ovens (including microwave), surface cooking units, and equipment. | | 335220-11 | 06/81 | 114.7 | 113.3 | 115.7 | 10.9 | 2.1 |
| Gas household ranges, ovens, surface cooking units, and equipment (incl. parts and accessories). | | 335220-13 | 06/81 | 141.3 | 140.7 | 147.2 | 4.0 | 4.6 |
| Other household ranges and cooking equipment, including outdoor equipment. | | 335220-15 | 06/81 | 191.9 | 190.4 | 189.6 | -2.2 | -0.4 |
| Household refrigerators and home freezers. | | 335220-2 | 12/81 | 111.7 | 109.6 | 113.1 | 4.0 | 3.2 |
| Household refrigerators, including combination refrigerator-freezers. | | 335220-21 | 12/81 | 104.1 | 102.0 | 104.8 | 3.7 | 2.7 |
| Other major household appliances. | | 335220-8 | 12/82 | 248.9 | 269.7 | 274.8 | 11.8 | 1.9 |
| Household water heaters, electric, for permanent installation. | | 335220-81 | 12/82 | 423.1 | 493.3 | 484.6 | 22.1 | -1.8 |
| Household water heaters, excluding electric. | | 335220-83 | 12/82 | 437.6 | 499.0 | 499.0 | 22.3 | 0.0 |
| Secondary products and miscellaneous receipts. | | 335220-SM | | | | | | |
| Miscellaneous receipts. | | 335220-M | 05/16 | 106.8 | 108.2 | 110.9 | 1.9 | 2.5 |
| Electrical equipment mfg. | 3353 | | 12/03 | 154.4 | 159.0 | 160.7 | 6.3 | 1.1 |
| Electrical equipment mfg. | 33531 | | 12/03 | 154.4 | 159.0 | 160.7 | 6.3 | 1.1 |
| Electric power and specialty transformer mfg. | 335311 | | 06/81 | 269.6 | 302.7 | 304.6 | 19.6 | 0.6 |
| Primary products. | | 335311-P | 06/81 | 267.4 | 301.8 | 303.2 | 20.7 | 0.5 |
| Power and distribution transformers, except parts. | | 335311-1 | 12/99 | 212.0 | 235.1 | 236.8 | 18.8 | 0.7 |
| Secondary products and miscellaneous receipts. | | 335311-SM | | | | | | |
| Motor and generator mfg. | 335312 | | 06/83 | 221.4 | 223.0 | 225.6 | 4.5 | 1.2 |
| Primary products. | | 335312-P | 06/83 | 219.7 | 221.3 | 224.2 | 4.9 | 1.3 |
| Parts, supplies for motors, generators, generator sets, and other rotating equipment. | | 335312-C | 12/87 | 211.8 | 211.8 | 211.9 | -0.5 | 0.0 |
| Other motors and generators n.e.c. | | 335312-F | 06/06 | 126.1 | 127.5 | 130.5 | 6.6 | 2.4 |
| Fractional horsepower motors (rated at less than 746 watts) (except hermetics). | | 335312-1 | 06/83 | 190.2 | 191.1 | 191.8 | 2.1 | 0.4 |
| Integral horsepower motors & generators other than for land transport equipment (exc hermetics). | | 335312-3 | 06/83 | 297.1 | 298.8 | 300.5 | 6.0 | 0.6 |
| Secondary products and miscellaneous receipts. | | 335312-SM | | | | | | |
| Miscellaneous receipts. | | 335312-M | 12/86 | 203.9 | 204.0 | 204.1 | 0.1 | 0.0 |
| Secondary products. | | 335312-S | 06/83 | 230.7 | 231.7 | 231.7 | 1.4 | 0.0 |
| Switchgear and switchboard apparatus mfg. | 335313 | | 06/85 | 223.0 | 227.2 | 231.7 | 5.0 | 2.0 |
| Primary products. | | 335313-P | 06/85 | 224.1 | 228.9 | 234.0 | 5.7 | 2.2 |
| Switchgear, excluding ducts and relays. | | 335313-A | 06/85 | 233.0 | 239.3 | 246.5 | 6.0 | 3.0 |
| Low voltage panelboards and distribution boards, 1000 volts or less. | | 335313-3 | 06/85 | 201.2 | 202.2 | 203.6 | 2.3 | 0.7 |
| Secondary products and miscellaneous receipts. | | 335313-SM | | | | | | |
| Relay and industrial control mfg. | 335314 | | 06/85 | 220.2 | 223.2 | 223.4 | 2.1 | 0.1 |
| Primary products. | | 335314-P | 06/85 | 231.7 | 234.5 | 234.7 | 2.1 | 0.1 |
| General-purpose industrial controls. | | 335314-F | 01/19 | 102.3 | 103.5 | 103.7 | 1.8 | 0.2 |
| Relays for electronic circuitry, industrial control overload and switchgear type. | | 335314-1 | 06/90 | 202.3 | — | — | — | — |
| Parts for industrial controls and motor-control accessories. | | 335314-7 | 06/90 | 217.5 | 223.3 | 224.6 | 4.1 | 0.6 |
| Secondary products and miscellaneous receipts. | | 335314-SM | | | | | | |
| Miscellaneous receipts. | | 335314-M | 06/85 | 253.9 | 260.8 | 260.8 | 3.5 | 0.0 |
| Secondary products. | | 335314-S1 | 01/19 | 99.8 | 100.3 | 101.3 | 1.6 | 1.0 |
| Other electrical equipment & component mfg. | 3359 | | 12/03 | 173.1 | 184.5 | 187.4 | 14.2 | 1.6 |
| Battery mfg. | 33591 | | 12/03 | 166.0 | 167.8 | 169.2 | 2.3 | 0.8 |
| Storage battery mfg. | 335911 | | 12/84 | 221.4 | 228.0 | 230.2 | 4.2 | 1.0 |
| Primary products. | | 335911-P | 12/84 | 223.3 | 230.1 | 232.5 | 4.8 | 1.0 |
| Storage batteries, lead acid type, BCI dimensional size group 8D or smaller. | | 335911-1 | 12/84 | 212.8 | 221.3 | 221.7 | 4.9 | 0.2 |
| Storage batteries, lead acid type, larger than BCI dimensional size group 8D. | | 335911-4 | 12/84 | 264.8 | 269.3 | 279.2 | 6.3 | 3.7 |
| Storage batteries (excluding lead acid). | | 335911-8 | 12/09 | 128.3 | 128.9 | 130.6 | 1.9 | 1.3 |
| Secondary products and miscellaneous receipts. | | 335911-SM | | | | | | |
| Secondary products. | | 335911-S | 12/84 | 224.1 | 231.2 | 232.7 | 4.8 | 0.6 |
| Primary battery mfg. | 335912 | | 12/80 | 215.8 | 212.1 | 213.5 | -0.6 | 0.7 |

See footnotes at end of table.

Table 11. Producer price indexes for the net output of selected industries and their products, not seasonally adjusted — Continued

| Industry and product ¹ | Industry code | Product code | Index base | Index | | | Percent change to July 2021 from: | |
|--|---------------|--------------|------------|------------------------|------------------------|------------------------|-----------------------------------|-----------|
| | | | | Mar. 2021 ² | June 2021 ² | July 2021 ² | July 2020 | June 2021 |
| Primary battery mfg - Continued | | | | | | | | |
| Primary products..... | | 335912-P | 12/80 | 220.9 | 217.1 | 218.5 | -0.6 | 0.6 |
| Primary batteries..... | | 335912-0 | 06/03 | 132.0 | 129.7 | 130.6 | -0.6 | 0.7 |
| Communication & energy wire & cable mfg..... | 33592 | | 12/03 | 198.5 | 221.4 | 224.7 | 31.9 | 1.5 |
| Fiber optic cable mfg..... | 335921 | | 12/03 | 78.1 | 78.1 | 76.6 | -3.2 | -1.9 |
| Primary products..... | | 335921-P | 12/03 | 77.7 | 77.7 | 76.1 | -3.3 | -2.1 |
| Fiber optic cable, made from purchased fiber optic strand..... | | 335921-0 | 12/03 | 77.7 | 77.7 | 76.1 | -3.3 | -2.1 |
| Secondary products and miscellaneous receipts..... | | 335921-SM | | | | | | |
| Other communication and energy wire mfg..... | 335929 | | 12/03 | 229.2 | 259.3 | 264.3 | 37.9 | 1.9 |
| Primary products..... | | 335929-P | 12/03 | 238.2 | 273.4 | 278.2 | 41.4 | 1.8 |
| Electronic wire and cable, made of nonferrous metals (purchased wire)..... | | 335929-A | 12/82 | 288.3 | 306.8 | 310.4 | 29.3 | 1.2 |
| Other insulated wire & cable, incl control & signal, made of nonferrous metals (purchased wire)..... | | 335929-F | 12/11 | 119.7 | 125.0 | 132.5 | 27.2 | 6.0 |
| Power wire and cable, made from nonferrous metals (purchased wire)..... | | 335929-1 | 12/82 | 284.7 | 347.3 | 348.9 | 40.5 | 0.5 |
| Secondary products and miscellaneous receipts..... | | 335929-SM | | | | | | |
| Wiring device mfg..... | 33593 | | 12/03 | 174.4 | 185.8 | 194.7 | 19.6 | 4.8 |
| Current-carrying wiring device mfg..... | 335931 | | 12/81 | 211.4 | 215.6 | 219.6 | 7.1 | 1.9 |
| Primary products..... | | 335931-P | 12/81 | 202.8 | 207.0 | 211.1 | 7.8 | 2.0 |
| Current-carrying wiring devices n.e.c..... | | 335931-A | 06/06 | 111.9 | 112.9 | 116.4 | 5.7 | 3.1 |
| Current-carrying switches for electrical circuitry (including vehicular switches)..... | | 335931-1 | 12/99 | 158.9 | 160.8 | 161.9 | 7.5 | 0.7 |
| Current-carrying wire connectors for electrical circuitry..... | | 335931-9 | 12/81 | 199.0 | 208.1 | 213.4 | 10.2 | 2.5 |
| Secondary products and miscellaneous receipts..... | | 335931-SM | | | | | | |
| Secondary products..... | | 335931-S | 12/81 | 260.7 | 266.3 | 272.0 | 5.4 | 2.1 |
| Noncurrent-carrying wiring device mfg..... | 335932 | | 12/81 | 386.5 | 429.4 | 461.3 | 32.9 | 7.4 |
| Primary products..... | | 335932-P | 12/81 | 385.1 | 434.6 | 472.0 | 39.4 | 8.6 |
| Noncurrent-carrying electrical conduit and conduit fittings, incl. plastic conduit & fittings..... | | 335932-4 | 12/81 | 461.1 | 555.3 | 630.0 | 85.1 | 13.5 |
| Other noncurrent-carrying wiring devices and supplies (boxes, covers, bar hangers, etc.)..... | | 335932-6 | 12/81 | 377.9 | 399.3 | 402.9 | 8.7 | 0.9 |
| Secondary products and miscellaneous receipts..... | | 335932-SM | | | | | | |
| All other electrical equipment & component mfg..... | 33599 | | 12/03 | 137.5 | 145.7 | 144.3 | 3.1 | -1.0 |
| Carbon and graphite product mfg..... | 335991 | | 06/85 | 194.2 | 195.1 | 196.3 | -10.0 | 0.6 |
| Primary products..... | | 335991-P | 06/85 | 204.7 | 205.7 | 207.1 | -10.2 | 0.7 |
| Carbon and graphite products, including electrodes for electric arc furnaces..... | | 335991-0 | 06/85 | 204.7 | 205.7 | 207.1 | -10.2 | 0.7 |
| Secondary products and miscellaneous receipts..... | | 335991-SM | | | | | | |
| Miscellaneous receipts..... | | 335991-M | 10/88 | 139.3 | 139.3 | - | - | - |
| Miscellaneous electrical equipment mfg..... | 335999 | | 12/03 | 128.3 | 138.4 | 136.4 | 8.3 | -1.4 |
| Primary products..... | | 335999-P | 12/03 | 126.8 | 136.2 | 134.0 | 7.5 | -1.6 |
| Rectifying apparatus..... | | 335999-3 | 12/85 | 163.5 | 170.7 | 172.2 | 6.5 | 0.9 |
| All miscellaneous electrical equipment except rectifying apparatus..... | | 335999-4 | 06/08 | 113.8 | 123.1 | 120.4 | 7.9 | -2.2 |
| Secondary products and miscellaneous receipts..... | | 335999-SM | | | | | | |
| Secondary products..... | | 335999-S | 12/03 | - | 141.0 | 141.0 | - | 0.0 |
| Transportation equipment manufacturing..... | 336 | | 12/03 | 127.0 | 128.3 | 128.8 | 3.0 | 0.4 |
| Motor vehicle manufacturing..... | 3361 | | 12/03 | 115.6 | 117.1 | 117.1 | 3.3 | 0.0 |
| Automobile and light truck manufacturing..... | 33611 | | 12/03 | 112.9 | 114.5 | 114.5 | 3.6 | 0.0 |
| Automobile, light truck and utility vehicle mfg..... | 336110 | | 06/82 | 155.4 | 157.6 | 157.6 | 3.6 | 0.0 |
| Primary products..... | | 336110-P | 06/82 | 153.6 | 155.9 | 155.9 | 3.8 | 0.0 |
| Passenger cars and chassis..... | | 336110-1 | 06/82 | 135.4 | 137.0 | 137.2 | 3.0 | 0.1 |
| Trucks, truck tractors, & bus chassis 14,000 lb or less, incl. minivans & suvs..... | | 336110-2 | 06/82 | 177.8 | 181.0 | 180.6 | 4.3 | -0.2 |
| Secondary products and miscellaneous receipts..... | | 336110-SM | | | | | | |
| Heavy duty truck manufacturing..... | 33612 | | 12/03 | 153.0 | 154.1 | 154.1 | 1.0 | 0.0 |
| Heavy duty truck mfg..... | 336120 | | 12/03 | 153.0 | 154.1 | 154.1 | 0.9 | 0.0 |
| Primary products..... | | 336120-P | 12/03 | 154.6 | 155.8 | 155.8 | 1.0 | 0.0 |
| Trucks, truck tractors, and bus chassis (chassis of own manufacture) 14,001 to 33,000 lbs..... | | 336120-1 | 12/03 | 159.6 | 160.4 | 160.4 | 0.8 | 0.0 |
| Buses, including military and firefighting vehicles (chassis of own manufacture)..... | | 336120-3 | 12/03 | 149.3 | 149.6 | 149.6 | 1.4 | 0.0 |
| Secondary products and miscellaneous receipts..... | | 336120-SM | | | | | | |
| Motor vehicle body and trailer manufacturing..... | 3362 | | 12/03 | 155.2 | 161.9 | 163.5 | 9.3 | 1.0 |
| Motor vehicle body and trailer manufacturing..... | 33621 | | 12/03 | 155.5 | 162.2 | 163.8 | 9.3 | 1.0 |
| Motor vehicle body mfg..... | 336211 | | 12/82 | 267.2 | 272.5 | 276.5 | 6.1 | 1.5 |
| Primary products..... | | 336211-P | 12/82 | 263.7 | 269.1 | 273.4 | 6.1 | 1.6 |
| Van bodies, separate cab, for sale separately..... | | 336211-42 | 09/15 | 134.5 | 143.5 | 143.5 | 10.6 | 0.0 |
| Other truck and vehicle bodies, sold separately..... | | 336211-5 | 12/08 | 121.7 | 123.9 | 128.2 | 8.9 | 3.5 |

See footnotes at end of table.

Table 11. Producer price indexes for the net output of selected industries and their products, not seasonally adjusted — Continued

| Industry and product ¹ | Industry code | Product code | Index base | Index | | | Percent change to July 2021 from: | |
|--|---------------|--------------|------------|------------------------|------------------------|------------------------|-----------------------------------|-----------|
| | | | | Mar. 2021 ² | June 2021 ² | July 2021 ² | July 2020 | June 2021 |
| Motor vehicle body mfg - Continued | | | | | | | | |
| Dump truck bodies, for sale separately..... | | 336211-5A | 12/08 | 132.2 | 147.6 | 152.2 | 28.2 | 3.1 |
| All other truck and vehicle bodies, sold separately..... | | 336211-5B | 12/08 | 120.4 | 120.8 | 125.9 | 7.5 | 4.2 |
| Service truck bodies, for sale separately..... | | 336211-5C | 09/15 | 110.6 | 111.2 | 111.6 | 2.0 | 0.4 |
| Buses and firefighting vehicles, complete, produced on purchased chassis..... | | 336211-7 | 12/08 | 125.4 | 126.2 | 126.6 | 1.2 | 0.3 |
| Other trucks and vehicles, complete, produced on purchased chassis..... | | 336211-9 | 12/08 | 125.6 | 127.0 | 126.9 | 4.0 | -0.1 |
| Other trucks and vehicles, complete, produced on purchased chassis, except upfitting trucks..... | | 336211-91 | 09/15 | 111.5 | 112.9 | 112.7 | 3.4 | -0.2 |
| Upfitting trucks, complete, produced on purchased chassis..... | | 336211-99 | 09/15 | 117.7 | 118.8 | 118.8 | 6.6 | 0.0 |
| Secondary products and miscellaneous receipts..... | | 336211-SM | | | | | | |
| Secondary products..... | | 336211-S | 12/82 | 237.2 | 244.9 | 247.4 | 10.3 | 1.0 |
| Truck trailer mfg..... | 336212 | | 12/79 | 258.5 | 275.8 | 276.7 | 10.0 | 0.3 |
| Primary products..... | | 336212-P | 12/79 | 256.4 | 273.6 | 274.5 | 10.1 | 0.3 |
| Truck trailers and chassis, axle rating 10,000 lbs or more..... | | 336212-1 | 12/79 | 249.7 | 266.2 | 267.2 | 9.7 | 0.4 |
| Truck trailers and chassis, axle rating less than 10,000 lbs..... | | 336212-3 | 11/84 | — | 321.9 | 321.9 | — | 0.0 |
| Secondary products and miscellaneous receipts..... | | 336212-SM | | | | | | |
| Miscellaneous receipts..... | | 336212-M | 06/05 | 158.6 | — | — | — | — |
| Motor home mfg..... | 336213 | | 06/84 | 205.2 | 205.7 | 206.4 | 4.2 | 0.3 |
| Primary products..... | | 336213-P | 06/84 | 202.4 | 202.9 | 203.6 | 4.3 | 0.3 |
| Motor homes built on purchased chassis..... | | 336213-0 | 06/06 | 120.7 | 120.9 | 121.4 | 4.3 | 0.4 |
| Secondary products and miscellaneous receipts..... | | 336213-SM1 | | | | | | |
| Travel trailer and camper mfg..... | 336214 | | 12/03 | 161.5 | 170.6 | 172.6 | 13.1 | 1.2 |
| Primary products..... | | 336214-P | 12/03 | 162.7 | 171.8 | 173.9 | 13.0 | 1.2 |
| Travel trailers..... | | 336214-1 | 06/84 | 213.3 | 226.3 | 228.7 | 13.4 | 1.1 |
| Conventional travel trailers..... | | 336214-19 | 12/11 | 127.0 | 135.5 | 136.6 | 14.1 | 0.8 |
| Automobile and light truck trailers..... | | 336214-3 | 12/92 | 206.4 | 219.0 | 222.3 | 15.9 | 1.5 |
| Camping trailers, campers, pick-up covers, and parts..... | | 336214-5 | 06/84 | 287.9 | 298.1 | 301.7 | 8.4 | 1.2 |
| Other parts and components, excluding appliances and furnishings..... | | 336214-53 | 06/84 | 280.8 | 291.0 | 295.0 | 9.0 | 1.4 |
| Truck campers, caps, box covers, and fold-down camping trailers..... | | 336214-56 | 06/14 | 126.9 | 131.2 | 132.4 | 7.5 | 0.9 |
| Secondary products and miscellaneous receipts..... | | 336214-SM | | | | | | |
| Miscellaneous receipts..... | | 336214-M | 04/85 | 215.6 | 217.3 | 219.0 | 2.0 | 0.8 |
| Secondary products..... | | 336214-S | 06/84 | 204.3 | 206.6 | 209.5 | 5.1 | 1.4 |
| Motor vehicle parts manufacturing..... | 3363 | | 12/03 | 116.0 | 116.9 | 118.1 | 3.5 | 1.0 |
| Motor vehicle gasoline engine and parts mfg..... | 33631 | | 12/03 | 121.5 | 120.8 | 121.7 | 3.5 | 0.7 |
| Motor vehicle gasoline engine and engine parts mfg..... | 336310 | | 12/03 | 122.0 | 121.3 | 122.2 | 3.5 | 0.7 |
| Primary products..... | | 336310-P | 12/03 | 123.1 | 122.1 | 122.9 | 3.5 | 0.7 |
| Gasoline engines and engine parts (excluding carburetors)..... | | 336310-2 | 12/03 | 123.0 | 121.9 | 122.6 | 3.4 | 0.6 |
| Carburetors, pistons, piston rings, and valves..... | | 336310-3 | 12/82 | 176.2 | 177.0 | 179.8 | 4.1 | 1.6 |
| Secondary products and miscellaneous receipts..... | | 336310-SM | | | | | | |
| Miscellaneous receipts..... | | 336310-M1 | 09/18 | 103.2 | 103.6 | 103.8 | 3.6 | 0.2 |
| Secondary products..... | | 336310-S | 12/11 | 105.6 | 106.4 | 108.3 | 3.2 | 1.8 |
| Motor vehicle electric equipment..... | 33632 | | 12/03 | 108.5 | 109.6 | 109.9 | 1.4 | 0.3 |
| Motor vehicle electrical and electronic equipment mfg..... | 336320 | | 12/03 | 108.0 | 109.2 | 109.5 | 1.4 | 0.3 |
| Primary products..... | | 336320-P | 12/03 | 102.4 | 103.5 | 103.8 | 1.3 | 0.3 |
| Vehicular lighting equipment..... | | 336320-1 | 12/83 | 128.8 | 128.4 | 128.5 | -0.3 | 0.1 |
| Other motor vehicle electrical and electronic equipment..... | | 336320-2 | 12/03 | 101.0 | 102.5 | 102.7 | 1.6 | 0.2 |
| Ignition harness and cable sets..... | | 336320-21 | 12/82 | 128.0 | 130.6 | 131.1 | 2.7 | 0.4 |
| Battery charging alternators, generators, and regulators..... | | 336320-23 | 12/82 | 130.6 | 132.6 | 132.6 | 1.1 | 0.0 |
| Parts for engine electrical and electronic equipment..... | | 336320-2A | 12/82 | 164.1 | 164.1 | 164.2 | 4.1 | 0.1 |
| All other miscellaneous non-engine electrical and electronic equipment..... | | 336320-2D | 12/03 | 102.4 | 103.0 | 103.4 | -0.2 | 0.4 |
| All other miscellaneous complete engine electrical equipment, including spark plugs..... | | 336320-2U | 12/82 | 112.5 | 113.5 | 114.0 | 3.7 | 0.4 |
| Secondary products and miscellaneous receipts..... | | 336320-SM | | | | | | |
| Miscellaneous receipts..... | | 336320-M | 12/03 | 135.1 | 135.8 | 137.5 | 5.0 | 1.3 |
| Secondary products..... | | 336320-S | 12/03 | 113.2 | 113.2 | 113.3 | 0.2 | 0.1 |
| Motor vehicle steering and suspension parts..... | 33633 | | 12/03 | 102.9 | 105.3 | 108.4 | 5.0 | 2.9 |
| Motor vehicle steering and suspension components (except spring) manufacturing..... | 336330 | | 12/03 | 102.7 | 105.1 | 108.2 | 5.0 | 2.9 |
| Primary products..... | | 336330-P | 12/03 | 100.5 | 102.7 | 105.7 | 4.5 | 2.9 |
| Motor vehicle steering and suspension components (excluding spring), new and rebuilt..... | | 336330-0 | 12/99 | 100.3 | 102.5 | 105.5 | 4.6 | 2.9 |
| Secondary and miscellaneous receipts..... | | 336330-SM | | | | | | |
| Motor vehicle brake system manufacturing..... | 33634 | | 12/03 | 114.3 | 118.6 | 121.9 | 10.4 | 2.8 |
| Motor vehicle brake system mfg..... | 336340 | | 12/03 | 114.3 | 118.6 | 121.9 | 10.4 | 2.8 |
| Primary products..... | | 336340-P | 12/03 | 113.3 | 118.0 | 121.7 | 11.5 | 3.1 |
| Motor vehicle brake parts and assemblies, new..... | | 336340-1 | 12/88 | 119.0 | 124.4 | 128.3 | 11.2 | 3.1 |

See footnotes at end of table.

Table 11. Producer price indexes for the net output of selected industries and their products, not seasonally adjusted — Continued

| Industry and product ¹ | Industry code | Product code | Index base | Index | | | Percent change to July 2021 from: | |
|--|---------------|--------------|------------|------------------------|------------------------|------------------------|-----------------------------------|-----------|
| | | | | Mar. 2021 ² | June 2021 ² | July 2021 ² | July 2020 | June 2021 |
| Motor vehicle brake system mfg - Continued | | | | | | | | |
| Motor vehicle drum brake assemblies and parts, new..... | | 336340-1E | 12/05 | 113.5 | 114.3 | 119.6 | 6.3 | 4.6 |
| Motor vehicle disc brake assemblies and parts, new..... | | 336340-1F | 12/11 | 112.7 | 122.9 | 129.1 | 22.5 | 5.0 |
| Other motor vehicle brake parts and assemblies, new..... | | 336340-1G | 12/99 | 98.1 | 100.4 | 101.0 | 3.7 | 0.6 |
| Secondary products and miscellaneous receipts..... | | 336340-SM | | | | | | |
| Motor vehicle power train components mfg..... | 33635 | | 12/03 | 125.0 | 125.8 | 126.2 | 2.0 | 0.3 |
| Motor vehicle transmission and power train parts manufacturing..... | 336350 | | 12/03 | 123.5 | 124.3 | 124.7 | 2.0 | 0.3 |
| Primary products..... | | 336350-P | 12/03 | 118.4 | 119.2 | 119.6 | 2.0 | 0.3 |
| Motor vehicle drive train components, excluding wheels and brakes, new..... | | 336350-2 | 12/88 | 121.6 | 122.4 | 122.8 | 2.1 | 0.3 |
| Motor vehicle transmissions (except auxiliary and parts), new..... | | 336350-20 | 06/12 | 106.8 | 107.9 | 108.2 | 3.2 | 0.3 |
| Parts for manual and automatic transmissions, new..... | | 336350-23 | 12/88 | 106.5 | 107.0 | 107.2 | 1.0 | 0.2 |
| Other motor vehicle drive train components, except wheels and brakes, new..... | | 336350-25 | 12/99 | 96.1 | 96.5 | 97.1 | 1.9 | 0.6 |
| Motor vehicle drive train components, rebuilt..... | | 336350-3 | 12/03 | 124.7 | 124.7 | 124.7 | 1.1 | 0.0 |
| Secondary products and miscellaneous receipts..... | | 336350-SM | | | | | | |
| Secondary products..... | | 336350-S | 12/03 | 134.3 | 134.8 | 135.0 | -0.2 | 0.1 |
| Motor vehicle seating and interior trim mfg..... | 33636 | | 12/03 | 106.4 | 107.5 | 107.7 | 4.7 | 0.2 |
| Motor vehicle seating and interior trim mfg..... | 336360 | | 12/03 | 106.4 | 107.5 | 107.7 | 4.8 | 0.2 |
| Primary products..... | | 336360-P | 12/03 | 105.2 | 106.4 | 106.5 | 4.3 | 0.1 |
| Automobile trimmings..... | | 336360-1 | 12/03 | 90.5 | 90.9 | 90.8 | -0.9 | -0.1 |
| Seats for public conveyance and aircraft..... | | 336360-3 | 12/01 | 108.9 | 110.3 | 110.7 | 7.8 | 0.4 |
| Metal motor vehicle seat frames..... | | 336360-7 | 06/09 | 98.1 | 99.7 | 99.7 | 1.9 | 0.0 |
| Secondary products and miscellaneous receipts..... | | 336360-SM | | | | | | |
| Secondary products..... | | 336360-S | 12/03 | 114.8 | 115.8 | 117.8 | 3.4 | 1.7 |
| Motor vehicle metal stamping..... | 33637 | | 12/03 | 112.8 | 114.3 | 117.0 | 5.5 | 2.4 |
| Motor vehicle metal stamping..... | 336370 | | 12/82 | 123.5 | 125.2 | 128.2 | 5.6 | 2.4 |
| Primary products..... | | 336370-P | 12/82 | 114.9 | 115.2 | 117.3 | 1.4 | 1.8 |
| Automotive job stampings (truck, bus, and passenger car)..... | | 336370-0 | 12/82 | 114.9 | 115.2 | 117.3 | 1.4 | 1.8 |
| Secondary products and miscellaneous receipts..... | | 336370-SM | | | | | | |
| Secondary products..... | | 336370-S | 12/82 | 130.0 | 130.2 | 130.4 | 0.7 | 0.2 |
| Other motor vehicle parts manufacturing..... | 33639 | | 12/03 | 116.0 | 116.5 | 117.4 | 1.9 | 0.8 |
| Other motor vehicle parts mfg..... | 336390 | | 12/03 | 118.3 | 118.9 | 119.7 | 1.9 | 0.7 |
| Primary products..... | | 336390-P | 12/03 | 116.3 | 116.5 | 117.4 | 1.5 | 0.8 |
| Filters, new, internal combustion engines and motor vehicles..... | | 336390-A | 12/82 | — | 154.6 | 155.8 | 1.4 | 0.8 |
| Motor vehicle air-conditioning systems and compressors..... | | 336390-B | 12/03 | 101.3 | 101.8 | 102.8 | 2.6 | 1.0 |
| Exhaust system parts, new..... | | 336390-4 | 12/88 | 149.1 | 149.9 | 149.9 | 1.8 | 0.0 |
| All other motor vehicle parts and accessories, including trailer hitches..... | | 336390-8 | 12/03 | 108.3 | 108.0 | 107.9 | -0.1 | -0.1 |
| Secondary products and miscellaneous receipts..... | | 336390-SM | | | | | | |
| Miscellaneous receipts..... | | 336390-M | 12/11 | 115.9 | 115.9 | 116.1 | 0.2 | 0.2 |
| Secondary products..... | | 336390-S | 12/11 | 111.1 | 115.8 | 116.6 | 9.5 | 0.7 |
| Aerospace product and parts manufacturing..... | 3364 | | 06/85 | 245.4 | 245.9 | 246.7 | 1.4 | 0.3 |
| Aerospace product and parts manufacturing..... | 33641 | | 06/85 | 245.4 | 245.9 | 246.7 | 1.4 | 0.3 |
| Aircraft mfg..... | 336411 | | 12/85 | 255.5 | 255.9 | 256.5 | 1.5 | 0.2 |
| Primary products..... | | 336411-P | 12/85 | 243.9 | 244.4 | 244.9 | 0.9 | 0.2 |
| Civilian aircraft..... | | 336411-3 | 12/85 | 295.1 | 296.4 | 297.5 | 1.7 | 0.4 |
| Military aircraft..... | | 336411-4 | 06/13 | 102.0 | — | — | — | — |
| Modification, conversion, and overhaul of previously accepted aircraft..... | | 336411-5 | 12/85 | — | 144.8 | 144.8 | — | 0.0 |
| Secondary products and miscellaneous receipts..... | | 336411-SM | | | | | | |
| Miscellaneous receipts..... | | 336411-M | 01/86 | 271.5 | — | — | — | — |
| Aircraft engine and engine parts mfg..... | 336412 | | 12/85 | 235.8 | 236.0 | 238.3 | 2.1 | 1.0 |
| Primary products..... | | 336412-P | 12/85 | 239.3 | 239.0 | 240.9 | 1.9 | 0.8 |
| Aeronautical services on aircraft engines..... | | 336412-5 | 12/85 | 218.4 | 218.4 | 225.6 | 5.8 | 3.3 |
| Aircraft engine parts and accessories..... | | 336412-7 | 12/85 | 255.6 | 255.0 | 255.1 | 1.1 | 0.0 |
| Parts and accessories for military aircraft engines..... | | 336412-75 | 12/11 | 121.7 | 121.7 | 121.7 | 3.0 | 0.0 |
| Parts and accessories for civilian aircraft engines..... | | 336412-77 | 12/11 | 112.4 | 112.1 | 112.1 | 0.7 | 0.0 |
| Secondary products and miscellaneous receipts..... | | 336412-SM | | | | | | |
| Secondary products..... | | 336412-S | 12/85 | 214.6 | 215.2 | 215.7 | 0.4 | 0.2 |
| Other aircraft parts and equipment mfg..... | 336413 | | 06/85 | 191.7 | 192.4 | 192.6 | 1.0 | 0.1 |
| Primary products..... | | 336413-P | 06/85 | 187.6 | 188.2 | 188.2 | 0.6 | 0.0 |
| Aircraft propellers and helicopter rotors..... | | 336413-1 | 12/91 | 208.8 | 208.8 | — | — | — |
| Aircraft parts and auxiliary equipment..... | | 336413-7 | 06/85 | 180.4 | 181.0 | 181.0 | 0.7 | 0.0 |
| Aircraft landing gear for civilian and military aircraft..... | | 336413-72 | 06/08 | 156.8 | 156.8 | 156.8 | 0.8 | 0.0 |
| Other aircraft subassemblies and parts for military aircraft..... | | 336413-73 | 06/08 | 121.4 | 123.3 | 123.3 | 2.0 | 0.0 |
| Other aircraft subassemblies and parts for civilian aircraft..... | | 336413-74 | 06/08 | 104.8 | 104.7 | 104.7 | 0.4 | 0.0 |
| Secondary products and miscellaneous receipts..... | | 336413-SM | | | | | | |

See footnotes at end of table.

Table 11. Producer price indexes for the net output of selected industries and their products, not seasonally adjusted — Continued

| Industry and product ¹ | Industry code | Product code | Index base | Index | | | Percent change to July 2021 from: | |
|---|---------------|--------------|------------|------------------------|------------------------|------------------------|-----------------------------------|-----------|
| | | | | Mar. 2021 ² | June 2021 ² | July 2021 ² | July 2020 | June 2021 |
| Other aircraft parts and equipment mfg - Continued | | | | | | | | |
| Secondary products..... | | 336413-S | 06/85 | 224.1 | 227.8 | 230.5 | 3.7 | 1.2 |
| Railroad rolling stock manufacturing..... | 3365 | | 06/84 | 190.4 | 190.7 | 191.1 | 0.7 | 0.2 |
| Railroad rolling stock manufacturing..... | 33651 | | 06/84 | 190.5 | 190.7 | 191.2 | 0.8 | 0.3 |
| Railroad rolling stock mfg..... | 336510 | | 06/84 | 190.3 | 190.5 | 191.0 | 0.7 | 0.3 |
| Primary products..... | | 336510-P | 06/84 | 194.8 | 195.0 | 195.5 | 0.8 | 0.3 |
| Street, subway, trolley, and rapid transit cars, and railway maintenance equipment and parts..... | | 336510-5 | 06/84 | 171.1 | 171.4 | 171.9 | 2.2 | 0.3 |
| Railway maintenance of way equipment & parts, parts for all railcars, & other railway vehicles..... | | 336510-54 | 06/84 | 171.3 | 171.7 | 172.2 | 2.5 | 0.3 |
| Air brake and other brake equipment..... | | 336510-541 | 06/84 | 120.2 | 120.0 | 120.1 | 0.0 | 0.1 |
| Railway maintenance of way & all other railroad and streetcar equipment, parts and accessories..... | | 336510-542 | 06/84 | 177.6 | 178.0 | 178.7 | 2.9 | 0.4 |
| Secondary products and miscellaneous receipts..... | | 336510-SM | | | | | | |
| Miscellaneous receipts..... | | 336510-M | 06/84 | 147.9 | 148.8 | 148.6 | 0.9 | -0.1 |
| Secondary products..... | | 336510-S1 | 12/11 | 102.3 | 102.5 | 102.3 | 0.5 | -0.2 |
| Ship and boat building..... | 3366 | | 12/84 | 240.2 | 242.3 | 244.1 | 2.6 | 0.7 |
| Ship and boat building..... | 33661 | | 12/84 | 240.2 | 242.3 | 244.1 | 2.6 | 0.7 |
| Ship building and repairing..... | 336611 | | 12/85 | 215.5 | 216.7 | 217.4 | 1.6 | 0.3 |
| Primary products..... | | 336611-P | 12/85 | 209.2 | 210.4 | 210.4 | 1.3 | 0.0 |
| Ship repair, nonmilitary..... | | 336611-A | 12/85 | 213.7 | 222.9 | 222.9 | 4.6 | 0.0 |
| Military self-propelled ships, new construction..... | | 336611-5 | 12/85 | 189.1 | 189.4 | 189.5 | 0.4 | 0.1 |
| Ship repair, military..... | | 336611-8 | 12/85 | 195.4 | 196.6 | 196.5 | 2.8 | -0.1 |
| Nonmilitary self-propelled ships, new construction..... | | 336611-9 | 12/85 | 357.2 | 362.3 | 362.3 | 3.3 | 0.0 |
| Secondary products and miscellaneous receipts..... | | 336611-SM2 | | | | | | |
| Boat building..... | 336612 | | 12/81 | 308.5 | 314.0 | 320.1 | 5.5 | 1.9 |
| Primary products..... | | 336612-P | 12/81 | 309.8 | 315.6 | 321.8 | 5.8 | 2.0 |
| Outboard motorboats, including commercial and military (except sailboats and lifeboats)..... | | 336612-1 | 12/81 | 359.7 | 370.2 | 378.2 | 7.7 | 2.2 |
| Outboard motorboats, wood or metal, incl. comm. and military (exc. sailboats and lifeboats)..... | | 336612-11 | 06/11 | 137.6 | 141.7 | 142.2 | 6.8 | 0.4 |
| Outboard motorboats, plastics/fiberglass, incl. comm. and mil. (exc. sailboats and lifeboats)..... | | 336612-14 | 06/11 | 136.8 | 140.7 | 145.9 | 8.5 | 3.7 |
| Inboard motorboats, including commercial and military (except sailboats and lifeboats)..... | | 336612-3 | 12/81 | 301.6 | 306.9 | 309.8 | 4.2 | 0.9 |
| Inboard cabin cruisers, including commercial and military (except sailboats and lifeboats)..... | | 336612-31 | 06/11 | 123.8 | 127.1 | 127.4 | 3.9 | 0.2 |
| Other inboard motorboats, including commercial and military (except sailboats and lifeboats)..... | | 336612-32 | 06/11 | 128.5 | 129.7 | 131.7 | — | 1.5 |
| Inboard-outdrive boats, including commercial and military (except sailboats and lifeboats)..... | | 336612-5 | 12/81 | 257.5 | 257.8 | 266.7 | 4.3 | 3.5 |
| All other inboard-outdrive boats, incl. comm. and military (except sailboats and lifeboats)..... | | 336612-52 | 06/11 | 124.7 | 124.9 | 129.9 | 4.9 | 4.0 |
| All other boats (excluding military and commercial)..... | | 336612-8 | 12/81 | 260.4 | 260.4 | 260.4 | — | 0.0 |
| Secondary products and miscellaneous receipts..... | | 336612-SM | | | | | | |
| Miscellaneous receipts..... | | 336612-M | 12/88 | 251.3 | 252.6 | 257.3 | 2.6 | 1.9 |
| Other transportation equipment manufacturing..... | 3369 | | 12/03 | 118.4 | 118.9 | 119.0 | 0.8 | 0.1 |
| Other transportation equipment manufacturing..... | 33699 | | 12/03 | 118.4 | 118.9 | 119.0 | 0.8 | 0.1 |
| Motorcycle, bicycle, and parts mfg..... | 336991 | | 12/84 | 153.7 | 153.7 | 153.7 | 0.3 | 0.0 |
| Primary products..... | | 336991-P | 12/84 | 158.9 | 158.9 | 158.9 | 0.3 | 0.0 |
| Motorcycles, including three-wheel motorbikes, motorscooters, mopeds, and parts..... | | 336991-3 | 12/84 | 179.2 | 179.2 | 179.2 | 0.1 | 0.0 |
| Bicycles, including parts (excluding children's 2-wheel sidewalk cycles)..... | | 336991-4 | 12/84 | 160.2 | 160.2 | 160.2 | 1.6 | 0.0 |
| Cycles, all types, tubular construction..... | | 336991-42 | 12/98 | 136.0 | 136.0 | — | — | — |
| Parts for bicycles, unicycles, and adult tricycles..... | | 336991-45 | 12/84 | 164.0 | 164.0 | 164.0 | 2.8 | 0.0 |
| Secondary products and miscellaneous receipts..... | | 336991-SM | | | | | | |
| Secondary products..... | | 336991-S | 12/84 | 149.9 | 149.9 | 149.9 | 0.3 | 0.0 |
| All other transportation equipment mfg..... | 336999 | | 12/03 | 117.9 | 118.8 | 118.9 | 1.2 | 0.1 |
| Primary products..... | | 336999-P | 12/03 | 115.9 | 116.8 | 116.9 | 0.9 | 0.1 |
| All-terrain vehicles and parts..... | | 336999-4 | 06/08 | 101.6 | 102.3 | 102.5 | 0.7 | 0.2 |
| All other miscellaneous transportation equipment..... | | 336999-6 | 06/08 | 106.7 | 108.5 | 108.5 | 2.3 | 0.0 |
| Secondary products and miscellaneous receipts..... | | 336999-SM | | | | | | |
| Miscellaneous receipts..... | | 336999-M | 12/03 | 133.2 | 133.2 | 133.2 | 4.1 | 0.0 |
| Secondary products..... | | 336999-S | 12/03 | 147.8 | 148.9 | 148.9 | 3.3 | 0.0 |
| Furniture & related product mfg..... | 337 | | 12/84 | 220.0 | 229.3 | 231.0 | 7.7 | 0.7 |
| HH & institutional furniture & kitchen cabinet mfg..... | 3371 | | 12/84 | 210.1 | 216.9 | 219.7 | 7.6 | 1.3 |

See footnotes at end of table.

Table 11. Producer price indexes for the net output of selected industries and their products, not seasonally adjusted — Continued

| Industry and product ¹ | Industry code | Product code | Index base | Index | | | Percent change to July 2021 from: | |
|---|---------------|--------------|------------|------------------------|------------------------|------------------------|-----------------------------------|-----------|
| | | | | Mar. 2021 ² | June 2021 ² | July 2021 ² | July 2020 | June 2021 |
| Wood kitchen cabinet & countertop mfg. | 33711 | | 12/03 | 136.4 | 139.9 | 140.2 | 4.1 | 0.2 |
| Wood kitchen cabinet and countertop mfg. | 337110 | | 06/84 | 230.3 | 236.1 | 236.8 | 4.1 | 0.3 |
| Primary products. | | 337110-P | 12/03 | 136.8 | 140.1 | 140.5 | 3.9 | 0.3 |
| Custom wood kitchen cabinets, bathroom vanities, and related cabinet sold directly to customers. | | 337110-H | 03/04 | 122.9 | 125.6 | 125.6 | 3.4 | 0.0 |
| Stock wood kitchen cabinets and related cabinetwork for permanent installation. ... | | 337110-1 | 06/84 | 228.4 | 231.5 | 233.2 | 2.4 | 0.7 |
| Custom wood kitchen cabinets and related cabinetwork not sold direct to customer at retail. | | 337110-4 | 06/84 | 270.6 | — | — | — | — |
| Secondary products and miscellaneous receipts. | | 337110-SM | | | | | | |
| Household & institutional furniture mfg. | 33712 | | 12/03 | 145.6 | 150.8 | 153.4 | 9.3 | 1.7 |
| Upholstered household furniture mfg. | 337121 | | 06/82 | 216.0 | 220.6 | 227.8 | 12.4 | 3.3 |
| Primary products. | | 337121-P | 06/82 | 205.9 | 214.9 | 221.2 | 10.0 | 2.9 |
| Upholstered household furniture, excl. dual-purpose sleep furniture. | | 337121-1 | 06/82 | 202.7 | 211.6 | 217.9 | 10.1 | 3.0 |
| Upholstered household sofas, davenports, settees, and loveseats, except custom. | | 337121-11 | 06/82 | 202.3 | 210.6 | 218.5 | 12.2 | 3.8 |
| Upholstered household sectional sofa pieces, except custom. | | 337121-12 | 12/87 | 172.0 | 181.9 | 185.0 | 7.3 | 1.7 |
| Upholstered household rocking chairs, including swivel rockers, except custom. | | 337121-13 | 06/82 | — | 185.2 | 192.1 | — | 3.7 |
| Other upholstered household furniture, including custom sold at retail. | | 337121-15 | 06/05 | 149.2 | 152.7 | 157.1 | 11.6 | 2.9 |
| Dual-purpose sleep furniture incl. futon, conv. sofa, jackknife & chair beds, except custom. | | 337121-4 | 06/89 | 227.9 | 239.5 | — | — | — |
| Secondary products and miscellaneous receipts. | | 337121-SM | | | | | | |
| Miscellaneous receipts. | | 337121-M | 06/05 | 198.7 | 185.9 | 196.5 | 24.8 | 5.7 |
| Secondary products. | | 337121-S1 | 09/15 | 105.8 | — | — | — | — |
| Nonupholstered wood household furniture mfg. | 337122 | | 12/79 | 293.9 | 310.0 | 310.3 | 5.9 | 0.1 |
| Primary products. | | 337122-P | 12/79 | 309.3 | 323.5 | 324.1 | 6.6 | 0.2 |
| Infants' and children's wood furniture, except custom. | | 337122-A | 12/04 | 148.9 | 160.1 | 159.9 | 13.8 | -0.1 |
| Custom nonupholstered wood household furniture sold direct, excl. kitchen cabinets and vanities. | | 337122-J | 06/12 | 104.7 | 107.7 | 107.7 | 5.0 | 0.0 |
| Wood household den, family room, library, and living room furniture, except custom. | | 337122-1 | 12/79 | 307.1 | 320.0 | 321.5 | 6.2 | 0.5 |
| Wood dining room and kitchen furniture, excl. cabinets, except custom. | | 337122-4 | 12/79 | 349.2 | 360.1 | 360.3 | 4.0 | 0.1 |
| Wood bedroom furniture, except custom. | | 337122-8 | 12/79 | 306.6 | 324.3 | 324.5 | 7.9 | 0.1 |
| Secondary products and miscellaneous receipts. | | 337122-SM | | | | | | |
| Secondary products. | | 337122-S | 12/79 | 221.3 | 243.5 | 242.6 | 3.0 | -0.4 |
| Metal household furniture mfg. | 337124 | | 06/84 | 194.6 | 216.7 | 211.3 | 7.7 | -2.5 |
| Primary products. | | 337124-P | 06/84 | 192.5 | 218.5 | 212.0 | 8.8 | -3.0 |
| Metal dining room, and kitchen furniture, incl. padded and plain chairs and stools. | | 337124-1 | 06/84 | 142.8 | 210.1 | 177.6 | 13.6 | -15.5 |
| Metal outdoor and casual furniture, incl. beach, lawn, garden and porch. | | 337124-6 | 06/84 | 286.0 | 291.0 | 295.7 | 6.3 | 1.6 |
| Other nonupholstered metal household furniture. | | 337124-8 | 06/84 | 153.1 | 153.1 | 162.2 | 7.1 | 5.9 |
| Secondary products and miscellaneous receipts. | | 337124-SM | | | | | | |
| Secondary products. | | 337124-S | 06/84 | 252.4 | 250.6 | 252.0 | 2.0 | 0.6 |
| Household furniture, except wood or metal, mfg. | 337125 | | 12/85 | 134.6 | 136.5 | 137.8 | 1.5 | 1.0 |
| Primary products. | | 337125-P | 12/85 | 135.9 | 138.3 | 138.8 | 0.4 | 0.4 |
| Nonupholstered household furniture (except wood and metal). | | 337125-0 | 12/85 | 135.9 | 138.3 | 138.8 | 0.4 | 0.4 |
| Institutional furniture mfg. | 337127 | | 12/03 | 160.6 | 164.3 | 167.3 | 7.4 | 1.8 |
| Primary products. | | 337127-P | 12/03 | 161.0 | 164.9 | 167.8 | 7.6 | 1.8 |
| Other institutional furniture. | | 337127-B | 12/11 | 123.9 | 126.4 | 127.6 | 5.3 | 0.9 |
| School furniture (except stone and concrete), excl. library furniture. | | 337127-1 | 12/84 | 280.8 | 275.6 | 279.9 | 2.6 | 1.6 |
| Public building and related furniture, excl. bar, bowling, cafeteria, restaurant and school. | | 337127-5 | 12/84 | 241.0 | 251.0 | 253.5 | 10.4 | 1.0 |
| Public furniture (bar, bowling center, cafeteria, and restaurant). | | 337127-8 | 12/03 | 143.0 | 150.3 | 157.7 | 13.1 | 4.9 |
| Secondary products and miscellaneous receipts. | | 337127-SM | | | | | | |
| Miscellaneous receipts. | | 337127-M | 12/03 | 155.3 | 158.4 | 165.3 | 8.5 | 4.4 |
| Secondary products. | | 337127-S | 12/03 | 157.3 | 158.2 | 159.1 | 3.0 | 0.6 |
| Office furniture (including fixtures) mfg. | 3372 | | 12/03 | 159.7 | 168.2 | 168.3 | 7.9 | 0.1 |
| Office furniture (including fixtures) mfg. | 33721 | | 12/03 | 159.7 | 168.2 | 168.3 | 7.9 | 0.1 |
| Wood office furniture mfg. | 337211 | | 06/85 | 225.3 | 227.2 | 229.2 | 3.2 | 0.9 |
| Primary products. | | 337211-P | 06/85 | 227.6 | 228.9 | 231.3 | 2.9 | 1.0 |
| Wood office furniture panel systems, desking systems, and other wood office furniture. | | 337211-A | 06/98 | 146.2 | 145.3 | 145.6 | -0.3 | 0.2 |
| Wood office seating, including upholstered. | | 337211-1 | 06/98 | 165.6 | 167.2 | 171.5 | 5.5 | 2.6 |
| Wood office desks and desk extensions. | | 337211-4 | 06/85 | 248.8 | 250.9 | 252.5 | 3.4 | 0.6 |
| Wood office files, storage units, and tables. | | 337211-7 | 06/98 | 162.1 | 163.2 | 163.4 | 1.4 | 0.1 |
| Secondary products and miscellaneous receipts. | | 337211-SM | | | | | | |
| Secondary products. | | 337211-S | 06/85 | 194.8 | 199.5 | 199.1 | 4.9 | -0.2 |

See footnotes at end of table.

Table 11. Producer price indexes for the net output of selected industries and their products, not seasonally adjusted — Continued

| Industry and product ¹ | Industry code | Product code | Index base | Index | | | Percent change to July 2021 from: | |
|---|---------------|--------------|------------|------------------------|------------------------|------------------------|-----------------------------------|-----------|
| | | | | Mar. 2021 ² | June 2021 ² | July 2021 ² | July 2020 | June 2021 |
| Custom architectural woodwork and millwork..... | 337212 | | 12/03 | 142.6 | 148.4 | 147.7 | 5.4 | -0.5 |
| Primary products..... | | 337212-P | 12/03 | 139.5 | 145.1 | 144.3 | 5.6 | -0.6 |
| Custom architectural woodwork, millwork, and fixtures..... | | 337212-0 | 12/03 | 139.5 | 145.1 | 144.3 | 5.6 | -0.6 |
| Secondary products and miscellaneous receipts..... | | 337212-SM | | | | | | |
| Office furniture, except wood, mfg..... | 337214 | | 12/79 | 333.7 | 341.8 | 341.0 | 3.2 | -0.2 |
| Primary products..... | | 337214-P | 12/79 | 334.7 | 343.9 | 343.0 | 3.3 | -0.3 |
| Office seating, including upholstered, except wood..... | | 337214-1 | 12/79 | 256.9 | 277.9 | 275.6 | 5.0 | -0.8 |
| Office files, storage units, and tables, except wood..... | | 337214-7 | 06/95 | 178.3 | 183.5 | 183.0 | -0.7 | -0.3 |
| Secondary products and miscellaneous receipts..... | | 337214-SM | | | | | | |
| Showcases, partitions, shelving, and lockers mfg..... | 337215 | | 12/03 | 167.1 | 187.1 | 188.2 | 18.7 | 0.6 |
| Primary products..... | | 337215-P | 12/03 | 148.6 | 168.6 | 169.8 | 20.7 | 0.7 |
| Storage racks and accessories, except wood..... | | 337215-E | 12/83 | 232.8 | 256.2 | 274.0 | 41.2 | 6.9 |
| Fixtures (bank, office, and store), except wood..... | | 337215-G | 12/83 | 245.7 | 249.7 | — | — | — |
| Wood furniture dimensions and nonwood furniture parts and frames..... | | 337215-L | 12/06 | 114.3 | 136.0 | 141.5 | 19.5 | 4.0 |
| Secondary products and miscellaneous receipts..... | | 337215-SM | | | | | | |
| Other furniture related product mfg..... | 3379 | | 12/03 | 149.6 | 158.1 | 159.3 | 8.6 | 0.8 |
| Mattress mfg..... | 33791 | | 12/03 | 156.8 | 165.8 | 167.1 | 9.3 | 0.8 |
| Mattress mfg..... | 337910 | | 06/83 | 219.6 | 232.3 | 234.2 | 9.3 | 0.8 |
| Primary products..... | | 337910-P | 06/83 | 217.5 | 230.0 | 232.0 | 9.1 | 0.9 |
| Sleep system ensembles and mattresses, excluding conventional waterbeds..... | | 337910-A | 05/96 | 172.1 | — | — | — | — |
| Mattress and foundation sets..... | | 337910-E | 12/03 | 129.8 | 136.1 | 137.7 | 6.4 | 1.2 |
| Innerspring mattresses, excluding crib-size..... | | 337910-1 | 01/04 | 169.1 | 182.0 | 183.6 | 13.4 | 0.9 |
| Other mattresses, including crib, foam, waterbed mattresses and mattress inserts..... | | 337910-4 | 06/83 | 212.0 | 215.8 | 215.9 | 2.5 | 0.0 |
| Foundations, excl. innerspring units, hybrid-type flotation, ensembles, and adjustable units..... | | 337910-7 | 12/03 | — | 187.7 | 190.1 | 12.1 | 1.3 |
| Secondary products and miscellaneous receipts..... | | 337910-SM | | | | | | |
| Secondary products..... | | 337910-S | 12/03 | 100.6 | 100.6 | 100.6 | 13.5 | 0.0 |
| Blind & shade mfg..... | 33792 | | 12/03 | 134.8 | 142.2 | 142.9 | 5.4 | 0.5 |
| Blind and shade mfg..... | 337920 | | 06/84 | 204.6 | 215.9 | 216.9 | 5.3 | 0.5 |
| Primary products..... | | 337920-P | 06/84 | 203.4 | 216.4 | 218.3 | 6.7 | 0.9 |
| Window shades and window shade accessories and rollers..... | | 337920-2 | 06/84 | 242.2 | 257.2 | 260.1 | — | 1.1 |
| Secondary products and miscellaneous receipts..... | | 337920-SM | | | | | | |
| Miscellaneous mfg..... | 339 | | 12/03 | 129.9 | 131.7 | 132.0 | 2.8 | 0.2 |
| Medical equipment & supplies mfg..... | 3391 | | 12/03 | 122.2 | 123.6 | 123.9 | 2.2 | 0.2 |
| Medical equipment & supplies mfg..... | 33911 | | 12/03 | 122.2 | 123.6 | 123.9 | 2.2 | 0.2 |
| Surgical and medical instrument mfg..... | 339112 | | 06/82 | 142.5 | 143.8 | 143.9 | 0.6 | 0.1 |
| Primary products..... | | 339112-P | 06/82 | 142.7 | 144.3 | 144.4 | 0.3 | 0.1 |
| Surgical and medical instruments..... | | 339112-0 | 06/82 | 136.8 | 138.3 | 138.4 | 0.3 | 0.1 |
| Surgical and orthopedic instruments..... | | 339112-01 | 06/12 | 108.7 | 108.7 | 108.7 | 0.1 | 0.0 |
| Surgical and medical syringes and hypodermic needles..... | | 339112-03 | 06/12 | — | 99.5 | — | — | — |
| Surgical and medical catheters..... | | 339112-05 | 06/82 | 115.4 | 116.0 | — | — | — |
| Other surgical and medical apparatus and instruments, excluding parts..... | | 339112-06 | 06/12 | 97.2 | 97.5 | 98.0 | 1.3 | 0.5 |
| Parts for surgical and medical apparatus and instruments..... | | 339112-09 | 06/12 | 109.4 | 109.5 | 109.2 | -5.5 | -0.3 |
| Secondary products and miscellaneous receipts..... | | 339112-SM | | | | | | |
| Miscellaneous receipts..... | | 339112-M | 01/83 | 184.1 | 180.4 | — | — | — |
| Secondary products..... | | 339112-S | 10/82 | 125.5 | 125.5 | 125.5 | 3.1 | 0.0 |
| Surgical appliance and supplies mfg..... | 339113 | | 06/83 | 216.2 | 217.0 | 218.3 | 2.5 | 0.6 |
| Primary products..... | | 339113-P | 06/83 | 220.2 | 221.2 | 222.7 | 2.6 | 0.7 |
| Medical and surgical appliances and supplies, incl. orthopedic, prosthetic, and therapeutic..... | | 339113-2 | 06/83 | 213.4 | 214.5 | 215.5 | 1.9 | 0.5 |
| Other orthopedic and prosthetic appliances..... | | 339113-22 | 12/03 | 97.5 | 97.5 | 99.1 | 1.6 | 1.6 |
| Other medical and surgical appliances and supplies..... | | 339113-27 | 12/03 | 129.5 | 130.3 | 130.5 | 2.0 | 0.2 |
| Hospital beds and specialized hospital furniture..... | | 339113-4 | 12/11 | 114.6 | 115.2 | 115.9 | 1.0 | 0.6 |
| Personal industrial and nonindustrial safety equipment and clothing..... | | 339113-6 | 06/83 | 252.1 | 252.1 | 256.7 | 7.1 | 1.8 |
| Secondary products and miscellaneous receipts..... | | 339113-SM | | | | | | |
| Miscellaneous receipts..... | | 339113-M | 07/88 | 222.9 | 223.2 | 223.7 | 2.2 | 0.2 |
| Secondary products..... | | 339113-S | 06/83 | 161.7 | 161.7 | 161.7 | 1.8 | 0.0 |
| Dental equipment and supplies mfg..... | 339114 | | 06/85 | 441.0 | 471.3 | 472.1 | 12.0 | 0.2 |
| Primary products..... | | 339114-P | 06/85 | 420.9 | 453.2 | 453.2 | 13.0 | 0.0 |
| Dental professional equipment and supplies..... | | 339114-1 | 06/97 | 186.7 | 187.7 | 187.7 | 2.5 | 0.0 |
| Professional dental equipment..... | | 339114-11 | 06/85 | 287.2 | 290.5 | 290.5 | 3.6 | 0.0 |
| Professional dental supplies..... | | 339114-12 | 06/85 | 278.1 | 278.1 | 278.1 | 1.6 | 0.0 |
| Secondary products and miscellaneous receipts..... | | 339114-SM | | | | | | |
| Miscellaneous receipts..... | | 339114-M | 06/85 | 292.4 | 292.7 | 292.7 | 1.7 | 0.0 |

See footnotes at end of table.

Table 11. Producer price indexes for the net output of selected industries and their products, not seasonally adjusted — Continued

| Industry and product ¹ | Industry code | Product code | Index base | Index | | | Percent change to July 2021 from: | |
|--|---------------|--------------|------------|------------------------|------------------------|------------------------|-----------------------------------|-----------|
| | | | | Mar. 2021 ² | June 2021 ² | July 2021 ² | July 2020 | June 2021 |
| Ophthalmic goods mfg. | 339115 | | 12/83 | 160.1 | 161.7 | 160.6 | 0.5 | -0.7 |
| Primary products. | | 339115-P | 12/83 | 156.4 | 158.2 | 156.9 | 0.4 | -0.8 |
| Ophthalmic goods, other types, including prescription ground eyeglass lenses. | | 339115-B | 12/83 | 155.0 | — | 156.4 | 0.9 | — |
| Ophthalmic fronts, temples, and focal and contact lenses. | | 339115-9 | 12/11 | 109.6 | 109.6 | 109.6 | 0.1 | 0.0 |
| Secondary products and miscellaneous receipts. | | 339115-SM | | | | | | |
| Other miscellaneous mfg. | 3399 | | 12/85 | 186.6 | 190.0 | 190.5 | 3.6 | 0.3 |
| Jewelry & silverware mfg. | 33991 | | 12/85 | 233.3 | 236.2 | 234.9 | 3.4 | -0.6 |
| Jewelry and silverware mfg. | 339910 | | 12/11 | 110.0 | 111.4 | 110.8 | 3.5 | -0.5 |
| Primary products. | | 339910-P | 12/11 | 109.2 | 110.7 | 110.0 | 3.3 | -0.6 |
| Jewelry, gold and platinum. | | 339910-1 | 12/85 | 236.0 | 240.2 | 238.1 | 2.4 | -0.9 |
| Costume jewelry and novelties. | | 339910-4 | 12/03 | 144.5 | 145.2 | 145.2 | 3.8 | 0.0 |
| Jewelers' findings and materials, precious metal. | | 339910-5 | 12/91 | 332.0 | 337.6 | 335.1 | 6.7 | -0.7 |
| Lapidary work, except for watch jewels. | | 339910-7 | 09/16 | 104.1 | — | — | — | — |
| All other jewelry and personal goods (excluding costume). | | 339910-8 | 12/11 | 107.7 | 108.7 | 108.0 | 7.4 | -0.6 |
| Secondary products and miscellaneous receipts. | | 339910-SM | | | | | | |
| Miscellaneous receipts. | | 339910-M | 12/11 | 123.7 | 124.2 | 124.2 | 3.8 | 0.0 |
| Sporting & athletic goods mfg. | 33992 | | 12/03 | 126.3 | 129.8 | 130.3 | 4.3 | 0.4 |
| Sporting and athletic goods mfg. | 339920 | | 12/85 | 154.8 | 159.1 | 159.7 | 4.2 | 0.4 |
| Primary products. | | 339920-P | 12/85 | 144.3 | 149.4 | 150.1 | 5.4 | 0.5 |
| Other sporting and athletic goods. | | 339920-A | 12/85 | 150.6 | 153.6 | 158.6 | 7.0 | 3.3 |
| Golf equipment, excluding apparel and shoes. | | 339920-4 | 12/85 | 77.4 | — | 78.3 | 0.9 | — |
| Playground equipment. | | 339920-5 | 06/92 | 312.3 | 338.6 | 333.4 | 11.4 | -1.5 |
| Gymnasium and exercise equipment. | | 339920-7 | 06/92 | 130.7 | 142.2 | 138.6 | 7.1 | -2.5 |
| Secondary products and miscellaneous receipts. | | 339920-SM | | | | | | |
| Miscellaneous receipts. | | 339920-M | 12/85 | 204.3 | 204.3 | 204.3 | 0.0 | 0.0 |
| Secondary products. | | 339920-S | 12/85 | 184.8 | 197.6 | 197.6 | 11.3 | 0.0 |
| Doll, toy & game mfg. | 33993 | | 12/03 | 133.0 | 134.4 | 135.6 | 6.4 | 0.9 |
| Doll, toy, and game mfg. | 339930 | | 06/85 | 160.6 | 162.3 | 163.8 | 6.4 | 0.9 |
| Primary products. | | 339930-P | 06/85 | 165.6 | 165.7 | 166.7 | 6.3 | 0.6 |
| Models (operating & static), craft kits/supply, natural science kits, & collectors' miniatures. | | 339930-6 | 06/85 | 237.5 | 237.5 | 240.1 | 3.9 | 1.1 |
| Other nonelectronic toys, including parts. | | 339930-8 | 06/85 | 159.0 | 159.0 | 159.0 | 12.4 | 0.0 |
| Secondary products and miscellaneous receipts. | | 339930-SM | | | | | | |
| Office supplies (exc paper) mfg. | 33994 | | 12/85 | 168.0 | 168.7 | 168.7 | 0.8 | 0.0 |
| Office supplies, except paper, mfg. | 339940 | | 12/11 | 115.0 | 115.4 | 115.4 | 0.8 | 0.0 |
| Primary products. | | 339940-P | 12/11 | 111.2 | 111.6 | 111.6 | 0.8 | 0.0 |
| Pens, mechanical pencils, markers, and associated parts. | | 339940-1 | 12/85 | 194.9 | 196.5 | 196.5 | 1.1 | 0.0 |
| Lead pencils, art goods, office supplies & small office equipment, excluding paper. | | 339940-2 | 12/03 | 124.7 | 125.1 | 125.1 | 1.2 | 0.0 |
| Marking devices. | | 339940-3 | 12/85 | 169.0 | 169.3 | 169.3 | 0.3 | 0.0 |
| Secondary products and miscellaneous receipts. | | 339940-SM | | | | | | |
| Miscellaneous receipts. | | 339940-M | 12/11 | 137.1 | 137.1 | 137.1 | 0.0 | 0.0 |
| Secondary Products. | | 339940-S | 12/11 | 113.7 | 116.3 | 116.5 | 5.0 | 0.2 |
| Sign mfg. | 33995 | | 12/03 | 130.2 | 135.2 | 135.9 | 6.0 | 0.5 |
| Sign mfg. | 339950 | | 12/85 | 189.3 | 196.4 | 197.5 | 6.0 | 0.6 |
| Primary products. | | 339950-P | 12/85 | 184.7 | 192.9 | 194.2 | 7.3 | 0.7 |
| Electric signs and displays, including trade show exhibits. | | 339950-1 | 12/85 | 164.6 | 176.3 | 176.3 | 7.0 | 0.0 |
| Nonelectric signs and displays, including trade show exhibits. | | 339950-4 | 12/85 | 215.3 | 220.3 | 223.1 | 7.5 | 1.3 |
| Secondary products and miscellaneous receipts. | | 339950-SM | | | | | | |
| All other misc mfg. | 33999 | | 12/03 | 139.2 | 140.5 | 141.1 | 2.5 | 0.4 |
| Gasket, packing, and sealing device mfg. | 339991 | | 12/85 | 199.7 | 202.3 | 203.8 | 3.8 | 0.7 |
| Primary products. | | 339991-P | 12/85 | 205.5 | 208.4 | 210.1 | 3.8 | 0.8 |
| Compression packing. | | 339991-1 | 12/85 | 235.2 | 235.2 | 239.7 | 2.1 | 1.9 |
| Molded packing and seals. | | 339991-2 | 06/07 | 125.2 | 126.1 | 126.6 | 1.4 | 0.4 |
| Nonmetallic gaskets and gasketing. | | 339991-3 | 12/85 | 218.8 | 223.0 | 227.2 | 6.0 | 1.9 |
| Metallic gaskets and machined seals. | | 339991-7 | 12/85 | 274.6 | 274.6 | 274.6 | 2.7 | 0.0 |
| Rotary oil seals. | | 339991-9 | 12/90 | 140.8 | 156.8 | 160.6 | 14.8 | 2.4 |
| Secondary products and miscellaneous receipts. | | 339991-SM | | | | | | |
| Miscellaneous receipts. | | 339991-M | 06/97 | 133.9 | 134.1 | 134.7 | 3.9 | 0.4 |
| Secondary products. | | 339991-S | 12/85 | 140.7 | 143.2 | 143.6 | 3.0 | 0.3 |
| Musical instrument mfg. | 339992 | | 06/85 | 248.1 | 251.4 | 253.7 | 3.6 | 0.9 |
| Primary products. | | 339992-P | 06/85 | 247.0 | 249.8 | 252.5 | 3.4 | 1.1 |
| Nonelectronic pianos, organs, and nonelectronic pianos and organ parts, excluding benches. | | 339992-A | 12/09 | 148.9 | 154.9 | — | — | — |
| Other musical instruments and parts. | | 339992-7 | 06/85 | 234.2 | 235.8 | 238.7 | 3.3 | 1.2 |

See footnotes at end of table.

Table 11. Producer price indexes for the net output of selected industries and their products, not seasonally adjusted — Continued

| Industry and product ¹ | Industry code | Product code | Index base | Index | | | Percent change to July 2021 from: | |
|--|---------------|--------------|------------|------------------------|------------------------|------------------------|-----------------------------------|-----------|
| | | | | Mar. 2021 ² | June 2021 ² | July 2021 ² | July 2020 | June 2021 |
| Musical instrument mfg - Continued | | | | | | | | |
| Other electronic musical instruments, excluding electronic organs..... | | 339992-71 | 12/09 | 129.1 | 132.5 | 136.3 | 9.0 | 2.9 |
| Other nonelectronic musical instruments..... | | 339992-72 | 06/99 | 134.8 | 135.4 | 137.3 | 3.3 | 1.4 |
| Parts and accessories for other musical instruments, sold separately, excl. benches & cases..... | | 339992-73 | 06/85 | 189.6 | 189.5 | 190.2 | 0.7 | 0.4 |
| Secondary products and miscellaneous receipts..... | | 339992-SM | | | | | | |
| Miscellaneous receipts..... | | 339992-M | 06/85 | 268.8 | 277.7 | 276.4 | 5.5 | -0.5 |
| Fastener, button, needle, and pin mfg..... | 339993 | | 12/85 | 205.6 | 207.0 | 210.4 | 3.5 | 1.6 |
| Primary products..... | | 339993-P | 12/85 | 212.6 | 214.2 | 217.7 | 3.6 | 1.6 |
| Fasteners, zippers, buttons, needles, pins, and buckles (except precious metal) ... | | 339993-0 | 12/85 | 212.6 | 214.2 | 217.7 | 3.6 | 1.6 |
| Secondary products and miscellaneous receipts..... | | 339993-SM | | | | | | |
| Broom, brush, and mop mfg..... | 339994 | | 12/85 | 188.2 | 192.6 | 193.7 | 3.3 | 0.6 |
| Primary products..... | | 339994-P | 12/85 | 191.9 | 193.8 | 195.2 | 2.0 | 0.7 |
| Brooms, mops and dusters..... | | 339994-1 | 12/85 | 221.2 | 224.8 | 229.6 | 4.5 | 2.1 |
| Brooms..... | | 339994-11 | 06/07 | 131.1 | — | — | — | — |
| Mops and dusters, including refills..... | | 339994-13 | 06/07 | 124.7 | 125.8 | 128.9 | 4.0 | 2.5 |
| Paint and varnish brushes, paint holders, pads, roller frames and rollers..... | | 339994-3 | 12/85 | 161.1 | 161.1 | 161.1 | 0.1 | 0.0 |
| Paint and varnish brushes..... | | 339994-31 | 06/07 | 114.7 | 114.7 | 114.7 | 0.0 | 0.0 |
| Paint holders, pads, roller frames and rollers..... | | 339994-32 | 06/07 | 100.2 | 100.2 | 100.2 | 0.1 | 0.0 |
| Other types of brushes..... | | 339994-5 | 12/85 | 198.1 | 200.0 | 200.4 | 1.3 | 0.2 |
| Personal brushes..... | | 339994-51 | 06/07 | 105.4 | 107.0 | 106.8 | 1.3 | -0.2 |
| All other types of brushes, except personal..... | | 339994-52 | 06/07 | 137.3 | 137.4 | 138.5 | 1.2 | 0.8 |
| Secondary and miscellaneous receipts..... | | 339994-SM | | | | | | |
| Burial casket mfg..... | 339995 | | 12/84 | 397.1 | 403.0 | 398.9 | 4.2 | -1.0 |
| Primary products..... | | 339995-P | 12/84 | 398.2 | 404.4 | 400.0 | 4.1 | -1.1 |
| Metal burial caskets and coffins, completely lined and trimmed, adult sizes only. ... | | 339995-1 | 12/84 | 414.8 | 427.5 | 417.9 | 4.6 | -2.2 |
| Other burial caskets and coffins, including burial boxes and vaults (except concrete and stone)..... | | 339995-5 | 12/84 | 289.6 | 290.1 | 290.1 | 3.3 | 0.0 |
| Secondary products and miscellaneous receipts..... | | 339995-SM | | | | | | |
| Secondary products..... | | 339995-S1 | 06/12 | 136.2 | — | 136.9 | 7.0 | — |
| All other miscellaneous mfg..... | 339999 | | 12/85 | 177.3 | 178.1 | 178.2 | 1.4 | 0.1 |
| Primary products..... | | 339999-P | 12/85 | 189.1 | 189.8 | 190.0 | 1.2 | 0.1 |
| Mirror and picture frames and framed pictures..... | | 339999-E | 06/84 | 221.4 | 228.0 | 228.0 | 3.0 | 0.0 |
| All other miscellaneous fabricated products, incl. fire extinguishers and umbrellas..... | | 339999-L | 12/85 | 222.1 | 222.8 | 223.1 | 2.0 | 0.1 |
| Candles, including tapers..... | | 339999-5 | 12/85 | 187.0 | 187.0 | 187.0 | 0.0 | 0.0 |
| Secondary products and miscellaneous receipts..... | | 339999-SM | | | | | | |
| Secondary products..... | | 339999-S | 12/85 | 154.4 | 157.9 | 157.8 | 6.4 | -0.1 |
| Services industries | | | | | | | | |
| Merchant wholesalers, durable goods..... | 423 | | 06/04 | 160.3 | 166.2 | 173.0 | 16.0 | 4.1 |
| Motor vehicle and parts merchant wholesalers..... | 4231 | | 05/19 | 96.6 | 97.1 | 102.3 | -1.4 | 5.4 |
| Motor vehicle and parts merchant wholesalers..... | 42310 | | 05/19 | 96.6 | 97.1 | 102.3 | -1.4 | 5.4 |
| Motor vehicle and parts merchant wholesalers..... | 423100 | | 05/19 | 96.6 | 97.1 | 102.3 | -1.4 | 5.4 |
| Primary services..... | | 423100-P | 02/09 | 123.1 | 123.8 | 130.9 | -1.4 | 5.7 |
| Motor vehicle and parts wholesaler services..... | | 423100-1 | 02/09 | 123.1 | 123.8 | 130.9 | -1.4 | 5.7 |
| Furniture and home furnishing merchant wholesalers..... | 4232 | | 05/19 | 107.1 | 110.8 | 115.8 | 11.2 | 4.5 |
| Furniture and home furnishing merchant wholesalers..... | 42320 | | 05/19 | 107.1 | 110.8 | 115.8 | 11.2 | 4.5 |
| Furniture and home furnishing merchant wholesalers..... | 423200 | | 05/19 | 107.1 | 110.9 | 115.8 | 11.2 | 4.4 |
| Primary services..... | | 423200-P | 02/09 | 117.0 | 121.4 | 126.8 | 11.5 | 4.4 |
| Furniture and home furnishing wholesaler services..... | | 423200-1 | 02/09 | 117.0 | 121.4 | 126.8 | 11.5 | 4.4 |
| Lumber and other construction materials merchant wholesalers..... | 4233 | | 05/19 | 107.5 | 122.1 | 125.9 | 22.2 | 3.1 |
| Lumber and other construction materials merchant wholesalers..... | 42330 | | 05/19 | 107.5 | 122.1 | 125.9 | 22.2 | 3.1 |
| Lumber and other construction materials merchant wholesalers..... | 423300 | | 05/19 | 107.5 | 122.0 | 125.8 | 22.1 | 3.1 |
| Primary services..... | | 423300-P | 02/09 | 114.7 | 130.7 | 134.9 | 22.9 | 3.2 |
| Lumber and other construction material wholesaler services..... | | 423300-1 | 02/09 | 114.7 | 130.7 | 134.9 | 22.9 | 3.2 |
| Professional and commercial equipment and supplies merchant wholesalers..... | 4234 | | 05/19 | 104.3 | 105.0 | 107.9 | 9.7 | 2.8 |
| Professional and commercial equipment and supplies merchant wholesalers..... | 42340 | | 05/19 | 104.3 | 105.0 | 107.9 | 9.7 | 2.8 |
| Professional and commercial equipment and supplies merchant wholesalers..... | 423400 | | 05/19 | 104.4 | 105.2 | 108.0 | 9.9 | 2.7 |
| Primary services..... | | 423400-P | 02/09 | 126.4 | 128.8 | 131.1 | 13.5 | 1.8 |
| Professional and commercial equipment and supplies wholesaler services..... | | 423400-1 | 02/09 | 126.4 | 128.8 | 131.1 | 13.5 | 1.8 |
| Other receipts..... | | 423400-SM | 05/19 | — | 94.3 | 101.0 | — | 7.1 |
| Metal and mineral (except petroleum) merchant wholesalers..... | 4235 | | 05/19 | 152.8 | 190.8 | 201.0 | 105.7 | 5.3 |

See footnotes at end of table.

Table 11. Producer price indexes for the net output of selected industries and their products, not seasonally adjusted — Continued

| Industry and product ¹ | Industry code | Product code | Index base | Index | | | Percent change to July 2021 from: | |
|--|---------------|--------------|------------|------------------------|------------------------|------------------------|-----------------------------------|-----------|
| | | | | Mar. 2021 ² | June 2021 ² | July 2021 ² | July 2020 | June 2021 |
| Metal and mineral (except petroleum) merchant wholesalers. | 42350 | | 05/19 | 152.8 | 190.8 | 201.0 | 105.7 | 5.3 |
| Metal and mineral (except petroleum) merchant wholesalers. | 423500 | | 05/19 | 152.8 | 190.8 | 201.1 | 105.6 | 5.4 |
| Primary services. | | 423500-P | 02/09 | 218.3 | 275.1 | 289.8 | 102.5 | 5.3 |
| Metals and minerals wholesaler services. | | 423500-1 | 02/09 | 218.3 | 275.1 | 289.8 | 102.5 | 5.3 |
| Household appliances and electrical and electronic goods merchant wholesalers. | 4236 | | 05/19 | 118.1 | 119.0 | 126.7 | 25.8 | 6.5 |
| Household appliances and electrical and electronic goods merchant wholesalers. | 42360 | | 05/19 | 118.1 | 119.0 | 126.7 | 25.8 | 6.5 |
| Household appliances and electrical and electronic goods merchant wholesalers. | 423600 | | 05/19 | 117.9 | 118.8 | 126.4 | 25.5 | 6.4 |
| Primary services. | | 423600-P | 02/09 | 135.1 | 136.1 | 145.8 | 28.8 | 7.1 |
| Household appliances, electrical, and electronics wholesaler services. | | 423600-1 | 02/09 | 135.1 | 136.1 | 145.8 | 28.8 | 7.1 |
| Hardware, plumbing and heating equipment and supplies merchant wholesalers. | 4237 | | 05/19 | 108.7 | 116.0 | 118.4 | 19.1 | 2.1 |
| Hardware, plumbing and heating equipment and supplies merchant wholesalers. | 42370 | | 05/19 | 108.7 | 116.0 | 118.4 | 19.1 | 2.1 |
| Hardware, plumbing, and heating equipment and supplies merchant wholesalers. | 423700 | | 05/19 | 108.7 | 116.0 | 118.4 | 19.1 | 2.1 |
| Primary services. | | 423700-P | 02/09 | 112.2 | 120.0 | 122.7 | 19.7 | 2.3 |
| Hardware, plumbing, and heating equipment and supplies wholesaler services. | | 423700-1 | 02/09 | 112.2 | 120.0 | 122.7 | 19.7 | 2.3 |
| Machinery, equipment, and supplies merchant wholesalers. | 4238 | | 05/19 | 104.7 | 105.5 | 108.2 | 4.3 | 2.6 |
| Machinery, equipment, and supplies merchant wholesalers. | 42380 | | 05/19 | 104.7 | 105.5 | 108.2 | 4.3 | 2.6 |
| Machinery and supply merchant wholesalers. | 423800 | | 05/19 | 104.8 | 105.6 | 108.3 | 4.3 | 2.6 |
| Primary services. | | 423800-P | 02/09 | 160.8 | 162.3 | 167.6 | 4.9 | 3.3 |
| Machinery and supply wholesaler services. | | 423800-1 | 02/09 | 160.8 | 162.3 | 167.6 | 4.9 | 3.3 |
| Other receipts. | | 423800-SM | 05/19 | 99.4 | 99.5 | 98.9 | 1.4 | -0.6 |
| Miscellaneous durable goods merchant wholesalers (except materials recyclers). | 4239 | | 05/19 | 117.9 | 123.7 | 127.4 | 14.6 | 3.0 |
| Miscellaneous durable goods merchant wholesalers (except materials recyclers). | 42390 | | 05/19 | 117.9 | 123.7 | 127.4 | 14.6 | 3.0 |
| Miscellaneous durable goods, except recyclable material, merchant wholesalers. | 423900 | | 05/19 | 117.7 | 123.6 | 127.3 | 14.8 | 3.0 |
| Primary services. | | 423900-P | 02/09 | 98.4 | 103.1 | 106.4 | 14.2 | 3.2 |
| Miscellaneous durable goods wholesaler services. | | 423900-1 | 02/09 | 98.4 | 103.1 | 106.4 | 14.2 | 3.2 |
| Merchant wholesalers, nondurable goods. | 424 | | 06/05 | 165.7 | 169.5 | 170.6 | 0.3 | 0.6 |
| Paper and paper product merchant wholesalers. | 4241 | | 01/21 | 104.0 | 103.8 | 104.4 | 4.9 | 0.6 |
| Paper and paper product merchant wholesalers. | 42410 | | 01/21 | 104.0 | 103.8 | 104.4 | 4.9 | 0.6 |
| Paper and paper product merchant wholesalers. | 424100 | | 01/21 | 104.0 | 103.8 | 104.4 | 4.9 | 0.6 |
| Primary services. | | 424100-P | 02/09 | 135.6 | 135.2 | 135.2 | 4.2 | 0.0 |
| Paper wholesaler services. | | 424100-1 | 02/09 | 135.6 | 135.2 | 135.2 | 4.2 | 0.0 |
| Wholesaling of paper and paper products. | | 424100-11 | 02/09 | 136.9 | 136.6 | 137.3 | 5.9 | 0.5 |
| Wholesaling of all other goods, except paper and paper products. | | 424100-12 | 01/21 | 96.7 | 96.0 | 91.8 | - | -4.4 |
| Drugs and druggists' sundries merchant wholesalers. | 4242 | | 01/21 | 102.7 | 104.7 | 102.3 | -8.1 | -2.3 |
| Drugs and druggists' sundries merchant wholesalers. | 42420 | | 01/21 | 102.7 | 104.7 | 102.3 | -8.1 | -2.3 |
| Drugs and druggists' sundries merchant wholesalers. | 424200 | | 01/21 | 102.7 | 104.7 | 102.3 | -8.1 | -2.3 |
| Primary products. | | 424200-P | 02/09 | 150.8 | 153.7 | 150.2 | -8.1 | -2.3 |
| Wholesaling of pharmaceuticals. | | 424200-1 | 02/09 | 153.3 | 155.6 | 151.5 | -7.3 | -2.6 |
| Wholesaling of all other goods, except pharmaceuticals. | | 424200-2 | 01/21 | 94.3 | 98.5 | 97.8 | - | -0.7 |
| Apparel and piece goods merchant wholesalers. | 4243 | | 01/21 | 90.3 | 85.6 | 89.0 | -12.0 | 4.0 |
| Apparel and piece goods merchant wholesalers. | 42430 | | 01/21 | 90.3 | 85.6 | 89.0 | -12.0 | 4.0 |
| Apparel and piece goods merchant wholesalers. | 424300 | | 01/21 | 90.3 | 85.6 | 89.0 | -12.0 | 4.0 |
| Primary services. | | 424300-P | 02/09 | 111.6 | 105.8 | 110.0 | -11.9 | 4.0 |
| Apparel wholesaler services. | | 424300-1 | 02/09 | 111.6 | 105.8 | 110.0 | -11.9 | 4.0 |
| Wholesaling of apparel. | | 424300-11 | 02/09 | 112.8 | 99.1 | 106.3 | -14.9 | 7.3 |
| Grocery and related product merchant wholesalers. | 4244 | | 01/21 | 99.1 | 101.1 | 100.0 | 2.5 | -1.1 |
| Grocery and related product merchant wholesalers. | 42440 | | 01/21 | 99.1 | 101.1 | 100.0 | 2.5 | -1.1 |
| Grocery and related product merchant wholesalers. | 424400 | | 01/21 | 99.1 | 101.1 | 100.0 | 2.5 | -1.1 |
| Primary services. | | 424400-P | 02/09 | 107.9 | 110.0 | 108.8 | 2.4 | -1.1 |
| Grocery and related product wholesaler services. | | 424400-1 | 02/09 | 107.9 | 110.0 | 108.8 | 2.4 | -1.1 |
| Wholesaling of fresh meat, seafood, dairy, and fruits and vegetables. | | 424400-11 | 06/13 | 123.0 | 123.9 | 123.9 | -2.0 | 0.0 |
| Wholesaling of packaged frozen and canned foods. | | 424400-12 | 06/13 | 139.2 | 137.5 | 139.6 | 3.1 | 1.5 |
| Wholesaling of baked goods, non-alcoholic beverages, and all other groceries. | | 424400-13 | 06/13 | 111.3 | 117.3 | 112.4 | 5.6 | -4.2 |
| Wholesaling of all other goods, except groceries. | | 424400-14 | 01/21 | 100.4 | 99.8 | 103.2 | - | 3.4 |
| Chemicals and allied products merchant wholesalers. | 4246 | | 01/21 | 105.2 | 111.4 | 113.1 | 12.9 | 1.5 |
| Chemicals and allied products merchant wholesalers. | 42460 | | 01/21 | 105.2 | 111.4 | 113.1 | 12.9 | 1.5 |
| Chemicals and allied products merchant wholesalers. | 424600 | | 01/21 | 105.2 | 111.4 | 113.1 | 12.9 | 1.5 |
| Primary products. | | 424600-P | 02/09 | 121.5 | 128.7 | 130.6 | 13.0 | 1.5 |
| Wholesaling of chemicals, plastics, and allied products. | | 424600-1 | 02/09 | 121.6 | 128.5 | 131.3 | 13.6 | 2.2 |

See footnotes at end of table.

Table 11. Producer price indexes for the net output of selected industries and their products, not seasonally adjusted — Continued

| Industry and product ¹ | Industry code | Product code | Index base | Index | | | Percent change to July 2021 from: | |
|--|---------------|--------------|------------|------------------------|------------------------|------------------------|-----------------------------------|-----------|
| | | | | Mar. 2021 ² | June 2021 ² | July 2021 ² | July 2020 | June 2021 |
| Chemicals and allied products merchant wholesalers - Continued | | | | | | | | |
| Wholesaling of all other goods, except chemicals, plastics, and allied products. . . . | | 424600-2 | 01/21 | 103.8 | 114.2 | 104.1 | - | -8.8 |
| Petroleum and petroleum products merchant wholesalers. | 4247 | | 01/21 | 102.0 | 108.8 | 112.8 | 6.9 | 3.7 |
| Petroleum and petroleum products merchant wholesalers. | 42470 | | 01/21 | 102.0 | 108.8 | 112.8 | 6.9 | 3.7 |
| Petroleum and petroleum products merchant wholesalers. | 424700 | | 01/21 | 102.0 | 108.8 | 112.8 | 6.9 | 3.7 |
| Primary products. | | 424700-P | 02/09 | 124.5 | 133.1 | 138.2 | 7.5 | 3.8 |
| Wholesaling of petroleum products. | | 424700-1 | 02/09 | 124.4 | 132.4 | 138.5 | 7.7 | 4.6 |
| Wholesaling of all other goods, except petroleum products. | | 424700-2 | 01/21 | 104.1 | 127.7 | 102.7 | - | -19.6 |
| Other receipts. | | 424700-SM | 01/21 | 100.0 | 102.9 | 102.9 | - | 0.0 |
| Beer, wine, and distilled alcoholic beverage merchant wholesalers. | 4248 | | 01/21 | 101.1 | 102.8 | 101.9 | 3.5 | -0.9 |
| Beer, wine, and distilled alcoholic beverage merchant wholesalers. | 42480 | | 01/21 | 101.1 | 102.8 | 101.9 | 3.5 | -0.9 |
| Beer, wine, and distilled alcoholic beverage merchant wholesalers. | 424800 | | 01/21 | 101.1 | 102.8 | 101.9 | 3.5 | -0.9 |
| Primary services. | | 424800-P | 02/09 | 127.7 | 129.8 | 128.6 | 3.5 | -0.9 |
| Alcoholic beverage wholesaler services. | | 424800-1 | 02/09 | 127.7 | 129.8 | 128.6 | 3.5 | -0.9 |
| Wholesaling of beer, wine, and distilled alcoholic beverages. | | 424800-11 | 02/09 | 127.8 | 129.8 | 129.1 | 3.9 | -0.5 |
| Wholesaling of all other goods, except alcoholic beverages. | | 424800-12 | 01/21 | 97.1 | 102.4 | 89.2 | - | -12.9 |
| Miscellaneous nondurable goods merchant wholesalers. | 4249 | | 01/21 | 98.7 | 100.4 | 102.9 | -1.9 | 2.5 |
| Miscellaneous nondurable goods merchant wholesalers. | 42490 | | 01/21 | 98.7 | 100.4 | 102.9 | -1.9 | 2.5 |
| Miscellaneous nondurable goods merchant wholesalers. | 424900 | | 01/21 | 98.7 | 100.4 | 102.9 | -1.9 | 2.5 |
| Primary services. | | 424900-P | 02/09 | 141.9 | 144.1 | 148.1 | -1.7 | 2.8 |
| Miscellaneous nondurable good wholesaler services. | | 424900-1 | 02/09 | 141.9 | 144.1 | 148.1 | -1.7 | 2.8 |
| Material recyclers. | 429930 | | 12/86 | 434.3 | 488.3 | 500.5 | 72.2 | 2.5 |
| Primary products. | | 429930-P | 12/86 | 432.7 | 487.4 | 500.3 | 74.9 | 2.6 |
| Ferrous metal scrap. | | 429930-1 | 12/86 | 574.2 | 634.3 | 638.6 | 103.2 | 0.7 |
| Carbon steel scrap. | | 429930-11 | 12/86 | 599.1 | 664.9 | 664.9 | 106.4 | 0.0 |
| Heavy melting scrap. | | 429930-111 | 12/86 | 618.0 | 702.3 | 684.1 | 100.1 | -2.6 |
| Carbon steel scrap bundles. | | 429930-112 | 12/86 | 664.0 | 744.7 | 764.4 | 130.6 | 2.6 |
| Shredded carbon steel scrap. | | 429930-113 | 12/86 | 390.5 | 427.9 | 428.5 | 101.5 | 0.1 |
| Cut plate and structural scrap. | | 429930-114 | 12/86 | 594.3 | 668.9 | 671.6 | 102.4 | 0.4 |
| Other carbon steel scrap. | | 429930-115 | 12/86 | - | 745.5 | 762.7 | 127.9 | 2.3 |
| Stainless and alloy steel scrap. | | 429930-12 | 12/86 | 635.7 | 652.2 | 720.0 | 58.1 | 10.4 |
| Cast iron scrap. | | 429930-13 | 12/86 | 334.7 | 357.2 | 373.4 | 107.9 | 4.5 |
| Other ferrous scrap. | | 429930-14 | 06/06 | 153.8 | 179.3 | 178.7 | 121.4 | -0.3 |
| Nonferrous metal scrap. | | 429930-2 | 12/86 | 540.3 | 616.2 | 618.4 | 50.1 | 0.4 |
| Copper base scrap. | | 429930-21 | 12/86 | 640.0 | 684.1 | 690.0 | 48.2 | 0.9 |
| No 1 copper wire, heavy. | | 429930-211 | 12/86 | 511.7 | 550.9 | 557.0 | 49.3 | 1.1 |
| No 2 copper wire, mixed. | | 429930-212 | 12/86 | 818.0 | 877.6 | 887.5 | 48.3 | 1.1 |
| Yellow brass scrap. | | 429930-213 | 12/86 | 645.8 | 727.4 | 733.6 | - | 0.9 |
| Aluminum base scrap. | | 429930-22 | 12/86 | 183.9 | 226.3 | 223.6 | 87.0 | -1.2 |
| Used beverage can scrap. | | 429930-223 | 12/86 | 192.4 | 199.1 | 202.0 | 56.5 | 1.5 |
| Other old aluminum base scrap. | | 429930-224 | 12/86 | 177.6 | 204.2 | 170.5 | 68.5 | -16.5 |
| Other nonferrous scrap (including lead, zinc and precious metals). | | 429930-23 | 12/86 | 3,391.6 | 3,839.4 | 3,881.8 | 33.6 | 1.1 |
| Recyclable paper. | | 429930-3 | 12/86 | 156.7 | 190.4 | 233.8 | 79.0 | 22.8 |
| News and other low grade recyclable paper. | | 429930-31 | 12/86 | 113.8 | 138.2 | 177.6 | 124.8 | 28.5 |
| Corrugated recyclable paper. | | 429930-33 | 12/86 | 115.4 | 140.5 | 159.2 | 80.7 | 13.3 |
| High grade recyclable paper (including pulp substitutes and deinking). | | 429930-34 | 12/86 | 138.2 | 166.5 | 265.1 | 65.5 | 59.2 |
| Recyclable materials, excluding metals and paper. | | 429930-4 | 12/86 | 157.9 | 177.5 | 185.6 | 38.4 | 4.6 |
| Recyclable plastics. | | 429930-42 | 06/96 | 76.9 | 79.1 | 93.5 | 19.3 | 18.2 |
| Other receipts. | | 429930-SM1 | | | | | | |
| Motor vehicle and parts dealers. | 441 | | 12/03 | 164.2 | 178.3 | 185.3 | 18.0 | 3.9 |
| Automobile dealers. | 4411 | | 12/03 | 160.7 | 178.5 | 187.3 | 22.0 | 4.9 |
| New car dealers. | 44111 | | 12/99 | 177.4 | 197.0 | 206.8 | 22.0 | 5.0 |
| New car dealers. | 441110 | | 12/99 | 177.5 | 197.1 | 206.9 | 22.1 | 5.0 |
| Primary services. | | 441110-P | 12/99 | 168.3 | 189.4 | 199.3 | 21.0 | 5.2 |
| Vehicle sales. | | 441110-1 | 12/99 | 97.4 | 138.1 | 156.9 | 68.5 | 13.6 |
| New vehicle sales. | | 441110-101 | 12/99 | 88.7 | 132.9 | 160.0 | 96.3 | 20.4 |
| Used vehicle sales. | | 441110-102 | 12/99 | 109.4 | 148.4 | 160.2 | 48.7 | 8.0 |
| Service labor and parts. | | 441110-2 | 12/99 | 216.5 | 216.7 | 217.2 | 1.5 | 0.2 |
| Other receipts. | | 441110-SM | 12/99 | 249.4 | 267.3 | 278.1 | 25.0 | 4.0 |
| Recreational vehicle dealers. | 44121 | | 06/01 | 182.7 | 199.9 | 209.1 | 43.4 | 4.6 |
| Recreational vehicle dealers. | 441210 | | 06/01 | 182.7 | 199.9 | 209.1 | 43.4 | 4.6 |
| Primary services. | | 441210-P | 06/01 | 189.9 | 207.2 | 218.1 | 45.5 | 5.3 |
| Recreational vehicle dealer services. | | 441210-1 | 06/01 | 189.9 | 207.2 | 218.1 | 45.5 | 5.3 |

See footnotes at end of table.

Table 11. Producer price indexes for the net output of selected industries and their products, not seasonally adjusted — Continued

| Industry and product ¹ | Industry code | Product code | Index base | Index | | | Percent change to July 2021 from: | |
|--|---------------|--------------|------------|------------------------|------------------------|------------------------|-----------------------------------|-----------|
| | | | | Mar. 2021 ² | June 2021 ² | July 2021 ² | July 2020 | June 2021 |
| Boat dealers..... | 441222 | | 06/01 | 165.6 | 166.0 | 166.4 | 3.6 | 0.2 |
| Primary services..... | | 441222-P | 06/01 | 165.3 | 165.7 | 166.1 | 3.6 | 0.2 |
| Boat dealer services..... | | 441222-1 | 06/01 | 165.3 | 165.7 | 166.1 | 3.6 | 0.2 |
| Automotive parts, accessories and tire stores..... | 4413 | | 12/01 | 190.4 | 191.6 | 192.2 | 3.3 | 0.3 |
| Automotive parts and accessories stores..... | 44131 | | 12/03 | 210.8 | 207.8 | 210.0 | 3.2 | 1.1 |
| Automotive parts and accessories stores..... | 441310 | | 12/03 | 210.8 | 207.8 | 210.0 | 3.2 | 1.1 |
| Primary services..... | | 441310-P | 12/03 | 210.8 | 207.8 | 210.0 | 3.2 | 1.1 |
| Automotive parts and accessories store services..... | | 441310-1 | 12/03 | 210.8 | 207.8 | 210.0 | 3.2 | 1.1 |
| Tire dealers..... | 44132 | | 12/03 | 137.8 | 144.5 | 142.7 | 3.6 | -1.2 |
| Tire dealers..... | 441320 | | 12/03 | 137.8 | 144.5 | 142.7 | 3.6 | -1.2 |
| Primary services..... | | 441320-P | 12/03 | 137.9 | 144.6 | 142.8 | 3.5 | -1.2 |
| Tire dealer services..... | | 441320-1 | 12/03 | 137.9 | 144.6 | 142.8 | 3.5 | -1.2 |
| Furniture and home furnishings stores..... | 442 | | 12/03 | 159.8 | 169.1 | 170.4 | 20.3 | 0.8 |
| Furniture stores..... | 4421 | | 12/03 | 157.8 | 167.0 | 168.7 | 16.7 | 1.0 |
| Furniture stores..... | 44211 | | 12/03 | 157.8 | 167.0 | 168.7 | 16.7 | 1.0 |
| Furniture stores..... | 442110 | | 06/03 | 160.0 | 169.2 | 170.9 | 16.7 | 1.0 |
| Primary services..... | | 442110-P | 06/03 | 160.9 | 170.8 | 173.3 | 17.9 | 1.5 |
| Furniture store services..... | | 442110-1 | 06/03 | 160.9 | 170.8 | 173.3 | 17.9 | 1.5 |
| Other receipts..... | | 442110-SM1 | 05/19 | 104.9 | 105.8 | 98.9 | -0.4 | -6.5 |
| Floor covering stores..... | 44221 | | 12/03 | 163.9 | 173.6 | 174.4 | 24.2 | 0.5 |
| Floor covering stores..... | 442210 | | 06/03 | 166.3 | 176.2 | 176.9 | 24.1 | 0.4 |
| Primary services..... | | 442210-P | 06/03 | 166.3 | 176.2 | 176.9 | 24.1 | 0.4 |
| Floor covering store services..... | | 442210-1 | 06/03 | 166.3 | 176.2 | 176.9 | 24.1 | 0.4 |
| Electronics and appliance stores..... | 443 | | 12/03 | 93.0 | 94.5 | 98.0 | 4.9 | 3.7 |
| Electronics and appliance stores..... | 4431 | | 12/03 | 93.6 | 95.0 | 98.6 | 5.6 | 3.8 |
| Electronics and appliance stores..... | 44310 | | 12/03 | 93.6 | 95.1 | 98.6 | 5.6 | 3.7 |
| Electronics and appliance stores..... | 443100 | | 12/11 | 104.9 | 106.5 | 110.4 | 5.5 | 3.7 |
| Primary products..... | | 443100-P | 12/11 | 103.7 | 105.3 | 109.2 | 6.0 | 3.7 |
| Retailing of entertainment and communication products..... | | 443100-1 | 12/11 | 90.1 | 97.6 | 107.4 | 13.7 | 10.0 |
| Retailing of computers, hardware, software, and supplies..... | | 443100-2 | 06/03 | 53.7 | 53.1 | 52.6 | -6.2 | -0.9 |
| Retailing of major household appliances..... | | 443100-3 | 05/19 | 118.3 | 120.8 | 121.4 | 12.8 | 0.5 |
| Retailing of all other goods..... | | 443100-4 | 12/11 | 161.2 | 151.3 | 156.2 | 5.7 | 3.2 |
| Building material and garden equipment and supply dealers..... | 444 | | 12/03 | 192.0 | 232.3 | 236.0 | 47.1 | 1.6 |
| Building material and supplies dealers..... | 4441 | | 12/03 | 198.9 | 244.2 | 248.0 | 51.3 | 1.6 |
| Building material and supplies dealers..... | 44410 | | 12/03 | 198.9 | 244.2 | 248.0 | 51.4 | 1.6 |
| Building materials and supplies dealers..... | 444100 | | 05/19 | 132.4 | 162.6 | 165.1 | 51.3 | 1.5 |
| Primary services..... | | 444100-P | 05/19 | 132.5 | 162.1 | 163.4 | 49.0 | 0.8 |
| Building materials and supplies dealer services..... | | 444100-1 | 05/19 | 132.5 | 162.1 | 163.4 | 49.0 | 0.8 |
| Retailing of building materials, paint, and hardware..... | | 444100-11 | 05/19 | 141.2 | 177.6 | 179.1 | 59.8 | 0.8 |
| Retailing of all other goods..... | | 444100-12 | 05/19 | 104.3 | 111.7 | 112.5 | 10.5 | 0.7 |
| Lawn and garden equip and supplies stores..... | 4442 | | 12/03 | 146.2 | 149.5 | 153.6 | 9.9 | 2.7 |
| Nursery, garden and farm supply stores..... | 44422 | | 12/03 | 146.2 | 149.5 | 153.6 | 9.9 | 2.7 |
| Nursery, garden, and farm supply stores..... | 444220 | | 12/02 | 156.5 | 160.0 | 164.5 | 9.9 | 2.8 |
| Primary services..... | | 444220-P | 12/02 | 156.6 | 160.1 | 164.5 | 9.8 | 2.7 |
| Nursery, garden center, and farm supply store services..... | | 444220-1 | 12/02 | 156.6 | 160.1 | 164.5 | 9.8 | 2.7 |
| Food and beverage stores..... | 445 | | 12/99 | 208.6 | 206.8 | 207.5 | -1.0 | 0.3 |
| Grocery stores..... | 4451 | | 12/03 | 179.2 | 177.1 | 177.6 | -1.2 | 0.3 |
| Grocery (except convenience) stores..... | 44511 | | 12/03 | 179.2 | 177.1 | 177.6 | -1.2 | 0.3 |
| Supermarkets and other grocery stores..... | 445110 | | 12/99 | 213.9 | 211.3 | 212.0 | -1.2 | 0.3 |
| Primary services..... | | 445110-P | 12/99 | 213.8 | 211.2 | 211.9 | -1.2 | 0.3 |
| Supermarket and other grocery store services..... | | 445110-3 | 12/99 | 211.8 | 209.2 | 209.9 | -1.2 | 0.3 |
| Retailing of food and beverage products..... | | 445110-32 | 01/17 | 110.2 | 109.6 | 110.1 | -1.8 | 0.5 |
| Retailing of fresh meats..... | | 445110-321 | 12/99 | 291.5 | 270.5 | 273.5 | -8.2 | 1.1 |
| Retailing of fresh fruits and vegetables..... | | 445110-322 | 12/99 | 209.9 | 216.2 | 220.3 | -0.8 | 1.9 |
| Retailing of bakery products..... | | 445110-323 | 12/99 | 192.8 | 198.8 | 192.7 | 3.4 | -3.1 |
| Retailing of dairy products..... | | 445110-324 | 12/99 | 170.6 | 168.8 | 165.5 | -6.1 | -2.0 |
| Retailing of deli products..... | | 445110-325 | 12/99 | 149.7 | 146.2 | 148.1 | 4.5 | 1.3 |
| Retailing of frozen food products..... | | 445110-326 | 12/99 | 112.7 | 114.3 | 121.0 | 3.7 | 5.9 |
| Retailing of alcoholic beverages..... | | 445110-327 | 01/17 | 115.1 | 120.2 | 113.5 | 0.4 | -5.6 |
| Retailing of all other food and beverage products..... | | 445110-328 | 12/99 | 207.4 | 210.5 | 211.4 | -0.4 | 0.4 |

See footnotes at end of table.

Table 11. Producer price indexes for the net output of selected industries and their products, not seasonally adjusted — Continued

| Industry and product ¹ | Industry code | Product code | Index base | Index | | | Percent change to July 2021 from: | |
|---|---------------|--------------|------------|------------------------|------------------------|------------------------|-----------------------------------|-----------|
| | | | | Mar. 2021 ² | June 2021 ² | July 2021 ² | July 2020 | June 2021 |
| Supermarkets and other grocery stores - Continued | | | | | | | | |
| Retailing of nonfood products..... | | 445110-33 | 01/17 | 112.4 | 108.3 | 107.9 | 1.8 | -0.4 |
| Retailing of cleaning and paper products..... | | 445110-331 | 01/17 | 116.0 | 108.5 | 105.1 | 0.7 | -3.1 |
| Retailing of health and beauty products..... | | 445110-332 | 12/99 | 227.1 | 231.7 | 221.1 | -2.9 | -4.6 |
| Retailing of all other nonfood products..... | | 445110-333 | 01/17 | 112.3 | 105.4 | 109.1 | 5.2 | 3.5 |
| Specialty food stores..... | 4452 | | 12/03 | 183.7 | 188.4 | 191.2 | 1.8 | 1.5 |
| Specialty food stores..... | 445200 | | 12/03 | 183.7 | 188.4 | 191.2 | 1.8 | 1.5 |
| Primary services..... | | 445200-P | 12/03 | 183.7 | 188.4 | 191.2 | 1.8 | 1.5 |
| Specialty food store services..... | | 445200-1 | 12/03 | 183.7 | 188.4 | 191.2 | 1.8 | 1.5 |
| Beer, wine, and liquor stores..... | 4453 | | 06/00 | 130.3 | 133.4 | 132.7 | 0.0 | -0.5 |
| Beer, wine, and liquor stores..... | 44531 | | 06/00 | 130.3 | 133.4 | 132.7 | 0.0 | -0.5 |
| Beer, wine, and liquor stores..... | 445310 | | 06/00 | 130.3 | 133.4 | 132.7 | 0.0 | -0.5 |
| Primary services..... | | 445310-P | 06/00 | 130.3 | 133.5 | 132.7 | 0.0 | -0.6 |
| Beer, wine, and liquor store services..... | | 445310-1 | 06/00 | 130.3 | 133.5 | 132.7 | 0.0 | -0.6 |
| Retailing of beer, wine, and liquor..... | | 445310-11 | 06/14 | 101.1 | 104.0 | 102.2 | -1.4 | -1.7 |
| Retailing of all other goods and sales of prepared foods..... | | 445310-12 | 06/14 | 129.2 | 129.5 | 135.9 | 6.8 | 4.9 |
| Health and personal care stores..... | 446 | | 12/03 | 142.3 | 145.0 | 147.0 | 3.4 | 1.4 |
| Health and personal care stores..... | 4461 | | 12/03 | 142.3 | 145.1 | 147.1 | 3.4 | 1.4 |
| Pharmacies and drug stores..... | 44611 | | 06/00 | 170.2 | 174.6 | 177.4 | 3.1 | 1.6 |
| Pharmacies and drug stores..... | 446110 | | 06/00 | 170.2 | 174.6 | 177.4 | 3.1 | 1.6 |
| Primary services..... | | 446110-P | 06/00 | 169.9 | 174.4 | 177.2 | 3.1 | 1.6 |
| Retailing of prescription drugs..... | | 446110-1 | 06/00 | 191.3 | 200.2 | 205.1 | 5.6 | 2.4 |
| Retailing of over-the-counter drugs and all other goods..... | | 446110-4 | 06/00 | 178.5 | 176.0 | 175.7 | -1.8 | -0.2 |
| Retailing of over-the-counter drugs..... | | 446110-41 | 06/00 | 141.3 | 141.5 | 136.3 | -3.5 | -3.7 |
| Retailing of all other goods..... | | 446110-42 | 06/00 | 190.1 | 186.6 | 188.0 | -1.4 | 0.8 |
| Optical goods stores..... | 44613 | | 12/03 | 103.1 | 103.2 | 102.6 | 2.9 | -0.6 |
| Optical goods stores..... | 446130 | | 06/00 | 105.8 | 105.9 | 105.2 | 2.9 | -0.7 |
| Primary services..... | | 446130-P | 06/00 | 104.4 | 104.5 | 103.9 | 3.0 | -0.6 |
| Optical goods store services..... | | 446130-1 | 06/00 | 104.4 | 104.5 | 103.9 | 3.0 | -0.6 |
| Food (health) supplement stores..... | 446191 | | 12/99 | 220.4 | 217.2 | 219.8 | 5.6 | 1.2 |
| Primary services..... | | 446191-P | 12/99 | 220.5 | 217.2 | 219.9 | 5.7 | 1.2 |
| Food (health) supplement store services..... | | 446191-1 | 12/99 | 220.5 | 217.2 | 219.9 | 5.7 | 1.2 |
| Gasoline stations..... | 447 | | 06/01 | 129.0 | 134.9 | 132.9 | -4.5 | -1.5 |
| Gasoline stations..... | 4471 | | 06/01 | 129.0 | 134.9 | 132.9 | -4.5 | -1.5 |
| Gasoline stations..... | 44710 | | 06/01 | 129.0 | 134.9 | 132.9 | -4.5 | -1.5 |
| Gasoline stations..... | 447100 | | 05/19 | 114.6 | 119.8 | 118.0 | -4.5 | -1.5 |
| Primary products..... | | 447100-P | 05/19 | 115.4 | 120.8 | 118.3 | -5.1 | -2.1 |
| Gasoline station services..... | | 447100-1 | 05/19 | 115.4 | 120.8 | 118.3 | -5.1 | -2.1 |
| Retailing of automotive fuels and lubricants..... | | 447100-11 | 05/19 | 125.6 | 131.4 | 125.7 | -11.7 | -4.3 |
| Retailing of all other goods, sales of prepared foods, and repair services..... | | 447100-12 | 12/12 | 110.6 | 115.7 | 118.1 | 8.4 | 2.1 |
| Clothing and clothing accessories stores..... | 448 | | 12/03 | 129.3 | 128.6 | 126.0 | 13.4 | -2.0 |
| Clothing stores..... | 4481 | | 12/03 | 121.4 | 121.8 | 118.2 | 17.8 | -3.0 |
| Clothing stores..... | 44810 | | 12/03 | 121.4 | 121.8 | 118.2 | 17.8 | -3.0 |
| Clothing stores..... | 448100 | | 05/15 | 97.9 | 98.3 | 95.4 | 17.9 | -3.0 |
| Primary services..... | | 448100-P | 05/15 | 97.9 | 98.3 | 95.4 | 17.9 | -3.0 |
| Retailing of apparel..... | | 448100-1 | 05/15 | 98.7 | 99.2 | 96.0 | 14.7 | -3.2 |
| Retailing of men's apparel..... | | 448100-11 | 05/15 | 104.8 | 108.6 | 108.0 | 16.3 | -0.6 |
| Retailing of women's apparel..... | | 448100-12 | 05/15 | 95.3 | 95.7 | 91.4 | 16.6 | -4.5 |
| Retailing of children's apparel..... | | 448100-13 | 05/15 | 107.2 | 101.5 | 99.3 | 2.1 | -2.2 |
| Retailing of all other goods..... | | 448100-2 | 05/15 | 95.2 | 94.8 | 93.1 | 33.8 | -1.8 |
| Shoe stores..... | 4482 | | 12/03 | 128.8 | 121.6 | 122.0 | 0.2 | 0.3 |
| Shoe stores..... | 44821 | | 12/03 | 128.8 | 121.6 | 122.0 | 0.2 | 0.3 |
| Shoe stores..... | 448210 | | 06/02 | 131.4 | 124.0 | 124.4 | 0.2 | 0.3 |
| Primary services..... | | 448210-P | 06/02 | 131.4 | 124.0 | 124.4 | 0.2 | 0.3 |
| Shoe store services..... | | 448210-1 | 06/02 | 131.4 | 124.0 | 124.4 | 0.2 | 0.3 |
| Jewelry, luggage and leather goods stores..... | 4483 | | 12/03 | 165.9 | 166.6 | 166.3 | 7.0 | -0.2 |
| Jewelry stores..... | 44831 | | 12/03 | 168.9 | 169.5 | 169.2 | 7.0 | -0.2 |
| Jewelry stores..... | 448310 | | 06/00 | 183.5 | 184.2 | 183.9 | 7.0 | -0.2 |
| Primary services..... | | 448310-P | 06/00 | 183.8 | 184.5 | 184.2 | 7.0 | -0.2 |

See footnotes at end of table.

Table 11. Producer price indexes for the net output of selected industries and their products, not seasonally adjusted — Continued

| Industry and product ¹ | Industry code | Product code | Index base | Index | | | Percent change to July 2021 from: | |
|--|---------------|--------------|------------|------------------------|------------------------|------------------------|-----------------------------------|-----------|
| | | | | Mar. 2021 ² | June 2021 ² | July 2021 ² | July 2020 | June 2021 |
| Jewelry stores - Continued | | | | | | | | |
| Jewelry store services..... | | 448310-1 | 06/00 | 183.8 | 184.5 | 184.2 | 7.0 | -0.2 |
| Sporting goods, hobby, and book stores..... | 451 | | 12/03 | 121.7 | 121.7 | 129.2 | 6.9 | 6.2 |
| Sporting goods and hobby stores..... | 4511 | | 12/03 | 121.7 | 122.4 | 131.1 | 8.1 | 7.1 |
| Sporting goods stores..... | 45111 | | 12/03 | 152.0 | 153.1 | 167.7 | 10.7 | 9.5 |
| Sporting goods stores..... | 451110 | | 06/00 | 158.5 | 159.7 | 174.9 | 10.6 | 9.5 |
| Primary services..... | | 451110-P | 06/00 | 159.7 | 160.9 | 176.2 | 10.7 | 9.5 |
| Sporting goods store services..... | | 451110-1 | 06/00 | 159.7 | 160.9 | 176.2 | 10.7 | 9.5 |
| Retailing of sporting goods..... | | 451110-11 | 12/13 | 122.1 | 118.5 | 125.5 | 4.9 | 5.9 |
| Retailing of all other goods..... | | 451110-12 | 12/13 | 100.9 | 108.8 | 125.9 | 21.1 | 15.7 |
| Hobby, toy and game stores..... | 45112 | | 12/03 | 82.8 | 82.7 | 83.0 | 0.7 | 0.4 |
| Hobby, toy, and game stores..... | 451120 | | 06/00 | 83.8 | 83.8 | 84.0 | 0.7 | 0.2 |
| Primary services..... | | 451120-P | 06/00 | 83.8 | 83.7 | 84.0 | 0.7 | 0.4 |
| Hobby, toy, and game store services..... | | 451120-1 | 06/00 | 83.8 | 83.7 | 84.0 | 0.7 | 0.4 |
| Retailing of hobby and craft goods, toys, and games (including video games)... | | 451120-11 | 12/13 | 85.4 | 85.2 | 85.6 | 1.4 | 0.5 |
| Retailing of all other goods..... | | 451120-12 | 12/13 | 70.4 | 70.4 | 70.5 | -0.1 | 0.1 |
| Book, periodical and music stores..... | 4512 | | 12/03 | 130.6 | 127.7 | 130.1 | 1.4 | 1.9 |
| Book stores and news dealers..... | 45121 | | 12/03 | 143.9 | 140.7 | 143.4 | 1.4 | 1.9 |
| Book stores..... | 451211 | | 06/00 | 179.0 | 175.0 | 178.3 | 1.4 | 1.9 |
| Primary services..... | | 451211-P | 06/00 | 178.9 | 174.8 | 178.2 | 1.4 | 1.9 |
| Book store services..... | | 451211-1 | 06/00 | 178.9 | 174.8 | 178.2 | 1.4 | 1.9 |
| Retailing of books..... | | 451211-101 | 06/14 | 123.4 | 119.0 | 122.4 | 1.9 | 2.9 |
| Retailing of all other goods..... | | 451211-102 | 06/14 | 112.4 | 113.0 | 113.0 | 0.4 | 0.0 |
| General merchandise stores..... | 452 | | 12/03 | 128.4 | 127.7 | 133.2 | 7.8 | 4.3 |
| Department stores..... | 4522 | | 12/03 | 134.5 | 131.9 | 145.4 | 21.3 | 10.2 |
| Department stores..... | 45221 | | 12/03 | 134.5 | 131.9 | 145.4 | 21.3 | 10.2 |
| Department stores..... | 452210 | | 12/17 | 113.9 | 111.7 | 123.2 | 21.3 | 10.3 |
| Primary services..... | | 452210-P | 12/17 | 115.4 | 113.2 | 124.8 | 20.6 | 10.2 |
| Department store services..... | | 452210-1 | 12/17 | 115.4 | 113.2 | 124.8 | 20.6 | 10.2 |
| Other general merchandise stores..... | 4523 | | 12/03 | 121.0 | 121.2 | 122.9 | 1.7 | 1.4 |
| Other general merchandise stores..... | 45231 | | 12/03 | 121.0 | 121.2 | 122.9 | 1.7 | 1.4 |
| Other general merchandise stores..... | 452310 | | 12/03 | 121.0 | 121.2 | 122.9 | 1.7 | 1.4 |
| Primary services..... | | 452310-P | 12/03 | 120.4 | 120.6 | 122.4 | 1.7 | 1.5 |
| Other general merchandise store services..... | | 452310-1 | 12/03 | 120.4 | 120.6 | 122.4 | 1.7 | 1.5 |
| Warehouse clubs and supercenters..... | | 452310-11 | 12/03 | 109.3 | 109.5 | 111.6 | 2.0 | 1.9 |
| All other general merchandise stores..... | | 452310-12 | 12/03 | 140.8 | 141.0 | 141.1 | 1.0 | 0.1 |
| Office supplies, stationery and gift stores..... | 4532 | | 12/03 | 149.6 | 153.2 | 153.3 | 0.1 | 0.1 |
| Office supplies, stationery and gift stores..... | 45320 | | 12/03 | 149.6 | 153.2 | 153.3 | 0.1 | 0.1 |
| Office supplies, stationery, and gift stores..... | 453200 | | 05/19 | 102.5 | 104.9 | 105.0 | 0.1 | 0.1 |
| Primary services..... | | 453200-P | 05/19 | 102.5 | 104.9 | 105.0 | 0.1 | 0.1 |
| Office supplies, stationery, and gift store services..... | | 453200-1 | 05/19 | 102.5 | 104.9 | 105.0 | 0.1 | 0.1 |
| Nonstore retailers..... | 454 | | 12/03 | 184.0 | 191.5 | 182.0 | 3.7 | -5.0 |
| Electronic and mail-order shopping..... | 454110 | | 06/06 | 127.7 | 130.8 | 128.9 | 7.4 | -1.5 |
| Primary services..... | | 454110-P | 06/06 | 129.1 | 132.4 | 130.4 | 7.8 | -1.5 |
| Electronic and mail-order shopping services..... | | 454110-1 | 06/06 | 129.1 | 132.4 | 130.4 | 7.8 | -1.5 |
| Electronic and mail-order drugs, health aids, and cosmetics..... | | 454110-11 | 06/13 | 138.2 | 141.5 | 141.7 | 9.7 | 0.1 |
| Electronic and mail-order apparel and footwear..... | | 454110-12 | 06/13 | 77.5 | 86.9 | 86.9 | 14.8 | 0.0 |
| Electronic and mail-order electronic goods, including appliances..... | | 454110-13 | 06/13 | 114.5 | 122.7 | 123.5 | 2.5 | 0.7 |
| Electronic and mail-order home furnishings, hardware, and related goods..... | | 454110-14 | 06/13 | 127.9 | 133.3 | 124.7 | 8.8 | -6.5 |
| Electronic and mail-order services for all other goods..... | | 454110-15 | 06/13 | 128.6 | 123.8 | 118.2 | 5.3 | -4.5 |
| Fuel dealers..... | 45431 | | 06/00 | 233.7 | 254.5 | 217.2 | -6.5 | -14.7 |
| Fuel dealers..... | 454310 | | 06/00 | 233.7 | 254.5 | 217.2 | -6.5 | -14.7 |
| Primary services..... | | 454310-P | 06/00 | 243.8 | 265.6 | 226.6 | -6.6 | -14.7 |
| Fuel dealer services..... | | 454310-1 | 06/00 | 243.8 | 265.6 | 226.6 | -6.6 | -14.7 |
| Air transportation..... | 481 | | 12/92 | 192.9 | 215.6 | 231.0 | 11.4 | 7.1 |
| Scheduled air transportation..... | 4811 | | 12/89 | 231.6 | 262.8 | 283.4 | 12.7 | 7.8 |
| Scheduled air transportation..... | 48111 | | 12/89 | 231.6 | 262.8 | 283.4 | 12.7 | 7.8 |
| Scheduled passenger air transportation..... | 481111 | | 12/89 | 232.8 | 265.5 | 288.0 | 13.3 | 8.5 |
| Primary services..... | | 481111-P | 12/89 | 254.2 | 289.9 | 314.5 | 13.3 | 8.5 |

See footnotes at end of table.

Table 11. Producer price indexes for the net output of selected industries and their products, not seasonally adjusted — Continued

| Industry and product ¹ | Industry code | Product code | Index base | Index | | | Percent change to July 2021 from: | |
|--|---------------|--------------|------------|------------------------|------------------------|------------------------|-----------------------------------|-----------|
| | | | | Mar. 2021 ² | June 2021 ² | July 2021 ² | July 2020 | June 2021 |
| Scheduled passenger air transportation - Continued | | | | | | | | |
| Domestic..... | | 481111-1 | 12/89 | 273.1 | 306.8 | 331.9 | 19.8 | 8.2 |
| Domestic first class, including business..... | | 481111-101 | 12/99 | 109.8 | 131.6 | 139.1 | 21.5 | 5.7 |
| Domestic coach..... | | 481111-102 | 12/99 | 159.5 | 178.2 | 193.2 | 19.7 | 8.4 |
| International..... | | 481111-2 | 12/89 | 177.8 | 215.1 | 235.9 | -5.7 | 9.7 |
| International first class, including business..... | | 481111-201 | 09/18 | 74.3 | 76.3 | 84.1 | -0.8 | 10.2 |
| International coach..... | | 481111-202 | 12/89 | 179.4 | 221.3 | 242.5 | -6.2 | 9.6 |
| Scheduled freight air transportation..... | 481112 | | 12/03 | 157.6 | 164.7 | 160.3 | 1.8 | -2.7 |
| Primary services..... | | 481112-P | 12/87 | 181.0 | 189.5 | 181.2 | -1.7 | -4.4 |
| Scheduled freight air transportation services..... | | 481112-1 | 12/87 | 189.5 | 198.8 | 189.7 | -1.8 | -4.6 |
| Domestic scheduled freight air transportation services..... | | 481112-101 | 12/14 | 114.0 | 114.3 | 114.4 | 0.2 | 0.1 |
| International scheduled freight air transportation services..... | | 481112-102 | 12/14 | 86.1 | 93.4 | 86.0 | -3.3 | -7.9 |
| Scheduled mail air transportation services..... | | 481112-2 | 12/87 | 150.5 | 150.3 | 150.3 | -0.1 | 0.0 |
| Nonscheduled air transportation..... | 4812 | | 12/96 | 179.5 | 177.3 | 178.7 | 1.0 | 0.8 |
| Nonscheduled air transportation..... | 48121 | | 12/96 | 179.5 | 177.3 | 178.7 | 1.0 | 0.8 |
| Nonscheduled air passenger chartering..... | 481211 | | 06/92 | 185.6 | 185.4 | 186.1 | 1.9 | 0.4 |
| Primary services..... | | 481211-P | 12/00 | 147.4 | 147.1 | 147.8 | 1.9 | 0.5 |
| Domestic nonscheduled air passenger services..... | | 481211-1 | 06/08 | 105.2 | 105.0 | 105.6 | 2.8 | 0.6 |
| International nonscheduled air passenger services..... | | 481211-2 | 06/08 | 104.3 | 104.3 | 104.3 | -1.8 | 0.0 |
| Nonscheduled air freight chartering..... | 481212 | | 06/08 | 125.9 | 121.5 | 123.7 | -0.9 | 1.8 |
| Primary services..... | | 481212-P | 06/08 | 124.2 | 118.8 | 120.5 | -2.0 | 1.4 |
| Domestic nonscheduled air freight services..... | | 481212-1 | 06/08 | 160.0 | 148.6 | 153.8 | 15.0 | 3.5 |
| International nonscheduled air freight services..... | | 481212-2 | 06/08 | 90.7 | 87.3 | 88.1 | -5.2 | 0.9 |
| Other receipts..... | | 481212-SM | 06/08 | 142.6 | 158.3 | 170.1 | 18.0 | 7.5 |
| Rail transportation..... | 482 | | 12/96 | 203.3 | 207.8 | 208.3 | 6.4 | 0.2 |
| Rail transportation..... | 4821 | | 12/96 | 203.3 | 207.8 | 208.3 | 6.4 | 0.2 |
| Rail transportation..... | 48211 | | 12/96 | 203.3 | 207.8 | 208.3 | 6.4 | 0.2 |
| Line-haul railroads..... | 482111 | | 12/84 | 226.8 | 231.8 | 232.4 | 6.4 | 0.3 |
| Primary services..... | | 482111-P | 12/84 | 226.8 | 231.8 | 232.4 | 6.4 | 0.3 |
| Freight rail transportation..... | | 482111-4 | 05/15 | 113.0 | 115.6 | 115.9 | 6.5 | 0.3 |
| Carload freight rail transportation..... | | 482111-411 | 12/96 | 207.2 | 211.5 | 211.5 | 4.7 | 0.0 |
| Intermodal freight rail transportation..... | | 482111-412 | 12/96 | 183.0 | 188.5 | 191.1 | 14.5 | 1.4 |
| Passenger rail transportation..... | | 482111-5 | 12/96 | 176.8 | 177.1 | 176.7 | 1.6 | -0.2 |
| Coach service class..... | | 482111-506 | 06/05 | 160.2 | 160.3 | 160.3 | 3.2 | 0.0 |
| All other service classes..... | | 482111-507 | 06/05 | 153.0 | 153.4 | 152.6 | -0.8 | -0.5 |
| Water transportation..... | 483 | | 12/03 | 140.3 | 148.2 | 146.8 | 7.3 | -0.9 |
| Deep sea freight transportation..... | 483111 | | 06/88 | 299.9 | 326.6 | 320.4 | 11.0 | -1.9 |
| Primary services..... | | 483111-P | 06/88 | 306.4 | 333.6 | 327.4 | 11.1 | -1.9 |
| Deep sea freight transportation services..... | | 483111-5 | 06/88 | 306.4 | 333.6 | 327.4 | 11.1 | -1.9 |
| Coastal and Great Lakes freight transport..... | 483113 | | 12/03 | 157.7 | 163.8 | 164.2 | 8.5 | 0.2 |
| Primary services..... | | 483113-P | 12/03 | 153.0 | 158.9 | 159.3 | 8.2 | 0.3 |
| Coastal and intercoastal freight transportation..... | | 483113-1 | 12/03 | 123.1 | 127.8 | 127.9 | 1.7 | 0.1 |
| Great Lakes - St. Lawrence Seaway freight transportation..... | | 483113-2 | 12/91 | 201.3 | 212.9 | 214.5 | 14.3 | 0.8 |
| Coastal and intercoastal towing transportation..... | | 483113-3 | 12/03 | 233.1 | 239.8 | 240.3 | 24.4 | 0.2 |
| Inland water transportation..... | 4832 | | 12/03 | 162.0 | 158.9 | 159.5 | -5.7 | 0.4 |
| Inland water transportation..... | 48321 | | 12/03 | 162.0 | 158.9 | 159.5 | -5.7 | 0.4 |
| Inland water freight transportation..... | 483211 | | 12/90 | 205.6 | 201.6 | 202.3 | -5.7 | 0.3 |
| Primary services..... | | 483211-P | 12/90 | 207.5 | 205.9 | 206.7 | -4.8 | 0.4 |
| Inland water freight transportation services..... | | 483211-3 | 12/90 | 207.5 | 205.9 | 206.7 | -4.8 | 0.4 |
| Truck transportation..... | 484 | | 12/03 | 157.4 | 165.0 | 165.3 | 14.0 | 0.2 |
| General freight trucking..... | 4841 | | 12/03 | 166.6 | 174.7 | 174.4 | 16.0 | -0.2 |
| General freight trucking, local..... | 48411 | | 12/03 | 155.2 | 163.6 | 164.4 | 10.4 | 0.5 |
| General freight trucking, local..... | 484110 | | 12/03 | 155.2 | 163.6 | 164.5 | 10.5 | 0.6 |
| Primary services..... | | 484110-P | 06/93 | 168.7 | 179.7 | 180.4 | 9.1 | 0.4 |
| General freight trucking services, local..... | | 484110-1 | 06/93 | 168.7 | 179.7 | 180.4 | 9.1 | 0.4 |
| General freight trucking, local, truckload..... | | 484110-15 | 06/09 | 115.1 | 124.6 | 124.9 | 10.9 | 0.2 |
| General freight trucking, local, less than truckload..... | | 484110-16 | 06/09 | 133.1 | 135.5 | 136.6 | 4.4 | 0.8 |
| Other receipts..... | | 484110-SM | 12/03 | 164.4 | 168.4 | 169.7 | 14.6 | 0.8 |
| General freight trucking, long-distance..... | 48412 | | 12/03 | 169.3 | 177.3 | 176.8 | 17.4 | -0.3 |
| General freight trucking, long-distance TL..... | 484121 | | 12/03 | 154.7 | 164.4 | 161.5 | 20.5 | -1.8 |
| Primary services..... | | 484121-P | 06/92 | 170.4 | 181.6 | 180.9 | 21.4 | -0.4 |

See footnotes at end of table.

Table 11. Producer price indexes for the net output of selected industries and their products, not seasonally adjusted — Continued

| Industry and product ¹ | Industry code | Product code | Index base | Index | | | Percent change to July 2021 from: | |
|--|---------------|--------------|------------|------------------------|------------------------|------------------------|-----------------------------------|-----------|
| | | | | Mar. 2021 ² | June 2021 ² | July 2021 ² | July 2020 | June 2021 |
| General freight trucking, long-distance TL - Continued | | | | | | | | |
| General freight trucking, long-distance, truckload..... | | 484121-2 | 06/92 | 170.4 | 181.6 | 180.9 | 21.4 | -0.4 |
| General freight trucking, long-distance LTL..... | 484122 | | 12/03 | 202.5 | 204.9 | 211.5 | 11.1 | 3.2 |
| Primary services..... | | 484122-P | 06/92 | 341.5 | 345.4 | 356.6 | 11.1 | 3.2 |
| General freight trucking, long-distance less than truckload..... | | 484122-1 | 06/92 | 341.5 | 345.4 | 356.6 | 11.1 | 3.2 |
| Specialized freight trucking..... | 4842 | | 12/03 | 137.3 | 144.3 | 145.5 | 8.9 | 0.8 |
| Used household and office goods moving..... | 48421 | | 12/03 | 139.0 | 154.9 | 152.8 | 9.5 | -1.4 |
| Used household and office goods moving..... | 484210 | | 12/03 | 139.0 | 154.8 | 152.7 | 9.5 | -1.4 |
| Primary services..... | | 484210-P | 12/03 | 141.6 | 157.8 | 155.6 | 9.5 | -1.4 |
| Used household and office goods moving, except local..... | | 484210-2 | 06/92 | 216.4 | 241.6 | 238.5 | 10.0 | -1.3 |
| Residential moving services, except local..... | | 484210-21 | 09/15 | 114.9 | 131.6 | 129.6 | 12.7 | -1.5 |
| Commercial and other goods moving services, except local..... | | 484210-22 | 09/15 | 103.2 | 106.6 | 106.0 | 1.9 | -0.6 |
| Used household and office goods moving, local..... | | 484210-4 | 12/03 | 125.6 | 139.3 | 137.1 | 8.4 | -1.6 |
| Residential moving services, local..... | | 484210-41 | 09/15 | 107.8 | 121.6 | 119.9 | 9.2 | -1.4 |
| Commercial and other goods moving services, local..... | | 484210-42 | 09/15 | 104.7 | 109.8 | 107.7 | 5.9 | -1.9 |
| Specialized freight (except used) trucking, local..... | 48422 | | 12/03 | 141.5 | 144.6 | 144.6 | 3.1 | 0.0 |
| Specialized freight (except used goods) trucking, local..... | 484220 | | 12/03 | 141.5 | 144.6 | 144.6 | 3.1 | 0.0 |
| Primary services..... | | 484220-P | 06/93 | 172.5 | 176.5 | 176.5 | 3.1 | 0.0 |
| Specialized freight (except used goods) trucking, local..... | | 484220-6 | 06/93 | 172.5 | 176.5 | 176.5 | 3.1 | 0.0 |
| Local hazardous materials trucking (except waste)..... | | 484220-601 | 06/13 | 118.3 | 121.0 | 121.2 | 6.3 | 0.2 |
| Local agricultural products trucking without storage..... | | 484220-602 | 06/13 | 83.6 | 88.5 | 88.5 | 5.9 | 0.0 |
| Dump trucking..... | | 484220-603 | 06/13 | 107.1 | 108.3 | 108.3 | 1.3 | 0.0 |
| Local specialized trucking without storage..... | | 484220-604 | 06/13 | 104.0 | 106.4 | 106.4 | 2.6 | 0.0 |
| Specialized freight (except used) trucking, long-distance..... | 48423 | | 12/03 | 132.2 | 139.6 | 143.3 | 15.0 | 2.7 |
| Specialized freight (except used goods) trucking, long-distance..... | 484230 | | 12/03 | 132.2 | 139.6 | 143.3 | 15.0 | 2.7 |
| Primary services..... | | 484230-P | 06/01 | 129.9 | 135.9 | 139.8 | 14.4 | 2.9 |
| Specialized freight (except used goods) trucking, long-distance..... | | 484230-6 | 06/01 | 129.9 | 135.9 | 139.8 | 14.4 | 2.9 |
| Agricultural products trucking, long-distance..... | | 484230-602 | 06/13 | 112.1 | 115.0 | 114.6 | 7.4 | -0.3 |
| All other specialized trucking, long-distance..... | | 484230-603 | 06/13 | 103.5 | 108.6 | 112.1 | 15.4 | 3.2 |
| Other receipts..... | | 484230-SM | 12/03 | 152.5 | 170.7 | 173.5 | 19.2 | 1.6 |
| Pipeline transportation of crude oil..... | 4861 | | 12/03 | 252.7 | 252.7 | 260.5 | 3.1 | 3.1 |
| Pipeline transportation of crude oil..... | 48611 | | 12/03 | 252.7 | 252.7 | 260.5 | 3.1 | 3.1 |
| Pipeline transportation of crude oil..... | 486110 | | 06/86 | 280.1 | 280.1 | 288.7 | 3.1 | 3.1 |
| Primary services..... | | 486110-P | 06/86 | 280.6 | 280.6 | 289.6 | 3.2 | 3.2 |
| Pipeline transportation of crude oil..... | | 486110-3 | 06/86 | 272.2 | 272.2 | 281.0 | 3.2 | 3.2 |
| Trans-Alaskan Pipeline System transportation..... | | 486110-311 | 06/86 | 148.1 | 148.1 | 131.8 | -10.9 | -11.0 |
| Pipeline transportation of crude petroleum, except on the Trans-Alaskan Pipeline System..... | | 486110-312 | 06/86 | 359.3 | 359.3 | 375.3 | 4.5 | 4.5 |
| Other pipeline transportation..... | 4869 | | 12/03 | 190.5 | 190.3 | 190.8 | 0.6 | 0.3 |
| Pipeline transportation of refined petroleum products..... | 48691 | | 12/03 | 190.5 | 190.3 | 190.8 | 0.6 | 0.3 |
| Refined petroleum product pipeline transport..... | 486910 | | 06/86 | 218.0 | 217.8 | 218.4 | 0.6 | 0.3 |
| Primary services..... | | 486910-P | 06/86 | 218.4 | 218.2 | 218.7 | 0.6 | 0.2 |
| Pipeline transportation of refined petroleum products..... | | 486910-1 | 06/86 | 221.5 | 221.3 | 221.8 | 0.6 | 0.2 |
| Transportation support activities..... | 488 | | 12/03 | 130.0 | 146.6 | 145.7 | 21.6 | -0.6 |
| Air transportation support activities..... | 4881 | | 12/96 | 189.6 | 192.6 | 193.8 | 10.7 | 0.6 |
| Airport operations..... | 48811 | | 12/03 | 148.4 | 152.0 | 151.3 | 13.5 | -0.5 |
| Other airport operations..... | 488119 | | 12/03 | 148.4 | 152.1 | 151.3 | 13.5 | -0.5 |
| Primary services..... | | 488119-P | 06/92 | 205.5 | 210.6 | 209.5 | 13.5 | -0.5 |
| Aeronautical services..... | | 488119-5 | 06/14 | 127.4 | 125.3 | 122.5 | 9.7 | -2.2 |
| Landing fees..... | | 488119-501 | 06/14 | 134.3 | 125.3 | 123.0 | 16.6 | -1.8 |
| Terminal rental..... | | 488119-502 | 06/14 | 124.8 | 125.4 | 127.1 | 9.5 | 1.4 |
| Other aeronautical services..... | | 488119-503 | 06/14 | 125.9 | 125.5 | 119.9 | 7.0 | -4.5 |
| Non-aeronautical services..... | | 488119-6 | 06/14 | 96.6 | 109.2 | 113.0 | 22.8 | 3.5 |
| Airport parking..... | | 488119-601 | 06/14 | 114.1 | 115.8 | 115.8 | 1.8 | 0.0 |
| Lease space for rental cars..... | | 488119-602 | 06/14 | 76.0 | 116.1 | 136.6 | 105.7 | 17.7 |
| Lease space for concessions..... | | 488119-603 | 06/92 | 104.8 | 137.6 | 133.7 | 57.9 | -2.8 |
| Other non-aeronautical services..... | | 488119-604 | 06/14 | 107.1 | 107.3 | 107.2 | 1.6 | -0.1 |
| Other air transportation support activities..... | 48819 | | 12/03 | 152.0 | 152.5 | 156.1 | 6.7 | 2.4 |
| Other support activities for air transport..... | 488190 | | 12/03 | 152.0 | 152.5 | 156.1 | 6.7 | 2.4 |
| Primary services..... | | 488190-P | 06/92 | 195.6 | 196.2 | 200.8 | 6.6 | 2.3 |
| Other air transportation support activities..... | | 488190-5 | 06/07 | 135.8 | 136.2 | 139.4 | 6.7 | 2.3 |
| Other receipts..... | | 488190-SM | 06/92 | 159.2 | - | - | - | - |

See footnotes at end of table.

Table 11. Producer price indexes for the net output of selected industries and their products, not seasonally adjusted — Continued

| Industry and product ¹ | Industry code | Product code | Index base | Index | | | Percent change to July 2021 from: | |
|---|---------------|--------------|------------|------------------------|------------------------|------------------------|-----------------------------------|-----------|
| | | | | Mar. 2021 ² | June 2021 ² | July 2021 ² | July 2020 | June 2021 |
| Water transportation support activities..... | 4883 | | 12/03 | 150.5 | 151.3 | 151.3 | 2.4 | 0.0 |
| Port and harbor operations..... | 48831 | | 12/03 | 174.0 | 172.7 | 171.3 | 0.7 | -0.8 |
| Port and harbor operations..... | 488310 | | 12/03 | 174.1 | 172.7 | 171.4 | 0.8 | -0.8 |
| Primary services..... | | 488310-P | 12/03 | 176.6 | 175.2 | 173.8 | 0.7 | -0.8 |
| Port and harbor services..... | | 488310-1 | 12/03 | 176.6 | 175.2 | 173.8 | 0.7 | -0.8 |
| Other receipts..... | | 488310-SM | 12/03 | 158.1 | 158.1 | 158.2 | 9.9 | 0.1 |
| Marine cargo handling..... | 48832 | | 12/03 | 149.6 | 149.5 | 149.9 | 1.6 | 0.3 |
| Marine cargo handling..... | 488320 | | 12/91 | 168.5 | 168.4 | 168.8 | 1.6 | 0.2 |
| Primary services..... | | 488320-P | 12/91 | 164.2 | 164.0 | 164.5 | 1.7 | 0.3 |
| Movement of containers..... | | 488320-8 | 12/98 | 147.3 | 147.2 | 147.5 | 1.6 | 0.2 |
| Other marine cargo handling..... | | 488320-9 | 12/98 | 154.4 | 154.3 | 155.1 | 2.5 | 0.5 |
| Navigational services to shipping..... | 48833 | | 12/03 | 137.9 | 143.4 | 143.8 | 7.5 | 0.3 |
| Navigational services to shipping..... | 488330 | | 12/92 | 180.9 | 188.2 | 188.6 | 7.4 | 0.2 |
| Primary services..... | | 488330-P | 12/92 | 184.2 | 191.6 | 192.1 | 7.6 | 0.3 |
| Navigational services to shipping and salvage..... | | 488330-1 | 12/92 | 184.2 | 191.6 | 192.1 | 7.6 | 0.3 |
| Freight transportation arrangement..... | 4885 | | 12/96 | 105.5 | 134.7 | 132.4 | 40.1 | -1.7 |
| Freight transportation arrangement..... | 48851 | | 12/96 | 105.5 | 134.7 | 132.4 | 40.1 | -1.7 |
| Freight transportation arrangement..... | 488510 | | 12/94 | 107.6 | 137.5 | 135.1 | 40.1 | -1.7 |
| Primary services..... | | 488510-P | 12/94 | 107.5 | 138.5 | 136.0 | 41.7 | -1.8 |
| Freight forwarding..... | | 488510-1 | 12/94 | 95.3 | 101.3 | 101.3 | 8.5 | 0.0 |
| Arrangement of freight and cargo n.e.c..... | | 488510-2 | 12/94 | 119.1 | 173.7 | 169.0 | 71.7 | -2.7 |
| U.S. Postal Service..... | 491 | | 06/89 | 242.2 | 242.2 | 242.2 | 2.0 | 0.0 |
| U.S. Postal Service..... | 4911 | | 06/89 | 242.2 | 242.2 | 242.2 | 2.0 | 0.0 |
| U.S. Postal Service..... | 49111 | | 06/89 | 242.2 | 242.2 | 242.2 | 2.0 | 0.0 |
| U.S. Postal Service..... | 491110 | | 06/89 | 242.2 | 242.2 | 242.2 | 2.0 | 0.0 |
| Primary services..... | | 491110-P | 06/89 | 242.2 | 242.2 | 242.2 | 2.0 | 0.0 |
| Mailing services (market dominant services)..... | | 491110-7 | 12/12 | 117.4 | 117.4 | 117.4 | 1.8 | 0.0 |
| First class mail..... | | 491110-71 | 06/89 | 211.1 | 211.1 | 211.1 | 1.5 | 0.0 |
| Retail letters..... | | 491110-711 | 12/12 | 121.7 | 121.7 | 121.7 | 0.5 | 0.0 |
| Commercial letters..... | | 491110-712 | 12/12 | 112.9 | 112.9 | 112.9 | 2.2 | 0.0 |
| Retail and commercial flats..... | | 491110-713 | 12/12 | 108.0 | 108.0 | 108.0 | 0.8 | 0.0 |
| Other first class mail and fees..... | | 491110-714 | 12/12 | 132.3 | 132.3 | 132.3 | 3.0 | 0.0 |
| Periodicals mail..... | | 491110-72 | 06/89 | 271.1 | 271.1 | 271.1 | 1.6 | 0.0 |
| Outside county..... | | 491110-721 | 06/89 | 276.6 | 276.6 | 276.6 | 1.7 | 0.0 |
| Other periodicals mail and fees..... | | 491110-722 | 12/12 | 111.2 | 111.2 | 111.2 | 0.5 | 0.0 |
| Standard class mail..... | | 491110-73 | 06/89 | 264.9 | 264.9 | 264.9 | 2.2 | 0.0 |
| High density and saturation flats and parcels..... | | 491110-731 | 12/12 | 106.5 | 106.5 | 106.5 | 0.5 | 0.0 |
| Carrier route basic mail..... | | 491110-732 | 12/12 | 109.9 | 109.9 | 109.9 | 3.5 | 0.0 |
| Bulk letters..... | | 491110-733 | 12/12 | 116.8 | 116.8 | 116.8 | 1.0 | 0.0 |
| Bulk flats..... | | 491110-734 | 12/12 | 120.6 | 120.6 | 120.6 | 3.5 | 0.0 |
| Other standard mail and fees..... | | 491110-735 | 12/12 | 132.8 | 132.8 | 132.8 | 9.0 | 0.0 |
| Package services mail..... | | 491110-74 | 06/89 | 262.1 | 262.1 | 262.1 | 1.3 | 0.0 |
| Special services and fees..... | | 491110-75 | 06/89 | 278.9 | 278.9 | 278.9 | 1.2 | 0.0 |
| Shipping services (competitive services)..... | | 491110-8 | 12/12 | 160.2 | 160.2 | 160.2 | 2.9 | 0.0 |
| Domestic priority mail..... | | 491110-81 | 06/89 | 385.8 | 385.8 | 385.8 | 3.7 | 0.0 |
| Other shipping services and shipping special services & fees..... | | 491110-82 | 12/12 | 179.1 | 179.1 | 179.1 | 2.1 | 0.0 |
| Couriers and messengers..... | 492 | | 12/03 | 256.3 | 256.8 | 258.6 | 7.5 | 0.7 |
| Couriers and express delivery services..... | 4921 | | 12/03 | 265.3 | 266.0 | 267.8 | 7.9 | 0.7 |
| Couriers and express delivery services..... | 49211 | | 12/03 | 265.3 | 266.0 | 267.8 | 7.9 | 0.7 |
| Couriers and express delivery services..... | 492110 | | 12/03 | 265.3 | 266.0 | 267.8 | 7.9 | 0.7 |
| Primary services..... | | 492110-P | 12/03 | 266.2 | 266.9 | 268.8 | 8.0 | 0.7 |
| Standard courier services..... | | 492110-1 | 12/92 | 396.9 | 397.6 | 399.3 | 6.9 | 0.4 |
| Expedited courier services..... | | 492110-2 | 12/87 | 388.9 | 390.7 | 395.5 | 10.2 | 1.2 |
| Domestic expedited courier services..... | | 492110-201 | 12/98 | 350.2 | 351.8 | 356.2 | 10.7 | 1.3 |
| International expedited courier services..... | | 492110-202 | 12/98 | 313.3 | 314.7 | 318.6 | 9.1 | 1.2 |
| Local messengers and local delivery..... | 4922 | | 12/03 | 138.8 | 137.4 | 138.8 | -1.8 | 1.0 |
| Local messengers and local delivery..... | 49221 | | 12/03 | 138.5 | 137.1 | 138.5 | -1.8 | 1.0 |
| Local messengers and local delivery..... | 492210 | | 12/03 | 138.5 | 137.1 | 138.5 | -1.8 | 1.0 |
| Primary services..... | | 492210-P | 12/92 | 178.6 | 176.9 | 178.6 | -1.9 | 1.0 |
| Local messengers and local delivery services..... | | 492210-1 | 12/92 | 178.6 | 176.9 | 178.6 | -1.9 | 1.0 |
| Warehousing and storage..... | 493 | | 12/06 | 111.7 | 112.6 | 113.7 | 6.9 | 1.0 |

See footnotes at end of table.

Table 11. Producer price indexes for the net output of selected industries and their products, not seasonally adjusted — Continued

| Industry and product ¹ | Industry code | Product code | Index base | Index | | | Percent change to July 2021 from: | |
|---|---------------|--------------|------------|------------------------|------------------------|------------------------|-----------------------------------|-----------|
| | | | | Mar. 2021 ² | June 2021 ² | July 2021 ² | July 2020 | June 2021 |
| Warehousing and storage..... | 4931 | | 12/06 | 111.7 | 112.5 | 113.7 | 6.9 | 1.1 |
| General warehousing and storage..... | 49311 | | 12/03 | 112.2 | 111.4 | 113.6 | 6.5 | 2.0 |
| General warehousing and storage..... | 493110 | | 12/03 | 112.3 | 111.5 | 113.6 | 6.4 | 1.9 |
| Primary services..... | | 493110-P | 06/93 | 123.0 | 122.1 | 124.4 | 6.4 | 1.9 |
| General warehousing and storage services..... | | 493110-1 | 06/93 | 123.0 | 122.1 | 124.4 | 6.4 | 1.9 |
| Refrigerated warehousing and storage..... | 49312 | | 12/03 | 131.0 | 139.9 | 136.9 | 10.0 | -2.1 |
| Refrigerated warehousing and storage..... | 493120 | | 12/91 | 143.9 | 153.7 | 150.4 | 9.9 | -2.1 |
| Primary services..... | | 493120-P | 12/91 | 144.2 | 154.0 | 150.7 | 10.0 | -2.1 |
| Warehousing and storage of refrigerated goods..... | | 493120-2 | 12/91 | 144.3 | 154.2 | 150.9 | 10.0 | -2.1 |
| Farm product warehousing and storage..... | 49313 | | 12/03 | 124.0 | 124.0 | 124.1 | 0.8 | 0.1 |
| Farm product warehousing and storage..... | 493130 | | 12/92 | 144.1 | 144.1 | 144.3 | 0.8 | 0.1 |
| Primary services..... | | 493130-P | 12/92 | 142.4 | 142.4 | 142.6 | 0.8 | 0.1 |
| Farm product warehousing and storage services..... | | 493130-1 | 12/92 | 142.4 | 142.4 | 142.6 | 0.8 | 0.1 |
| Publishing industries, except Internet..... | 511 | | 12/03 | 118.0 | 120.3 | 119.0 | 0.9 | -1.1 |
| Newspaper, book, and directory publishers..... | 5111 | | 12/03 | 138.2 | 138.5 | 138.4 | 0.7 | -0.1 |
| Newspaper publishers..... | 51111 | | 12/79 | 557.6 | 552.1 | 551.6 | -0.6 | -0.1 |
| Newspaper publishers..... | 511110 | | 12/79 | 559.2 | 553.7 | 553.2 | -0.6 | -0.1 |
| Primary services..... | | 511110-P | 12/79 | 573.7 | 568.1 | 567.6 | -0.6 | -0.1 |
| Newspaper advertising sales..... | | 511110-5 | 09/15 | 91.6 | 90.5 | 89.7 | -1.4 | -0.9 |
| Newspaper advertising sales, print only..... | | 511110-51 | 09/15 | 90.4 | 89.0 | 88.4 | -2.4 | -0.7 |
| Newspaper advertising sales, digital only and print and digital bundled..... | | 511110-52 | 09/15 | 98.9 | 99.5 | 97.7 | 4.0 | -1.8 |
| Newspaper subscription and single copy sales..... | | 511110-6 | 09/15 | 158.1 | 157.0 | 158.5 | 0.4 | 1.0 |
| Newspaper subscriptions, print only..... | | 511110-61 | 09/15 | 158.1 | 156.8 | 157.9 | -0.4 | 0.7 |
| Newspaper subscriptions, online only and print and online bundled..... | | 511110-62 | 09/15 | 158.3 | 159.6 | 164.9 | 9.1 | 3.3 |
| Periodical publishers..... | 51112 | | 12/79 | 427.5 | 433.3 | 434.5 | -1.5 | 0.3 |
| Periodical publishers..... | 511120 | | 12/79 | 427.5 | 433.3 | 434.4 | -1.5 | 0.3 |
| Primary services..... | | 511120-P | 12/79 | 457.4 | 455.2 | 451.0 | -1.7 | -0.9 |
| Periodicals, advertising sales..... | | 511120-2 | 12/14 | 103.0 | 102.2 | 100.8 | -2.8 | -1.4 |
| Specialized business and professional periodicals, advertising sales..... | | 511120-21 | 12/79 | 449.8 | 449.8 | 449.8 | 0.8 | 0.0 |
| General and consumer periodicals, advertising sales..... | | 511120-22 | 12/79 | 644.0 | 638.5 | 628.2 | -3.4 | -1.6 |
| Periodicals, subscriptions and single copy sales..... | | 511120-5 | 12/14 | 112.1 | 112.1 | 112.1 | 0.4 | 0.0 |
| Specialized business and professional periodicals, subscriptions and single copy sales..... | | 511120-51 | 12/79 | 566.2 | 566.2 | 566.2 | 1.5 | 0.0 |
| General and consumer periodicals, subscriptions and single copy sales..... | | 511120-52 | 12/06 | 111.9 | 111.9 | 111.9 | 0.0 | 0.0 |
| Book publishers..... | 51113 | | 12/84 | 352.6 | 353.8 | 352.4 | 4.0 | -0.4 |
| Book publishers..... | 511130 | | 12/80 | 480.1 | 481.8 | 479.8 | 4.0 | -0.4 |
| Primary services..... | | 511130-P | 12/80 | 486.0 | 488.7 | 486.0 | 4.6 | -0.6 |
| Print book publishing..... | | 511130-F | 09/15 | 117.0 | 118.0 | 117.0 | 5.5 | -0.8 |
| General adult and juvenile book publishing..... | | 511130-F1 | 06/09 | 104.6 | 107.7 | 105.6 | 2.3 | -1.9 |
| General adult book publishing..... | | 511130-F11 | 06/09 | 107.8 | 111.1 | 109.0 | 1.5 | -1.9 |
| Juvenile book publishing..... | | 511130-F12 | 06/09 | 95.7 | 98.2 | 95.9 | 4.5 | -2.3 |
| Textbook publishing, including teachers' editions and workbooks..... | | 511130-F2 | 12/80 | 806.9 | 802.3 | 812.7 | 4.9 | 1.3 |
| College textbook publishing..... | | 511130-F21 | 12/80 | 897.4 | 904.7 | 913.9 | 4.3 | 1.0 |
| Elementary and high school textbook publishing..... | | 511130-F22 | 12/02 | 175.7 | 173.5 | 176.0 | 5.2 | 1.4 |
| Technical, scientific, and professional book publishing..... | | 511130-F3 | 12/80 | 762.5 | 767.0 | 752.5 | 8.9 | -1.9 |
| General reference book publishing..... | | 511130-F4 | 12/80 | 209.1 | 233.9 | 233.9 | 3.3 | 0.0 |
| Religious book publishing..... | | 511130-F5 | 12/80 | 228.1 | 225.6 | 221.2 | -1.3 | -2.0 |
| Digital book publishing..... | | 511130-G | 09/15 | 106.6 | 105.7 | 106.8 | 0.6 | 1.0 |
| Ebook publishing..... | | 511130-G1 | 09/15 | 108.2 | 106.4 | 108.1 | 0.4 | 1.6 |
| Other digital book publishing..... | | 511130-G2 | 09/15 | 103.7 | 104.4 | 104.3 | 1.0 | -0.1 |
| Other receipts..... | | 511130-SM | 12/80 | 403.0 | - | 398.2 | -5.4 | - |
| Directory and mailing list publishers..... | 51114 | | 12/03 | 118.4 | 118.4 | 118.5 | 2.3 | 0.1 |
| Directory and mailing list publishers..... | 511140 | | 12/03 | 118.4 | 118.4 | 118.5 | 2.3 | 0.1 |
| Primary services..... | | 511140-P | 12/03 | 116.8 | 116.9 | 116.9 | 2.2 | 0.0 |
| Directory and mailing list publishing - advertising sales incl. telephone directory listings..... | | 511140-1 | 09/84 | 267.7 | 267.7 | 267.7 | 0.0 | 0.0 |
| Directory and mailing list publishing - subscription, content, and licensing sales..... | | 511140-5 | 01/08 | 132.2 | 132.5 | 132.8 | 11.6 | 0.2 |
| Other publishers..... | 51119 | | 12/03 | 113.3 | 113.4 | 113.6 | -0.1 | 0.2 |
| Greeting card publishers..... | 511191 | | 12/85 | 199.9 | 199.2 | 199.9 | 0.3 | 0.4 |
| Primary services..... | | 511191-P | 12/85 | 217.8 | 217.7 | 217.8 | 0.2 | 0.0 |
| Greeting card publishing..... | | 511191-3 | 12/85 | 220.1 | 219.9 | 220.0 | 0.2 | 0.0 |
| Other receipts..... | | 511191-SM | 12/85 | 169.1 | - | 169.3 | - | - |
| All other publishers..... | 511199 | | 12/03 | 123.0 | 124.4 | 124.4 | -1.2 | 0.0 |

See footnotes at end of table.

Table 11. Producer price indexes for the net output of selected industries and their products, not seasonally adjusted — Continued

| Industry and product ¹ | Industry code | Product code | Index base | Index | | | Percent change to July 2021 from: | |
|---|---------------|--------------|------------|------------------------|------------------------|------------------------|-----------------------------------|-----------|
| | | | | Mar. 2021 ² | June 2021 ² | July 2021 ² | July 2020 | June 2021 |
| All other publishers - Continued | | | | | | | | |
| Primary services..... | | 511199-P | 12/03 | 124.3 | 125.9 | 125.8 | -1.3 | -0.1 |
| All other publishing including yearbooks, art prints, patterns, and trading cards. | | 511199-6 | 12/03 | 124.3 | 125.9 | 125.8 | -1.3 | -0.1 |
| Software publishers..... | 5112 | | 12/03 | 91.7 | 94.6 | 93.0 | 1.1 | -1.7 |
| Software publishers..... | 51121 | | 12/03 | 91.7 | 94.6 | 93.0 | 1.1 | -1.7 |
| Software publishers..... | 511210 | | 12/97 | 86.7 | 89.5 | 87.9 | 1.2 | -1.8 |
| Primary services..... | | 511210-P | 12/97 | 89.3 | 92.9 | 90.9 | 1.6 | -2.2 |
| Software publishing, except games..... | | 511210-5 | 06/06 | 98.0 | 102.0 | 99.7 | 1.1 | -2.3 |
| Application software publishing..... | | 511210-502 | 12/97 | 105.8 | 112.6 | 108.5 | 2.1 | -3.6 |
| Desktop and portable device application software publishing..... | | 511210-50201 | 06/06 | 97.6 | 100.0 | 99.3 | -1.0 | -0.7 |
| Other application software publishing..... | | 511210-50202 | 06/06 | 122.5 | 134.1 | 126.3 | 4.6 | -5.8 |
| Software maintenance, technical support, and other services related to software publishing..... | | 511210-504 | 12/97 | 161.3 | 161.3 | 161.3 | 0.3 | 0.0 |
| Game software publishing..... | | 511210-7 | 12/13 | 72.1 | 73.5 | 72.8 | 10.8 | -1.0 |
| Broadcasting, except Internet..... | 515 | | 12/03 | 135.0 | 134.1 | 132.3 | 5.8 | -1.3 |
| Radio and television broadcasting..... | 5151 | | 06/01 | 96.5 | 101.7 | 96.8 | 7.0 | -4.8 |
| Radio broadcasting..... | 51511 | | 12/03 | 94.1 | 98.7 | 98.8 | 5.4 | 0.1 |
| Radio broadcasting..... | 515110 | | 06/88 | 169.9 | 178.2 | 178.4 | 5.4 | 0.1 |
| Primary services..... | | 515110-P | 06/88 | 169.5 | 178.7 | 178.4 | 5.7 | -0.2 |
| Radio station services..... | | 515110-1 | 06/88 | 176.5 | 186.9 | 188.1 | 7.6 | 0.6 |
| Radio station advertising sales..... | | 515110-101 | 06/88 | 167.3 | 179.1 | 180.4 | 9.1 | 0.7 |
| Radio station advertising sales, local..... | | 515110-10101 | 12/95 | 127.5 | 135.0 | 137.4 | 10.4 | 1.8 |
| Radio station advertising sales, national and regional..... | | 515110-10102 | 12/95 | 105.7 | 117.6 | 114.3 | 5.1 | -2.8 |
| Other radio station services..... | | 515110-102 | 12/03 | 142.0 | 142.0 | 142.0 | 0.0 | 0.0 |
| Radio network and national syndication services..... | | 515110-2 | 12/95 | 115.3 | 119.9 | 117.0 | 0.5 | -2.4 |
| Other receipts..... | | 515110-SM | 12/03 | 133.8 | 133.8 | 137.7 | 2.9 | 2.9 |
| Television broadcasting..... | 51512 | | 12/03 | 92.2 | 97.2 | 90.6 | 7.7 | -6.8 |
| Television broadcasting..... | 515120 | | 06/01 | 93.0 | 98.1 | 91.3 | 7.7 | -6.9 |
| Primary services..... | | 515120-P | 06/01 | 84.1 | 87.7 | 81.9 | 7.2 | -6.6 |
| Television advertising sales..... | | 515120-3 | 06/08 | 87.4 | 92.0 | 84.6 | 8.0 | -8.0 |
| Other television broadcasting services..... | | 515120-4 | 06/08 | 128.1 | 128.1 | 128.1 | 3.6 | 0.0 |
| Other receipts..... | | 515120-SM | 06/01 | 96.8 | 108.5 | 101.0 | 10.0 | -6.9 |
| Cable and other subscription programming..... | 5152 | | 12/03 | 163.6 | 158.2 | 158.6 | 5.2 | 0.3 |
| Cable and other subscription programming..... | 51521 | | 12/03 | 166.4 | 160.9 | 161.3 | 5.2 | 0.2 |
| Cable and other subscription programming..... | 515210 | | 12/03 | 163.7 | 158.2 | 158.7 | 5.2 | 0.3 |
| Primary services..... | | 515210-P | 12/03 | 171.0 | 165.3 | 165.8 | 5.3 | 0.3 |
| Cable network advertising services..... | | 515210-1 | 06/93 | 259.3 | 234.1 | 236.2 | 7.2 | 0.9 |
| Cable network programming services..... | | 515210-2 | 06/93 | 263.4 | 263.9 | 263.9 | 4.3 | 0.0 |
| Telecommunications..... | 517 | | 12/03 | 101.5 | 101.6 | 101.5 | 0.6 | -0.1 |
| Wired and wireless telecommunications carriers..... | 5173 | | 12/17 | 104.0 | 104.1 | 103.9 | 0.5 | -0.2 |
| Wired and wireless telecommunications carriers..... | 51731 | | 12/17 | 104.0 | 104.1 | 103.9 | 0.5 | -0.2 |
| Wired telecommunications carriers..... | 517311 | | 12/03 | 125.6 | 125.9 | 125.5 | 0.3 | -0.3 |
| Primary products..... | | 517311-P | 12/03 | 125.5 | 125.7 | 125.3 | 0.3 | -0.3 |
| Local telephone service, except private lines..... | | 517311-1 | 12/03 | 144.7 | 145.0 | 144.9 | 0.1 | -0.1 |
| Residence local telephone service..... | | 517311-111 | 12/03 | 159.2 | 159.2 | 159.2 | 0.0 | 0.0 |
| Business and other local telephone service..... | | 517311-112 | 12/03 | 126.8 | 127.5 | 127.3 | 0.3 | -0.2 |
| Public switched toll service..... | | 517311-2 | 12/03 | 123.6 | 123.6 | 123.4 | 2.3 | -0.2 |
| Residence switched toll service..... | | 517311-21 | 12/03 | 178.6 | 179.7 | 179.7 | 4.4 | 0.0 |
| Business switched toll and other toll service..... | | 517311-22 | 12/03 | 63.9 | 63.3 | 63.1 | -0.5 | -0.3 |
| Private line telephone service..... | | 517311-3 | 12/03 | 94.7 | 94.7 | 94.7 | -4.4 | 0.0 |
| All-distance telephone service..... | | 517311-4 | 12/11 | 139.9 | 138.0 | 138.0 | 4.5 | 0.0 |
| Video programming distribution..... | | 517311-5 | 12/03 | 163.8 | 164.4 | 164.3 | 3.7 | -0.1 |
| Video programming subscriber services..... | | 517311-501 | 06/93 | 231.4 | 232.2 | 232.2 | 5.5 | 0.0 |
| Advertising services..... | | 517311-502 | 06/93 | 128.6 | 128.6 | 128.6 | -16.4 | 0.0 |
| Internet access services..... | | 517311-6 | 06/04 | 60.8 | 60.5 | 60.5 | -0.8 | 0.0 |
| Residential Internet access services..... | | 517311-601 | 12/11 | 89.6 | 89.4 | 89.4 | 0.7 | 0.0 |
| Business Internet access services..... | | 517311-602 | 12/11 | 99.0 | 98.3 | 98.3 | -1.9 | 0.0 |
| Bundled access services..... | | 517311-7 | 12/11 | 115.0 | 115.4 | 114.5 | -0.6 | -0.8 |
| Other wired telecommunications services..... | | 517311-9 | 12/03 | 105.1 | 105.1 | 105.1 | 1.0 | 0.0 |
| Wireless telecommunications carriers..... | 517312 | | 06/99 | 43.0 | 43.0 | 43.1 | 0.9 | 0.2 |
| Primary services..... | | 517312-P | 06/99 | 42.5 | 42.5 | 42.6 | 0.9 | 0.2 |
| Wireless telecommunications services..... | | 517312-1 | 06/99 | 42.5 | 42.5 | 42.6 | 0.9 | 0.2 |
| Data processing and related services..... | 5182 | | 12/03 | 111.6 | 111.5 | 112.7 | 1.9 | 1.1 |

See footnotes at end of table.

Table 11. Producer price indexes for the net output of selected industries and their products, not seasonally adjusted — Continued

| Industry and product ¹ | Industry code | Product code | Index base | Index | | | Percent change to July 2021 from: | |
|---|---------------|--------------|------------|------------------------|------------------------|------------------------|-----------------------------------|-----------|
| | | | | Mar. 2021 ² | June 2021 ² | July 2021 ² | July 2020 | June 2021 |
| Data processing and related services..... | 51821 | | 12/03 | 111.6 | 111.5 | 112.7 | 1.9 | 1.1 |
| Data processing, hosting and related services..... | 518210 | | 12/00 | 115.2 | 115.1 | 116.4 | 1.9 | 1.1 |
| Primary services..... | | 518210-P | 12/00 | 111.3 | 111.2 | 112.9 | 2.6 | 1.5 |
| Business process management services..... | | 518210-1 | 12/00 | 104.2 | 104.2 | 104.2 | 0.0 | 0.0 |
| Data management, information transformation, and related services..... | | 518210-4 | 12/00 | 105.3 | 105.3 | 105.3 | 0.2 | 0.0 |
| Hosting, ASP, and other IT infrastructure provisioning services..... | | 518210-5 | 12/06 | 112.9 | 112.7 | 115.8 | 4.7 | 2.8 |
| Other receipts..... | | 518210-SM | 12/00 | 128.2 | 128.2 | 128.2 | 0.0 | 0.0 |
| Internet publishing and web search portals..... | 519130 | | 12/09 | 84.1 | 87.3 | 93.6 | 16.9 | 7.2 |
| Primary services..... | | 519130-P | 12/09 | 85.9 | 88.7 | 93.6 | 13.3 | 5.5 |
| Internet publishing and web search portals - advertising sales..... | | 519130-1 | 12/09 | 62.3 | 67.3 | 74.5 | 27.6 | 10.7 |
| Internet publishing and web search portals - subscription, content access, and licensing sales..... | | 519130-2 | 12/09 | 126.3 | 125.3 | 126.5 | 2.1 | 1.0 |
| Other receipts..... | | 519130-SM | 12/09 | 52.3 | 56.5 | 68.7 | 50.0 | 21.6 |
| Depository credit intermediation..... | 5221 | | 12/03 | 100.5 | 101.3 | 101.2 | 9.4 | -0.1 |
| Commercial banking..... | 52211 | | 12/03 | 101.8 | 102.7 | 102.5 | 9.5 | -0.2 |
| Commercial banking..... | 522110 | | 12/03 | 101.8 | 102.7 | 102.5 | 9.5 | -0.2 |
| Primary services..... | | 522110-P | 12/03 | 101.8 | 102.7 | 102.5 | 9.5 | -0.2 |
| Loan services..... | | 522110-1 | 12/03 | 148.0 | 149.0 | 148.2 | 17.6 | -0.5 |
| Residential real estate loans, except home equity..... | | 522110-101 | 12/03 | 99.3 | 98.5 | 97.4 | 7.7 | -1.1 |
| Nonresidential real estate loans..... | | 522110-102 | 12/03 | 261.9 | 271.6 | 267.9 | 25.7 | -1.4 |
| Home equity loans..... | | 522110-103 | 12/03 | 174.0 | 175.6 | 174.8 | 9.8 | -0.5 |
| Commercial, industrial, and agricultural loans, except real estate..... | | 522110-105 | 12/03 | 108.1 | 105.2 | 108.5 | 30.9 | 3.1 |
| New and used auto and truck loans..... | | 522110-106 | 12/03 | 94.7 | 95.0 | 89.2 | -2.3 | -6.1 |
| Credit cards, overdraft credit, and related plans..... | | 522110-107 | 12/03 | 153.2 | 152.7 | 148.8 | 11.6 | -2.6 |
| Other loan services..... | | 522110-108 | 12/03 | 107.4 | 110.0 | 110.4 | 20.3 | 0.4 |
| Deposit services..... | | 522110-2 | 12/03 | 57.1 | 58.2 | 58.5 | -3.1 | 0.5 |
| Demand deposits..... | | 522110-201 | 12/11 | 84.0 | 83.2 | 84.3 | -13.8 | 1.3 |
| Time and other deposits..... | | 522110-202 | 12/11 | 125.2 | 130.4 | 130.3 | 7.5 | -0.1 |
| Trust services..... | | 522110-3 | 12/03 | 113.7 | 113.3 | 113.3 | 9.3 | 0.0 |
| Other banking services..... | | 522110-4 | 12/03 | 104.3 | 104.8 | 104.1 | 0.1 | -0.7 |
| Savings institutions..... | 52212 | | 12/03 | 93.7 | 92.4 | 94.0 | 7.9 | 1.7 |
| Savings institutions..... | 522120 | | 12/03 | 93.7 | 92.4 | 94.0 | 7.9 | 1.7 |
| Primary services..... | | 522120-P | 12/03 | 93.9 | 92.5 | 94.1 | 7.9 | 1.7 |
| Loan services..... | | 522120-1 | 12/03 | 104.3 | 101.1 | 103.0 | 2.0 | 1.9 |
| Residential real estate loans, except home equity..... | | 522120-101 | 12/03 | 95.9 | 90.4 | 92.8 | -0.4 | 2.7 |
| Nonresidential real estate loans..... | | 522120-102 | 12/03 | 146.9 | 153.1 | 154.1 | 6.9 | 0.7 |
| Home equity loans..... | | 522120-103 | 12/03 | 186.4 | 194.9 | 192.6 | 14.4 | -1.2 |
| Commercial, industrial, and agricultural loans, except real estate..... | | 522120-105 | 12/03 | 144.1 | 141.7 | 148.9 | 16.7 | 5.1 |
| New and used auto and truck loans..... | | 522120-106 | 12/03 | 82.2 | 85.7 | 83.8 | 17.2 | -2.2 |
| Credit cards, overdraft credit, and related plans..... | | 522120-109 | 12/11 | 108.5 | 105.4 | 107.5 | 1.1 | 2.0 |
| Other loan services..... | | 522120-111 | 12/03 | 88.4 | 87.3 | 86.9 | -5.5 | -0.5 |
| Deposit services..... | | 522120-2 | 12/03 | 91.3 | 92.7 | 94.0 | 20.5 | 1.4 |
| Demand deposits..... | | 522120-201 | 12/11 | 91.6 | 85.2 | 86.9 | -9.4 | 2.0 |
| Time and other deposits..... | | 522120-202 | 12/11 | 123.4 | 128.1 | 129.8 | 31.4 | 1.3 |
| Trusts and other banking services..... | | 522120-3 | 12/03 | 152.6 | 152.6 | 152.6 | 0.9 | 0.0 |
| Security, commodity contracts and like activity..... | 523 | | 12/03 | 224.4 | 227.8 | 229.9 | 19.9 | 0.9 |
| Securities and commodity contracts intermediation and brokerage..... | 5231 | | 06/00 | 140.7 | 137.1 | 144.9 | 21.5 | 5.7 |
| Investment banking and securities dealing..... | 52311 | | 12/03 | 294.9 | 285.4 | 302.7 | 29.2 | 6.1 |
| Investment banking and securities dealing..... | 523110 | | 12/03 | 292.9 | 283.4 | 300.6 | 29.2 | 6.1 |
| Primary services..... | | 523110-P | 12/03 | 312.0 | 301.9 | 320.2 | 29.2 | 6.1 |
| Dealer transactions..... | | 523110-2 | 06/00 | 174.8 | 160.9 | 180.8 | 30.2 | 12.4 |
| Dealer transactions, equity securities..... | | 523110-201 | 06/05 | 225.3 | 208.5 | 242.4 | 56.6 | 16.3 |
| Dealer transactions, debt securities and all other trading..... | | 523110-202 | 06/00 | 134.4 | 121.5 | 119.1 | -24.6 | -2.0 |
| Investment banking services..... | | 523110-3 | 06/00 | 263.8 | 264.1 | 268.7 | 31.7 | 1.7 |
| Other securities dealing services..... | | 523110-4 | 12/03 | 31.4 | 23.2 | 38.3 | -50.1 | 65.1 |
| Securities brokerage..... | 52312 | | 12/03 | 80.0 | 79.1 | 82.9 | 8.5 | 4.8 |
| Securities brokerage..... | 523120 | | 12/03 | 79.9 | 79.1 | 82.9 | 8.5 | 4.8 |
| Primary services..... | | 523120-P | 12/03 | 79.4 | 78.5 | 82.3 | 8.4 | 4.8 |
| Brokerage services..... | | 523120-1 | 06/00 | 56.6 | 54.5 | 59.0 | 11.3 | 8.3 |
| Brokerage services, equities and ETFs..... | | 523120-101 | 06/00 | 49.3 | 46.3 | 52.5 | 18.8 | 13.4 |
| Brokerage services, all other securities..... | | 523120-102 | 06/00 | 74.5 | 74.5 | 74.5 | -0.3 | 0.0 |
| Other securities related services including margin lending and mutual fund sales..... | | 523120-4 | 06/00 | 93.7 | 94.1 | 96.8 | 6.8 | 2.9 |
| Portfolio management..... | 52392 | | 12/03 | 314.3 | 324.7 | 318.7 | 17.9 | -1.8 |
| Portfolio management..... | 523920 | | 06/02 | 310.3 | 320.5 | 314.6 | 17.9 | -1.8 |

See footnotes at end of table.

Table 11. Producer price indexes for the net output of selected industries and their products, not seasonally adjusted — Continued

| Industry and product ¹ | Industry code | Product code | Index base | Index | | | Percent change to July 2021 from: | |
|--|---------------|--------------|------------|------------------------|------------------------|------------------------|-----------------------------------|-----------|
| | | | | Mar. 2021 ² | June 2021 ² | July 2021 ² | July 2020 | June 2021 |
| Portfolio management - Continued | | | | | | | | |
| Primary services..... | | 523920-P | 06/02 | 327.5 | 338.3 | 332.1 | 17.9 | -1.8 |
| Mutual fund and exchange traded fund management..... | | 523920-1 | 06/02 | 420.6 | 430.0 | 439.5 | 24.7 | 2.2 |
| Management of equity funds..... | | 523920-101 | 01/17 | 215.4 | 222.9 | 229.9 | 42.4 | 3.1 |
| Management of bond funds..... | | 523920-102 | 01/17 | 117.1 | 116.5 | 117.3 | 3.1 | 0.7 |
| Management of other funds..... | | 523920-103 | 01/17 | 100.7 | 101.7 | 102.3 | 2.4 | 0.6 |
| Private portfolio management..... | | 523920-2 | 06/02 | 281.0 | 292.7 | 278.0 | 12.6 | -5.0 |
| Management of equity private portfolios..... | | 523920-201 | 01/17 | 151.4 | 161.1 | 145.4 | 18.8 | -9.7 |
| Management of bond private portfolios..... | | 523920-202 | 01/17 | 105.3 | 105.3 | 102.1 | -0.7 | -3.0 |
| Management of other private portfolios..... | | 523920-203 | 01/17 | 115.4 | 118.8 | 122.7 | 13.2 | 3.3 |
| Investment advice..... | 52393 | | 12/03 | 229.2 | 241.9 | 247.0 | 28.5 | 2.1 |
| Investment advice..... | 523930 | | 12/03 | 229.1 | 241.8 | 246.9 | 28.5 | 2.1 |
| Primary services..... | | 523930-P | 06/02 | 233.8 | 246.7 | 252.0 | 28.6 | 2.1 |
| Investment advisory services..... | | 523930-1 | 06/02 | 233.8 | 246.7 | 252.0 | 28.6 | 2.1 |
| Insurance carriers and related activities..... | 524 | | 12/03 | 143.1 | 143.3 | 143.4 | 0.0 | 0.1 |
| Insurance carriers..... | 5241 | | 12/03 | 143.6 | 143.8 | 144.0 | 0.1 | 0.1 |
| Direct life/health/medical insurance carriers..... | 52411 | | 12/03 | 149.1 | 149.1 | 149.1 | 0.6 | 0.0 |
| Direct life insurance carriers..... | 524113 | | 12/98 | 116.6 | 116.6 | 116.7 | 0.2 | 0.1 |
| Primary services..... | | 524113-P | 12/98 | 116.4 | 116.4 | 116.5 | 0.2 | 0.1 |
| Life insurance policies..... | | 524113-1 | 12/98 | 109.4 | 109.4 | 109.5 | 0.2 | 0.1 |
| Individual life insurance policies..... | | 524113-101 | 12/98 | 116.5 | 116.4 | 116.6 | 0.5 | 0.2 |
| Term life insurance policies..... | | 524113-10101 | 12/98 | 113.2 | 113.2 | 113.2 | 2.4 | 0.0 |
| Whole life insurance policies..... | | 524113-10102 | 12/98 | 120.1 | 119.9 | 119.9 | -1.1 | 0.0 |
| Universal life insurance policies..... | | 524113-10103 | 12/98 | 114.6 | 114.6 | 115.2 | 1.4 | 0.5 |
| Variable-universal and other individual life insurance policies..... | | 524113-10105 | 12/17 | 102.8 | 102.8 | 102.7 | 0.3 | -0.1 |
| Group life insurance policies..... | | 524113-102 | 12/98 | 92.4 | 92.5 | 92.5 | -0.8 | 0.0 |
| Annuities..... | | 524113-2 | 12/98 | 154.6 | 154.4 | 154.5 | 0.3 | 0.1 |
| Variable deferred annuities..... | | 524113-201 | 12/98 | 188.2 | 187.6 | 187.9 | 0.3 | 0.2 |
| Fixed-rate deferred annuities..... | | 524113-202 | 12/98 | 120.4 | 120.7 | 120.7 | 1.1 | 0.0 |
| Immediate annuities..... | | 524113-203 | 12/98 | 146.9 | 147.5 | 146.8 | -1.9 | -0.5 |
| Disability insurance policies..... | | 524113-3 | 06/06 | 103.1 | 103.1 | 103.1 | -1.5 | 0.0 |
| Direct health and medical insurance carriers..... | 524114 | | 12/02 | 189.5 | 189.5 | 189.5 | 0.7 | 0.0 |
| Primary services..... | | 524114-P | 12/02 | 192.3 | 192.3 | 192.3 | 0.8 | 0.0 |
| Medical service plans..... | | 524114-1 | 12/02 | 200.9 | 200.9 | 200.9 | 0.8 | 0.0 |
| Comprehensive medical service plans..... | | 524114-101 | 12/02 | 204.0 | 204.1 | 204.1 | 1.0 | 0.0 |
| Group managed care medical service plans..... | | 524114-10101 | 12/02 | 204.1 | 204.2 | 204.2 | 1.6 | 0.0 |
| Group fee-for-service medical service plans..... | | 524114-10102 | 12/02 | 183.3 | 183.3 | 183.3 | 1.0 | 0.0 |
| Individual comprehensive medical service plans..... | | 524114-10103 | 12/02 | 306.3 | 306.3 | 306.4 | -0.3 | 0.0 |
| Non-comprehensive medical service plans..... | | 524114-103 | 06/07 | 127.1 | 127.1 | 126.7 | -0.3 | -0.3 |
| Dental service plans..... | | 524114-10301 | 12/02 | 137.2 | 136.6 | 135.9 | -1.5 | -0.5 |
| Supplemental Medicare service plans..... | | 524114-10302 | 12/02 | 154.2 | 154.8 | 154.8 | 2.1 | 0.0 |
| Other medical service plans..... | | 524114-10303 | 12/02 | 168.5 | 168.5 | 168.5 | -1.1 | 0.0 |
| Indemnity health insurance plans..... | | 524114-2 | 12/02 | 113.9 | 113.9 | 113.9 | 0.1 | 0.0 |
| Other direct insurance carriers..... | 52412 | | 12/98 | 156.1 | 156.7 | 157.2 | -1.1 | 0.3 |
| Direct property and casualty insurers..... | 524126 | | 06/98 | 156.2 | 156.8 | 157.3 | -1.1 | 0.3 |
| Primary services..... | | 524126-P | 06/98 | 156.3 | 156.9 | 157.5 | -1.1 | 0.4 |
| Private passenger auto insurance..... | | 524126-1 | 06/98 | 182.3 | 183.9 | 185.2 | -2.9 | 0.7 |
| Homeowner's insurance..... | | 524126-2 | 06/98 | 213.7 | 215.1 | 215.3 | 0.7 | 0.1 |
| Commercial auto insurance..... | | 524126-3 | 06/98 | 127.9 | 128.3 | 128.4 | 4.6 | 0.1 |
| Non-auto liability insurance..... | | 524126-4 | 06/98 | 123.7 | 123.6 | 123.7 | 1.3 | 0.1 |
| Medical malpractice insurance..... | | 524126-402 | 06/98 | 115.1 | 115.6 | 115.6 | 1.0 | 0.0 |
| Product and other non-auto liability insurance..... | | 524126-403 | 06/98 | 125.5 | 125.1 | 125.3 | 1.5 | 0.2 |
| Commercial multiple peril insurance..... | | 524126-5 | 06/98 | 134.4 | 134.5 | 134.4 | 3.4 | -0.1 |
| Worker's compensation insurance..... | | 524126-6 | 06/98 | 95.5 | 94.7 | 94.6 | -5.6 | -0.1 |
| Other property and casualty insurance..... | | 524126-7 | 12/03 | 117.9 | 117.4 | 117.6 | 0.2 | 0.2 |
| Insurance agencies and brokerages..... | 52421 | | 12/03 | 112.7 | 112.9 | 112.8 | 0.4 | -0.1 |
| Insurance agencies and brokerages..... | 524210 | | 12/02 | 116.7 | 116.9 | 116.8 | 0.3 | -0.1 |
| Primary services..... | | 524210-P | 12/02 | 117.4 | 117.6 | 117.5 | 0.3 | -0.1 |
| Sale of property and casualty insurance..... | | 524210-1 | 12/02 | 118.2 | 118.5 | 118.4 | 0.1 | -0.1 |
| Sale of personal property and casualty insurance..... | | 524210-101 | 06/09 | 114.6 | 114.6 | 114.6 | -1.5 | 0.0 |
| Sale of private passenger auto insurance..... | | 524210-10101 | 12/02 | 118.0 | 118.0 | 118.0 | -2.2 | 0.0 |
| Sale of homeowner's insurance..... | | 524210-10102 | 12/02 | 124.2 | 124.4 | 124.2 | -0.2 | -0.2 |
| Sale of other personal property and casualty insurance..... | | 524210-10103 | 06/09 | 101.5 | 101.6 | 101.5 | 0.0 | -0.1 |
| Sale of commercial property and casualty insurance..... | | 524210-102 | 12/02 | 119.2 | 119.7 | 119.6 | 1.6 | -0.1 |
| Sale of life insurance and annuities..... | | 524210-2 | 12/02 | 106.4 | 106.5 | 106.5 | 2.4 | 0.0 |

See footnotes at end of table.

Table 11. Producer price indexes for the net output of selected industries and their products, not seasonally adjusted — Continued

| Industry and product ¹ | Industry code | Product code | Index base | Index | | | Percent change to July 2021 from: | |
|--|---------------|--------------|------------|------------------------|------------------------|------------------------|-----------------------------------|-----------|
| | | | | Mar. 2021 ² | June 2021 ² | July 2021 ² | July 2020 | June 2021 |
| Insurance agencies and brokerages - Continued | | | | | | | | |
| Sale of health and medical insurance..... | | 524210-3 | 12/02 | 132.7 | 132.8 | 132.8 | 0.7 | 0.0 |
| Sale of other insurance..... | | 524210-4 | 12/02 | 103.1 | 103.1 | 103.1 | 0.0 | 0.0 |
| Lessors of nonresidential buildings (except miniwarehouses)..... | 53112 | | 12/03 | 129.7 | 131.1 | 134.0 | 3.7 | 2.2 |
| Lessors of nonresidential buildings..... | 531120 | | 12/95 | 151.7 | 153.4 | 156.7 | 3.7 | 2.2 |
| Primary services..... | | 531120-P | 12/95 | 147.4 | 149.0 | 152.3 | 3.7 | 2.2 |
| Leasing of shopping centers and retail stores..... | | 531120-1 | 12/95 | 130.7 | 132.1 | 138.5 | 3.7 | 4.8 |
| Leasing of professional and office buildings..... | | 531120-2 | 12/95 | 164.5 | 162.9 | 164.0 | 1.7 | 0.7 |
| Leasing of manufacturing and industrial buildings..... | | 531120-3 | 12/95 | 131.3 | 131.4 | 131.4 | 1.5 | 0.0 |
| Leasing of other nonresidential buildings and facilities..... | | 531120-7 | 12/02 | 140.7 | 164.0 | 167.0 | 19.7 | 1.8 |
| Lessors of miniwarehouse and self storage units..... | 53113 | | 12/03 | 151.3 | 157.5 | 160.2 | 11.3 | 1.7 |
| Miniwarehouse and self-storage unit operators..... | 531130 | | 12/03 | 151.3 | 157.5 | 160.2 | 11.3 | 1.7 |
| Primary services..... | | 531130-P | 06/93 | 229.9 | 239.4 | 243.4 | 11.2 | 1.7 |
| Miniwarehouse and self-storage unit operation..... | | 531130-1 | 06/93 | 229.9 | 239.4 | 243.4 | 11.2 | 1.7 |
| Offices of real estate agents and brokers..... | 5312 | | 12/03 | 160.1 | 165.5 | 167.9 | 11.4 | 1.5 |
| Offices of real estate agents and brokers..... | 53121 | | 12/03 | 160.1 | 165.5 | 167.9 | 11.4 | 1.5 |
| Offices of real estate agents and brokers..... | 531210 | | 12/03 | 160.0 | 165.4 | 167.8 | 11.4 | 1.5 |
| Primary services..... | | 531210-P | 12/03 | 160.0 | 165.5 | 167.8 | 11.4 | 1.4 |
| Real estate brokerage, residential property sales and leases..... | | 531210-1 | 12/95 | 218.7 | 227.3 | 230.8 | 13.3 | 1.5 |
| Real estate brokerage, nonresidential property sales and leases including land sales and leases..... | | 531210-6 | 12/06 | 131.6 | 133.0 | 134.1 | 3.8 | 0.8 |
| Real estate brokerage, nonresidential property sales including land sales..... | | 531210-601 | 12/09 | 138.2 | 140.9 | 141.9 | 5.5 | 0.7 |
| Real estate brokerage, nonresidential property leases including land leases..... | | 531210-602 | 12/09 | 126.7 | 127.1 | 128.1 | 2.1 | 0.8 |
| Real estate property managers..... | 53131 | | 12/03 | 118.0 | 124.4 | 120.5 | 3.9 | -3.1 |
| Residential property managers..... | 531311 | | 12/03 | 130.7 | 138.1 | 135.7 | 4.5 | -1.7 |
| Primary services..... | | 531311-P | 12/03 | 132.6 | 140.1 | 137.7 | 4.5 | -1.7 |
| Residential property management services..... | | 531311-1 | 12/95 | 138.5 | 146.4 | 143.8 | 4.4 | -1.8 |
| Nonresidential property managers..... | 531312 | | 12/03 | 97.1 | 101.9 | 95.4 | 2.5 | -6.4 |
| Primary services..... | | 531312-P | 12/03 | 97.1 | 101.9 | 95.4 | 2.5 | -6.4 |
| Nonresidential property management services..... | | 531312-1 | 12/95 | 107.8 | 113.2 | 105.9 | 2.5 | -6.4 |
| Offices of real estate appraisers..... | 531320 | | 12/03 | 104.3 | 106.1 | 106.0 | 3.7 | -0.1 |
| Primary services..... | | 531320-P | 12/03 | 106.0 | 107.7 | 107.7 | 3.8 | 0.0 |
| Real estate appraisal services..... | | 531320-1 | 12/95 | 113.3 | 115.1 | 115.1 | 3.7 | 0.0 |
| Automotive equipment rental and leasing..... | 5321 | | 06/01 | 137.5 | 162.1 | 167.2 | 29.5 | 3.1 |
| Passenger car rental and leasing..... | 53211 | | 12/03 | 121.9 | 152.9 | 160.5 | 42.7 | 5.0 |
| Passenger car rental..... | 532111 | | 12/91 | 178.9 | 224.5 | 235.6 | 42.7 | 4.9 |
| Primary services..... | | 532111-P | 12/91 | 178.0 | 223.3 | 234.4 | 42.7 | 5.0 |
| Standard passenger car rental..... | | 532111-2 | 12/91 | 170.5 | 226.1 | 239.8 | 53.4 | 6.1 |
| Passenger car rental for business travel..... | | 532111-211 | 12/98 | 82.7 | 97.2 | 100.9 | 33.5 | 3.8 |
| Passenger car rental for leisure travel..... | | 532111-221 | 12/98 | 174.0 | 241.2 | 257.7 | 61.4 | 6.8 |
| Replacement passenger car rental..... | | 532111-3 | 12/91 | 228.9 | 236.9 | 238.3 | 10.5 | 0.6 |
| Truck, utility trailer and RV rental and leasing..... | 53212 | | 12/03 | 132.0 | 135.6 | 133.5 | 4.1 | -1.5 |
| Truck, utility trailer, and RV rental and leasing..... | 532120 | | 06/91 | 151.5 | 155.7 | 153.3 | 4.1 | -1.5 |
| Primary services..... | | 532120-P | 06/91 | 147.1 | 148.1 | 148.9 | 4.6 | 0.5 |
| Rental of trucks, truck trailers, RVs..... | | 532120-1 | 06/91 | 153.0 | 158.7 | 157.6 | 8.2 | -0.7 |
| Leasing of trucks, truck trailers, and RVs..... | | 532120-4 | 06/91 | 136.2 | 134.4 | 136.3 | 2.3 | 1.4 |
| Other receipts..... | | 532120-SM | 06/91 | 173.7 | 199.2 | 175.3 | 1.4 | -12.0 |
| Other heavy machinery rental and leasing..... | 532412 | | 12/03 | 119.7 | 120.4 | 121.7 | 2.7 | 1.1 |
| Primary services..... | | 532412-P | 12/03 | 110.5 | 110.4 | 110.8 | -0.3 | 0.4 |
| Construction equipment rental and leasing..... | | 532412-1 | 12/03 | 117.8 | 117.7 | 118.3 | 0.9 | 0.5 |
| Oilfield and well drilling equipment rental and leasing..... | | 532412-2 | 12/03 | 94.3 | 94.3 | 94.3 | -2.9 | 0.0 |
| Other receipts..... | | 532412-SM | 12/03 | 164.1 | 166.3 | 169.6 | 6.7 | 2.0 |
| Legal services..... | 5411 | | 12/96 | 240.9 | 243.6 | 244.4 | 3.3 | 0.3 |
| Offices of lawyers..... | 54111 | | 12/96 | 240.9 | 243.6 | 244.4 | 3.3 | 0.3 |
| Offices of lawyers..... | 541110 | | 12/96 | 240.9 | 243.6 | 244.4 | 3.3 | 0.3 |
| Primary services..... | | 541110-P | 12/96 | 240.1 | 242.9 | 243.6 | 3.3 | 0.3 |
| Labor and employment legal services..... | | 541110-A | 12/14 | 112.5 | 113.0 | 114.2 | 3.7 | 1.1 |
| Criminal legal services..... | | 541110-B | 12/14 | 100.3 | 100.3 | 100.3 | 0.3 | 0.0 |
| Other legal services..... | | 541110-C | 12/14 | 111.4 | 111.4 | 111.4 | 1.1 | 0.0 |
| Real estate legal services..... | | 541110-2 | 12/96 | 226.4 | 227.5 | 228.1 | 4.3 | 0.3 |
| Civil negligence legal services..... | | 541110-3 | 12/96 | 182.9 | 183.5 | 183.8 | 3.1 | 0.2 |
| Defendant representation..... | | 541110-301 | 12/96 | 240.4 | 240.4 | 241.3 | 3.4 | 0.4 |

See footnotes at end of table.

Table 11. Producer price indexes for the net output of selected industries and their products, not seasonally adjusted — Continued

| Industry and product ¹ | Industry code | Product code | Index base | Index | | | Percent change to July 2021 from: | |
|---|---------------|--------------|------------|------------------------|------------------------|------------------------|-----------------------------------|-----------|
| | | | | Mar. 2021 ² | June 2021 ² | July 2021 ² | July 2020 | June 2021 |
| Offices of lawyers - Continued | | | | | | | | |
| Plaintiff representation..... | | 541110-302 | 12/96 | 120.4 | 121.4 | 121.2 | 2.8 | -0.2 |
| Wills, estate planning, and probate..... | | 541110-6 | 12/96 | 227.0 | 227.0 | 227.0 | 4.0 | 0.0 |
| Business and commercial legal services..... | | 541110-9 | 12/14 | 135.5 | 138.4 | 138.9 | 3.9 | 0.4 |
| Tax legal services..... | | 541110-901 | 12/14 | 140.3 | 140.6 | 140.6 | 4.8 | 0.0 |
| Intellectual property legal services..... | | 541110-902 | 12/14 | 130.6 | 132.7 | 134.2 | 5.8 | 1.1 |
| Bankruptcy and other business and commercial legal services..... | | 541110-903 | 12/14 | 136.1 | 139.2 | 139.7 | 3.6 | 0.4 |
| Offices of certified public accountants..... | 541211 | | 12/03 | 128.4 | 126.9 | 123.5 | 1.3 | -2.7 |
| Primary services..... | | 541211-P | 12/03 | 130.8 | 128.9 | 125.3 | 1.4 | -2.8 |
| Other accounting services..... | | 541211-A | 12/08 | 101.7 | 103.0 | 102.6 | 7.7 | -0.4 |
| Financial auditing..... | | 541211-4 | 06/95 | 153.5 | 156.6 | 156.8 | 3.4 | 0.1 |
| Tax preparation and planning..... | | 541211-5 | 06/95 | 182.6 | 172.3 | 160.2 | -3.3 | -7.0 |
| Bookkeeping and compilation..... | | 541211-9 | 12/08 | 127.8 | 128.0 | 129.3 | 3.9 | 1.0 |
| Other accounting services..... | 541219 | | 12/03 | 141.4 | 144.0 | 144.0 | 10.3 | 0.0 |
| Primary services..... | | 541219-P | 12/03 | 141.5 | 144.1 | 144.1 | 10.3 | 0.0 |
| Other accounting services (non-CPA firms)..... | | 541219-1 | 12/03 | 141.5 | 144.1 | 144.1 | 10.3 | 0.0 |
| Architectural, engineering and related services..... | 5413 | | 12/96 | 174.4 | 174.7 | 175.1 | 3.1 | 0.2 |
| Architectural services..... | 54131 | | 12/03 | 120.2 | 120.4 | 120.9 | 1.3 | 0.4 |
| Architectural services..... | 541310 | | 12/96 | 145.2 | 145.4 | 146.0 | 1.4 | 0.4 |
| Primary services..... | | 541310-P | 12/96 | 147.5 | 148.1 | 148.6 | 1.1 | 0.3 |
| Residential building projects..... | | 541310-1 | 12/96 | 165.4 | 165.5 | 166.6 | 2.3 | 0.7 |
| Nonresidential building projects..... | | 541310-7 | 12/10 | 107.9 | 108.4 | 108.7 | 0.7 | 0.3 |
| Commercial and industrial building projects..... | | 541310-71 | 09/19 | 99.7 | 99.7 | 100.4 | 0.3 | 0.7 |
| Institutional building projects..... | | 541310-72 | 09/19 | 101.7 | 102.6 | 102.5 | 1.0 | -0.1 |
| Other architectural services, incl. historic restoration & architectural consulting services..... | | 541310-8 | 12/10 | 122.6 | 122.7 | 124.3 | 8.4 | 1.3 |
| Engineering services..... | 54133 | | 12/03 | 142.8 | 143.1 | 143.3 | 3.3 | 0.1 |
| Engineering services..... | 541330 | | 12/96 | 180.3 | 180.6 | 181.0 | 3.4 | 0.2 |
| Primary services..... | | 541330-P | 12/96 | 180.8 | 181.1 | 181.4 | 3.6 | 0.2 |
| Building related engineering projects..... | | 541330-1 | 12/96 | 169.6 | 169.7 | 170.0 | 1.9 | 0.2 |
| Residential building engineering projects..... | | 541330-101 | 12/09 | 106.6 | 106.6 | 107.1 | 0.5 | 0.5 |
| Commercial, public, and institutional building engineering projects..... | | 541330-102 | 12/09 | 123.2 | 123.3 | 124.0 | 1.5 | 0.6 |
| Industrial and manufacturing plant and process engineering projects..... | | 541330-103 | 12/09 | 120.9 | 120.9 | 120.9 | 2.3 | 0.0 |
| Non-building related engineering projects..... | | 541330-2 | 12/96 | 186.0 | 186.6 | 186.7 | 4.8 | 0.1 |
| Transportation engineering projects..... | | 541330-201 | 12/09 | 125.5 | 125.5 | 126.0 | 4.1 | 0.4 |
| Highway and roadway engineering projects..... | | 541330-20101 | 12/09 | 121.8 | 121.4 | 122.4 | 3.0 | 0.8 |
| Other transportation engineering projects, including mass transit engineering projects..... | | 541330-20102 | 12/09 | 130.8 | 131.4 | 131.1 | 5.5 | -0.2 |
| Municipal utility and power generation and distribution engineering projects..... | | 541330-202 | 12/09 | 129.5 | 130.4 | 130.4 | 2.2 | 0.0 |
| All other non-building related engineering projects..... | | 541330-203 | 12/09 | 127.7 | 127.9 | 127.9 | 7.7 | 0.0 |
| Other receipts..... | | 541330-SM | 12/96 | 175.2 | 175.0 | 176.3 | - | 0.7 |
| Management and technical consulting services..... | 5416 | | 06/06 | 126.0 | 125.8 | 126.7 | 18.4 | 0.7 |
| Management consulting services..... | 54161 | | 06/06 | 126.0 | 125.8 | 126.7 | 18.4 | 0.7 |
| Management consulting services..... | 541610 | | 06/06 | 126.0 | 125.8 | 126.7 | 18.4 | 0.7 |
| Primary services..... | | 541610-P | 06/06 | 126.2 | 125.9 | 126.8 | 18.4 | 0.7 |
| Administrative and general management consulting services..... | | 541610-1 | 06/06 | 146.2 | 146.0 | 146.7 | 22.9 | 0.5 |
| Marketing consulting services..... | | 541610-3 | 06/06 | 62.9 | 67.3 | 67.3 | -3.3 | 0.0 |
| Process, physical distribution and logistics consulting services..... | | 541610-4 | 06/06 | 102.7 | 103.6 | 107.7 | 5.9 | 4.0 |
| Human resources consulting services..... | | 541610-5 | 06/06 | 107.9 | 104.9 | 104.2 | 1.0 | -0.7 |
| Other management consulting services..... | | 541610-8 | 06/06 | 92.1 | 92.1 | 92.8 | 3.3 | 0.8 |
| Advertising agencies..... | 54181 | | 12/03 | 113.9 | 114.1 | 114.1 | 0.5 | 0.0 |
| Advertising agencies..... | 541810 | | 06/95 | 138.1 | 138.3 | 138.3 | 0.5 | 0.0 |
| Primary services..... | | 541810-P | 06/95 | 139.9 | 140.0 | 140.1 | 0.6 | 0.1 |
| Advertising creative services billed separately..... | | 541810-1 | 06/95 | 140.3 | 140.1 | 140.1 | 0.5 | 0.0 |
| Advertising placement services, including bundled placement and creative services..... | | 541810-2 | 06/95 | 144.8 | 145.1 | 145.2 | 0.7 | 0.1 |
| Other advertising services billed separately..... | | 541810-3 | 12/08 | 99.8 | 99.8 | 99.8 | 0.0 | 0.0 |
| Other receipts..... | | 541810-SM | 06/95 | 127.0 | 127.0 | 127.0 | 0.0 | 0.0 |
| Employment services..... | 5613 | | 12/96 | 147.1 | 150.6 | 150.4 | 3.1 | -0.1 |
| Employee leasing services..... | 56133 | | 12/03 | 125.8 | 127.1 | 127.0 | 2.3 | -0.1 |
| Professional employer organizations..... | 561330 | | 12/03 | 125.8 | 127.1 | 127.0 | 2.3 | -0.1 |
| Primary services..... | | 561330-P | 06/94 | 162.7 | 164.4 | 164.2 | 2.3 | -0.1 |
| Co-employment staffing..... | | 561330-1 | 06/94 | 162.7 | 164.4 | 164.2 | 2.3 | -0.1 |
| Staffing services (except PEOs)..... | 56138 | | 12/10 | 121.4 | 125.4 | 125.3 | 3.7 | -0.1 |

See footnotes at end of table.

Table 11. Producer price indexes for the net output of selected industries and their products, not seasonally adjusted — Continued

| Industry and product ¹ | Industry code | Product code | Index base | Index | | | Percent change to July 2021 from: | |
|---|---------------|--------------|------------|------------------------|------------------------|------------------------|-----------------------------------|-----------|
| | | | | Mar. 2021 ² | June 2021 ² | July 2021 ² | July 2020 | June 2021 |
| Staffing services (except PEOs)..... | 561380 | | 12/10 | 121.4 | 125.4 | 125.3 | 3.7 | -0.1 |
| Primary services..... | | 561380-P | 12/10 | 121.9 | 125.9 | 125.9 | 3.8 | 0.0 |
| Temporary help services..... | | 561380-1 | 06/94 | 159.2 | 164.9 | 164.8 | 4.1 | -0.1 |
| Temporary help services, office and clerical..... | | 561380-101 | 06/94 | 167.4 | 168.2 | 167.3 | -1.3 | -0.5 |
| Temporary help services, light and heavy industrial..... | | 561380-102 | 06/94 | 170.3 | 172.5 | 175.4 | 4.6 | 1.7 |
| Temporary help services, technical and professional..... | | 561380-103 | 06/94 | 87.1 | 91.8 | 91.7 | 4.0 | -0.1 |
| Temporary help services, medical..... | | 561380-104 | 06/94 | 171.7 | 181.7 | 177.8 | 13.4 | -2.1 |
| Temporary help services, other..... | | 561380-105 | 06/94 | 170.9 | 181.6 | 179.7 | 3.5 | -1.0 |
| Employment placement services..... | | 561380-2 | 12/03 | 128.1 | 129.7 | 130.3 | 1.6 | 0.5 |
| Executive search services..... | | 561380-3 | 12/06 | 100.1 | 101.3 | 100.7 | 1.0 | -0.6 |
| Travel agencies..... | 56151 | | 12/03 | 95.9 | 98.9 | 100.1 | 4.4 | 1.2 |
| Travel agencies..... | 561510 | | 12/89 | 107.4 | 110.8 | 112.1 | 4.3 | 1.2 |
| Primary services..... | | 561510-P | 12/89 | 105.7 | 109.5 | 110.7 | 4.6 | 1.1 |
| Flight bookings..... | | 561510-1 | 12/89 | 85.8 | 87.5 | 86.9 | -8.6 | -0.7 |
| Domestic flight bookings..... | | 561510-111 | 12/89 | 76.7 | 77.2 | 76.6 | -17.9 | -0.8 |
| International flight bookings..... | | 561510-112 | 12/89 | 68.3 | 70.3 | 69.9 | -0.9 | -0.6 |
| Other travel agency services, except flight bookings..... | | 561510-2 | 12/89 | 152.7 | 159.1 | 162.1 | 11.1 | 1.9 |
| Hotel and car rental bookings..... | | 561510-211 | 12/89 | 142.2 | 149.3 | 145.5 | -1.0 | -2.5 |
| Hotel bookings..... | | 561510-2111 | 12/11 | 91.5 | 92.4 | 88.2 | -3.5 | -4.5 |
| Car rental bookings..... | | 561510-2112 | 12/11 | 88.7 | 111.3 | 117.4 | 9.5 | 5.5 |
| Cruise and tour bookings..... | | 561510-222 | 06/02 | 85.1 | 97.9 | 108.1 | 67.6 | 10.4 |
| Cruise bookings..... | | 561510-2221 | 12/11 | 91.3 | 99.4 | 130.0 | 87.9 | 30.8 |
| Packaged tour bookings..... | | 561510-2222 | 12/11 | 76.5 | 90.9 | 89.8 | 54.8 | -1.2 |
| All other travel agency services..... | | 561510-233 | 06/02 | 126.6 | 126.6 | 126.6 | 0.0 | 0.0 |
| Security guards and patrol services..... | 561612 | | 12/04 | 134.2 | 136.0 | 136.4 | 3.5 | 0.3 |
| Primary services..... | | 561612-P | 12/04 | 134.0 | 135.8 | 136.3 | 3.6 | 0.4 |
| Security guard services..... | | 561612-1 | 12/04 | 134.0 | 135.8 | 136.3 | 3.6 | 0.4 |
| Janitorial services..... | 56172 | | 12/03 | 123.3 | 123.6 | 125.5 | 2.0 | 1.5 |
| Janitorial services..... | 561720 | | 12/94 | 145.9 | 146.2 | 148.4 | 2.0 | 1.5 |
| Primary services..... | | 561720-P | 12/94 | 146.1 | 146.4 | 148.8 | 2.1 | 1.6 |
| Janitorial cleaning services..... | | 561720-5 | 12/94 | 146.1 | 146.4 | 148.8 | 2.1 | 1.6 |
| Nonresidential cleaning services..... | | 561720-51 | 06/03 | 120.9 | 121.2 | 122.7 | 1.6 | 1.2 |
| Residential cleaning services..... | | 561720-52 | 06/03 | 153.5 | 153.5 | 161.4 | 7.5 | 5.1 |
| Waste collection..... | 5621 | | 12/03 | 155.3 | 153.7 | 153.7 | 3.5 | 0.0 |
| Waste collection..... | 56211 | | 12/03 | 155.3 | 153.7 | 153.7 | 3.5 | 0.0 |
| Solid waste collection..... | 562111 | | 12/03 | 155.3 | 153.7 | 153.7 | 3.5 | 0.0 |
| Primary services..... | | 562111-P | 06/93 | 213.4 | 211.0 | 210.6 | 3.9 | -0.2 |
| Solid waste collection services..... | | 562111-2 | 06/93 | 213.4 | 211.0 | 210.6 | 3.9 | -0.2 |
| Offices of physicians..... | 6211 | | 12/96 | 142.1 | 142.2 | 142.3 | 3.4 | 0.1 |
| Offices of physicians..... | 62111 | | 12/96 | 142.1 | 142.2 | 142.3 | 3.4 | 0.1 |
| Offices of physicians, except mental health..... | 621111 | | 12/93 | 153.1 | 153.2 | 153.4 | 3.5 | 0.1 |
| Primary services..... | | 621111-P | 12/93 | 153.7 | 153.8 | 154.0 | 3.6 | 0.1 |
| One and two physician practices and single specialty group practices..... | | 621111-4 | 12/93 | 148.7 | 148.8 | 148.8 | 2.8 | 0.0 |
| General/family practice..... | | 621111-411 | 12/93 | 160.7 | 160.2 | 160.2 | 2.0 | 0.0 |
| Internal medicine..... | | 621111-412 | 12/99 | 136.7 | 136.7 | 136.7 | 7.6 | 0.0 |
| General surgery and other surgical specialties..... | | 621111-413 | 12/99 | 116.6 | 116.6 | 116.6 | -0.1 | 0.0 |
| Pediatrics..... | | 621111-414 | 12/93 | 234.2 | 239.2 | 239.2 | 0.3 | 0.0 |
| Obstetrics/gynecology..... | | 621111-415 | 12/93 | 142.8 | 142.8 | 142.8 | 0.8 | 0.0 |
| Other specialty..... | | 621111-419 | 12/99 | 128.4 | 128.4 | 128.4 | 0.8 | 0.0 |
| Multispecialty group practice..... | | 621111-5 | 12/93 | 176.9 | 176.9 | 177.6 | 5.7 | 0.4 |
| Offices of dentists..... | 6212 | | 06/10 | 122.2 | 122.8 | 122.8 | 1.0 | 0.0 |
| Offices of dentists..... | 62121 | | 06/10 | 122.2 | 122.8 | 122.8 | 1.0 | 0.0 |
| Offices of dentists..... | 621210 | | 06/10 | 122.2 | 122.8 | 122.8 | 1.0 | 0.0 |
| Primary services..... | | 621210-P | 06/10 | 122.4 | 123.0 | 122.9 | 1.0 | -0.1 |
| Dental visits and consultations..... | | 621210-1 | 06/10 | 132.1 | 132.3 | 132.4 | 0.2 | 0.1 |
| Private insurance patients: dental visits and consultations..... | | 621210-11 | 06/14 | 123.7 | 123.9 | 124.1 | 0.6 | 0.2 |
| Medicare, Medicaid and all other patients: dental visits and consultations..... | | 621210-12 | 06/14 | 117.5 | 117.5 | 117.5 | -0.3 | 0.0 |
| Dental surgical intervention services..... | | 621210-2 | 06/10 | 113.9 | 113.9 | 114.1 | 1.2 | 0.2 |
| Private insurance patients: dental surgical intervention services..... | | 621210-21 | 06/14 | 111.6 | 111.6 | 112.0 | 0.1 | 0.4 |
| Medicare, Medicaid and all other patients: dental surgical intervention services..... | | 621210-22 | 06/14 | 107.6 | 107.6 | 107.6 | 2.7 | 0.0 |
| Dental non-surgical intervention services..... | | 621210-3 | 06/10 | 118.8 | 119.9 | 119.6 | 1.5 | -0.3 |
| Private insurance patients: dental non-surgical intervention services..... | | 621210-31 | 06/14 | 108.5 | 109.3 | 108.9 | 0.6 | -0.4 |
| Medicare, Medicaid and all other patients: dental non-surgical intervention services..... | | 621210-32 | 06/14 | 114.3 | 115.7 | 115.5 | 2.6 | -0.2 |

See footnotes at end of table.

Table 11. Producer price indexes for the net output of selected industries and their products, not seasonally adjusted — Continued

| Industry and product ¹ | Industry code | Product code | Index base | Index | | | Percent change to July 2021 from: | |
|--|---------------|--------------|------------|------------------------|------------------------|------------------------|-----------------------------------|-----------|
| | | | | Mar. 2021 ² | June 2021 ² | July 2021 ² | July 2020 | June 2021 |
| Medical and diagnostic laboratories..... | 6215 | | 12/03 | 103.6 | 104.0 | 103.8 | -0.2 | -0.2 |
| Medical and diagnostic laboratories..... | 62151 | | 12/03 | 103.6 | 104.0 | 103.8 | -0.2 | -0.2 |
| Medical laboratories..... | 621511 | | 12/03 | 101.2 | 101.4 | 101.5 | 0.1 | 0.1 |
| Primary services..... | | 621511-P | 06/94 | 120.4 | 120.6 | 120.7 | 0.1 | 0.1 |
| Medical laboratory services..... | | 621511-2 | 06/94 | 120.4 | 120.6 | 120.7 | 0.1 | 0.1 |
| Medicare patients..... | | 621511-23 | 06/14 | 78.9 | 78.9 | 78.9 | 0.1 | 0.0 |
| Medicaid patients..... | | 621511-24 | 06/14 | 96.1 | 96.6 | 96.1 | -0.7 | -0.5 |
| Private insurance patients..... | | 621511-25 | 06/14 | 98.8 | 99.0 | 99.2 | 0.4 | 0.2 |
| All other patients..... | | 621511-26 | 06/14 | 101.6 | 101.6 | 101.6 | -0.6 | 0.0 |
| Diagnostic imaging centers..... | 621512 | | 12/03 | 106.6 | 107.4 | 106.6 | -0.7 | -0.7 |
| Primary services..... | | 621512-P | 06/94 | 111.9 | 112.7 | 111.9 | -0.7 | -0.7 |
| Diagnostic imaging services..... | | 621512-4 | 06/94 | 111.9 | 112.7 | 111.9 | -0.7 | -0.7 |
| Medicare and Medicaid patients..... | | 621512-41 | 06/14 | 93.4 | 93.4 | 93.4 | -0.2 | 0.0 |
| Private insurance and all other patients..... | | 621512-42 | 06/14 | 102.7 | 103.6 | 102.7 | -0.9 | -0.9 |
| Home health care services..... | 6216 | | 12/96 | 150.5 | 150.4 | 150.7 | 1.5 | 0.2 |
| Home health care services..... | 62161 | | 12/96 | 150.5 | 150.4 | 150.7 | 1.5 | 0.2 |
| Home health care services..... | 621610 | | 12/96 | 150.5 | 150.4 | 150.7 | 1.5 | 0.2 |
| Primary services..... | | 621610-P | 12/96 | 144.9 | 144.8 | 145.1 | 1.5 | 0.2 |
| Medicare and Medicaid patients..... | | 621610-3 | 12/03 | 123.3 | 123.3 | 123.3 | 1.1 | 0.0 |
| Medicare patients..... | | 621610-31 | 12/96 | 137.5 | 137.5 | 137.5 | 1.9 | 0.0 |
| Medicaid patients..... | | 621610-32 | 12/03 | 129.6 | 129.6 | 129.6 | 0.2 | 0.0 |
| Private insurance and all other patients..... | | 621610-4 | 12/03 | 138.6 | 137.9 | 139.4 | 3.0 | 1.1 |
| Private insurance patients..... | | 621610-41 | 06/14 | 105.2 | 105.2 | 105.2 | 0.1 | 0.0 |
| All other patients..... | | 621610-42 | 06/14 | 134.3 | 133.4 | 135.5 | 4.5 | 1.6 |
| Other receipts..... | | 621610-SM | 12/96 | 278.1 | 278.5 | 279.2 | 3.0 | 0.3 |
| All other ambulatory health care services..... | 62199 | | 06/06 | 121.3 | 121.9 | 122.5 | 2.1 | 0.5 |
| Blood and organ banks..... | 621991 | | 06/06 | 121.2 | 121.9 | 122.5 | 2.1 | 0.5 |
| Primary services..... | | 621991-P | 06/06 | 120.0 | 120.7 | 121.2 | 2.1 | 0.4 |
| Human blood services..... | | 621991-1 | 06/06 | 109.0 | 109.8 | 110.5 | 3.1 | 0.6 |
| Human red blood and whole blood services..... | | 621991-12 | 06/06 | 109.1 | 109.3 | 110.0 | 1.7 | 0.6 |
| Human blood plasma services..... | | 621991-13 | 06/06 | 106.1 | 106.8 | 107.3 | 4.1 | 0.5 |
| Human blood platelet and other blood services..... | | 621991-14 | 06/06 | 115.2 | 121.4 | 121.9 | 9.2 | 0.4 |
| Human organ, bone, tissue, and other bank services..... | | 621991-2 | 06/06 | 166.3 | 166.1 | 166.4 | -0.4 | 0.2 |
| Other receipts..... | | 621991-SM | 06/06 | 132.4 | 132.3 | 133.2 | 1.6 | 0.7 |
| Hospitals..... | 622 | | 12/92 | 216.5 | 215.9 | 217.0 | 2.9 | 0.5 |
| General medical and surgical hospitals..... | 6221 | | 12/03 | 157.3 | 156.8 | 157.6 | 3.0 | 0.5 |
| General medical and surgical hospitals..... | 62211 | | 12/03 | 157.3 | 156.8 | 157.6 | 3.0 | 0.5 |
| General medical and surgical hospitals..... | 622110 | | 12/92 | 217.1 | 216.4 | 217.5 | 3.0 | 0.5 |
| Primary services..... | | 622110-P | 12/92 | 223.6 | 222.9 | 224.1 | 3.1 | 0.5 |
| Certain infectious and parasitic diseases..... | | 622110-201 | 06/08 | 123.7 | 123.7 | 123.7 | 1.3 | 0.0 |
| Neoplasms..... | | 622110-202 | 12/17 | 119.5 | 119.4 | 119.5 | 12.9 | 0.1 |
| Diseases of the blood & blood-forming organs & certain disorders involving the immune mechanism..... | | 622110-203 | 12/17 | 114.1 | 114.9 | 114.2 | 3.3 | -0.6 |
| Endocrine, nutritional and metabolic diseases..... | | 622110-204 | 12/17 | 103.8 | 96.4 | 99.4 | -2.8 | 3.1 |
| Mental and behavioural disorders..... | | 622110-205 | 12/17 | 118.4 | 118.4 | 118.4 | 4.3 | 0.0 |
| Diseases of the nervous system..... | | 622110-206 | 12/17 | 106.5 | 107.6 | 107.5 | -1.4 | -0.1 |
| Diseases of the circulatory system..... | | 622110-209 | 06/08 | 129.6 | 128.5 | 130.0 | 1.2 | 1.2 |
| Diseases of the respiratory system..... | | 622110-210 | 12/17 | 109.3 | 109.3 | 109.3 | 2.4 | 0.0 |
| Diseases of the digestive system..... | | 622110-211 | 06/08 | 137.7 | 139.8 | 140.4 | 4.0 | 0.4 |
| Diseases of the skin and subcutaneous tissue..... | | 622110-212 | 06/08 | 124.1 | 112.4 | 115.8 | -5.4 | 3.0 |
| Diseases of the musculoskeletal system and connective tissue..... | | 622110-213 | 06/08 | 141.3 | 138.7 | 141.0 | 0.5 | 1.7 |
| Diseases of the genitourinary system..... | | 622110-214 | 12/17 | 105.8 | 106.5 | 106.3 | 3.0 | -0.2 |
| Pregnancy, childbirth and the puerperium..... | | 622110-215 | 06/08 | 152.0 | 153.0 | 157.9 | 5.6 | 3.2 |
| Certain conditions originating in the perinatal period..... | | 622110-216 | 06/08 | 131.3 | 131.5 | 134.4 | 6.8 | 2.2 |
| Symptoms, signs and abnormal clinical and laboratory findings, not elsewhere classified..... | | 622110-218 | 12/17 | 110.5 | 110.1 | 110.2 | 2.3 | 0.1 |
| Injury, poisoning and certain other consequences of external causes..... | | 622110-219 | 12/17 | 109.2 | 109.1 | 110.2 | 1.8 | 1.0 |
| Factors influencing health status and contact with health services..... | | 622110-221 | 12/17 | 109.6 | 111.7 | 110.5 | 3.5 | -1.1 |
| Other diseases..... | | 622110-223 | 12/17 | 109.3 | 107.9 | 107.8 | -0.4 | -0.1 |
| Psychiatric and substance abuse hospitals..... | 6222 | | 12/03 | 157.4 | 157.8 | 158.6 | 1.7 | 0.5 |
| Psychiatric and substance abuse hospitals..... | 62221 | | 12/03 | 157.4 | 157.8 | 158.6 | 1.7 | 0.5 |
| Psychiatric and substance abuse hospitals..... | 622210 | | 12/92 | 185.5 | 185.9 | 186.9 | 1.7 | 0.5 |
| Primary services..... | | 622210-P | 12/92 | 185.5 | 185.9 | 186.8 | 1.7 | 0.5 |
| Psychiatric hospitals..... | | 622210-3 | 12/92 | 190.1 | 190.5 | 191.7 | 1.9 | 0.6 |

See footnotes at end of table.

Table 11. Producer price indexes for the net output of selected industries and their products, not seasonally adjusted — Continued

| Industry and product ¹ | Industry code | Product code | Index base | Index | | | Percent change to July 2021 from: | |
|---|---------------|--------------|------------|------------------------|------------------------|------------------------|-----------------------------------|-----------|
| | | | | Mar. 2021 ² | June 2021 ² | July 2021 ² | July 2020 | June 2021 |
| Psychiatric and substance abuse hospitals - Continued | | | | | | | | |
| Medicare patients: psychiatric hospitals..... | | 622210-31 | 06/14 | 119.4 | 119.4 | 120.2 | 3.0 | 0.7 |
| Medicaid patients: psychiatric hospitals..... | | 622210-32 | 06/14 | 150.0 | 150.0 | 150.0 | 0.8 | 0.0 |
| Private insurance and all other patients: psychiatric hospitals..... | | 622210-33 | 06/14 | 115.9 | 116.3 | 117.2 | 2.1 | 0.8 |
| Other specialty hospitals..... | 6223 | | 12/03 | 163.3 | 162.9 | 163.1 | 0.5 | 0.1 |
| Other specialty hospitals..... | 62231 | | 12/03 | 163.3 | 162.9 | 163.1 | 0.5 | 0.1 |
| Other specialty hospitals..... | 622310 | | 12/92 | 244.9 | 244.2 | 244.4 | 0.5 | 0.1 |
| Primary services..... | | 622310-P | 12/92 | 281.5 | 280.5 | 280.8 | 0.4 | 0.1 |
| Specialty, except psychiatric and substance abuse, hospitals..... | | 622310-6 | 12/92 | 281.5 | 280.5 | 280.8 | 0.4 | 0.1 |
| Medicare patients..... | | 622310-61 | 06/14 | 108.3 | 108.8 | 110.1 | 2.5 | 1.2 |
| Medicaid patients..... | | 622310-62 | 06/14 | 104.9 | 101.2 | 102.8 | 4.2 | 1.6 |
| Private insurance and all other patients..... | | 622310-63 | 06/14 | 111.3 | 110.9 | 110.2 | -1.2 | -0.6 |
| Nursing care facilities..... | 6231 | | 12/03 | 162.1 | 163.4 | 163.7 | 2.2 | 0.2 |
| Nursing care facilities..... | 62311 | | 12/03 | 162.1 | 163.4 | 163.7 | 2.2 | 0.2 |
| Nursing care facilities..... | 623110 | | 12/94 | 246.0 | 248.0 | 248.4 | 2.3 | 0.2 |
| Primary services..... | | 623110-P | 12/94 | 246.6 | 248.6 | 249.1 | 2.3 | 0.2 |
| Medicare and Medicaid patients..... | | 623110-1 | 12/94 | 234.3 | 236.7 | 236.7 | 3.7 | 0.0 |
| Medicaid patients..... | | 623110-101 | 06/12 | 128.2 | 130.4 | 130.4 | 4.6 | 0.0 |
| Medicare patients..... | | 623110-102 | 06/12 | 117.1 | 117.1 | 117.1 | 2.4 | 0.0 |
| Private insurance and all other patients..... | | 623110-3 | 12/94 | 266.8 | 268.2 | 269.4 | 0.8 | 0.4 |
| Private insurance patients..... | | 623110-301 | 06/14 | 107.4 | 107.4 | 107.4 | 2.5 | 0.0 |
| All other patients..... | | 623110-302 | 06/14 | 123.2 | 124.0 | 124.7 | 0.5 | 0.6 |
| Residential developmental disability homes..... | 62321 | | 12/03 | 191.2 | 191.5 | 194.4 | 3.2 | 1.5 |
| Residential developmental disability homes..... | 623210 | | 12/03 | 191.2 | 191.5 | 194.4 | 3.2 | 1.5 |
| Primary services..... | | 623210-P | 12/03 | 192.9 | 193.3 | 196.3 | 3.3 | 1.6 |
| Residential intellectual and developmental disability services..... | | 623210-1 | 12/03 | 192.9 | 193.3 | 196.3 | 3.3 | 1.6 |
| Medicaid patients..... | | 623210-11 | 06/14 | 126.4 | 126.7 | 128.7 | 2.0 | 1.6 |
| Non-Medicaid patients..... | | 623210-12 | 06/14 | 124.9 | 124.9 | 126.7 | 9.3 | 1.4 |
| Amusement and theme parks..... | 7131 | | 06/06 | 190.5 | 188.6 | 188.5 | -2.0 | -0.1 |
| Amusement and theme parks..... | 71311 | | 06/06 | 190.2 | 188.3 | 188.2 | -2.0 | -0.1 |
| Amusement and theme parks..... | 713110 | | 06/06 | 190.2 | 188.3 | 188.2 | -2.0 | -0.1 |
| Primary services..... | | 713110-P | 06/06 | 188.8 | 185.5 | 185.3 | -2.6 | -0.1 |
| Amusement and theme park admissions..... | | 713110-1 | 06/06 | 207.6 | 200.6 | 196.8 | -5.8 | -1.9 |
| Amusement and theme park food and beverage sales..... | | 713110-2 | 06/06 | 177.2 | 181.4 | 188.9 | 5.4 | 4.1 |
| Amusement and theme park merchandise sales, games, and other services..... | | 713110-3 | 06/06 | 137.8 | 138.1 | 140.4 | 1.0 | 1.7 |
| Other receipts..... | | 713110-SM | 06/06 | 205.2 | 218.6 | 220.2 | 4.1 | 0.7 |
| Golf courses and country clubs..... | 71391 | | 12/05 | 137.5 | 133.9 | 134.5 | 2.1 | 0.4 |
| Golf courses and country clubs..... | 713910 | | 12/05 | 137.5 | 133.9 | 134.5 | 2.1 | 0.4 |
| Primary services..... | | 713910-P | 12/05 | 137.7 | 133.6 | 134.3 | 2.4 | 0.5 |
| Membership dues and fees..... | | 713910-1 | 12/05 | 144.6 | 144.8 | 145.1 | 1.8 | 0.2 |
| Greens and guest fees..... | | 713910-2 | 12/05 | 129.8 | 116.8 | 118.4 | 5.6 | 1.4 |
| Food and beverage sales..... | | 713910-3 | 12/05 | 137.7 | 137.9 | 137.9 | 3.0 | 0.0 |
| Equipment rentals and all other golf services..... | | 713910-4 | 12/05 | 129.3 | 117.8 | 119.4 | -6.9 | 1.4 |
| Fitness and recreational sports centers..... | 71394 | | 12/04 | 108.2 | 109.5 | 109.5 | 3.5 | 0.0 |
| Fitness and recreational sports centers..... | 713940 | | 12/04 | 108.2 | 109.5 | 109.5 | 3.5 | 0.0 |
| Primary services..... | | 713940-P | 12/04 | 106.0 | 107.4 | 107.4 | 4.0 | 0.0 |
| Fitness and recreational facility memberships..... | | 713940-1 | 12/04 | 96.5 | 97.7 | 97.7 | 4.6 | 0.0 |
| Recreational facility admissions, classes, and other fitness center services..... | | 713940-2 | 12/04 | 138.3 | 140.0 | 140.0 | 1.8 | 0.0 |
| Other receipts..... | | 713940-SM | 12/04 | 117.6 | 118.6 | 118.8 | 2.1 | 0.2 |
| Accommodation..... | 721 | | 12/96 | 157.9 | 161.0 | 173.0 | 12.3 | 7.5 |
| Accommodation..... | 7211 | | 12/96 | 157.9 | 161.0 | 173.0 | 12.3 | 7.5 |
| Hotels (exc casino hotels) and motels..... | 72111 | | 12/03 | 134.8 | 139.0 | 148.3 | 14.0 | 6.7 |
| Hotels and motels, except casino hotels..... | 721110 | | 12/03 | 134.8 | 139.0 | 148.3 | 14.0 | 6.7 |
| Primary services..... | | 721110-P | 12/03 | 136.5 | 140.7 | 150.2 | 14.0 | 6.8 |
| Guestroom rental..... | | 721110-1 | 12/03 | 135.2 | 139.9 | 152.0 | 17.8 | 8.6 |
| Limited service hotels and motels guestroom rental..... | | 721110-101 | 06/93 | 160.2 | 183.8 | 201.7 | 22.6 | 9.7 |
| Full service hotels and motels guestroom rental..... | | 721110-102 | 06/93 | 167.4 | 196.0 | 222.4 | 13.2 | 13.5 |
| Luxury and resort hotels guestroom rental..... | | 721110-103 | 06/93 | 233.6 | 219.1 | 230.0 | 20.8 | 5.0 |
| Hotel and motel food and beverage and related services..... | | 721110-2 | 12/03 | 135.5 | 139.4 | 140.7 | 3.8 | 0.9 |
| Hotel and motel food and nonalcoholic beverage and related services..... | | 721110-201 | 12/03 | 132.3 | 136.1 | 137.2 | 3.5 | 0.8 |
| Hotel and motel alcoholic beverage and related services..... | | 721110-202 | 12/03 | 151.9 | 156.9 | 158.9 | 5.4 | 1.3 |
| Other hotel and motel services..... | | 721110-5 | 12/10 | 137.8 | 136.4 | 138.5 | 1.4 | 1.5 |

See footnotes at end of table.

Table 11. Producer price indexes for the net output of selected industries and their products, not seasonally adjusted — Continued

| Industry and product ¹ | Industry code | Product code | Index base | Index | | | Percent change to July 2021 from: | |
|---|---------------|--------------|------------|------------------------|------------------------|------------------------|-----------------------------------|-----------|
| | | | | Mar. 2021 ² | June 2021 ² | July 2021 ² | July 2020 | June 2021 |
| Hotels and motels, except casino hotels - Continued | | | | | | | | |
| Other receipts..... | | 721110-SM1 | 12/10 | 160.4 | 174.6 | 176.5 | 9.0 | 1.1 |
| Casino hotels..... | 72112 | | 12/03 | 118.5 | 117.6 | 128.7 | 8.2 | 9.4 |
| Casino hotels..... | 721120 | | 12/03 | 118.4 | 117.6 | 128.7 | 8.2 | 9.4 |
| Primary services..... | | 721120-P | 12/03 | 119.8 | 118.8 | 130.1 | 8.1 | 9.5 |
| Casino hotel guestroom rental..... | | 721120-1 | 06/01 | 113.4 | 117.7 | 161.3 | 52.5 | 37.0 |
| Casino hotel food and beverage and related services..... | | 721120-2 | 12/03 | 176.2 | 178.8 | 179.2 | 3.4 | 0.2 |
| Casino hotel food and nonalcoholic beverage and related services..... | | 721120-201 | 12/03 | 160.5 | 164.3 | 163.8 | 4.3 | -0.3 |
| Casino hotel alcoholic beverage and related services..... | | 721120-202 | 12/03 | 221.4 | 221.4 | 223.9 | 1.8 | 1.1 |
| Casino gaming receipts..... | | 721120-5 | 06/01 | 110.2 | 107.3 | 114.2 | — | 6.4 |
| Other casino hotel services..... | | 721120-6 | 06/11 | 98.3 | 99.5 | 99.5 | 23.4 | 0.0 |
| Other receipts..... | | 721120-SM1 | 06/11 | 124.4 | 131.3 | 131.3 | 6.8 | 0.0 |
| Commercial machinery repair and maintenance..... | 8113 | | 06/06 | 145.0 | 147.2 | 147.2 | 4.1 | 0.0 |
| Commercial machinery repair and maintenance..... | 81131 | | 06/06 | 145.0 | 147.2 | 147.2 | 4.1 | 0.0 |
| Commercial machinery repair and maintenance..... | 811310 | | 06/06 | 145.0 | 147.2 | 147.2 | 4.1 | 0.0 |
| Primary services..... | | 811310-P | 06/06 | 140.1 | 141.3 | 141.2 | 2.5 | -0.1 |
| Maintenance and repair services for agricultural, construction, and mining machinery..... | | 811310-5 | 12/13 | 123.6 | 126.2 | 125.9 | 4.1 | -0.2 |
| Maintenance and repair services for commercial and service industry machinery..... | | 811310-6 | 12/13 | 121.2 | 123.0 | 123.0 | 2.8 | 0.0 |
| Maintenance and repair services for industrial machinery..... | | 811310-7 | 12/13 | 105.1 | 105.1 | 105.1 | 0.8 | 0.0 |
| Maintenance and repair services for general purpose machinery..... | | 811310-8 | 12/13 | 120.2 | 120.2 | 120.2 | 4.2 | 0.0 |
| Other receipts..... | | 811310-SM | 06/06 | 154.0 | 158.9 | 159.1 | 8.5 | 0.1 |
| Special indexes | | | | | | | | |
| New nonresidential building construction by contractor type/region..... | 236400 | | 02/14 | 120.3 | 123.1 | 125.1 | 4.6 | 1.6 |
| General contractors..... | | 236400-1 | 02/14 | 119.1 | 121.7 | 123.7 | 4.7 | 1.6 |
| General contractors, Northeast..... | | 236400-11 | 02/14 | 117.6 | 118.6 | 120.7 | 3.4 | 1.8 |
| General contractors, South..... | | 236400-12 | 02/14 | 120.7 | 121.4 | 123.7 | 3.9 | 1.9 |
| General contractors, Midwest..... | | 236400-13 | 02/14 | 114.0 | 116.1 | 117.7 | 3.4 | 1.4 |
| General contractors, West..... | | 236400-14 | 02/14 | 121.8 | 129.3 | 131.1 | 8.4 | 1.4 |
| Plumbing, heating, and air conditioning contractors..... | | 236400-221 | 02/14 | 116.2 | 118.4 | 118.8 | 3.0 | 0.3 |
| Plumbing, heating, and air conditioning contractors, Northeast..... | | 236400-2211 | 02/14 | 122.0 | 123.7 | 123.9 | 6.9 | 0.2 |
| Plumbing, heating, and air conditioning contractors, South..... | | 236400-2212 | 02/14 | 115.6 | 116.2 | 116.7 | 0.2 | 0.4 |
| Plumbing, heating, and air conditioning contractors, Midwest..... | | 236400-2213 | 02/14 | 113.6 | 113.6 | 113.8 | 2.5 | 0.2 |
| Plumbing, heating, and air conditioning contractors, West..... | | 236400-2214 | 02/14 | 114.0 | 121.7 | 122.3 | 4.5 | 0.5 |
| Electrical contractors..... | | 236400-222 | 02/14 | 130.2 | 132.8 | 133.4 | 2.5 | 0.5 |
| Electrical contractors, Northeast..... | | 236400-2221 | 02/14 | 129.9 | 133.5 | 134.6 | 4.3 | 0.8 |
| Electrical contractors, South..... | | 236400-2222 | 02/14 | 127.0 | 129.1 | 129.3 | 1.7 | 0.2 |
| Electrical contractors, Midwest..... | | 236400-2223 | 02/14 | 129.0 | 131.2 | 132.6 | 3.3 | 1.1 |
| Electrical contractors, West..... | | 236400-2224 | 02/14 | 135.9 | 138.8 | 138.8 | 1.2 | 0.0 |
| Roofing contractors..... | | 236400-223 | 02/14 | 116.9 | 118.5 | 120.1 | 3.9 | 1.4 |
| Roofing contractors, Northeast..... | | 236400-2231 | 02/14 | 110.2 | 111.5 | 113.1 | 5.1 | 1.4 |
| Roofing contractors, South..... | | 236400-2232 | 02/14 | 120.0 | 120.1 | 121.1 | 2.0 | 0.8 |
| Roofing contractors, Midwest..... | | 236400-2233 | 02/14 | 114.7 | 117.6 | 120.3 | 6.3 | 2.3 |
| Roofing contractors, West..... | | 236400-2234 | 02/14 | 119.0 | 121.9 | 123.1 | 3.5 | 1.0 |
| Poured concrete foundation and structure contractors..... | | 236400-224 | 02/14 | 130.0 | 133.3 | 134.7 | 5.2 | 1.1 |
| Poured concrete foundation and structure contractors, Northeast..... | | 236400-2241 | 02/14 | 131.5 | 132.2 | 133.8 | 3.2 | 1.2 |
| Poured concrete foundation and structure contractors, South..... | | 236400-2242 | 02/14 | 136.1 | 141.5 | 142.5 | 5.9 | 0.7 |
| Poured concrete foundation and structure contractors, Midwest..... | | 236400-2243 | 02/14 | 125.7 | 127.5 | 128.0 | 5.0 | 0.4 |
| Poured concrete foundation and structure contractors, West..... | | 236400-2244 | 02/14 | 124.9 | 128.4 | 130.9 | 5.1 | 1.9 |
| New nonresidential building construction by region..... | 236500 | | 02/14 | 120.3 | 123.1 | 125.0 | 4.5 | 1.5 |
| New nonresidential building construction, Northeast..... | | 236500-1 | 02/14 | 122.4 | 125.4 | 128.9 | 7.0 | 2.8 |
| New nonresidential building construction, South..... | | 236500-2 | 02/14 | 120.5 | 121.9 | 123.2 | 2.8 | 1.1 |
| New nonresidential building construction, Midwest..... | | 236500-3 | 02/14 | 116.2 | 118.8 | 120.5 | 4.5 | 1.4 |
| New nonresidential building construction, West..... | | 236500-4 | 02/14 | 121.8 | 126.9 | 128.7 | 5.5 | 1.4 |
| Nonresidential building maintenance & repair..... | 2381MR | | 04/09 | 121.3 | 127.0 | 126.6 | 4.9 | -0.3 |
| General medical and surgical hospitals by patient type..... | 62211A | | | | | | | |
| Medicare patients..... | | 62211A-2 | 12/92 | 186.1 | 186.1 | 186.1 | 1.7 | 0.0 |
| Medicaid patients..... | | 62211A-4 | 12/92 | 147.7 | 147.2 | 147.7 | 0.8 | 0.3 |
| Private insurance and all other patients..... | | 62211A-6 | 12/92 | 280.4 | 278.7 | 281.7 | 4.4 | 1.1 |
| Private insurance patients..... | | 62211A-61 | 06/14 | 121.4 | 120.4 | 121.8 | 4.7 | 1.2 |
| All other patients..... | | 62211A-62 | 06/14 | 126.1 | 126.7 | 127.6 | 2.8 | 0.7 |
| Premiums for property and casualty insurance ³ | 924126 | | 06/98 | 154.6 | 155.3 | 155.9 | -0.6 | 0.4 |
| Primary services..... | | 924126-P | 06/98 | 154.8 | 155.5 | 156.0 | -0.6 | 0.3 |
| Premiums for private passenger auto insurance..... | | 924126-1 | 06/98 | 178.4 | 180.2 | 181.5 | -1.9 | 0.7 |
| Premiums for homeowner's insurance..... | | 924126-2 | 06/98 | 215.2 | 215.7 | 215.8 | 1.1 | 0.0 |

See footnotes at end of table.

Table 11. Producer price indexes for the net output of selected industries and their products, not seasonally adjusted — Continued

| Industry and product ¹ | Industry code | Product code | Index base | Index | | | Percent change to July 2021 from: | |
|--|---------------|--------------|------------|------------------------|------------------------|------------------------|-----------------------------------|-----------|
| | | | | Mar. 2021 ² | June 2021 ² | July 2021 ² | July 2020 | June 2021 |
| Premiums for property and casualty insurance - Continued | | | | | | | | |
| Premiums for commercial auto insurance..... | | 924126-3 | 06/98 | 119.3 | 119.5 | 119.5 | 1.0 | 0.0 |
| Premiums for non-auto liability insurance..... | | 924126-4 | 06/98 | 121.8 | 121.9 | 121.9 | 0.3 | 0.0 |
| Premiums for medical malpractice insurance..... | | 924126-402 | 06/98 | 116.9 | 116.9 | 116.9 | 0.8 | 0.0 |
| Premiums for product and other non-auto liability insurance..... | | 924126-403 | 06/98 | 122.5 | 122.6 | 122.6 | 0.2 | 0.0 |
| Premiums for commercial multiple peril insurance..... | | 924126-5 | 06/98 | 132.0 | 132.2 | 132.2 | 2.9 | 0.0 |
| Premiums for worker's compensation insurance..... | | 924126-6 | 06/98 | 100.6 | 100.2 | 100.2 | -3.1 | 0.0 |
| Premiums for other property and casualty insurance..... | | 924126-7 | 12/03 | 117.8 | 117.6 | 117.8 | 0.3 | 0.2 |

¹ Industry and product class indexes may include products not shown separately.

² The indexes for March 2021 have been recalculated to incorporate late reports and corrections by respondents. All indexes are subject to revision 4 months after original publication.

³ The special index for 924126, in which prices reflect premiums only, contrasts with the index shown elsewhere in this table for NAICS 524126, where prices reflect premiums plus the amount of investment income earned on the invested portion of the premium.

"-" Data not available.

n.e.c. = Not elsewhere classified.

NOTE: NAICS replaced the SIC system beginning with the release of PPI data for January 2004. See <https://www.bls.gov/ppi/ppinaics.htm> for details.

NOTE: Titles of some industries and products are not shown in this table because they fail to meet our publication criteria.

Table 12. Producer price indexes for special commodity groupings, not seasonally adjusted
 [1982=100, unless otherwise indicated]

| Commodity grouping | Other index base | Index | | | Percent change to July 2021 from: | |
|---|------------------|------------------------|------------------------|------------------------|-----------------------------------|-----------|
| | | Mar. 2021 ¹ | June 2021 ¹ | July 2021 ¹ | July 2020 | June 2021 |
| All commodities except farm products..... | | 216.8 | 229.7 | 233.0 | 19.2 | 1.4 |
| Industrial commodities less fuels..... | | 221.5 | 233.6 | 236.4 | 14.9 | 1.2 |
| Construction materials..... | | 276.7 | 314.9 | 315.4 | 33.1 | 0.2 |
| Chemicals and allied products, including synthetic rubber and synthetic fibers and yarns..... | | 304.0 | 323.6 | 326.8 | 21.4 | 1.0 |
| Lumber and plywood..... | | 358.3 | 446.9 | 374.6 | 56.8 | -16.2 |
| Foods | | | | | | |
| All foods..... | | 216.1 | 233.3 | 227.1 | 8.1 | -2.7 |
| Apples..... | 06/08 | 115.0 | 112.9 | 112.9 | 19.7 | 0.0 |
| Berries..... | 06/08 | 124.3 | 136.7 | 109.0 | -24.9 | -20.3 |
| Processed foods..... | | 220.4 | 239.7 | 233.2 | 9.8 | -2.7 |
| Textiles | | | | | | |
| Selected textile mill products..... | | 172.2 | 177.2 | 179.2 | 6.9 | 1.1 |
| Hosiery..... | | 172.2 | 174.0 | 174.5 | 1.3 | 0.3 |
| Underwear and nightwear..... | | 153.4 | 153.9 | 153.9 | 0.7 | 0.0 |
| Metals | | | | | | |
| Steel mill products, including fabricated wire products..... | | 268.4 | 340.2 | 375.6 | 102.3 | 10.4 |
| Finished steel mill products, excluding fabricated wire products..... | | 265.0 | 344.3 | 383.1 | 116.9 | 11.3 |
| Finished steel mill products, including fabricated wire products..... | | 267.4 | 343.9 | 381.1 | 108.9 | 10.8 |
| Special metals and metal products..... | | 210.1 | 227.4 | 232.8 | 23.8 | 2.4 |
| Fabricated metal products..... | | 217.9 | 234.4 | 239.3 | 16.6 | 2.1 |
| Copper and copper products..... | | 498.5 | 560.8 | 539.0 | 40.5 | -3.9 |
| Machinery | | | | | | |
| Machinery and motive products..... | | 163.3 | 165.4 | 166.6 | 3.3 | 0.7 |
| Machinery and equipment, except electrical..... | | 171.8 | 174.9 | 176.7 | 4.4 | 1.0 |
| Agricultural machinery, including tractors..... | | 259.3 | 265.6 | 269.5 | 5.6 | 1.5 |
| Metalworking machinery..... | | 212.5 | 213.9 | 214.3 | 3.2 | 0.2 |
| Total tractors..... | | 238.1 | 239.8 | 242.0 | 2.4 | 0.9 |
| Agriculture machinery and equipment, less parts..... | | 255.7 | 261.9 | 265.8 | 5.6 | 1.5 |
| Agricultural machinery, excluding tractors..... | | 266.0 | 274.9 | 278.7 | 6.4 | 1.4 |
| Medical | | | | | | |
| Pharmaceutical preparations for human and veterinary use..... | | 827.0 | 825.4 | 825.4 | 1.0 | 0.0 |
| Pharmaceuticals for human use, prescription..... | 06/01 | 303.2 | 302.8 | 302.9 | 1.2 | 0.0 |
| Pharmaceuticals for human use, non-prescription..... | 06/01 | 135.8 | 136.5 | 136.1 | 0.7 | -0.3 |
| Health care services, Medicare patients..... | 06/14 | 112.8 | 112.8 | 112.8 | 3.5 | 0.0 |
| Health care services, Medicaid patients..... | 06/14 | 108.7 | 109.0 | 109.2 | 1.2 | 0.2 |
| Health care services, private insurance patients..... | 06/14 | 115.7 | 116.0 | 117.8 | 3.8 | 1.6 |
| Health care services, all other patients..... | 06/14 | 117.3 | 118.4 | 118.7 | 2.6 | 0.3 |

¹ The indexes for March 2021 have been recalculated to incorporate late reports and corrections by respondents. All indexes are subject to revision 4 months after original publication.

NOTE: See next page for content of indexes on this table.

Table 12 commodity groupings include the following items:

All commodities except farm products: 02 through 15

Industrial commodities less fuels: 03, 04, and 06 through 15

Construction materials: 062101, 0721, 081105, 081106, 081107, 081203, 081204, 082, 0831, 0835, 086, 092, 101502, 101703, 101704, 10250163, 104101, 105, 106, 1071, 107301, 1074051, 107411, 10830225, 1142, 1147, 11490205, 11710143, 11710144, 11710147, 11710216, 11710217, 123101, 1232, 131105, 1321, 1322, 133, 134, 1361, 1362, 137, 1392, 1394, and 139501

Chemicals and allied products, including synthetic rubber and synthetic fibers: 031, 06 less 064, and 071102

Lumber and plywood: 081 and 083

All foods: 011, 017, and 02 less 0261, 0262, and 029

Apples: 01110208, 01110209, 01110211, 01110215, 01110216, 01110220, 01110229, 01110230

Berries: 01110222, 01110224, 01110225, 01110226, 01110227

Processed foods: 02 less 0261, 0262, and 029

Selected textile mill products: 0327, 03370104, 034, 0381080832, 03820312, 038303214, 038303215, and 1231

Hosiery: 03810831

Underwear and nightwear: 03810641, 03810642, 03810645, 03810646, 038106541, 03810761, 0381080832, 0381080835

Steel mill products, including fabricated wire products: 1017 and 1088

Finished steel mill products, excluding fabricated wire products: 1017 less 101702

Finished steel mill products, including fabricated wire products: 1017 and 1088 less 101702

Special metals and metal products: 10, 111, and 141

Fabricated metal products: 103 through 108

Copper and copper products: 10210201, 10220131, 102301, 102403, 102502, 10260314, and 102807013

Machinery and motive products: 11 and 14

Machinery and equipment except electrical: 111, 112, 113, 114, 115, 116, 118, and 119

Agriculture machinery, including tractors: 1114 less 111409

Metalworking machinery: 113A, 1132, 113304, 1137, and 1138

Total tractors: 111403 and 112A less 112A03

Agricultural machinery and equipment, less parts (old commodity code 111): 111 less 111409

Agricultural machinery, excluding tractors (old commodity code 112): 1114 less 111403

Pharmaceutical preparations for human and veterinary use: 0634 and 0638

Pharmaceuticals for human use, prescription: prescription pharmaceutical price quotes from 0638

Pharmaceuticals for human use, non-prescription: non-prescription pharmaceutical price quotes from 0638

Health care services, Medicare patients: Medicare price quotes from 511 and 512

Health care services, Medicaid patients: Medicaid price quotes from 511 and 512

Health care services, private insurance patients: Private insurance price quotes from 511 and 512

Health care services, all other patients: Price quotes from 511 and 512, less Medicare, Medicaid, and private insurance

Note: Weights for the above components are those used for the comprehensive All commodities index.

Table 13. Producer price indexes for net inputs to industries, excluding capital investment, labor, and imports, not seasonally adjusted
 [December 2014=100, unless otherwise indicated]

| Grouping | Other index base | Unadjusted index | | | Unadjusted percent change to July 2021 from: | |
|---|------------------|------------------------|------------------------|------------------------|--|-----------|
| | | Mar. 2021 ¹ | June 2021 ¹ | July 2021 ¹ | July 2020 | June 2021 |
| Construction | | | | | | |
| Inputs to construction industries, excluding capital investment, labor, and imports..... | 06/86 | 125.3 | 137.5 | 138.7 | 25.6 | 0.9 |
| Inputs to construction industries, goods..... | | 256.8 | 278.7 | 280.5 | 23.1 | 0.6 |
| Inputs to construction industries, energy..... | | 112.0 | 119.6 | 126.1 | 65.3 | 5.4 |
| Inputs to construction industries, goods less foods and energy..... | | 122.3 | 132.9 | 133.1 | 19.5 | 0.2 |
| Inputs to construction industries, services..... | | 132.3 | 147.9 | 149.7 | 28.8 | 1.2 |
| Inputs to construction industries, trade services ² | | 141.5 | 166.9 | 169.8 | 42.9 | 1.7 |
| Inputs to construction industries, transportation and warehousing services..... | | 116.0 | 121.5 | 122.2 | 13.8 | 0.6 |
| Inputs to construction industries, services less trade, transportation, and warehousing..... | 116.4 | 116.8 | 116.9 | 4.1 | 0.1 | |
| New construction | | | | | | |
| Inputs to new construction, excluding capital investment, labor, and imports..... | 06/86 | 125.2 | 137.4 | 138.6 | 25.4 | 0.9 |
| Inputs to new construction, goods..... | | 256.3 | 278.8 | 280.9 | 23.6 | 0.8 |
| Inputs to new construction, energy..... | | 111.3 | 118.4 | 124.6 | 63.3 | 5.2 |
| Inputs to new construction, goods less foods and energy..... | | 122.5 | 133.6 | 134.0 | 20.2 | 0.3 |
| Inputs to new construction, services..... | | 131.9 | 146.5 | 148.3 | 27.7 | 1.2 |
| Inputs to new construction, trade services ² | | 141.3 | 166.4 | 169.4 | 42.7 | 1.8 |
| Inputs to new construction, transportation and warehousing services..... | | 116.0 | 121.5 | 122.2 | 13.8 | 0.6 |
| Inputs to new construction, services less trade, transportation, and warehousing..... | 116.6 | 117.1 | 117.2 | 4.2 | 0.1 | |
| Inputs to residential construction industries, excluding capital investment, labor, and imports..... | 06/86 | 127.3 | 141.4 | 142.6 | 27.8 | 0.8 |
| Inputs to residential construction industries, goods..... | | 253.6 | 273.9 | 275.6 | 22.3 | 0.6 |
| Inputs to residential construction industries, energy..... | | 106.1 | 113.3 | 119.1 | 66.3 | 5.1 |
| Inputs to residential construction industries, goods less foods and energy..... | | 122.5 | 132.5 | 132.8 | 19.1 | 0.2 |
| Inputs to residential construction industries, services..... | | 134.9 | 154.4 | 155.9 | 33.2 | 1.0 |
| Inputs to residential construction industries, trade services ² | | 143.0 | 170.7 | 172.8 | 44.8 | 1.2 |
| Inputs to residential construction industries, transportation and warehousing services..... | | 116.0 | 121.5 | 122.2 | 13.8 | 0.6 |
| Inputs to residential construction industries, services less trade, transportation, and warehousing..... | 117.9 | 118.5 | 118.9 | 4.7 | 0.3 | |
| Inputs to single family residential construction, excluding capital investment, labor, and imports..... | 06/86 | 127.4 | 142.1 | 143.0 | 28.1 | 0.6 |
| Inputs to single family residential construction, goods..... | | 120.3 | 130.4 | 130.9 | 22.8 | 0.4 |
| Inputs to single family residential construction, energy..... | | 109.2 | 116.6 | 122.4 | 59.2 | 5.0 |
| Inputs to single family residential construction, goods less foods and energy..... | | 123.9 | 134.4 | 134.4 | 20.4 | 0.0 |
| Inputs to single family residential construction, services..... | | 134.8 | 154.6 | 156.1 | 33.5 | 1.0 |
| Inputs to single family residential construction, trade services ² | | 142.4 | 168.9 | 170.9 | 43.9 | 1.2 |
| Inputs to single family residential construction, transportation and warehousing services..... | | 116.0 | 121.5 | 122.2 | 13.8 | 0.6 |
| Inputs to single family residential construction, services less trade, transportation, and warehousing..... | 119.8 | 120.3 | 120.5 | 4.8 | 0.2 | |
| Inputs to multifamily residential construction, excluding capital investment, labor, and imports..... | 06/86 | 129.3 | 144.9 | 146.0 | 28.7 | 0.8 |
| Inputs to multifamily residential construction, goods..... | | 121.5 | 131.5 | 132.4 | 20.8 | 0.7 |
| Inputs to multifamily residential construction, energy..... | | 110.2 | 117.5 | 123.4 | 57.8 | 5.0 |
| Inputs to multifamily residential construction, goods less foods and energy..... | | 124.4 | 134.7 | 135.2 | 18.3 | 0.4 |
| Inputs to multifamily residential construction, services..... | | 137.4 | 158.9 | 160.4 | 36.5 | 0.9 |
| Inputs to multifamily residential construction, trade services ² | | 145.9 | 176.7 | 178.6 | 48.3 | 1.1 |
| Inputs to multifamily residential construction, transportation and warehousing services..... | | 116.0 | 121.5 | 122.2 | 13.8 | 0.6 |
| Inputs to multifamily residential construction, services less trade, transportation, and warehousing..... | 113.5 | 114.1 | 114.3 | 4.4 | 0.2 | |
| Inputs to other residential construction, excluding capital investment, labor, and imports..... | 06/86 | 126.0 | 139.4 | 140.7 | 26.6 | 0.9 |
| Inputs to other residential construction, goods..... | | 119.0 | 128.2 | 129.3 | 21.1 | 0.9 |
| Inputs to other residential construction, energy..... | | 106.5 | 113.8 | 119.6 | 67.0 | 5.1 |
| Inputs to other residential construction, goods less foods and energy..... | | 120.4 | 129.9 | 130.3 | 17.6 | 0.3 |
| Inputs to other residential construction, services..... | | 134.1 | 152.7 | 154.2 | 32.6 | 1.0 |
| Inputs to other residential construction, trade services ² | | 143.6 | 171.4 | 173.5 | 45.2 | 1.2 |
| Inputs to other residential construction, transportation and warehousing services..... | | 116.0 | 121.5 | 122.2 | 13.8 | 0.6 |
| Inputs to other residential construction, services less trade, transportation, and warehousing..... | 110.2 | 110.8 | 111.1 | 3.6 | 0.3 | |
| Inputs to nonresidential construction, excluding capital investment, labor, and imports..... | 06/10 | 122.6 | 132.9 | 134.2 | 23.1 | 1.0 |
| Inputs to nonresidential construction, goods..... | | 128.6 | 140.2 | 141.3 | 23.4 | 0.8 |
| Inputs to nonresidential construction, energy..... | | 111.7 | 119.3 | 125.8 | 66.0 | 5.4 |
| Inputs to nonresidential construction, goods less foods and energy..... | | 121.8 | 133.0 | 133.5 | 19.7 | 0.4 |
| Inputs to nonresidential construction, services..... | | 127.4 | 136.8 | 138.7 | 21.8 | 1.4 |
| Inputs to nonresidential construction, trade services ² | | 138.3 | 157.6 | 161.7 | 37.2 | 2.6 |
| Inputs to nonresidential construction, transportation and warehousing services..... | | 116.0 | 121.5 | 122.2 | 13.8 | 0.6 |
| Inputs to nonresidential construction, services less trade, transportation, and warehousing..... | 110.7 | 111.1 | 111.2 | 3.2 | 0.1 | |
| Inputs to commercial and healthcare structures, excluding capital investment, labor, and imports..... | 06/10 | 122.6 | 133.0 | 134.4 | 22.4 | 1.1 |
| Inputs to commercial and healthcare structures, goods..... | | 130.1 | 142.0 | 143.2 | 22.2 | 0.8 |
| Inputs to commercial and healthcare structures, energy..... | | 109.9 | 117.4 | 123.3 | 60.1 | 5.0 |
| Inputs to commercial and healthcare structures, goods less foods and energy..... | | 122.1 | 133.4 | 134.2 | 19.9 | 0.6 |
| Inputs to commercial and healthcare structures, services..... | | 127.4 | 136.0 | 138.0 | 21.4 | 1.5 |
| Inputs to commercial and healthcare structures, trade services ² | 138.4 | 156.5 | 161.0 | 36.8 | 2.9 | |

See footnotes at end of table.

Table 13. Producer price indexes for net inputs to industries, excluding capital investment, labor, and imports, not seasonally adjusted — Continued
 [December 2014=100, unless otherwise indicated]

| Grouping | Other index base | Unadjusted index | | | Unadjusted percent change to July 2021 from: | |
|--|------------------|------------------------|------------------------|------------------------|--|-----------|
| | | Mar. 2021 ¹ | June 2021 ¹ | July 2021 ¹ | July 2020 | June 2021 |
| Inputs to commercial and healthcare structures, transportation and warehousing services..... | | 116.0 | 121.5 | 122.2 | 13.8 | 0.6 |
| Inputs to commercial and healthcare structures, services less trade, transportation, and warehousing..... | | 111.0 | 111.4 | 111.5 | 3.3 | 0.1 |
| Inputs to commercial structures, excluding capital investment, labor, and imports..... | | 122.6 | 132.9 | 134.4 | 22.3 | 1.1 |
| Inputs to commercial structures, goods..... | | 119.5 | 130.5 | 131.8 | 22.3 | 1.0 |
| Inputs to commercial structures, energy..... | | 109.9 | 117.4 | 123.4 | 60.7 | 5.1 |
| Inputs to commercial structures, goods less foods and energy..... | | 121.8 | 133.3 | 134.2 | 20.0 | 0.7 |
| Inputs to commercial structures, services..... | | 128.0 | 136.0 | 138.1 | 20.8 | 1.5 |
| Inputs to commercial structures, trade services ² | | 138.1 | 155.2 | 160.1 | 36.1 | 3.2 |
| Inputs to commercial structures, transportation and warehousing services..... | | 116.0 | 121.5 | 122.2 | 13.8 | 0.6 |
| Inputs to commercial structures, services less trade, transportation, and warehousing..... | | 114.5 | 114.9 | 115.0 | 4.1 | 0.1 |
| Inputs to healthcare structures, excluding capital investment, labor, and imports..... | | 123.2 | 133.7 | 134.8 | 22.3 | 0.8 |
| Inputs to healthcare structures, goods..... | | 120.3 | 131.0 | 131.8 | 21.9 | 0.6 |
| Inputs to healthcare structures, energy..... | | 110.0 | 117.4 | 123.2 | 58.8 | 4.9 |
| Inputs to healthcare structures, goods less foods and energy..... | | 122.6 | 133.7 | 134.2 | 19.8 | 0.4 |
| Inputs to healthcare structures, services..... | | 127.9 | 137.6 | 139.4 | 22.1 | 1.3 |
| Inputs to healthcare structures, trade services ² | | 138.5 | 157.5 | 161.3 | 36.8 | 2.4 |
| Inputs to healthcare structures, transportation and warehousing services..... | | 116.0 | 121.5 | 122.2 | 13.8 | 0.6 |
| Inputs to healthcare structures, services less trade, transportation, and warehousing..... | | 111.5 | 112.1 | 112.2 | 3.3 | 0.1 |
| Inputs to industrial structures, excluding capital investment, labor, and imports..... | | 121.8 | 130.5 | 132.4 | 20.4 | 1.5 |
| Inputs to industrial structures, goods..... | 06/10 | 124.5 | 133.7 | 135.4 | 17.8 | 1.3 |
| Inputs to industrial structures, energy..... | | 110.9 | 118.4 | 124.7 | 64.1 | 5.3 |
| Inputs to industrial structures, goods less foods and energy..... | | 117.8 | 126.6 | 127.8 | 14.5 | 0.9 |
| Inputs to industrial structures, services..... | | 130.0 | 138.6 | 141.1 | 22.8 | 1.8 |
| Inputs to industrial structures, trade services ² | | 139.7 | 158.7 | 164.6 | 39.7 | 3.7 |
| Inputs to industrial structures, transportation and warehousing services..... | | 116.0 | 121.5 | 122.2 | 13.8 | 0.6 |
| Inputs to industrial structures, services less trade, transportation, and warehousing..... | | 113.0 | 113.5 | 113.5 | 2.9 | 0.0 |
| Inputs to other nonresidential construction, excluding capital investment, labor, and imports..... | | 122.4 | 132.7 | 134.0 | 23.5 | 1.0 |
| Inputs to other nonresidential construction, goods..... | 06/10 | 127.9 | 139.3 | 140.4 | 23.9 | 0.8 |
| Inputs to other nonresidential construction, energy..... | | 109.6 | 116.8 | 122.9 | 63.0 | 5.2 |
| Inputs to other nonresidential construction, goods less foods and energy..... | | 121.9 | 133.1 | 133.4 | 19.9 | 0.2 |
| Inputs to other nonresidential construction, services..... | | 127.1 | 136.6 | 138.5 | 21.6 | 1.4 |
| Inputs to other nonresidential construction, trade services ² | | 138.0 | 157.6 | 161.4 | 36.8 | 2.4 |
| Inputs to other nonresidential construction, transportation and warehousing services..... | | 116.0 | 121.5 | 122.2 | 13.8 | 0.6 |
| Inputs to other nonresidential construction, services less trade, transportation, and warehousing..... | | 110.5 | 110.9 | 111.0 | 3.1 | 0.1 |
| Inputs to highways and streets, excluding capital investment, labor, and imports..... | | 119.3 | 128.5 | 129.9 | 20.9 | 1.1 |
| Inputs to highways and streets, goods..... | | 116.9 | 126.3 | 127.4 | 20.9 | 0.9 |
| Inputs to highways and streets, energy..... | | 112.7 | 120.3 | 127.1 | 70.8 | 5.7 |
| Inputs to highways and streets, goods less foods and energy..... | | 120.2 | 130.1 | 130.5 | 15.8 | 0.3 |
| Inputs to highways and streets, services..... | | 124.0 | 132.9 | 135.0 | 20.4 | 1.6 |
| Inputs to highways and streets, trade services ² | | 136.5 | 154.9 | 159.5 | 35.9 | 3.0 |
| Inputs to highways and streets, transportation and warehousing services..... | | 113.6 | 119.0 | 119.6 | 12.9 | 0.5 |
| Inputs to highways and streets, services less trade, transportation, and warehousing..... | | 109.2 | 109.6 | 109.7 | 2.9 | 0.1 |
| Inputs to power and communication structures, excluding capital investment, labor, and imports..... | | 121.0 | 131.5 | 132.8 | 23.8 | 1.0 |
| Inputs to power and communication structures, goods..... | | 118.9 | 131.2 | 132.3 | 28.1 | 0.8 |
| Inputs to power and communication structures, energy..... | | 106.6 | 113.0 | 118.6 | 56.1 | 5.0 |
| Inputs to power and communication structures, goods less foods and energy..... | | 121.5 | 135.2 | 135.2 | 23.2 | 0.0 |
| Inputs to power and communication structures, services..... | | 124.0 | 132.0 | 133.5 | 18.1 | 1.1 |
| Inputs to power and communication structures, trade services ² | | 136.0 | 155.4 | 158.9 | 35.6 | 2.3 |
| Inputs to power and communication structures, transportation and warehousing services..... | | 116.0 | 121.5 | 122.2 | 13.8 | 0.6 |
| Inputs to power and communication structures, services less trade, transportation, and warehousing..... | | 110.4 | 110.9 | 111.0 | 2.8 | 0.1 |
| Inputs to educational and vocational structures, excluding capital investment, labor, and imports..... | | 124.5 | 135.4 | 136.1 | 22.9 | 0.5 |
| Inputs to educational and vocational structures, goods..... | | 122.1 | 133.6 | 133.9 | 23.1 | 0.2 |
| Inputs to educational and vocational structures, energy..... | | 105.6 | 112.8 | 118.4 | 65.4 | 5.0 |
| Inputs to educational and vocational structures, goods less foods and energy..... | | 123.7 | 135.5 | 135.4 | 20.9 | -0.1 |
| Inputs to educational and vocational structures, services..... | | 128.2 | 137.3 | 139.2 | 21.7 | 1.4 |
| Inputs to educational and vocational structures, trade services ² | | 137.4 | 154.8 | 158.6 | 34.7 | 2.5 |
| Inputs to educational and vocational structures, transportation and warehousing services..... | | 116.0 | 121.5 | 122.2 | 13.8 | 0.6 |
| Inputs to educational and vocational structures, services less trade, transportation, and warehousing..... | | 111.6 | 112.1 | 112.1 | 3.3 | 0.0 |
| Inputs to other misc. nonresidential construction, excluding capital investment, labor, and imports..... | | 123.3 | 134.0 | 135.5 | 24.9 | 1.1 |
| Inputs to other misc. nonresidential construction, goods..... | | 118.8 | 129.1 | 130.5 | 24.8 | 1.1 |
| Inputs to other misc. nonresidential construction, energy..... | | 111.6 | 119.2 | 125.7 | 66.3 | 5.5 |
| Inputs to other misc. nonresidential construction, goods less foods and energy..... | | 122.4 | 133.3 | 134.1 | 20.8 | 0.6 |
| Inputs to other misc. nonresidential construction, services..... | | 128.9 | 140.0 | 141.7 | 23.8 | 1.2 |
| Inputs to other misc. nonresidential construction, trade services ² | | 140.0 | 162.0 | 165.3 | 39.6 | 2.0 |
| Inputs to other misc. nonresidential construction, transportation and warehousing services..... | | 116.0 | 121.5 | 122.2 | 13.8 | 0.6 |

See footnotes at end of table.

Table 13. Producer price indexes for net inputs to industries, excluding capital investment, labor, and imports, not seasonally adjusted — Continued
 [December 2014=100, unless otherwise indicated]

| Grouping | Other index base | Unadjusted index | | | Unadjusted percent change to July 2021 from: | |
|---|------------------|------------------------|------------------------|------------------------|--|-----------|
| | | Mar. 2021 ¹ | June 2021 ¹ | July 2021 ¹ | July 2020 | June 2021 |
| Inputs to other misc. nonresidential construction, services less trade, transportation, and warehousing..... | | 110.4 | 110.8 | 111.0 | 3.2 | 0.2 |
| Maintenance and repair construction | | | | | | |
| Inputs to maintenance and repair construction, excluding capital investment, labor, and imports..... | | 124.2 | 135.9 | 137.2 | 25.2 | 1.0 |
| Inputs to maintenance and repair construction, goods..... | 06/86 | 264.3 | 283.6 | 285.5 | 21.7 | 0.7 |
| Inputs to maintenance and repair construction, energy..... | | 116.5 | 124.7 | 132.3 | 73.2 | 6.1 |
| Inputs to maintenance and repair construction, goods less foods and energy..... | | 121.3 | 130.2 | 130.3 | 17.4 | 0.1 |
| Inputs to maintenance and repair construction, services..... | | 131.8 | 147.8 | 149.6 | 29.4 | 1.2 |
| Inputs to maintenance and repair construction, trade services ² | | 140.4 | 162.5 | 164.9 | 38.7 | 1.5 |
| Inputs to maintenance and repair construction, transportation and warehousing services..... | | 116.0 | 121.5 | 122.2 | 13.8 | 0.6 |
| Inputs to maintenance and repair construction, services less trade, transportation, and warehousing..... | | 110.3 | 110.8 | 111.1 | 3.1 | 0.3 |
| Inputs to residential maintenance and repair, excluding capital investment, labor, and imports..... | | 125.0 | 137.5 | 139.1 | 25.8 | 1.2 |
| Inputs to residential maintenance and repair, goods..... | 06/86 | 247.3 | 264.4 | 267.5 | 20.2 | 1.2 |
| Inputs to residential maintenance and repair, energy..... | | 116.8 | 124.7 | 132.3 | 73.9 | 6.1 |
| Inputs to residential maintenance and repair, goods less foods and energy..... | | 119.6 | 127.9 | 128.9 | 17.0 | 0.8 |
| Inputs to residential maintenance and repair, services..... | | 134.3 | 151.4 | 153.2 | 30.8 | 1.2 |
| Inputs to residential maintenance and repair, trade services ² | | 140.2 | 161.7 | 163.9 | 37.7 | 1.4 |
| Inputs to residential maintenance and repair, transportation and warehousing services..... | | 116.0 | 121.5 | 122.2 | 13.8 | 0.6 |
| Inputs to residential maintenance and repair, services less trade, transportation, and warehousing..... | | 117.9 | 118.3 | 118.4 | 4.0 | 0.1 |
| Inputs to nonresidential maintenance and repair, excluding capital investment, labor, and imports..... | | 124.1 | 135.7 | 136.9 | 25.7 | 0.9 |
| Inputs to nonresidential maintenance and repair, goods..... | 06/86 | 268.9 | 289.4 | 291.1 | 23.0 | 0.6 |
| Inputs to nonresidential maintenance and repair, energy..... | | 117.2 | 125.1 | 132.7 | 73.5 | 6.1 |
| Inputs to nonresidential maintenance and repair, goods less foods and energy..... | | 121.8 | 131.3 | 131.2 | 18.3 | -0.1 |
| Inputs to nonresidential maintenance and repair, services..... | | 131.3 | 147.1 | 148.8 | 29.3 | 1.2 |
| Inputs to nonresidential maintenance and repair, trade services ² | | 141.2 | 164.7 | 167.1 | 40.4 | 1.5 |
| Inputs to nonresidential maintenance and repair, transportation and warehousing services..... | | 116.0 | 121.5 | 122.2 | 13.8 | 0.6 |
| Inputs to nonresidential maintenance and repair, services less trade, transportation, and warehousing..... | | 110.0 | 110.4 | 110.5 | 3.2 | 0.1 |
| Manufacturing³ | | | | | | |
| Inputs to 325510, paint and coating manufacturing, excluding capital investment, labor, and imports..... | 03/13 | 108.1 | 117.2 | 119.0 | 26.2 | 1.5 |
| Inputs to 325510, goods..... | 03/13 | 104.6 | 113.7 | 115.5 | 28.0 | 1.6 |
| Inputs to 325510, energy..... | 03/13 | 84.4 | 90.2 | 92.9 | 36.0 | 3.0 |
| Inputs to 325510, goods less foods and energy..... | 03/13 | 105.6 | 114.9 | 116.7 | 27.8 | 1.6 |
| Inputs to 325510, services..... | 03/13 | 123.7 | 131.9 | 133.5 | 16.5 | 1.2 |
| Inputs to 325510, trade services ² | 03/13 | 127.3 | 139.0 | 141.9 | 22.0 | 2.1 |
| Inputs to 325510, transportation and warehousing services..... | 03/13 | 114.8 | 119.0 | 119.4 | 10.2 | 0.3 |
| Inputs to 326100, plastics products manufacturing, excluding capital investment, labor, and imports..... | 03/14 | 109.5 | 120.7 | 122.9 | 33.9 | 1.8 |
| Inputs to 326100, goods..... | 03/14 | 106.6 | 119.0 | 121.4 | 40.5 | 2.0 |
| Inputs to 326100, energy..... | 03/14 | 104.9 | 108.4 | 110.0 | 10.8 | 1.5 |
| Inputs to 326100, goods less foods and energy..... | 03/14 | 106.8 | 119.9 | 122.3 | 43.2 | 2.0 |
| Inputs to 326100, services..... | 03/14 | 116.6 | 120.3 | 121.2 | 9.0 | 0.7 |
| Inputs to 326100, trade services ² | 03/14 | 123.0 | 127.7 | 129.0 | 10.8 | 1.0 |
| Inputs to 326100, transportation and warehousing services..... | 03/14 | 109.3 | 113.4 | 113.9 | 9.1 | 0.4 |
| Inputs to 326100, services less trade, transportation, and warehousing..... | 03/14 | 104.9 | 106.0 | 106.7 | 5.2 | 0.7 |
| Inputs to 333130, mining and oil and gas field machinery mfg, excluding capital investment, labor, and imports..... | 04/14 | 121.6 | 133.0 | 138.0 | 29.6 | 3.8 |
| Inputs to 333130, goods..... | 04/14 | 112.6 | 123.6 | 128.6 | 28.5 | 4.0 |
| Inputs to 333130, energy..... | 04/14 | 105.7 | 110.8 | 111.0 | 13.3 | 0.2 |
| Inputs to 333130, goods less foods and energy..... | 04/14 | 112.8 | 123.9 | 129.0 | 28.7 | 4.1 |
| Inputs to 333130, services..... | 04/14 | 137.5 | 148.8 | 153.3 | 29.0 | 3.0 |
| Inputs to 333130, trade services ² | 04/14 | 150.5 | 170.7 | 178.2 | 46.5 | 4.4 |
| Inputs to 333130, transportation and warehousing services..... | 04/14 | 103.5 | 109.3 | 111.0 | 10.6 | 1.6 |
| Inputs to 333130, services less trade, transportation, and warehousing..... | 04/14 | 124.8 | 126.3 | 128.0 | 8.1 | 1.3 |
| Inputs to 336111, automobile manufacturing, excluding capital investment, labor, and imports..... | 02/14 | 115.7 | 116.5 | 119.1 | 9.6 | 2.2 |
| Inputs to 336111, goods..... | 02/14 | 105.0 | 106.7 | 108.2 | 4.8 | 1.4 |
| Inputs to 336111, goods less foods and energy..... | 02/14 | 105.0 | 106.7 | 108.2 | 4.8 | 1.4 |
| Inputs to 336111, services..... | 02/14 | 139.3 | 137.4 | 143.1 | 17.5 | 4.1 |
| Inputs to 336111, trade services ² | 02/14 | 140.4 | 138.1 | 144.1 | 17.5 | 4.3 |
| Inputs to 336111, transportation and warehousing services..... | 02/14 | 117.9 | 123.4 | 124.1 | 13.7 | 0.6 |
| Inputs to 336411, airplane manufacturing, excluding capital investment, labor, and imports..... | 02/14 | 114.3 | 117.2 | 118.9 | 10.3 | 1.5 |
| Inputs to 336411, goods..... | 02/14 | 108.0 | 111.1 | 112.5 | 7.7 | 1.3 |
| Inputs to 336411, energy..... | 02/14 | 94.3 | 103.7 | 101.8 | 48.6 | -1.8 |
| Inputs to 336411, goods less foods and energy..... | 02/14 | 108.1 | 111.2 | 112.6 | 7.5 | 1.3 |
| Inputs to 336411, services..... | 02/14 | 136.4 | 138.6 | 141.7 | 18.1 | 2.2 |
| Inputs to 336411, trade services ² | 02/14 | 143.8 | 146.7 | 153.2 | 24.5 | 4.4 |
| Inputs to 336411, transportation and warehousing services..... | 02/14 | 117.1 | 122.6 | 123.3 | 13.7 | 0.6 |
| Inputs to 336411, services less trade, transportation, and warehousing..... | 02/14 | 122.8 | 123.7 | 124.3 | 8.5 | 0.5 |

See footnotes at end of table.

Table 13. Producer price indexes for net inputs to industries, excluding capital investment, labor, and imports, not seasonally adjusted — Continued
 [December 2014=100, unless otherwise indicated]

| Grouping | Other index base | Unadjusted index | | | Unadjusted percent change to July 2021 from: | |
|--|------------------|------------------------|------------------------|------------------------|--|-----------|
| | | Mar. 2021 ¹ | June 2021 ¹ | July 2021 ¹ | July 2020 | June 2021 |
| Inputs to 336611, ship building and repairing, excluding capital investment, labor, and imports..... | 02/14 | 121.3 | 127.2 | 129.9 | 16.1 | 2.1 |
| Inputs to 336611, goods..... | 02/14 | 113.9 | 120.3 | 122.9 | 14.5 | 2.2 |
| Inputs to 336611, energy..... | 02/14 | 111.2 | 119.1 | 119.9 | 5.7 | 0.7 |
| Inputs to 336611, goods less foods and energy..... | 02/14 | 114.0 | 120.3 | 123.0 | 14.8 | 2.2 |
| Inputs to 336611, services..... | 02/14 | 133.5 | 137.8 | 140.6 | 17.7 | 2.0 |
| Inputs to 336611, trade services ² | 02/14 | 146.8 | 162.2 | 168.4 | 39.2 | 3.8 |
| Inputs to 336611, transportation and warehousing services..... | 02/14 | 105.3 | 112.1 | 115.0 | 12.4 | 2.6 |
| Inputs to 336611, services less trade, transportation, and warehousing..... | 02/14 | 127.1 | 128.0 | 129.8 | 8.3 | 1.4 |
| Services³ | | | | | | |
| Inputs to 484000, truck transportation, excluding capital investment, labor, and imports..... | 03/14 | 112.0 | 116.4 | 118.1 | 28.6 | 1.5 |
| Inputs to 484000, goods..... | 03/14 | 99.9 | 102.9 | 106.8 | 72.5 | 3.8 |
| Inputs to 484000, energy..... | 03/14 | 95.9 | 98.9 | 102.8 | 81.0 | 3.9 |
| Inputs to 484000, goods less foods and energy..... | 03/14 | 103.0 | 103.7 | 105.2 | 3.5 | 1.4 |
| Inputs to 484000, services..... | 03/14 | 117.2 | 122.5 | 122.4 | 8.5 | -0.1 |
| Inputs to 484000, trade services ² | 03/14 | 130.4 | 134.5 | 134.3 | 5.5 | -0.1 |
| Inputs to 484000, transportation and warehousing services..... | 03/14 | 116.8 | 124.3 | 124.0 | 12.2 | -0.2 |
| Inputs to 484000, services less trade, transportation, and warehousing..... | 03/14 | 113.0 | 115.2 | 115.8 | 4.2 | 0.5 |
| Inputs to 621A00, offices of health practitioners, excluding capital investment, labor, and imports..... | 03/13 | 118.3 | 120.4 | 121.1 | 5.9 | 0.6 |
| Inputs to 621A00, goods..... | 03/13 | 126.9 | 130.4 | 131.0 | 5.1 | 0.5 |
| Inputs to 621A00, energy..... | 03/13 | 112.2 | 120.1 | 121.0 | 4.9 | 0.7 |
| Inputs to 621A00, goods less foods and energy..... | 03/13 | 128.5 | 131.6 | 132.2 | 5.4 | 0.5 |
| Inputs to 621A00, services..... | 03/13 | 115.2 | 116.6 | 117.4 | 6.0 | 0.7 |
| Inputs to 621A00, trade services ² | 03/13 | 127.0 | 128.2 | 129.2 | 8.6 | 0.8 |
| Inputs to 621A00, transportation and warehousing services..... | 03/13 | 85.7 | 95.2 | 102.4 | 11.1 | 7.6 |
| Inputs to 621A00, services less trade, transportation and warehousing..... | 03/13 | 112.6 | 113.7 | 114.2 | 4.8 | 0.4 |
| Inputs to 813000, membership associations and organizations, excluding capital investment, labor, and imports..... | 05/14 | 138.8 | 140.6 | 142.2 | 13.2 | 1.1 |
| Inputs to 813000, goods..... | 05/14 | 112.2 | 118.2 | 121.5 | 27.1 | 2.8 |
| Inputs to 813000, energy..... | 05/14 | 115.5 | 123.5 | 128.8 | 41.9 | 4.3 |
| Inputs to 813000, goods less foods and energy..... | 05/14 | 108.0 | 110.4 | 110.3 | 4.0 | -0.1 |
| Inputs to 813000, services..... | 05/14 | 141.0 | 142.0 | 143.4 | 11.9 | 1.0 |
| Inputs to 813000, trade services ² | 05/14 | 113.6 | 111.8 | 114.3 | 0.6 | 2.2 |
| Inputs to 813000, transportation and warehousing services..... | 05/14 | 114.1 | 114.2 | 114.4 | 3.9 | 0.2 |
| Inputs to 813000, services less trade, transportation, and warehousing..... | 05/14 | 142.8 | 143.9 | 145.3 | 12.4 | 1.0 |
| Inputs to 813000, maintenance and repair construction..... | 05/14 | 111.5 | 116.7 | 116.4 | 4.9 | -0.3 |

¹ The indexes for March 2021 have been recalculated to incorporate late reports and corrections by respondents. All data are subject to revision 4 months after original publication.

² Trade indexes measure changes in margins received by wholesalers and retailers.

³ PPI data for these Net Inputs to Industry Indexes are organized by Bureau of Economic Analysis (BEA) Industry code. The set of products included in an industry input index and the weights for each commodity included in the index are derived from the BEA's Input-Output Accounts Use of Commodities by Industry table in conjunction with U.S. Census Bureau revenue data. For more information, visit <https://www.bls.gov/ppi/industryinputsintro.htm> online.

"-" Data not available.

Technical Note

Brief Explanation of Producer Price Indexes

The Producer Price Index (PPI) of the Bureau of Labor Statistics (BLS) is a family of indexes that measures the average change over time in prices received (price changes) by producers for domestically produced goods, services, and construction. PPIs measure price change from the perspective of the seller. This contrasts with other measures, such as the Consumer Price Index (CPI). CPIs measure price change from the purchaser's perspective.

More than 10,000 PPIs for individual products and groups of products are released each month. PPIs are available for the products of virtually every industry in the mining and manufacturing sectors. Over time, new PPIs have been introduced for products of industries in the services and construction sectors of the U.S. economy. As of January 2018, the PPI covered 71 percent of services as measured by 2012 Census revenue, and 31 percent of construction.

More than 100,000 price quotations per month are organized into three sets of PPIs: (1) Final demand-Intermediate demand (FD-ID) indexes, (2) commodity indexes, and (3) indexes for the net output of industries and their products. The FD-ID structure organizes products by class of buyer and degree of fabrication as well as by stage of production. The commodity structure organizes products by similarity of end use or product type. The entire output of various industries is sampled to derive price indexes for the net output of industries and their products.

Final Demand–Intermediate Demand Indexes

The PPI FD-ID structure measures price change for goods, services, and construction sold to final demand and to intermediate demand. The FD-ID system replaced the PPI stage-of-processing (SOP) system as PPI's primary aggregation model with the release of data for January 2014. The FD-ID model expands coverage beyond that of the SOP system through the addition of services, construction, exports, and government purchases.

Compared with finished goods under the SOP system, the PPI for final demand goods includes nearly a 50 percent expansion of coverage. This increase can be traced to the addition of government purchases and exports. For overall final demand, expansion to include final demand services represents an even larger increase in coverage. In December 2017, final demand goods were about 33 percent of overall final demand, final demand services were roughly 65.5 percent, and final demand construction was about 1.5 percent of final demand. Within intermediate demand, coverage of services for intermediate demand resulted in about a 45 percent increase in coverage of the intermediate demand portion of the economy.

FD-ID indexes are constructed from commodity-based producer output price indexes. Commodities are allocated to aggregate indexes primarily based on the type of buyer. The main source of data used to determine the type of buyer is the "Use of commodities by industries, before redefinition," table

from the Benchmark Input-Output Accounts of the U.S. In many cases, the same commodity is purchased by different types of buyers. As a result, commodities are often included in several FD-ID indexes. For example, regular gasoline is purchased for personal consumption, export, government use, and business use. The PPI program publishes only one commodity index for regular gasoline (wpu057104), reflecting sales to all types of buyers, and this index is used in all aggregations regardless of whether the gasoline is sold for personal consumption, as an export, to government, or to businesses. Proportions based on BEA "Use of Commodities" data are used to allocate the correct portion of the total weight of gasoline to each use category. In cases when buyer type is an important price determining characteristic, indexes are created based on specific buyer type. For example, within the PPI category for loan services, separate indexes for consumer loans and business loans were constructed. For more information relating to the FD-ID structure, see "A new, experimental system of indexes from the PPI program" in the February 2011 *Monthly Labor Review*.

Final Demand: The final demand portion of the FD-ID structure measures price change for commodities sold for personal consumption, capital investment, government, and export. The system is composed of six main price indexes: final demand goods; final demand trade services; final demand transportation and warehousing services; final demand services less trade, transportation, and warehousing; final demand construction; and overall final demand.

The final demand goods index measures price change for both unprocessed and processed goods sold to final demand. Fresh fruits sold to consumers and computers sold for capital investment are examples of transactions included in the final demand goods price index. The final demand trade services index measures price change for the retailing and wholesaling of merchandise sold to final demand, generally without transformation. (Trade indexes measure changes in margins received by wholesalers and retailers.) The final demand transportation and warehousing services index tracks price change for transportation of passengers, as well as, transportation of cargo sold to final demand, and also includes prices for warehousing and storage of goods sold to final demand. The final demand services less trade, transportation, and warehousing index measures price change for all services other than trade and transportation sold to final demand. Publishing, banking, lodging, and health care are examples of these services. The final demand construction index tracks price change for new construction, as well as maintenance and repair construction sold to final demand. Construction of office buildings is an example of a commodity that would be included in the final demand construction index. Lastly, the overall final demand index tracks price change for all types of commodities sold to final demand by combining the five final demand component indexes described above.

Intermediate Demand: The intermediate demand portion of the FD-ID system tracks price change for goods, services, and construction products sold to businesses as inputs to

production, excluding capital investment. The system includes two parallel treatments of intermediate demand. The first treatment organizes intermediate demand commodities by type. The second organizes intermediate demand commodities into production stages, with the explicit goal of developing a forward-flow model of production and price change.

The intermediate demand by commodity type portion of the system organizes commodities by similarity of product. The system is composed of six main price indexes: unprocessed goods for intermediate demand; processed goods for intermediate demand; intermediate demand trade services; intermediate demand transportation and warehousing services; intermediate demand services less trade, transportation, and warehousing; and intermediate demand construction.

The unprocessed goods for intermediate demand price index measures price change for goods sold to businesses as inputs to production that have undergone no fabrication. Crude petroleum sold to refineries is an example of an unprocessed good sold to intermediate demand. The processed goods for intermediate demand index tracks price change for fabricated goods sold as business inputs. Examples include car parts sold to car manufacturers and gasoline sold to trucking companies. The index for trade services for intermediate demand measures price change for the services of retailing and wholesaling goods purchased by businesses as inputs to production. The intermediate demand transportation and warehousing services index measures price change for business travel, as well as, transportation and warehousing of cargo sold to intermediate demand. The intermediate demand services less trade, transportation, and warehousing index measures price change for services other than trade, transportation, and warehousing sold as inputs to production. Legal and accounting services purchased by businesses are examples of intermediate demand services excluding trade, transportation, and warehousing. Finally, the construction for intermediate demand index measures price change for construction purchased by firms as inputs to production. The index for construction for intermediate demand tracks price change for maintenance and repair construction purchased by firms.

The production flow treatment of intermediate demand is a stage-based system of price indexes. These indexes can be used to study price transmission across stages of production and final demand. This system is constructed in a manner that maximizes forward flow of production between stages, while minimizing back-flow of production. The production flow treatment contains four main indexes: intermediate demand stage 1, intermediate demand stage 2, intermediate demand stage 3, and intermediate demand stage 4.

Indexes for the four stages were developed by first assigning each industry in the economy to one of four stages of production, where industries assigned to the fourth stage primarily produce output consumed as final demand, industries in the third stage primarily produce output consumed by stage 4 industries, industries assigned to the second stage primarily produce output consumed by stage 3 industries, and industries assigned to the first stage produce output primarily consumed by stage 2 industries. The four indexes then track prices for the net inputs consumed by industries in each of the four stages of production. The stage 4

intermediate demand index, for example, tracks price change for inputs consumed, but not produced, by industries included in the fourth stage of production. Hence, the index tracks price change in inputs to industries that primarily produce final demand commodities (stage 4 producers primarily produce commodities sold to final demand).

Examples of heavily weighted goods-producing industries in stage 4 include the manufacture of light trucks and utility vehicles, automobiles, and pharmaceuticals. Retail trade, food service and drinking places, and hospitals are examples of heavily weighted service industries included in stage 4. Stage 4 also includes all new construction industries. Examples of goods consumed by stage 4 industries include motor vehicle parts, commercial electric power, plastic construction products, biological products, and beef and veal. Engineering services, machinery and equipment wholesaling, long distance motor carrying, and legal services constitute examples of services consumed by stage 4 industries.

Examples of highly weighted goods-producing industries included in stage 3 are motor vehicle parts manufacturing, animal (except poultry) slaughtering and processing, and semiconductor manufacturing. Services industries classified in stage 3 include wholesale trade; insurance carriers; architecture, engineering, and related services; and hotels and motels. Examples of goods consumed by stage 3 industries include slaughter steers and heifers, industrial electric power, and hot rolled steel bars, plates, and structural shapes. Services commonly consumed by stage 3 industries include commissions from sales of property and casualty insurance, business loans, temporary help services, and administrative and general management consulting services.

Petroleum refineries; electricity generation, transmission, and distribution; natural gas distribution; cattle ranching and farming; and plastic materials and resin manufacturing are among the goods-based industries assigned to stage 2. Services industries that are heavily weighted in stage 2 include management of companies and enterprises; non-depository credit intermediation; insurance agencies and brokerages; and services to buildings and dwellings. Goods commonly purchased by stage 2 industries include crude oil, natural gas, formula feeds, and primary basic organic chemicals. Services that are heavily weighted in the intermediate demand stage 2 index are legal services, business loans, and cellular phone and other wireless telecommunication.

Goods producing industries in stage 1 include oil and gas extraction, paper mills, and grain farming. Real estate, legal services, and advertising services are examples of highly weighted services industries included in stage 1. Examples of goods consumed by stage 1 industries are commercial and industrial electric power and gasoline. Services commonly consumed by stage 1 industries include solid waste collection, chemicals and allied products wholesaling, and guestroom or unit rental. It should be noted that all inputs purchased by stage 1 industries are by definition produced either within stage 1 or by latter stages of processing, leaving stage 1 less useful for price transmission analysis. For additional information on industry stage assignments, see www.bls.gov/ppi/fd-id/ppi-intermediate-demand-by-production-flow-industry-stage-assignments.htm.

Comparing the PPI with CPI

Although some data users utilize the PPI as a potential indicator of the Consumer Price Index (CPI), there are many reasons why the PPI and the CPI may diverge. The scope of the personal consumption portion of the PPI includes all marketable output sold by domestic producers for households. The scope of the CPI includes goods and services provided by business or government, where explicit user charges are paid by consumers. For example, the most heavily weighted item in the CPI, owners' equivalent rent, is excluded from the PPI. The scope of the CPI includes imports. The PPI excludes imports. The CPI only includes components of personal consumption directly paid for by the consumers, while the PPI includes components of personal consumption that may not be paid for by consumers. For example, the PPI includes medical services paid for by third parties. In contrast to CPI, PPI does not completely cover services. PPIs exclude taxes, since they do not represent producer revenue. Conversely, sales and other taxes paid by consumers are part of household expenditure and are included in the CPI. Additional technical differences between PPI and CPI also exist. For more information see "Comparing new final demand producer price indexes with other Government price indexes," *Monthly Labor Review*, January 2014, at www.bls.gov/opub/mlr/.

Commodity Indexes

The commodity classification of the PPI organizes goods, services, and construction by similarity of product or end use, disregarding industry of origin. With the release of data for July 2009, PPI expanded its commodity structure to include indexes for services and construction products. Prior to this date, the PPI commodity structure only included products from goods producing sectors. Table 9 of the *PPI Detailed Report* includes data for commodity indexes, organized in a hierarchal structure, including major groupings, subgroups, product classes, sub-product classes, and individual items.

Industry Net-Output Price Indexes

PPIs for the net output of industries and their products are grouped according to the North American Industry Classification System (NAICS). Prior to the release of January 2004, industry-based PPIs were published according to the Standard Industrial Classification (SIC) system. Industry price indexes are compatible with other economic time series organized by industry, such as data on employment, wages, and productivity. Table 11 of the *PPI Detailed Report* includes data for NAICS industries and industry groups (3-, 4-, 5-, and 6-digit codes), Census product classes (7- and 8-digit codes), products (9-digit codes), more detailed sub-products (11-digit codes), and, for some industries, indexes for other sources of revenue.

Indexes may represent one of three kinds of product categories. Every industry has primary product indexes that show changes in prices received by establishments classified in the industry for products made primarily, but not necessarily exclusively, by that industry. The industry classification of an establishment is determined by which products make up a plurality of its total shipment value. In

addition, most industries have secondary product indexes that show changes in prices received by establishments for products chiefly made in some other industry. Some industries have miscellaneous receipts indexes that track price changes for other sources of revenue received by establishments within the industry that are not derived from sales of their products; for example, resales of purchased materials, or revenues from parking lots owned by a manufacturing plant.

Data Collection

PPIs are constructed using selling prices reported by establishments of all sizes, selected by probability sampling, with the probability of selection proportionate to size. Individual items and transaction terms also are chosen by probability proportionate to size. BLS strongly encourages cooperating companies to supply actual transaction prices at the time of shipment to minimize the use of list prices. Prices submitted by survey respondents are effective on the Tuesday of the week containing the 13th day of the month. The survey is conducted online via the BLS Internet Data Collection Facility (IDCF).

Price data are provided on a voluntary and confidential basis; only sworn BLS employees are allowed access to individual company price reports. BLS publishes price indexes instead of actual prices. All PPIs are subject to revision 4 months after original publication to reflect the availability of late reports and corrections by respondents.

BLS periodically updates the PPI sample of survey respondents to better reflect current conditions when the structure, membership, technology, or product mix of an industry shifts significantly and to spread reporting burden among smaller firms. Information on these resampling efforts are noted in the *PPI News Release* and *PPI Detailed Report* in the months they occur.

As part of an ongoing effort to expand coverage to sectors of the economy other than mining and manufacturing, an increasing number of service and construction sector industries have been introduced into the PPI. The following list of industries introduced since the mid-1990s includes the month and year in which an article describing the industry's content appeared in the *PPI Detailed Report*.

Service and construction sector industries introduced into the Producer Price Index, by SIC or NAICS code and the *PPI Detailed Report* that announces their introduction

| Title | Code | <i>PPI Detailed Report Issue</i> |
|---|------------|----------------------------------|
| | SIC | |
| Wireless telecommunications | 4812 | July 1999 |
| Telephone communications, except radio telephone | 4813 | July 1995 |
| Television broadcasting | 4833 | July 2002 |
| Grocery stores | 5411 | July 2000 |
| Meat and fish (seafood) markets | 5421 | July 2000 |
| Fruit and vegetable markets | 5431 | July 2000 |
| Candy, nut, and confectionery stores ... | 5441 | July 2000 |
| Retail bakeries | 5461 | July 2000 |
| Miscellaneous food stores | 5499 | July 2000 |
| New car dealers | 5511 | July 2000 |

| Title | Code | PPI Detailed Report Issue |
|---|--------|---------------------------|
| SIC | | |
| Gasoline service stations | 5541 | January 2002 |
| Boat dealers | 5551 | January 2002 |
| Recreational vehicle dealers | 5561 | January 2002 |
| Miscellaneous retail | 59 | January 2001 |
| Security brokers, dealers, and investment bankers | 6211 | January 2001 |
| Investment advice | 6282 | January 2003 |
| Life insurance carriers | 6311 | January 1999 |
| Property and casualty insurance | 6331 | July 1998 |
| Insurance agencies and brokerages | 6412 | January 2003 |
| Operators and lessors of nonresidential buildings | 6512 | January 1996 |
| Real estate agents and managers | 6531 | January 1996 |
| Prepackaged software | 7372 | January 1998 |
| Data processing services | 7374 | January 2002 |
| Home health care services | 8082 | January 1997 |
| Legal services | 8111 | January 1997 |
| Engineering design, analysis, and consulting services | 8711 | January 1997 |
| Architectural design, analysis, and consulting services | 8712 | January 1997 |
| Premiums for property and casualty insurance | 9331 | July 1998 |
| NAICS | | |
| New Industrial building construction | 236211 | January 2008 |
| New warehouse building construction .. | 236221 | July 2005 |
| New school construction | 236222 | July 2006 |
| New office construction | 236223 | January 2007 |
| New health care building construction... | 236224 | January 2013 |
| Concrete contractors, nonresidential building work | 23811X | July 2008 |
| Roofing contractors, nonresidential building work | 23816X | July 2008 |
| Electrical contractors, nonresidential building work | 23821X | July 2008 |
| Plumbing / HVAC contractors, nonresidential building work | 23822X | July 2008 |
| Merchant wholesalers, durable goods .. | 423 | July 2005 |
| Merchant wholesalers, nondurable goods | 424 | July 2005 |
| Electronics and appliance stores | 443 | January 2004 |
| Building material and garden equipment and supplies dealers..... | 444 | January 2004 |
| Sporting goods, hobby, book, and music stores | 451 | January 2004 |
| General merchandise stores | 452 | January 2004 |
| Miscellaneous store retailers | 453 | January 2004 |
| Internet service providers | 518111 | July 2005 |
| Internet publishing and web search portals | 519130 | January 2010 |
| Commercial banking | 522110 | January 2005 |
| Savings institutions | 522120 | January 2005 |
| Direct health and medical insurance carriers | 524114 | July 2004 |
| Construction, mining, and forestry machinery and equipment rental and leasing | 532412 | January 2005 |
| Management consulting services | 541610 | January 2007 |

| Title | Code | PPI Detailed Report Issue |
|--|--------|---------------------------|
| NAICS | | |
| Security guards and patrol services | 561612 | July 2005 |
| Offices of dentists | 621210 | January 2011 |
| Blood and organ banks | 621991 | January 2007 |
| Amusement and theme parks | 713110 | July 2006 |
| Golf courses and country clubs | 713910 | July 2006 |
| Fitness and recreational sports centers . | 713940 | July 2005 |
| Commercial machinery repair and maintenance..... | 811310 | July 2007 |

Weights

Weights for most commodity groupings of the PPI, as well as, weights for commodity-based aggregate indexes calculated from commodity groupings, such as FD-ID indexes, currently reflect 2012 values of shipments as reported in the *Census of Manufactures* and other sources. From January 2012 to December 2017, PPI weights were derived from 2007 shipment values. Industry indexes now are calculated under the 2017 NAICS structure utilizing 2012 value of shipment weights and 2007 net output ratios. The periodic update of the value weights used to calculate the PPI is done to more accurately reflect changes in production and marketing patterns in the economy.

Net output values of shipments are used as weights for industry indexes. Net output values refer to the value of shipments from establishments within the industry to buyers outside the industry. However, weights for commodity indexes are based on gross shipment values, including values of shipments between establishments within the same industry. As a result, broad commodity grouping indexes, such as the PPI for All Commodities (which is composed of major commodity groupings 01 through 15), are affected by the multiple counting of price change at successive stages of processing, which can lead to exaggerated or misleading signals about inflation. The intermediate demand by commodity type FD-ID indexes partially correct for this defect, but industry indexes, final demand FD-ID indexes, and intermediate demand by production flow FD-ID indexes consistently correct for this at all levels of aggregation. Therefore, industry and FD-ID indexes are more appropriate than broad commodity groupings for analysis of general price trends.

Price Index Reference Base

Effective with publication of January 1988 data, many important PPI series (including most commodity groups and individual items) were placed on a new reference base, 1982 = 100. From 1971 through 1987, the standard reference base for most PPI series was 1967 = 100. Except for rounding differences, the shift to the new reference base did not alter any previously published percent changes for affected PPI series. (See "Calculating Index Changes," below.) The 1982 reference base is not used for commodity indexes with a base later than December 1981 or for industry net output indexes

and their products. The FD-ID indexes typically have a reference base of November 2009 = 100.

For further information on the underlying concepts and methodology of the Producer Price Index, see chapter 14, “Producer Prices,” in the *BLS Handbook of Methods*. This chapter can be downloaded from the BLS Web site at <https://www.bls.gov/opub/hom/homch14.htm>.

Calculating Index Changes

Each PPI measures price changes from a reference period that equals 100.0. An increase of 5.5 percent from the reference period in the Final Demand Goods Price Index, for example, is shown as 105.5. This change also can be expressed in dollars, as follows: prices received by domestic producers of a sample of final demand goods have risen from \$100 in November 2009 to \$105.50. Likewise, a current index of 90.0 would indicate that prices received by producers of final demand goods are 10 percent lower than they were in November 2009.

Movements of price indexes from one month to another are usually expressed as percent changes, rather than as changes in index points. Index point changes are affected by the level of the index in relation to its base period, whereas percent changes are not. The following example shows the computation of index point and percent changes.

Index point change

| | |
|--------------------------------|-------|
| Final Demand Goods Price Index | 107.5 |
| Less previous index | 104.0 |
| Equals index point change | 3.5 |

Index percent change

| | |
|-------------------------------|-------------|
| Index point change | 3.5 |
| Divided by the previous index | 104.0 |
| Equals | 0.034 |
| Result multiplied by 100 | 0.034 x 100 |
| Equals percent change | 3.4 |

Seasonally Adjusted and Unadjusted Data

Because price data are used for different purposes by different groups, BLS publishes seasonally adjusted and unadjusted changes each month. Seasonally adjusted data are preferred for analyzing general price trends in the economy because these data eliminate the effect of changes that normally occur at about the same time, and in about the same magnitude, every year—such as price movements resulting from normal weather patterns, regular production and marketing cycles, model changeovers, seasonal discounts, and holidays. For these reasons, seasonally adjusted data more clearly reveal underlying trends. Unadjusted data are of primary interest to users who need information that can be related to actual dollar values of transactions. Individuals requiring this information include marketing specialists, purchasing agents, budget and cost analysts, contract specialists, and commodity traders. It is the unadjusted data that are generally cited when escalating long-term contracts such as purchasing agreements or real estate leases. For more

information, see *Price Adjustment Guide for Contracting Parties*, on the Web at: www.bls.gov/ppi/publications/price-adjustment-guide-for-contracting-parties.htm.

Seasonal adjustment is accomplished using X-13 ARIMA, a software package published by the U.S. Census Bureau. Each year, the seasonal status of most commodity indexes is reevaluated to reflect more recent price behavior. Industry net output indexes are not seasonally adjusted. For time series that exhibit seasonal pricing patterns, new seasonal factors are estimated and applied to the unadjusted data from the prior 5 years. Updated seasonally adjusted indexes replace the most recent 5 years of seasonal data.

Seasonal factors may be applied to series using either a direct or an aggregative method. Generally, commodity indexes are seasonally adjusted using direct seasonal adjustment, which produces a more complete elimination of seasonal movements than does the aggregative method. However, the direct seasonal adjustment process may not yield figures that possess additive consistency. Thus, a seasonally adjusted index for a broad category that is directly adjusted may not be logically consistent with all seasonally adjusted indexes for its components. Seasonal movements for FD-ID indexes are derived indirectly through an aggregative method that combines movements of a wide variety of subproduct class (six-digit) series.

Seasonally adjusted indexes can become problematic when previously stable and predictable price patterns abruptly change. If the new pattern persists, the seasonal adjustment method will eventually reflect it; if the pattern keeps shifting, however, seasonally adjusted data will become chronically troublesome. This problem occurs relatively infrequently for farm and food-related products, but has more often affected manufactured products such as automobiles and steel.

Since January 1988, the PPI has used Intervention Analysis Seasonal Adjustment methods to enhance the calculation of seasonal factors. With this technique, outlier values that may distort the seasonal pattern are removed from the data prior to applying the standard seasonal factor estimation procedure. For example, a possible economic cause for large price movements for petroleum-based products might have been the Persian Gulf War. In this case, intervention techniques allowed for better estimates of seasonally adjusted data. On the whole, very few series have required intervention. Out of almost 400 seasonally adjusted series, only 42 were subject to intervention in 2018.

For more information relating to seasonal adjustment methods, see “Summary of Changes to the PPI’s Seasonal Adjustment Methodology” in the January 1995 issue of *Producer Price Indexes*, and “PPI and CPI Seasonal Adjustment: an Update” in the July 2010 *Monthly Labor Review*.

Producer Price Index Data on the Internet

In 1995, the BLS began posting PPI series, news releases, and technical information to both a World Wide Web (WWW) site and a file transfer protocol (FTP) site. During the years following the introduction of PPI Internet services, use of these sites eclipsed more traditional methods of data dissemination, such as subscriptions to the *PPI Detailed Report*. There were more than 4 million instances of PPI data

and tables being downloaded from the BLS website during the 12 months ended December 31, 2017.

Retrieving PPI data from the PPI Web site

PPI data can be obtained from the WWW address (<https://www.bls.gov/ppi>). On this page, under the tab labeled “Featured PPI databases” links provide the following methods of data retrieval:

- **Top Picks** is a form-based application for both Industry Data and Commodity Data that allows the user to quickly obtain PPI time series data by selecting the high-level aggregate and other commonly requested time series, including the All Commodities Index and the FD-ID indexes (for example, Final Demand). Within each list, any one—or all—of the time series shown can be selected. A user can modify the date range and output options after executing the query, using the reformat button above the data output table.
- **One-Screen Data Search and Multi-Screen Data Search** are form-based query applications for both Industry Data and Commodity Data designed for users unfamiliar with the PPI coding structure. These applications guide a user through the PPI classification by listing index titles and do not require knowledge of commodity or industry codes. Data retrieved are based on a query formulated by selecting data characteristics from lists provided. Two options are available to create customized tables, depending on a user’s browser capability. The one-screen option is a JavaScript application that uses a single screen to guide a user through the available time series data. The second option is a multiple-screen, non-Java-based application. Both methods allow a user to browse the PPI coding structure and select multiple series. Users can modify the date range and output options after executing the query using the reformat button above the data output table.
- **Series Report** is a form-based application that allows users to input multiple, formatted PPI time series identifiers (commodity or industry codes) as inputs in extracting data according to a specified set of date ranges and output options. This application provides the most efficient path for users who are familiar with the format of PPI time series identifiers. There are five alphabetic prefixes used to create unique PPI time series identifiers: WP, WD, PC, PD, and ND. Each provides the user access to a different PPI database. Adding either a “u” (not seasonally adjusted) or an “s” (seasonally adjusted) to the end of these prefixes further specifies the type of data needed.

EXAMPLES

For commodity and FD-ID indexes, series identifiers combine a “wpu” prefix (not seasonally adjusted) or a “wps” prefix (seasonally adjusted) with a commodity code.

| <u>Commodity code</u> | <u>Provides data for:</u> |
|-----------------------|---|
| wps141101 | Passenger cars, seasonally adjusted |
| wpu141101 | Passenger cars, not seasonally adjusted |
| wpufd4 | Final demand, not seasonally adjusted |
| wpsid63 | Services for intermediate demand, seasonally adjusted |

For discontinued commodity indexes, series identifiers combine a “wdu” prefix (not seasonally adjusted) or a “wds” prefix (seasonally adjusted) with a commodity code.

| <u>Commodity code</u> | <u>Provides data for:</u> |
|-----------------------|---|
| wds019 | Other farm products, seasonally adjusted |
| wdu0635 | Preparations, ethical (prescription), not seasonally adjusted |
| wdusi138011 | Stainless steel mill products, not seasonally adjusted |

Current price indexes grouped by industry according to NAICS have series identifiers that begin with the prefix “pcu.” After the prefix, there are 12 digits (the 6-digit industry code is listed twice) followed by up to 7 alphanumeric characters identifying product detail. Dashes are used as placeholders for higher-level industry group codes.

| <u>Industry-product code, current NAICS series</u> | <u>Provides data for:</u> |
|--|---|
| pcu325---325--- | Chemical manufacturing |
| pcu336110336110 | Automobile and light duty motor vehicle manufacturing |
| pcu621111621111411 | Offices of physicians, one- and two-physician practices and single-specialty group practices, general/family practice |

Discontinued industry-product codes based on SIC combine a “pdu” prefix and “#” between the fourth and fifth characters of the product code. Series identifiers for the discontinued dataset use underscores as placeholders to complete a reference to an SIC industry group code of fewer than four digits. (All PPI industry-based indexes organized by SIC were discontinued with the introduction of NAICS in 2004.)

| <u>Industry-product code, discontinued SIC series</u> | <u>Provides data for:</u> |
|---|--|
| pdu28_# | Chemicals and allied products |
| pdu331_# | Blast furnaces, steel works, and rolling and finishing mills |
| pdu3711#111 | Passenger cars |

Price indexes for discontinued series grouped by industry according to NAICS have identifiers that begin with the prefix “ndu”. After the prefix, there are 12

numeric digits (the 6-digit industry code is listed twice), and up to 7 additional alphanumeric characters that identify product detail. Dashes are used as placeholders for higher-level group codes.

*Industry-product code,
discontinued NAICS series*

ndu212231212231
ndu2122312122312
ndu212231212231214

Provides data for

Lead and zinc ore mining
Lead, zinc concentrates
Lead concentrates

- **Text Files** are best suited for users requiring access to either a large volume of time series data or other PPI-related documentation, such as seasonal factor tables and relative importance tables. The text files can be accessed at <https://download.bls.gov/> or directly from links on the “PPI Databases” page or the PPI homepage. Data and documentation available for download include the following:

| | |
|---|--|
| Industry Data | <u>Directory:</u> /pub/time.series/pc |
| Industry Data - Discontinued (NAICS basis) | /pub/time.series/nd |
| (SIC basis) | /pub/time.series/pd |
| Commodity Data (incl. FD-ID) | /pub/time.series/wp |
| Commodity Data – Discontinued | /pub/time.series/wd |
| Special requests | /pub/special.requests/ppi |

Additional information

The PPI homepage (<https://www.bls.gov/ppi>) contains additional information regarding PPI data and methodology. The top section of the homepage provides PPI news releases, both current and archived, as well as general PPI information. The “PPI Tables” section found beneath the statistics section provides relative importance and seasonal factor tables. The remaining sections offer special notices and publications pertaining to PPI methodology and applications.

For questions or comments regarding PPI data classification, methodology, or data availability on the Internet, call or e-mail the Section of Index Analysis and Public Information at (202) 691-7705 or ppi-info@bls.gov.