

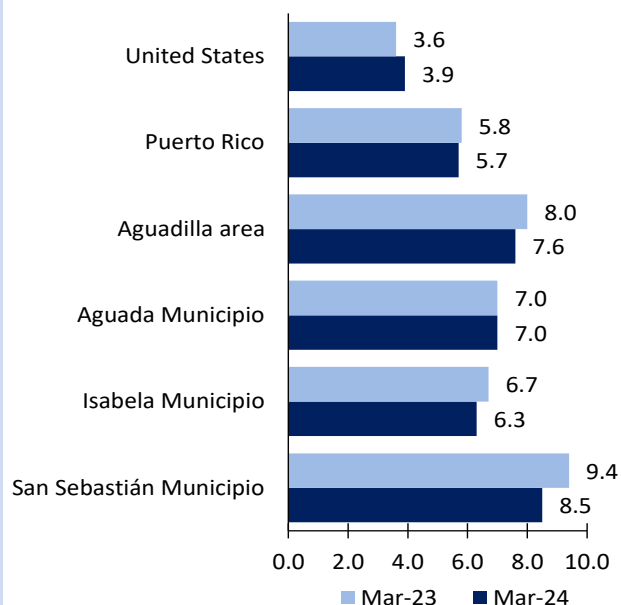
# Aguadilla Area Economic Summary

Updated May 06, 2024

This summary presents a sampling of economic information for the area; supplemental data are provided for regions and the nation. Subjects include **unemployment, employment, wages, prices, spending, and benefits**. All data are not seasonally adjusted and some may be subject to revision. Area definitions may differ by subject. For more area summaries and geographic definitions, see [www.bls.gov/regions/economic-summaries.htm](http://www.bls.gov/regions/economic-summaries.htm).

## Unemployment rates for the nation and selected areas

Unemployment rates

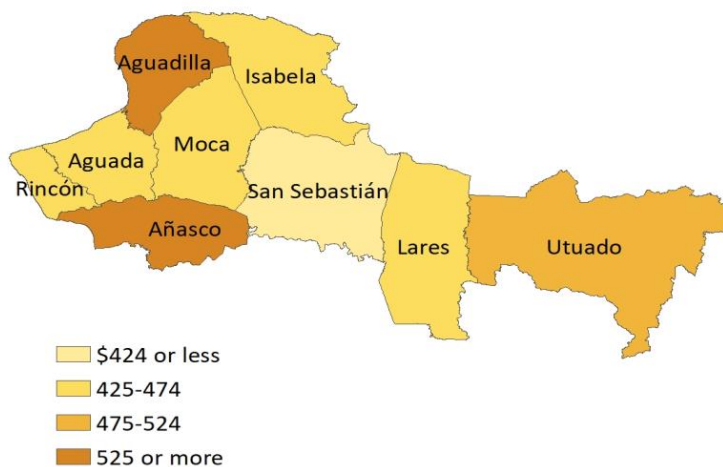


Source: U.S. BLS, Local Area Unemployment Statistics.

## Average weekly wages for all industries by county

Aguadilla area, third quarter 2023

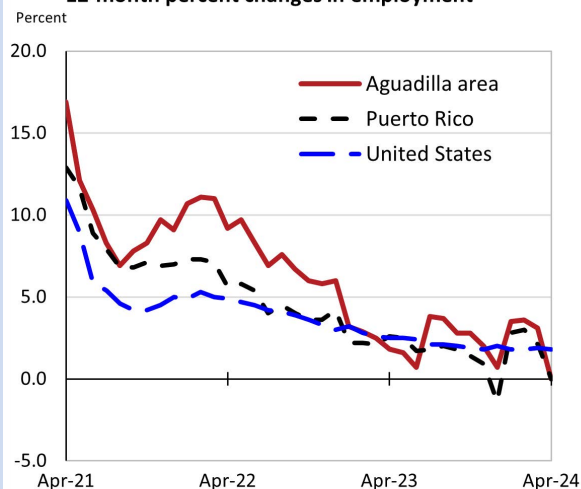
(U.S. = \$1,334; Area = \$551)



Source: U.S. BLS, Quarterly Census of Employment and Wages.

## Over-the-year changes in employment on nonfarm payrolls and employment by major industry sector

12-month percent changes in employment



Source: U.S. BLS, Current Employment Statistics.

Aguadilla area employment (number in thousands)	Mar. 2024	Change from Mar. 2023 to Mar. 2024	
		Number	Percent
Total nonfarm	59.9	1.8	3.1
Mining, logging, and construction	-	-	-
Manufacturing	8.5	0.1	1.2
Trade, transportation, and utilities	12.0	0.5	4.3
Information	-	-	-
Financial activities	1.7	0.0	0.0
Professional and business services	-	-	-
Education and health services	-	-	-
Leisure and hospitality	6.6	0.3	4.8
Other services	-	-	-
Government	14.6	0.4	2.8

Source: U.S. BLS, Current Employment Statistics.

