

PPI Detailed Report

Data for August 2023



U.S. Department of Labor

U.S. Bureau of Labor Statistics

A blue-tinted composite image. The background shows a large industrial machine with sparks flying from a welding point. In the foreground, a man and a woman are sitting at a desk, looking at a laptop and some papers. The overall scene represents the intersection of industry and labor statistics.

**Mining • Manufacturing • Services
Agriculture • Utilities • Construction**

PPI Detailed Report

Data for August 2023

Editors

Joseph Kowal
Gabriel Vera
Timothy Schermerhorn
Nachelle Jackson

Vol. 27, No. 8

Contents

	<i>Page</i>
Producer Price Indexes, August 2023	1
Charts	
Final demand	6
Processed goods for intermediate demand	7
Unprocessed goods for intermediate demand	8
Services for intermediate demand	9
Tables	
Producer Price Indexes	
1. Final demand – intermediate demand weights and percent changes, seasonally adjusted	10
2. Selected commodity groupings percent changes by final demand – intermediate demand category	16
3. Final demand – intermediate demand indexes, seasonally adjusted	26
4. Final demand – intermediate demand weights and percent changes, not seasonally adjusted	32
5. Final demand – intermediate demand indexes, not seasonally adjusted	38
6. Selected commodity and service groupings percent changes, not seasonally adjusted	44
7. Commodity and service groupings and individual items, percent changes, not seasonally adjusted	46
8. Commodity and service groupings and individual items, indexes and percent changes, seasonally adjusted	105
9. Commodity and service groupings and individual items indexes, not seasonally adjusted	129
10. Net output of selected industries and industry groups, indexes and percent changes.....	185
11. Net output of selected industries and their products indexes	187
12. Net output of selected industries and their products, percent changes	256
13. Special commodity groupings	329
14. Net inputs to industries, excluding capital investment, labor, and imports	331
Technical note	336

Producer Price Index Release Dates

The following is the schedule of release dates for Producer Price Index data in 2023. News releases are issued at 8:30 a.m. eastern time on each release date.

Reference Month	Release Date
December 2022	Jan. 18, 2023
January 2023	Feb. 16, 2023
February 2023	Mar. 15, 2023
March 2023	Apr. 13, 2023
April 2023	May 11, 2023
May 2023	Jun. 14, 2023
June 2023	Jul. 13, 2023
July 2023	Aug. 11, 2023
August 2023	Sep. 14, 2023
September 2023	Oct. 11, 2023
October 2023	Nov. 15, 2023
November 2023	Dec. 13, 2023

Producer Price Indexes – August 2023

The Producer Price Index for final demand increased 0.7 percent in August, seasonally adjusted, after rising 0.4 percent in July. (See table A.) The August advance is the largest increase in final demand prices since moving up 0.9 percent in June 2022. On an unadjusted basis, the index for final demand rose 1.6 percent for the 12 months ended in August.

In August, 80 percent of the rise in final demand prices is attributable to a 2.0-percent jump in the index for final demand goods. Prices for final demand services advanced 0.2 percent.

The index for final demand less foods, energy, and trade services increased 0.3 percent in August, the same as in July. For the 12 months ended in August, prices for final demand less foods, energy, and trade services rose 3.0 percent, the largest advance since moving up 3.4 percent for the 12 months ended in April.

Final Demand

Final demand goods: The index for final demand goods jumped 2.0 percent in August, the largest advance since increasing 2.1 percent in June 2022. The August rise is mostly attributable to prices for final demand energy, which surged 10.5 percent. The index for final demand goods less foods and energy edged up 0.1 percent. In contrast, prices for final demand foods declined 0.5 percent.

Product detail: Over 60 percent of the August rise in the index for final demand goods can be traced to prices for gasoline, which jumped 20.0 percent. The indexes for diesel fuel, jet fuel, home heating oil, beverages and beverage materials, and iron and steel scrap also moved higher. Conversely, prices for fresh and dry vegetables fell 11.5 percent. The indexes for residential electric power and for industrial chemicals also decreased. (See table 2.)

Final demand services: The index for final demand services rose 0.2 percent in August after increasing 0.5 percent in July. Leading the advance in August, prices for final demand services less trade, transportation, and warehousing moved up 0.3 percent. The index for final demand transportation and warehousing services jumped 1.4 percent. In contrast, margins for final demand trade services declined 0.3 percent. (Trade indexes measure changes in margins received by wholesalers and retailers.)

Product detail: A 1.1-percent increase in the index for residential real estate services (partial) was a major factor in the August rise in prices for final demand services. The indexes for truck transportation of freight; machinery, equipment, parts,

and supplies wholesaling; automotive fuels and lubricants retailing; services related to securities brokerage and dealing (partial); and residential real estate loans (partial) also moved higher. Conversely, margins for chemicals and allied products wholesaling fell 4.7 percent. The indexes for food wholesaling and for deposit services (partial) also decreased.

Intermediate Demand by Commodity Type

Within intermediate demand in August, prices for processed goods advanced 2.1 percent, the index for unprocessed goods rose 1.3 percent, and prices for services edged up 0.1 percent. (See tables B and C.)

Processed goods for intermediate demand: The index for processed goods for intermediate demand increased 2.1 percent in August, the largest advance since moving up 2.2 percent in May 2022. Leading the August rise, prices for processed energy goods jumped 12.1 percent. The index for processed foods and feeds increased 0.7 percent. In contrast, prices for processed materials less foods and energy declined 0.3 percent. For the 12 months ended in August, the index for processed goods for intermediate demand fell 4.3 percent.

Product detail: Over 70 percent of the August rise in prices for processed goods for intermediate demand can be traced to a 41.1-percent jump in the index for diesel fuel. Prices for gasoline; jet fuel; natural, processed, and imitation cheese; fats and oils; and for particleboard and fiberboard also advanced. Conversely, the index for industrial chemicals decreased 1.2 percent. Prices for thermoplastic resins and materials and for beef and veal also declined.

Unprocessed goods for intermediate demand: The index for unprocessed goods for intermediate demand moved up 1.3 percent in August after rising 2.4 percent in July. Leading the August increase, prices for unprocessed energy materials advanced 5.4 percent. The index for unprocessed nonfood materials less energy rose 0.8 percent. In contrast, prices for unprocessed foodstuffs and feedstuffs fell 2.3 percent. For the 12 months ended in August, the index for unprocessed goods for intermediate demand dropped 26.9 percent.

Product detail: A major factor in the advance in prices for unprocessed goods for intermediate demand was the index for crude petroleum, which rose 8.9 percent. Prices for iron and steel scrap, slaughter steers and heifers, slaughter chickens, slaughter sows, and raw cotton also increased. Conversely, the index for hay, hayseeds, and oilseeds fell 6.3 percent. Prices for natural gas and for corn also declined.

Chart 1. One-month percent changes in selected PPI final demand price indexes, seasonally adjusted

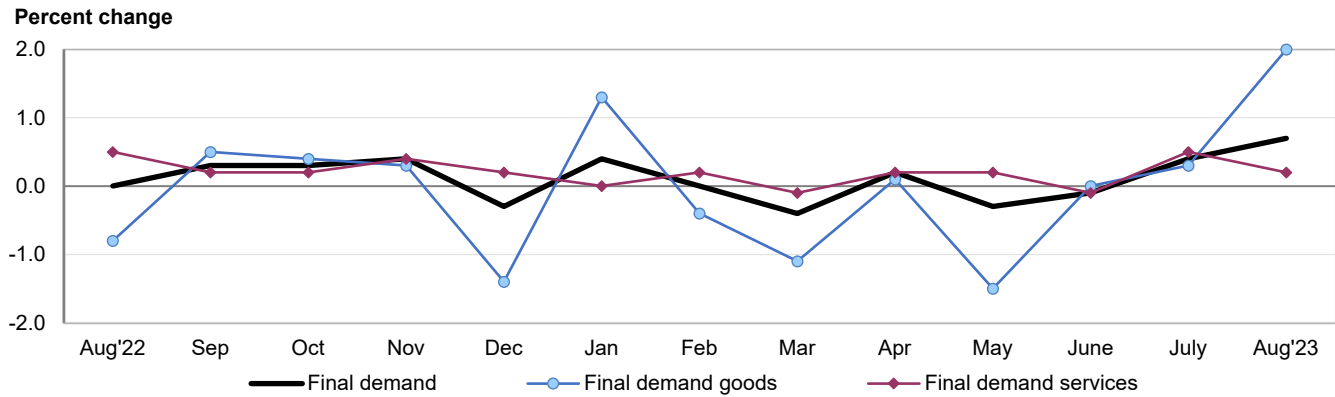


Chart 2. Twelve-month percent changes in selected PPI final demand price indexes, not seasonally adjusted

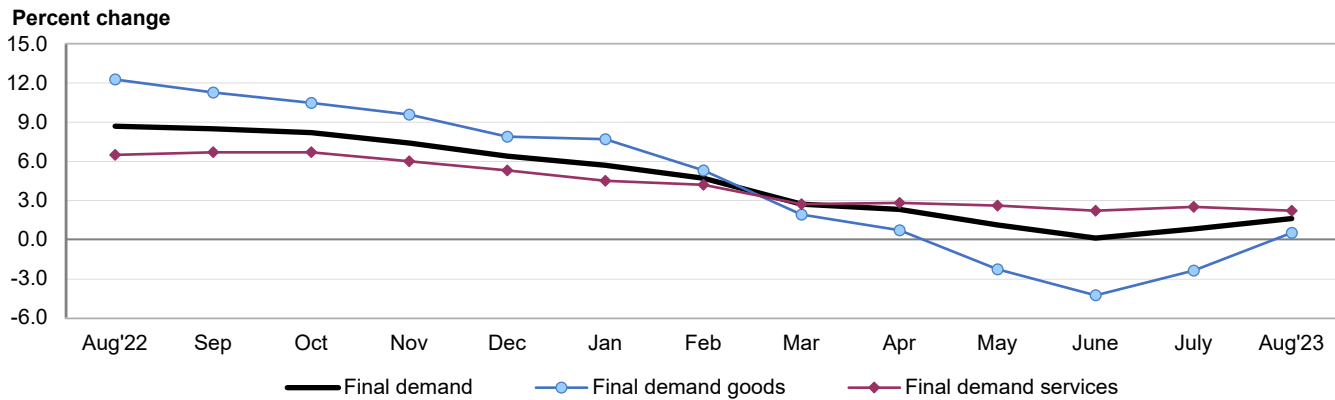


Table A. Monthly and 12-month percent changes in selected final demand price indexes, seasonally adjusted

Month	Total final demand	Final demand less foods, energy, and trade	Final demand goods				Final demand services				Change in final demand from 12 months ago (unadj.)	Change in final demand less foods, energy, and trade from 12 mo. ago (unadj.)
			Total	Foods	Energy	Less foods and energy	Total	Trade	Transportation and warehousing	Other		
2022												
Aug...	0.0	0.2	-0.8	-0.2	-4.4	0.2	0.5	1.0	-1.1	0.4	8.7	5.6
Sept...	0.3	0.3	0.5	1.5	1.0	0.0	0.2	-0.3	-0.2	0.5	8.5	5.6
Oct....	0.3	0.2	0.4	0.7	1.5	0.0	0.2	0.2	0.0	0.2	8.2	5.5
Nov....	0.4	0.4	0.3	3.3	-2.3	0.3	0.4	0.5	-0.4	0.5	7.4	4.9
Dec....	-0.3	0.2	-1.4	-0.9	-6.3	0.1	0.2	0.3	0.0	0.2	6.4	4.7
2023												
Jan.. .	0.4	0.5	1.3	-1.3	5.4	0.6	0.0	-0.8	-0.5	0.5	5.7	4.4
Feb...	0.0	0.3	-0.4	-2.3	-0.8	0.3	0.2	-0.2	-0.8	0.4	4.7	4.5
Mar...	-0.4	0.1	-1.1	0.2	-6.1	0.2	-0.1	-0.6	-0.7	0.2	2.7	3.7
Apr. ¹ ...	0.2	0.2	0.1	-0.4	0.7	0.1	0.2	0.4	-2.5	0.5	2.3	3.4
May ¹ ..	-0.3	0.0	-1.5	-1.0	-6.9	0.1	0.2	0.7	-0.5	0.0	1.1	2.9
June ¹ ..	-0.1	0.2	0.0	-0.2	0.7	-0.2	-0.1	-1.1	0.0	0.3	0.1	2.8
July ¹ ...	0.4	0.3	0.3	0.4	0.8	0.0	0.5	0.5	0.2	0.6	0.8	2.9
Aug....	0.7	0.3	2.0	-0.5	10.5	0.1	0.2	-0.3	1.4	0.3	1.6	3.0

¹ Some of the figures shown above and elsewhere in this release may differ from those previously reported because data for April 2023 through July 2023 have been revised to reflect the availability of late reports and corrections by respondents.

Table B. Monthly and 12-month percent changes in selected intermediate demand price indexes for goods by commodity type, seasonally adjusted

Month	Processed goods for intermediate demand					Unprocessed goods for intermediate demand				
	Total	Foods and feeds	Energy goods	Less foods and energy	Total, change from 12 months ago (unadj.)	Total	Food-stuffs and feed-stuffs	Energy materials	Nonfood materials less energy	Total, change from 12 months ago (unadj.)
2022										
Aug.....	-1.2	-0.2	-3.7	-0.6	14.3	4.8	-0.9	10.9	0.5	36.9
Sept.....	-0.1	-0.1	2.0	-0.8	12.9	-3.1	1.3	-6.6	-0.6	29.2
Oct.....	-0.2	-0.2	1.5	-0.8	10.1	-9.7	-0.7	-18.1	-4.1	9.3
Nov.....	-0.5	0.8	-1.9	-0.2	7.6	-3.1	0.0	-6.7	-0.7	3.5
Dec.....	-2.5	-0.6	-9.8	-0.4	4.8	1.5	-0.2	5.2	-1.7	10.7
2023										
Jan.....	1.1	0.2	4.9	0.1	3.9	-4.7	-5.8	-7.0	2.1	2.8
Feb.....	-0.4	-2.1	-1.6	0.2	2.1	-4.9	-1.0	-10.9	0.3	-10.4
Mar.....	-1.0	-0.2	-3.9	-0.2	-1.0	-4.7	-0.7	-11.1	-0.9	-16.8
Apr. ¹	-0.5	-1.1	-2.9	0.2	-3.4	1.1	-1.5	3.7	1.8	-20.3
May ¹	-1.5	-1.9	-7.0	0.0	-7.1	-5.3	-4.6	-8.0	-2.4	-28.3
June ¹	-0.5	-1.1	-0.6	-0.4	-9.3	-1.0	1.0	-2.7	-1.9	-32.2
July ¹	-0.3	1.3	-0.3	-0.6	-7.6	2.4	-0.8	9.9	-2.9	-24.1
Aug.....	2.1	0.7	12.1	-0.3	-4.3	1.3	-2.3	5.4	0.8	-26.9

¹ Some of the figures shown above and elsewhere in this release may differ from those previously reported because data for April 2023 through July 2023 have been revised to reflect the availability of late reports and corrections by respondents.

Services for intermediate demand: The index for services for intermediate demand edged up 0.1 percent in August after rising 0.5 percent in July. The August advance is attributable to a 0.3-percent increase in prices for services less trade, transportation, and warehousing for intermediate demand. In contrast, the indexes for trade services for intermediate demand and for transportation and warehousing services for intermediate demand declined 0.3 percent and 0.2 percent, respectively. For the 12 months ended in August, prices for services for intermediate demand moved up 4.2 percent.

Product detail: Leading the August increase in the index for services for intermediate demand, prices for nonresidential real estate services advanced 2.9 percent. The indexes for transportation of freight and mail; services related to securities brokerage and dealing (partial); machinery and equipment parts and supplies wholesaling; and hardware, building materials, and supplies retailing also rose. Conversely, margins for chemicals and allied products wholesaling fell 4.7 percent. The indexes for arrangement of freight and cargo transportation, television advertising time sales, and business loans (partial) also declined.

Table C. Monthly and 12-month percent changes in selected intermediate demand price indexes for services by commodity type, seasonally adjusted

Month	Services for intermediate demand				
	Total	Trade	Transportation and warehousing	Other	Total, change from 12 months ago (unadj.)
2022					
Aug.....	0.6	-0.9	-0.3	1.3	6.0
Sept.....	0.5	0.1	-0.4	0.8	6.2
Oct.....	0.4	0.0	0.6	0.5	6.7
Nov.....	0.8	0.9	-1.3	1.2	6.9
Dec.....	0.0	-1.3	0.0	0.4	6.0
2023					
Jan.....	1.0	0.8	0.5	1.1	6.3
Feb.....	0.3	-0.7	0.0	0.7	6.2
Mar.....	-0.3	0.9	-1.0	-0.5	4.5
Apr. ¹	0.7	0.8	-1.1	1.0	4.4
May ¹	0.1	-0.4	-0.4	0.4	3.9
June ¹	0.0	-0.8	0.0	0.2	4.2
July ¹	0.5	1.4	0.6	0.2	4.5
Aug.....	0.1	-0.3	-0.2	0.3	4.2

¹ Some of the figures shown above and elsewhere in this release may differ from those previously reported because data for April 2023 through July 2023 have been revised to reflect the availability of late reports and corrections by respondents.

Intermediate Demand by Production Flow

Stage 4 intermediate demand: Prices for stage 4 intermediate demand rose 0.6 percent in August, the largest advance since moving up 1.0 percent in January. In August, the index for total goods inputs to stage 4 intermediate demand increased 0.6 percent, and prices for total services inputs climbed 0.5 percent. (See table D.) Advances in the indexes for diesel fuel, nonresidential real estate services, gasoline, machinery and equipment parts and supplies wholesaling, services related to securities brokerage and dealing (partial), and transportation of freight and mail outweighed declines in the indexes for chemicals and allied products wholesaling; business loans (partial); and hay, hayseeds, and oilseeds. For the 12 months ended in August, prices for stage 4 intermediate demand increased 2.3 percent, the largest 12-month rise since moving up 2.7 percent in April.

Stage 3 intermediate demand: The index for stage 3 intermediate demand increased 0.9 percent in August, the largest advance since rising 1.7 percent in May 2022. In August, prices for total goods inputs to stage 3 intermediate demand jumped 2.5 percent. Conversely, the index for total services inputs fell 0.5 percent. Advancing prices for diesel fuel, jet fuel, gasoline, transportation of freight and mail, nonresidential real estate services, and slaughter steers and heifers outweighed decreases in the indexes for television advertising time sales, arrangement of freight and cargo transportation, and raw milk. For the 12 months ended in August, prices for stage 3 intermediate demand moved down 4.5 percent.

Stage 2 intermediate demand: The index for stage 2 intermediate demand rose 0.7 percent in August after advancing 1.7 percent in July. In August, prices for total goods inputs to stage 2 intermediate demand increased 2.2 percent. In contrast, the index for total services inputs fell 0.4 percent. Advances in the indexes for crude petroleum, iron and steel scrap, diesel fuel, liquefied petroleum gas, automotive fuels and lubricants retailing, and machinery and equipment parts and supplies wholesaling outweighed decreasing prices for arrangement of freight and cargo transportation, natural gas, and business loans (partial). For the 12 months ended in August, the index for stage 2 intermediate demand dropped 10.1 percent.

Stage 1 intermediate demand: The index for stage 1 intermediate demand increased 1.6 percent in August, the largest advance since moving up 1.6 percent in April 2022. In August, prices for total goods inputs to stage 1 intermediate demand rose 2.5 percent, and prices for total services inputs climbed 0.6 percent. Increases in the indexes for diesel fuel; nonresidential real estate services; gasoline; services related to securities brokerage and dealing (partial); transportation of freight and mail; and hardware, building materials, and supplies retailing outweighed decreases in the indexes for chemicals and allied products wholesaling; metals, minerals, and ores wholesaling; and industrial chemicals. For the 12 months ended in August, prices for stage 1 intermediate demand declined 1.0 percent.

Table D. Monthly percent changes in selected intermediate demand price indexes by production flow, seasonally adjusted

Month	Stage 4 intermediate demand			Stage 3 intermediate demand			Stage 2 intermediate demand			Stage 1 intermediate demand		
	Total	Goods inputs	Ser-vices inputs	Total	Goods inputs	Ser-vices inputs	Total	Goods inputs	Ser-vices inputs	Total	Goods inputs	Ser-vices inputs
2022												
Aug.....	0.3	0.0	0.6	-1.3	-2.6	0.1	3.0	4.8	1.2	-0.4	-1.2	0.5
Sept.....	0.4	0.1	0.7	0.0	-0.1	0.1	-1.9	-4.0	0.3	0.3	0.3	0.2
Oct.....	0.1	-0.1	0.2	-0.1	-0.6	0.5	-4.7	-9.8	0.8	0.1	-0.2	0.4
Nov.....	0.4	-0.2	1.0	-0.4	-1.1	0.3	-1.0	-2.9	0.8	0.1	-0.6	0.9
Dec.....	-0.4	-0.7	0.0	-2.0	-3.8	0.0	1.0	1.5	0.6	-1.8	-3.0	-0.4
2023												
Jan.....	1.0	0.8	1.2	0.2	-0.5	0.9	-0.9	-2.9	0.9	0.7	0.8	0.7
Feb.....	0.0	-0.1	0.2	-0.2	-0.6	0.1	-1.4	-4.6	1.2	-0.3	-0.4	-0.2
Mar.....	-0.3	-0.5	-0.1	-0.7	-1.1	-0.4	-2.5	-4.9	-0.7	-0.4	-1.0	0.2
Apr. ¹	0.3	-0.2	0.7	-0.2	-1.2	0.7	0.9	1.2	0.7	-0.1	-0.7	0.5
May ¹	-0.2	-0.5	0.2	-1.4	-2.9	-0.1	-1.4	-4.0	0.6	-1.0	-1.7	-0.2
June ¹	-0.1	0.0	-0.1	-0.2	-0.2	-0.2	-1.0	-2.2	-0.2	-0.2	-0.7	0.2
July ¹	0.4	-0.1	0.8	-0.5	-1.5	0.3	1.7	4.0	0.1	0.1	-0.8	0.8
Aug.....	0.6	0.6	0.5	0.9	2.5	-0.5	0.7	2.2	-0.4	1.6	2.5	0.6

¹ Some of the figures shown above and elsewhere in this release may differ from those previously reported because data for April 2023 through July 2023 have been revised to reflect the availability of late reports and corrections by respondents.

Chart 1. The Final Demand Index and its component indexes, January 2019 through August 2023, 12-month percentage changes

Percent change

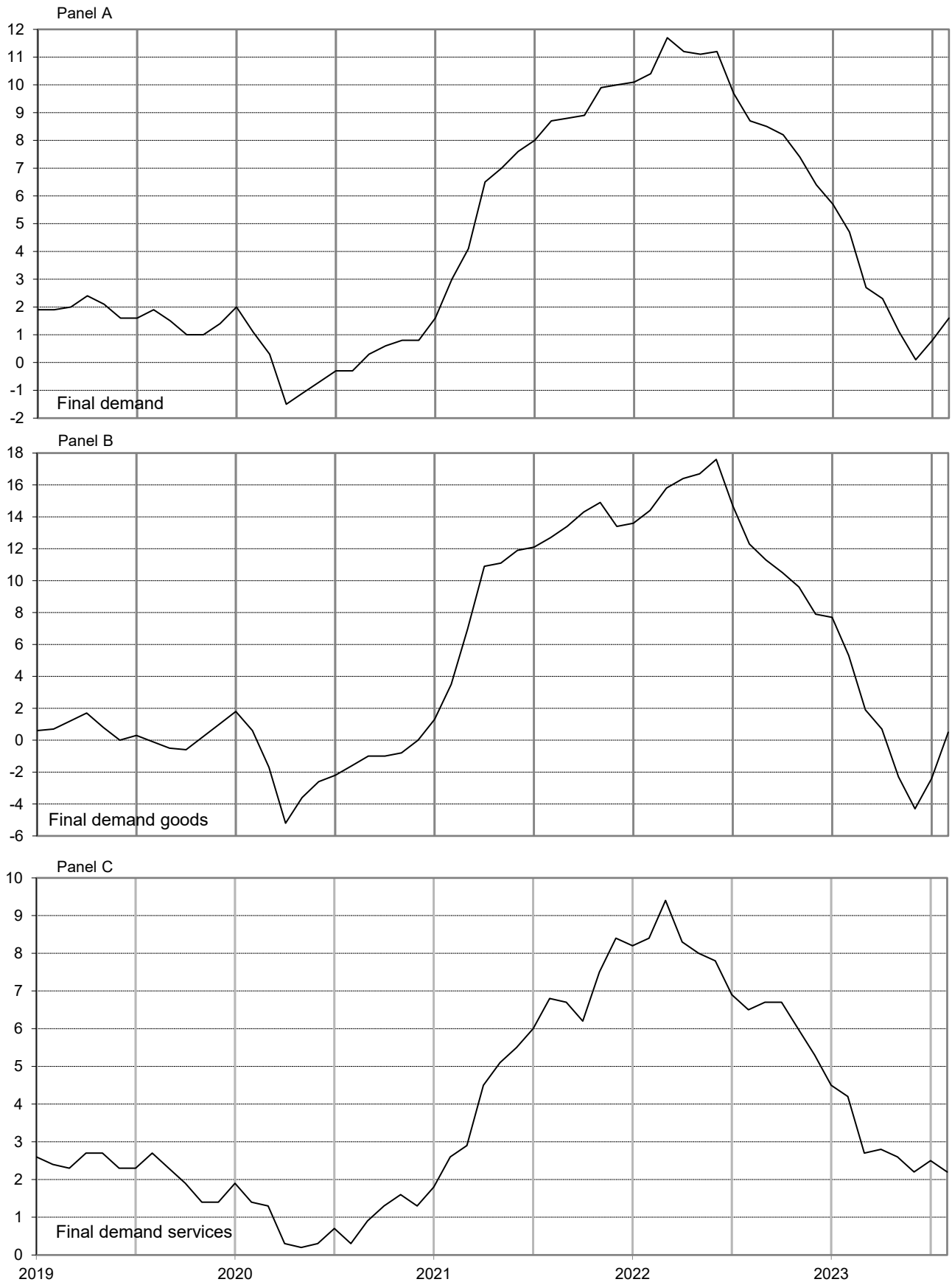


Chart 2. The Processed Goods for Intermediate Demand Index and its component indexes, January 2019 through August 2023, 12-month percentage changes

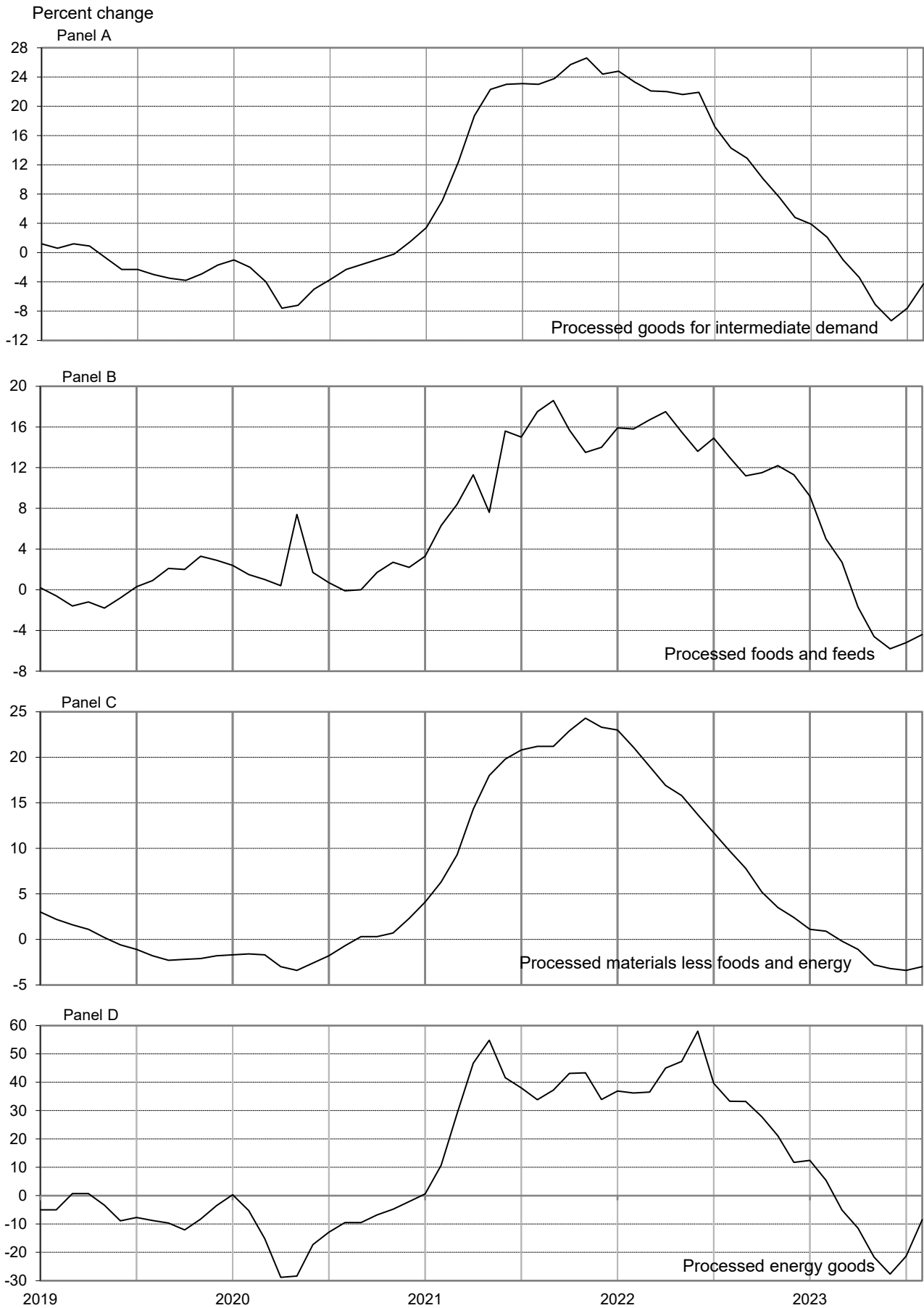


Chart 3. The Unprocessed Goods for Intermediate Demand Index and its component indexes, January 2019 through August 2023, 12-month percentage changes

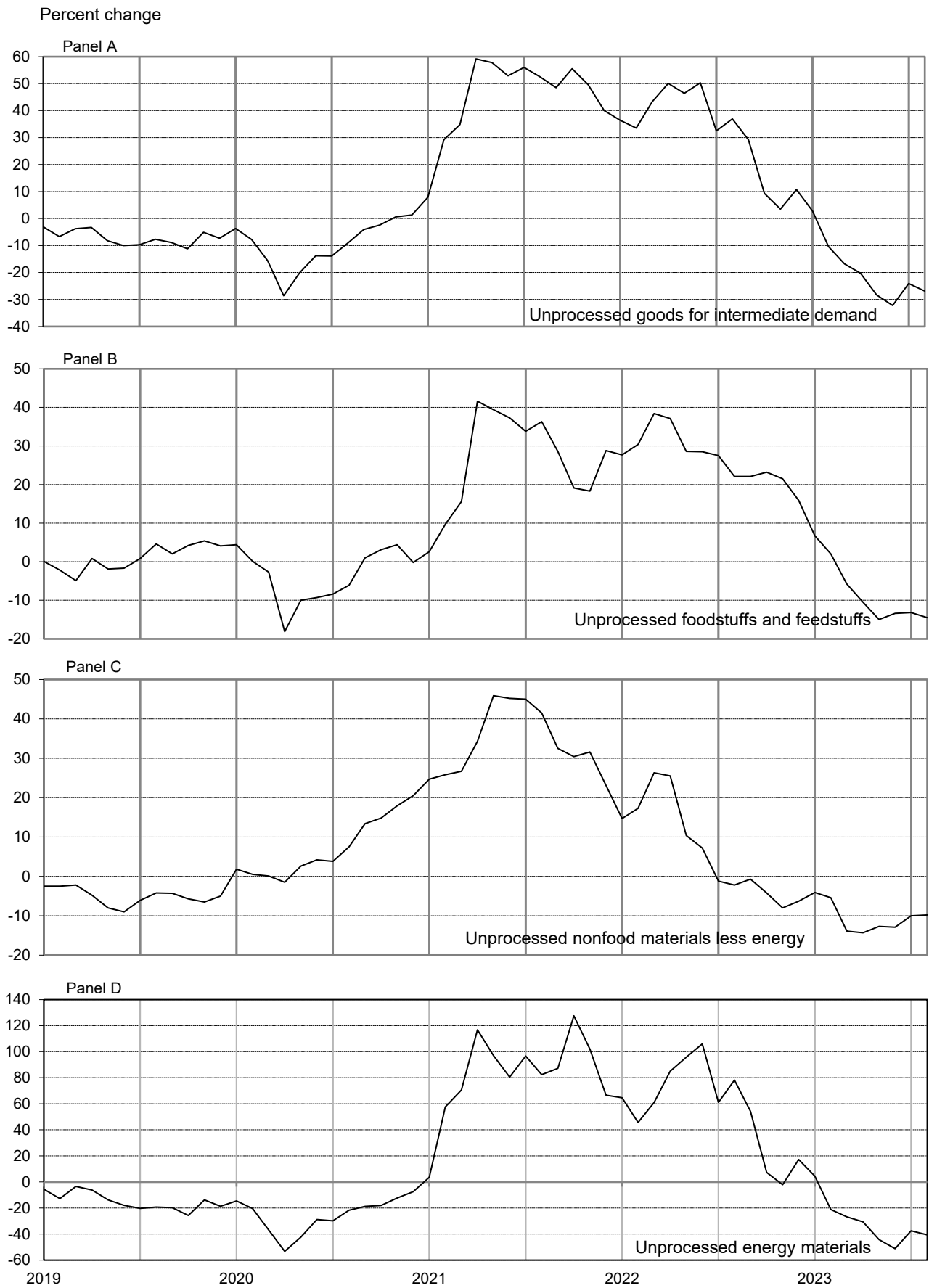
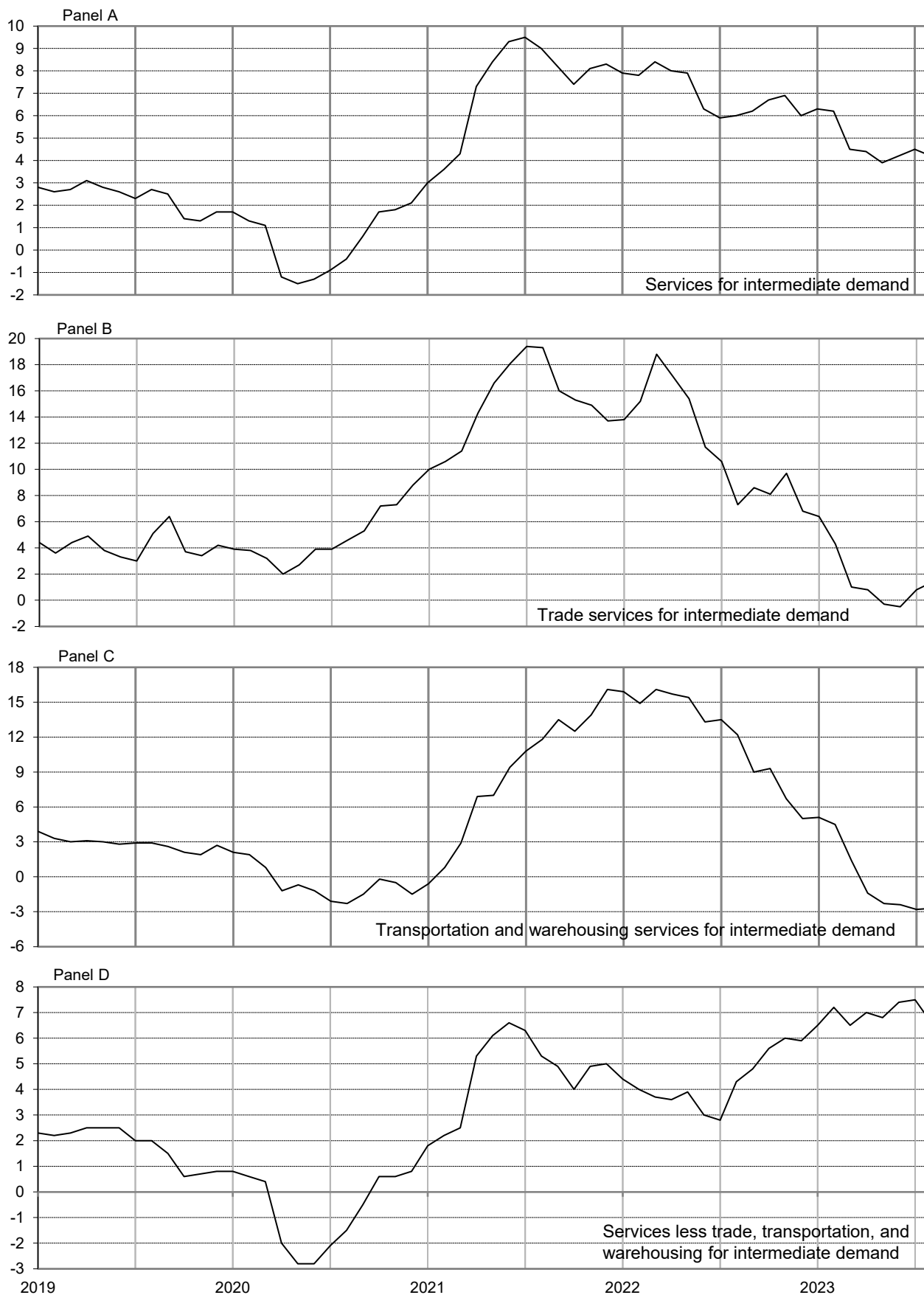


Chart 4. The Services for Intermediate Demand Index and its component indexes, January 2019 through August 2023, 12-month percentage changes

Percent change



Source: U.S. Bureau of Labor Statistics, Producer Price Index Program

Table 1. Producer price index percentage changes and weights for Final Demand-Intermediate Demand groupings, seasonally adjusted
[August 2023]

Grouping	Commodity code		Relative Importance Dec. 2022 ¹	Unadjusted 12-month percent change ² Aug. 2022 to Aug. 2023 ^P	Seasonally adjusted 1-month percent change ²				
	Group code	Item code			Mar. to Apr.	Apr. to May ^P	May to June ^P	June to July ^P	July to Aug. ^P
Final Demand									
Final demand.....	FD	4	100.000	1.6	0.2	-0.3	-0.1	0.4	0.7
Final demand goods.....	FD	41	30.653	0.5	0.1	-1.5	0.0	0.3	2.0
Final demand foods.....	FD	411	5.940	-0.7	-0.4	-1.0	-0.2	0.4	-0.5
Finished consumer foods ³	FD	4111	4.511	0.6	-0.5	-1.0	0.2	0.1	-0.3
Finished consumer foods, crude.....	FD	41113	0.606	-12.8	2.1	-16.3	2.1	-1.8	-5.7
Finished consumer foods, processed.....	FD	41112	3.905	1.4	-0.8	0.7	0.0	0.3	0.2
Government purchased foods.....	FD	4112	0.406	0.4	-1.0	0.3	-0.3	1.5	0.0
Foods for export.....	FD	4113	1.023	-7.1	0.2	-1.8	-1.8	1.5	-1.6
Final demand energy.....	FD	412	5.853	-2.8	0.7	-6.9	0.7	0.8	10.5
Finished consumer energy goods ³	FD	4121	4.451	0.1	2.3	-6.7	1.2	0.8	9.1
Government purchased energy.....	FD	4122	0.942	-9.8	-4.5	-8.0	-0.6	0.2	16.1
Energy for export.....	FD	4123	0.460	-17.4	-5.7	-7.7	-1.6	2.0	15.0
Final demand goods less foods and energy.....	FD	413	18.859	1.8	0.1	0.1	-0.2	0.0	0.1
Finished goods less foods and energy ³	FD	4131	10.768	3.6	0.1	0.3	0.0	0.2	0.2
Finished consumer goods less foods and energy.....	FD	41311	5.731	3.4	0.0	0.3	0.0	0.2	0.3
Nondurable consumer goods less foods and energy.....	FD	413111	3.441	4.3	0.1	0.4	0.0	0.3	0.3
Durable consumer goods.....	FD	413112	2.290	2.1	-0.1	0.1	-0.1	0.1	0.2
Private capital equipment.....	FD	41312	5.037	3.8	0.1	0.4	0.1	0.3	0.1
Private capital equipment for manufacturing industries.....	FD	413121	1.222	4.7	0.1	0.6	0.2	0.2	0.2
Private capital equipment for nonmanufacturing industries.....	FD	413122	3.815	3.6	0.1	0.3	0.1	0.3	0.1
Government purchased goods, excluding foods and energy.....	FD	4132	1.967	0.5	0.0	-0.1	-0.2	0.0	0.1
Government purchased goods excluding foods, energy, and capital equipment.....	FD	41321	1.160	-0.6	0.0	-0.2	-0.4	-0.2	0.0
Government purchased capital equipment.....	FD	41322	0.807	2.1	0.0	0.1	0.1	0.4	0.2
Goods for export, excluding foods and energy.....	FD	4133	6.124	-0.8	0.4	-0.2	-0.6	-0.3	0.0
Final demand services.....	FD	42	66.677	2.2	0.2	0.2	-0.1	0.5	0.2
Final demand trade services ⁴	FD	423	19.700	-0.7	0.4	0.7	-1.1	0.5	-0.3
Trade of finished goods ³	FD	4231	17.049	-1.0	0.3	0.8	-0.9	0.3	-0.3
Trade of personal consumption goods.....	FD	42311	13.855	-0.7	0.3	0.8	-0.4	0.1	-0.4
Trade of private capital equipment.....	FD	42312	3.194	-2.8	0.1	0.4	-3.4	1.0	0.1
Trade of government purchased goods.....	FD	4232	0.750	1.8	1.4	0.3	-2.0	2.1	-0.2
Trade of government purchased goods, excluding capital equipment.....	FD	42321	0.457	3.5	1.9	0.0	-0.4	2.5	-0.5
Trade of government purchased capital equipment.....	FD	42322	0.293	-1.0	0.5	0.8	-4.5	1.4	0.2
Trade of exports.....	FD	4233	1.901	1.1	0.8	0.1	-2.5	2.1	-0.4
Final demand transportation and warehousing services.....	FD	422	5.213	-4.1	-2.5	-0.5	0.0	0.2	1.4
Transportation of passengers for final demand.....	FD	4221	1.275	4.0	-3.1	-1.0	2.0	1.6	1.3
Transportation of private passengers.....	FD	42211	0.860	3.9	-3.1	-1.0	2.0	1.6	1.3
Transportation of government passengers.....	FD	42212	0.103	3.9	-3.1	-1.0	2.0	1.6	1.2
Transportation of passengers for export.....	FD	42213	0.312	4.0	-3.1	-1.0	2.0	1.6	1.3
Transportation and warehousing of goods for final demand.....	FD	4222	3.938	-6.7	-2.2	-0.3	-0.7	-0.4	1.4
Transportation and warehousing of finished goods ³	FD	42221	2.567	-7.4	-2.4	-0.4	-0.7	-0.4	1.4
Transportation and warehousing of personal consumption goods.....	FD	422211	2.063	-7.1	-2.4	-0.4	-0.7	-0.4	1.4
Transportation and warehousing of private capital equipment.....	FD	422212	0.504	-8.5	-2.6	-0.4	-0.7	-0.7	1.5
Transportation and warehousing of government purchased goods.....	FD	42222	0.233	-5.0	-2.0	-0.5	-0.7	0.1	1.0
Transportation and warehousing of exports.....	FD	42223	1.138	-5.4	-1.9	-0.3	-0.6	-0.3	1.5
Final demand services less trade, transportation, and warehousing.....	FD	421	41.763	4.4	0.5	0.0	0.3	0.6	0.3
Finished services less trade, transportation, and warehousing ³	FD	4211	36.505	4.1	0.5	0.0	0.3	0.6	0.3
Finished consumer services less trade, transportation, and warehousing.....	FD	42111	32.158	4.1	0.5	-0.1	0.3	0.6	0.2
Private capital investment services less trade, transportation, and warehousing.....	FD	42112	4.347	4.0	0.1	0.5	0.4	0.2	0.9
Government purchased services less trade, transportation, and warehousing.....	FD	4212	2.674	4.4	0.6	0.1	0.4	0.6	0.6
Gov. purchased services less trade, transportation, and warehousing, excl. capital investment.....	FD	42121	2.515	4.5	0.7	0.0	0.4	0.6	0.5
Government purchased capital investment services less trade, transportation, and warehousing.....	FD	42122	0.159	3.0	-0.4	0.5	0.4	0.1	0.9
Services for export less trade, transportation, and warehousing.....	FD	4213	2.584	9.0	0.8	0.5	0.5	0.6	0.6
Final demand construction.....	FD	43	2.670	3.9	-0.2	0.1	0.0	-1.2	0.2
Construction for private capital investment.....	FD	431	1.856	3.9	-0.1	0.1	0.1	-1.3	0.2
Construction for government.....	FD	432	0.814	3.9	-0.2	0.1	0.0	-1.0	0.1
Special Groupings of Final Demand									
Final demand less exports.....	FD	49101	86.458	1.9	0.2	-0.3	0.0	0.4	0.8
Final demand less government.....	FD	49102	92.111	1.7	0.2	-0.3	-0.1	0.4	0.6

See footnotes at end of table.

Table 1. Producer price index percentage changes and weights for Final Demand-Intermediate Demand groupings, seasonally adjusted — Continued
[August 2023]

Grouping	Commodity code		Relative Importance Dec. 2022 ¹	Unadjusted 12-month percent change ² Aug. 2022 to Aug. 2023 ^P	Seasonally adjusted 1-month percent change ²				
	Group code	Item code			Mar. to Apr.	Apr. to May ^P	May to June ^P	June to July ^P	July to Aug. ^P
Final demand less foods, food and nonalcoholic beverages for immediate consumption, and energy ⁵	FD	49103	87.791	2.1	0.2	0.1	-0.2	0.4	0.1
Final demand less foods and energy ⁵	FD	49104	88.207	2.2	0.2	0.2	-0.1	0.4	0.2
Final demand less foods and food and nonalcoholic beverages for immediate consumption ⁵	FD	49105	93.644	1.6	0.2	-0.3	-0.1	0.4	0.8
Final demand less foods ⁵	FD	49106	94.060	1.8	0.2	-0.3	-0.1	0.4	0.8
Final demand less energy.....	FD	49107	94.147	2.0	0.2	0.1	-0.1	0.4	0.1
Final demand less trade services.....	FD	49108	80.300	2.2	0.2	-0.6	0.2	0.4	1.0
Final demand less distributive services ⁶	FD	49109	76.362	2.6	0.3	-0.6	0.2	0.4	1.0
Final demand goods less energy.....	FD	49111	24.799	1.2	0.0	-0.1	-0.2	0.1	0.0
Final demand goods less foods.....	FD	49112	24.712	0.8	0.3	-1.6	0.0	0.2	2.5
Final demand services less trade services.....	FD	49113	46.976	3.5	0.2	0.0	0.3	0.5	0.4
Final demand distributive services ⁶	FD	49114	23.638	-1.7	0.0	0.5	-1.0	0.4	-0.1
Final demand goods plus final demand distributive services ⁶	FD	49115	54.290	-0.5	0.1	-0.6	-0.5	0.3	1.1
Final demand less foods, energy, and trade services ⁵	FD	49116	68.507	3.0	0.2	0.0	0.2	0.3	0.3
Private and government purchased capital equipment.....	FD	49117	5.844	3.6	0.1	0.3	0.1	0.3	0.2
Private and government purchased capital investment services.....	FD	49118	8.497	0.7	0.0	0.4	-1.2	0.5	0.6
Total private and government purchased capital investment.....	FD	49119	14.341	2.1	0.0	0.3	-0.6	0.2	0.4
Total finished ³	FD	49201	78.567	2.0	0.3	-0.3	0.0	0.4	0.7
Total finished less foods, food and nonalcoholic beverages for immediate consumption, and energy ^{3, 5}	FD	49202	69.193	2.3	0.2	0.2	0.0	0.4	0.2
Total finished less foods and energy ^{3, 5}	FD	49203	69.605	2.3	0.2	0.2	0.0	0.4	0.2
Total finished less foods and food and nonalcoholic beverages for immediate consumption ^{3, 5}	FD	49204	73.644	2.1	0.3	-0.2	0.0	0.4	0.7
Total finished less foods ^{3, 5}	FD	49205	74.056	2.1	0.3	-0.2	0.0	0.4	0.7
Total finished less energy ³	FD	49206	74.116	2.2	0.2	0.1	0.0	0.4	0.1
Finished goods ³	FD	49207	19.730	2.2	0.5	-1.6	0.3	0.3	2.1
Finished goods less energy ³	FD	49208	15.279	2.7	-0.1	0.0	0.1	0.2	0.1
Finished goods, excluding foods ^{3, 5}	FD	49209	15.219	2.7	0.7	-1.8	0.4	0.4	2.8
Finished services ³	FD	49210	56.981	2.0	0.2	0.2	-0.1	0.5	0.2
Private capital investment services.....	FD	49211	8.045	0.6	-0.1	0.4	-1.1	0.5	0.6
Finished distributive services ^{3, 6}	FD	49212	19.616	-1.9	-0.1	0.6	-0.9	0.2	-0.1
Finished services less trade services ³	FD	49213	39.932	3.4	0.2	-0.1	0.3	0.5	0.4
Finished services less distributive services ^{3, 6}	FD	49214	37.365	4.1	0.4	-0.1	0.4	0.6	0.3
Total private capital investment (goods, services, and construction).....	FD	49215	14.938	2.1	0.0	0.4	-0.6	0.2	0.4
Finished goods plus finished distributive services ^{3, 6}	FD	49216	39.346	0.1	0.2	-0.5	-0.3	0.3	1.0
Total exports.....	FD	49301	13.542	-0.1	0.0	-0.4	-0.7	0.5	0.5
Goods for export.....	FD	49302	7.607	-2.7	0.0	-0.8	-0.8	0.0	0.6
Services for export.....	FD	49303	5.935	3.4	0.1	0.2	-0.6	1.0	0.5
Total government purchases.....	FD	49401	7.889	0.7	-0.4	-0.9	-0.2	0.4	1.9
Government purchased goods.....	FD	49402	3.315	-2.4	-1.4	-2.2	-0.3	0.2	4.2
Government purchased services.....	FD	49403	3.760	3.3	0.5	0.0	-0.1	0.9	0.4
Total government purchased capital investment (goods, services, construction).....	FD	49404	2.073	2.4	0.0	0.2	-0.5	-0.1	0.2
Government purchases, defense.....	FD	49405	2.344	0.0	-1.1	-1.0	-0.1	0.8	2.4
Government purchases, non-defense.....	FD	49406	5.545	0.8	0.0	-0.8	-0.2	0.3	1.7
Personal consumption.....	FD	49501	63.629	2.0	0.4	-0.4	0.2	0.4	0.7
Personal consumption goods (finished consumer goods).....	FD	49502	14.693	1.6	0.6	-2.3	0.4	0.4	2.8
Personal consumption goods less energy.....	FD	49503	10.242	2.1	-0.2	-0.3	0.1	0.2	0.0
Personal consumption goods less foods.....	FD	49504	10.182	2.1	1.0	-2.9	0.5	0.5	4.1
Personal consumption nondurable goods less foods.....	FD	49508	7.892	2.2	1.4	-3.7	0.7	0.6	5.2
Personal consumption services.....	FD	49505	48.936	2.3	0.3	0.1	0.1	0.5	0.1
Personal consumption less trade services.....	FD	49506	49.774	2.8	0.4	-0.8	0.3	0.5	1.0
Personal consumption less distributive services ⁶	FD	49507	47.711	3.2	0.5	-0.8	0.4	0.5	1.0
Personal consumption less foods and energy.....	FD	49510	54.667	2.4	0.3	0.2	0.1	0.4	0.1
Personal consumption less foods, energy, and trade services ⁴	FD	49511	40.812	3.5	0.2	-0.1	0.2	0.5	0.3
Personal consumption less foods, energy, and distributive services ⁶	FD	49512	38.749	4.0	0.4	-0.1	0.3	0.6	0.2
Personal consumption goods plus personal consumption distributive services ⁶	FD	49509	30.611	0.0	0.3	-0.8	0.0	0.2	1.3
Intermediate Demand by Commodity Type									
Processed goods									
Processed goods for intermediate demand.....	ID6	1	100.000	-4.3	-0.5	-1.5	-0.5	-0.3	2.1
Materials and components for manufacturing.....	ID6	11	42.908	-5.2	0.3	-0.2	-0.7	-0.9	-0.3
Materials for manufacturing.....	ID6	111	26.996	-9.0	0.3	-0.2	-1.1	-1.4	-0.4
Materials for food manufacturing.....	ID6	1111	4.432	-5.1	-1.1	-2.0	-1.6	0.7	0.8
Materials for nondurable manufacturing.....	ID6	1112	12.302	-11.3	-0.2	-1.5	-1.6	-1.8	-0.7
Materials for durable manufacturing.....	ID6	1113	10.262	-7.7	1.3	1.9	-0.3	-1.9	-0.5
Components for manufacturing.....	ID6	112	15.912	2.0	0.3	0.0	0.0	0.1	0.0

See footnotes at end of table.

Table 1. Producer price index percentage changes and weights for Final Demand-Intermediate Demand groupings, seasonally adjusted — Continued
[August 2023]

Grouping	Commodity code		Relative Importance Dec. 2022 ¹	Unadjusted 12-month percent change ² Aug. 2022 to Aug. 2023 ^P	Seasonally adjusted 1-month percent change ²				
	Group code	Item code			Mar. to Apr.	Apr. to May ^P	May to June ^P	June to July ^P	July to Aug. ^P
Components for nondurable manufacturing.....	ID6	1121	0.793	-2.4	0.4	-0.2	-0.5	-0.5	-0.3
Components for durable manufacturing.....	ID6	1122	15.119	2.2	0.3	0.0	0.0	0.1	0.0
Materials and components for construction.....	ID6	12	10.348	-0.4	0.1	0.0	-0.1	0.3	0.0
Materials for construction.....	ID6	121	4.574	-1.4	0.1	0.2	0.0	0.4	-0.1
Components for construction.....	ID6	122	5.774	0.3	0.0	-0.2	-0.2	0.1	0.0
Processed fuels and lubricants for intermediate demand.....	ID6	13	19.830	-8.5	-2.9	-7.0	-0.6	-0.3	12.1
Processed fuels and lubricants to manufacturing industries.....	ID6	131	5.016	-11.1	-4.8	-4.5	0.0	-1.0	6.7
Processed fuels and lubricants to nonmanufacturing industries.....	ID6	132	14.814	-7.7	-2.3	-7.8	-0.8	0.0	13.9
Containers for intermediate demand.....	ID6	14	3.107	-2.0	-0.2	0.3	-0.5	-0.2	-0.7
Supplies for intermediate demand.....	ID6	15	23.807	-0.8	-0.2	-0.4	-0.3	0.2	0.0
Supplies to manufacturing industries.....	ID6	151	3.173	-1.3	0.0	-0.1	-0.2	-0.2	-0.3
Supplies to nonmanufacturing industries.....	ID6	152	20.634	-0.7	-0.3	-0.4	-0.3	0.3	0.1
Supplies to nonmanufacturing industries, feeds.....	ID6	1521	2.363	-6.3	-1.5	-2.9	-0.9	3.0	0.7
Supplies to nonmanufacturing industries, other than feeds.....	ID6	1522	18.271	0.0	-0.1	-0.1	-0.2	0.0	0.0
Unprocessed goods									
Unprocessed goods for intermediate demand.....	ID6	2	100.000	-26.9	1.1	-5.3	-1.0	2.4	1.3
Unprocessed foodstuffs and feedstuffs.....	ID6	21	36.058	-14.5	-1.5	-4.6	1.0	-0.8	-2.3
Unprocessed nonfood materials.....	ID6	22	63.942	-32.2	2.8	-5.7	-2.3	4.6	3.6
Unprocessed nonfood materials except fuel.....	ID6	221	45.514	-10.3	6.5	-6.2	-3.0	3.0	5.0
Unprocessed nonfood materials except fuel to manufacturing industries.....	ID6	2211	43.610	-11.1	6.8	-6.5	-3.2	3.1	5.3
Unprocessed nonfood materials except fuel to nonmanufacturing industries.....	ID6	2212	1.904	8.5	0.1	0.0	0.8	0.2	0.7
Unprocessed fuel.....	ID6	222	18.428	-69.6	-15.3	-2.3	1.7	13.7	-3.9
Unprocessed fuel to manufacturing industries.....	ID6	2221	0.982	-32.7	-1.9	-2.8	1.0	5.4	-0.1
Unprocessed fuel to nonmanufacturing industries.....	ID6	2222	17.446	-71.4	-16.6	-2.3	1.8	14.7	-4.3
Services									
Services for intermediate demand.....	ID6	3	100.000	4.2	0.7	0.1	0.0	0.5	0.1
Trade services for intermediate demand ⁴	ID6	33	18.127	1.4	0.8	-0.4	-0.8	1.4	-0.3
Trade services for manufacturing industries.....	ID6	331	8.929	1.6	0.7	-0.8	-1.6	1.1	-0.5
Trade services for nonmanufacturing industries.....	ID6	332	9.198	1.3	1.0	0.0	-0.1	1.7	0.0
Transportation and warehousing services for intermediate demand.....	ID6	32	14.516	-2.7	-1.1	-0.4	0.0	0.6	-0.2
Transportation of passengers for intermediate demand.....	ID6	321	1.069	3.9	-3.1	-1.0	2.0	1.6	1.2
Transportation of passengers for manufacturing industries.....	ID6	3211	0.127	4.0	-3.1	-1.0	2.0	1.6	1.3
Transportation of passengers for nonmanufacturing industries.....	ID6	3212	0.942	3.9	-3.1	-1.0	2.0	1.6	1.2
Transportation and warehousing of goods for intermediate demand.....	ID6	322	13.447	-3.3	-0.9	-0.4	-0.2	0.6	-0.4
Transportation and warehousing of goods for manufacturing industries.....	ID6	3221	2.941	-4.7	-1.7	-0.2	-0.8	0.0	1.0
Transportation and warehousing of goods for nonmanufacturing industries.....	ID6	3222	10.506	-2.9	-0.7	-0.5	0.0	0.7	-0.7
Services less trade, transportation, and warehousing for intermediate demand.....	ID6	31	67.357	6.6	1.0	0.4	0.2	0.2	0.3
Services less trade, transportation, and warehousing for manufacturing industries.....	ID6	311	2.068	4.0	0.5	0.2	0.0	0.3	0.2
Services less trade, transportation, and warehousing for nonmanufacturing industries.....	ID6	312	65.288	6.7	1.0	0.4	0.2	0.2	0.3
Construction									
Construction for intermediate demand.....	ID6	4	100.000	4.6	0.1	1.4	0.1	0.3	0.3
Special Groupings of Intermediate Demand by Commodity Type									
Processed materials less foods and feeds.....	ID6	9111	90.968	-4.3	-0.5	-1.5	-0.4	-0.5	2.3
Processed foods and feeds.....	ID6	9112	9.032	-4.4	-1.1	-1.9	-1.1	1.3	0.7
Processed energy goods.....	ID6	9113	19.830	-8.5	-2.9	-7.0	-0.6	-0.3	12.1
Processed materials less energy.....	ID6	9118	80.170	-3.2	0.1	-0.2	-0.5	-0.4	-0.2
Processed materials less foods and energy.....	ID6	9115	71.138	-3.0	0.2	0.0	-0.4	-0.6	-0.3
Intermediate distributive services ⁷	ID6	9116	31.574	-0.5	0.1	-0.4	-0.6	1.1	-0.3
Processed goods plus intermediate distributive services.....	ID6	9117	-	-3.3	-0.3	-1.2	-0.5	0.1	1.4
Unprocessed materials less agricultural products.....	ID6	9211	58.389	-32.5	3.0	-5.8	-2.8	6.2	4.0
Unprocessed energy materials ⁸	ID6	9212	43.623	-40.6	3.7	-8.0	-2.7	9.9	5.4
Unprocessed materials less energy.....	ID6	9213	56.377	-12.6	-0.2	-3.7	-0.1	-1.6	-1.1
Unprocessed nonfood materials less energy ⁹	ID6	9216	20.319	-9.8	1.8	-2.4	-1.9	-2.9	0.8
Intermediate Demand by Production Flow									
Stage 4 Intermediate Demand									
Stage 4 intermediate demand.....	ID5	4	100.000	2.3	0.3	-0.2	-0.1	0.4	0.6
Inputs to stage 4 goods producers.....	ID5	41	30.237	-0.3	-0.1	-0.1	-0.4	-0.1	0.0
Goods.....	ID5	411	22.423	-1.6	-0.1	-0.2	-0.1	-0.3	-0.1

See footnotes at end of table.

Table 1. Producer price index percentage changes and weights for Final Demand-Intermediate Demand groupings, seasonally adjusted — Continued
[August 2023]

Grouping	Commodity code		Relative Importance Dec. 2022 ¹	Unadjusted 12-month percent change ² Aug. 2022 to Aug. 2023 ^P	Seasonally adjusted 1-month percent change ²				
	Group code	Item code			Mar. to Apr.	Apr. to May ^P	May to June ^P	June to July ^P	July to Aug. ^P
Foods.....	ID5	4111	3.300	-6.7	-0.3	-2.1	-0.4	-1.4	0.5
Energy.....	ID5	4112	0.220	-11.1	-14.4	-10.4	4.1	-0.3	5.1
Goods excluding foods and energy.....	ID5	4113	18.903	-0.6	0.1	0.2	-0.1	-0.2	-0.3
Services.....	ID5	412	7.814	3.4	-0.1	0.3	-1.2	0.6	0.3
Trade services.....	ID5	4123	5.817	3.8	-0.2	0.4	-1.7	0.7	0.3
Transportation and warehousing services.....	ID5	4122	0.515	-3.4	-1.5	-0.7	-0.1	0.0	0.9
Transportation of passengers.....	ID5	41221	0.077	4.0	-3.1	-1.0	2.0	1.6	1.3
Transportation and warehousing of goods.....	ID5	41222	0.438	-4.7	-1.2	-0.7	-0.5	-0.3	0.9
Services less trade, transportation, and warehousing.....	ID5	4121	1.482	3.9	0.7	0.1	0.4	0.2	0.1
Inputs to stage 4 services producers.....	ID5	42	54.970	4.6	0.5	0.0	0.1	0.7	0.8
Goods.....	ID5	421	13.984	-0.1	-0.7	-0.7	0.0	0.1	1.2
Foods.....	ID5	4211	2.360	-4.2	-1.3	-0.6	-0.3	1.2	0.4
Energy.....	ID5	4212	4.133	-0.7	-1.4	-2.0	0.3	-0.3	4.0
Goods excluding foods and energy.....	ID5	4213	7.491	1.2	-0.1	-0.1	0.0	0.1	-0.1
Services.....	ID5	422	40.934	6.4	0.9	0.3	0.1	0.8	0.6
Trade services.....	ID5	4223	4.078	2.4	0.8	0.0	-1.3	2.0	-0.4
Transportation and warehousing services.....	ID5	4222	3.742	1.7	-0.8	-1.1	-0.1	1.3	-0.2
Transportation of passengers.....	ID5	42221	0.490	4.0	-3.1	-1.0	2.0	1.6	1.3
Transportation and warehousing of goods.....	ID5	42222	3.252	1.4	-0.4	-1.1	-0.4	1.3	-0.4
Services less trade, transportation, and warehousing.....	ID5	4221	33.114	7.5	1.1	0.5	0.2	0.6	0.8
Construction.....	ID5	423	0.052	4.6	0.1	1.4	0.1	0.3	0.3
Inputs to stage 4 construction producers.....	ID5	43	14.792	-0.4	0.2	-1.0	0.1	0.2	1.2
Goods.....	ID5	431	10.801	-0.2	0.3	-1.0	0.1	0.1	1.5
Energy.....	ID5	4312	0.855	-6.8	2.9	-12.0	1.4	-1.1	19.7
Goods excluding foods and energy.....	ID5	4313	9.946	0.4	0.1	0.1	0.0	0.2	0.0
Services.....	ID5	432	3.991	-0.8	0.1	-1.0	0.0	0.4	0.3
Trade services.....	ID5	4323	1.692	-0.9	0.6	-2.4	0.2	0.8	0.1
Transportation and warehousing services.....	ID5	4322	0.725	-7.8	-2.4	-0.6	-0.6	-0.5	1.4
Transportation of passengers.....	ID5	43221	0.015	4.0	-3.1	-1.0	2.0	1.6	1.3
Transportation and warehousing of goods.....	ID5	43222	0.710	-8.1	-2.4	-0.6	-0.7	-0.6	1.4
Services less trade, transportation, and warehousing.....	ID5	4321	1.574	3.0	0.7	0.3	0.2	0.3	0.0
Stage 3 Intermediate Demand									
Stage 3 intermediate demand.....	ID5	3	100.000	-4.5	-0.2	-1.4	-0.2	-0.5	0.9
Inputs to stage 3 goods producers.....	ID5	31	45.352	-9.7	-0.5	-1.8	-0.2	-1.3	-0.4
Goods.....	ID5	311	35.807	-11.5	-0.6	-1.9	0.0	-1.7	-0.5
Foods.....	ID5	3111	11.906	-17.3	-2.2	-5.6	1.4	-2.0	-1.3
Energy.....	ID5	3112	1.292	-24.8	-7.0	-7.1	0.5	-2.4	8.3
Goods excluding foods and energy.....	ID5	3113	22.609	-7.5	0.6	0.1	-0.7	-1.6	-0.6
Services.....	ID5	312	9.545	-2.1	0.1	-1.5	-0.9	0.1	-0.2
Trade services.....	ID5	3123	5.175	-1.3	1.1	-2.6	-1.4	0.2	-1.0
Transportation and warehousing services.....	ID5	3122	3.002	-6.2	-2.1	-0.3	-0.6	-0.5	1.2
Transportation of passengers.....	ID5	31221	0.144	4.0	-3.1	-1.0	2.0	1.6	1.3
Transportation and warehousing of goods.....	ID5	31222	2.858	-6.7	-2.0	-0.2	-0.7	-0.6	1.2
Services less trade, transportation, and warehousing.....	ID5	3121	1.368	4.3	0.7	0.4	0.1	0.4	0.2
Inputs to stage 3 services producers.....	ID5	32	53.518	0.1	0.0	-1.1	-0.2	0.2	1.9
Goods.....	ID5	321	10.628	-8.1	-3.2	-6.7	-0.8	-0.6	13.5
Foods.....	ID5	3211	0.090	-2.2	-2.6	0.4	-1.4	0.0	1.1
Energy.....	ID5	3212	6.619	-12.1	-5.1	-10.7	-1.2	-0.8	23.3
Goods excluding foods and energy.....	ID5	3213	3.919	-0.4	-0.1	-0.3	-0.2	-0.2	0.0
Services.....	ID5	322	42.317	2.8	0.8	0.2	0.0	0.3	-0.6
Trade services.....	ID5	3223	2.614	3.1	2.3	-0.9	0.8	2.2	-0.5
Transportation and warehousing services.....	ID5	3222	10.018	-3.1	-0.4	-0.4	0.4	0.7	-1.3
Transportation of passengers.....	ID5	32221	0.021	0.2	-0.3	0.0	-0.1	0.2	0.2
Transportation and warehousing of goods.....	ID5	32222	9.997	-3.1	-0.4	-0.4	0.4	0.7	-1.3
Services less trade, transportation, and warehousing.....	ID5	3221	29.685	4.8	1.1	0.5	-0.2	0.0	-0.4
Construction.....	ID5	323	0.573	4.6	0.1	1.4	0.1	0.3	0.3
Inputs to stage 3 construction producers.....	ID5	33	1.131	-2.2	-0.6	-0.3	0.8	1.4	0.7
Goods.....	ID5	331	0.566	-4.0	-0.2	-0.1	0.0	0.2	-0.4
Goods excluding foods and energy.....	ID5	3313	0.566	-4.0	-0.2	-0.1	0.0	0.2	-0.4
Services.....	ID5	332	0.565	-0.3	-1.0	-0.4	1.7	2.6	1.8
Trade services.....	ID5	3323	0.521	-0.3	-1.1	-0.5	1.9	2.8	2.0
Transportation and warehousing services.....	ID5	3322	0.015	-1.6	-0.1	0.2	-0.7	-0.3	0.7
Transportation and warehousing of goods.....	ID5	33222	0.015	-1.6	-0.1	0.2	-0.8	-0.3	0.7
Services less trade, transportation, and warehousing.....	ID5	3321	0.029	4.1	0.4	0.4	-0.1	0.5	0.2
Stage 2 Intermediate Demand									

See footnotes at end of table.

Table 1. Producer price index percentage changes and weights for Final Demand-Intermediate Demand groupings, seasonally adjusted — Continued
[August 2023]

Grouping	Commodity code		Relative Importance Dec. 2022 ¹	Unadjusted 12-month percent change ² Aug. 2022 to Aug. 2023 ^P	Seasonally adjusted 1-month percent change ²				
	Group code	Item code			Mar. to Apr.	Apr. to May ^P	May to June ^P	June to July ^P	July to Aug. ^P
Stage 2 intermediate demand.....	ID5	2	100.000	-10.1	0.9	-1.4	-1.0	1.7	0.7
Inputs to stage 2 goods producers.....	ID5	21	54.274	-20.5	1.3	-3.1	-2.0	3.6	1.6
Goods.....	ID5	211	40.812	-26.3	1.5	-4.4	-2.5	4.7	2.4
Foods.....	ID5	2111	4.355	-9.7	-0.4	-2.5	-3.2	4.4	-1.2
Energy.....	ID5	2112	21.042	-40.5	3.2	-8.5	-2.9	10.6	5.6
Goods excluding foods and energy.....	ID5	2113	15.415	-6.7	0.3	-0.7	-1.9	-1.0	-0.1
Services.....	ID5	212	13.197	2.9	0.9	0.5	-1.0	1.1	-0.5
Trade services.....	ID5	2123	5.150	0.5	2.2	0.8	-1.8	1.7	-1.2
Transportation and warehousing services.....	ID5	2122	4.488	1.1	-0.8	0.1	-0.7	1.3	0.1
Transportation of passengers.....	ID5	21221	0.168	3.8	-3.0	-1.0	1.9	1.6	1.2
Transportation and warehousing of goods.....	ID5	21222	4.320	1.0	-0.7	0.2	-0.8	1.3	0.0
Services less trade, transportation, and warehousing.....	ID5	2121	3.559	9.2	1.0	0.6	-0.1	-0.1	-0.3
Construction.....	ID5	213	0.265	4.6	0.1	1.4	0.1	0.3	0.3
Inputs to stage 2 services producers.....	ID5	22	45.725	4.5	0.6	0.4	0.0	-0.2	-0.2
Goods.....	ID5	221	5.072	-2.4	-0.3	-1.0	-0.3	-0.1	0.7
Foods.....	ID5	2211	0.055	-17.3	-0.8	-2.9	-1.9	-0.5	-1.4
Energy.....	ID5	2212	0.357	-13.6	-2.8	-11.9	-1.3	0.5	16.1
Goods excluding foods and energy.....	ID5	2213	4.660	-1.3	-0.1	-0.2	-0.2	-0.1	-0.3
Services.....	ID5	222	39.767	5.5	0.7	0.6	0.0	-0.2	-0.4
Trade services.....	ID5	2223	2.238	-1.5	0.6	3.6	-0.5	-1.1	1.1
Transportation and warehousing services.....	ID5	2222	2.862	-17.4	-1.8	-0.7	1.5	-0.4	-4.8
Transportation of passengers.....	ID5	22221	0.390	4.0	-3.1	-1.0	2.0	1.6	1.3
Transportation and warehousing of goods.....	ID5	22222	2.472	-20.4	-1.5	-0.7	1.5	-0.8	-5.9
Services less trade, transportation, and warehousing.....	ID5	2221	34.667	8.2	0.9	0.5	-0.1	-0.1	-0.1
Construction.....	ID5	223	0.886	4.6	0.1	1.4	0.1	0.3	0.3
Stage 1 Intermediate Demand									
Stage 1 intermediate demand.....	ID5	1	100.000	-1.0	-0.1	-1.0	-0.2	0.1	1.6
Inputs to stage 1 goods producers.....	ID5	11	33.533	-6.8	-0.4	-1.5	-0.9	-0.4	0.4
Goods.....	ID5	111	24.780	-9.0	-0.8	-1.5	-0.9	-1.1	0.9
Foods.....	ID5	1111	3.351	-14.4	-0.8	-3.1	-0.4	-2.6	-0.3
Energy.....	ID5	1112	3.963	-12.5	-7.3	-7.5	0.0	0.7	6.9
Goods excluding foods and energy.....	ID5	1113	17.466	-7.2	0.6	0.1	-1.1	-1.2	0.0
Services.....	ID5	112	8.752	-0.4	0.8	-1.6	-1.0	1.3	-0.9
Trade services.....	ID5	1123	5.298	-2.2	1.2	-2.6	-1.8	1.6	-1.5
Transportation and warehousing services.....	ID5	1122	0.599	-0.7	-0.5	1.5	-0.8	0.3	1.1
Transportation of passengers.....	ID5	11221	0.103	4.0	-3.1	-1.0	2.0	1.6	1.3
Transportation and warehousing of goods.....	ID5	11222	0.496	-1.6	0.0	2.1	-1.4	0.0	1.1
Services less trade, transportation, and warehousing.....	ID5	1121	2.855	3.4	0.5	-0.3	0.4	0.9	-0.3
Construction.....	ID5	113	0.001	4.6	0.1	1.4	0.1	0.3	0.3
Inputs to stage 1 services producers.....	ID5	12	53.646	2.9	0.2	-0.6	0.1	0.3	2.1
Goods.....	ID5	121	16.434	-2.0	-0.7	-2.5	-0.6	-0.5	4.9
Foods.....	ID5	1211	0.115	-29.9	3.0	-26.6	-12.8	-0.1	0.4
Energy.....	ID5	1212	5.528	-8.5	-2.6	-7.0	-1.5	-1.7	15.7
Goods excluding foods and energy.....	ID5	1213	10.791	2.2	0.3	0.0	-0.1	0.0	0.0
Services.....	ID5	122	37.209	5.6	0.5	0.2	0.4	0.7	0.9
Trade services.....	ID5	1223	3.617	3.2	0.8	0.1	0.2	1.2	0.0
Transportation and warehousing services.....	ID5	1222	4.373	1.8	-1.5	-0.4	0.4	1.3	1.0
Transportation of passengers.....	ID5	12221	1.342	4.0	-3.1	-1.0	2.0	1.6	1.3
Transportation and warehousing of goods.....	ID5	12222	3.031	0.7	-0.8	-0.2	-0.3	1.2	0.8
Services less trade, transportation, and warehousing.....	ID5	1221	29.219	6.5	0.8	0.3	0.4	0.5	1.0
Construction.....	ID5	123	0.003	4.6	0.1	1.4	0.1	0.3	0.3
Inputs to stage 1 construction producers.....	ID5	13	12.821	-1.6	-0.6	-1.1	0.0	0.3	2.2
Goods.....	ID5	131	9.208	-1.2	-0.4	-1.2	-0.3	-0.2	2.5
Energy.....	ID5	1312	0.934	-16.4	-5.6	-12.9	-3.3	-4.2	31.2
Goods excluding foods and energy.....	ID5	1313	8.274	0.9	0.1	0.0	0.0	0.1	0.1
Services.....	ID5	132	3.613	-2.3	-1.0	-0.8	0.9	1.6	1.5
Trade services.....	ID5	1323	2.667	0.1	-0.6	-0.9	1.4	2.3	1.6
Transportation and warehousing services.....	ID5	1322	0.854	-9.3	-2.8	-0.3	-0.8	-0.8	1.6
Transportation and warehousing of goods.....	ID5	13222	0.854	-9.3	-2.8	-0.3	-0.8	-0.8	1.6
Services less trade, transportation, and warehousing.....	ID5	1321	0.092	4.5	1.0	-0.1	0.0	0.5	0.0
Special Groupings of Intermediate Demand by Production Flow									
Total goods inputs to stage 4 intermediate demand.....	ID5	9411	47.208	-0.8	-0.2	-0.5	0.0	-0.1	0.6
Total services inputs to stage 4 intermediate demand.....	ID5	9412	52.739	5.3	0.7	0.2	-0.1	0.8	0.5
Total construction inputs to stage 4 intermediate demand.....	ID5	9413	0.052	4.6	0.1	1.4	0.1	0.3	0.3
Total foods inputs to stage 4 intermediate demand.....	ID5	9414	5.660	-5.6	-0.7	-1.5	-0.3	-0.3	0.5

See footnotes at end of table.

Table 1. Producer price index percentage changes and weights for Final Demand-Intermediate Demand groupings, seasonally adjusted — Continued
[August 2023]

Grouping	Commodity code		Relative Importance Dec. 2022 ¹	Unadjusted 12-month percent change ² Aug. 2022 to Aug. 2023 ^p	Seasonally adjusted 1-month percent change ²				
	Group code	Item code			Mar. to Apr.	Apr. to May ^p	May to June ^p	June to July ^p	July to Aug. ^p
Total energy goods inputs to stage 4 intermediate demand.....	ID5	9415	5.208	-2.3	-1.2	-4.1	0.6	-0.5	6.6
Total goods less foods and energy inputs to stage 4 intermediate demand.	ID5	9416	36.340	0.1	0.1	0.1	-0.1	0.0	-0.2
Total goods inputs to stage 3 intermediate demand.....	ID5	9311	47.001	-10.7	-1.2	-2.9	-0.2	-1.5	2.5
Total services inputs to stage 3 intermediate demand.....	ID5	9312	52.427	1.7	0.7	-0.1	-0.2	0.3	-0.5
Total construction inputs to stage 3 intermediate demand.....	ID5	9313	0.573	4.6	0.1	1.4	0.1	0.3	0.3
Total foods inputs to stage 3 intermediate demand.....	ID5	9314	11.996	-17.2	-2.2	-5.5	1.4	-2.0	-1.3
Total energy goods inputs to stage 3 intermediate demand.....	ID5	9315	7.911	-14.5	-5.4	-10.1	-0.9	-1.1	20.8
Total goods less foods and energy inputs to stage 3 intermediate demand.	ID5	9316	27.094	-6.5	0.5	0.1	-0.6	-1.4	-0.5
Total goods inputs to stage 2 intermediate demand.....	ID5	9211	45.884	-24.0	1.2	-4.0	-2.2	4.0	2.2
Total services inputs to stage 2 intermediate demand.....	ID5	9212	52.964	4.9	0.7	0.6	-0.2	0.1	-0.4
Total construction inputs to stage 2 intermediate demand.....	ID5	9213	1.151	4.6	0.1	1.4	0.1	0.3	0.3
Total foods inputs to stage 2 intermediate demand.....	ID5	9214	4.410	-9.8	-0.4	-2.5	-3.2	4.4	-1.2
Total energy goods inputs to stage 2 intermediate demand.....	ID5	9215	21.399	-40.1	3.0	-8.6	-2.8	10.4	5.8
Total goods less foods and energy inputs to stage 2 intermediate demand.	ID5	9216	20.075	-5.5	0.2	-0.6	-1.5	-0.8	-0.1
Total goods inputs to stage 1 intermediate demand.....	ID5	9111	50.422	-5.3	-0.7	-1.7	-0.7	-0.8	2.5
Total services inputs to stage 1 intermediate demand.....	ID5	9112	49.574	3.7	0.5	-0.2	0.2	0.8	0.6
Total construction inputs to stage 1 intermediate demand.....	ID5	9117	0.004	4.6	0.1	1.4	0.1	0.3	0.3
Total foods inputs to stage 1 intermediate demand.....	ID5	9114	3.466	-14.9	-0.7	-3.9	-0.7	-2.5	-0.3
Total energy goods inputs to stage 1 intermediate demand.....	ID5	9115	10.425	-10.9	-4.6	-7.7	-1.1	-1.0	13.6
Total goods less foods and energy inputs to stage 1 intermediate demand.	ID5	9116	36.531	-2.6	0.4	0.1	-0.5	-0.5	0.0

¹ Comprehensive relative importance figures are initially computed after the publication of December indexes and are recalculated after final December indexes are available. Individual items and subtotals may not add exactly to totals because of rounding differences.

² All indexes are subject to revision for 4 months after their originally scheduled publication to incorporate late reports and corrections by survey respondents. In addition, seasonally adjusted indexes are subject to change for up to 5 years due to the recalculation of seasonal factors published each January.

³ PPI defines Total finished as including only the personal consumption and private capital investment portions of final demand.

⁴ Trade indexes measure changes in margins received by wholesalers and retailers.

⁵ The PPI definition of foods does not include food and beverages for immediate consumption. PPI defines food and beverages for immediate consumption as the service of preparing meals, snacks, and beverages to customer order for immediate on-premises and off-premises consumption.

⁶ Distributive services include transportation, warehousing, and trade of goods.

⁷ Includes intermediate trade, transportation, and warehousing services.

⁸ Includes crude petroleum.

⁹ Excludes crude petroleum.

^p Preliminary

"/" Data not available.

Table 2. Producer price index percentage changes for selected commodity groupings by Final Demand-Intermediate Demand category, seasonally adjusted
[August 2023]

Grouping	Commodity code		Unadjusted 12-month percent change ¹	Seasonally adjusted 1-month percent change ¹				
	Group code	Item code		Aug. 2022 to Aug. 2023 ^P	Mar. to Apr.	Apr. to May ^P	May to June ^P	June to July ^P
Final Demand								
Final demand.....	FD	4	1.6	0.2	-0.3	-0.1	0.4	0.7
Final demand goods.....	FD	41	0.5	0.1	-1.5	0.0	0.3	2.0
Final demand foods.....	FD	411	-0.7	-0.4	-1.0	-0.2	0.4	-0.5
Fresh fruits and melons ²	01	11	-4.0	2.4	-2.5	2.1	-10.2	4.7
Fresh and dry vegetables ²	01	13	-2.7	35.1	-15.8	-0.8	3.5	-11.5
Grains.....	01	2	-23.1	2.7	-5.5	1.9	-8.7	-2.8
Eggs for fresh use ²	01	7107	-36.7	-35.8	-53.4	33.8	0.3	9.8
Oilseeds.....	01	8301	-11.8	0.5	-1.2	-6.9	9.0	-4.3
Bakery products ²	02	11	4.9	0.1	0.3	0.4	0.1	0.2
Milled rice ²	02	13	7.9	-0.3	-0.8	-0.2	-0.3	-1.1
Pasta products ²	02	1402	1.6	-8.4	0.0	0.0	-2.0	0.0
Beef and veal.....	02	2101	16.3	-3.1	7.7	2.1	4.1	-4.5
Pork.....	02	2104	-2.6	-6.5	-4.1	-0.4	8.9	0.8
Processed young chickens.....	02	2203	-19.9	-0.9	-1.9	-0.1	-1.6	0.4
Processed turkeys ²	02	2206	-35.6	-6.8	-8.9	-7.4	-3.0	-3.2
Finfish and shellfish.....	02	23	-2.6	-1.4	1.3	-1.9	0.6	-1.1
Dairy products.....	02	3	-9.7	-0.2	-1.3	-2.2	-1.5	1.9
Processed fruits and vegetables ²	02	4	12.2	0.3	1.2	1.0	0.0	0.6
Confectionery end products ²	02	55	3.9	0.3	0.4	0.7	1.3	0.2
Soft drinks ²	02	62	8.1	-0.9	3.2	0.7	-2.3	1.1
Roasted coffee ²	02	6301	13.7	0.3	0.2	-0.1	0.0	7.7
Shortening and cooking oils ²	02	78	-10.9	-1.4	-2.1	-0.6	3.3	0.5
Frozen specialty food ²	02	85	6.7	0.2	1.1	0.0	0.0	0.0
Final demand energy.....	FD	412	-2.8	0.7	-6.9	0.7	0.8	10.5
Liquefied petroleum gas ²	05	32	-41.1	-3.1	-17.4	-6.1	26.2	6.0
Residential electric power.....	05	41	4.8	-0.1	0.4	0.9	-0.1	-0.5
Residential natural gas.....	05	51	-11.4	-4.8	-1.3	-0.7	1.6	-1.1
Gasoline.....	05	71	1.7	8.1	-13.6	3.1	0.3	20.0
Home heating oil and distillates.....	05	7302	-15.5	-7.8	-12.3	1.7	15.8	18.1
No. 2 diesel fuel.....	05	7303	-14.4	-3.6	-13.6	-5.5	-5.7	41.1
Final demand goods less foods and energy.....	FD	413	1.8	0.1	0.1	-0.2	0.0	0.1
Alcoholic beverages.....	02	61	3.2	0.1	0.3	-0.5	0.1	0.2
Pet food ²	02	9402	7.7	0.0	0.0	0.0	0.0	0.0
Women's, girls', and infants' apparel ²	03	8106	-1.3	0.0	0.1	0.1	0.1	0.0
Men's and boys' apparel ²	03	8107	4.0	0.0	2.3	0.0	-0.5	0.1
Textile housefurnishings ²	03	82	2.3	-0.1	0.0	0.1	0.2	-0.5
Footwear.....	04	3	5.8	0.5	0.0	0.4	0.1	-0.1
Industrial chemicals.....	06	1	-15.1	-0.5	-2.0	-1.9	-2.8	-1.2
Pharmaceutical preparations.....	06	38	2.8	0.3	0.0	0.1	0.4	0.4
Soaps and detergents ²	06	71	11.1	0.1	0.0	-0.1	0.1	0.0
Cleaning and polishing products ²	06	72	2.8	0.3	0.1	0.1	0.0	0.0
Cosmetics and other toiletries ²	06	75	5.4	0.2	0.5	0.4	0.0	0.0
Tires ²	07	1201	5.0	0.1	-0.2	-0.3	-0.2	0.0
Consumer, institutional, and commercial products, n.e.c. ²	07	2B	-0.2	0.1	-0.1	0.0	0.1	0.1
Sanitary paper products ²	09	1501	6.7	0.0	0.4	0.3	0.0	-0.7
Iron and steel scrap.....	10	12	1.8	6.0	-6.0	-10.8	4.5	6.4
Agricultural machinery and equipment.....	11	1	3.7	0.4	0.4	-0.3	0.5	0.0
Construction machinery and equipment ²	11	2	6.0	0.3	0.1	0.0	1.6	-0.5
Metal cutting machine tools ²	11	37	4.1	0.0	0.5	0.0	0.5	0.0
Metal forming machine tools.....	11	38	4.2	0.1	1.8	0.2	0.3	0.0
Tools, dies, jigs, fixtures, and industrial molds ²	11	39	5.8	0.2	0.1	0.7	0.1	0.3
Pumps, compressors, and equipment.....	11	41	7.5	-0.1	0.9	0.4	0.4	0.4
Industrial material handling equipment ²	11	44	5.0	0.0	0.4	0.3	0.1	0.0
Electronic computers and computer equipment ²	11	5	0.3	-1.4	-0.5	-1.6	-0.2	1.8
Textile machinery and equipment ²	11	62	-0.1	0.0	0.0	0.0	0.0	0.0
Paper industries machinery ²	11	64	6.8	0.1	0.5	1.8	0.0	-0.3
Printing trades machinery and equipment ²	11	65	2.3	0.3	0.2	-0.3	0.1	0.6
Transformers and power regulators ²	11	74	2.0	0.3	0.3	0.8	1.3	0.3
Communication and related equipment.....	11	76	2.6	0.4	0.0	0.5	0.1	0.5
Electronic components and accessories.....	11	78	0.6	-0.2	-1.1	0.2	0.2	0.1
X-ray and electromedical equipment ²	11	7905	2.8	0.0	0.1	0.0	1.2	0.0
Oil field and gas field machinery ²	11	91	7.0	0.4	0.0	0.0	0.0	0.0
Mining machinery and equipment ²	11	92	9.8	4.1	0.3	0.0	0.4	-0.2
Internal combustion engines ²	11	94	6.8	0.3	0.0	0.1	1.8	0.0

See footnotes at end of table.

Table 2. Producer price index percentage changes for selected commodity groupings by Final Demand-Intermediate Demand category, seasonally adjusted — Continued
 [August 2023]

Grouping	Commodity code		Unadjusted 12-month percent change ¹	Seasonally adjusted 1-month percent change ¹				
	Group code	Item code		Aug. 2022 to Aug. 2023 ^P	Mar. to Apr.	Apr. to May ^P	May to June ^P	June to July ^P
Household furniture ²	12	1	1.5	-0.3	-0.1	0.3	0.2	0.3
Commercial furniture ²	12	2	4.5	-0.1	0.5	-0.2	0.7	-0.1
Floor coverings ²	12	3	0.4	0.4	-0.2	-0.4	-0.1	0.0
Household appliances ²	12	4	1.9	0.2	0.7	-0.1	-0.3	1.0
Home electronic equipment ²	12	5	2.8	0.0	0.0	0.0	0.0	0.0
Lawn and garden equipment excl. garden tractors ²	12	66	3.3	0.3	-0.3	0.0	0.0	0.0
Passenger cars.....	14	1101	-1.7	-0.8	-0.3	-0.7	0.2	0.3
Light motor trucks.....	14	1105	3.2	-0.4	0.1	-0.2	0.3	0.1
Heavy motor trucks ²	14	1106	1.9	0.1	0.1	0.3	0.4	0.0
Motor vehicles parts ²	14	12	1.3	0.2	0.2	-0.1	0.2	0.0
Truck trailers ²	14	14	-2.1	0.5	-0.2	0.0	-0.8	0.0
Travel trailers and campers ²	14	16	2.5	0.0	0.0	0.0	0.5	0.2
Aircraft.....	14	21	4.0	0.5	0.5	0.3	0.1	0.0
Ships ²	14	31	1.8	0.1	0.8	0.0	0.6	0.0
Railroad equipment ²	14	4	1.7	0.0	0.0	0.0	0.3	0.0
Toys, games, and children's vehicles ²	15	11	2.3	0.0	0.0	0.0	0.0	0.0
Sporting and athletic goods ²	15	12	8.5	-0.3	0.4	0.0	0.0	2.2
Cigarettes ²	15	21	11.6	0.0	1.9	0.0	1.1	1.4
Mobile homes ²	15	5	-3.6	0.0	0.4	0.2	0.0	0.0
Medical, surgical & personal aid devices.....	15	6	2.8	-0.2	0.1	0.6	-0.1	0.2
Jewelry, platinum and karat gold ²	15	9402	2.2	1.5	1.0	-1.7	-0.5	-1.0
Costume jewelry and novelties ²	15	9404	7.1	1.1	0.9	0.0	0.0	0.0
Final demand services.....	FD	42	2.2	0.2	0.2	-0.1	0.5	0.2
Final demand trade services ³	FD	423	-0.7	0.4	0.7	-1.1	0.5	-0.3
Machinery and equipment parts and supplies wholesaling ²	57	1102	8.7	-2.7	2.8	-1.8	0.7	2.2
Machinery and vehicle wholesaling ²	57	1103	-2.5	1.2	0.8	-5.5	2.0	0.2
Professional and commercial equipment wholesaling ²	57	1104	6.2	-2.7	1.1	-0.6	-1.1	0.0
Furnishings wholesaling ²	57	2	-2.7	-0.3	-6.9	1.1	0.7	0.0
Chemicals and allied products wholesaling ²	57	5	-7.2	2.2	-2.9	-5.0	8.8	-4.7
Paper and plastics products wholesaling ²	57	6	3.3	0.1	0.2	-0.5	-2.5	1.9
Apparel wholesaling ²	57	7	7.6	7.1	-5.4	3.1	-2.1	2.8
Food and alcohol wholesaling ²	57	8	0.5	2.8	2.2	-2.3	0.5	-1.3
Food and alcohol retailing.....	58	1	8.0	-1.0	1.5	2.2	-2.2	0.5
Health, beauty, and optical goods retailing ²	58	2	2.1	-0.6	1.6	-0.6	0.4	-0.4
Apparel, jewelry, footwear, and accessories retailing.....	58	3	1.2	-4.1	4.5	-1.9	-1.6	0.8
Computer hardware, software, and supplies retailing ²	58	4	-22.5	-2.3	-0.6	-1.7	-0.2	-0.2
TV, video, and photographic equipment and supplies retailing.....	58	5	-12.6	1.3	-9.0	12.9	-8.2	-6.2
Automobiles retailing (partial).....	58	6101	-27.5	-2.4	-1.2	-3.4	-2.3	-1.4
Automotive parts, including tires, retailing ²	58	6102	2.0	-3.8	0.8	1.6	0.1	0.7
RVs, trailers, and campers retailing ²	58	8	-19.3	-1.7	8.7	-4.8	1.9	-2.3
Sporting goods, including boats, retailing.....	58	9	-3.6	2.9	-1.4	-1.2	-1.9	0.1
Lawn, garden, and farm equipment and supplies retailing ²	58	A	9.3	1.5	-1.3	0.1	2.6	-0.1
Furniture retailing ²	58	B	5.2	2.0	0.9	2.7	-2.9	-1.5
Flooring and floor coverings retailing ²	58	C	-2.2	-0.1	-0.5	0.9	-0.8	0.0
Hardware, building materials, and supplies retailing.....	58	D	1.7	-2.6	0.7	4.5	6.8	4.5
Major household appliances retailing.....	58	E	6.3	3.3	-4.0	-1.4	-0.1	7.5
Fuels and lubricants retailing.....	58	F	-16.9	-1.0	12.1	-1.8	-9.2	3.7
Cleaning supplies and paper products retailing ²	58	G	13.4	6.1	-1.9	3.6	-3.7	4.9
Book retailing ²	58	H	-1.6	0.1	0.3	0.5	0.9	0.0
Final demand transportation and warehousing services.....	FD	422	-4.1	-2.5	-0.5	0.0	0.2	1.4
Rail transportation of freight and mail ²	30	11	-0.9	-0.2	-0.9	-0.4	-0.1	0.4
Truck transportation of freight ²	30	12	-9.6	-3.0	-0.5	-0.7	-0.8	1.6
Air transportation of freight ²	30	14	-7.4	0.4	-1.4	-0.8	1.0	0.9
Courier, messenger, and U.S. postal services.....	30	16	6.0	0.0	0.1	-0.1	1.7	1.2
Rail transportation of passengers.....	30	21	0.0	-0.1	0.1	-0.2	0.1	0.2
Airline passenger services.....	30	22	4.0	-3.1	-1.0	2.0	1.6	1.3
Final demand services less trade, transportation, and warehousing.....	FD	421	4.4	0.5	0.0	0.3	0.6	0.3
Sales of books.....	33	11	6.1	1.1	0.3	0.5	0.6	-0.1
Sales and subscriptions of periodicals and newspapers.....	33	12	2.6	0.0	0.3	-0.3	0.2	0.9
Application software publishing ²	34	2	0.6	-0.4	1.3	0.0	-1.9	1.6
Advertising space sales in periodicals, newspapers, directories, and mailing lists ²	36	1	4.0	0.0	0.0	0.0	0.0	0.0
Residential wired telecommunication services ²	37	11	6.9	1.3	1.4	0.2	-0.1	0.5
Wireless telecommunication services.....	37	2	0.5	0.1	0.6	0.2	0.1	-1.1
Cable and satellite subscriber services.....	37	3	11.4	0.7	0.2	1.1	-0.1	1.1
Internet access services ²	37	4	0.6	-0.1	-0.8	0.6	-0.2	-0.7

See footnotes at end of table.

Table 2. Producer price index percentage changes for selected commodity groupings by Final Demand-Intermediate Demand category, seasonally adjusted — Continued
 [August 2023]

Grouping	Commodity code		Unadjusted 12-month percent change ¹	Seasonally adjusted 1-month percent change ¹				
	Group code	Item code		Aug. 2022 to Aug. 2023 ^P	Mar. to Apr.	Apr. to May ^P	May to June ^P	June to July ^P
Bundled wired telecommunications access services ²	37	5	6.8	0.0	-1.5	0.0	-0.3	1.5
Consumer loans (partial).....	39	12	-1.3	3.0	-0.4	-2.6	-0.7	3.4
Deposit services (partial) ²	39	2	20.9	0.6	0.1	5.6	-0.6	-2.3
Other credit intermediation, incl. trust services (partial) ²	39	3	3.8	0.2	1.3	0.0	0.0	2.6
Securities brokerage, dealing, investment advice, and related services ² ...	40	1	27.1	-0.4	3.2	0.0	1.6	1.6
Portfolio management ²	40	2	8.0	4.3	-3.0	-0.3	7.3	0.5
Life insurance ²	41	1101	-1.1	0.0	-0.5	0.0	-0.3	0.0
Disability insurance, including accidental death ²	41	1102	0.0	0.0	0.0	0.0	0.0	0.0
Health and medical insurance.....	41	1103	3.3	0.2	0.0	0.2	0.0	0.5
Property and casualty insurance ²	41	1104	7.0	0.6	0.5	2.1	0.1	0.2
Annuities ²	41	2	0.3	0.3	0.0	-0.1	0.5	0.0
Residential property sales and leases, brokerage fees and commissions..	43	21	4.4	0.9	1.0	0.8	0.5	1.4
Passenger car rental.....	44	1	-6.1	2.6	-3.1	-2.7	0.5	1.0
Legal services.....	45	1	6.1	0.2	-0.2	0.3	0.7	0.2
Tax preparation and planning.....	45	2102	6.8	0.3	0.6	-0.9	1.7	0.8
Architectural and engineering services.....	45	3	3.1	0.7	0.3	0.2	0.3	0.1
Management, scientific, and technical consulting services.....	45	4	2.8	2.3	-0.7	2.9	-1.5	0.1
Arrangement of flights (partial).....	47	1	-0.8	-3.8	0.1	-0.9	1.7	-0.2
Arrangement of vehicle rentals and lodging ²	47	2	4.5	0.1	-1.2	-1.0	-1.5	0.4
Arrangement of cruises and tours ²	47	3	8.5	1.9	1.9	5.0	1.5	0.7
Physician care.....	51	1101	0.7	0.1	0.1	0.1	0.0	0.0
Medical laboratory and diagnostic imaging care ²	51	1102	0.4	0.0	0.1	0.0	0.0	0.0
Home health and hospice care.....	51	1103	6.0	1.8	0.1	0.3	0.4	0.4
Hospital outpatient care ²	51	1104	2.5	0.7	0.2	-0.2	1.5	-0.1
Dental care.....	51	1105	3.7	-0.2	0.0	0.0	0.1	0.8
Hospital inpatient care.....	51	2101	3.4	0.3	0.3	0.4	0.0	-0.3
Nursing home care.....	51	2102	5.7	-0.2	0.2	0.0	1.4	0.1
Traveler accommodation services.....	53	11	6.0	1.1	-3.0	2.4	0.3	0.5
Food and beverages for immediate consumption services (partial) ²	54	1	2.1	0.4	0.0	0.0	0.2	0.7
Motor vehicle repair and maintenance (partial).....	55	2	5.9	0.4	0.4	0.4	-0.3	1.2
Membership dues and admissions and recreation facility use fees (partial) ²	56	1	4.8	0.2	-1.7	-0.1	0.4	-1.4
Recreational activity instruction fees (partial) ²	56	2	0.1	0.0	0.1	0.0	0.0	0.0
Gaming receipts (partial) ²	56	3	0.3	-1.7	0.2	0.0	-1.0	-0.7
Mining services ²	60	1	3.9	-0.7	-0.5	-0.1	0.0	-0.2
Final demand construction.....	FD	43	3.9	-0.2	0.1	0.0	-1.2	0.2
New warehouse building construction ²	80	1101	1.6	-0.3	0.4	0.2	-0.8	0.2
New school building construction ²	80	1102	3.8	-0.4	0.0	0.0	-1.0	0.0
New office building construction ²	80	1103	5.7	0.2	0.1	0.0	-2.0	0.3
New industrial building construction ²	80	1104	3.1	-0.5	0.0	0.2	-1.4	0.3
New health care building construction ²	80	1105	4.3	-0.3	0.0	-0.1	-0.8	0.1
Intermediate Demand by Commodity Type								
Processed goods for intermediate demand.....	ID6	1	-4.3	-0.5	-1.5	-0.5	-0.3	2.1
Processed foods and feeds.....	ID6	9112	-4.4	-1.1	-1.9	-1.1	1.3	0.7
Meats.....	02	21	7.2	-3.2	1.9	0.9	5.0	-2.4
Processed poultry.....	02	22	-25.9	-1.6	-3.3	-0.3	-2.9	1.0
Dairy products.....	02	3	-9.7	-0.2	-1.3	-2.2	-1.5	1.9
Processed fruits and vegetables ²	02	4	12.2	0.3	1.2	1.0	0.0	0.6
Refined sugar and byproducts ²	02	53	13.3	0.1	1.1	0.8	0.8	1.4
Fats and oils ²	02	7	-19.3	-5.4	-3.4	-5.6	1.3	5.1
Prepared animal feeds.....	02	9	-3.5	-1.4	-2.2	-0.9	2.1	0.3
Processed materials less foods and feeds.....	ID6	9111	-4.3	-0.5	-1.5	-0.4	-0.5	2.3
Synthetic fibers ²	03	1	-3.0	0.0	-1.4	-0.8	1.5	-3.0
Processed yarns and threads ²	03	2	-14.5	-1.0	-1.0	0.3	0.3	-0.2
Finished fabrics ²	03	4	-1.5	-0.6	-0.2	-0.2	-0.2	-0.1
Liquefied petroleum gas ²	05	32	-41.1	-3.1	-17.4	-6.1	26.2	6.0
Commercial electric power.....	05	42	4.1	0.0	0.8	0.8	-0.1	0.0
Industrial electric power.....	05	43	5.0	-1.6	2.2	0.8	-0.8	0.1
Commercial natural gas.....	05	52	-21.9	-6.0	-6.0	-2.4	3.4	-0.2
Industrial natural gas.....	05	53	-25.5	-6.5	-6.5	-2.4	9.2	-1.3
Natural gas to electric utilities.....	05	54	-21.4	-5.7	-10.6	-2.6	4.8	0.1
Gasoline.....	05	71	1.7	8.1	-13.6	3.1	0.3	20.0
Jet fuel ²	05	7203	-12.8	-12.7	-11.6	1.8	4.6	23.6
No. 2 diesel fuel.....	05	7303	-14.4	-3.6	-13.6	-5.5	-5.7	41.1
Residual fuels ²	05	74	-20.1	-1.0	11.2	-9.8	4.5	5.4

See footnotes at end of table.

Table 2. Producer price index percentage changes for selected commodity groupings by Final Demand-Intermediate Demand category, seasonally adjusted — Continued
 [August 2023]

Grouping	Commodity code		Unadjusted 12-month percent change ¹	Seasonally adjusted 1-month percent change ¹				
	Group code	Item code		Aug. 2022 to Aug. 2023 ^P	Mar. to Apr.	Apr. to May ^P	May to June ^P	June to July ^P
Finished lubricants ²	05	76	4.5	-0.9	0.1	1.3	-0.3	-0.1
Lubricating oil base stocks ²	05	78	-36.9	-2.0	-12.7	1.6	-1.7	-0.5
Asphalt.....	05	8102	-34.6	9.7	4.6	-0.3	-5.8	-1.0
Basic inorganic chemicals ²	06	13	-6.5	-1.6	-1.6	-1.2	-3.5	-1.4
Basic organic chemicals.....	06	14	-16.6	-0.3	-2.1	-2.1	-2.6	-1.2
Prepared paint ²	06	21	0.6	0.2	0.1	0.0	-0.2	0.0
Paint materials ²	06	22	1.1	-0.3	2.1	1.0	-3.9	0.0
Medicinal and botanical chemicals ²	06	31	0.6	0.1	0.0	-0.1	0.0	-0.4
Biological products, including diagnostics.....	06	37	5.2	0.7	-0.4	0.3	1.2	0.1
Fats and oils, inedible ²	06	4	-10.9	-3.1	-4.1	0.5	7.0	2.7
Nitrogenates.....	06	5201	-47.1	-9.0	-6.5	-11.2	2.7	-5.3
Phosphates.....	06	5202	-28.9	2.0	-4.7	0.2	-18.7	7.4
Other agricultural chemicals ²	06	53	-17.2	-4.9	-2.3	-1.3	-0.1	-0.1
Plastic resins and materials.....	06	6	-13.4	2.3	-1.7	-2.5	-4.3	-1.4
Industrial gases ²	06	7903	3.1	-0.8	1.2	-1.6	2.6	1.5
Adhesives and sealants ²	06	7904	2.8	0.6	0.1	-0.2	0.0	-0.2
Synthetic rubber ²	07	1102	-18.3	1.2	-1.0	-2.8	-5.6	0.1
Tires ²	07	1201	5.0	0.1	-0.2	-0.3	-0.2	0.0
Plastic construction products ²	07	21	-5.2	-0.2	-0.9	-0.8	0.0	-0.2
Unsupported plastic film, sheet, other shapes ²	07	22	-8.8	0.5	-0.3	-1.6	-1.6	-1.0
Parts for manufacturing from plastics ²	07	26	-2.2	-0.4	-0.4	-0.2	-0.1	-0.1
Plastic packaging products ²	07	2A	-6.0	0.0	0.1	-0.4	-0.3	-0.3
Softwood lumber.....	08	11	-18.0	6.2	-2.9	3.9	8.6	-5.3
Hardwood lumber ²	08	12	-16.4	-0.8	0.3	-1.6	-1.2	-2.3
Millwork.....	08	2	-6.6	-1.2	-0.4	-0.3	-0.1	-0.9
Plywood ²	08	3	-14.4	-0.5	-0.8	-0.7	-0.8	0.5
Paper ²	09	13	0.5	0.8	-0.6	-0.3	-0.8	0.0
Paperboard ²	09	14	-4.8	-0.8	-0.1	-0.3	-0.9	-0.4
Paper boxes and containers ²	09	1503	-1.8	-0.5	0.6	-1.1	-0.3	-0.7
Building paper and board ²	09	2	-4.5	2.1	6.1	2.4	6.0	4.2
Commercial printing ²	09	47	4.8	-0.3	0.3	0.0	0.0	0.2
Foundry and forge shop products ²	10	15	1.5	0.8	-0.3	-0.2	-0.9	0.0
Steel mill products ²	10	17	-14.8	3.6	5.3	-0.4	-4.7	-0.5
Primary nonferrous metals ²	10	22	-1.2	0.9	3.0	-0.2	2.1	-5.7
Secondary nonferrous metals ²	10	24	-4.4	-0.4	-0.5	-2.3	-1.2	-1.4
Aluminum mill shapes ²	10	2501	-5.6	-1.8	0.4	-1.0	-1.3	-1.4
Copper and brass mill shapes ²	10	2502	4.8	-0.9	-2.2	-1.9	-0.1	1.5
Nonferrous wire and cable ²	10	26	0.8	0.0	-1.6	-1.7	0.2	1.0
Nonferrous foundry shop products.....	10	28	3.8	0.8	-0.2	-0.1	0.2	0.3
Metal containers ²	10	3	-3.5	0.2	0.3	-0.1	0.0	-1.6
Hardware ²	10	4	2.4	0.0	0.0	0.2	0.1	0.0
Plumbing fixtures and brass fittings.....	10	5	2.3	-0.6	0.7	0.1	0.6	0.5
Heating equipment ²	10	6	5.4	0.3	-0.3	0.2	0.1	0.2
Fabricated structural metal products.....	10	7	-1.5	0.1	-0.5	-0.6	0.4	0.1
Bolts, nuts, screws, rivets, and washers ²	10	81	4.6	0.4	0.8	0.6	0.8	-0.4
Lighting fixtures ²	10	83	3.9	0.0	0.4	0.1	0.5	-0.1
Fabricated ferrous wire products ²	10	88	-8.9	0.3	-0.1	-0.8	-1.3	-0.7
Other miscellaneous metal products ²	10	89	2.6	0.1	-0.1	0.4	0.2	-0.5
Fluid power equipment.....	11	43	10.9	6.5	-0.1	0.3	0.4	-0.4
Mechanical power transmission equipment ²	11	45	6.2	0.2	0.4	0.2	0.0	0.2
Air conditioning and refrigeration equipment.....	11	48	4.4	0.0	0.9	-0.9	0.5	0.5
Metal valves, except fluid power.....	11	4902	5.7	-0.1	1.0	0.3	0.1	0.8
Ball and roller bearings ²	11	4905	1.0	-0.2	0.0	0.1	0.0	-0.4
Wiring devices ²	11	71	11.9	-0.3	0.2	0.6	0.0	0.6
Motors, generators, motor generator sets ²	11	73	7.5	0.5	0.0	0.0	1.4	1.0
Switchgear, switchboard, and industrial controls equip. ²	11	75	6.7	0.5	0.1	1.1	0.3	0.4
Electronic components and accessories.....	11	78	0.6	-0.2	-1.1	0.2	0.2	0.1
Internal combustion engines ²	11	94	6.8	0.3	0.0	0.1	1.8	0.0
Machine shop products ²	11	95	4.6	0.2	0.5	0.2	0.1	0.1
Flat glass ²	13	11	2.3	-0.3	-0.6	0.4	-0.7	-1.2
Cement.....	13	22	11.0	-1.3	1.1	-0.1	0.8	0.1
Concrete products.....	13	3	8.7	0.1	1.2	0.2	0.1	0.5
Asphalt felts and coatings ²	13	6	3.1	1.9	0.5	1.6	0.9	-1.0
Paving mixtures and blocks.....	13	94	-1.3	-1.0	-1.9	-1.1	-0.6	1.0
Motor vehicle parts ²	14	12	1.3	0.2	0.2	-0.1	0.2	0.0
Aircraft engines and engine parts.....	14	23	2.9	0.3	0.1	0.0	0.4	0.1

See footnotes at end of table.

Table 2. Producer price index percentage changes for selected commodity groupings by Final Demand-Intermediate Demand category, seasonally adjusted — Continued
 [August 2023]

Grouping	Commodity code		Unadjusted 12-month percent change ¹	Seasonally adjusted 1-month percent change ¹				
	Group code	Item code		Aug. 2022 to Aug. 2023 ^P	Mar. to Apr.	Apr. to May ^P	May to June ^P	June to July ^P
Aircraft parts and auxiliary equipment, n.e.c.....	14	25	5.5	0.0	0.1	0.0	0.1	0.0
Medical, surgical, and personal aid devices.....	15	6	2.8	-0.2	0.1	0.6	-0.1	0.2
Unprocessed goods for intermediate demand.....	ID6	2	-26.9	1.1	-5.3	-1.0	2.4	1.3
Unprocessed foodstuffs and feedstuffs.....	ID6	21	-14.5	-1.5	-4.6	1.0	-0.8	-2.3
Wheat ²	01	21	-14.6	4.0	-3.3	-3.9	1.7	-7.9
Corn.....	01	2202	-26.1	2.4	-6.0	3.4	-10.7	-2.0
Slaughter cattle.....	01	31	28.1	8.0	-0.5	6.0	2.4	1.6
Slaughter hogs.....	01	32	-27.6	-8.0	-4.9	12.2	8.5	-2.4
Slaughter chickens.....	01	4102	-18.0	-0.1	-0.4	-0.6	-7.1	0.8
Slaughter turkeys.....	01	42	-21.6	-2.4	-2.1	-8.5	-8.3	-10.4
Raw milk.....	01	6	-31.3	-3.8	-5.9	-6.3	-0.4	-3.4
Hay and hayseeds ²	01	81	-23.8	-15.3	3.4	4.1	0.3	-18.2
Oilseeds.....	01	8301	-11.8	0.5	-1.2	-6.9	9.0	-4.3
Raw cane sugar and byproducts ²	02	5201	12.9	-0.2	-2.5	6.8	-2.0	0.6
Unprocessed nonfood materials.....	ID6	22	-32.2	2.8	-5.7	-2.3	4.6	3.6
Raw cotton ²	01	51	-26.7	-0.3	-3.2	0.5	-1.1	4.6
Hides and skins.....	04	1	-4.9	3.1	4.7	-1.7	-6.1	3.0
Coal.....	05	1	-4.3	1.7	-2.9	0.8	3.5	0.8
Natural gas ²	05	31	-77.7	-22.8	-2.0	2.2	19.6	-6.3
Crude petroleum ²	05	61	-12.5	11.2	-9.8	-4.2	8.7	8.9
Logs, bolts, timber, pulpwood, and woodchips ²	08	5	-3.0	-0.7	0.0	0.1	-0.5	0.5
Recyclable paper ²	09	12	-51.1	6.2	2.6	1.9	-0.4	1.8
Iron ores ²	10	11	-3.3	1.0	-6.4	0.3	-0.7	0.0
Iron and steel scrap.....	10	12	1.8	6.0	-6.0	-10.8	4.5	6.4
Nonferrous metal ores ²	10	21	-4.7	0.6	-1.4	-2.3	-4.5	-2.7
Copper base scrap ²	10	2301	9.5	-0.4	-2.7	0.5	-0.1	-1.1
Aluminum base scrap.....	10	2302	-1.7	-1.4	7.6	1.0	-0.2	1.0
Construction sand, gravel, and crushed stone.....	13	21	8.2	0.0	0.1	0.8	0.2	0.7
Services for intermediate demand.....	ID6	3	4.2	0.7	0.1	0.0	0.5	0.1
Trade services for intermediate demand ³	ID6	33	1.4	0.8	-0.4	-0.8	1.4	-0.3
Machinery and equipment parts and supplies wholesaling ²	57	1102	8.7	-2.7	2.8	-1.8	0.7	2.2
Building materials, paint, and hardware wholesaling.....	57	3	-7.8	-1.7	-0.9	-0.1	-1.0	1.4
Metals, minerals, and ores wholesaling ²	57	4	-1.1	2.1	-9.8	-1.7	-3.7	-2.9
Chemicals and allied products wholesaling ²	57	5	-7.2	2.2	-2.9	-5.0	8.8	-4.7
Paper and plastics products wholesaling ²	57	6	3.3	0.1	0.2	-0.5	-2.5	1.9
Food wholesaling ²	57	8101	-0.2	3.2	2.5	-2.5	0.6	-1.5
Automotive parts, including tires, retailing ²	58	6102	2.0	-3.8	0.8	1.6	0.1	0.7
Hardware, building material, and supplies retailing.....	58	D	1.7	-2.6	0.7	4.5	6.8	4.5
Transportation and warehousing services for intermediate demand.....	ID6	32	-2.7	-1.1	-0.4	0.0	0.6	-0.2
Rail transportation of freight and mail ²	30	11	-0.9	-0.2	-0.9	-0.4	-0.1	0.4
Truck transportation of freight ²	30	12	-9.6	-3.0	-0.5	-0.7	-0.8	1.6
Water transportation of freight ²	30	13	-1.6	0.2	5.6	-2.1	-1.8	1.7
Air transportation of freight ²	30	14	-7.4	0.4	-1.4	-0.8	1.0	0.9
U.S. Postal Service ²	30	1601	9.0	0.0	0.0	0.0	3.8	0.0
Courier and messenger services, except air mail.....	30	1602	4.4	0.1	0.6	0.1	0.6	1.1
Air mail and package delivery services, excluding by USPS.....	30	1603	3.6	0.0	-0.8	-0.5	0.6	3.2
Pipeline transportation ²	30	17	5.3	-1.1	0.2	-1.2	3.8	0.1
Transportation of passengers (partial).....	30	2	3.9	-3.1	-1.0	2.0	1.6	1.3
Services related to water transportation.....	31	1	2.1	-0.1	1.4	-0.4	0.0	0.2
Arrangement of freight and cargo ²	31	31	-42.8	-4.1	-2.0	3.3	-2.2	-15.0
Warehousing, storage, and related services ²	32	1	8.5	0.1	-3.1	-1.5	1.4	-1.1
Services less trade, transportation, and warehousing for intermediate demand.....	ID6	31	6.6	1.0	0.4	0.2	0.2	0.3
Network compensation from broadcast TV, cable TV, radio ²	35	-	0.5	0.0	0.2	-0.3	0.0	0.0
Advertising space sales in periodicals and newspapers ²	36	11	2.9	0.0	0.0	0.0	0.0	0.0
Advertising space sales in directories and mail lists ²	36	12	9.7	0.0	0.0	0.0	0.0	0.0
Television advertising time sales.....	36	2	-20.3	2.8	-0.9	-2.1	-1.1	-8.2
Radio advertising time sales.....	36	3	-2.8	-1.2	6.0	-2.7	-7.3	4.8
Internet advertising sales ²	36	6	-	6.7	0.0	0.0	-0.2	0.0
Business wired telecommunication services ²	37	12	2.9	0.7	0.0	-0.6	1.1	0.5
Wireless telecommunication services.....	37	2	0.5	0.1	0.6	0.2	0.1	-1.1
Cable and satellite subscriber services.....	37	3	11.4	0.7	0.2	1.1	-0.1	1.1
Bundled wired telecommunication access services ²	37	5	6.8	0.0	-1.5	0.0	-0.3	1.5
Data processing and related services ²	38	1	2.0	-0.1	0.1	0.3	0.3	0.1
Business loans (partial).....	39	11	41.9	2.7	3.4	-1.9	-1.9	-1.7

See footnotes at end of table.

Table 2. Producer price index percentage changes for selected commodity groupings by Final Demand-Intermediate Demand category, seasonally adjusted — Continued
 [August 2023]

Grouping	Commodity code		Unadjusted 12-month percent change ¹	Seasonally adjusted 1-month percent change ¹				
	Group code	Item code		Aug. 2022 to Aug. 2023 ^P	Mar. to Apr.	Apr. to May ^P	May to June ^P	June to July ^P
Deposit services (partial) ²	39	2	20.9	0.6	0.1	5.6	-0.6	-2.3
Other credit intermediation, incl. trust services (partial) ²	39	3	3.8	0.2	1.3	0.0	0.0	2.6
Securities brokerage, dealing, investment advice, and related services ²	40	1	27.1	-0.4	3.2	0.0	1.6	1.6
Portfolio management ²	40	2	8.0	4.3	-3.0	-0.3	7.3	0.5
Investment banking ²	40	3	9.2	-0.8	1.4	-0.4	-0.1	1.9
Life insurance ²	41	1101	-1.1	0.0	-0.5	0.0	-0.3	0.0
Health and medical insurance.....	41	1103	3.3	0.2	0.0	0.2	0.0	0.5
Property and casualty insurance ²	41	1104	7.0	0.6	0.5	2.1	0.1	0.2
Annuities ²	41	2	0.3	0.3	0.0	-0.1	0.5	0.0
Commissions from sales of insurance ²	42	1	0.3	0.0	0.0	0.0	-0.5	0.0
Nonresidential real estate rents ²	43	11	2.4	2.5	0.3	1.5	-0.9	3.6
Nonresidential property sales and leases ²	43	12	-2.1	-0.4	-0.3	0.3	-0.6	0.3
Residential property management fees ²	43	22	1.6	0.5	0.7	-0.2	0.8	0.1
Passenger car rental.....	44	1	-6.1	2.6	-3.1	-2.7	0.5	1.0
Truck, utility trailer, and RV rental and leasing ²	44	2	-0.8	0.2	-1.4	2.3	-0.9	-0.4
Construction, mining, and forestry machinery and equipment rental and leasing ²	44	3	3.1	0.2	0.2	-0.2	0.1	-0.1
Legal services.....	45	1	6.1	0.2	-0.2	0.3	0.7	0.2
Accounting services (partial).....	45	2	8.3	0.9	0.1	-0.5	2.2	0.6
Architectural and engineering services.....	45	3	3.1	0.7	0.3	0.2	0.3	0.1
Management, scientific, and technical consulting services.....	45	4	2.8	2.3	-0.7	2.9	-1.5	0.1
Advertising and related services (partial) ²	45	5	0.9	0.0	0.3	-0.1	0.0	0.0
Permanent placement services ²	46	1	1.5	2.4	-1.0	-0.5	0.4	-0.1
Executive search services ²	46	2	8.6	-0.7	-0.5	1.1	0.3	4.9
Staffing services.....	46	3	0.5	0.7	0.0	-0.3	-0.1	-0.2
Security guard services ²	48	1	10.7	0.1	2.1	0.1	0.2	3.2
Janitorial services ²	49	1	2.0	0.9	-0.2	0.0	-0.1	0.0
Waste collection.....	50	1	9.4	1.1	0.7	0.5	-0.1	0.2
Traveler accommodation services.....	53	11	6.0	1.1	-3.0	2.4	0.3	0.5
Commercial and industrial machinery and equipment repair and maintenance.....	55	1	6.1	1.9	-0.4	0.1	0.9	0.0
Aircraft repair and maintenance.....	55	4	4.9	0.4	0.2	0.2	0.5	0.4
Metal treatment services ²	59	1	5.0	0.7	0.6	-0.2	0.9	0.2
Construction for intermediate demand.....	ID6	4	4.6	0.1	1.4	0.1	0.3	0.3
Maintenance and repair of non-residential buildings (partial) ²	80	2	4.6	0.1	1.4	0.1	0.3	0.3
Intermediate Demand by Production Flow								
Stage 4 intermediate demand.....	ID5	4	2.3	0.3	-0.2	-0.1	0.4	0.6
Stage 4 intermediate demand goods.....	ID5	9411	-0.8	-0.2	-0.5	0.0	-0.1	0.6
Grains.....	01	2	-23.1	2.7	-5.5	1.9	-8.7	-2.8
Meats.....	02	21	7.2	-3.2	1.9	0.9	5.0	-2.4
Unprocessed and packaged fish.....	02	23	-2.6	-1.4	1.3	-1.9	0.6	-1.1
Dairy products.....	02	3	-9.7	-0.2	-1.3	-2.2	-1.5	1.9
Commercial electric power.....	05	42	4.1	0.0	0.8	0.8	-0.1	0.0
Industrial electric power.....	05	43	5.0	-1.6	2.2	0.8	-0.8	0.1
Gasoline.....	05	71	1.7	8.1	-13.6	3.1	0.3	20.0
No. 2 diesel fuel.....	05	7303	-14.4	-3.6	-13.6	-5.5	-5.7	41.1
Basic organic chemicals.....	06	14	-16.6	-0.3	-2.1	-2.1	-2.6	-1.2
Prepared paint ²	06	21	0.6	0.2	0.1	0.0	-0.2	0.0
Medicinal and botanical chemicals ²	06	31	0.6	0.1	0.0	-0.1	0.0	-0.4
Biological products, including diagnostics.....	06	37	5.2	0.7	-0.4	0.3	1.2	0.1
Pharmaceutical preparations.....	06	38	2.8	0.3	0.0	0.1	0.4	0.4
Plastic construction products ²	07	21	-5.2	-0.2	-0.9	-0.8	0.0	-0.2
Unsupported plastic film, sheet, and other shapes ²	07	22	-8.8	0.5	-0.3	-1.6	-1.6	-1.0
Parts for manufacturing from plastics ²	07	26	-2.2	-0.4	-0.4	-0.2	-0.1	-0.1
Plastic packaging products ²	07	2A	-6.0	0.0	0.1	-0.4	-0.3	-0.3
Lumber.....	08	1	-17.3	3.3	-1.7	1.6	4.8	-4.2
Millwork.....	08	2	-6.6	-1.2	-0.4	-0.3	-0.1	-0.9
Paper boxes and containers ²	09	1503	-1.8	-0.5	0.6	-1.1	-0.3	-0.7
Commercial printing ²	09	47	4.8	-0.3	0.3	0.0	0.0	0.2
Steel mill products ²	10	17	-14.8	3.6	5.3	-0.4	-4.7	-0.5
Nonferrous wire and cable ²	10	26	0.8	0.0	-1.6	-1.7	0.2	1.0
Fabricated structural metal products.....	10	7	-1.5	0.1	-0.5	-0.6	0.4	0.1
Other miscellaneous metal products ²	10	89	2.6	0.1	-0.1	0.4	0.2	-0.5
Air conditioning and refrigeration equipment.....	11	48	4.4	0.0	0.9	-0.9	0.5	0.5
Wiring devices ²	11	71	11.9	-0.3	0.2	0.6	0.0	0.6

See footnotes at end of table.

Table 2. Producer price index percentage changes for selected commodity groupings by Final Demand-Intermediate Demand category, seasonally adjusted — Continued
[August 2023]

Grouping	Commodity code		Unadjusted 12-month percent change ¹	Seasonally adjusted 1-month percent change ¹				
	Group code	Item code		Mar. to Apr.	Apr. to May ^P	May to June ^P	June to July ^P	July to Aug. ^P
Electronic components and accessories.....	11	78	0.6	-0.2	-1.1	0.2	0.2	0.1
Miscellaneous electrical machinery and equipment ²	11	79	2.0	0.0	0.1	0.1	0.8	0.0
Internal combustion engines ²	11	94	6.8	0.3	0.0	0.1	1.8	0.0
Machine shop products ²	11	95	4.6	0.2	0.5	0.2	0.1	0.1
Concrete ingredients and related products.....	13	2	9.0	-0.3	0.4	0.5	0.4	0.5
Concrete products.....	13	3	8.7	0.1	1.2	0.2	0.1	0.5
Prepared asphalt, tar roofing and siding products ²	13	61	3.2	2.4	0.5	1.9	1.0	-1.2
Paving mixtures and blocks.....	13	94	-1.3	-1.0	-1.9	-1.1	-0.6	1.0
Motor vehicle parts ²	14	12	1.3	0.2	0.2	-0.1	0.2	0.0
Aircraft engines and engine parts.....	14	23	2.9	0.3	0.1	0.0	0.4	0.1
Aircraft parts and auxiliary equipment, n.e.c.....	14	25	5.5	0.0	0.1	0.0	0.1	0.0
Medical, surgical and personal aid devices.....	15	6	2.8	-0.2	0.1	0.6	-0.1	0.2
Stage 4 intermediate demand services.....	ID5	9412	5.3	0.7	0.2	-0.1	0.8	0.5
Truck transportation of freight ²	30	12	-9.6	-3.0	-0.5	-0.7	-0.8	1.6
Courier, messenger, and U.S. postal services.....	30	16	6.0	0.0	0.1	-0.1	1.7	1.2
Airline passenger services.....	30	22	4.0	-3.1	-1.0	2.0	1.6	1.3
Warehousing, storage, and related services ²	32	1	8.5	0.1	-3.1	-1.5	1.4	-1.1
Advertising space sales in periodicals and newspapers ²	36	11	2.9	0.0	0.0	0.0	0.0	0.0
Data processing and related services ²	38	1	2.0	-0.1	0.1	0.3	0.3	0.1
Business loans (partial).....	39	11	41.9	2.7	3.4	-1.9	-1.9	-1.7
Deposit services (partial) ²	39	2	20.9	0.6	0.1	5.6	-0.6	-2.3
Securities brokerage, dealing, investment advice, and related services ²	40	1	27.1	-0.4	3.2	0.0	1.6	1.6
Portfolio management ²	40	2	8.0	4.3	-3.0	-0.3	7.3	0.5
Investment banking ²	40	3	9.2	-0.8	1.4	-0.4	-0.1	1.9
Insurance.....	41	11	4.1	0.4	0.1	1.0	-0.2	0.3
Annuities ²	41	2	0.3	0.3	0.0	-0.1	0.5	0.0
Nonresidential real estate rents ²	43	11	2.4	2.5	0.3	1.5	-0.9	3.6
Nonresidential property sales and leases ²	43	12	-2.1	-0.4	-0.3	0.3	-0.6	0.3
Nonresidential property management fees ²	43	13	10.4	1.5	-0.1	0.3	2.7	0.6
Residential property management fees ²	43	22	1.6	0.5	0.7	-0.2	0.8	0.1
Construction, mining, and forestry machinery and equipment rental and leasing ²	44	3	3.1	0.2	0.2	-0.2	0.1	-0.1
Legal services.....	45	1	6.1	0.2	-0.2	0.3	0.7	0.2
Advertising agency services ²	45	51	0.9	0.0	0.3	-0.1	0.0	0.0
Accounting services (partial).....	45	2	8.3	0.9	0.1	-0.5	2.2	0.6
Architectural and engineering services.....	45	3	3.1	0.7	0.3	0.2	0.3	0.1
Management, scientific, and technical consulting services.....	45	4	2.8	2.3	-0.7	2.9	-1.5	0.1
Staffing services.....	46	3	0.5	0.7	0.0	-0.3	-0.1	-0.2
Janitorial services ²	49	1	2.0	0.9	-0.2	0.0	-0.1	0.0
Commercial and industrial machinery and equipment repair and maintenance.....	55	1	6.1	1.9	-0.4	0.1	0.9	0.0
Machinery and equipment parts and supplies wholesaling ²	57	1102	8.7	-2.7	2.8	-1.8	0.7	2.2
Building materials, paint, and hardware wholesaling.....	57	3	-7.8	-1.7	-0.9	-0.1	-1.0	1.4
Metals, minerals, and ores wholesaling ²	57	4	-1.1	2.1	-9.8	-1.7	-3.7	-2.9
Chemicals and allied products wholesaling ²	57	5	-7.2	2.2	-2.9	-5.0	8.8	-4.7
Paper and plastics products wholesaling ²	57	6	3.3	0.1	0.2	-0.5	-2.5	1.9
Food and alcohol wholesaling ²	57	8	0.5	2.8	2.2	-2.3	0.5	-1.3
Hardware and building materials and supplies retailing.....	58	D	1.7	-2.6	0.7	4.5	6.8	4.5
Metal treatment services ²	59	1	5.0	0.7	0.6	-0.2	0.9	0.2
Stage 3 intermediate demand.....	ID5	3	-4.5	-0.2	-1.4	-0.2	-0.5	0.9
Stage 3 intermediate demand goods.....	ID5	9311	-10.7	-1.2	-2.9	-0.2	-1.5	2.5
Slaughter cattle.....	01	31	28.1	8.0	-0.5	6.0	2.4	1.6
Slaughter hogs.....	01	32	-27.6	-8.0	-4.9	12.2	8.5	-2.4
Slaughter poultry.....	01	4	-17.8	-0.5	-0.7	-1.8	-7.2	-0.9
Raw milk.....	01	6	-31.3	-3.8	-5.9	-6.3	-0.4	-3.4
Commercial electric power.....	05	42	4.1	0.0	0.8	0.8	-0.1	0.0
Industrial electric power.....	05	43	5.0	-1.6	2.2	0.8	-0.8	0.1
Gasoline.....	05	71	1.7	8.1	-13.6	3.1	0.3	20.0
Jet fuel ²	05	7203	-12.8	-12.7	-11.6	1.8	4.6	23.6
No. 2 diesel fuel.....	05	7303	-14.4	-3.6	-13.6	-5.5	-5.7	41.1
Finished lubricants ²	05	76	4.5	-0.9	0.1	1.3	-0.3	-0.1
Lubricating oil base stocks ²	05	78	-36.9	-2.0	-12.7	1.6	-1.7	-0.5
Asphalt.....	05	8102	-34.6	9.7	4.6	-0.3	-5.8	-1.0
Basic inorganic chemicals ²	06	13	-6.5	-1.6	-1.6	-1.2	-3.5	-1.4
Basic organic chemicals.....	06	14	-16.6	-0.3	-2.1	-2.1	-2.6	-1.2
Paints and allied products ²	06	2	0.8	0.1	0.4	0.2	-0.9	0.0

See footnotes at end of table.

Table 2. Producer price index percentage changes for selected commodity groupings by Final Demand-Intermediate Demand category, seasonally adjusted — Continued
 [August 2023]

Grouping	Commodity code		Unadjusted 12-month percent change ¹	Seasonally adjusted 1-month percent change ¹				
	Group code	Item code		Aug. 2022 to Aug. 2023 ^P	Mar. to Apr.	Apr. to May ^P	May to June ^P	June to July ^P
Agricultural chemicals and chemical products.....	06	5	-26.0	-4.5	-3.3	-3.5	-3.5	1.3
Plastic resins and materials.....	06	6	-13.4	2.3	-1.7	-2.5	-4.3	-1.4
Synthetic rubber ²	07	1102	-18.3	1.2	-1.0	-2.8	-5.6	0.1
Unsupported plastic film, sheet, and other shapes ²	07	22	-8.8	0.5	-0.3	-1.6	-1.6	-1.0
Paper ²	09	13	0.5	0.8	-0.6	-0.3	-0.8	0.0
Paperboard ²	09	14	-4.8	-0.8	-0.1	-0.3	-0.9	-0.4
Converted paper and paperboard products ²	09	15	1.1	0.0	0.2	-0.4	-0.1	-0.6
Commercial printing ²	09	47	4.8	-0.3	0.3	0.0	0.0	0.2
Foundry and forge shop products ²	10	15	1.5	0.8	-0.3	-0.2	-0.9	0.0
Steel mill products ²	10	17	-14.8	3.6	5.3	-0.4	-4.7	-0.5
Nonferrous mill shapes ²	10	25	-1.9	-1.1	-0.3	-1.1	-1.1	-0.4
Nonferrous foundry shop products.....	10	28	3.8	0.8	-0.2	-0.1	0.2	0.3
Metal containers ²	10	3	-3.5	0.2	0.3	-0.1	0.0	-1.6
Structural, architectural, and pre-engineered metal products.....	10	74	-4.0	0.2	-0.8	-1.1	0.2	-0.2
Bolts, nuts, screws, rivets, and washers ²	10	81	4.6	0.4	0.8	0.6	0.8	-0.4
Other miscellaneous metal products ²	10	89	2.6	0.1	-0.1	0.4	0.2	-0.5
General purpose machinery and equipment.....	11	4	5.9	0.9	0.5	-0.1	0.1	0.3
Electrical machinery and equipment.....	11	7	3.0	0.1	-0.2	0.4	0.3	0.3
Construction sand, gravel, and crushed stone.....	13	21	8.2	0.0	0.1	0.8	0.2	0.7
Cement.....	13	22	11.0	-1.3	1.1	-0.1	0.8	0.1
Motor vehicle parts ²	14	12	1.3	0.2	0.2	-0.1	0.2	0.0
Aircraft and aircraft equipment.....	14	2	4.1	0.4	0.4	0.2	0.2	0.0
Stage 3 intermediate demand services.....	ID5	9312	1.7	0.7	-0.1	-0.2	0.3	-0.5
Rail transportation of freight and mail ²	30	11	-0.9	-0.2	-0.9	-0.4	-0.1	0.4
Courier, messenger, and U.S. postal services.....	30	16	6.0	0.0	0.1	-0.1	1.7	1.2
Arrangement of freight and cargo ²	31	31	-42.8	-4.1	-2.0	3.3	-2.2	-15.0
Freight forwarding ²	31	3201	-1.4	0.5	0.0	0.0	0.0	0.0
Warehousing, storage, and related services ²	32	1	8.5	0.1	-3.1	-1.5	1.4	-1.1
Advertising space sales in periodicals, newspapers, directories, and mailing lists ²	36	1	4.0	0.0	0.0	0.0	0.0	0.0
Wired telephone services ²	37	1	3.9	0.8	0.5	-0.3	0.5	0.4
Bundled wired telecommunications access services ²	37	5	6.8	0.0	-1.5	0.0	-0.3	1.5
Data processing and related services ²	38	1	2.0	-0.1	0.1	0.3	0.3	0.1
Business loans (partial).....	39	11	41.9	2.7	3.4	-1.9	-1.9	-1.7
Deposit services (partial) ²	39	2	20.9	0.6	0.1	5.6	-0.6	-2.3
Securities brokerage, dealing, investment advice, and related services ²	40	1	27.1	-0.4	3.2	0.0	1.6	1.6
Insurance.....	41	11	4.1	0.4	0.1	1.0	-0.2	0.3
Nonresidential real estate rents ²	43	11	2.4	2.5	0.3	1.5	-0.9	3.6
Legal services.....	45	1	6.1	0.2	-0.2	0.3	0.7	0.2
Accounting services (partial).....	45	2	8.3	0.9	0.1	-0.5	2.2	0.6
Architectural and engineering services.....	45	3	3.1	0.7	0.3	0.2	0.3	0.1
Management, scientific, and technical consulting services.....	45	4	2.8	2.3	-0.7	2.9	-1.5	0.1
Advertising agency services ²	45	51	0.9	0.0	0.3	-0.1	0.0	0.0
Staffing services.....	46	3	0.5	0.7	0.0	-0.3	-0.1	-0.2
Aircraft repair maintenance.....	55	4	4.9	0.4	0.2	0.2	0.5	0.4
Machinery and equipment parts and supplies wholesaling ²	57	1102	8.7	-2.7	2.8	-1.8	0.7	2.2
Building materials, paint, and hardware wholesaling.....	57	3	-7.8	-1.7	-0.9	-0.1	-1.0	1.4
Metals, minerals, and ores wholesaling ²	57	4	-1.1	2.1	-9.8	-1.7	-3.7	-2.9
Chemicals and allied products wholesaling ²	57	5	-7.2	2.2	-2.9	-5.0	8.8	-4.7
Paper and plastics products wholesaling ²	57	6	3.3	0.1	0.2	-0.5	-2.5	1.9
Food wholesaling ²	57	8101	-0.2	3.2	2.5	-2.5	0.6	-1.5
Metal treatment services ²	59	1	5.0	0.7	0.6	-0.2	0.9	0.2
Stage 2 intermediate demand.....	ID5	2	-10.1	0.9	-1.4	-1.0	1.7	0.7
Stage 2 intermediate demand goods.....	ID5	9211	-24.0	1.2	-4.0	-2.2	4.0	2.2
Corn.....	01	2202	-26.1	2.4	-6.0	3.4	-10.7	-2.0
Oilseeds.....	01	83	-11.8	0.5	-1.2	-6.9	9.0	-4.3
Prepared animal feeds.....	02	9	-3.5	-1.4	-2.2	-0.9	2.1	0.3
Coal.....	05	1	-4.3	1.7	-2.9	0.8	3.5	0.8
Natural gas ²	05	31	-77.7	-22.8	-2.0	2.2	19.6	-6.3
Liquefied petroleum gas ²	05	32	-41.1	-3.1	-17.4	-6.1	26.2	6.0
Crude petroleum ²	05	61	-12.5	11.2	-9.8	-4.2	8.7	8.9
No. 2 diesel fuel.....	05	7303	-14.4	-3.6	-13.6	-5.5	-5.7	41.1
Industrial chemicals.....	06	1	-15.1	-0.5	-2.0	-1.9	-2.8	-1.2
Plastic resins and materials.....	06	6	-13.4	2.3	-1.7	-2.5	-4.3	-1.4
Plastic products ²	07	2	-4.0	0.1	-0.2	-0.6	-0.4	-0.2
Logs, bolts, timber, pulpwood, and wood chips ²	08	5	-3.0	-0.7	0.0	0.1	-0.5	0.5

See footnotes at end of table.

Table 2. Producer price index percentage changes for selected commodity groupings by Final Demand-Intermediate Demand category, seasonally adjusted — Continued
 [August 2023]

Grouping	Commodity code		Unadjusted 12-month percent change ¹	Seasonally adjusted 1-month percent change ¹				
	Group code	Item code		Aug. 2022 to Aug. 2023 ^P	Mar. to Apr.	Apr. to May ^P	May to June ^P	June to July ^P
Paper ²	09	13	0.5	0.8	-0.6	-0.3	-0.8	0.0
Paperboard, excluding corrugated paperboard ²	09	1411	-3.8	-0.6	0.0	-0.7	-0.8	-0.5
Commercial printing ²	09	47	4.8	-0.3	0.3	0.0	0.0	0.2
Iron and steel scrap.....	10	12	1.8	6.0	-6.0	-10.8	4.5	6.4
Steel mill products ²	10	17	-14.8	3.6	5.3	-0.4	-4.7	-0.5
Nonferrous mill shapes ²	10	25	-1.9	-1.1	-0.3	-1.1	-1.1	-0.4
Electrical machinery and equipment.....	11	7	3.0	0.1	-0.2	0.4	0.3	0.3
Electronic components and accessories.....	11	78	0.6	-0.2	-1.1	0.2	0.2	0.1
Stage 2 intermediate demand services.....	ID5	9212	4.9	0.7	0.6	-0.2	0.1	-0.4
Rail transportation of freight and mail ²	30	11	-0.9	-0.2	-0.9	-0.4	-0.1	0.4
Truck transportation of freight ²	30	12	-9.6	-3.0	-0.5	-0.7	-0.8	1.6
U.S. Postal Service ²	30	1601	9.0	0.0	0.0	0.0	3.8	0.0
Courier and messenger services, except air.....	30	1602	4.4	0.1	0.6	0.1	0.6	1.1
Air mail and package delivery services, excluding by USPS.....	30	1603	3.6	0.0	-0.8	-0.5	0.6	3.2
Pipeline transportation ²	30	17	5.3	-1.1	0.2	-1.2	3.8	0.1
Airline passenger services.....	30	22	4.0	-3.1	-1.0	2.0	1.6	1.3
Arrangement of freight and cargo ²	31	31	-42.8	-4.1	-2.0	3.3	-2.2	-15.0
Television advertising time sales.....	36	21	-20.3	2.8	-0.9	-2.1	-1.1	-8.2
Wireless telecommunication services.....	37	2	0.5	0.1	0.6	0.2	0.1	-1.1
Data processing and related services ²	38	1	2.0	-0.1	0.1	0.3	0.3	0.1
Securities brokerage, dealing, investment advice, and related services ²	40	1	27.1	-0.4	3.2	0.0	1.6	1.6
Portfolio management ²	40	2	8.0	4.3	-3.0	-0.3	7.3	0.5
Investment banking ²	40	31	9.2	-0.8	1.4	-0.4	-0.1	1.9
Insurance.....	41	11	4.1	0.4	0.1	1.0	-0.2	0.3
Commissions from sales of insurance ²	42	11	0.3	0.0	0.0	0.0	-0.5	0.0
Legal services.....	45	1	6.1	0.2	-0.2	0.3	0.7	0.2
Accounting services (partial).....	45	2	8.3	0.9	0.1	-0.5	2.2	0.6
Management, scientific, and technical consulting services.....	45	4	2.8	2.3	-0.7	2.9	-1.5	0.1
Advertising agency services ²	45	51	0.9	0.0	0.3	-0.1	0.0	0.0
Staffing services.....	46	3	0.5	0.7	0.0	-0.3	-0.1	-0.2
Security guard services ²	48	1	10.7	0.1	2.1	0.1	0.2	3.2
Janitorial services ²	49	1	2.0	0.9	-0.2	0.0	-0.1	0.0
Traveler accommodation services.....	53	1	6.0	1.1	-3.0	2.4	0.3	0.5
Commercial and industrial machinery and equipment repair and maintenance.....	55	1	6.1	1.9	-0.4	0.1	0.9	0.0
Hardware and building materials and supplies retailing.....	58	D	1.7	-2.6	0.7	4.5	6.8	4.5
Stage 1 intermediate demand.....	ID5	1	-1.0	-0.1	-1.0	-0.2	0.1	1.6
Stage 1 intermediate demand goods.....	ID5	9111	-5.3	-0.7	-1.7	-0.7	-0.8	2.5
Prepared animal feeds.....	02	9	-3.5	-1.4	-2.2	-0.9	2.1	0.3
Commercial electric power.....	05	42	4.1	0.0	0.8	0.8	-0.1	0.0
Industrial electric power.....	05	43	5.0	-1.6	2.2	0.8	-0.8	0.1
Commercial natural gas.....	05	52	-21.9	-6.0	-6.0	-2.4	3.4	-0.2
Industrial natural gas.....	05	53	-25.5	-6.5	-6.5	-2.4	9.2	-1.3
Gasoline.....	05	71	1.7	8.1	-13.6	3.1	0.3	20.0
No. 2 diesel fuel.....	05	7303	-14.4	-3.6	-13.6	-5.5	-5.7	41.1
Industrial chemicals.....	06	1	-15.1	-0.5	-2.0	-1.9	-2.8	-1.2
Prepared paint ²	06	21	0.6	0.2	0.1	0.0	-0.2	0.0
Plastic construction products ²	07	21	-5.2	-0.2	-0.9	-0.8	0.0	-0.2
Recyclable paper ²	09	12	-51.1	6.2	2.6	1.9	-0.4	1.8
Paper ²	09	13	0.5	0.8	-0.6	-0.3	-0.8	0.0
Converted paper and paperboard products ²	09	15	1.1	0.0	0.2	-0.4	-0.1	-0.6
Iron and steel scrap.....	10	12	1.8	6.0	-6.0	-10.8	4.5	6.4
Steel mill products ²	10	17	-14.8	3.6	5.3	-0.4	-4.7	-0.5
Primary nonferrous metals ²	10	22	-1.2	0.9	3.0	-0.2	2.1	-5.7
Nonferrous scrap.....	10	23	-9.5	-0.4	3.5	-2.7	-1.9	0.3
Nonferrous wire and cable ²	10	26	0.8	0.0	-1.6	-1.7	0.2	1.0
Fabricated structural metal products.....	10	7	-1.5	0.1	-0.5	-0.6	0.4	0.1
General purpose machinery and equipment.....	11	4	5.9	0.9	0.5	-0.1	0.1	0.3
Construction sand, gravel, and crushed stone.....	13	21	8.2	0.0	0.1	0.8	0.2	0.7
Stage 1 intermediate demand services.....	ID5	9112	3.7	0.5	-0.2	0.2	0.8	0.6
Truck transportation of freight ²	30	12	-9.6	-3.0	-0.5	-0.7	-0.8	1.6
Airline passenger services.....	30	22	4.0	-3.1	-1.0	2.0	1.6	1.3
Advertising space sales in periodicals, newspapers, directories, and mailing lists ²	36	1	4.0	0.0	0.0	0.0	0.0	0.0
Business wired telecommunication services ²	37	12	2.9	0.7	0.0	-0.6	1.1	0.5
Wireless telecommunication services.....	37	2	0.5	0.1	0.6	0.2	0.1	-1.1

See footnotes at end of table.

Table 2. Producer price index percentage changes for selected commodity groupings by Final Demand-Intermediate Demand category, seasonally adjusted — Continued
 [August 2023]

Grouping	Commodity code		Unadjusted 12-month percent change ¹	Seasonally adjusted 1-month percent change ¹				
	Group code	Item code		Aug. 2022 to Aug. 2023 ^p	Mar. to Apr.	Apr. to May ^p	May to June ^p	June to July ^p
Bundled wired telecommunications access services ²	37	5	6.8	0.0	-1.5	0.0	-0.3	1.5
Business loans (partial).....	39	11	41.9	2.7	3.4	-1.9	-1.9	-1.7
Deposit services (partial) ²	39	2	20.9	0.6	0.1	5.6	-0.6	-2.3
Securities brokerage, dealing, investment advice, and related services ²	40	1	27.1	-0.4	3.2	0.0	1.6	1.6
Portfolio management ²	40	2	8.0	4.3	-3.0	-0.3	7.3	0.5
Investment banking ²	40	3	9.2	-0.8	1.4	-0.4	-0.1	1.9
Insurance.....	41	11	4.1	0.4	0.1	1.0	-0.2	0.3
Nonresidential real estate rents ²	43	11	2.4	2.5	0.3	1.5	-0.9	3.6
Architectural and engineering services.....	45	3	3.1	0.7	0.3	0.2	0.3	0.1
Management consulting services.....	45	41	2.8	2.3	-0.7	2.9	-1.5	0.1
Waste collection.....	50	1	9.4	1.1	0.7	0.5	-0.1	0.2
Traveler accommodation services.....	53	11	6.0	1.1	-3.0	2.4	0.3	0.5
Commercial and industrial machinery and equipment repair and maintenance.....	55	1	6.1	1.9	-0.4	0.1	0.9	0.0
Machinery and equipment parts and supplies wholesaling ²	57	1102	8.7	-2.7	2.8	-1.8	0.7	2.2
Building materials, paint, and hardware wholesaling.....	57	3	-7.8	-1.7	-0.9	-0.1	-1.0	1.4
Metals, minerals, and ores wholesaling ²	57	4	-1.1	2.1	-9.8	-1.7	-3.7	-2.9
Chemicals and allied products wholesaling ²	57	5	-7.2	2.2	-2.9	-5.0	8.8	-4.7
Paper and plastics products wholesaling ²	57	6	3.3	0.1	0.2	-0.5	-2.5	1.9
Hardware and building materials and supplies retailing.....	58	D	1.7	-2.6	0.7	4.5	6.8	4.5
Mining services ²	60	1	3.9	-0.7	-0.5	-0.1	0.0	-0.2

¹ All indexes are subject to revision for 4 months after their originally scheduled publication to incorporate late reports and corrections by survey respondents. In addition, seasonally adjusted indexes are subject to change for up to 5 years due to the recalculation of seasonal factors published each January.

² Seasonal tests did not indicate the presence of seasonality. Data shown is not seasonally adjusted.

³ Trade indexes measure changes in margins received by wholesalers and retailers.

p Preliminary

"-" Data not available.

NOTE: The term "(partial)" denotes incomplete coverage of the index category.

Table 3. Producer price indexes for Final Demand-Intermediate Demand groupings, seasonally adjusted
 [August 2023, Index base Nov. 2009=100, unless otherwise indicated]

Grouping	Other index base	Commodity code		Seasonally adjusted index ¹				
		Group code	Item code	Apr. 2023	May 2023 ^p	June 2023 ^p	July 2023 ^p	Aug. 2023 ^p
Final Demand								
Final demand.....		FD	4	141.023	140.537	140.424	140.980	142.026
Final demand goods.....		FD	41	143.056	140.926	140.907	141.266	144.063
Final demand foods.....		FD	411	150.979	149.437	149.159	149.783	149.044
Finished consumer foods ²	00/82	FD	4111	265.783	263.204	263.714	263.937	263.175
Finished consumer foods, crude.....	00/82	FD	411113	300.804	251.862	257.162	252.482	238.208
Finished consumer foods, processed.....	00/82	FD	411112	261.292	263.142	263.192	263.882	264.414
Government purchased foods.....		FD	4112	151.232	151.642	151.248	153.456	153.411
Foods for export.....		FD	4113	155.133	152.380	149.568	151.811	149.368
Final demand energy.....		FD	412	144.045	134.044	135.007	136.067	150.320
Finished consumer energy goods ²	00/82	FD	4121	226.576	211.458	213.919	215.629	235.177
Government purchased energy.....		FD	4122	152.314	140.075	139.197	139.416	161.892
Energy for export.....		FD	4123	132.610	122.418	120.513	122.881	141.306
Final demand goods less foods and energy.....		FD	413	140.646	140.809	140.559	140.623	140.818
Finished goods less foods and energy ²	00/82	FD	4131	246.151	246.942	247.033	247.638	248.159
Finished consumer goods less foods and energy.....	00/82	FD	41311	273.847	274.609	274.614	275.194	275.931
Nondurable consumer goods less foods and energy.....	00/82	FD	413111	354.626	355.926	356.073	356.987	358.091
Durable consumer goods.....	00/82	FD	413112	190.870	191.144	191.032	191.302	191.693
Private capital equipment.....	00/82	FD	41312	211.071	211.853	212.016	212.616	212.925
Private capital equipment for manufacturing industries.....	00/82	FD	413121	225.803	227.241	227.601	228.125	228.502
Private capital equipment for nonmanufacturing industries.....	00/82	FD	413122	206.661	207.250	207.355	207.977	208.266
Government purchased goods, excluding foods and energy.....		FD	4132	136.523	136.440	136.216	136.239	136.368
Government purchased goods excluding foods, energy, and capital equipment.....		FD	41321	146.311	146.027	145.510	145.172	145.159
Government purchased capital equipment.....		FD	41322	122.273	122.432	122.563	123.018	123.315
Goods for export, excluding foods and energy.....		FD	4133	138.182	137.921	137.147	136.737	136.771
Final demand services.....		FD	42	138.867	139.095	138.934	139.666	139.950
Final demand trade services ³		FD	423	150.740	151.755	150.059	150.869	150.359
Trade of finished goods ²		FD	4231	149.289	150.415	149.026	149.467	148.964
Trade of personal consumption goods.....		FD	42311	149.138	150.394	149.839	150.046	149.410
Trade of private capital equipment.....		FD	42312	148.263	148.800	143.739	145.206	145.300
Trade of government purchased goods.....		FD	4232	159.726	160.222	157.043	160.361	159.972
Trade of government purchased goods, excluding capital equipment.....		FD	42321	165.357	165.422	164.684	168.807	167.951
Trade of government purchased capital equipment.....		FD	42322	149.779	150.916	144.107	146.185	146.502
Trade of exports.....		FD	4233	160.969	161.124	157.069	160.426	159.807
Final demand transportation and warehousing services.....		FD	422	149.485	148.718	148.756	149.002	151.042
Transportation of passengers for final demand.....		FD	4221	135.573	134.222	136.945	139.159	140.906
Transportation of private passengers.....		FD	42211	135.574	134.226	136.943	139.153	140.897
Transportation of government passengers.....		FD	42212	135.353	134.018	136.708	138.899	140.629
Transportation of passengers for export.....		FD	42213	135.576	134.212	136.961	139.193	140.953
Transportation and warehousing of goods for final demand.....		FD	4222	154.092	153.556	152.536	152.002	154.146
Transportation and warehousing of finished goods ²		FD	42221	152.281	151.716	150.668	150.029	152.151
Transportation and warehousing of personal consumption goods.....		FD	422211	152.725	152.171	151.140	150.599	152.711
Transportation and warehousing of private capital equipment.....		FD	422212	150.483	149.872	148.757	147.718	149.880
Transportation and warehousing of government purchased goods.....		FD	42222	152.870	152.097	150.960	151.084	152.635
Transportation and warehousing of exports.....		FD	42223	159.675	159.255	158.318	157.880	160.218
Final demand services less trade, transportation, and warehousing.....		FD	421	132.362	132.377	132.817	133.563	133.987
Finished services less trade, transportation, and warehousing ²		FD	4211	132.676	132.636	133.055	133.794	134.169
Finished consumer services less trade, transportation, and warehousing.....		FD	42111	132.071	131.937	132.331	133.123	133.391
Private capital investment services less trade, transportation, and warehousing.....		FD	42112	138.501	139.205	139.820	140.154	141.364
Government purchased services less trade, transportation, and warehousing.....		FD	4212	123.329	123.402	123.894	124.634	125.322
Gov. purchased services less trade, transportation, and warehousing, excl. capital investment.....		FD	42121	123.924	123.962	124.459	125.242	125.906
Government purchased capital investment services less trade, transportation, and warehousing.....		FD	42122	108.895	109.459	109.848	109.943	110.941
Services for export less trade, transportation, and warehousing.....		FD	4213	138.975	139.715	140.400	141.267	142.092
Final demand construction.....		FD	43	176.464	176.686	176.753	174.556	174.872
Construction for private capital investment.....		FD	431	180.752	180.974	181.081	178.663	179.047
Construction for government.....		FD	432	168.449	168.674	168.657	166.911	167.087
Final Demand Special Groupings								
Final demand less exports.....	04/10	FD	49101	138.586	138.114	138.135	138.668	139.739
Final demand less government.....	04/10	FD	49102	139.094	138.678	138.576	139.122	140.012
Final demand less foods, food and nonalcoholic beverages for immediate consumption, and energy ¹	04/10	FD	49103	138.806	138.997	138.761	139.297	139.505
Final demand less foods and energy ⁴	04/10	FD	49104	138.510	138.722	138.549	139.061	139.324
Final demand less foods and food and nonalcoholic beverages for immediate consumption ⁴	04/10	FD	49105	138.720	138.241	138.084	138.653	139.783

See footnotes at end of table.

Table 3. Producer price indexes for Final Demand-Intermediate Demand groupings, seasonally adjusted — Continued

[August 2023, Index base Nov. 2009=100, unless otherwise indicated]

Grouping	Other index base	Commodity code		Seasonally adjusted index ¹				
		Group code	Item code	Apr. 2023	May 2023 ^P	June 2023 ^P	July 2023 ^P	Aug. 2023 ^P
Final demand less foods ⁴	04/10	FD	49106	138.377	137.957	137.855	138.399	139.527
Final demand less energy.....	04/10	FD	49107	138.965	139.078	138.900	139.417	139.623
Final demand less trade services.....	01/10	FD	49108	137.138	136.329	136.566	137.059	138.434
Final demand less distributive services ⁵	01/10	FD	49109	136.575	135.754	136.044	136.581	137.925
Final demand goods less energy.....	01/10	FD	49111	141.398	141.189	140.937	141.121	141.112
Final demand goods less foods.....	04/10	FD	49112	138.305	136.098	136.134	136.429	139.901
Final demand services less trade services.....	04/10	FD	49113	132.805	132.747	133.146	133.839	134.409
Final demand distributive services ⁵	04/10	FD	49114	148.212	148.967	147.408	147.998	147.901
Final demand goods plus final demand distributive services ⁵	04/10	FD	49115	143.124	142.220	141.564	142.013	143.568
Final demand less foods, energy, and trade services ⁴	08/13	FD	49116	127.559	127.568	127.770	128.181	128.613
Private and government purchased capital equipment.....	08/13	FD	49117	127.227	127.656	127.760	128.137	128.340
Private and government purchased capital investment services.....	08/13	FD	49118	132.032	132.576	130.966	131.629	132.399
Total private and government purchased capital investment.....	08/13	FD	49119	133.407	133.861	133.104	133.308	133.803
Total finished ²	01/10	FD	49201	139.579	139.180	139.226	139.758	140.675
Total finished less foods, food and nonalcoholic beverages for immediate consumption, and energy ^{2, 4}	12/10	FD	49202	138.112	138.382	138.314	138.832	139.061
Total finished less foods and energy ^{2, 4}	01/10	FD	49203	138.949	139.219	139.151	139.671	139.907
Total finished less foods and food and nonalcoholic beverages for immediate consumption ^{2, 4}	12/10	FD	49204	137.672	137.331	137.364	137.914	138.894
Total finished less foods ^{2, 4}	01/10	FD	49205	139.057	138.715	138.748	139.302	140.292
Total finished less energy ²	01/10	FD	49206	139.519	139.695	139.646	140.144	140.344
Finished goods ²	00/82	FD	49207	254.544	250.394	251.210	252.055	257.444
Finished goods less energy ²	00/82	FD	49208	250.581	250.459	250.664	251.163	251.337
Finished goods, excluding foods ^{2, 4}	00/82	FD	49209	250.926	246.375	247.269	248.276	255.263
Finished services ²	01/10	FD	49210	137.335	137.572	137.477	138.102	138.322
Private capital investment services.....	04/10	FD	49211	142.107	142.672	141.060	141.742	142.579
Finished distributive services ^{2, 5}	04/10	FD	49212	146.574	147.473	146.154	146.457	146.276
Finished services less trade services ²	04/10	FD	49213	132.687	132.593	132.982	133.675	134.165
Finished services less distributive services ^{2, 5}	04/10	FD	49214	131.872	131.804	132.271	133.038	133.440
Total private capital investment (goods, services, and construction).....	04/10	FD	49215	141.330	141.830	141.024	141.284	141.836
Finished goods plus finished distributive services ²	04/10	FD	49216	144.144	143.379	142.978	143.369	144.835
Total exports.....	04/10	FD	49301	139.839	139.313	138.348	138.987	139.738
Goods for export.....	00/82	FD	49302	234.513	232.628	230.819	230.923	232.297
Services for export.....	04/10	FD	49303	148.682	148.932	148.060	149.523	150.228
Total government purchases.....	04/10	FD	49401	135.729	134.530	134.310	134.872	137.489
Government purchased goods.....	00/82	FD	49402	231.065	225.952	225.283	225.807	235.333
Government purchased services.....	04/10	FD	49403	131.394	131.457	131.340	132.503	133.091
Total government purchased capital investment (goods, services, construction).....	08/13	FD	49404	131.413	131.736	131.017	130.921	131.230
Government purchases, defense.....	05/15	FD	49405	121.698	120.477	120.327	121.282	124.213
Government purchases, non-defense.....	05/15	FD	49406	130.672	129.573	129.340	129.669	131.914
Personal consumption.....	01/10	FD	49501	139.096	138.492	138.733	139.327	140.327
Personal consumption goods (finished consumer goods).....	00/82	FD	49502	272.995	266.686	267.786	268.737	276.348
Personal consumption goods less energy.....	00/82	FD	49503	270.920	270.220	270.447	270.872	270.955
Personal consumption goods less foods.....	00/82	FD	49504	274.143	266.291	267.637	268.891	279.998
Personal consumption nondurable goods less foods.....	00/82	FD	49508	310.570	299.087	301.086	302.778	318.669
Personal consumption services.....	04/10	FD	49505	136.083	136.268	136.408	137.022	137.147
Personal consumption less trade services.....	04/10	FD	49506	136.007	134.943	135.381	136.069	137.474
Personal consumption less distributive services ⁵	04/10	FD	49507	135.635	134.551	135.042	135.774	137.157
Personal consumption less foods and energy.....	04/14	FD	49510	127.585	127.778	127.895	128.439	128.579
Personal consumption less foods, energy, and trade services ³	04/14	FD	49511	124.551	124.452	124.761	125.411	125.772
Personal consumption less foods, energy, and distributive services ⁵	04/14	FD	49512	124.394	124.313	124.676	125.379	125.673
Personal consumption goods plus personal consumption distributive services ⁵	08/13	FD	49509	132.822	131.795	131.779	132.059	133.722
Intermediate Demand by Commodity Type								
Processed goods								
Processed goods for intermediate demand.....	00/82	ID6	1	259.507	255.563	254.271	253.393	258.758
Materials and components for manufacturing.....	00/82	ID6	11	236.740	236.340	234.691	232.674	232.077
Materials for manufacturing.....		ID6	111	148.359	148.001	146.361	144.262	143.687
Materials for food manufacturing.....	00/82	ID6	1111	252.124	247.182	243.306	245.104	246.962
Materials for nondurable manufacturing.....	00/82	ID6	1112	274.019	269.952	265.507	260.754	258.951
Materials for durable manufacturing.....	00/82	ID6	1113	285.236	290.680	289.736	284.266	282.737
Components for manufacturing.....	00/82	ID6	112	187.818	187.726	187.700	187.860	187.812
Components for nondurable manufacturing.....		ID6	1121	147.657	147.361	146.595	145.894	145.402
Components for durable manufacturing.....		ID6	1122	132.481	132.426	132.442	132.593	132.580
Materials and components for construction.....	00/82	ID6	12	350.736	350.712	350.375	351.325	351.245
Materials for construction.....		ID6	121	165.969	166.263	166.253	166.979	166.791
Components for construction.....		ID6	122	179.006	178.735	178.436	178.688	178.774
Processed fuels and lubricants for intermediate demand.....	00/82	ID6	13	251.772	234.198	232.878	232.246	260.370
Processed fuels and lubricants to manufacturing industries.....	00/82	ID6	131	255.134	243.585	243.681	241.307	257.448

See footnotes at end of table.

Table 3. Producer price indexes for Final Demand-Intermediate Demand groupings, seasonally adjusted — Continued

[August 2023, Index base Nov. 2009=100, unless otherwise indicated]

Grouping	Other index base	Commodity code		Seasonally adjusted index ¹				
		Group code	Item code	Apr. 2023	May 2023 ^P	June 2023 ^P	July 2023 ^P	Aug. 2023 ^P
Processed fuels and lubricants to nonmanufacturing industries.....	00/82	ID6	132	251.005	231.502	229.726	229.648	261.611
Containers for intermediate demand.....	00/82	ID6	14	310.548	311.602	310.180	309.475	307.293
Supplies for intermediate demand.....	00/82	ID6	15	252.382	251.452	250.704	251.292	251.321
Supplies to manufacturing industries.....	00/82	ID6	151	247.649	247.433	246.840	246.330	245.708
Supplies to nonmanufacturing industries.....	00/82	ID6	152	251.114	250.080	249.315	250.068	250.197
Supplies to nonmanufacturing industries, feeds.....	00/82	ID6	1521	241.308	234.288	232.257	239.335	240.940
Supplies to nonmanufacturing industries, other than feeds.....	00/82	ID6	1522	254.408	254.144	253.547	253.475	253.411
Unprocessed goods								
Unprocessed goods for intermediate demand.....	00/82	ID6	2	258.407	244.758	242.280	248.149	251.390
Unprocessed foodstuffs and feedstuffs.....	00/82	ID6	21	233.512	222.705	225.026	223.293	218.262
Unprocessed nonfood materials.....	00/82	ID6	22	265.251	250.125	244.252	255.414	264.553
Unprocessed nonfood materials except fuel.....	00/82	ID6	221	343.290	321.848	312.112	321.320	337.513
Unprocessed nonfood materials except fuel to manufacturing industries.....	00/82	ID6	2211	318.362	297.540	287.973	296.884	312.496
Unprocessed nonfood materials except fuel to nonmanufacturing industries.....	00/82	ID6	2212	346.354	346.464	349.100	349.764	352.324
Unprocessed fuel.....	00/82	ID6	222	105.030	102.567	104.279	118.601	113.967
Unprocessed fuel to manufacturing industries.....	00/82	ID6	2221	214.753	208.750	210.757	222.164	221.911
Unprocessed fuel to nonmanufacturing industries.....	00/82	ID6	2222	101.843	99.509	101.253	116.147	111.135
Services								
Services for intermediate demand.....		ID6	3	145.264	145.459	145.449	146.108	146.311
Trade services for intermediate demand ⁵		ID6	33	171.745	171.088	169.648	172.033	171.587
Trade services for manufacturing industries.....	12/12	ID6	331	158.901	157.623	155.158	156.878	156.026
Trade services for nonmanufacturing industries.....	12/12	ID6	332	150.934	150.996	150.817	153.379	153.409
Transportation and warehousing services for intermediate demand.....		ID6	32	154.569	153.876	153.857	154.854	154.488
Transportation of passengers for intermediate demand.....		ID6	321	135.416	134.082	136.771	138.961	140.690
Transportation of passengers for manufacturing industries.....		ID6	3211	135.552	134.190	136.937	139.168	140.926
Transportation of passengers for nonmanufacturing industries.....		ID6	3212	135.461	134.130	136.812	138.998	140.724
Transportation and warehousing of goods for intermediate demand.....		ID6	322	156.681	156.046	155.773	156.660	156.096
Transportation and warehousing of goods for manufacturing industries.....	12/12	ID6	3221	129.783	129.567	128.586	128.541	129.856
Transportation and warehousing of goods for nonmanufacturing industries.....	12/12	ID6	3222	140.083	139.426	139.400	140.419	139.399
Services less trade, transportation, and warehousing for intermediate demand.....		ID6	31	136.491	137.029	137.331	137.549	137.995
Services less trade, transportation, and warehousing for manufacturing industries.....		ID6	311	127.806	128.043	128.015	128.426	128.734
Services less trade, transportation, and warehousing for nonmanufacturing industries.....		ID6	312	136.768	137.317	137.630	137.841	138.292
Construction								
Construction for intermediate demand.....		ID6	4	143.439	145.429	145.583	145.978	146.365
Intermediate Demand by Commodity Type Special Groupings								
Processed materials less foods and feeds.....	00/82	ID6	9111	260.823	256.946	255.801	254.521	260.267
Processed foods and feeds.....	00/82	ID6	9112	246.909	242.312	239.584	242.637	244.244
Processed energy goods.....	00/82	ID6	9113	252.941	235.285	233.954	233.321	261.585
Processed materials less energy.....	00/82	ID6	9118	258.029	257.544	256.278	255.350	254.934
Processed materials less foods and energy.....	00/82	ID6	9115	258.964	259.011	257.938	256.497	255.819
Intermediate distributive services ⁶	04/10	ID6	9116	162.757	162.119	161.201	162.907	162.417
Processed goods plus intermediate distributive services.....	04/10	ID6	9117	146.917	145.180	144.420	144.534	146.527
Unprocessed materials less agricultural products.....	00/82	ID6	9211	266.078	250.766	243.664	258.814	269.189
Unprocessed energy materials ⁷	00/82	ID6	9212	197.293	181.521	176.666	194.142	204.687
Unprocessed materials less energy.....	00/82	ID6	9213	291.683	280.750	280.376	275.933	272.902
Unprocessed nonfood materials less energy ⁸	00/82	ID6	9216	465.233	454.250	445.450	432.651	435.973
Intermediate Demand by Production Flow								
Stage 4 Intermediate Demand								
Stage 4 intermediate demand.....		ID5	4	147.858	147.635	147.521	148.051	148.919
Inputs to stage 4 goods producers.....		ID5	41	146.517	146.428	145.841	145.706	145.671
Goods.....		ID5	411	140.255	139.988	139.833	139.380	139.176
Foods.....		ID5	4111	152.288	149.031	148.485	146.461	147.240
Energy.....		ID5	4112	152.748	136.867	142.419	141.956	149.246
Goods excluding foods and energy.....		ID5	4113	138.405	138.740	138.592	138.380	137.957
Services.....		ID5	412	167.361	167.865	165.840	166.764	167.286
Trade services.....		ID5	4123	179.357	180.163	177.090	178.293	178.855
Transportation and warehousing services.....		ID5	4122	135.797	134.788	134.633	134.694	135.968
Transportation of passengers.....		ID5	41221	135.575	134.212	136.961	139.192	140.952
Transportation and warehousing of goods.....		ID5	41222	144.832	143.826	143.090	142.726	143.989
Services less trade, transportation, and warehousing.....		ID5	4121	129.180	129.255	129.809	130.127	130.257
Inputs to stage 4 services producers.....		ID5	42	144.450	144.482	144.560	145.501	146.595

See footnotes at end of table.

Table 3. Producer price indexes for Final Demand-Intermediate Demand groupings, seasonally adjusted — Continued

[August 2023, Index base Nov. 2009=100, unless otherwise indicated]

Grouping	Other index base	Commodity code		Seasonally adjusted index ¹				
		Group code	Item code	Apr. 2023	May 2023 ^P	June 2023 ^P	July 2023 ^P	Aug. 2023 ^P
Goods.....		ID5	421	145.716	144.663	144.717	144.911	146.637
Foods.....		ID5	4211	146.625	145.770	145.348	147.035	147.585
Energy.....		ID5	4212	140.941	138.166	138.551	138.094	143.632
Goods excluding foods and energy.....		ID5	4213	147.369	147.269	147.267	147.383	147.217
Services.....		ID5	422	143.812	144.204	144.289	145.479	146.361
Trade services.....		ID5	4223	160.344	160.397	158.383	161.596	160.966
Transportation and warehousing services.....		ID5	4222	150.510	148.885	148.761	150.748	150.453
Transportation of passengers.....		ID5	42221	135.055	133.706	136.426	138.637	140.381
Transportation and warehousing of goods.....		ID5	42222	153.763	152.085	151.477	153.434	152.790
Services less trade, transportation, and warehousing.....		ID5	4221	140.317	140.953	141.285	142.166	143.327
Construction.....		ID5	423	143.439	145.429	145.583	145.978	146.365
Inputs to stage 4 construction producers.....		ID5	43	162.547	160.959	161.111	161.404	163.340
Goods.....		ID5	431	166.849	165.249	165.442	165.629	168.188
Energy.....		ID5	4312	161.512	142.077	144.008	142.385	170.428
Goods excluding foods and energy.....		ID5	4313	171.208	171.366	171.396	171.771	171.802
Services.....		ID5	432	151.482	149.924	149.973	150.527	150.922
Trade services.....		ID5	4323	171.445	167.361	167.668	168.958	169.126
Transportation and warehousing services.....		ID5	4322	147.182	146.301	145.391	144.599	146.568
Transportation of passengers.....		ID5	43221	141.323	139.904	142.764	145.086	146.918
Transportation and warehousing of goods.....		ID5	43222	148.105	147.232	146.226	145.354	147.336
Services less trade, transportation, and warehousing.....		ID5	4321	130.708	131.059	131.258	131.667	131.653
Stage 3 Intermediate Demand								
Stage 3 intermediate demand.....		ID5	3	147.585	145.513	145.265	144.532	145.780
Inputs to stage 3 goods producers.....		ID5	31	159.019	156.141	155.808	153.715	153.030
Goods.....		ID5	311	154.692	151.759	151.738	149.111	148.333
Foods.....		ID5	3111	171.522	161.985	164.272	161.031	158.975
Energy.....		ID5	3112	142.372	132.320	132.956	129.806	140.580
Goods excluding foods and energy.....		ID5	3113	152.557	152.785	151.764	149.361	148.430
Services.....		ID5	312	165.009	162.536	161.021	161.104	160.818
Trade services.....		ID5	3123	174.654	170.081	167.749	168.162	166.463
Transportation and warehousing services.....		ID5	3122	149.169	148.769	147.896	147.147	148.986
Transportation of passengers.....		ID5	31221	144.348	142.898	145.823	148.198	150.071
Transportation and warehousing of goods.....		ID5	31222	149.224	148.883	147.801	146.878	148.713
Services less trade, transportation, and warehousing.....		ID5	3121	133.045	133.519	133.650	134.194	134.488
Inputs to stage 3 services producers.....		ID5	32	138.127	136.619	136.413	136.619	139.267
Goods.....		ID5	321	128.123	119.598	118.643	117.945	133.923
Foods.....		ID5	3211	156.889	157.524	155.246	155.318	157.050
Energy.....		ID5	3212	129.087	115.285	113.922	112.959	139.306
Goods excluding foods and energy.....		ID5	3213	136.326	135.873	135.561	135.242	135.195
Services.....		ID5	322	140.604	140.898	140.883	141.325	140.495
Trade services.....		ID5	3223	193.235	191.451	192.918	197.072	196.006
Transportation and warehousing services.....		ID5	3222	160.728	160.131	160.722	161.877	159.761
Transportation of passengers.....		ID5	32221	104.357	104.362	104.281	104.497	104.742
Transportation and warehousing of goods.....		ID5	32222	161.220	160.620	161.215	162.375	160.247
Services less trade, transportation, and warehousing.....		ID5	3221	132.411	133.074	132.804	132.827	132.362
Construction.....		ID5	323	143.439	145.429	145.583	145.978	146.365
Inputs to stage 3 construction producers.....		ID5	33	137.359	137.011	138.146	140.099	141.135
Goods.....		ID5	331	134.118	133.987	133.950	134.198	133.660
Goods excluding foods and energy.....		ID5	3313	170.898	170.732	170.684	171.001	170.315
Services.....		ID5	332	159.425	158.773	161.457	165.691	168.734
Trade services.....		ID5	3323	163.509	162.731	165.777	170.462	173.807
Transportation and warehousing services.....		ID5	3322	113.799	114.042	113.187	112.897	113.734
Transportation and warehousing of goods.....		ID5	33222	120.119	120.376	119.473	119.167	120.050
Services less trade, transportation, and warehousing.....		ID5	3321	124.858	125.380	125.192	125.860	126.054
Stage 2 Intermediate Demand								
Stage 2 intermediate demand.....		ID5	2	135.438	133.573	132.183	134.482	135.412
Inputs to stage 2 goods producers.....		ID5	21	124.323	120.527	118.074	122.340	124.255
Goods.....		ID5	211	120.493	115.166	112.330	117.556	120.358
Foods.....		ID5	2111	164.170	160.082	154.889	161.755	159.783
Energy.....		ID5	2112	87.661	80.167	77.871	86.090	90.919
Goods excluding foods and energy.....		ID5	2113	147.792	146.813	144.065	142.670	142.542
Services.....		ID5	212	149.227	150.005	148.524	150.114	149.307
Trade services.....		ID5	2123	167.467	168.738	165.635	168.470	166.443
Transportation and warehousing services.....		ID5	2122	166.395	166.636	165.518	167.683	167.802
Transportation of passengers.....		ID5	21221	135.975	134.674	137.294	139.439	141.135
Transportation and warehousing of goods.....		ID5	21222	168.188	168.503	167.202	169.372	169.415
Services less trade, transportation, and warehousing.....		ID5	2121	136.220	137.095	136.901	136.743	136.308
Construction.....		ID5	213	143.439	145.429	145.583	145.978	146.365

See footnotes at end of table.

Table 3. Producer price indexes for Final Demand-Intermediate Demand groupings, seasonally adjusted — Continued

[August 2023, Index base Nov. 2009=100, unless otherwise indicated]

Grouping	Other index base	Commodity code		Seasonally adjusted index ¹				
		Group code	Item code	Apr. 2023	May 2023 ^P	June 2023 ^P	July 2023 ^P	Aug. 2023 ^P
Inputs to stage 2 services producers.....		ID5	22	144.495	145.080	145.064	144.837	144.508
Goods.....		ID5	221	145.789	144.288	143.864	143.710	144.730
Foods.....		ID5	2211	121.363	117.881	115.665	115.111	113.447
Energy.....		ID5	2212	162.952	143.513	141.646	142.406	165.401
Goods excluding foods and energy.....		ID5	2213	145.299	145.003	144.698	144.488	144.095
Services.....		ID5	222	143.939	144.747	144.778	144.529	144.019
Trade services.....		ID5	2223	177.485	183.856	183.013	181.089	183.169
Transportation and warehousing services.....		ID5	2222	145.546	144.462	146.681	146.062	138.997
Transportation of passengers.....		ID5	22221	135.999	134.642	137.377	139.601	141.355
Transportation and warehousing of goods.....		ID5	22222	147.876	146.838	148.970	147.825	139.108
Services less trade, transportation, and warehousing.....		ID5	2221	143.113	143.806	143.716	143.570	143.422
Construction.....		ID5	223	143.439	145.429	145.583	145.978	146.365
Stage 1 Intermediate Demand								
Stage 1 intermediate demand.....		ID5	1	145.561	144.149	143.816	143.891	146.128
Inputs to stage 1 goods producers.....		ID5	11	147.425	145.216	143.917	143.292	143.894
Goods.....		ID5	111	145.840	143.703	142.472	140.928	142.262
Foods.....		ID5	1111	160.245	155.209	154.598	150.608	150.109
Energy.....		ID5	1112	129.978	120.236	120.198	121.002	129.315
Goods excluding foods and energy.....		ID5	1113	150.954	151.087	149.432	147.698	147.690
Services.....		ID5	112	155.734	153.261	151.719	153.673	152.221
Trade services.....		ID5	1123	172.530	168.033	165.069	167.742	165.232
Transportation and warehousing services.....		ID5	1122	154.337	156.720	155.455	155.926	157.660
Transportation of passengers.....		ID5	11221	135.549	134.186	136.934	139.166	140.925
Transportation and warehousing of goods.....		ID5	11222	157.236	160.522	158.273	158.300	160.008
Services less trade, transportation, and warehousing.....		ID5	1121	109.535	109.229	109.681	110.629	110.280
Construction.....		ID5	113	143.439	145.429	145.583	145.978	146.365
Inputs to stage 1 services producers.....		ID5	12	143.621	142.730	142.896	143.320	146.298
Goods.....		ID5	121	146.757	143.146	142.302	141.528	148.446
Foods.....		ID5	1211	205.080	150.512	131.249	131.124	131.636
Energy.....		ID5	1212	157.479	146.425	144.206	141.735	163.986
Goods excluding foods and energy.....		ID5	1213	149.347	149.401	149.293	149.275	149.345
Services.....		ID5	122	141.640	141.898	142.488	143.416	144.719
Trade services.....		ID5	1223	171.422	171.587	171.972	173.981	173.920
Transportation and warehousing services.....		ID5	1222	142.079	141.451	142.070	143.951	145.319
Transportation of passengers.....		ID5	12221	135.468	134.106	136.853	139.082	140.841
Transportation and warehousing of goods.....		ID5	12222	160.752	160.444	160.003	161.899	163.206
Services less trade, transportation, and warehousing.....		ID5	1221	137.001	137.392	137.991	138.667	140.081
Construction.....		ID5	123	143.439	145.429	145.583	145.978	146.365
Inputs to stage 1 construction producers.....		ID5	13	160.888	159.160	159.209	159.640	163.219
Goods.....		ID5	131	163.696	161.756	161.272	160.876	164.944
Energy.....		ID5	1312	143.945	125.330	121.165	116.023	152.235
Goods excluding foods and energy.....		ID5	1313	168.750	168.791	168.748	168.921	169.157
Services.....		ID5	132	155.022	153.803	155.160	157.618	160.023
Trade services.....		ID5	1323	162.677	161.144	163.413	167.152	169.774
Transportation and warehousing services.....		ID5	1322	121.785	121.367	120.413	119.497	121.369
Transportation and warehousing of goods.....		ID5	13222	125.971	125.539	124.552	123.604	125.540
Services less trade, transportation, and warehousing.....		ID5	1321	137.833	137.744	137.689	138.396	138.353
Intermediate Demand by Production Flow Special Groupings								
Total goods inputs to stage 4 intermediate demand.....	04/10	ID5	9411	144.169	143.409	143.389	143.264	144.186
Total services inputs to stage 4 intermediate demand.....	04/10	ID5	9412	147.552	147.814	147.616	148.724	149.521
Total construction inputs to stage 4 intermediate demand.....	04/10	ID5	9413	142.251	144.224	144.377	144.769	145.152
Total foods inputs to stage 4 intermediate demand.....	04/10	ID5	9414	146.569	144.394	143.912	143.492	144.157
Total energy goods inputs to stage 4 intermediate demand.....	04/10	ID5	9415	132.700	127.313	128.053	127.464	135.884
Total goods less foods and energy inputs to stage 4 intermediate demand.....	04/10	ID5	9416	146.640	146.840	146.766	146.761	146.501
Total goods inputs to stage 3 intermediate demand.....	04/10	ID5	9311	140.437	136.322	136.076	134.081	137.395
Total services inputs to stage 3 intermediate demand.....	04/10	ID5	9312	143.716	143.549	143.311	143.726	143.029
Total construction inputs to stage 3 intermediate demand.....	04/10	ID5	9313	142.251	144.224	144.377	144.769	145.152
Total foods inputs to stage 3 intermediate demand.....	04/10	ID5	9314	152.553	144.142	146.143	143.283	141.482
Total energy goods inputs to stage 3 intermediate demand.....	04/10	ID5	9315	128.587	115.607	114.566	113.297	136.828
Total goods less foods and energy inputs to stage 3 intermediate demand.....	04/10	ID5	9316	143.952	144.060	143.207	141.270	140.516
Total goods inputs to stage 2 intermediate demand.....	04/10	ID5	9211	117.189	112.500	110.038	114.481	116.972
Total services inputs to stage 2 intermediate demand.....	04/10	ID5	9212	145.668	146.471	146.143	146.329	145.747
Total construction inputs to stage 2 intermediate demand.....	04/10	ID5	9213	142.251	144.224	144.377	144.769	145.152
Total foods inputs to stage 2 intermediate demand.....	04/10	ID5	9214	164.583	160.477	155.298	162.088	160.107
Total energy goods inputs to stage 2 intermediate demand.....	04/10	ID5	9215	86.669	79.199	76.955	84.920	89.850
Total goods less foods and energy inputs to stage 2 intermediate demand.....	04/10	ID5	9216	138.810	138.037	135.985	134.930	134.752
Total goods inputs to stage 1 intermediate demand.....	04/10	ID5	9111	132.531	130.223	129.356	128.385	131.644

See footnotes at end of table.

Table 3. Producer price indexes for Final Demand-Intermediate Demand groupings, seasonally adjusted — Continued

[August 2023, Index base Nov. 2009=100, unless otherwise indicated]

Grouping	Other index base	Commodity code		Seasonally adjusted index ¹				
		Group code	Item code	Apr. 2023	May 2023 ^p	June 2023 ^p	July 2023 ^p	Aug. 2023 ^p
Total services inputs to stage 1 intermediate demand.....	04/10	ID5	9112	144.194	143.886	144.151	145.353	146.240
Total construction inputs to stage 1 intermediate demand.....	04/10	ID5	9117	142.251	144.224	144.377	144.769	145.152
Total foods inputs to stage 1 intermediate demand.....	04/10	ID5	9114	151.740	145.855	144.847	141.184	140.739
Total energy goods inputs to stage 1 intermediate demand.....	04/10	ID5	9115	140.041	129.248	127.803	126.486	143.641
Total goods less foods and energy inputs to stage 1 intermediate demand.....	04/10	ID5	9116	127.772	127.847	127.145	126.471	126.526

¹ All indexes are subject to revision for 4 months after their originally scheduled publication to incorporate late reports and corrections by survey respondents. In addition, seasonally adjusted indexes are subject to change for up to 5 years due to the recalculation of seasonal factors published each January.

² PPI defines Total finished as including only the personal consumption and private capital investment portions of final demand.

³ Trade indexes measure changes in margins received by wholesalers and retailers.

⁴ The PPI definition of foods does not include food and beverages for immediate consumption. PPI defines food and beverages for immediate consumption as the service of preparing meals, snacks, and beverages to customer order for immediate on-premises and off-premises consumption.

⁵ Distributive services include transportation, warehousing, and trade of goods.

⁶ Includes intermediate trade, transportation, and warehousing services.

⁷ Includes crude petroleum.

⁸ Excludes crude petroleum.

p Preliminary

"/" Data not available.

Table 4. Producer price index percentage changes and weights for Final Demand-Intermediate Demand groupings, not seasonally adjusted
[August 2023]

Title	Commodity code		Relative Importance Dec. 2022 ¹	Unadjusted 12-month percent change ² Aug. 2022 to Aug. 2023 ^P	Unadjusted 1-month percent change ²				
	Group code	Item code			Mar. to Apr.	Apr. to May ^P	May to June ^P	June to July ^P	July to Aug. ^P
Final Demand									
Final demand.....	FD	4	100.000	1.6	0.2	-0.3	0.0	0.4	0.6
Final demand goods.....	FD	41	30.653	0.5	0.1	-0.9	0.2	0.2	1.5
Final demand foods.....	FD	411	5.940	-0.7	0.1	-0.8	0.3	-0.3	-0.5
Finished consumer foods ³	FD	4111	4.511	0.6	-0.1	-0.7	0.6	-0.5	0.0
Finished consumer foods, crude.....	FD	41113	0.606	-12.8	2.0	-17.5	3.2	-1.4	-3.2
Finished consumer foods, processed.....	FD	41112	3.905	1.4	-0.3	1.2	0.4	-0.4	0.3
Government purchased foods.....	FD	4112	0.406	0.4	-0.3	1.0	0.3	0.2	0.2
Foods for export.....	FD	4113	1.023	-7.1	0.8	-2.1	-1.2	0.3	-2.9
Final demand energy.....	FD	412	5.853	-2.8	0.2	-4.1	1.6	1.2	7.8
Finished consumer energy goods ³	FD	4121	4.451	0.1	1.9	-3.8	2.0	1.3	6.3
Government purchased energy.....	FD	4122	0.942	-9.8	-5.4	-5.4	1.1	0.1	13.9
Energy for export.....	FD	4123	0.460	-17.4	-5.9	-5.7	-1.8	1.8	13.4
Final demand goods less foods and energy.....	FD	413	18.859	1.8	0.1	0.1	-0.2	0.0	0.1
Finished goods less foods and energy ³	FD	4131	10.768	3.6	0.1	0.3	0.0	0.2	0.1
Finished consumer goods less foods and energy.....	FD	41311	5.731	3.4	0.0	0.2	0.0	0.2	0.2
Nondurable consumer goods less foods and energy.....	FD	413111	3.441	4.3	0.1	0.3	0.0	0.2	0.2
Durable consumer goods.....	FD	413112	2.290	2.1	-0.1	0.1	0.0	0.1	0.1
Private capital equipment.....	FD	41312	5.037	3.8	0.2	0.4	0.1	0.2	0.1
Private capital equipment for manufacturing industries.....	FD	413121	1.222	4.7	0.1	0.6	0.1	0.2	0.1
Private capital equipment for nonmanufacturing industries.....	FD	413122	3.815	3.6	0.2	0.3	0.0	0.3	0.1
Government purchased goods, excluding foods and energy.....	FD	4132	1.967	0.5	0.0	-0.1	-0.2	0.0	0.0
Government purchased goods excluding foods, energy, and capital equipment.....	FD	41321	1.160	-0.6	-0.1	-0.2	-0.3	-0.3	-0.1
Government purchased capital equipment.....	FD	41322	0.807	2.1	0.1	0.1	0.1	0.3	0.2
Goods for export, excluding foods and energy.....	FD	4133	6.124	-0.8	0.2	-0.1	-0.5	-0.5	-0.1
Final demand services.....	FD	42	66.677	2.2	0.3	0.0	-0.1	0.5	0.2
Final demand trade services ⁴	FD	423	19.700	-0.7	0.6	0.2	-1.4	0.5	-0.2
Trade of finished goods ³	FD	4231	17.049	-1.0	0.6	0.2	-1.3	0.3	-0.2
Trade of personal consumption goods.....	FD	42311	13.855	-0.7	0.7	0.2	-0.8	0.1	-0.3
Trade of private capital equipment.....	FD	42312	3.194	-2.8	0.2	0.2	-3.3	1.0	0.1
Trade of government purchased goods.....	FD	4232	0.750	1.8	1.4	0.3	-2.0	2.1	-0.3
Trade of government purchased goods, excluding capital equipment.....	FD	42321	0.457	3.5	2.0	0.0	-0.4	2.5	-0.6
Trade of government purchased capital equipment.....	FD	42322	0.293	-1.0	0.5	0.8	-4.5	1.4	0.2
Trade of exports.....	FD	4233	1.901	1.1	0.9	0.1	-2.5	2.2	-0.4
Final demand transportation and warehousing services.....	FD	422	5.213	-4.1	-1.8	-0.9	0.7	-0.4	0.7
Transportation of passengers for final demand.....	FD	4221	1.275	4.0	-0.5	-2.4	4.7	-0.4	-1.0
Transportation of private passengers.....	FD	42211	0.860	3.9	-0.5	-2.4	4.7	-0.4	-1.0
Transportation of government passengers.....	FD	42212	0.103	3.9	-0.5	-2.4	4.7	-0.4	-1.0
Transportation of passengers for export.....	FD	42213	0.312	4.0	-0.5	-2.5	4.8	-0.4	-1.0
Transportation and warehousing of goods for final demand.....	FD	4222	3.938	-6.7	-2.3	-0.4	-0.7	-0.4	1.3
Transportation and warehousing of finished goods ³	FD	42221	2.567	-7.4	-2.4	-0.4	-0.7	-0.4	1.4
Transportation and warehousing of personal consumption goods.....	FD	422211	2.063	-7.1	-2.4	-0.4	-0.7	-0.4	1.4
Transportation and warehousing of private capital equipment.....	FD	422212	0.504	-8.5	-2.6	-0.4	-0.7	-0.7	1.5
Transportation and warehousing of government purchased goods.....	FD	42222	0.233	-5.0	-2.0	-0.5	-0.8	0.1	1.0
Transportation and warehousing of exports.....	FD	42223	1.138	-5.4	-2.0	-0.4	-0.7	-0.3	1.3
Final demand services less trade, transportation, and warehousing.....	FD	421	41.763	4.4	0.4	0.0	0.5	0.6	0.3
Finished services less trade, transportation, and warehousing ³	FD	4211	36.505	4.1	0.3	-0.1	0.5	0.6	0.2
Finished consumer services less trade, transportation, and warehousing.....	FD	42111	32.158	4.1	0.4	-0.1	0.4	0.7	0.1
Private capital investment services less trade, transportation, and warehousing.....	FD	42112	4.347	4.0	0.0	0.6	0.7	0.4	1.0
Government purchased services less trade, transportation, and warehousing.....	FD	4212	2.674	4.4	0.5	0.0	0.4	0.5	0.5
Gov. purchased services less trade, transportation, and warehousing, excl. capital investment.....	FD	42121	2.515	4.5	0.6	0.0	0.4	0.6	0.5
Government purchased capital investment services less trade, transportation, and warehousing.....	FD	42122	0.159	3.0	-0.4	0.5	0.4	0.1	0.9
Services for export less trade, transportation, and warehousing.....	FD	4213	2.584	9.0	0.8	0.3	0.6	0.6	0.9
Final demand construction.....	FD	43	2.670	3.9	-0.2	0.1	0.0	-1.2	0.2
Construction for private capital investment.....	FD	431	1.856	3.9	-0.1	0.1	0.1	-1.3	0.2
Construction for government.....	FD	432	0.814	3.9	-0.2	0.1	0.0	-1.0	0.1
Special Groupings of Final Demand									
Final demand less exports.....	FD	49101	86.458	1.9	0.2	-0.3	0.1	0.4	0.6
Final demand less government.....	FD	49102	92.111	1.7	0.3	-0.3	0.0	0.4	0.5

See footnotes at end of table.

Table 4. Producer price index percentage changes and weights for Final Demand-Intermediate Demand groupings, not seasonally adjusted — Continued
[August 2023]

Title	Commodity code		Relative Importance Dec. 2022 ¹	Unadjusted 12-month percent change ² Aug. 2022 to Aug. 2023 ^P	Unadjusted 1-month percent change ²				
	Group code	Item code			Mar. to Apr.	Apr. to May ^P	May to June ^P	June to July ^P	July to Aug. ^P
Final demand less foods, food and nonalcoholic beverages for immediate consumption, and energy ⁵	FD	49103	87.791	2.1	0.2	0.0	-0.1	0.4	0.1
Final demand less foods and energy ⁵	FD	49104	88.207	2.2	0.2	0.0	-0.1	0.3	0.1
Final demand less foods and food and nonalcoholic beverages for immediate consumption ⁵	FD	49105	93.644	1.6	0.2	-0.3	0.0	0.4	0.6
Final demand less foods ⁵	FD	49106	94.060	1.8	0.2	-0.3	0.0	0.4	0.6
Final demand less energy.....	FD	49107	94.147	2.0	0.2	0.0	-0.1	0.3	0.1
Final demand less trade services.....	FD	49108	80.300	2.2	0.1	-0.4	0.4	0.3	0.8
Final demand less distributive services ⁶	FD	49109	76.362	2.6	0.2	-0.4	0.4	0.4	0.7
Final demand goods less energy.....	FD	49111	24.799	1.2	0.1	-0.1	-0.1	-0.1	-0.1
Final demand goods less foods.....	FD	49112	24.712	0.8	0.1	-0.9	0.2	0.3	1.9
Final demand services less trade services.....	FD	49113	46.976	3.5	0.1	-0.1	0.5	0.5	0.3
Final demand distributive services ⁶	FD	49114	23.638	-1.7	0.2	0.1	-1.3	0.4	0.0
Final demand goods plus final demand distributive services ⁶	FD	49115	54.290	-0.5	0.1	-0.5	-0.4	0.3	0.9
Final demand less foods, energy, and trade services ⁵	FD	49116	68.507	3.0	0.1	0.0	0.3	0.3	0.2
Private and government purchased capital equipment.....	FD	49117	5.844	3.6	0.1	0.3	0.1	0.2	0.1
Private and government purchased capital investment services.....	FD	49118	8.497	0.7	-0.1	0.4	-1.1	0.6	0.6
Total private and government purchased capital investment.....	FD	49119	14.341	2.1	0.0	0.3	-0.5	0.2	0.4
Total finished ³	FD	49201	78.567	2.0	0.3	-0.2	0.1	0.4	0.5
Total finished less foods, food and nonalcoholic beverages for immediate consumption, and energy ^{3, 5}	FD	49202	69.193	2.3	0.2	0.0	0.0	0.4	0.1
Total finished less foods and energy ^{3, 5}	FD	49203	69.605	2.3	0.2	0.0	0.0	0.4	0.1
Total finished less foods and food and nonalcoholic beverages for immediate consumption ^{3, 5}	FD	49204	73.644	2.1	0.3	-0.2	0.1	0.4	0.5
Total finished less foods ^{3, 5}	FD	49205	74.056	2.1	0.3	-0.2	0.1	0.4	0.5
Total finished less energy ³	FD	49206	74.116	2.2	0.2	0.0	0.0	0.3	0.1
Finished goods ³	FD	49207	19.730	2.2	0.5	-0.9	0.6	0.3	1.6
Finished goods less energy ³	FD	49208	15.279	2.7	0.0	0.0	0.2	0.0	0.1
Finished goods, excluding foods ^{3, 5}	FD	49209	15.219	2.7	0.6	-1.0	0.6	0.5	2.0
Finished services ³	FD	49210	56.981	2.0	0.3	0.0	0.0	0.5	0.1
Private capital investment services.....	FD	49211	8.045	0.6	-0.1	0.4	-1.0	0.6	0.7
Finished distributive services ^{3, 6}	FD	49212	19.616	-1.9	0.2	0.1	-1.2	0.2	0.0
Finished services less trade services ³	FD	49213	39.932	3.4	0.1	-0.1	0.5	0.5	0.3
Finished services less distributive services ^{3, 6}	FD	49214	37.365	4.1	0.3	-0.1	0.6	0.6	0.2
Total private capital investment (goods, services, and construction).....	FD	49215	14.938	2.1	0.0	0.3	-0.5	0.2	0.4
Finished goods plus finished distributive services ^{3, 6}	FD	49216	39.346	0.1	0.3	-0.4	-0.3	0.3	0.8
Total exports.....	FD	49301	13.542	-0.1	0.1	-0.4	-0.6	0.2	0.3
Goods for export.....	FD	49302	7.607	-2.7	-0.1	-0.7	-0.7	-0.2	0.3
Services for export.....	FD	49303	5.935	3.4	0.2	0.0	-0.4	0.9	0.4
Total government purchases.....	FD	49401	7.889	0.7	-0.4	-0.6	0.1	0.3	1.7
Government purchased goods.....	FD	49402	3.315	-2.4	-1.6	-1.4	0.2	0.0	3.7
Government purchased services.....	FD	49403	3.760	3.3	0.5	0.0	0.0	0.8	0.3
Total government purchased capital investment (goods, services, construction).....	FD	49404	2.073	2.4	0.0	0.2	-0.6	-0.1	0.2
Government purchases, defense.....	FD	49405	2.344	0.0	-1.1	-0.8	0.0	0.5	2.2
Government purchases, non-defense.....	FD	49406	5.545	0.8	-0.1	-0.5	0.1	0.2	1.4
Personal consumption.....	FD	49501	63.629	2.0	0.4	-0.4	0.3	0.4	0.5
Personal consumption goods (finished consumer goods).....	FD	49502	14.693	1.6	0.6	-1.3	0.8	0.4	2.1
Personal consumption goods less energy.....	FD	49503	10.242	2.1	0.0	-0.2	0.2	-0.1	0.1
Personal consumption goods less foods.....	FD	49504	10.182	2.1	0.9	-1.6	0.9	0.7	2.9
Personal consumption nondurable goods less foods.....	FD	49508	7.892	2.2	1.1	-2.0	1.1	0.8	3.7
Personal consumption services.....	FD	49505	48.936	2.3	0.3	-0.1	0.1	0.5	0.0
Personal consumption less trade services.....	FD	49506	49.774	2.8	0.3	-0.5	0.6	0.5	0.7
Personal consumption less distributive services ⁶	FD	49507	47.711	3.2	0.4	-0.5	0.6	0.5	0.7
Personal consumption less foods and energy.....	FD	49510	54.667	2.4	0.3	-0.1	0.1	0.4	0.1
Personal consumption less foods, energy, and trade services ⁴	FD	49511	40.812	3.5	0.2	-0.1	0.4	0.5	0.2
Personal consumption less foods, energy, and distributive services ⁶	FD	49512	38.749	4.0	0.3	-0.1	0.5	0.6	0.1
Personal consumption goods plus personal consumption distributive services ⁶	FD	49509	30.611	0.0	0.4	-0.6	0.0	0.2	1.0
Intermediate Demand by Commodity Type									
Processed goods									
Processed goods for intermediate demand.....	ID6	1	100.000	-4.3	-0.6	-0.8	0.0	-0.4	1.7
Materials and components for manufacturing.....	ID6	11	42.908	-5.2	0.4	0.0	-0.6	-1.0	-0.3
Materials for manufacturing.....	ID6	111	26.996	-9.0	0.4	0.0	-1.0	-1.7	-0.5
Materials for food manufacturing.....	ID6	1111	4.432	-5.1	-0.5	-1.4	-1.1	-0.1	1.0
Materials for nondurable manufacturing.....	ID6	1112	12.302	-11.3	0.0	-1.3	-1.4	-1.9	-0.9
Materials for durable manufacturing.....	ID6	1113	10.262	-7.7	1.3	2.1	-0.5	-2.0	-0.6
Components for manufacturing.....	ID6	112	15.912	2.0	0.4	-0.1	0.0	0.1	0.0

See footnotes at end of table.

Table 4. Producer price index percentage changes and weights for Final Demand-Intermediate Demand groupings, not seasonally adjusted — Continued
[August 2023]

Title	Commodity code		Relative Importance Dec. 2022 ¹	Unadjusted 12-month percent change ² Aug. 2022 to Aug. 2023 ^P	Unadjusted 1-month percent change ²				
	Group code	Item code			Mar. to Apr.	Apr. to May ^P	May to June ^P	June to July ^P	July to Aug. ^P
Components for nondurable manufacturing.....	ID6	1121	0.793	-2.4	0.4	-0.2	-0.5	-0.5	-0.3
Components for durable manufacturing.....	ID6	1122	15.119	2.2	0.4	0.0	0.0	0.1	0.0
Materials and components for construction.....	ID6	12	10.348	-0.4	0.0	0.0	-0.1	0.3	0.0
Materials for construction.....	ID6	121	4.574	-1.4	-0.2	0.2	-0.1	0.5	-0.2
Components for construction.....	ID6	122	5.774	0.3	0.2	-0.2	-0.1	0.1	0.0
Processed fuels and lubricants for intermediate demand.....	ID6	13	19.830	-8.5	-3.9	-3.9	2.0	-0.1	9.9
Processed fuels and lubricants to manufacturing industries.....	ID6	131	5.016	-11.1	-5.8	-2.8	3.6	-0.2	5.8
Processed fuels and lubricants to nonmanufacturing industries.....	ID6	132	14.814	-7.7	-3.3	-4.3	1.5	-0.1	11.3
Containers for intermediate demand.....	ID6	14	3.107	-2.0	-0.2	0.3	-0.5	-0.2	-0.7
Supplies for intermediate demand.....	ID6	15	23.807	-0.8	-0.1	-0.2	-0.3	0.0	-0.1
Supplies to manufacturing industries.....	ID6	151	3.173	-1.3	0.0	-0.1	-0.2	-0.2	-0.3
Supplies to nonmanufacturing industries.....	ID6	152	20.634	-0.7	-0.2	-0.3	-0.3	0.0	-0.1
Supplies to nonmanufacturing industries, feeds.....	ID6	1521	2.363	-6.3	-1.5	-2.1	-1.6	1.4	-0.2
Supplies to nonmanufacturing industries, other than feeds.....	ID6	1522	18.271	0.0	0.0	0.0	-0.2	-0.2	-0.1
Unprocessed goods									
Unprocessed goods for intermediate demand.....	ID6	2	100.000	-26.9	1.7	-5.1	-1.1	1.0	-0.1
Unprocessed foodstuffs and feedstuffs.....	ID6	21	36.058	-14.5	0.5	-4.2	1.1	-2.9	-4.9
Unprocessed nonfood materials.....	ID6	22	63.942	-32.2	2.5	-5.6	-2.6	3.8	3.0
Unprocessed nonfood materials except fuel.....	ID6	221	45.514	-10.3	6.1	-6.1	-3.4	2.0	4.4
Unprocessed nonfood materials except fuel to manufacturing industries.....	ID6	2211	43.610	-11.1	6.4	-6.4	-3.6	2.1	4.6
Unprocessed nonfood materials except fuel to nonmanufacturing industries.....	ID6	2212	1.904	8.5	0.2	0.1	0.7	0.1	0.6
Unprocessed fuel.....	ID6	222	18.428	-69.6	-15.3	-2.3	1.7	13.7	-3.9
Unprocessed fuel to manufacturing industries.....	ID6	2221	0.982	-32.7	-1.9	-2.8	1.0	5.4	-0.1
Unprocessed fuel to nonmanufacturing industries.....	ID6	2222	17.446	-71.4	-16.6	-2.3	1.8	14.7	-4.3
Services									
Services for intermediate demand.....	ID6	3	100.000	4.2	0.7	-0.1	0.1	0.4	0.3
Trade services for intermediate demand ⁴	ID6	33	18.127	1.4	1.1	-0.5	-1.0	1.4	-0.4
Trade services for manufacturing industries.....	ID6	331	8.929	1.6	0.8	-0.8	-1.5	1.1	-0.6
Trade services for nonmanufacturing industries.....	ID6	332	9.198	1.3	1.4	-0.1	-0.4	1.6	-0.2
Transportation and warehousing services for intermediate demand.....	ID6	32	14.516	-2.7	-1.0	-0.6	0.2	0.6	-0.5
Transportation of passengers for intermediate demand.....	ID6	321	1.069	3.9	-0.5	-2.4	4.7	-0.4	-1.0
Transportation of passengers for manufacturing industries.....	ID6	3211	0.127	4.0	-0.5	-2.5	4.8	-0.4	-1.0
Transportation of passengers for nonmanufacturing industries.....	ID6	3212	0.942	3.9	-0.5	-2.4	4.7	-0.4	-1.0
Transportation and warehousing of goods for intermediate demand.....	ID6	322	13.447	-3.3	-1.0	-0.5	-0.2	0.6	-0.5
Transportation and warehousing of goods for manufacturing industries.....	ID6	3221	2.941	-4.7	-1.7	-0.2	-0.8	0.1	1.0
Transportation and warehousing of goods for nonmanufacturing industries.....	ID6	3222	10.506	-2.9	-0.9	-0.6	0.0	0.8	-0.9
Services less trade, transportation, and warehousing for intermediate demand.....	ID6	31	67.357	6.6	1.0	0.1	0.4	0.1	0.7
Services less trade, transportation, and warehousing for manufacturing industries.....	ID6	311	2.068	4.0	0.4	0.1	0.0	0.4	0.2
Services less trade, transportation, and warehousing for nonmanufacturing industries.....	ID6	312	65.288	6.7	1.0	0.1	0.4	0.1	0.7
Construction									
Construction for intermediate demand.....	ID6	4	100.000	4.6	0.1	1.4	0.1	0.3	0.3
Special Groupings of Intermediate Demand by Commodity Type									
Processed materials less foods and feeds.....	ID6	9111	90.968	-4.3	-0.6	-0.8	0.1	-0.5	1.8
Processed foods and feeds.....	ID6	9112	9.032	-4.4	-0.7	-1.2	-1.0	0.2	0.6
Processed energy goods.....	ID6	9113	19.830	-8.5	-3.9	-3.9	2.0	-0.1	10.0
Processed materials less energy.....	ID6	9118	80.170	-3.2	0.2	-0.1	-0.4	-0.5	-0.2
Processed materials less foods and energy.....	ID6	9115	71.138	-3.0	0.3	0.1	-0.4	-0.6	-0.3
Intermediate distributive services ⁷	ID6	9116	31.574	-0.5	0.2	-0.5	-0.6	1.1	-0.5
Processed goods plus intermediate distributive services.....	ID6	9117	-	-3.3	-0.4	-0.7	-0.2	0.0	1.1
Unprocessed materials less agricultural products.....	ID6	9211	58.389	-32.5	2.3	-5.7	-3.0	5.8	3.9
Unprocessed energy materials ⁸	ID6	9212	43.623	-40.6	3.7	-8.0	-2.7	9.9	5.4
Unprocessed materials less energy.....	ID6	9213	56.377	-12.6	0.7	-3.4	-0.3	-3.6	-3.3
Unprocessed nonfood materials less energy ⁹	ID6	9216	20.319	-9.8	1.1	-2.2	-2.6	-4.7	-0.7
Intermediate Demand by Production Flow									
Stage 4 Intermediate Demand									
Stage 4 intermediate demand.....	ID5	4	100.000	2.3	0.3	-0.1	0.2	0.3	0.5
Inputs to stage 4 goods producers.....	ID5	41	30.237	-0.3	0.1	0.0	-0.4	-0.3	-0.2
Goods.....	ID5	411	22.423	-1.6	0.1	-0.1	-0.1	-0.5	-0.3

See footnotes at end of table.

Table 4. Producer price index percentage changes and weights for Final Demand-Intermediate Demand groupings, not seasonally adjusted — Continued
[August 2023]

Title	Commodity code		Relative Importance Dec. 2022 ¹	Unadjusted 12-month percent change ² Aug. 2022 to Aug. 2023 ^P	Unadjusted 1-month percent change ²				
	Group code	Item code			Mar. to Apr.	Apr. to May ^P	May to June ^P	June to July ^P	July to Aug. ^P
Foods.....	ID5	4111	3.300	-6.7	0.6	-1.7	-0.6	-2.7	-0.5
Energy.....	ID5	4112	0.220	-11.1	-14.3	-8.9	3.6	0.0	3.6
Goods excluding foods and energy.....	ID5	4113	18.903	-0.6	0.2	0.3	-0.1	-0.2	-0.4
Services.....	ID5	412	7.814	3.4	-0.1	0.3	-1.2	0.6	0.2
Trade services.....	ID5	4123	5.817	3.8	-0.1	0.5	-1.7	0.7	0.3
Transportation and warehousing services.....	ID5	4122	0.515	-3.4	-1.1	-1.0	0.3	-0.3	0.6
Transportation of passengers.....	ID5	41221	0.077	4.0	-0.5	-2.5	4.8	-0.4	-1.0
Transportation and warehousing of goods.....	ID5	41222	0.438	-4.7	-1.2	-0.7	-0.5	-0.2	0.9
Services less trade, transportation, and warehousing.....	ID5	4121	1.482	3.9	0.5	0.0	0.4	0.2	0.0
Inputs to stage 4 services producers.....	ID5	42	54.970	4.6	0.5	0.0	0.6	0.6	0.8
Goods.....	ID5	421	13.984	-0.1	-1.0	-0.1	1.8	0.1	1.0
Foods.....	ID5	4211	2.360	-4.2	-0.5	0.2	0.4	0.0	0.4
Energy.....	ID5	4212	4.133	-0.7	-2.9	-0.3	5.9	0.4	3.3
Goods excluding foods and energy.....	ID5	4213	7.491	1.2	0.0	-0.1	0.0	0.1	-0.2
Services.....	ID5	422	40.934	6.4	1.0	0.0	0.2	0.8	0.8
Trade services.....	ID5	4223	4.078	2.4	0.9	0.0	-1.3	2.0	-0.4
Transportation and warehousing services.....	ID5	4222	3.742	1.7	-0.5	-1.4	0.2	1.0	-0.6
Transportation of passengers.....	ID5	42221	0.490	4.0	-0.5	-2.5	4.8	-0.4	-1.0
Transportation and warehousing of goods.....	ID5	42222	3.252	1.4	-0.5	-1.2	-0.5	1.2	-0.6
Services less trade, transportation, and warehousing.....	ID5	4221	33.114	7.5	1.1	0.2	0.4	0.6	1.1
Construction.....	ID5	423	0.052	4.6	0.1	1.4	0.1	0.3	0.3
Inputs to stage 4 construction producers.....	ID5	43	14.792	-0.4	0.3	-0.7	0.0	0.2	0.8
Goods.....	ID5	431	10.801	-0.2	0.3	-0.5	0.0	0.2	1.1
Energy.....	ID5	4312	0.855	-6.8	2.6	-6.6	0.2	0.1	13.3
Goods excluding foods and energy.....	ID5	4313	9.946	0.4	0.1	0.1	0.0	0.2	0.0
Services.....	ID5	432	3.991	-0.8	0.3	-1.1	0.0	0.3	0.0
Trade services.....	ID5	4323	1.692	-0.9	1.3	-2.4	0.1	0.7	-0.4
Transportation and warehousing services.....	ID5	4322	0.725	-7.8	-2.4	-0.6	-0.6	-0.6	1.3
Transportation of passengers.....	ID5	43221	0.015	4.0	-0.5	-2.5	4.8	-0.4	-1.0
Transportation and warehousing of goods.....	ID5	43222	0.710	-8.1	-2.4	-0.6	-0.7	-0.6	1.4
Services less trade, transportation, and warehousing.....	ID5	4321	1.574	3.0	0.4	0.1	0.0	0.2	0.0
Stage 3 Intermediate Demand									
Stage 3 intermediate demand.....	ID5	3	100.000	-4.5	0.0	-1.2	-0.1	-0.8	0.4
Inputs to stage 3 goods producers.....	ID5	31	45.352	-9.7	0.2	-1.5	-0.3	-1.9	-1.2
Goods.....	ID5	311	35.807	-11.5	0.2	-1.5	-0.1	-2.5	-1.5
Foods.....	ID5	3111	11.906	-17.3	0.3	-4.6	1.0	-4.6	-4.3
Energy.....	ID5	3112	1.292	-24.8	-6.7	-4.9	1.4	-1.1	6.6
Goods excluding foods and energy.....	ID5	3113	22.609	-7.5	0.6	0.2	-0.7	-1.6	-0.6
Services.....	ID5	312	9.545	-2.1	0.2	-1.5	-0.8	0.1	-0.3
Trade services.....	ID5	3123	5.175	-1.3	1.4	-2.6	-1.3	0.3	-1.2
Transportation and warehousing services.....	ID5	3122	3.002	-6.2	-2.0	-0.3	-0.4	-0.6	1.1
Transportation of passengers.....	ID5	31221	0.144	4.0	-0.5	-2.5	4.8	-0.4	-1.0
Transportation and warehousing of goods.....	ID5	31222	2.858	-6.7	-2.1	-0.2	-0.7	-0.6	1.3
Services less trade, transportation, and warehousing.....	ID5	3121	1.368	4.3	0.5	0.2	0.0	0.4	0.1
Inputs to stage 3 services producers.....	ID5	32	53.518	0.1	-0.1	-0.9	0.0	0.1	1.8
Goods.....	ID5	321	10.628	-8.1	-3.6	-4.3	-0.5	-0.8	11.8
Foods.....	ID5	3211	0.090	-2.2	-2.6	0.4	-1.4	0.0	1.1
Energy.....	ID5	3212	6.619	-12.1	-5.8	-6.9	-0.6	-1.1	20.1
Goods excluding foods and energy.....	ID5	3213	3.919	-0.4	-0.1	-0.3	-0.2	-0.3	-0.1
Services.....	ID5	322	42.317	2.8	0.8	-0.1	0.1	0.3	-0.4
Trade services.....	ID5	3223	2.614	3.1	2.4	-0.9	0.8	2.2	-0.6
Transportation and warehousing services.....	ID5	3222	10.018	-3.1	-0.6	-0.5	0.4	0.8	-1.5
Transportation of passengers.....	ID5	32221	0.021	0.2	0.0	-0.1	0.2	0.0	-0.1
Transportation and warehousing of goods.....	ID5	32222	9.997	-3.1	-0.6	-0.5	0.4	0.8	-1.5
Services less trade, transportation, and warehousing.....	ID5	3221	29.685	4.8	1.1	0.1	0.0	0.0	0.0
Construction.....	ID5	323	0.573	4.6	0.1	1.4	0.1	0.3	0.3
Inputs to stage 3 construction producers.....	ID5	33	1.131	-2.2	-0.1	-0.5	0.2	1.0	0.2
Goods.....	ID5	331	0.566	-4.0	-0.3	0.0	-0.2	0.0	-0.5
Goods excluding foods and energy.....	ID5	3313	0.566	-4.0	-0.3	0.0	-0.2	0.0	-0.5
Services.....	ID5	332	0.565	-0.3	0.2	-0.9	0.6	2.0	0.8
Trade services.....	ID5	3323	0.521	-0.3	0.2	-1.0	0.7	2.2	0.9
Transportation and warehousing services.....	ID5	3322	0.015	-1.6	-0.1	0.2	-0.7	-0.3	0.7
Transportation and warehousing of goods.....	ID5	33222	0.015	-1.6	-0.1	0.2	-0.8	-0.3	0.7
Services less trade, transportation, and warehousing.....	ID5	3321	0.029	4.1	0.5	0.4	-0.2	0.6	0.1
Stage 2 Intermediate Demand									

See footnotes at end of table.

Table 4. Producer price index percentage changes and weights for Final Demand-Intermediate Demand groupings, not seasonally adjusted — Continued
 [August 2023]

Title	Commodity code		Relative Importance Dec. 2022 ¹	Unadjusted 12-month percent change ² Aug. 2022 to Aug. 2023 ^P	Unadjusted 1-month percent change ²				
	Group code	Item code			Mar. to Apr.	Apr. to May ^P	May to June ^P	June to July ^P	July to Aug. ^P
Stage 2 intermediate demand.....	ID5	2	100.000	-10.1	1.0	-1.6	-0.9	1.6	0.8
Inputs to stage 2 goods producers.....	ID5	21	54.274	-20.5	1.2	-3.1	-2.0	3.4	1.3
Goods.....	ID5	211	40.812	-26.3	1.3	-4.4	-2.4	4.3	1.9
Foods.....	ID5	2111	4.355	-9.7	-0.6	-2.9	-3.0	3.1	-3.6
Energy.....	ID5	2112	21.042	-40.5	3.2	-8.5	-2.9	10.5	5.6
Goods excluding foods and energy.....	ID5	2113	15.415	-6.7	-0.1	-0.6	-1.8	-1.4	-0.4
Services.....	ID5	212	13.197	2.9	1.0	0.3	-0.9	1.2	-0.3
Trade services.....	ID5	2123	5.150	0.5	2.3	0.7	-1.9	1.7	-1.2
Transportation and warehousing services.....	ID5	2122	4.488	1.1	-0.7	0.1	-0.7	1.7	0.0
Transportation of passengers.....	ID5	21221	0.168	3.8	-0.5	-2.4	4.6	-0.4	-1.0
Transportation and warehousing of goods.....	ID5	21222	4.320	1.0	-0.7	0.2	-0.9	1.8	0.0
Services less trade, transportation, and warehousing.....	ID5	2121	3.559	9.2	1.2	-0.1	0.2	-0.1	0.6
Construction.....	ID5	213	0.265	4.6	0.1	1.4	0.1	0.3	0.3
Inputs to stage 2 services producers.....	ID5	22	45.725	4.5	0.7	0.0	0.3	-0.2	0.3
Goods.....	ID5	221	5.072	-2.4	-0.1	-0.6	-0.2	-0.2	0.4
Foods.....	ID5	2211	0.055	-17.3	-1.0	-2.2	-2.5	-1.3	-2.2
Energy.....	ID5	2212	0.357	-13.6	-3.8	-6.7	-1.4	-0.5	13.3
Goods excluding foods and energy.....	ID5	2213	4.660	-1.3	0.2	-0.2	-0.1	-0.2	-0.4
Services.....	ID5	222	39.767	5.5	0.8	0.0	0.3	-0.2	0.3
Trade services.....	ID5	2223	2.238	-1.5	0.8	3.4	-0.8	-1.1	1.2
Transportation and warehousing services.....	ID5	2222	2.862	-17.4	-1.4	-0.9	2.1	-0.5	-5.2
Transportation of passengers.....	ID5	22221	0.390	4.0	-0.5	-2.4	4.7	-0.4	-1.0
Transportation and warehousing of goods.....	ID5	22222	2.472	-20.4	-1.6	-0.7	1.6	-0.5	-5.9
Services less trade, transportation, and warehousing.....	ID5	2221	34.667	8.2	1.0	-0.1	0.3	-0.2	0.6
Construction.....	ID5	223	0.886	4.6	0.1	1.4	0.1	0.3	0.3
Stage 1 Intermediate Demand									
Stage 1 intermediate demand.....	ID5	1	100.000	-1.0	-0.2	-0.6	0.0	-0.1	1.1
Inputs to stage 1 goods producers.....	ID5	11	33.533	-6.8	-0.3	-1.1	-0.7	-0.9	0.0
Goods.....	ID5	111	24.780	-9.0	-0.8	-0.9	-0.7	-1.7	0.4
Foods.....	ID5	1111	3.351	-14.4	0.5	-2.6	-1.1	-4.6	-2.2
Energy.....	ID5	1112	3.963	-12.5	-8.1	-5.0	1.4	0.2	6.1
Goods excluding foods and energy.....	ID5	1113	17.466	-7.2	0.6	0.2	-1.0	-1.5	-0.3
Services.....	ID5	112	8.752	-0.4	1.0	-1.6	-0.9	1.3	-1.1
Trade services.....	ID5	1123	5.298	-2.2	1.5	-2.6	-1.6	1.7	-1.7
Transportation and warehousing services.....	ID5	1122	0.599	-0.7	-0.1	1.3	-0.4	0.1	0.7
Transportation of passengers.....	ID5	11221	0.103	4.0	-0.5	-2.5	4.8	-0.4	-1.0
Transportation and warehousing of goods.....	ID5	11222	0.496	-1.6	0.0	2.1	-1.4	0.2	1.1
Services less trade, transportation, and warehousing.....	ID5	1121	2.855	3.4	0.3	-0.4	0.4	0.8	-0.3
Construction.....	ID5	113	0.001	4.6	0.1	1.4	0.1	0.3	0.3
Inputs to stage 1 services producers.....	ID5	12	53.646	2.9	0.0	-0.3	0.6	0.3	1.7
Goods.....	ID5	121	16.434	-2.0	-1.0	-1.2	0.2	-0.6	4.1
Foods.....	ID5	1211	0.115	-29.9	3.0	-26.6	-12.8	-0.1	0.4
Energy.....	ID5	1212	5.528	-8.5	-3.7	-3.3	0.9	-1.7	12.9
Goods excluding foods and energy.....	ID5	1213	10.791	2.2	0.3	0.0	-0.1	0.0	0.0
Services.....	ID5	122	37.209	5.6	0.5	0.1	0.7	0.6	0.7
Trade services.....	ID5	1223	3.617	3.2	1.1	0.0	-0.1	1.2	-0.1
Transportation and warehousing services.....	ID5	1222	4.373	1.8	-0.8	-1.0	1.2	0.6	0.1
Transportation of passengers.....	ID5	12221	1.342	4.0	-0.5	-2.5	4.8	-0.4	-1.0
Transportation and warehousing of goods.....	ID5	12222	3.031	0.7	-1.0	-0.4	-0.4	1.1	0.6
Services less trade, transportation, and warehousing.....	ID5	1221	29.219	6.5	0.6	0.3	0.7	0.6	0.9
Construction.....	ID5	123	0.003	4.6	0.1	1.4	0.1	0.3	0.3
Inputs to stage 1 construction producers.....	ID5	13	12.821	-1.6	-0.6	-0.8	-0.2	0.1	1.8
Goods.....	ID5	131	9.208	-1.2	-0.7	-0.6	-0.3	-0.3	2.1
Energy.....	ID5	1312	0.934	-16.4	-6.4	-7.2	-4.1	-5.4	26.5
Goods excluding foods and energy.....	ID5	1313	8.274	0.9	-0.1	0.0	0.0	0.2	0.1
Services.....	ID5	132	3.613	-2.3	-0.2	-1.2	0.2	1.2	0.8
Trade services.....	ID5	1323	2.667	0.1	0.5	-1.5	0.4	1.7	0.6
Transportation and warehousing services.....	ID5	1322	0.854	-9.3	-2.8	-0.3	-0.8	-0.8	1.6
Transportation and warehousing of goods.....	ID5	13222	0.854	-9.3	-2.8	-0.3	-0.8	-0.8	1.6
Services less trade, transportation, and warehousing.....	ID5	1321	0.092	4.5	0.9	-0.2	-0.1	0.5	0.0
Special Groupings of Intermediate Demand by Production Flow									
Total goods inputs to stage 4 intermediate demand.....	ID5	9411	47.208	-0.8	-0.2	-0.2	0.5	-0.2	0.4
Total services inputs to stage 4 intermediate demand.....	ID5	9412	52.739	5.3	0.8	0.0	0.0	0.7	0.6
Total construction inputs to stage 4 intermediate demand.....	ID5	9413	0.052	4.6	0.1	1.4	0.1	0.3	0.3
Total foods inputs to stage 4 intermediate demand.....	ID5	9414	5.660	-5.6	0.1	-0.9	-0.2	-1.6	-0.1

See footnotes at end of table.

Table 4. Producer price index percentage changes and weights for Final Demand-Intermediate Demand groupings, not seasonally adjusted — Continued
[August 2023]

Title	Commodity code		Relative Importance Dec. 2022 ¹	Unadjusted 12-month percent change ² Aug. 2022 to Aug. 2023 ^p	Unadjusted 1-month percent change ²				
	Group code	Item code			Mar. to Apr.	Apr. to May ^p	May to June ^p	June to July ^p	July to Aug. ^p
Total energy goods inputs to stage 4 intermediate demand.....	ID5	9415	5.208	-2.3	-2.4	-1.8	4.8	0.3	5.0
Total goods less foods and energy inputs to stage 4 intermediate demand.	ID5	9416	36.340	0.1	0.1	0.1	0.0	0.0	-0.2
Total goods inputs to stage 3 intermediate demand.....	ID5	9311	47.001	-10.7	-0.7	-2.1	-0.2	-2.1	1.3
Total services inputs to stage 3 intermediate demand.....	ID5	9312	52.427	1.7	0.7	-0.4	0.0	0.3	-0.4
Total construction inputs to stage 3 intermediate demand.....	ID5	9313	0.573	4.6	0.1	1.4	0.1	0.3	0.3
Total foods inputs to stage 3 intermediate demand.....	ID5	9314	11.996	-17.2	0.2	-4.6	0.9	-4.5	-4.2
Total energy goods inputs to stage 3 intermediate demand.....	ID5	9315	7.911	-14.5	-5.9	-6.6	-0.3	-1.1	17.8
Total goods less foods and energy inputs to stage 3 intermediate demand.	ID5	9316	27.094	-6.5	0.5	0.2	-0.6	-1.3	-0.5
Total goods inputs to stage 2 intermediate demand.....	ID5	9211	45.884	-24.0	1.1	-3.9	-2.1	3.7	1.8
Total services inputs to stage 2 intermediate demand.....	ID5	9212	52.964	4.9	0.9	0.1	0.0	0.1	0.1
Total construction inputs to stage 2 intermediate demand.....	ID5	9213	1.151	4.6	0.1	1.4	0.1	0.3	0.3
Total foods inputs to stage 2 intermediate demand.....	ID5	9214	4.410	-9.8	-0.6	-2.9	-3.0	3.0	-3.6
Total energy goods inputs to stage 2 intermediate demand.....	ID5	9215	21.399	-40.1	3.0	-8.5	-2.8	10.3	5.7
Total goods less foods and energy inputs to stage 2 intermediate demand.	ID5	9216	20.075	-5.5	0.0	-0.5	-1.4	-1.1	-0.4
Total goods inputs to stage 1 intermediate demand.....	ID5	9111	50.422	-5.3	-0.8	-1.0	-0.3	-1.1	1.9
Total services inputs to stage 1 intermediate demand.....	ID5	9112	49.574	3.7	0.5	-0.3	0.4	0.8	0.4
Total construction inputs to stage 1 intermediate demand.....	ID5	9117	0.004	4.6	0.1	1.4	0.1	0.3	0.3
Total foods inputs to stage 1 intermediate demand.....	ID5	9114	3.466	-14.9	0.5	-3.3	-1.4	-4.5	-2.1
Total energy goods inputs to stage 1 intermediate demand.....	ID5	9115	10.425	-10.9	-5.6	-4.3	0.7	-1.3	11.4
Total goods less foods and energy inputs to stage 1 intermediate demand.	ID5	9116	36.531	-2.6	0.4	0.1	-0.5	-0.7	-0.1

¹ Comprehensive relative importance figures are initially computed after the publication of December indexes and are recalculated after final December indexes are available. Individual items and subtotals may not add exactly to totals because of rounding differences.

² All indexes are subject to revision for 4 months after their originally scheduled publication to incorporate late reports and corrections by survey respondents. In addition, seasonally adjusted indexes are subject to change for up to 5 years due to the recalculation of seasonal factors published each January.

³ PPI defines Total finished as including only the personal consumption and private capital investment portions of final demand.

⁴ Trade indexes measure changes in margins received by wholesalers and retailers.

⁵ The PPI definition of foods does not include food and beverages for immediate consumption. PPI defines food and beverages for immediate consumption as the service of preparing meals, snacks, and beverages to customer order for immediate on-premises and off-premises consumption.

⁶ Distributive services include transportation, warehousing, and trade of goods.

⁷ Includes intermediate trade, transportation, and warehousing services.

⁸ Includes crude petroleum.

⁹ Excludes crude petroleum.

^p Preliminary

"/" Data not available.

Table 5. Producer price indexes for Final Demand-Intermediate Demand groupings, not seasonally adjusted
 [August 2023, Index base Nov. 2009=100, unless otherwise indicated]

Title	Other index base	Commodity code		Unadjusted index ¹				
		Group code	Item code	Apr. 2023	May 2023 ^p	June 2023 ^p	July 2023 ^p	Aug. 2023 ^p
Final Demand								
Final demand.....		FD	4	141.303	140.888	140.937	141.446	142.244
Final demand goods.....		FD	41	143.342	142.056	142.398	142.614	144.729
Final demand foods.....		FD	411	151.617	150.397	150.787	150.349	149.648
Finished consumer foods ²	00/82	FD	4111	266.038	264.232	265.782	264.554	264.614
Finished consumer foods, crude.....	00/82	FD	411113	299.854	247.386	255.327	251.711	243.631
Finished consumer foods, processed.....	00/82	FD	411112	261.661	264.691	265.624	264.629	265.466
Government purchased foods.....		FD	4112	151.703	153.219	153.685	154.008	154.320
Foods for export.....		FD	4113	158.099	154.819	152.959	153.376	148.894
Final demand energy.....		FD	412	144.522	138.557	140.751	142.388	153.517
Finished consumer energy goods ²	00/82	FD	4121	228.256	219.684	223.996	226.940	241.174
Government purchased energy.....		FD	4122	150.070	141.952	143.498	143.570	163.573
Energy for export.....		FD	4123	131.974	124.430	122.155	124.300	140.967
Final demand goods less foods and energy.....		FD	413	140.774	140.930	140.680	140.632	140.709
Finished goods less foods and energy ²	00/82	FD	4131	246.315	247.020	247.075	247.578	247.933
Finished consumer goods less foods and energy.....	00/82	FD	41311	274.066	274.690	274.638	275.112	275.669
Nondurable consumer goods less foods and energy.....	00/82	FD	413111	355.130	356.268	356.217	356.988	357.848
Durable consumer goods.....	00/82	FD	413112	190.842	191.004	190.955	191.157	191.430
Private capital equipment.....	00/82	FD	41312	211.179	211.926	212.071	212.578	212.741
Private capital equipment for manufacturing industries.....	00/82	FD	413121	225.959	227.386	227.711	228.160	228.457
Private capital equipment for nonmanufacturing industries.....	00/82	FD	413122	206.755	207.301	207.393	207.916	208.041
Government purchased goods, excluding foods and energy.....		FD	4132	136.642	136.562	136.341	136.276	136.305
Government purchased goods excluding foods, energy, and capital equipment.....		FD	41321	146.417	146.164	145.702	145.280	145.134
Government purchased capital equipment.....		FD	41322	122.404	122.535	122.604	122.969	123.206
Goods for export, excluding foods and energy.....		FD	4133	138.369	138.172	137.431	136.811	136.684
Final demand services.....		FD	42	139.153	139.108	139.025	139.751	139.974
Final demand trade services ³		FD	423	151.510	151.799	149.669	150.459	150.117
Trade of finished goods ²		FD	4231	150.167	150.460	148.569	148.982	148.678
Trade of personal consumption goods.....		FD	42311	150.144	150.448	149.246	149.432	149.043
Trade of private capital equipment.....		FD	42312	148.562	148.804	143.881	145.298	145.373
Trade of government purchased goods.....		FD	4232	159.759	160.267	157.123	160.463	160.024
Trade of government purchased goods, excluding capital equipment.....		FD	42321	165.413	165.495	164.815	168.975	168.036
Trade of government purchased capital equipment.....		FD	42322	149.780	150.917	144.109	146.188	146.503
Trade of exports.....		FD	4233	160.992	161.161	157.150	160.531	159.864
Final demand transportation and warehousing services.....		FD	422	150.537	149.138	150.203	149.647	150.712
Transportation of passengers for final demand.....		FD	4221	138.859	135.462	141.885	141.345	139.933
Transportation of private passengers.....		FD	42211	138.854	135.463	141.874	141.335	139.926
Transportation of government passengers.....		FD	42212	138.603	135.243	141.595	141.061	139.665
Transportation of passengers for export.....		FD	42213	138.890	135.463	141.943	141.398	139.973
Transportation and warehousing of goods for final demand.....		FD	4222	154.265	153.654	152.592	152.033	154.071
Transportation and warehousing of finished goods ²		FD	42221	152.353	151.756	150.689	150.045	152.122
Transportation and warehousing of personal consumption goods.....		FD	422211	152.815	152.221	151.166	150.619	152.675
Transportation and warehousing of private capital equipment.....		FD	422212	150.483	149.872	148.757	147.718	149.880
Transportation and warehousing of government purchased goods.....		FD	42222	152.833	152.064	150.914	151.126	152.678
Transportation and warehousing of exports.....		FD	42223	160.130	159.517	158.476	157.945	160.014
Final demand services less trade, transportation, and warehousing.....		FD	421	132.373	132.334	132.962	133.790	134.155
Finished services less trade, transportation, and warehousing ²		FD	4211	132.670	132.598	133.225	134.065	134.352
Finished consumer services less trade, transportation, and warehousing.....		FD	42111	132.117	131.934	132.524	133.402	133.548
Private capital investment services less trade, transportation, and warehousing.....		FD	42112	138.090	138.885	139.815	140.368	141.762
Government purchased services less trade, transportation, and warehousing.....		FD	4212	123.462	123.479	123.980	124.654	125.277
Gov. purchased services less trade, transportation, and warehousing, excl. capital investment.....		FD	42121	124.066	124.044	124.551	125.263	125.858
Government purchased capital investment services less trade, transportation, and warehousing.....		FD	42122	108.895	109.459	109.848	109.943	110.941
Services for export less trade, transportation, and warehousing.....		FD	4213	139.086	139.463	140.256	141.086	142.289
Final demand construction.....		FD	43	176.464	176.686	176.753	174.556	174.872
Construction for private capital investment.....		FD	431	180.752	180.974	181.081	178.663	179.047
Construction for government.....		FD	432	168.449	168.674	168.657	166.911	167.087
Final Demand Special Groupings								
Final demand less exports.....	04/10	FD	49101	138.843	138.460	138.638	139.163	139.998
Final demand less government.....	04/10	FD	49102	139.401	139.023	139.066	139.576	140.230
Final demand less foods, food and nonalcoholic beverages for immediate consumption, and energy ¹	04/10	FD	49103	139.087	139.052	138.863	139.355	139.478
Final demand less foods and energy ⁴	04/10	FD	49104	138.752	138.757	138.643	139.126	139.318
Final demand less foods and food and nonalcoholic beverages for immediate consumption ⁴	04/10	FD	49105	139.012	138.588	138.556	139.122	139.968

See footnotes at end of table.

Table 5. Producer price indexes for Final Demand-Intermediate Demand groupings, not seasonally adjusted — Continued

[August 2023, Index base Nov. 2009=100, unless otherwise indicated]

Title	Other index base	Commodity code		Unadjusted index ¹				
		Group code	Item code	Apr. 2023	May 2023 ^P	June 2023 ^P	July 2023 ^P	Aug. 2023 ^P
Final demand less foods ⁴	04/10	FD	49106	138.634	138.269	138.298	138.851	139.721
Final demand less energy.....	04/10	FD	49107	139.229	139.165	139.079	139.510	139.652
Final demand less trade services.....	01/10	FD	49108	137.307	136.743	137.271	137.711	138.750
Final demand less distributive services ⁵	01/10	FD	49109	136.745	136.181	136.777	137.260	138.258
Final demand goods less energy.....	01/10	FD	49111	141.635	141.491	141.382	141.250	141.158
Final demand goods less foods.....	04/10	FD	49112	138.511	137.239	137.564	137.911	140.565
Final demand services less trade services.....	04/10	FD	49113	132.913	132.747	133.411	134.103	134.530
Final demand distributive services ⁵	04/10	FD	49114	148.874	149.019	147.094	147.663	147.689
Final demand goods plus final demand distributive services ⁵	04/10	FD	49115	143.562	142.887	142.284	142.643	143.860
Final demand less foods, energy, and trade services ⁴	08/13	FD	49116	127.662	127.599	127.974	128.356	128.665
Private and government purchased capital equipment.....	08/13	FD	49117	127.302	127.709	127.794	128.110	128.229
Private and government purchased capital investment services.....	08/13	FD	49118	131.925	132.418	131.010	131.766	132.621
Total private and government purchased capital investment.....	08/13	FD	49119	133.381	133.801	133.139	133.366	133.874
Total finished ²	01/10	FD	49201	139.872	139.528	139.713	140.255	140.944
Total finished less foods, food and nonalcoholic beverages for immediate consumption, and energy ^{2, 4}	12/10	FD	49202	138.364	138.395	138.371	138.896	139.065
Total finished less foods and energy ^{2, 4}	01/10	FD	49203	139.201	139.232	139.208	139.735	139.911
Total finished less foods and food and nonalcoholic beverages for immediate consumption ^{2, 4}	12/10	FD	49204	137.972	137.665	137.813	138.417	139.133
Total finished less foods ^{2, 4}	01/10	FD	49205	139.358	139.050	139.198	139.807	140.532
Total finished less energy ²	01/10	FD	49206	139.765	139.738	139.764	140.224	140.392
Finished goods ²	00/82	FD	49207	255.140	252.860	254.372	255.190	259.228
Finished goods less energy ²	00/82	FD	49208	250.769	250.794	251.251	251.286	251.560
Finished goods, excluding foods ^{2, 4}	00/82	FD	49209	251.611	249.212	250.710	252.063	257.133
Finished services ²	01/10	FD	49210	137.622	137.579	137.542	138.185	138.351
Private capital investment services.....	04/10	FD	49211	141.986	142.492	141.111	141.897	142.832
Finished distributive services ^{2, 5}	04/10	FD	49212	147.337	147.517	145.762	146.042	146.026
Finished services less trade services ²	04/10	FD	49213	132.754	132.586	133.242	133.971	134.312
Finished services less distributive services ^{2, 5}	04/10	FD	49214	131.939	131.794	132.545	133.350	133.597
Total private capital investment (goods, services, and construction).....	04/10	FD	49215	141.290	141.751	141.064	141.357	141.927
Finished goods plus finished distributive services ²	04/10	FD	49216	144.684	144.112	143.701	144.073	145.229
Total exports.....	04/10	FD	49301	140.234	139.656	138.865	139.204	139.664
Goods for export.....	00/82	FD	49302	235.290	233.648	232.036	231.470	232.051
Services for export.....	04/10	FD	49303	149.009	148.938	148.329	149.605	150.249
Total government purchases.....	04/10	FD	49401	135.646	134.871	134.989	135.372	137.660
Government purchased goods.....	00/82	FD	49402	230.338	227.154	227.661	227.685	236.140
Government purchased services.....	04/10	FD	49403	131.585	131.553	131.545	132.593	133.042
Total government purchased capital investment (goods, services, construction).....	08/13	FD	49404	131.468	131.780	131.034	130.901	131.185
Government purchases, defense.....	05/15	FD	49405	121.792	120.821	120.827	121.429	124.158
Government purchases, non-defense.....	05/15	FD	49406	130.516	129.878	130.040	130.290	132.176
Personal consumption.....	01/10	FD	49501	139.466	138.937	139.322	139.920	140.637
Personal consumption goods (finished consumer goods).....	00/82	FD	49502	273.804	270.197	272.307	273.261	278.993
Personal consumption goods less energy.....	00/82	FD	49503	271.155	270.716	271.364	271.095	271.436
Personal consumption goods less foods.....	00/82	FD	49504	275.182	270.835	273.167	275.039	283.137
Personal consumption nondurable goods less foods.....	00/82	FD	49508	312.086	305.724	309.120	311.738	323.328
Personal consumption services.....	04/10	FD	49505	136.432	136.304	136.475	137.095	137.141
Personal consumption less trade services.....	04/10	FD	49506	136.216	135.483	136.262	136.962	137.952
Personal consumption less distributive services ⁵	04/10	FD	49507	135.849	135.110	135.955	136.699	137.653
Personal consumption less foods and energy.....	04/14	FD	49510	127.888	127.811	127.953	128.495	128.562
Personal consumption less foods, energy, and trade services ³	04/14	FD	49511	124.666	124.481	125.002	125.657	125.852
Personal consumption less foods, energy, and distributive services ⁵	04/14	FD	49512	124.511	124.341	124.928	125.635	125.759
Personal consumption goods plus personal consumption distributive services ⁵	08/13	FD	49509	133.421	132.654	132.615	132.886	134.200
Intermediate Demand by Commodity Type								
Processed goods								
Processed goods for intermediate demand.....	00/82	ID6	1	258.788	256.695	256.737	255.604	260.004
Materials and components for manufacturing.....	00/82	ID6	11	237.030	236.991	235.548	233.167	232.446
Materials for manufacturing.....		ID6	111	148.603	148.608	147.164	144.715	144.026
Materials for food manufacturing.....	00/82	ID6	1111	252.442	248.907	246.161	245.838	248.215
Materials for nondurable manufacturing.....	00/82	ID6	1112	274.333	270.839	267.097	261.926	259.616
Materials for durable manufacturing.....	00/82	ID6	1113	285.915	291.803	290.458	284.749	283.030
Components for manufacturing.....	00/82	ID6	112	187.917	187.823	187.819	187.948	187.875
Components for nondurable manufacturing.....		ID6	1121	147.668	147.370	146.602	145.896	145.398
Components for durable manufacturing.....		ID6	1122	132.553	132.497	132.530	132.658	132.627
Materials and components for construction.....	00/82	ID6	12	351.295	351.276	350.917	351.860	351.689
Materials for construction.....		ID6	121	166.241	166.577	166.349	167.142	166.869
Components for construction.....		ID6	122	179.285	178.983	178.848	179.037	179.113
Processed fuels and lubricants for intermediate demand.....	00/82	ID6	13	246.518	236.847	241.681	241.422	265.441
Processed fuels and lubricants to manufacturing industries.....	00/82	ID6	131	248.679	241.701	250.321	249.941	264.433

See footnotes at end of table.

Table 5. Producer price indexes for Final Demand-Intermediate Demand groupings, not seasonally adjusted — Continued

[August 2023, Index base Nov. 2009=100, unless otherwise indicated]

Title	Other index base	Commodity code		Unadjusted index ¹				
		Group code	Item code	Apr. 2023	May 2023 ^P	June 2023 ^P	July 2023 ^P	Aug. 2023 ^P
Processed fuels and lubricants to nonmanufacturing industries.....	00/82	ID6	132	246.125	235.590	239.227	239.006	266.080
Containers for intermediate demand.....	00/82	ID6	14	310.648	311.607	310.123	309.386	307.172
Supplies for intermediate demand.....	00/82	ID6	15	253.036	252.454	251.670	251.619	251.373
Supplies to manufacturing industries.....	00/82	ID6	151	247.684	247.467	246.869	246.358	245.721
Supplies to nonmanufacturing industries.....	00/82	ID6	152	251.858	251.224	250.418	250.439	250.255
Supplies to nonmanufacturing industries, feeds.....	00/82	ID6	1521	245.659	240.619	236.714	240.001	239.489
Supplies to nonmanufacturing industries, other than feeds.....	00/82	ID6	1522	254.690	254.624	254.218	253.810	253.668
Unprocessed goods								
Unprocessed goods for intermediate demand.....	00/82	ID6	2	263.120	249.816	246.987	249.567	249.285
Unprocessed foodstuffs and feedstuffs.....	00/82	ID6	21	241.689	231.458	234.032	227.291	216.060
Unprocessed nonfood materials.....	00/82	ID6	22	267.227	252.263	245.614	254.887	262.611
Unprocessed nonfood materials except fuel.....	00/82	ID6	221	346.262	325.064	314.160	320.528	334.593
Unprocessed nonfood materials except fuel to manufacturing industries.....	00/82	ID6	2211	321.190	300.589	289.894	296.060	309.626
Unprocessed nonfood materials except fuel to nonmanufacturing industries.....	00/82	ID6	2212	347.695	348.146	350.677	351.053	353.133
Unprocessed fuel.....	00/82	ID6	222	105.030	102.567	104.279	118.601	113.967
Unprocessed fuel to manufacturing industries.....	00/82	ID6	2221	214.753	208.750	210.757	222.164	221.911
Unprocessed fuel to nonmanufacturing industries.....	00/82	ID6	2222	101.843	99.509	101.253	116.147	111.135
Services								
Services for intermediate demand.....		ID6	3	145.444	145.279	145.458	146.073	146.509
Trade services for intermediate demand ⁵		ID6	33	172.332	171.555	169.923	172.261	171.553
Trade services for manufacturing industries.....	12/12	ID6	331	159.005	157.720	155.331	157.101	156.135
Trade services for nonmanufacturing industries.....	12/12	ID6	332	151.869	151.726	151.137	153.568	153.245
Transportation and warehousing services for intermediate demand.....		ID6	32	155.121	154.121	154.401	155.272	154.426
Transportation of passengers for intermediate demand.....		ID6	321	138.665	135.307	141.657	141.123	139.727
Transportation of passengers for manufacturing industries.....		ID6	3211	138.865	135.440	141.915	141.371	139.947
Transportation of passengers for nonmanufacturing industries.....		ID6	3212	138.703	135.352	141.688	141.155	139.762
Transportation and warehousing of goods for intermediate demand.....		ID6	322	156.982	156.200	155.910	156.915	156.120
Transportation and warehousing of goods for manufacturing industries.....	12/12	ID6	3221	129.690	129.482	128.464	128.625	129.947
Transportation and warehousing of goods for nonmanufacturing industries.....	12/12	ID6	3222	140.452	139.625	139.591	140.684	139.400
Services less trade, transportation, and warehousing for intermediate demand.....		ID6	31	136.514	136.634	137.185	137.375	138.288
Services less trade, transportation, and warehousing for manufacturing industries.....		ID6	311	127.965	128.141	128.110	128.599	128.857
Services less trade, transportation, and warehousing for nonmanufacturing industries.....		ID6	312	136.787	136.905	137.475	137.656	138.591
Construction								
Construction for intermediate demand.....		ID6	4	143.439	145.429	145.583	145.978	146.365
Intermediate Demand by Commodity Type Special Groupings								
Processed materials less foods and feeds.....	00/82	ID6	9111	259.890	257.892	258.185	256.883	261.584
Processed foods and feeds.....	00/82	ID6	9112	248.287	245.264	242.871	243.374	244.800
Processed energy goods.....	00/82	ID6	9113	247.662	237.946	242.800	242.540	266.678
Processed materials less energy.....	00/82	ID6	9118	258.453	258.282	257.121	255.785	255.203
Processed materials less foods and energy.....	00/82	ID6	9115	259.264	259.462	258.466	256.892	256.051
Intermediate distributive services ⁶	04/10	ID6	9116	163.212	162.444	161.413	163.143	162.408
Processed goods plus intermediate distributive services.....	04/10	ID6	9117	146.755	145.717	145.454	145.474	147.018
Unprocessed materials less agricultural products.....	00/82	ID6	9211	266.820	251.534	244.093	258.221	268.176
Unprocessed energy materials ⁷	00/82	ID6	9212	197.293	181.521	176.666	194.142	204.687
Unprocessed materials less energy.....	00/82	ID6	9213	300.018	289.709	288.701	278.423	269.152
Unprocessed nonfood materials less energy ⁸	00/82	ID6	9216	473.841	463.588	451.397	430.348	427.488
Intermediate Demand by Production Flow								
Stage 4 Intermediate Demand								
Stage 4 intermediate demand.....		ID5	4	147.938	147.792	148.096	148.540	149.322
Inputs to stage 4 goods producers.....		ID5	41	146.860	146.855	146.266	145.892	145.615
Goods.....		ID5	411	140.654	140.507	140.326	139.561	139.085
Foods.....		ID5	4111	154.573	151.977	151.077	146.938	146.210
Energy.....		ID5	4112	153.894	140.123	145.144	145.215	150.498
Goods excluding foods and energy.....		ID5	4113	138.509	138.863	138.743	138.488	137.997
Services.....		ID5	412	167.516	167.983	166.038	166.963	167.350
Trade services.....		ID5	4123	179.410	180.238	177.245	178.495	178.965
Transportation and warehousing services.....		ID5	4122	136.291	134.956	135.375	135.012	135.803
Transportation of passengers.....		ID5	41221	138.890	135.463	141.942	141.397	139.973
Transportation and warehousing of goods.....		ID5	41222	144.806	143.793	143.044	142.694	143.973
Services less trade, transportation, and warehousing.....		ID5	4121	129.504	129.471	129.941	130.263	130.256
Inputs to stage 4 services producers.....		ID5	42	144.266	144.268	145.120	146.021	147.239

See footnotes at end of table.

Table 5. Producer price indexes for Final Demand-Intermediate Demand groupings, not seasonally adjusted — Continued

[August 2023, Index base Nov. 2009=100, unless otherwise indicated]

Title	Other index base	Commodity code		Unadjusted index ¹				
		Group code	Item code	Apr. 2023	May 2023 ^P	June 2023 ^P	July 2023 ^P	Aug. 2023 ^P
Goods.....		ID5	421	144.599	144.430	147.039	147.237	148.695
Foods.....		ID5	4211	147.362	147.634	148.268	148.221	148.847
Energy.....		ID5	4212	136.683	136.224	144.286	144.813	149.567
Goods excluding foods and energy.....		ID5	4213	147.524	147.388	147.383	147.460	147.227
Services.....		ID5	422	143.939	143.996	144.261	145.396	146.533
Trade services.....		ID5	4223	160.491	160.528	158.491	161.736	161.023
Transportation and warehousing services.....		ID5	4222	151.317	149.251	149.588	151.087	150.146
Transportation of passengers.....		ID5	42221	138.338	134.944	141.360	140.821	139.410
Transportation and warehousing of goods.....		ID5	42222	154.154	152.305	151.608	153.460	152.595
Services less trade, transportation, and warehousing.....		ID5	4221	140.370	140.651	141.154	142.016	143.560
Construction.....		ID5	423	143.439	145.429	145.583	145.978	146.365
Inputs to stage 4 construction producers.....		ID5	43	163.143	162.061	162.077	162.439	163.758
Goods.....		ID5	431	167.419	166.599	166.633	166.948	168.788
Energy.....		ID5	4312	164.098	153.300	153.683	153.858	174.391
Goods excluding foods and energy.....		ID5	4313	171.588	171.753	171.753	172.089	172.074
Services.....		ID5	432	152.141	150.410	150.380	150.858	150.890
Trade services.....		ID5	4323	172.693	168.501	168.732	169.994	169.312
Transportation and warehousing services.....		ID5	4322	147.263	146.332	145.514	144.653	146.543
Transportation of passengers.....		ID5	43221	144.771	141.206	147.947	147.381	145.898
Transportation and warehousing of goods.....		ID5	43222	148.105	147.232	146.226	145.354	147.336
Services less trade, transportation, and warehousing.....		ID5	4321	131.071	131.154	131.197	131.488	131.435
Stage 3 Intermediate Demand								
Stage 3 intermediate demand.....		ID5	3	148.158	146.452	146.308	145.127	145.759
Inputs to stage 3 goods producers.....		ID5	31	160.547	158.137	157.739	154.670	152.745
Goods.....		ID5	311	156.527	154.198	154.063	150.217	147.951
Foods.....		ID5	3111	177.955	169.781	171.408	163.600	156.636
Energy.....		ID5	3112	141.441	134.450	136.311	134.788	143.718
Goods excluding foods and energy.....		ID5	3113	152.636	153.017	151.986	149.626	148.685
Services.....		ID5	312	165.252	162.693	161.317	161.418	160.921
Trade services.....		ID5	3123	174.871	170.300	168.136	168.661	166.712
Transportation and warehousing services.....		ID5	3122	149.344	148.827	148.162	147.260	148.926
Transportation of passengers.....		ID5	31221	147.876	144.229	151.124	150.545	149.029
Transportation and warehousing of goods.....		ID5	31222	149.215	148.871	147.784	146.866	148.707
Services less trade, transportation, and warehousing.....		ID5	3121	133.437	133.640	133.665	134.240	134.418
Inputs to stage 3 services producers.....		ID5	32	137.978	136.774	136.807	136.954	139.449
Goods.....		ID5	321	126.836	121.371	120.783	119.841	133.944
Foods.....		ID5	3211	156.970	157.538	155.265	155.313	157.030
Energy.....		ID5	3212	126.925	118.158	117.408	116.068	139.354
Goods excluding foods and energy.....		ID5	3213	136.391	135.962	135.633	135.270	135.174
Services.....		ID5	322	140.753	140.628	140.823	141.254	140.722
Trade services.....		ID5	3223	193.430	191.614	193.057	197.262	196.106
Transportation and warehousing services.....		ID5	3222	161.223	160.405	161.117	162.424	159.928
Transportation of passengers.....		ID5	32221	104.522	104.386	104.642	104.621	104.564
Transportation and warehousing of goods.....		ID5	32222	161.718	160.896	161.611	162.924	160.416
Services less trade, transportation, and warehousing.....		ID5	3221	132.463	132.629	132.607	132.571	132.613
Construction.....		ID5	323	143.439	145.429	145.583	145.978	146.365
Inputs to stage 3 construction producers.....		ID5	33	139.249	138.593	138.899	140.332	140.598
Goods.....		ID5	331	134.492	134.478	134.219	134.228	133.602
Goods excluding foods and energy.....		ID5	3313	171.375	171.357	171.027	171.039	170.241
Services.....		ID5	332	163.376	161.867	162.884	166.197	167.557
Trade services.....		ID5	3323	167.912	166.178	167.366	171.017	172.488
Transportation and warehousing services.....		ID5	3322	113.799	114.042	113.187	112.897	113.734
Transportation and warehousing of goods.....		ID5	33222	120.119	120.376	119.473	119.167	120.050
Services less trade, transportation, and warehousing.....		ID5	3321	124.942	125.459	125.243	125.995	126.132
Stage 2								
Stage 2 intermediate demand.....		ID5	2	135.685	133.503	132.354	134.457	135.550
Inputs to stage 2 goods producers.....		ID5	21	124.728	120.867	118.493	122.500	124.113
Goods.....		ID5	211	121.046	115.739	112.961	117.779	120.073
Foods.....		ID5	2111	168.941	164.040	159.040	163.907	157.947
Energy.....		ID5	2112	87.633	80.189	77.893	86.099	90.912
Goods excluding foods and energy.....		ID5	2113	148.254	147.438	144.819	142.769	142.187
Services.....		ID5	212	149.192	149.615	148.288	150.081	149.622
Trade services.....		ID5	2123	167.557	168.746	165.601	168.419	166.373
Transportation and warehousing services.....		ID5	2122	166.186	166.374	165.290	168.158	168.143
Transportation of passengers.....		ID5	21221	139.151	135.870	142.073	141.552	140.188
Transportation and warehousing of goods.....		ID5	21222	167.814	168.171	166.730	169.768	169.819
Services less trade, transportation, and warehousing.....		ID5	2121	136.208	136.057	136.381	136.226	137.099
Construction.....		ID5	213	143.439	145.429	145.583	145.978	146.365

See footnotes at end of table.

Table 5. Producer price indexes for Final Demand-Intermediate Demand groupings, not seasonally adjusted — Continued

[August 2023, Index base Nov. 2009=100, unless otherwise indicated]

Title	Other index base	Commodity code		Unadjusted index ¹				
		Group code	Item code	Apr. 2023	May 2023 ^P	June 2023 ^P	July 2023 ^P	Aug. 2023 ^P
Inputs to stage 2 services producers.....		ID5	22	144.536	144.506	144.921	144.582	144.990
Goods.....		ID5	221	145.865	144.967	144.724	144.363	144.929
Foods.....		ID5	2211	122.495	119.763	116.798	115.321	112.825
Energy.....		ID5	2212	160.008	149.238	147.117	146.432	165.926
Goods excluding foods and energy.....		ID5	2213	145.561	145.335	145.252	144.925	144.284
Services.....		ID5	222	143.977	144.009	144.509	144.157	144.545
Trade services.....		ID5	2223	178.226	184.365	182.814	180.893	183.069
Transportation and warehousing services.....		ID5	2222	145.982	144.597	147.607	146.841	139.237
Transportation of passengers.....		ID5	22221	139.299	135.887	142.338	141.796	140.378
Transportation and warehousing of goods.....		ID5	22222	147.787	146.769	149.157	148.346	139.574
Services less trade, transportation, and warehousing.....		ID5	2221	143.088	142.941	143.354	143.103	144.002
Construction.....		ID5	223	143.439	145.429	145.583	145.978	146.365
Stage 1 Intermediate Demand								
Stage 1 intermediate demand.....		ID5	1	145.657	144.748	144.797	144.620	146.262
Inputs to stage 1 goods producers.....		ID5	11	147.834	146.185	145.126	143.892	143.848
Goods.....		ID5	111	146.330	144.961	144.001	141.608	142.143
Foods.....		ID5	1111	164.206	159.944	158.203	150.998	147.723
Energy.....		ID5	1112	127.523	121.169	122.911	123.135	130.660
Goods excluding foods and energy.....		ID5	1113	151.576	151.865	150.359	148.094	147.599
Services.....		ID5	112	155.919	153.422	152.056	154.063	152.384
Trade services.....		ID5	1123	172.694	168.280	165.576	168.397	165.582
Transportation and warehousing services.....		ID5	1122	154.891	156.868	156.313	156.472	157.572
Transportation of passengers.....		ID5	11221	138.863	135.437	141.915	141.370	139.946
Transportation and warehousing of goods.....		ID5	11222	157.097	160.395	158.094	158.426	160.143
Services less trade, transportation, and warehousing.....		ID5	1121	109.662	109.261	109.677	110.600	110.220
Construction.....		ID5	113	143.439	145.429	145.583	145.978	146.365
Inputs to stage 1 services producers.....		ID5	12	143.427	143.025	143.818	144.199	146.640
Goods.....		ID5	121	145.597	143.821	144.075	143.225	149.114
Foods.....		ID5	1211	205.080	150.512	131.249	131.124	131.636
Energy.....		ID5	1212	153.445	148.371	149.701	147.100	166.081
Goods excluding foods and energy.....		ID5	1213	149.472	149.518	149.410	149.338	149.378
Services.....		ID5	122	141.853	142.031	143.047	143.946	144.922
Trade services.....		ID5	1223	172.174	172.154	172.022	174.046	173.912
Transportation and warehousing services.....		ID5	1222	143.586	142.111	143.848	144.706	144.795
Transportation of passengers.....		ID5	12221	138.780	135.356	141.830	141.285	139.862
Transportation and warehousing of goods.....		ID5	12222	161.468	160.864	160.275	161.966	162.868
Services less trade, transportation, and warehousing.....		ID5	1221	136.976	137.406	138.421	139.205	140.405
Construction.....		ID5	123	143.439	145.429	145.583	145.978	146.365
Inputs to stage 1 construction producers.....		ID5	13	161.472	160.193	159.893	160.078	162.888
Goods.....		ID5	131	163.394	162.348	161.823	161.338	164.794
Energy.....		ID5	1312	140.071	130.033	124.690	117.991	149.252
Goods excluding foods and energy.....		ID5	1313	168.874	168.896	168.947	169.208	169.348
Services.....		ID5	132	157.785	155.927	156.174	157.999	159.246
Trade services.....		ID5	1323	166.521	164.105	164.821	167.680	168.693
Transportation and warehousing services.....		ID5	1322	121.785	121.367	120.413	119.497	121.369
Transportation and warehousing of goods.....		ID5	13222	125.971	125.539	124.552	123.604	125.540
Services less trade, transportation, and warehousing.....		ID5	1321	138.146	137.845	137.701	138.412	138.378
Intermediate Demand by Production Flow Special Groupings								
Total goods inputs to stage 4 intermediate demand.....	04/10	ID5	9411	144.145	143.861	144.551	144.302	144.870
Total services inputs to stage 4 intermediate demand.....	04/10	ID5	9412	147.722	147.701	147.651	148.709	149.664
Total construction inputs to stage 4 intermediate demand.....	04/10	ID5	9413	142.251	144.224	144.377	144.769	145.152
Total foods inputs to stage 4 intermediate demand.....	04/10	ID5	9414	148.154	146.820	146.585	144.256	144.114
Total energy goods inputs to stage 4 intermediate demand.....	04/10	ID5	9415	129.960	127.615	133.797	134.215	140.897
Total goods less foods and energy inputs to stage 4 intermediate demand.....	04/10	ID5	9416	146.818	147.023	146.956	146.911	146.589
Total goods inputs to stage 3 intermediate demand.....	04/10	ID5	9311	141.404	138.455	138.216	135.310	137.134
Total services inputs to stage 3 intermediate demand.....	04/10	ID5	9312	143.915	143.382	143.324	143.724	143.220
Total construction inputs to stage 3 intermediate demand.....	04/10	ID5	9313	142.251	144.224	144.377	144.769	145.152
Total foods inputs to stage 3 intermediate demand.....	04/10	ID5	9314	158.230	151.021	152.439	145.550	139.418
Total energy goods inputs to stage 3 intermediate demand.....	04/10	ID5	9315	126.649	118.314	117.966	116.624	137.333
Total goods less foods and energy inputs to stage 3 intermediate demand.....	04/10	ID5	9316	144.033	144.267	143.399	141.483	140.713
Total goods inputs to stage 2 intermediate demand.....	04/10	ID5	9211	117.667	113.055	110.661	114.736	116.749
Total services inputs to stage 2 intermediate demand.....	04/10	ID5	9212	145.688	145.813	145.881	146.037	146.225
Total construction inputs to stage 2 intermediate demand.....	04/10	ID5	9213	142.251	144.224	144.377	144.769	145.152
Total foods inputs to stage 2 intermediate demand.....	04/10	ID5	9214	169.326	164.427	159.428	164.223	158.279
Total energy goods inputs to stage 2 intermediate demand.....	04/10	ID5	9215	86.609	79.284	77.038	84.974	89.850
Total goods less foods and energy inputs to stage 2 intermediate demand.....	04/10	ID5	9216	139.201	138.562	136.652	135.099	134.537
Total goods inputs to stage 1 intermediate demand.....	04/10	ID5	9111	132.357	131.068	130.641	129.260	131.768

See footnotes at end of table.

Table 5. Producer price indexes for Final Demand-Intermediate Demand groupings, not seasonally adjusted — Continued

[August 2023, Index base Nov. 2009=100, unless otherwise indicated]

Title	Other index base	Commodity code		Unadjusted index ¹				
		Group code	Item code	Apr. 2023	May 2023 ^p	June 2023 ^p	July 2023 ^p	Aug. 2023 ^p
Total services inputs to stage 1 intermediate demand.....	04/10	ID5	9112	144.567	144.153	144.698	145.846	146.371
Total construction inputs to stage 1 intermediate demand.....	04/10	ID5	9117	142.251	144.224	144.377	144.769	145.152
Total foods inputs to stage 1 intermediate demand.....	04/10	ID5	9114	155.373	150.197	148.154	141.542	138.550
Total energy goods inputs to stage 1 intermediate demand.....	04/10	ID5	9115	136.783	130.959	131.843	130.102	144.939
Total goods less foods and energy inputs to stage 1 intermediate demand.....	04/10	ID5	9116	128.076	128.209	127.583	126.696	126.531

¹ All indexes are subject to revision for 4 months after their originally scheduled publication to incorporate late reports and corrections by survey respondents. In addition, seasonally adjusted indexes are subject to change for up to 5 years due to the recalculation of seasonal factors published each January.

² PPI defines Total finished as including only the personal consumption and private capital investment portions of final demand.

³ Trade indexes measure changes in margins received by wholesalers and retailers.

⁴ The PPI definition of foods does not include food and beverages for immediate consumption. PPI defines food and beverages for immediate consumption as the service of preparing meals, snacks, and beverages to customer order for immediate on-premises and off-premises consumption.

⁵ Distributive services include transportation, warehousing, and trade of goods.

⁶ Includes intermediate trade, transportation, and warehousing services.

⁷ Includes crude petroleum.

⁸ Excludes crude petroleum.

p Preliminary

"/" Data not available.

Table 6. Producer price index percentage changes for selected aggregate commodity and service groupings, not seasonally adjusted [August 2023]

Title	Commodity code		Unadjusted 12-month percent change ¹	Unadjusted 1-month percent change ¹				
	Group code	Item code		Aug. 2022 to Aug. 2023 ^P	Mar. to Apr.	Apr. to May ^P	May to June ^P	June to July ^P
Goods								
All commodities.....	00	000000	-4.4	-0.1	-1.2	0.1	0.0	1.5
Farm products, processed foods and feeds.....	PFF	PLUS02	-4.0	0.2	-1.6	0.3	-0.9	-1.1
Farm products.....	01	—	-11.3	1.6	-5.5	1.6	-2.9	-4.4
Processed foods and feeds.....	02	—	-0.6	-0.5	0.2	-0.2	-0.1	0.4
Industrial commodities.....	IND	THRU15	-4.5	-0.1	-1.1	0.0	0.2	2.0
Textile products and apparel.....	03	—	-2.6	-0.2	-0.4	-0.1	0.2	-0.7
Hides, skins, leather, and related products.....	04	—	2.2	0.1	0.1	-0.7	0.8	0.8
Fuels and related products and power.....	05	—	-13.3	-1.0	-4.6	1.2	1.9	8.3
Chemicals and allied products.....	06	—	-7.0	0.1	-0.9	-0.8	-1.4	-0.6
Rubber and plastic products.....	07	—	-3.3	0.1	-0.2	-0.6	-0.5	-0.2
Lumber and wood products.....	08	—	-9.4	-0.4	-0.2	-0.6	0.3	-1.1
Pulp, paper, and allied products.....	09	—	-1.2	-0.1	0.1	-0.4	-0.1	-0.1
Metals and metal products.....	10	—	-4.3	0.8	0.6	-1.1	-1.4	-0.2
Machinery and equipment.....	11	—	4.7	0.4	0.2	0.1	0.3	0.2
Furniture and household durables.....	12	—	2.8	0.0	0.2	0.0	0.1	0.2
Nonmetallic mineral products.....	13	—	5.8	-0.2	0.2	0.2	0.2	0.1
Transportation equipment.....	14	—	2.3	0.1	0.2	0.0	0.2	0.0
Miscellaneous products.....	15	—	5.2	0.0	1.0	0.1	0.3	0.5
Industrial commodities less fuels.....	ILF	T15M05	-0.9	0.2	0.1	-0.4	-0.4	-0.1
Other commodity groupings								
Petroleum products, refined.....	05	7	-6.5	0.4	-6.7	-1.5	-0.4	18.4
Industrial chemicals.....	06	1	-15.1	0.3	-1.8	-1.1	-3.0	-1.9
Rubber and rubber products.....	07	1	-0.5	0.2	-0.4	-0.7	-0.8	0.0
Lumber.....	08	1	-17.3	-1.0	0.0	-1.4	2.3	-3.6
Iron and steel.....	10	1	-10.3	2.1	2.2	-2.3	-3.6	0.3
Nonferrous metals.....	10	2	-3.1	-0.1	-0.1	-1.7	-1.5	-0.8
General purpose machinery and equipment.....	11	4	5.9	1.0	0.5	0.0	0.2	0.0
Electrical machinery and equipment.....	11	7	3.0	0.1	-0.2	0.3	0.3	0.2
Electronic components and accessories.....	11	78	0.6	-0.3	-1.0	0.2	0.1	0.1
Aircraft and aircraft equipment.....	14	2	4.1	0.4	0.4	0.2	0.1	0.0
Services and construction								
Transportation services.....	30	—	-2.2	-1.5	-0.7	0.4	0.1	0.7
Services related to transportation activities.....	31	—	-15.7	-1.2	-0.3	1.5	-0.3	-4.6
Warehousing, storage, and related activities.....	32	—	8.5	0.1	-3.1	-1.5	1.4	-1.1
Publishing sales, excluding software.....	33	—	4.1	0.4	0.1	0.4	0.2	-0.4
Software publishing.....	34	—	4.1	-0.2	0.7	0.5	-0.3	1.5
Network compensation from broadcast and cable television and radio.....	35	—	0.5	0.0	0.2	-0.3	0.0	0.0
Advertising space and time sales.....	36	—	0.1	4.6	0.3	-0.9	-1.2	-1.8
Telecommunication, cable, and internet user services.....	37	—	4.3	0.2	-0.1	0.1	-0.1	0.4
Data processing and related services.....	38	—	2.0	-0.1	0.1	0.3	0.3	0.1
Credit intermediation services (partial).....	39	—	21.1	2.9	-0.5	1.2	-1.5	2.0
Investment services.....	40	—	15.2	1.3	0.5	-0.2	3.6	1.2
Insurance and annuities.....	41	—	3.8	0.3	0.1	1.0	0.0	0.2
Commissions and fees from sales and administration of insurance policies (partial).....	42	—	0.3	0.0	0.0	0.0	-0.5	0.0
Real estate services (partial).....	43	—	2.8	1.4	0.5	1.1	0.1	2.2
Rental and leasing of goods (partial).....	44	—	-2.3	-0.6	-0.8	1.9	1.4	-0.4
Professional services (partial).....	45	—	4.7	0.6	-0.1	0.5	0.4	0.0
Employment services.....	46	—	0.7	0.4	-0.1	-0.2	0.1	-0.1
Travel arrangement services.....	47	—	3.8	-1.1	0.2	0.5	0.9	2.4
Selected security services (partial).....	48	—	10.7	0.1	2.1	0.1	0.2	3.2
Cleaning and building maintenance services (partial).....	49	—	2.0	0.9	-0.2	0.0	-0.1	0.0
Waste collection and remediation services (partial).....	50	—	9.4	1.2	-0.2	-0.4	-0.1	0.4
Health care services.....	51	—	2.9	0.3	0.1	0.0	0.6	0.1
Accommodation services.....	53	—	6.0	-0.8	-2.7	6.7	1.2	-2.4
Food and beverages for immediate consumption services (partial).....	54	—	2.1	0.4	0.0	0.0	0.2	0.7
Repair and maintenance services (partial).....	55	—	5.8	0.9	-0.1	0.1	0.4	0.5
Entertainment services (partial).....	56	—	2.8	-0.5	-0.9	0.0	-0.1	-1.1
Wholesale trade services.....	57	—	1.3	1.7	-0.3	-1.7	2.1	-0.7
Retail trade services.....	58	—	-2.6	-0.7	0.5	-0.7	-1.4	0.3
Metal treatment services.....	59	—	5.0	0.7	0.6	-0.2	0.9	0.2

See footnotes at end of table.

Table 6. Producer price index percentage changes for selected aggregate commodity and service groupings, not seasonally adjusted — Continued
 [August 2023]

Title	Commodity code		Unadjusted 12-month percent change ¹	Unadjusted 1-month percent change ¹				
	Group code	Item code		Aug. 2022 to Aug. 2023 ^p	Mar. to Apr.	Apr. to May ^p	May to June ^p	June to July ^p
Mining services.....	60	—	3.9	-0.7	-0.5	-0.1	0.0	-0.2
Contract work on textile products, apparel, and leather.....	61	—	5.7	0.0	-0.2	0.1	0.1	0.0
Construction (partial).....	80	—	3.8	-0.2	0.2	0.0	-1.1	0.2

¹ All indexes are subject to revision for 4 months after their originally scheduled publication to incorporate late reports and corrections by survey respondents.

^p Preliminary

“—” Data not available.

NOTE: The term “(partial)” denotes incomplete coverage of the index category.

Table 7. Producer price index percentage changes for commodity and service groupings and individual items, not seasonally adjusted
[August 2023]

Title	Commodity code		Unadjusted 12-month percent change ¹	Unadjusted 1-month percent change ¹				
	Group code	Item code		Aug. 2022 to Aug. 2023 ^P	Mar. to Apr.	Apr. to May ^P	May to June ^P	June to July ^P
Goods								
All commodities.....	00	000000	-4.4	-0.1	-1.2	0.1	0.0	1.5
Industrial commodities.....	IND	THRU15	-4.5	-0.1	-1.1	0.0	0.2	2.0
Farm products, processed foods and feeds.....	PFF	PLUS02	-4.0	0.2	-1.6	0.3	-0.9	-1.1
Farm products.....	01	—	-11.3	1.6	-5.5	1.6	-2.9	-4.4
Fruits & melons, fresh/dry vegs. & nuts.....	01	1	-3.8	15.6	-8.6	0.1	-2.6	-3.3
Fresh fruits and melons.....	01	11	-4.0	2.4	-2.5	2.1	-10.2	4.7
Citrus fruits.....	01	1101	-4.6	4.3	7.4	-1.3	6.4	1.3
Grapefruits.....	01	110101	-0.3	-0.2	-2.5	-2.8	-7.0	-2.4
Lemons.....	01	110104	35.5	9.6	7.1	4.9	10.9	3.4
Valencia oranges.....	01	110105	-13.3	-1.4	—	—	2.6	0.9
Navel oranges.....	01	110106	—	7.6	17.3	9.4	9.3	—
Tangerines.....	01	110108	—	—	—	—	—	—
Other fruits and berries.....	01	1102	0.1	2.8	-4.0	2.5	-12.2	6.7
Plums and fresh prunes.....	01	110201	-18.0	—	—	—	—	-21.0
Nectarines.....	01	110202	34.0	—	—	—	-20.8	-3.5
Cherries.....	01	110203	—	—	—	—	46.7	—
Apricots.....	01	110204	—	—	—	—	—	—
Avocados.....	01	110205	-13.8	—	-11.8	0.7	65.1	15.5
Granny Smith apples.....	01	110208	—	4.5	-0.6	14.9	15.1	—
Golden delicious apples.....	01	110211	—	0.0	-3.5	2.2	0.0	—
Red delicious apples.....	01	110215	34.7	-6.0	-4.0	1.5	0.6	1.1
McIntosh apples.....	01	110216	—	14.5	0.0	0.0	3.9	0.0
Peaches.....	01	110219	49.4	—	—	—	-6.6	-0.9
Gala apples.....	01	110220	25.3	-5.1	-5.4	-0.9	-0.6	3.6
Pears.....	01	110221	-0.9	-8.7	3.3	17.9	0.0	-2.3
Strawberries.....	01	110222	-18.3	18.7	-50.0	-10.5	-11.8	80.0
Raspberries.....	01	110224	-10.5	—	—	—	—	-19.0
Blackberries.....	01	110225	0.0	—	—	—	-33.3	63.6
Blueberries.....	01	110227	4.6	—	—	-5.4	-63.0	-0.7
Grapes.....	01	110228	2.6	0.0	0.0	23.4	-15.1	-2.1
Table grapes.....	01	1102281	-3.0	—	—	—	-37.8	-7.2
Wine grapes.....	01	1102283	5.6	0.0	0.0	0.0	0.0	0.0
Juice grapes.....	01	1102284	15.2	0.0	0.0	0.0	15.2	0.0
Fuji apples.....	01	110229	33.4	-4.7	-3.5	-1.7	0.0	3.4
Empire apples.....	01	110230	—	-5.8	0.0	0.0	0.0	—
Melons.....	01	1103	-24.7	—	-4.0	6.4	-24.8	-20.3
Cantaloupes.....	01	110301	-40.6	—	—	—	-44.6	-32.6
Honeydews.....	01	110302	-43.7	—	—	—	—	—
Watermelons.....	01	110303	-17.6	—	-4.0	-2.2	-13.9	-10.8
Fresh and dry vegetables.....	01	13	-2.7	35.1	-15.8	-0.8	3.5	-11.5
Dry vegetables.....	01	1301	-10.3	1.4	-1.7	-1.7	-1.4	1.0
Dry beans.....	01	13011	-15.3	0.6	-0.2	-2.1	-0.1	-0.1
Dry pinto beans.....	01	130110	-22.6	0.0	0.0	-0.1	0.0	-0.5
Dry great northern beans.....	01	130111	14.3	0.0	0.0	0.0	0.0	0.0
Dry pea beans.....	01	130113	-17.9	—	—	-5.6	0.0	2.9
Dry kidney beans.....	01	130114	-20.1	1.3	0.0	-6.4	0.0	-3.8
Dry garbanzo beans.....	01	130116	5.1	2.7	-0.2	0.0	0.0	0.0
Dry black beans.....	01	130117	-14.3	0.0	0.5	-5.3	-0.7	0.0
Dry peas and lentils.....	01	13012	-2.4	2.5	-3.9	-1.0	-3.2	2.7
Dry peas.....	01	130120	-15.5	3.2	-5.7	-2.7	-5.5	-0.7
Dry lentils.....	01	130121	29.8	0.9	0.0	2.4	1.1	9.0
Fresh vegetables, except potatoes.....	01	1302	17.2	60.3	-25.9	-3.4	6.5	-9.2
Cabbage.....	01	130211	-33.4	-6.4	1.8	19.6	-11.7	-10.7
Carrots.....	01	130212	37.4	-7.6	-1.6	0.0	0.0	4.0
Celery.....	01	130213	9.1	-34.4	249.0	-11.0	56.5	-80.3
Sweet corn.....	01	130214	-23.8	45.0	7.0	12.5	26.5	-39.2
Lettuce.....	01	130215	33.0	191.3	-49.5	-22.0	4.4	21.3
Dry onions.....	01	130216	-19.5	-5.9	17.3	39.2	0.4	-24.7
Tomatoes.....	01	130217	-21.8	-29.7	122.4	0.5	-18.2	-15.6
Snap beans.....	01	130218	—	—	—	—	—	—
Asparagus.....	01	130221	—	—	—	-28.3	—	—
Broccoli.....	01	130222	96.2	87.1	-70.3	18.3	34.0	-16.4

See footnotes at end of table.

Table 7. Producer price index percentage changes for commodity and service groupings and individual items, not seasonally adjusted — Continued
 [August 2023]

Title	Commodity code		Unadjusted 12-month percent change ¹	Unadjusted 1-month percent change ¹				
	Group code	Item code		Aug. 2022 to Aug. 2023 ^P	Mar. to Apr.	Apr. to May ^P	May to June ^P	June to July ^P
Cauliflower.....	01	130223	12.2	258.8	-76.0	-18.1	27.4	-30.7
Spinach.....	01	130224	79.0	—	—	1.3	-5.7	25.7
Greens.....	01	130225	11.2	-2.8	-0.6	6.6	-7.1	5.8
Endive.....	01	130226	-3.5	—	—	0.0	-3.4	-19.4
Green peppers.....	01	130228	25.8	-33.9	28.0	-25.1	-10.2	41.5
Eggplant.....	01	130229	—	—	22.5	—	—	—
Squash.....	01	130231	19.7	-23.4	-64.3	184.7	4.6	10.2
Beets.....	01	130232	-0.8	-30.1	-1.1	1.5	0.0	-5.1
Cucumbers.....	01	130234	16.3	81.7	-16.2	-18.8	68.9	-7.6
Artichokes.....	01	130235	-6.8	11.7	-11.5	-4.2	-12.8	-4.9
Sweet potatoes.....	01	1303	-1.9	0.0	-3.7	4.4	-5.6	3.3
Sweet potatoes.....	01	130301	-1.9	0.0	-3.7	4.4	-5.6	3.3
Potatoes.....	01	1306	-33.5	9.9	0.8	2.8	0.9	-17.6
Long white potatoes.....	01	130601	—	—	—	—	6.8	—
Round white potatoes.....	01	130602	—	—	-27.7	—	—	0.0
Russet potatoes.....	01	130603	-35.7	7.4	4.8	-0.1	0.5	-20.0
Round red potatoes.....	01	130604	-25.3	-7.6	-2.6	76.6	-7.3	-25.3
Round yellow potatoes.....	01	130605	—	—	—	—	—	—
Tree nuts.....	01	19	-3.2	0.0	0.0	-2.8	0.7	2.1
Tree nuts.....	01	1901	-3.2	0.0	0.0	-2.8	0.7	2.1
Pecans.....	01	190101	0.0	0.0	0.0	0.0	0.0	0.0
Almonds.....	01	190102	-1.0	0.0	0.0	-4.1	0.0	3.2
Filberts.....	01	190103	-1.1	0.0	0.0	-1.1	0.0	0.0
Walnuts.....	01	190104	-23.8	0.0	0.0	0.0	6.7	0.0
Macadamias.....	01	190105	-26.7	0.0	0.0	0.0	-26.7	0.0
Pistachios.....	01	190106	0.0	0.0	0.0	0.0	0.0	0.0
Grains.....	01	2	-23.1	5.2	-4.7	-0.1	-11.9	-6.9
Wheat.....	01	21	-14.6	4.0	-3.3	-3.9	1.7	-7.9
Wheat.....	01	2101	-14.6	4.0	-3.3	-3.9	1.7	-7.9
Hard red winter wheat.....	01	210101	-13.5	6.4	-0.8	-8.7	2.3	-10.2
Hard red spring wheat.....	01	210102	-10.1	5.0	-7.7	2.2	3.9	-7.2
Soft white wheat.....	01	210103	-22.2	-1.3	-7.0	8.5	-2.0	-8.0
Soft red winter wheat.....	01	210104	-23.1	-1.4	-4.7	-0.3	-1.7	-7.5
Hard amber durum wheat.....	01	210105	20.4	-0.4	-5.3	-3.7	10.2	34.8
Other grains.....	01	22	-26.1	5.4	-5.1	0.6	-14.7	-7.2
Barley.....	01	2201	-13.1	-0.2	-7.2	-6.2	-7.0	4.4
Barley.....	01	220101	-13.1	-0.2	-7.2	-6.2	-7.0	4.4
Corn.....	01	2202	-26.1	5.5	-5.0	0.7	-14.6	-7.4
Corn.....	01	220205	-26.1	5.5	-5.0	0.7	-14.6	-7.4
Oats.....	01	2203	-7.3	-9.9	3.5	5.2	1.4	5.4
Oats.....	01	220311	-7.3	-9.9	3.5	5.2	1.4	5.4
Sorghum.....	01	2205	-31.6	4.8	-7.7	0.8	-20.6	-6.1
Sorghum.....	01	220501	-31.6	4.8	-7.7	0.8	-20.6	-6.1
Rough rice.....	01	23	9.8	4.5	-1.7	-1.4	1.6	0.0
Rough rice.....	01	2301	9.8	4.5	-1.7	-1.4	1.6	0.0
Rough rice.....	01	230103	9.8	4.5	-1.7	-1.4	1.6	0.0
Long grain rough rice.....	01	2301031	6.3	0.6	-1.7	-2.4	1.2	0.0
Medium/short grain rough rice.....	01	2301032	16.8	12.4	-1.6	0.3	2.2	0.0
Livestock.....	01	3	13.3	2.7	0.1	10.5	2.1	0.5
Slaughter cattle.....	01	31	28.1	7.9	-2.6	6.7	-0.1	1.6
Slaughter steers and heifers.....	01	3101	29.3	9.2	-3.3	6.6	-1.2	1.5
Slaughter steers and heifers.....	01	310199	29.3	9.2	-3.3	6.6	-1.2	1.5
Slaughter cows and bulls.....	01	3102	24.3	3.2	0.6	7.5	4.7	1.9
Slaughter cows and bulls.....	01	310299	24.3	3.2	0.6	7.5	4.7	1.9
Slaughter vealers.....	01	3103	-1.4	-4.5	3.0	-0.7	1.3	1.3
Slaughter vealers.....	01	310399	-1.4	-4.5	3.0	-0.7	1.3	1.3
Slaughter hogs.....	01	32	-27.6	-11.3	5.8	22.5	7.7	-3.1
Slaughter barrows and gilts.....	01	3201	-27.7	-10.5	7.1	22.5	7.1	-4.0
Slaughter barrows and gilts.....	01	320199	-27.7	-10.5	7.1	22.5	7.1	-4.0
Slaughter sows.....	01	3202	-24.0	-37.0	-48.8	18.8	64.7	55.3
Slaughter sows.....	01	320299	-24.0	-37.0	-48.8	18.8	64.7	55.3
Slaughter lambs.....	01	33	37.7	13.1	-15.6	-1.4	-0.2	1.5
Slaughter lambs.....	01	3301	37.7	13.1	-15.6	-1.4	-0.2	1.5

See footnotes at end of table.

Table 7. Producer price index percentage changes for commodity and service groupings and individual items, not seasonally adjusted — Continued
 [August 2023]

Title	Commodity code		Unadjusted 12-month percent change ¹	Unadjusted 1-month percent change ¹				
	Group code	Item code		Aug. 2022 to Aug. 2023 ^P	Mar. to Apr.	Apr. to May ^P	May to June ^P	June to July ^P
Slaughter lambs.....	01	330199	37.7	13.1	-15.6	-1.4	-0.2	1.5
Feeder and replacement cattle.....	01	34	37.1	4.5	0.9	9.0	1.3	1.5
Feeder and replacement cattle.....	01	3401	37.1	4.5	0.9	9.0	1.3	1.5
Feeder and replacement cattle.....	01	340199	37.1	4.5	0.9	9.0	1.3	1.5
Slaughter poultry.....	01	4	-17.8	6.7	1.2	-4.4	-11.1	-9.8
Slaughter chickens.....	01	41	-18.0	8.3	1.9	-4.0	-12.2	-10.1
Broilers and other meat type chickens.....	01	4102	-18.0	8.3	1.9	-4.0	-12.2	-10.1
Slaughter chickens.....	01	410299	-18.0	8.3	1.9	-4.0	-12.2	-10.1
Slaughter turkeys.....	01	42	-21.6	-1.0	-2.8	-7.2	-6.0	-8.9
Slaughter turkeys.....	01	4201	-21.6	-1.0	-2.8	-7.2	-6.0	-8.9
Slaughter turkeys.....	01	420199	-21.6	-1.0	-2.8	-7.2	-6.0	-8.9
Slaughter ducks.....	01	43	8.2	0.7	-1.1	0.0	0.0	0.0
Slaughter ducks.....	01	4301	8.2	0.7	-1.1	0.0	0.0	0.0
Slaughter ducks.....	01	430199	8.2	0.7	-1.1	0.0	0.0	0.0
Raw cotton.....	01	5	-26.7	-0.3	-3.2	0.5	-1.1	4.6
Raw cotton.....	01	51	-26.7	-0.3	-3.2	0.5	-1.1	4.6
Raw cotton.....	01	5101	-26.7	-0.3	-3.2	0.5	-1.1	4.6
Raw cotton.....	01	510101	-26.7	-0.3	-3.2	0.5	-1.1	4.6
Upland cotton.....	01	5101011	-25.4	1.4	-3.3	0.6	-1.1	4.1
Pima cotton.....	01	5101012	-40.0	-20.0	-1.9	0.0	0.0	10.8
Raw milk.....	01	6	-31.3	-1.9	-6.8	-7.3	-2.8	-4.0
Raw milk.....	01	61	-31.3	-1.9	-6.8	-7.3	-2.8	-4.0
Raw milk.....	01	6101	-31.3	-1.9	-6.8	-7.3	-2.8	-4.0
Raw milk.....	01	610102	-31.3	-1.9	-6.8	-7.3	-2.8	-4.0
Chicken eggs.....	01	7	-42.5	-37.9	-62.5	48.0	5.0	6.3
Chicken eggs.....	01	71	-42.5	-37.9	-62.5	48.0	5.0	6.3
Eggs for fresh use.....	01	7107	-36.7	-35.8	-53.4	33.8	0.3	9.8
Eggs, jumbo.....	01	710701	-37.6	-33.7	-50.3	29.0	0.4	11.3
Eggs, extra large.....	01	710702	-35.8	-34.2	-51.6	30.0	0.5	8.4
Eggs, large.....	01	710703	-37.6	-35.3	-54.6	34.1	0.5	12.4
Eggs, medium.....	01	710704	-33.1	-40.1	-51.9	39.7	-0.7	0.6
Eggs, small.....	01	710705	-46.3	-49.0	-31.4	24.7	0.0	0.0
Breaker stock and checks and undergrades.....	01	7108	-51.3	-40.7	-75.9	88.5	14.7	0.0
Breaker stock.....	01	710801	-50.7	-41.2	-75.3	87.8	13.9	0.0
Checks and undergrades.....	01	710802	-54.9	-37.4	-79.9	93.8	21.0	0.0
Hay, hayseeds, and oilseeds.....	01	8	-13.4	-2.1	-3.1	-3.5	6.7	-9.9
Hay and hayseeds.....	01	81	-23.8	-15.3	3.4	4.1	0.3	-18.2
Hay and hayseeds.....	01	8101	-23.8	-15.3	3.4	4.1	0.3	-18.2
Alfalfa hay.....	01	810101	-33.0	-8.5	2.3	-9.8	-5.7	-14.5
All other hay.....	01	810102	-11.2	-23.4	5.0	23.6	6.4	-21.6
Oilseeds.....	01	83	-11.8	0.2	-4.1	-4.8	7.8	-8.5
Oilseeds.....	01	8301	-11.8	0.2	-4.1	-4.8	7.8	-8.5
Peanuts.....	01	830111	11.3	-3.6	1.8	10.6	0.7	-1.2
Cottonseed.....	01	830121	-37.7	-1.9	-2.7	-16.1	0.4	2.5
Soybeans.....	01	830131	-11.4	0.4	-4.4	-5.1	8.4	-9.2
Flaxseed.....	01	830151	-26.4	-	-	-	-	8.2
Sunflower.....	01	830161	-37.0	-5.8	-2.8	-8.4	0.5	-6.0
Canola.....	01	830171	-13.8	0.9	-1.4	-3.6	8.9	-5.1
Miscellaneous oil crops.....	01	830181	6.7	0.0	-0.5	0.3	-0.5	0.0
Processed foods and feeds.....	02	-	-0.6	-0.5	0.2	-0.2	-0.1	0.4
Cereal and bakery products.....	02	1	5.3	-0.6	0.7	-0.1	-0.1	-0.2
Bakery products.....	02	11	4.9	0.1	0.3	0.4	0.1	0.2
Bread (white, wheat, rye, etc.), including frozen.....	02	1102	5.4	-0.7	-0.3	1.1	1.9	-0.6
Bread (white, wheat, rye, etc.), including frozen.....	02	110201	5.4	-0.7	-0.3	1.1	1.9	-0.6
White pan bread.....	02	11020111	4.1	-0.1	0.3	0.5	2.4	-1.6
White hearth bread (French, Italian, etc.).....	02	11020112	3.1	0.0	0.2	0.0	0.4	-0.1
Dark wheat breads (whole wheat, cracked wheat, multigrain, etc.).....	02	11020113	8.2	-1.7	1.5	1.5	3.3	0.0
Other variety breads (rye, unleavened, raisin, potato, self-rising, salt-free, canned, etc.).....	02	11020114	6.8	-1.2	-3.2	2.7	0.9	0.3
Rolls (bread-type), muffins, bagels, and croissants.....	02	1105	6.0	1.0	-1.6	0.1	-1.6	1.0

See footnotes at end of table.

Table 7. Producer price index percentage changes for commodity and service groupings and individual items, not seasonally adjusted — Continued
[August 2023]

Title	Commodity code		Unadjusted 12-month percent change ¹	Unadjusted 1-month percent change ¹				
	Group code	Item code		Aug. 2022 to Aug. 2023 ^P	Mar. to Apr.	Apr. to May ^P	May to June ^P	June to July ^P
Rolls (bread-type), muffins, bagels, and croissants.....	02	110505	6.0	1.0	-1.6	0.1	-1.6	1.0
Rolls, hamburger and wiener.....	02	11050501	3.5	2.5	-1.2	-2.8	-2.3	0.0
All other rolls, bread-type (incl. muffins, bagels, and croissants).....	02	11050502	7.2	-0.2	-1.9	2.7	-1.0	1.9
Other sweet goods, excluding frozen.....	02	1107	10.8	0.4	1.7	0.0	0.0	0.0
Other sweet goods, excluding frozen.....	02	110703	10.8	0.4	1.7	0.0	0.0	0.0
Soft cakes, excluding frozen.....	02	1108	3.6	-0.5	2.0	1.2	-0.4	0.7
Soft cakes, excluding frozen.....	02	110803	3.6	-0.5	2.0	1.2	-0.4	0.7
Cookies, crackers, and related products.....	02	1121	2.7	0.0	2.0	0.0	0.0	0.0
Cookies, wafers, and ice cream cones and cups (excluding frozen).....	02	112103	3.7	0.0	3.1	0.0	0.0	0.0
Crackers, biscuits, and related products.....	02	112104	0.8	0.0	0.0	0.0	0.1	0.0
Saltines and all other crackers, cracker meal and crumbs, and biscuits.....	02	1121042	0.8	0.0	0.0	0.0	0.1	0.0
Retail bakery products, excluding retail trade.....	02	1130	4.4	0.0	0.3	0.0	0.0	-0.2
Retail bakery products, excluding retail trade.....	02	113001	4.4	0.0	0.3	0.0	0.0	-0.2
Flour and flour base mixes and doughs.....	02	12	0.5	-0.8	0.6	-1.7	0.1	-0.8
Wheat flour.....	02	1203	-5.8	1.8	1.2	-4.7	0.1	-2.5
Wheat flour.....	02	120301	-5.8	1.8	1.2	-4.7	0.1	-2.5
Flour base mixes and doughs.....	02	1204	4.7	-2.3	0.2	0.0	0.1	0.2
Flour base mixes and doughs.....	02	120401	4.7	-2.3	0.2	0.0	0.1	0.2
Prepared flour mixes, including refrigerated and frozen doughs and batters, made in flour mills.....	02	1204011	5.4	-0.8	0.5	-0.2	-0.7	-0.2
Flour mixes, excluding cake mixes, made from purchased flour.....	02	1204013	4.3	-2.6	0.1	0.1	0.2	0.2
Milled rice and byproducts.....	02	13	7.9	-0.3	-0.8	-0.2	-0.3	-1.1
Head rice.....	02	1301	8.5	-0.2	-1.0	-0.4	-0.3	-0.5
Head rice.....	02	130106	8.5	-0.2	-1.0	-0.4	-0.3	-0.5
Head rice not packaged with other ingredients.....	02	1301066	6.9	-0.3	-1.3	-0.5	-0.4	-0.6
Milled rice (incl second heads, screenings, brewers, bran, sharps, rice flour, and byproducts).....	02	1302	7.3	-0.4	-0.6	0.1	-0.2	-1.9
Milled rice (incl second heads, screenings, brewers, bran, sharps, rice flour, and byproducts).....	02	130201	7.3	-0.4	-0.6	0.1	-0.2	-1.9
Cereal and pasta products.....	02	14	9.0	-1.9	1.8	0.2	-0.4	-0.3
Dry macaroni, spaghetti, and egg noodle products, made from purchased flour.....	02	1402	1.6	-8.4	0.0	0.0	-2.0	0.0
Dry macaroni, spaghetti, and egg noodle products, made from purchased flour.....	02	140203	1.6	-8.4	0.0	0.0	-2.0	0.0
Dry macaroni, spaghetti, and egg noodle products, made from purchased flour.....	02	14020303	1.6	-8.4	0.0	0.0	-2.0	0.0
Cereal and mill products, other than flour.....	02	1409	10.7	-0.3	2.2	0.2	-0.1	-0.3
Manufactured starch, made by wet milling.....	02	140907	38.4	-0.3	0.0	-0.2	-2.8	0.7
Wheat mill products, corn mill products, and other grain mill products except flour.....	02	140908	1.0	-0.8	0.2	-0.8	-1.3	-1.4
Wheat mill products, except flour.....	02	1409081	6.4	-3.2	-0.3	-4.4	-0.1	-6.5
Corn mill products.....	02	1409082	10.4	0.1	0.8	1.1	-1.2	3.0
Other grain mill products.....	02	1409083	-14.1	0.9	-0.4	0.3	-3.5	-4.2
Breakfast cereal.....	02	140909	11.3	0.0	4.5	1.0	1.9	0.0
Meats, poultry, and fish.....	02	2	-4.5	-0.7	1.8	1.6	0.0	-1.0
Meats.....	02	21	7.2	-1.0	4.4	3.0	1.0	-1.3
Beef and veal products, fresh or frozen.....	02	2101	16.3	0.8	10.3	4.4	-3.1	-3.3
Beef, fresh/frozen variety meats, not canned or made into sausage, made in slaughtering plants.....	02	210126	19.7	-0.9	9.1	0.1	-1.6	1.0
Beef, fresh/frozen whole/half carcass, not canned or made into sausage, misp.....	02	210131	16.9	5.1	-3.9	14.2	-8.7	5.0
Beef, fresh/frozen, primal and subprimal cuts, made in slaughtering plants.....	02	210133	16.5	0.6	12.1	3.9	-2.6	-4.5
Lamb/mutton, fresh or frozen, not canned or made into sausage, made in slaughtering plants.....	02	2103	57.9	-1.2	0.9	-0.7	-0.2	0.1
Lamb/mutton, fresh or frozen, not canned or made into sausage, made in slaughtering plants.....	02	210321	57.9	-1.2	0.9	-0.7	-0.2	0.1
Pork products, fresh, frozen, or processed, except sausage.....	02	2104	-2.6	-6.6	-0.5	3.4	6.0	1.5
Pork, fresh/frozen, unprocessed, all cuts, except sausage, made in slaughtering plants.....	02	210444	-9.1	-12.3	-0.5	6.0	13.3	-4.3
Pork, processed or cured, not canned or made into sausage.....	02	210447	4.8	-0.6	-0.6	0.9	-1.1	8.1
Pork, processed or cured, not canned or made into sausage, made in slaughtering plants.....	02	2104471	32.0	-0.5	0.9	4.6	-5.1	12.8
Pork, processed or cured, not canned or made into sausage, mfpc.....	02	2104472	-2.4	-0.6	-1.1	-0.3	0.3	6.6
Pork, sweet-pickled, dry-cured, or dry salt, not canned or made into sausage, mfpc.....	02	21044721	0.5	0.0	0.1	0.3	0.8	-0.3

See footnotes at end of table.

Table 7. Producer price index percentage changes for commodity and service groupings and individual items, not seasonally adjusted — Continued
 [August 2023]

Title	Commodity code		Unadjusted 12-month percent change ¹	Unadjusted 1-month percent change ¹				
	Group code	Item code		Aug. 2022 to Aug. 2023 ^P	Mar. to Apr.	Apr. to May ^P	May to June ^P	June to July ^P
Smoked hams and picnics, excluding canned, made from purchased carcasses.....	02	21044722	4.1	-0.4	-0.8	0.4	0.2	1.0
Smoked slab bacon, made from purchased carcasses.....	02	21044723	-18.1	-8.0	2.9	-1.3	-1.1	10.8
Smoked sliced bacon, made from purchased carcasses.....	02	21044724	-4.3	-0.3	-3.2	-0.6	0.5	14.9
Other smoked pork, not canned or made into sausage, made from purchased carcasses.....	02	21044725	-2.6	-0.3	2.7	-1.5	0.2	-0.7
Boiled ham, barbecue pork, and other cooked pork, excluding canned meats and sausage, mfpc.....	02	21044726	-6.3	0.8	0.2	0.0	-0.1	0.0
Other meats, fresh, frozen, or canned.....	02	2105	4.0	0.8	0.5	0.8	3.3	-0.7
Fresh/processed sausage, deli & cooked meats, etc.....	02	210503	-3.8	-0.3	-2.6	0.2	1.9	0.2
Fresh and processed sausage, deli, and cooked meats, made in slaughtering plants.....	02	2105031	-0.8	-0.6	-5.5	3.5	2.9	3.0
Fresh and processed sausage, deli, and cooked meats, mfpc.....	02	2105032	-4.7	-0.3	-2.2	-0.2	1.8	-0.2
Fresh sausage (pork sausage, breakfast links, etc.), excluding canned, mfpc.....	02	21050321	-8.0	-2.4	-5.9	0.6	4.8	-0.1
Dry or semidry sausage (salami, cervelat, pepperoni, summer sausage, pork roll, etc), mfpc.....	02	21050322	-7.5	1.0	-1.1	-1.0	-0.5	-0.3
Frankfurters, including wieners, excluding canned, made from purchased carcasses.....	02	21050323	-0.2	0.4	1.6	-0.1	0.5	-0.3
Other sausage (smoked or cooked) & jellied goods & similar preparations, excluding canned, mfpc.....	02	21050324	1.3	0.5	-0.7	-0.4	2.0	0.2
Boxed meat (beef, pork, lamb, etc.), made from purchased carcasses...	02	210504	11.3	2.6	0.6	-1.1	6.3	0.6
Canned meats, excluding dog, cat, and baby food.....	02	210579	-	0.7	-1.7	4.2	0.3	-
Frozen ground meat patties and other processed, frozen, or cooked meats, mfpc.....	02	210586	6.1	1.3	3.8	1.6	3.9	-2.3
Processed poultry.....	02	22	-25.9	-0.1	-2.5	-0.3	-3.2	0.1
Young chickens, including bulk, chilled, frozen, whole, and in parts.....	02	2203	-19.9	2.1	-0.4	-0.2	-2.1	-1.2
Young chickens, including bulk, chilled, frozen, whole, and in parts.....	02	220333	-19.9	2.1	-0.4	-0.2	-2.1	-1.2
Turkeys, including frozen, whole, and in parts.....	02	2206	-35.6	-6.8	-8.9	-7.4	-3.0	-3.2
Turkeys, including frozen, whole, and in parts.....	02	220611	-35.6	-6.8	-8.9	-7.4	-3.0	-3.2
Canned, cooked, smoked or prepared poultry.....	02	2208	-33.1	-0.3	-3.5	2.8	-5.9	4.1
Canned, cooked, smoked or prepared poultry.....	02	220811	-33.1	-0.3	-3.5	2.8	-5.9	4.1
Chicken hens and other poultry/small game.....	02	2209	11.3	0.0	-0.3	0.1	-0.3	0.0
Other poultry/small game (duck, goose, rabbit, etc.).....	02	220911	7.3	0.0	-0.9	0.2	-1.1	0.0
Unprocessed and prepared seafood.....	02	23	-2.6	-0.5	-2.0	-1.8	1.6	-2.1
Unprocessed finfish.....	02	2301	-0.2	-13.1	19.5	-17.6	12.3	-2.1
Haddock.....	02	230101	-10.9	-16.9	97.0	-40.4	38.7	-18.8
Halibut.....	02	230102	-25.8	-10.6	-41.8	3.5	32.3	-10.3
Salmon.....	02	230103	-	-5.8	-	-	-	-
Flounder.....	02	230131	28.7	-18.2	15.3	3.2	-28.3	71.8
Cod.....	02	230132	58.6	10.6	29.7	-15.6	12.9	37.3
Pollock.....	02	230133	-7.2	15.1	33.8	-25.6	55.2	-23.7
Rockfish.....	02	230135	-	-	-	-	-	-
Tuna.....	02	230136	-17.4	-	-1.0	3.4	16.5	-28.6
Other finfish.....	02	230199	-26.1	-34.4	25.0	-19.4	-11.8	15.2
Unprocessed shellfish.....	02	2305	-0.4	6.3	-16.7	5.8	-1.5	-4.7
Shrimp.....	02	230501	-21.6	1.8	-4.7	-4.5	0.0	-3.9
Crabs.....	02	230502	5.6	-	-	38.2	-7.7	-14.4
Lobsters.....	02	230503	2.3	20.7	-30.7	-20.2	10.1	3.1
Clams.....	02	230504	-0.5	-0.3	0.3	0.0	0.0	0.0
Oysters.....	02	230505	0.0	0.0	0.0	0.0	0.0	0.0
Sea scallops.....	02	230506	0.7	-3.1	-3.2	0.0	-2.0	0.6
Mussels.....	02	230507	18.2	0.0	0.0	0.0	0.0	0.0
Prepared fresh and frozen seafood.....	02	2306	-3.9	-0.7	-1.2	-0.9	0.7	-1.6
Prepared fresh fish/seafood, inc. surimi/surimi-based products.....	02	230601	-2.0	-2.5	-0.8	-0.2	0.8	-1.0
Prepared frozen fish.....	02	230602	-7.9	0.7	-0.5	-3.1	0.1	-2.1
Prepared frozen shellfish.....	02	230603	-18.8	-1.8	-5.5	-1.8	-2.8	-3.4
Other prepared fresh and frozen seafood.....	02	230604	25.9	0.2	0.6	5.2	5.8	0.1
Dairy products.....	02	3	-9.7	-0.1	-1.1	-2.1	-1.6	2.1
Fluid milk products.....	02	31	-7.1	0.1	1.6	-1.7	-0.3	-0.3
Packaged fluid milk and related products.....	02	3103	-10.8	0.3	1.4	-2.8	-1.0	-1.2
Fluid whole milk.....	02	310301	-12.3	1.3	1.6	-3.4	-1.1	-1.5
Reduced fat and lowfat milk (1/2-2).....	02	310302	-11.4	-0.1	2.3	-3.6	-1.6	-1.6
Fat free or skim milk.....	02	310303	-10.2	0.7	0.4	-4.1	-2.0	-1.7
Other fluid milk related products, packaged, incl. cartons, bottles, cans, and dispenser cans.....	02	310304	-6.7	-0.6	0.0	-0.1	0.4	0.2
Cottage cheese.....	02	3104	-1.8	-0.4	-0.5	0.7	-0.3	0.4

See footnotes at end of table.

Table 7. Producer price index percentage changes for commodity and service groupings and individual items, not seasonally adjusted — Continued
 [August 2023]

Title	Commodity code		Unadjusted 12-month percent change ¹	Unadjusted 1-month percent change ¹				
	Group code	Item code		Aug. 2022 to Aug. 2023 ^P	Mar. to Apr.	Apr. to May ^P	May to June ^P	June to July ^P
Cottage cheese.....	02	310401	-1.8	-0.4	-0.5	0.7	-0.3	0.4
Other milk products.....	02	3105	2.2	0.0	2.6	-0.4	-0.2	-0.2
Other milk products.....	02	310501	2.2	0.0	2.6	-0.4	-0.2	-0.2
Yogurt, excluding frozen.....	02	3105011	4.5	0.2	3.5	0.0	0.2	0.0
Other packaged milk products.....	02	3105012	-1.8	-0.2	1.0	-1.1	-0.7	-0.6
Bulk fluid milk and cream.....	02	3106	-10.2	-0.6	0.8	-0.9	1.2	1.6
Bulk fluid milk and cream.....	02	310601	-10.2	-0.6	0.8	-0.9	1.2	1.6
Butter.....	02	32	-10.4	-0.9	2.6	-1.5	3.1	8.6
Butter.....	02	3201	-10.4	-0.9	2.6	-1.5	3.1	8.6
Butter.....	02	320114	-10.4	-0.9	2.6	-1.5	3.1	8.6
Natural, processed, and imitation cheese.....	02	33	-4.8	-0.2	-3.3	-2.4	-2.9	6.5
Natural cheese, except cottage cheese.....	02	3302	-4.4	-0.2	-3.6	-2.7	-2.4	6.2
Natural cheese, except cottage cheese.....	02	330212	-4.4	-0.2	-3.6	-2.7	-2.4	6.2
Natural cheese, except lowfat, shipped in consumer packages or containers (3 lbs or less).....	02	3302121	-2.8	-0.3	-0.3	-0.3	0.0	-0.8
Natural cheese, except lowfat, shipped in packages or containers (more than 3 lbs) or bulk.....	02	3302122	-6.3	0.0	-6.2	-4.7	-4.9	12.9
Lowfat natural cheese, except cottage cheese, shipped in consumer packages (3 lbs. or less).....	02	3302123	1.7	0.1	-0.3	-0.1	0.2	0.2
Lowfat natural cheese, except cottage cheese, shipped in packages (more than 3 lbs.) or in bulk.....	02	3302124	-7.0	-0.7	-9.3	-7.0	-6.2	19.5
Processed cheese and related products.....	02	3303	-5.5	0.1	-1.8	-1.0	-5.3	8.7
Process cheese and related products.....	02	330312	-5.5	0.1	-1.8	-1.0	-5.3	8.7
Process cheese, shipped in consumer packages or containers (3 lbs. or less).....	02	3303121	-1.6	1.1	-2.4	-0.3	-4.1	8.2
All other process cheese and related products.....	02	3303122	-8.5	-0.8	-1.3	-1.5	-6.2	9.1
Process cheese shipped in packages or containers (more than 3 lbs.) or in bulk.....	02	33031221	-19.4	-5.8	5.1	-3.6	-4.4	-0.9
Cheese food, spread, and other related products.....	02	33031225	3.8	4.2	-7.0	0.5	-8.0	19.2
Cheese substitutes and imitations.....	02	3304	11.6	0.0	0.0	0.0	0.0	0.0
Cheese substitutes and imitations.....	02	330401	11.6	0.0	0.0	0.0	0.0	0.0
Raw liquid whey.....	02	3307	-38.8	1.9	-1.3	-4.0	-3.9	-0.7
Raw liquid whey.....	02	330701	-38.8	1.9	-1.3	-4.0	-3.9	-0.7
Ice cream and frozen desserts.....	02	34	2.6	0.8	0.0	0.1	0.1	0.1
Ice cream and frozen desserts.....	02	3402	2.6	0.8	0.0	0.1	0.1	0.1
Ice cream and frozen desserts.....	02	340201	2.6	0.8	0.0	0.1	0.1	0.1
Ice cream, excl. lowfat and nonfat (incl. custards), shipped in bulk (containers 3 gal or more).....	02	3402011	-1.8	0.0	-0.1	0.2	-0.1	-0.2
Ice cream, incl. custards (excl. lowfat and nonfat) shipped in sizes less than 3 gallons.....	02	3402012	3.4	1.4	0.0	-0.1	0.1	0.3
Ice cream, including custards (excluding lowfat and nonfat), novelty forms.....	02	3402013	2.6	0.0	0.0	0.3	0.0	0.0
Ice cream, including custards, lowfat and nonfat.....	02	3402014	1.2	0.2	0.0	0.0	-0.1	0.0
Frozen desserts containing fats other than butterfat (incl. soy, rice, almond, oats, etc.).....	02	3402016	-	-0.1	0.2	0.8	0.0	0.2
Other frozen desserts (yogurt, sherbet, water ices, mellorine, frozen pudding, gelato, etc.).....	02	3402019	3.5	0.7	-0.4	0.1	0.8	-0.3
Dry, condensed, and evaporated milk products.....	02	35	-29.8	-0.6	-3.1	-3.4	-3.3	-4.6
Dry milk products, including feed grade.....	02	3502	-37.2	0.0	-4.2	-4.4	-4.7	-6.9
Dry milk products, including feed grade.....	02	350201	-37.2	0.0	-4.2	-4.4	-4.7	-6.9
Liquid milk products.....	02	3503	-13.7	-3.2	0.0	-1.7	-0.4	0.8
Consumer-type canned milk products.....	02	350301	-0.9	0.0	-0.1	-0.2	0.1	0.3
Bulk liquid milk products, including feed grade.....	02	350303	-38.9	-10.1	0.1	-5.3	-1.8	2.1
Ice cream mixes and related products.....	02	3505	-5.3	-0.1	-0.6	-0.3	0.2	0.0
Ice cream mixes and related products.....	02	350502	-5.3	-0.1	-0.6	-0.3	0.2	0.0
Processed fruits and vegetables.....	02	4	12.2	0.3	1.2	1.0	0.0	0.6
Canned fruits and juices.....	02	41	9.7	0.3	1.2	0.2	0.2	0.7
Canned fruits, excluding baby foods.....	02	4101	4.2	-0.4	1.9	0.2	0.4	-0.1
Canned fruits, excluding baby foods.....	02	410105	4.2	-0.4	1.9	0.2	0.4	-0.1
Canned and fresh fruit juices, nectars, and concentrates.....	02	4102	13.2	0.7	0.7	0.2	0.1	1.1
Canned and fresh fruit juices, nectars, and concentrates.....	02	410239	13.2	0.7	0.7	0.2	0.1	1.1
Frozen fruits, juices and ades.....	02	42	6.5	5.1	-2.4	-1.1	-0.8	1.2
Frozen fruits.....	02	4202	-13.7	-0.7	-4.2	-2.3	-1.7	2.7
Frozen fruits.....	02	420209	-13.7	-0.7	-4.2	-2.3	-1.7	2.7
Canned vegetables and juices.....	02	44	9.4	-0.6	2.3	-0.3	-0.3	0.4
Canned vegetables and juices.....	02	4401	9.4	-0.6	2.3	-0.3	-0.3	0.4

See footnotes at end of table.

Table 7. Producer price index percentage changes for commodity and service groupings and individual items, not seasonally adjusted — Continued
 [August 2023]

Title	Commodity code		Unadjusted 12-month percent change ¹	Unadjusted 1-month percent change ¹				
	Group code	Item code		Aug. 2022 to Aug. 2023 ^P	Mar. to Apr.	Apr. to May ^P	May to June ^P	June to July ^P
Canned vegetables.....	02	440102	6.2	-1.3	1.2	-0.5	-0.7	0.2
Canned catsup and other tomato based sauces.....	02	440127	12.0	-0.1	3.5	-0.1	0.0	0.6
Frozen vegetables.....	02	45	20.9	0.3	0.4	4.5	0.2	0.8
Frozen potato products (French-fried, patties, puffs, etc.).....	02	4502	35.2	0.4	0.5	8.0	0.4	0.7
Frozen potato products (French-fried, patties, puffs, etc.).....	02	450202	35.2	0.4	0.5	8.0	0.4	0.7
Frozen vegetables, other than potato products.....	02	4505	4.0	0.2	0.2	-0.1	-0.1	1.0
Frozen vegetables, other than potato products.....	02	450509	4.0	0.2	0.2	-0.1	-0.1	1.0
Dried and dehydrated food.....	02	48	11.2	0.4	2.3	0.1	0.2	0.3
Dried and dehydrated food.....	02	4801	11.2	0.4	2.3	0.1	0.2	0.3
Dried and dehydrated food.....	02	480101	11.2	0.4	2.3	0.1	0.2	0.3
Soup mixes (including dried/dehydrated/freeze-dried) and bouillon.....	02	48010101	8.8	0.0	5.2	0.0	-0.6	0.0
Dried and dehydrated fruits and vegetables, including freeze-dried.....	02	48010102	11.5	-0.4	1.3	0.1	0.3	1.6
Sugar and confectionery.....	02	5	8.4	0.3	0.8	1.1	1.0	0.7
Raw cane sugar and sugar cane mill products and byproducts.....	02	52	12.9	-0.2	-2.5	6.8	-2.0	0.6
Raw cane sugar and sugarcane mill products and byproducts.....	02	5201	12.9	-0.2	-2.5	6.8	-2.0	0.6
Raw cane sugar and sugarcane mill products and byproducts.....	02	520106	12.9	-0.2	-2.5	6.8	-2.0	0.6
Refined sugar products and byproducts.....	02	53	13.3	0.1	1.1	0.8	0.8	1.4
Refined sugar products and byproducts.....	02	5307	13.3	0.1	1.1	0.8	0.8	1.4
Refined granulated cane sugar and byproducts.....	02	530701	7.6	-0.2	-0.1	1.0	1.5	0.2
Beet sugar.....	02	530702	19.1	0.4	2.4	0.7	0.1	2.6
Confectionery materials.....	02	54	20.5	0.9	2.5	1.0	1.2	1.7
Confectionery materials.....	02	5401	20.5	0.9	2.5	1.0	1.2	1.7
Corn sweeteners, made by wet milling.....	02	540107	20.7	0.0	3.4	1.1	0.5	0.9
Chocolate coatings, made from cacao beans.....	02	540108	18.2	1.4	0.2	0.9	1.7	2.8
Other chocolate and cocoa products, made from cacao beans.....	02	540109	24.7	2.7	1.0	0.9	2.4	3.2
Confectionery end products.....	02	55	3.9	0.3	0.4	0.7	1.3	0.2
Candy and nuts.....	02	5503	3.9	0.3	0.5	0.8	1.4	0.2
Chocolate and chocolate-type confectionery products.....	02	550301	3.2	0.2	0.1	1.3	-0.3	0.1
Chocolate/chocolate-type confectionery prods, cacao beans.....	02	5503011	9.9	0.0	0.0	0.0	0.0	0.0
Chocolate/confectionery products, made from purchased chocolate, not retailed.....	02	5503014	2.0	0.2	0.1	1.5	-0.4	0.1
Nonchocolate-type confectioneries.....	02	550302	6.8	0.0	0.0	0.4	0.2	0.5
Nuts and seeds (salted, roasted, cooked or blanched).....	02	550304	2.2	0.8	1.3	0.5	4.6	0.1
Nuts (salted, roasted, cooked, or blanched), sold in bulk.....	02	5503041	-0.3	1.0	1.3	0.5	5.0	0.0
Canned nuts (salted, roasted, cooked, or blanched).....	02	5503042	-3.0	-2.9	2.3	0.0	0.0	0.0
All other packaged nuts, including all types of seeds (salted, roasted, cooked, or blanched).....	02	5503043	0.0	-0.1	0.7	0.0	0.5	1.4
Other confectionery-type products.....	02	550305	6.0	0.0	0.0	0.0	0.0	0.0
Beverages and beverage materials.....	02	6	6.4	-0.3	1.3	0.1	-0.9	1.3
Alcoholic beverages.....	02	61	3.2	0.1	0.1	-0.6	-0.2	0.1
Malt beverages.....	02	6101	1.9	-0.1	0.0	-0.1	0.0	0.0
Bottled beer and ale.....	02	610101	2.3	-0.1	0.0	-0.1	0.0	0.0
Canned beer and ale.....	02	610103	1.8	-0.2	0.0	0.0	0.0	0.0
Beer and ale in barrels and kegs.....	02	610105	0.9	0.1	-0.1	-0.2	0.0	0.0
All other malt beverages and brewing products.....	02	610108	4.7	-0.3	0.1	0.1	-0.2	0.3
Distilled and bottled liquor, excluding brandy.....	02	6102	0.8	-0.2	0.2	-2.8	-0.4	0.0
Distilled liquor, excluding brandy.....	02	610202	0.9	0.0	0.0	-5.6	-0.9	0.0
Distilled whiskey, all other distilled liquor, excluding brandy.....	02	6102022	-3.7	0.0	0.0	-5.6	-0.9	0.0
Bottled liquor, excluding brandy.....	02	610204	0.7	-0.3	0.3	-0.1	0.0	0.0
Bottled whiskey.....	02	6102041	0.7	0.0	0.1	-0.1	0.0	0.0
Bottled gin, vodka, rum, cordials, cocktails, and similar compounds.....	02	6102042	1.1	-0.8	0.7	0.0	0.0	0.0
Wines, brandy, and brandy spirits.....	02	6104	7.2	0.3	0.3	0.1	-0.2	0.2
Wines, brandy, and brandy spirits.....	02	610441	7.2	0.3	0.3	0.1	-0.2	0.2
Wines, white, red & rose grape, and other fruit, 14 percent or less alcohol.....	02	6104411	3.6	0.3	0.3	0.1	-0.3	0.3
Wines, white grape, 14 percent or less alcohol content.....	02	61044111	5.9	0.3	0.3	0.0	0.0	0.0
Wines, red grape, 14 percent or less alcohol content.....	02	61044112	1.6	0.4	0.4	0.2	-0.5	0.5
Wines, rose grape & other fruits & berries, 14 percent or less alcohol.....	02	61044113	2.3	0.0	0.0	0.0	0.0	0.0
Wines, dessert, effervescent, and wine coolers.....	02	6104412	3.7	0.2	0.2	0.0	0.0	0.0
Other wines, brandy, and brandy spirits.....	02	6104413	21.0	0.4	0.3	0.5	0.2	0.0
Soft drinks.....	02	62	8.1	-0.9	3.2	0.7	-2.3	1.1
Soft drinks, non-carbonated and bottled water.....	02	6206	8.0	-2.0	7.5	0.5	-4.8	2.2

See footnotes at end of table.

Table 7. Producer price index percentage changes for commodity and service groupings and individual items, not seasonally adjusted — Continued
 [August 2023]

Title	Commodity code		Unadjusted 12-month percent change ¹	Unadjusted 1-month percent change ¹				
	Group code	Item code		Aug. 2022 to Aug. 2023 ^P	Mar. to Apr.	Apr. to May ^P	May to June ^P	June to July ^P
Bottled water, non-carb, processed or pasteurized.....	02	620608	8.5	-0.2	0.7	-0.7	-0.4	3.9
Soft drinks, non-carbonated.....	02	620609	8.0	-3.0	11.3	1.1	-7.0	1.3
Soft drinks, non-carbonated, all other types.....	02	6206093	10.4	0.1	-1.0	0.7	-0.5	0.2
Soft drinks, non-carbonated, fruit drinks, cocktails, ades.....	02	6206094	3.5	-4.7	18.5	1.3	-10.1	1.9
Soft drinks, bottle/can, carbonated, all types.....	02	6210	8.2	-0.1	0.0	0.9	-0.3	0.3
Soft drinks, bottle/can, carbonated, all types.....	02	621001	8.2	-0.1	0.0	0.9	-0.3	0.3
Packaged beverage materials.....	02	63	13.8	0.2	0.3	-0.1	0.0	7.0
Coffee (whole bean, ground, & instant).....	02	6301	13.7	0.3	0.2	-0.1	0.0	7.7
Coffee, concentrated, including coffee substitutes.....	02	630103	2.9	0.0	0.0	0.0	0.0	2.9
Roasted coffee.....	02	630104	14.3	0.4	0.2	-0.1	0.0	7.8
Tea in consumer packages, exc. canned ice tea.....	02	6303	15.8	-0.7	0.5	-0.1	0.2	1.1
Tea in consumer packages, exc. canned ice tea.....	02	630313	15.8	-0.7	0.5	-0.1	0.2	1.1
Other beverage materials.....	02	64	6.3	0.8	-0.4	0.3	1.7	0.0
Other beverage materials.....	02	6401	6.3	0.8	-0.4	0.3	1.7	0.0
Malt and malt byproducts.....	02	640101	9.9	0.0	2.8	-0.7	0.0	0.0
Liquid beverage bases, excluding use by soft drink bottlers.....	02	640109	3.3	2.8	-2.7	1.2	0.0	0.0
Fats and oils.....	02	7	-19.3	-5.4	-3.4	-5.6	1.3	5.1
Shortening, cooking oil, and margarine.....	02	78	-10.9	-1.4	-2.1	-0.6	3.3	0.5
Shortening, cooking oil, and margarine.....	02	7801	-10.9	-1.4	-2.1	-0.6	3.3	0.5
Margarine, butter blends, and butter substitutes.....	02	780109	-	0.7	0.0	-	-	-
Shortening and cooking oils.....	02	780115	-13.9	-2.0	-2.7	-0.8	4.2	0.6
Other oilseed processing.....	02	7A	-25.3	-10.0	-2.1	-6.2	-0.6	3.9
Other oilseed processing.....	02	7A01	-25.3	-10.0	-2.1	-6.2	-0.6	3.9
Cotton linters.....	02	7A0104	-24.3	-4.2	-5.0	-1.1	-7.1	-13.5
Cottonseed cake, meal, hulls, and other byproducts.....	02	7A0105	-2.1	-0.4	-5.0	-4.3	0.3	-2.0
Cottonseed cake and meal.....	02	7A01051	5.9	-1.1	-4.3	-1.5	0.4	-2.6
Other crude and refined vegetable oils and other vegetable mill products.....	02	7A0106	-3.7	0.5	-1.0	-1.9	-0.4	0.0
Other crude vegetable oils, including linseed, peanut, sunflower, safflower, etc.....	02	7A01061	-2.7	1.7	-0.4	-0.9	-0.2	0.0
Other vegetable oil mill products, including all oil seed cake and meal.....	02	7A01063	-2.9	-0.5	-1.3	-2.8	-0.7	0.0
Corn oil, crude and refined.....	02	7B	-10.7	-2.8	-11.6	-	-	-
Corn oil, made by wet milling.....	02	7B01	-10.7	-2.8	-11.6	-	-	-
Corn oil, made by wet milling.....	02	7B0101	-10.7	-2.8	-11.6	-	-	-
Miscellaneous processed foods.....	02	8	3.1	0.5	-1.1	-1.2	0.0	0.3
Canned jams, jellies, and preserves.....	02	81	2.0	-0.1	0.0	0.2	0.1	0.1
Canned jams, jellies, and preserves.....	02	8101	2.0	-0.1	0.0	0.2	0.1	0.1
Canned jams, jellies, and preserves.....	02	810102	2.0	-0.1	0.0	0.2	0.1	0.1
Pickles and other pickled products, including horseradish.....	02	82	1.0	0.0	0.0	-0.9	0.0	0.6
Pickles and other pickled products.....	02	8201	1.0	0.0	0.0	-0.9	0.0	0.6
Pickles and other pickled products, including horseradish.....	02	820106	1.0	0.0	0.0	-0.9	0.0	0.6
Specialty canning.....	02	84	4.3	0.1	0.1	0.0	0.0	0.0
Specialty canning.....	02	8401	4.3	0.1	0.1	0.0	0.0	0.0
Canned dry beans.....	02	840102	12.4	-0.2	0.1	-0.2	0.0	0.0
Canned soups and stews, excluding frozen and seafood.....	02	840104	1.7	-0.1	0.2	0.0	0.0	0.0
Canned baby foods and other canned specialties/nationality foods.....	02	840105	7.9	0.8	0.0	0.0	0.2	0.0
Frozen specialty food.....	02	85	6.7	0.2	1.1	0.0	0.0	0.0
Frozen specialty food.....	02	8501	6.7	0.2	1.1	0.0	0.0	0.0
Frozen cakes, pies, and other pastries.....	02	850109	6.8	0.3	0.4	0.3	0.1	0.0
Frozen dinners (beef, pork, and poultry pies) and nationality foods, incl. frozen pizza.....	02	850111	6.4	0.3	1.2	0.0	0.0	0.0
Other frozen specialties, incl. all whipped topping, waffles, soups, etc., excluding seafood.....	02	850113	7.8	0.0	1.9	0.0	-0.1	0.0
Prepared sauces, except tomato.....	02	86	17.4	2.2	0.0	-0.5	7.3	0.0
Prepared sauces, excluding tomato-based sauces and sauces comprised of 20 percent or more meat.....	02	8601	17.4	2.2	0.0	-0.5	7.3	0.0
Prepared sauces, excluding tomato-based sauces and sauces comprised of 20 percent or more meat.....	02	860103	17.4	2.2	0.0	-0.5	7.3	0.0
Other miscellaneous processed foods.....	02	89	6.4	0.2	2.1	-0.5	-0.4	0.4
Other miscellaneous processed foods.....	02	8901	6.4	0.2	2.1	-0.5	-0.4	0.4
Mayonnaise, salad dressings, and sandwich spreads.....	02	890102	6.2	0.0	-1.3	-0.3	0.8	0.0
Dry mix food preparations.....	02	890148	3.7	0.0	-0.1	0.0	0.0	0.0

See footnotes at end of table.

Table 7. Producer price index percentage changes for commodity and service groupings and individual items, not seasonally adjusted — Continued
 [August 2023]

Title	Commodity code		Unadjusted 12-month percent change ¹	Unadjusted 1-month percent change ¹				
	Group code	Item code		Aug. 2022 to Aug. 2023 ^P	Mar. to Apr.	Apr. to May ^P	May to June ^P	June to July ^P
Perishable non-frozen prepared food, including tortillas.....	02	890149	5.0	0.0	3.3	-0.7	-2.1	0.8
Perishable prepared foods.....	02	8901492	4.2	0.0	4.0	-0.8	-2.7	0.7
Flavoring extracts, emulsions, liquid flavors, and food colorings.....	02	890151	2.0	0.1	0.0	0.0	0.0	0.0
Other flavoring agents, except chocolate syrup.....	02	890154	9.7	1.2	0.2	-2.4	0.0	0.0
Soft drink flavoring syrup, sold in bulk.....	02	89015411	7.6	0.0	0.0	0.0	0.0	0.0
Other flavoring agents (except chocolate syrups).....	02	89015412	3.5	0.0	0.0	0.0	0.0	0.0
Table salt (evaporated), pepper (white and black), and other spices.....	02	890156	0.9	0.0	0.3	0.3	-0.1	0.0
Pepper and other spices in commercial sizes (1 lb or more).....	02	8901566	1.7	0.0	0.0	0.6	-0.2	0.0
Peanut butter.....	02	890158	5.0	0.5	-0.4	4.6	-0.1	0.0
Ice.....	02	890161	19.0	0.0	1.0	0.1	0.8	0.0
Dairy product substitutes.....	02	890162	8.6	0.0	0.0	2.6	0.0	0.0
Dry, condensed, and evaporated dairy product substitutes.....	02	8901621	-	0.0	0.0	5.7	0.0	0.0
Liquid dairy product substitutes.....	02	8901622	8.8	0.0	0.0	0.0	0.0	0.0
Chips (potato, corn, etc.).....	02	890172	12.4	0.0	4.4	-0.1	-0.1	0.5
Potato chips and sticks, plain and flavored.....	02	8901721	14.8	-0.1	6.7	-0.1	-0.1	0.0
Corn chips and related products.....	02	8901722	9.8	0.0	0.0	-0.4	0.0	1.3
Other chips, sticks (hard pretzels, bacon rinds, popcorn (except candied), etc.).....	02	8901723	12.3	0.0	6.8	0.2	0.0	0.0
Vinegar and cider.....	02	890174	4.0	4.1	0.0	0.0	0.0	0.0
Other food preparations.....	02	890175	-	0.3	1.6	-3.6	0.0	1.4
Prepared animal feeds.....	02	9	-3.5	-1.2	-1.6	-1.3	1.2	-0.1
Soybean cake, meal, and other byproducts.....	02	92	-1.8	-2.4	-1.2	-2.7	3.0	0.4
Soybean cake, meal, and byproducts.....	02	9201	-1.8	-2.4	-1.2	-2.7	3.0	0.4
Soybean cake, meal, and byproducts.....	02	920112	-1.8	-2.4	-1.2	-2.7	3.0	0.4
Soybean cake and meal.....	02	9201121	-2.4	-2.6	-1.2	-2.0	0.7	1.5
Other soybean products, including isolates and concentrates.....	02	9201122	8.6	-1.5	-1.0	-7.9	21.5	-7.1
Formula feeds.....	02	93	-9.5	-1.0	-2.0	-2.1	-0.8	-1.4
Formula feeds.....	02	9301	-9.5	-1.0	-2.0	-2.1	-0.8	-1.4
Chicken and turkey feed, supplements, concentrates, and premixes.....	02	930102	-10.5	-0.5	-2.5	-2.7	-0.8	-2.5
Dairy cattle feed, supplements, concentrates, and premixes.....	02	930110	-13.0	-2.0	-3.4	-4.3	-2.5	-0.9
Swine feed, supplements, concentrates, and premixes.....	02	930115	-9.0	-0.5	-0.5	0.1	0.0	-0.5
Beef cattle feed, supplements, concentrates, and premixes.....	02	930117	-11.2	-1.6	-1.1	-1.4	-0.1	-1.2
Poultry, exc. chicken and turkey, and livestock, exc. cattle and swine, feed.....	02	930118	-0.4	-1.0	-0.3	0.0	0.0	-0.1
Miscellaneous feedstuffs.....	02	94	0.0	-1.0	-1.6	-0.4	1.9	0.5
Pet food.....	02	9402	7.7	0.0	0.0	0.0	0.0	0.0
Dog and cat food.....	02	940202	8.2	0.0	0.0	0.0	0.0	0.0
Dog food.....	02	9402021	6.6	0.0	0.1	0.0	0.0	0.0
Canned dog food.....	02	94020211	14.2	0.0	0.0	0.0	0.0	0.0
Dry and semi moist dog food.....	02	94020214	5.3	0.0	0.1	0.0	0.0	0.0
Cat food.....	02	9402022	12.2	0.0	0.0	0.0	0.0	0.2
Canned cat food.....	02	94020224	5.6	0.0	0.0	0.0	0.0	0.0
Dry and semi moist cat food.....	02	94020225	18.0	0.0	0.0	0.0	0.0	0.2
Pet (excluding dog and cat), laboratory, and fur animal feed.....	02	940203	-0.2	-0.1	-0.2	-0.3	-0.7	0.0
Miscellaneous feedstuffs other than pet food.....	02	9403	-7.7	-2.0	-3.3	-0.8	4.1	1.0
Meat meal and meat and bone meal.....	02	940301	-9.5	6.7	-2.5	-3.2	-1.8	2.3
Wet process corn byproducts.....	02	940317	-7.2	-0.3	-5.9	-2.1	-3.7	-3.2
Other animal feeds, including fertilizer byproducts and feather.....	02	940325	-3.8	0.2	-1.5	-1.5	-1.8	0.0
Animal and marine feed and fertilizer byproducts, except meat and bone meal.....	02	9403252	2.5	-0.3	-0.5	-2.6	-1.5	2.5
Other prepared animal feeds, including feeding materials and adjuncts.....	02	9403253	-7.8	0.6	-2.3	-0.7	-2.1	-1.8
Miscellaneous byproducts of slaughtering plants.....	02	940333	-7.2	-5.5	-2.4	0.5	13.5	2.6
Distillers' dried grains (dark and light) and dried solubles.....	02	940334	-	-0.4	-7.4	-0.6	-9.0	0.5
Textile products and apparel.....	03	-	-2.6	-0.2	-0.4	-0.1	0.2	-0.7
Synthetic fibers.....	03	1	-3.0	0.0	-1.4	-0.8	1.5	-3.0
Unprocessed filament yarns.....	03	15	-3.0	0.0	-1.4	-0.8	1.5	-3.0
Noncellulosic and cellulosic organic fibers.....	03	1504	-3.0	0.0	-1.4	-0.8	1.5	-3.0
Noncellulosic fibers.....	03	150401	-2.9	-0.4	-1.3	-0.6	1.5	-3.1
Noncellulosic organic fibers.....	03	1504014	-7.0	-0.6	-1.7	-0.8	1.9	-3.9
Polyester manufactured fibers.....	03	15040147	-6.6	-0.8	-1.2	-1.3	0.4	0.1
Other noncellulosic organic fibers, incl. polyamide, polyolefin, and producer-textured.....	03	15040149	-6.6	-0.4	-2.0	-0.6	2.7	-5.8
Processed yarns and threads.....	03	2	-14.5	-1.0	-1.0	0.3	0.3	-0.2

See footnotes at end of table.

Table 7. Producer price index percentage changes for commodity and service groupings and individual items, not seasonally adjusted — Continued
[August 2023]

Title	Commodity code		Unadjusted 12-month percent change ¹	Unadjusted 1-month percent change ¹				
	Group code	Item code		Aug. 2022 to Aug. 2023 ^P	Mar. to Apr.	Apr. to May ^P	May to June ^P	June to July ^P
Yarns.....	03	26	-14.9	-1.0	-1.1	0.3	0.3	-0.2
Spun cotton yarns.....	03	2601	-20.7	0.0	-0.2	0.4	0.0	0.0
Spun cotton yarns.....	03	260115	-20.7	0.0	-0.2	0.4	0.0	0.0
Spun synthetic yarns.....	03	2603	-25.0	0.0	0.0	0.2	0.0	0.0
Spun synthetic yarns.....	03	260304	-25.0	0.0	0.0	0.2	0.0	0.0
Textured and twisted yarns.....	03	2604	-6.2	-2.1	-1.8	0.5	0.6	-0.6
Textured and twisted yarns.....	03	260405	-6.2	-2.1	-1.8	0.5	0.6	-0.6
Other spun noncellulosic and natural fiber (excluding cotton and wool) yarns.....	03	2607	-13.7	0.5	-1.3	-0.8	-0.2	1.4
Other spun noncellulosic and natural fiber (excluding cotton and wool) yarns.....	03	260701	-13.7	0.5	-1.3	-0.8	-0.2	1.4
Greige fabrics.....	03	3	-2.5	0.9	-0.5	0.1	-1.1	0.0
Greige broadwoven fabrics.....	03	37	1.8	1.8	0.0	0.1	-1.1	-0.1
Greige manmade, silk, and other natural fiber (exc cotton/wool) broadwoven fabrics.....	03	3703	0.4	0.0	-0.2	0.0	-0.1	-0.1
Greige manmade, silk, and other natural fiber (exc cotton/wool) broadwoven fabrics.....	03	370304	0.4	0.0	-0.2	0.0	-0.1	-0.1
Greige knit fabrics.....	03	38	-1.0	0.0	-0.6	0.3	-0.7	0.0
Weft (circular) knit fabrics, greige goods (excluding hosiery).....	03	3803	-1.9	0.0	-0.5	-0.2	-1.5	0.0
Weft (circular) knit fabrics, greige goods (excluding hosiery).....	03	380301	-1.9	0.0	-0.5	-0.2	-1.5	0.0
Warp knit fabrics, greige goods (excluding hosiery).....	03	3804	-0.6	0.0	-0.6	0.6	0.0	0.0
Warp knit fabrics, greige goods (excluding hosiery).....	03	380401	-0.6	0.0	-0.6	0.6	0.0	0.0
Tire cord and tire fabric.....	03	39	-13.6	-1.3	-2.0	0.0	-1.4	0.5
Tire cord and tire fabrics.....	03	3901	-13.6	-1.3	-2.0	0.0	-1.4	0.5
Tire cord and tire fabrics.....	03	390101	-13.6	-1.3	-2.0	0.0	-1.4	0.5
Finished fabrics.....	03	4	-1.5	-0.6	-0.2	-0.2	-0.2	-0.1
Finished broadwoven fabrics.....	03	42	-11.1	-2.8	-1.3	-1.1	-1.2	0.0
Finished cotton broadwoven fabrics.....	03	4201	-5.6	-11.1	-0.1	-0.1	-0.4	0.0
Finished cotton broadwoven fabrics.....	03	420104	-5.6	-11.1	-0.1	-0.1	-0.4	0.0
Finished manmade, silk, and other natural fiber (exc. cotton and wool) broadwoven fabrics.....	03	4203	-13.2	1.6	-2.0	-1.6	-1.6	0.0
Finished manmade, silk, and other natural fiber (exc. cotton and wool) broadwoven fabrics.....	03	420306	-13.2	1.6	-2.0	-1.6	-1.6	0.0
Finished manmade, silk, & natural fiber (exc cotton/wool) broadwoven, finished in weaving mills.....	03	4203061	1.2	0.3	0.1	0.1	-0.2	0.2
Finished manmade fiber, silk and other natural fiber broadwoven fabrics, finishing mill.....	03	4203062	-20.2	2.4	-3.2	-2.7	-2.5	-0.2
Woven and braided narrow fabrics.....	03	44	2.2	-0.6	0.7	-0.9	-0.8	0.0
Woven and braided narrow fabrics.....	03	4402	2.2	-0.6	0.7	-0.9	-0.8	0.0
Woven narrow fabrics (12 inches or less in width).....	03	440204	-0.2	-0.7	0.8	-1.2	-0.9	0.0
Braided narrow fabrics (12 inches or less in width).....	03	440205	6.9	0.0	0.0	1.1	0.0	0.0
Nonwoven fabrics and felts.....	03	45	-2.8	-0.3	-0.4	-0.4	-0.1	-0.5
Nonwoven fabrics and felts.....	03	4503	-2.8	-0.3	-0.4	-0.4	-0.1	-0.5
Nonwoven fabrics.....	03	450321	-2.7	-0.1	-0.4	-0.2	-0.1	-0.5
Pressed, punched, or needled felts, excluding hats.....	03	450333	-3.5	-2.7	-1.6	-3.5	-0.8	0.5
Coated fabrics, not rubberized.....	03	46	3.4	-0.3	-0.2	0.9	0.0	0.5
Coated fabrics, not rubberized.....	03	4601	3.4	-0.3	-0.2	0.9	0.0	0.5
Vinyl coated fabrics, including expanded vinyl coated.....	03	460102	0.6	0.0	-0.4	0.1	0.0	0.9
Coated or laminated fabrics and coated yarns, incl. impregnated fabrics.....	03	460103	4.5	-0.4	-0.1	1.2	0.0	0.3
Screen printed textile materials, embroideries, and lace goods.....	03	47	2.2	0.1	0.3	0.0	0.2	0.0
Screen printed textile and apparel materials and embroideries.....	03	4701	2.2	0.1	0.3	0.0	0.2	0.0
Embroideries (excluding Schiffli machine products) and embroidery contractors.....	03	470103	4.4	0.0	0.6	0.0	1.6	0.0
Screen printing on garments, apparel accessories, and other fabric articles, excluding labels.....	03	470108	1.7	0.1	0.2	0.0	-0.1	0.0
Knit fabrics, finished in knitting mills.....	03	48	4.4	0.1	0.0	0.0	0.0	-0.1
Weft (circular) knit fabrics, knit and finished in the same establishment (excluding hosiery).....	03	4801	4.2	0.7	-0.6	0.0	0.0	0.0
Weft (circular) knit fabrics, knit and finished in the same establishment (excluding hosiery).....	03	480101	4.2	0.7	-0.6	0.0	0.0	0.0
Warp knit goods, knit and finished in the same establishment.....	03	4802	5.0	-0.5	0.6	0.0	0.0	-0.2
Warp knit goods, knit and finished in the same establishment.....	03	480201	5.0	-0.5	0.6	0.0	0.0	-0.2
Warp knit fabrics, knit and finished in same establishment.....	03	4802011	5.2	-0.6	0.6	0.0	0.0	-0.2
Apparel & other fabricated textile prods.....	03	8	2.1	0.0	0.2	0.2	0.3	-0.5

See footnotes at end of table.

Table 7. Producer price index percentage changes for commodity and service groupings and individual items, not seasonally adjusted — Continued
 [August 2023]

Title	Commodity code		Unadjusted 12-month percent change ¹	Unadjusted 1-month percent change ¹				
	Group code	Item code		Aug. 2022 to Aug. 2023 ^P	Mar. to Apr.	Apr. to May ^P	May to June ^P	June to July ^P
Apparel.....	03	81	1.3	0.0	0.6	0.2	0.0	0.0
Miscellaneous apparel and accessories.....	03	8104	2.8	0.0	0.1	0.5	0.0	0.1
Men's and boys' fabric, straw, and felt hats, made from purchased materials.....	03	810414	0.0	0.0	0.0	0.0	0.0	0.0
Hat bodies and fabric caps, made from purchased materials.....	03	810416	6.0	0.0	1.5	0.0	0.0	0.0
Gloves and mittens, made from purchased materials.....	03	810424	4.6	0.0	0.0	1.9	0.0	0.0
Leather and sheep-lined apparel, made from purchased materials.....	03	810428	3.0	0.4	0.0	0.0	-0.5	0.0
Apparel and accessories, n.e.c.....	03	810441	2.8	0.0	0.0	0.6	0.0	0.0
All other cut and sew apparel, made from purchased materials.....	03	81044118	—	0.0	0.0	0.0	0.0	0.0
Fabricated apparel accessories.....	03	8104412	2.2	0.0	0.0	1.9	0.0	0.0
All other apparel accessories, made from purchased materials.....	03	81044125	2.6	0.0	0.0	2.4	0.0	0.0
Women's, girls', and infants' cut and sew apparel.....	03	8106	-1.3	0.0	0.1	0.1	0.1	0.0
Women's and girls' blouses and shirts, made from purchased fabrics.....	03	810603	—	0.0	0.0	0.0	0.1	0.0
Women's and girls' dresses, made from purchased fabrics.....	03	810611	-4.0	0.0	0.0	0.0	0.2	0.0
Women's and girls' lingerie and nightwear, made from purchased fabrics.....	03	810647	—	0.0	0.8	0.0	0.0	0.0
Women's and girls' other outerwear, made from purchased fabrics.....	03	810661	—	0.0	0.4	0.1	0.0	0.0
Men's and boys' cut and sew apparel.....	03	8107	4.0	0.0	2.3	0.0	-0.5	0.1
Men's and boys' pants, except work pants, made from purchased fabrics.....	03	810703	—	0.0	0.0	—	—	—
Men's and boys' work clothing, made from purchased fabrics.....	03	810713	—	0.0	1.9	0.0	-0.1	0.0
Men's and boys' shirts, except work shirts, made from purchased fabrics.....	03	810723	—	0.0	0.0	0.0	0.0	0.6
Men's and boys' suits, coats, and overcoats, made from purchased fabrics.....	03	810735	4.3	0.0	4.9	0.0	0.0	0.0
Men's and boys' other outerwear, made from purchased fabrics.....	03	810744	—	-0.1	0.0	0.0	0.2	0.0
Men's and boys' nightwear, robes, and underwear, made from purchased fabrics.....	03	810761	0.0	0.0	0.0	0.0	0.0	0.0
Apparel made in knitting mills.....	03	8108	1.7	0.0	0.0	0.0	0.7	0.0
Knit outerwear, underwear, and nightwear, made in knitting mills.....	03	810808	—	0.0	0.0	0.0	0.0	—
Hosiery and socks.....	03	810831	0.8	0.0	0.0	0.0	0.9	0.0
Textile house furnishings.....	03	82	2.3	-0.1	0.0	0.1	0.2	-0.5
Textile house furnishings.....	03	8203	2.3	-0.1	0.0	0.1	0.2	-0.5
Curtains and draperies, made from purchased materials.....	03	820304	6.9	0.0	0.0	0.0	0.8	0.0
Other textiles, including towels and bed textiles.....	03	820312	1.0	-0.1	0.0	0.2	0.0	-0.6
Fabricated textile products, made in weaving mills.....	03	8203121	-9.1	-2.9	-0.4	0.6	0.0	-3.5
Other household textile products.....	03	8203122	1.8	0.2	0.0	0.1	0.0	-0.3
Bedspreads, made from purchased materials.....	03	82031221	0.0	0.0	0.0	0.0	0.0	0.0
Sheets and pillowcases, made from purchased materials.....	03	82031223	0.0	0.0	0.0	0.0	0.0	0.0
Other household furnishings, made from purchased materials.....	03	82031226	2.2	0.2	0.0	0.1	0.0	-0.4
Industrial and other fabricated products.....	03	83	2.8	0.0	0.0	0.1	0.5	-0.9
Industrial and other fabricated products.....	03	8303	2.8	0.0	0.0	0.1	0.5	-0.9
Rope, cordage, and twine.....	03	830321	5.7	0.1	0.2	0.2	0.2	0.9
All other textile bags.....	03	830334	5.0	0.0	0.0	0.0	0.0	0.0
Canvas and related products.....	03	830345	2.1	0.1	0.0	0.0	0.9	0.0
All other fabricated textile products, excluding trimming and findings.....	03	830351	2.3	-0.1	0.1	0.3	0.0	-2.4
All other miscellaneous fabricated textile products.....	03	8303516	7.5	-0.2	0.1	0.5	0.1	0.0
Trimming and findings, excluding automobile and apparel.....	03	830361	7.7	0.0	0.0	0.0	0.0	0.0
Miscellaneous textile products/services.....	03	9	-4.5	0.1	-0.2	0.2	-0.6	-0.3
Miscellaneous textile products/services.....	03	94	-4.5	0.1	-0.2	0.2	-0.6	-0.3
Miscellaneous textile products/services.....	03	9401	-4.5	0.1	-0.2	0.2	-0.6	-0.3
Textile and fabric finishing, except broadwoven.....	03	940103	-6.3	0.3	0.8	-0.2	-1.8	-0.9
Hides, skins, leather, and related products.....	04	—	2.2	0.1	0.1	-0.7	0.8	0.8
Hides and skins, incl. cattle.....	04	1	-4.9	-0.4	0.8	-3.9	-1.8	3.8
Hides and skins, incl. cattle.....	04	19	-4.9	-0.4	0.8	-3.9	-1.8	3.8
Hides, skins, and pelts, made in slaughtering plants.....	04	1901	-4.9	-0.4	0.8	-3.9	-1.8	3.8
Hides, skins, and pelts, made in slaughtering plants.....	04	190108	-4.9	-0.4	0.8	-3.9	-1.8	3.8
Leather.....	04	2	-1.5	0.0	-0.3	-0.3	0.0	0.6
Finished and unfinished leather.....	04	27	-1.5	0.0	-0.3	-0.3	0.0	0.6
Finished and unfinished leather.....	04	2701	-1.5	0.0	-0.3	-0.3	0.0	0.6
Finished and unfinished leather.....	04	270102	-1.5	0.0	-0.3	-0.3	0.0	0.6
Footwear.....	04	3	5.8	0.6	0.0	0.0	0.1	0.0
Men's nonathletic footwear.....	04	31	8.4	0.7	0.0	0.0	0.1	0.0

See footnotes at end of table.

Table 7. Producer price index percentage changes for commodity and service groupings and individual items, not seasonally adjusted — Continued
[August 2023]

Title	Commodity code		Unadjusted 12-month percent change ¹	Unadjusted 1-month percent change ¹				
	Group code	Item code		Aug. 2022 to Aug. 2023 ^P	Mar. to Apr.	Apr. to May ^P	May to June ^P	June to July ^P
Men's footwear (size 6 and larger), excluding athletic.	04	3105	8.4	0.7	0.0	0.0	0.1	0.0
Men's footwear (size 6 and larger), excluding athletic.	04	310501	8.4	0.7	0.0	0.0	0.1	0.0
Women's nonathletic footwear.	04	32	1.3	0.5	0.0	0.0	0.3	0.0
Women's footwear (size 4 and larger), excluding athletic.	04	3205	1.3	0.5	0.0	0.0	0.3	0.0
Women's footwear (size 4 and larger), excluding athletic.	04	320501	1.3	0.5	0.0	0.0	0.3	0.0
Other footwear including slippers.	04	39	0.0	0.0	0.0	0.0	0.0	0.0
Other footwear, excluding rubber and plastic soled footwear.	04	3901	0.0	0.0	0.0	0.0	0.0	0.0
Other footwear, excluding rubber and plastic soled footwear.	04	390104	0.0	0.0	0.0	0.0	0.0	0.0
Other leather and related products.	04	4	5.2	0.0	0.1	0.1	3.4	0.0
Luggage and small leather goods.	04	41	6.9	0.0	0.2	0.3	5.9	0.0
Luggage and small leather goods.	04	4101	6.9	0.0	0.2	0.3	5.9	0.0
Luggage (including suitcases, travel bags, backpacks, and other types).	04	410112	13.2	0.0	0.3	0.4	11.8	0.0
Women's and children's handbags and purses.	04	410128	0.6	0.0	0.0	0.1	0.0	0.0
Personal leather goods (excluding women's handbags and purses).	04	410132	1.2	0.4	0.2	0.0	0.0	0.0
Leather and leather-like goods, n.e.c.	04	45	3.2	0.0	0.0	-0.1	0.5	0.0
Leather and leather-like goods, n.e.c.	04	4501	3.2	0.0	0.0	-0.1	0.5	0.0
All other leather goods.	04	450101	3.6	0.0	0.0	-0.1	0.5	0.0
Boot and shoe cut stock and findings.	04	4501011	3.4	0.0	0.0	2.0	0.0	0.0
All other miscellaneous leather goods.	04	4501014	3.5	0.0	0.0	-0.4	0.6	0.0
Leather belts, made from purchased materials.	04	450111	0.0	0.0	0.0	0.0	0.0	0.0
Fuels and related products and power.	05	-	-13.3	-1.0	-4.6	1.2	1.9	8.3
Coal.	05	1	-4.3	1.7	-2.9	0.8	3.5	0.8
Coal.	05	13	-4.3	1.7	-2.9	0.8	3.5	0.8
Coal.	05	1301	-4.3	1.7	-2.9	0.8	3.5	0.8
Unprepared bituminous coal and lignite (utility sold).	05	130101	-0.8	-4.0	2.0	1.0	-1.1	0.2
Unprepared bituminous coal and lignite from surface mine (utility sold).	05	1301011	-9.3	-0.9	0.0	-3.2	-0.2	-0.4
Unprepared bituminous coal and lignite from underground mine (utility sold).	05	1301012	-	-7.9	4.7	6.3	-2.2	0.9
Prepared bituminous coal and lignite (utility sold).	05	130102	-3.3	3.0	-4.4	1.6	4.9	1.3
Prepared bituminous coal & lignite, from surface mine (utility sold). ..	05	1301021	12.1	7.0	-9.1	10.6	0.9	1.6
Prepared bituminous coal & lignite, from underground mine (utility sold).	05	1301022	-9.6	1.0	-1.9	-2.8	7.0	1.2
Coal exports.	05	130103	-	-0.4	0.0	0.4	0.6	-1.1
Coal non-utility sold (including anthracite).	05	130104	5.5	3.3	-1.1	-6.0	3.1	0.5
Gas fuels.	05	3	-69.6	-15.2	-8.8	-1.1	22.1	-1.5
Natural gas.	05	31	-77.7	-22.8	-2.0	2.2	19.6	-6.3
Natural gas.	05	3101	-77.7	-22.8	-2.0	2.2	19.6	-6.3
Natural gas.	05	310105	-77.7	-22.8	-2.0	2.2	19.6	-6.3
Natural gas from the wellhead.	05	3101051	-79.0	-22.9	-1.6	1.4	19.3	-8.8
Natural gas from processing facilities.	05	3101052	-68.1	-22.0	-4.4	6.7	21.1	7.8
Liquefied petroleum gas.	05	32	-41.1	-3.1	-17.4	-6.1	26.2	6.0
Liquefied petroleum gas.	05	3201	-41.1	-3.1	-17.4	-6.1	26.2	6.0
Isopentane and natural gasoline.	05	320102	-14.1	3.2	-9.4	-9.6	0.3	14.8
Propane.	05	320104	-47.4	-2.8	-22.8	-16.0	3.1	15.4
Butane.	05	320105	-27.1	-4.9	-24.0	-18.6	24.3	26.6
Plant condensate, ethane, gas mixtures, and other natural gas liquids...	05	320108	-46.5	-4.5	-16.7	0.3	39.7	-0.4
Electric power.	05	4	4.5	-1.5	1.3	6.7	0.5	-0.1
Residential electric power.	05	41	4.8	-0.8	0.8	4.5	0.2	-0.3
Residential electric power.	05	4121	4.8	-0.8	0.8	4.5	0.2	-0.3
Residential electric power.	05	412101	4.8	-0.8	0.8	4.5	0.2	-0.3
Residential electric power, New England.	05	4121011	7.6	-3.0	0.0	0.0	-11.0	0.0
Residential electric power, Middle Atlantic.	05	4121012	0.0	-1.2	0.0	2.1	0.8	-1.0
Residential electric power, East North Central.	05	4121013	10.0	-0.1	-0.2	6.2	0.0	-0.1
Residential electric power, West North Central.	05	4121014	-1.3	0.5	0.1	12.4	-0.8	1.6
Residential electric power, South Atlantic.	05	4121015	8.7	-0.1	0.4	6.6	-0.4	0.1
Residential electric power, East South Central.	05	4121016	-3.2	-2.6	1.7	3.5	1.1	-0.4
Residential electric power, West South Central.	05	4121017	-4.8	-2.3	3.3	2.6	4.1	-1.8
Residential electric power, Mountain.	05	4121018	4.3	0.6	3.5	0.5	0.8	0.0
Residential electric power, Pacific.	05	4121019	13.4	0.1	0.0	4.6	1.5	0.0
Commercial electric power.	05	42	4.1	-1.8	1.3	9.0	0.7	0.0

See footnotes at end of table.

Table 7. Producer price index percentage changes for commodity and service groupings and individual items, not seasonally adjusted — Continued
 [August 2023]

Title	Commodity code		Unadjusted 12-month percent change ¹	Unadjusted 1-month percent change ¹				
	Group code	Item code		Aug. 2022 to Aug. 2023 ^P	Mar. to Apr.	Apr. to May ^P	May to June ^P	June to July ^P
Commercial electric power.....	05	4221	4.1	-1.8	1.3	9.0	0.7	0.0
Commercial electric power.....	05	422101	4.1	-1.8	1.3	9.0	0.7	0.0
Commercial electric power, New England.....	05	4221011	-2.5	-1.7	-0.2	0.0	-13.7	0.0
Commercial electric power, Middle Atlantic.....	05	4221012	-11.7	-5.3	-5.3	11.4	3.5	-1.3
Commercial electric power, East North Central.....	05	4221013	11.0	-0.4	-0.1	11.3	-0.1	0.0
Commercial electric power, West North Central.....	05	4221014	-0.2	1.0	-2.1	8.7	1.8	3.5
Commercial electric power, South Atlantic.....	05	4221015	6.8	-1.4	0.1	3.3	-1.5	0.1
Commercial electric power, East South Central.....	05	4221016	-6.7	-4.2	-0.8	4.4	2.5	-0.4
Commercial electric power, West South Central.....	05	4221017	3.5	-3.2	1.8	12.8	4.3	-0.4
Commercial electric power, Mountain.....	05	4221018	8.9	1.3	2.5	2.4	2.2	0.0
Commercial electric power, Pacific.....	05	4221019	16.6	-0.6	9.9	15.6	2.1	0.0
Industrial electric power.....	05	43	5.0	-3.0	2.7	7.4	1.1	0.4
Industrial electric power.....	05	4321	5.0	-3.0	2.7	7.4	1.1	0.4
Industrial electric power.....	05	432101	5.0	-3.0	2.7	7.4	1.1	0.4
Industrial electric power, New England.....	05	4321011	2.5	-23.2	-0.5	0.9	7.1	-3.0
Industrial electric power, Middle Atlantic.....	05	4321012	-19.7	-7.6	0.0	-0.8	-0.7	0.0
Industrial electric power, East North Central.....	05	4321013	38.3	0.5	-0.2	22.2	0.0	0.9
Industrial electric power, West North Central.....	05	4321014	-5.0	-2.7	4.4	9.5	2.2	1.1
Industrial electric power, South Atlantic.....	05	4321015	4.0	-1.2	0.4	2.7	-1.9	0.1
Industrial electric power, East South Central.....	05	4321016	-4.1	-3.6	-3.3	5.3	2.6	0.6
Industrial electric power, West South Central.....	05	4321017	-0.9	-2.8	1.1	4.3	-0.2	-0.8
Industrial electric power, Mountain.....	05	4321018	-16.7	-1.2	8.9	-9.0	6.9	3.0
Industrial electric power, Pacific.....	05	4321019	8.5	-0.9	10.6	12.3	1.0	0.0
Transportation electric power.....	05	46	6.4	-0.1	0.0	8.2	-2.3	0.0
Transportation electric power.....	05	4621	6.4	-0.1	0.0	8.2	-2.3	0.0
Transportation electric power.....	05	462111	6.4	-0.1	0.0	8.2	-2.3	0.0
Utility natural gas.....	05	5	-17.5	-6.2	-4.2	-0.7	1.3	1.4
Residential natural gas.....	05	51	-11.4	-4.4	-2.6	-0.2	0.4	0.8
Residential natural gas.....	05	5121	-11.4	-4.4	-2.6	-0.2	0.4	0.8
Residential natural gas.....	05	512101	-11.4	-4.4	-2.6	-0.2	0.4	0.8
Residential natural gas, New England.....	05	5121011	-10.6	-0.8	-18.0	1.8	-9.2	-0.4
Residential natural gas, Middle Atlantic.....	05	5121012	-0.3	-0.7	-0.5	-1.1	-0.4	1.4
Residential natural gas, East North Central.....	05	5121013	-25.2	-10.4	-2.7	0.7	1.6	-0.3
Residential natural gas, West North Central.....	05	5121014	-18.0	-2.9	-1.8	-4.1	0.4	-2.0
Residential natural gas, South Atlantic.....	05	5121015	-9.8	-0.9	2.4	0.2	2.7	-1.6
Residential natural gas, East South Central.....	05	5121016	-16.7	-4.4	0.5	-1.0	-0.4	-0.6
Residential natural gas, West South Central.....	05	5121017	-20.4	-5.6	-6.1	0.8	2.9	1.1
Residential natural gas, Mountain.....	05	5121018	7.4	0.8	-3.8	-0.2	-2.2	0.9
Residential natural gas, Pacific.....	05	5121019	-6.0	-8.7	-1.0	0.8	2.6	5.1
Commercial natural gas.....	05	52	-21.9	-7.9	-6.0	-1.1	1.9	1.8
Commercial natural gas.....	05	5221	-21.9	-7.9	-6.0	-1.1	1.9	1.8
Commercial natural gas.....	05	522101	-21.9	-7.9	-6.0	-1.1	1.9	1.8
Commercial natural gas, New England.....	05	5221011	-23.2	-2.1	-25.7	-7.4	-1.6	-1.5
Commercial natural gas, Middle Atlantic.....	05	5221012	-14.9	-3.9	-2.5	-3.1	0.1	4.1
Commercial natural gas, East North Central.....	05	5221013	-32.4	-14.1	-5.1	0.0	3.0	-0.8
Commercial natural gas, West North Central.....	05	5221014	-26.1	-4.9	-5.8	-3.0	5.5	-1.4
Commercial natural gas, South Atlantic.....	05	5221015	-22.4	-0.6	0.5	-0.6	2.0	0.2
Commercial natural gas, East South Central.....	05	5221016	-26.8	-2.1	-7.0	-1.6	-0.2	0.9
Commercial natural gas, West South Central.....	05	5221017	-29.5	-12.4	-5.0	2.1	2.6	2.8
Commercial natural gas, Mountain.....	05	5221018	11.4	1.9	-5.6	0.0	-1.1	1.7
Commercial natural gas, Pacific.....	05	5221019	-19.3	-21.4	-5.3	2.2	5.5	6.8
Industrial natural gas.....	05	53	-25.5	-8.9	-4.7	-1.3	3.5	2.1
Industrial natural gas.....	05	5321	-25.5	-8.9	-4.7	-1.3	3.5	2.1
Industrial natural gas.....	05	532101	-25.5	-8.9	-4.7	-1.3	3.5	2.1
Industrial natural gas, New England.....	05	5321011	-26.4	-0.8	-29.1	-7.6	-5.2	-1.7
Industrial natural gas, Middle Atlantic.....	05	5321012	-7.1	-6.8	-1.4	-2.1	10.5	0.8
Industrial natural gas, East North Central.....	05	5321013	-45.7	-27.2	-10.3	1.2	8.3	0.3
Industrial natural gas, West North Central.....	05	5321014	-2.8	-8.0	0.3	-1.7	7.2	1.0
Industrial natural gas, South Atlantic.....	05	5321015	-13.5	-3.9	0.0	-0.1	1.3	-0.1
Industrial natural gas, East South Central.....	05	5321016	-35.5	-8.8	-1.5	-2.5	0.0	0.8
Industrial natural gas, West South Central.....	05	5321017	-43.2	-8.0	-5.3	-1.4	3.2	5.1
Industrial natural gas, Mountain.....	05	5321018	24.9	0.9	3.4	0.0	-1.1	4.8
Industrial natural gas, Pacific.....	05	5321019	19.0	1.6	-4.1	-2.0	0.3	1.6

See footnotes at end of table.

Table 7. Producer price index percentage changes for commodity and service groupings and individual items, not seasonally adjusted — Continued
 [August 2023]

Title	Commodity code		Unadjusted 12-month percent change ¹	Unadjusted 1-month percent change ¹				
	Group code	Item code		Aug. 2022 to Aug. 2023 ^P	Mar. to Apr.	Apr. to May ^P	May to June ^P	June to July ^P
Natural gas to electric power.....	05	54	-21.4	-7.3	-5.5	-1.0	2.0	1.8
Natural gas to electric power.....	05	5421	-21.4	-7.3	-5.5	-1.0	2.0	1.8
Natural gas to electric power.....	05	542101	-21.4	-7.3	-5.5	-1.0	2.0	1.8
Crude petroleum (domestic production).....	05	6	-12.5	11.2	-9.8	-4.2	8.7	8.9
Crude petroleum (domestic production).....	05	61	-12.5	11.2	-9.8	-4.2	8.7	8.9
Crude petroleum (domestic production).....	05	6101	-12.5	11.2	-9.8	-4.2	8.7	8.9
Crude petroleum (domestic production).....	05	610102	-12.5	11.2	-9.8	-4.2	8.7	8.9
Petroleum products, refined.....	05	7	-6.5	0.4	-6.7	-1.5	-0.4	18.4
Gasoline.....	05	71	1.7	7.4	-7.3	1.2	1.9	12.2
Unleaded premium gasoline.....	05	7103	0.3	7.5	-4.8	1.3	1.4	9.5
Unleaded premium gasoline.....	05	710304	0.3	7.5	-4.8	1.3	1.4	9.5
Unleaded regular gasoline.....	05	7104	2.0	7.6	-7.9	0.9	2.2	12.9
Unleaded regular gasoline.....	05	710404	2.0	7.6	-7.9	0.9	2.2	12.9
Unleaded mid-premium gasoline.....	05	7105	9.2	10.4	-8.5	3.7	0.4	16.6
Unleaded mid-premium gasoline.....	05	710504	9.2	10.4	-8.5	3.7	0.4	16.6
Kerosene and jet fuels.....	05	72	-12.9	-12.2	-11.6	1.7	4.5	23.6
Kerosene.....	05	7202	-14.1	-3.5	-10.9	-1.1	3.3	23.5
Kerosene.....	05	720201	-14.1	-3.5	-10.9	-1.1	3.3	23.5
Jet fuel.....	05	7203	-12.8	-12.7	-11.6	1.8	4.6	23.6
Jet fuel.....	05	720301	-12.8	-12.7	-11.6	1.8	4.6	23.6
Light fuel oils.....	05	73	-14.4	-4.9	-6.4	-6.0	-6.1	33.3
Home heating oil and distillates.....	05	7302	-15.5	-7.9	-10.4	1.8	9.1	15.0
Home heating oil and distillates.....	05	730201	-15.5	-7.9	-10.4	1.8	9.1	15.0
No. 2 diesel fuel.....	05	7303	-14.4	-4.7	-6.2	-6.4	-7.0	34.6
No. 2 diesel fuel.....	05	730302	-14.4	-4.7	-6.2	-6.4	-7.0	34.6
Residual fuels (heavy fuel oils, incl. #5, #6, & other residual fuels).....	05	74	-20.1	-1.0	11.2	-9.8	4.5	5.4
Residual fuels (heavy fuel oils, incl. #5, #6, & other residual fuels).....	05	7407	-20.1	-1.0	11.2	-9.8	4.5	5.4
Residual fuels (heavy fuel oils, incl. #5, #6, & other residual fuels).....	05	740703	-20.1	-1.0	11.2	-9.8	4.5	5.4
Finished lubricants.....	05	76	4.5	-0.9	0.1	1.3	-0.3	-0.1
Lubricating and similar oils.....	05	7604	1.4	-1.1	0.1	-0.4	-0.4	-0.1
Lubricating and similar oils not from petroleum refineries.....	05	760401	1.4	-1.1	0.1	-0.4	-0.4	-0.1
Lubricating oil base stocks.....	05	78	-36.9	-2.0	-12.7	1.6	-1.7	-0.5
Lubricating oil base stocks.....	05	7801	-36.9	-2.0	-12.7	1.6	-1.7	-0.5
Lubricating oil base stocks.....	05	780121	-36.9	-2.0	-12.7	1.6	-1.7	-0.5
Asphalt and other petroleum and coal products, n.e.c.....	05	8	-31.8	-22.6	-12.4	6.5	-0.8	0.9
Asphalt and other petroleum and coal products, n.e.c.....	05	81	-31.8	-22.6	-12.4	6.5	-0.8	0.9
Asphalt.....	05	8102	-34.6	12.9	4.1	3.4	-0.2	-1.7
Asphalt.....	05	810212	-34.6	12.9	4.1	3.4	-0.2	-1.7
Other petroleum and coal products, including coke oven products, n.e.c.....	05	8103	-14.5	-28.1	-16.5	7.5	-1.0	1.6
Other petroleum and coal products, including coke oven products, n.e.c.....	05	810319	-14.5	-28.1	-16.5	7.5	-1.0	1.6
Other petroleum and coal products, made in coke oven establishments.....	05	8103191	-4.7	-0.1	-1.3	-0.4	-0.8	0.2
Chemicals and allied products.....	06	-	-7.0	0.1	-0.9	-0.8	-1.4	-0.6
Industrial chemicals.....	06	1	-15.1	0.3	-1.8	-1.1	-3.0	-1.9
Basic inorganic chemicals.....	06	13	-6.5	-1.6	-1.6	-1.2	-3.5	-1.4
Inorganic chemicals, other than alkalis and chlorine.....	06	1302	-3.8	-0.7	-1.0	-0.5	-0.7	-1.5
Aluminum compounds.....	06	130209	3.2	-0.2	-1.1	0.0	0.2	-3.0
Inorganic acids, inc. hydrochloric, sulfuric acid, and other.....	06	13020T	-26.0	1.4	-7.7	-0.9	-0.9	0.1
Sulfuric acid.....	06	13020T1	-38.9	4.3	-11.8	-0.3	-0.7	-1.2
Lime.....	06	130213	20.6	0.1	1.1	0.0	0.1	0.4
Potassium and sodium compounds, excluding bleaches, alkalis, and alum.....	06	130217	7.0	0.0	-3.0	0.0	-3.3	-1.6
Rock salt.....	06	130271	-	0.0	0.2	0.0	0.0	-
Other inorganic chemicals, nec.....	06	130283	-0.5	-0.7	0.4	-0.5	-0.9	-0.2
All other inorganic chemicals.....	06	1302833	1.1	-0.2	0.5	-0.7	-0.9	-0.2
Alkalies and chlorine, including natural sodium carbonate and sulfate.....	06	1303	-14.2	-3.5	-2.9	-2.7	-10.3	-1.3
Chlorine, sodium hydroxide, and other alkalis.....	06	130302	-17.3	-4.3	-3.2	-3.1	-10.9	-1.5
Sodium hydroxide (caustic soda).....	06	1303024	-27.0	-5.9	-4.7	-5.0	-12.8	-2.6
Other alkalis.....	06	1303028	-1.3	-1.1	-0.6	0.4	-7.2	0.3
Basic organic chemicals.....	06	14	-16.6	0.7	-1.8	-1.1	-2.9	-2.0

See footnotes at end of table.

Table 7. Producer price index percentage changes for commodity and service groupings and individual items, not seasonally adjusted — Continued
 [August 2023]

Title	Commodity code		Unadjusted 12-month percent change ¹	Unadjusted 1-month percent change ¹				
	Group code	Item code		Aug. 2022 to Aug. 2023 ^P	Mar. to Apr.	Apr. to May ^P	May to June ^P	June to July ^P
Primary basic organic chemicals.....	06	1401	-36.2	1.3	-5.9	-4.9	-7.8	-3.4
Aromatics.....	06	140197	-22.6	-2.3	2.9	-7.8	3.4	-7.6
Liquid refinery gases.....	06	140198	-40.6	2.6	-9.1	-3.7	-12.2	-1.5
Cyclic intermediate chemicals and dyes.....	06	1402	-4.0	-0.5	0.5	-0.3	-2.2	-0.2
Cyclic intermediate chemicals.....	06	140281	-4.2	-0.6	0.1	-0.3	-2.4	0.0
Synthetic organic dyes.....	06	140282	-2.8	0.1	3.8	-0.9	-1.0	-2.4
Other basic organics.....	06	1403	-5.7	0.5	0.1	0.7	-0.8	-1.6
Ethanol (ethyl alcohol).....	06	140341	-8.3	6.0	3.6	3.3	-1.0	-8.3
Other basic organics, n.e.c.....	06	140399	-4.8	-1.4	-1.2	-0.3	-0.7	1.0
Fatty acids.....	06	1403991	-20.9	-6.5	-3.4	0.4	2.2	4.4
Bulk pesticides and other bulk synthetic organic agricultural chemicals, excluding preparation.....	06	1403992	-2.8	0.0	0.0	-1.0	0.0	0.1
Industrial organic flavor oil mixtures and blends.....	06	1403993	-10.1	0.0	0.0	0.0	0.0	-1.0
Natural organic chemicals.....	06	1403995	-0.7	-2.0	0.1	0.5	-0.2	-0.4
Synthetic organic chemicals for use as flavor and perfume materials.....	06	1403997	-	0.0	37.8	0.0	0.0	-
Synthetic organic rubber-processing chemicals.....	06	1403998	-	-1.5	-0.3	0.2	-0.2	-
Synthetic organic plasticizers.....	06	1403999	-15.9	1.3	0.9	-5.1	-2.8	5.3
Other synthetic organic chemicals.....	06	140399A	-10.3	-4.3	-4.8	-0.4	-1.5	-2.0
Miscellaneous end use chemicals and chemical products, excluding urea.....	06	140399B	7.4	0.7	0.0	-0.8	0.9	3.3
Miscellaneous cyclic and acyclic chemicals and chemical products, excluding fatty acid esters.....	06	140399C	-16.7	0.3	-3.0	0.7	-4.6	-0.4
Paints and allied products.....	06	2	0.8	0.1	0.4	0.2	-0.9	0.0
Prepared paint.....	06	21	0.6	0.2	0.1	0.0	-0.2	0.0
Architectural coatings.....	06	2101	2.6	0.0	0.0	0.0	0.0	0.0
Architectural coatings.....	06	210104	2.6	0.0	0.0	0.0	0.0	0.0
Exterior architectural coatings.....	06	2101041	4.6	0.0	0.0	0.0	0.0	0.0
Interior architectural coatings.....	06	2101042	1.4	0.0	0.0	0.0	0.0	0.0
OEM finishes excluding marine coatings.....	06	2102	1.4	1.3	-0.1	0.0	-0.7	-0.3
OEM finishes excluding marine coatings.....	06	210201	1.4	1.3	-0.1	0.0	-0.7	-0.3
Transportation finishes, except powdered and high-solids coatings.....	06	2102011	0.1	2.0	0.8	0.2	-1.4	-1.2
All other product finishes for original equipment manufacturers (OEM), excluding marine coating.....	06	2102012	1.5	1.2	-0.3	0.0	-0.5	0.0
Special purpose coatings, incl. marine, industrial & construction coatings.....	06	2103	-3.8	-0.3	0.4	0.0	-0.3	0.2
Special purpose coatings, incl. marine, industrial & construction coatings.....	06	210301	-3.8	-0.3	0.4	0.0	-0.3	0.2
Paint materials.....	06	22	1.1	-0.3	2.1	1.0	-3.9	0.0
Paint colors.....	06	2202	-0.9	-0.3	2.4	1.2	-4.4	0.0
All other inorganic pigments, including TiO ₂ , chrome colors, and other white opaque pigments.....	06	22020N	-1.1	0.6	2.9	0.4	-4.5	0.1
Synthetic organic pigments, lakes, and toners.....	06	220298	-0.1	-5.8	-1.4	6.7	-3.6	0.0
Kaolin and ball clay.....	06	2204	17.9	0.0	0.0	0.0	0.0	0.0
Kaolin and ball clay.....	06	220407	17.9	0.0	0.0	0.0	0.0	0.0
Allied and miscellaneous paint products.....	06	23	0.5	0.1	0.0	-0.7	0.0	0.0
Allied and miscellaneous paint products.....	06	2301	0.5	0.1	0.0	-0.7	0.0	0.0
Allied and miscellaneous paint products.....	06	230104	0.5	0.1	0.0	-0.7	0.0	0.0
Drugs and pharmaceuticals.....	06	3	3.4	0.2	-0.1	0.0	0.5	0.1
Medicinal and botanical chemicals, drugs, and other products.....	06	31	0.6	0.1	0.0	-0.1	0.0	-0.4
Medicinal and botanical chemicals, drugs, and other products.....	06	3102	0.6	0.1	0.0	-0.1	0.0	-0.4
Synthetic organic medicinal chemicals, medicinal & botanical drugs, & other products.....	06	310203	0.6	0.1	0.0	-0.1	0.0	-0.4
Veterinary pharmaceutical preparations.....	06	34	-	0.0	0.0	0.0	0.0	0.0
Pharmaceuticals for veterinary use.....	06	3403	-	0.0	0.0	0.0	0.0	0.0
Pharmaceuticals for veterinary use.....	06	340303	-	0.0	0.0	0.0	0.0	0.0
Biological products, including diagnostics.....	06	37	5.2	0.6	-0.3	-0.1	1.0	-0.1
Biological products, excluding diagnostic, for veterinary, industrial, and all other misc. uses.....	06	3717	15.1	2.3	-0.7	-0.6	1.0	0.0
Biological products, excluding diagnostic, for veterinary, industrial, and all other misc. uses.....	06	371705	-	2.3	-0.7	-0.6	1.0	0.0
Diagnostics.....	06	3718	3.3	0.2	-0.5	0.2	0.7	-0.4
In-vitro diagnostic substances.....	06	371801	0.9	0.1	-0.5	0.0	0.0	-0.8
Biological products, excluding diagnostic, for human use.....	06	3719	2.7	0.2	0.0	0.0	1.4	0.0
Biological products, excluding diagnostic, for human use.....	06	371904	-	0.2	0.0	0.0	1.4	0.0

See footnotes at end of table.

Table 7. Producer price index percentage changes for commodity and service groupings and individual items, not seasonally adjusted — Continued
[August 2023]

Title	Commodity code		Unadjusted 12-month percent change ¹	Unadjusted 1-month percent change ¹				
	Group code	Item code		Aug. 2022 to Aug. 2023 ^P	Mar. to Apr.	Apr. to May ^P	May to June ^P	June to July ^P
Pharmaceutical preparations.....	06	38	2.8	0.1	-0.1	0.0	0.3	0.2
Pharmaceuticals affecting neoplasms, the endocrine system, & metabolic diseases.....	06	3801	1.3	0.0	0.0	0.0	0.3	0.0
Cancer therapy products.....	06	380102	2.5	0.0	-0.7	0.0	1.3	0.0
Insulin/antidiabetes products.....	06	380103	2.8	0.0	0.0	0.0	0.3	0.0
Other neoplasms, endocrine system, and metabolic diseases.....	06	380104	1.1	0.0	0.0	0.0	0.2	0.0
Hormones and oral contraceptives.....	06	380105	0.7	0.0	0.0	0.0	0.0	0.0
Pharmaceuticals acting on the central nervous system and the sense organs.....	06	3802	4.7	0.2	-0.3	0.0	0.1	0.0
Analgesics.....	06	380202	4.6	0.0	0.0	0.0	0.4	0.0
Analgesics, over-the-counter.....	06	380202OC	5.5	0.3	0.0	0.0	4.4	0.0
Analgesics, prescription.....	06	380202RX	4.6	0.0	0.0	0.0	0.0	0.0
Psychotherapeutics.....	06	380203	9.2	0.0	0.0	0.0	0.0	0.0
Antidepressants.....	06	3802031	10.0	0.0	0.0	0.0	0.0	0.0
Other psychotherapeutics, including tranquilizers.....	06	3802032	4.3	0.0	0.0	0.0	0.0	0.1
Anticonvulsants.....	06	380204	-9.6	0.0	-13.9	0.0	0.0	0.0
Other central nervous system and sense organs.....	06	380205	4.8	0.3	0.0	0.0	0.0	0.0
Pharmaceuticals acting on the cardiovascular system.....	06	3803	4.8	0.0	0.0	0.0	0.0	0.0
Other cardiovascular preparations.....	06	380305	3.9	0.0	0.0	0.0	0.1	0.0
Pharmaceuticals acting on the respiratory system.....	06	3804	-0.3	0.0	0.0	0.0	0.1	0.0
Antihistamines and bronchodilators, including antiasthmatics.....	06	380402	2.7	0.1	0.0	0.0	0.0	0.0
Other respiratory preparations.....	06	380403	-2.1	0.0	0.0	0.0	0.3	0.0
Other respiratory preparations, over-the-counter.....	06	380403OC	3.1	0.0	0.0	0.0	0.0	0.0
Other respiratory preparations, prescription.....	06	380403RX	-	0.0	0.0	0.0	0.7	-
Pharmaceuticals acting on the digestive or the genito-urinary systems.....	06	3805	-0.8	-0.4	0.0	-0.5	0.0	0.0
Other digestive or genito-urinary preparations.....	06	380503	-0.7	-0.4	0.0	-0.5	0.0	0.0
Other digestive or genito-urinary preparations, prescription.....	06	380503RX	-0.8	-0.5	0.0	-0.6	0.0	0.0
Pharmaceuticals acting on the skin.....	06	3806	0.8	-0.6	0.0	0.0	0.0	0.0
Other pharmaceutical preparations acting on the skin.....	06	380603	0.9	-0.6	0.0	0.0	0.0	0.0
Anti-acne preparations.....	06	380606	0.1	0.0	0.0	0.0	0.0	0.0
Vitamin, nutrient, and hematonic preparations.....	06	3807	4.8	0.4	0.2	-0.2	1.7	1.5
Multivitamins.....	06	380702	10.9	0.0	0.0	0.0	10.2	0.0
Other vitamins and nutrients.....	06	380703	1.7	0.5	0.0	-0.3	0.0	0.0
Pharmaceuticals affecting parasitic and infective diseases.....	06	3808	1.9	0.0	0.0	0.0	0.2	0.0
Broad and medium spectrum antibiotics.....	06	380802	0.6	0.0	0.0	0.0	0.0	0.0
Systemic antivirals.....	06	380803	3.2	0.0	0.0	0.0	0.0	0.0
Other parasitic and infective diseases.....	06	380804	3.3	0.0	0.0	0.0	0.5	0.0
Fats and oils, inedible.....	06	4	-10.9	-3.1	-4.1	0.5	7.0	2.7
Fats and oils, inedible.....	06	41	-10.9	-3.1	-4.1	0.5	7.0	2.7
Fats and oils, inedible.....	06	4101	-10.9	-3.1	-4.1	0.5	7.0	2.7
Soybean oil, processed for inedible purposes.....	06	410131	-8.9	-3.1	-4.2	0.4	8.8	2.2
Crude soybean oil, degummed, made from soybeans crushed in the same establishment.....	06	4101311	-6.3	-1.8	-1.3	-3.4	3.5	0.2
Soybean oil, all other types.....	06	4101312	-9.8	-3.8	-5.9	2.6	11.7	3.3
Lard, inedible tallow, and grease, except wool grease.....	06	410132	-19.3	-3.3	-3.5	0.8	-0.6	4.7
Agricultural chemicals and chemical products.....	06	5	-26.0	-3.7	-3.0	-3.7	-5.5	-0.6
Mixed fertilizers.....	06	51	-8.8	-1.9	-0.7	-0.9	-2.1	-1.5
Mixed fertilizers.....	06	5105	-8.8	-1.9	-0.7	-0.9	-2.1	-1.5
Mixed fertilizers.....	06	510501	-8.8	-1.9	-0.7	-0.9	-2.1	-1.5
Mixed fertilizers, made in plants which manufacture fertilizer materials.....	06	5105011	-7.6	-2.2	-2.5	-0.9	-2.9	2.6
Mixed fertilizers, dry, mixing only.....	06	5105012	-6.8	-2.4	0.1	-0.8	-0.9	-3.2
Mixed fertilizers, liquid, mixing only.....	06	5105013	-21.1	1.0	1.1	-1.6	-5.1	-5.7
Fertilizer materials.....	06	52	-39.5	-3.3	-4.7	-7.3	-12.5	-0.7
Nitrogenates.....	06	5201	-47.1	-6.8	-7.4	-13.1	-0.8	-8.6
Fertilizer materials of organic origin.....	06	520137	-0.4	-0.1	-0.4	-0.3	0.0	0.0
Synthetic ammonia, nitric acid, ammonium compounds, and urea.....	06	52013A	-50.0	-7.3	-8.0	-14.3	-0.9	-9.6
Phosphates.....	06	5202	-28.9	0.6	-2.1	-1.7	-22.3	7.7
Phosphoric acid, 52-54 percent APA, superphosphates and other phosphate fertilizer materials.....	06	52026A	-28.9	0.6	-2.1	-1.7	-22.3	7.7
Other agricultural chemicals.....	06	53	-17.2	-4.9	-2.3	-1.3	-0.1	-0.1
Other agricultural chemicals.....	06	5301	-17.2	-4.9	-2.3	-1.3	-0.1	-0.1
Lawn and garden pesticides and chemicals.....	06	530107	15.8	0.0	0.0	0.0	0.0	0.0
Household and institutional pesticides and chemicals.....	06	530108	6.1	0.0	0.0	0.0	0.0	0.3
Agricultural and commercial pesticides and chemicals.....	06	530109	-20.2	-5.4	-2.5	-1.4	-0.1	-0.1

See footnotes at end of table.

Table 7. Producer price index percentage changes for commodity and service groupings and individual items, not seasonally adjusted — Continued
 [August 2023]

Title	Commodity code		Unadjusted 12-month percent change ¹	Unadjusted 1-month percent change ¹				
	Group code	Item code		Aug. 2022 to Aug. 2023 ^P	Mar. to Apr.	Apr. to May ^P	May to June ^P	June to July ^P
Plastic resins and materials.....	06	6	-13.4	1.6	-1.1	-1.9	-3.4	-0.9
Thermoplastic resins and plastics materials.....	06	62	-14.4	1.8	-0.5	-2.0	-3.2	-1.4
Thermoplastic resins and plastics materials.....	06	6212	-14.4	1.8	-0.5	-2.0	-3.2	-1.4
Thermoplastic resins and plastics materials.....	06	621201	-14.4	1.8	-0.5	-2.0	-3.2	-1.4
Thermosetting resins and plastics materials.....	06	63	-7.1	0.6	-5.4	-1.0	-5.0	3.0
Thermosetting resins and plastics materials.....	06	6306	-7.1	0.6	-5.4	-1.0	-5.0	3.0
Thermosetting resins and plastics materials.....	06	630601	-7.1	0.6	-5.4	-1.0	-5.0	3.0
Other chemicals and allied products.....	06	7	3.4	0.1	0.3	-0.2	0.3	0.2
Soaps and detergents.....	06	71	11.1	0.1	0.0	-0.1	0.1	0.0
Soaps and other detergents.....	06	7104	11.1	0.1	0.0	-0.1	0.1	0.0
Soaps and detergents, commercial, industrial, and institutional.....	06	710401	11.2	0.1	-0.1	0.0	0.3	0.0
Commercial, industrial, and institutional hard surface cleaners.....	06	71040101	6.7	0.5	-0.7	0.0	0.0	0.0
Commercial, industrial, and institutional laundry detergents.....	06	71040102	6.2	0.0	0.0	0.1	0.0	0.0
Commercial, industrial, and institutional dishwashing detergents.....	06	71040103	20.9	-0.1	0.0	0.0	0.0	0.0
Commercial, industrial, and institutional metal cleaners.....	06	71040104	2.8	0.0	0.0	0.0	0.0	0.0
Dairy, farm, and food plant cleaners, sanitizers, etc.....	06	71040106	-	0.0	0.0	0.0	0.0	-
Commercial, industrial, and institutional soaps, excluding specialty cleaners.....	06	71040107	3.1	0.0	0.3	0.0	0.0	0.0
Household detergents.....	06	710402	13.4	0.1	0.1	0.0	0.2	0.3
Household alkaline detergents and cleaners.....	06	7104021	18.6	0.1	0.1	0.0	0.3	0.3
Household dry and liquid laundry detergents.....	06	7104022	10.5	0.0	0.0	0.0	0.0	0.0
Soaps, excluding specialty cleaners, household.....	06	710403	1.2	0.0	0.0	-0.2	-0.5	0.0
Polish and other sanitation goods.....	06	72	2.8	0.3	0.1	0.1	0.0	0.0
Polish and other sanitation goods.....	06	7201	2.8	0.3	0.1	0.1	0.0	0.0
Polishing preparations and related products.....	06	720103	2.3	0.3	-0.1	0.8	0.0	0.0
Specialty cleaning and sanitation products.....	06	720105	1.7	0.4	0.1	0.0	0.1	0.0
Disinfectants, nonagricultural, industrial and institutional.....	06	7201051	1.4	0.2	0.0	0.0	0.0	0.0
Air and room fresheners.....	06	7201053	0.4	0.0	0.0	0.0	0.0	0.0
Laundry fabric softeners and rinses, liquid and dry.....	06	7201058	3.6	0.4	1.0	0.0	0.9	0.0
Other specialty cleaning and sanitation products.....	06	7201059	2.4	0.7	0.1	0.0	0.0	0.0
Cosmetics and other toilet preparations.....	06	75	5.4	0.2	0.5	0.4	0.0	0.0
Shaving preparations.....	06	7502	0.6	0.0	0.0	0.0	0.2	0.0
Shaving preparations.....	06	750206	0.6	0.0	0.0	0.0	0.2	0.0
Perfumes, toilet waters, and colognes.....	06	7503	4.1	0.0	0.0	0.0	0.0	0.0
Perfumes, toilet waters, and colognes.....	06	750306	4.1	0.0	0.0	0.0	0.0	0.0
Hair preparations (including shampoos).....	06	7504	3.0	0.0	0.0	0.0	0.1	0.0
Hair preparations (including shampoos).....	06	750407	3.0	0.0	0.0	0.0	0.1	0.0
Hair preparations incl professional, consumer, and cream/gel shampoos.....	06	75040701	3.3	0.0	0.0	0.0	0.1	0.0
Hair tonics and hair dressings incl professional and consumer use.....	06	75040702	2.2	0.0	0.0	0.0	0.0	0.0
Toothpastes, denture cleaners, and mouthwashes.....	06	7505	7.7	0.0	0.0	0.1	0.0	0.0
Denture cleaners, mouthwashes, gargles, and rinses.....	06	750504	7.2	0.0	0.0	0.1	0.0	0.0
Creams, lotions, and oils, excluding shaving, hair, and deodorant.....	06	7514	7.1	0.3	0.0	0.0	0.0	0.0
Creams, lotions, and oils, excluding shaving, hair, and deodorant.....	06	751401	7.1	0.3	0.0	0.0	0.0	0.0
Other cosmetics and toilet preparations.....	06	7515	4.9	0.4	1.2	0.8	0.0	0.0
Other cosmetics and toilet preparations.....	06	751501	4.9	0.4	1.2	0.8	0.0	0.0
Misc. chemical prod. and preparations.....	06	79	0.4	0.1	0.3	-0.6	0.5	0.3
Explosives and blasting accessories.....	06	7902	3.6	-0.6	-0.9	0.2	0.2	-0.5
Explosives and blasting accessories.....	06	790234	3.6	-0.6	-0.9	0.2	0.2	-0.5
Industrial gases.....	06	7903	3.1	-0.8	1.2	-1.6	2.6	1.5
Carbon dioxide.....	06	790302	10.4	1.7	2.8	0.0	2.2	0.8
Nitrogen.....	06	790303	4.2	3.1	0.0	-1.7	1.3	-0.6
Oxygen.....	06	790304	7.5	1.7	4.1	-0.9	-1.2	0.2
Argon and hydrogen.....	06	790309	5.4	-1.9	0.6	1.6	-0.6	0.9
Other industrial gases (including fluorocarbon and acetylene).....	06	790312	-0.7	-3.3	0.1	-2.7	5.3	3.0
Adhesives and sealants.....	06	7904	2.8	0.6	0.1	-0.2	0.0	-0.2
Synthetic resin and rubber adhesives.....	06	790402	3.2	0.6	0.1	-0.3	0.0	-0.3
Epoxy adhesives.....	06	7904021	7.9	1.0	0.7	0.0	0.0	0.0
Other synthetic resin and rubber adhesives.....	06	7904026	0.9	0.8	-0.1	-0.8	0.1	-0.1
Structural sealants (load bearing).....	06	790407	-1.9	0.0	0.0	0.0	0.0	0.0
Nonstructural caulking compounds and sealants.....	06	79040A	2.8	0.9	0.1	0.0	0.0	0.0
Surface active agents.....	06	7905	-3.8	0.0	-0.4	0.7	0.0	0.0
Textile and leather assistants and finishes.....	06	790501	-	-0.1	-1.7	-1.9	-	-
Surfactants (bulk surface active agents).....	06	790502	0.0	0.0	0.0	1.6	0.0	0.0

See footnotes at end of table.

Table 7. Producer price index percentage changes for commodity and service groupings and individual items, not seasonally adjusted — Continued
 [August 2023]

Title	Commodity code		Unadjusted 12-month percent change ¹	Unadjusted 1-month percent change ¹				
	Group code	Item code		Aug. 2022 to Aug. 2023 ^P	Mar. to Apr.	Apr. to May ^P	May to June ^P	June to July ^P
Gum and wood chemicals, including wood distillation products.....	06	7906	0.9	0.0	0.5	-0.7	0.0	-4.7
Gum and wood chemicals, including wood distillation products.....	06	790607	0.9	0.0	0.5	-0.7	0.0	-4.7
Other miscellaneous chemical products.....	06	7909	-0.9	0.2	0.3	-0.8	0.1	0.6
Carbon black, all processes.....	06	790918	-8.1	-1.0	2.1	-2.3	2.3	3.4
Printing ink.....	06	790919	1.7	0.6	0.0	0.0	-0.1	-0.8
Gravure printing inks.....	06	7909192	0.0	0.0	0.0	0.0	0.0	0.0
Lithographic and offset inks.....	06	7909193	4.7	0.0	0.0	0.0	0.0	0.5
News and nonheat web offset printing inks.....	06	79091931	5.1	0.0	0.0	0.0	0.0	0.2
Publication and commercial web inks.....	06	79091932	7.5	0.0	0.0	0.0	0.0	0.5
Sheet-fed general inks.....	06	79091933	0.0	0.0	0.1	0.0	0.0	-0.3
Sheet-fed packaging inks.....	06	79091934	1.3	0.0	0.0	0.0	0.0	1.3
Flexographic printing inks.....	06	7909194	-3.4	0.0	0.0	0.0	0.0	-3.7
Nonimpact/digital inks.....	06	7909195	2.2	1.9	0.1	0.0	-0.5	0.0
All other printing inks.....	06	7909196	6.2	0.2	0.2	0.1	0.4	0.9
Water-treating compounds.....	06	790961	-3.4	2.4	0.4	-6.0	0.6	2.9
Automotive chemicals.....	06	790991	-0.6	0.0	0.1	0.0	-0.9	0.0
All other chemical preparations, including essential oils, matches, and gelatin.....	06	790999	0.0	-0.2	-0.3	0.3	0.3	0.2
Rubber and plastic products.....	07	—	-3.3	0.1	-0.2	-0.6	-0.5	-0.2
Rubber and rubber products.....	07	1	-0.5	0.2	-0.4	-0.7	-0.8	0.0
Synthetic rubber, inc. styrene-butadiene rubber (SBR) and ethylene propylene.....	07	11	-18.3	1.2	-1.0	-2.8	-5.6	0.1
Synthetic rubber.....	07	1102	-18.3	1.2	-1.0	-2.8	-5.6	0.1
Synthetic rubber, inc. sbr and ethylene propylene.....	07	110224	-18.3	1.2	-1.0	-2.8	-5.6	0.1
Tires, tubes, tread, & repair materials.....	07	12	5.0	0.1	-0.2	-0.3	-0.1	0.0
Tires.....	07	1201	5.0	0.1	-0.2	-0.3	-0.2	0.0
Pneumatic tires (including passenger, truck, bus, tractor, industrial, and other tires).....	07	12010	5.2	0.1	-0.2	-0.3	-0.2	0.0
Passenger car pneumatic tires.....	07	120104	7.2	0.8	-0.1	0.0	-0.2	0.0
Truck and bus (including off-the-highway) pneumatic tires.....	07	120105	-1.7	-3.1	-4.1	-0.1	0.0	0.0
Tread rubber, tire sundries, and repair materials.....	07	1203	5.9	2.1	-0.1	-0.7	0.1	0.0
Tread rubber, tire sundries, and repair materials.....	07	120354	5.9	2.1	-0.1	-0.7	0.1	0.0
Miscellaneous rubber products.....	07	13	2.3	0.0	-0.3	-0.2	0.5	-0.1
Rubber and plastics footwear, including athletic footwear.....	07	1301	-0.2	0.0	0.4	0.0	0.1	0.0
Rubber and plastics footwear, including athletic footwear.....	07	130109	-0.2	0.0	0.4	0.0	0.1	0.0
Rubber and plastic belts and belting.....	07	1303	2.0	0.1	-0.4	-0.6	0.0	0.0
Flat rubber and plastics belts and belting.....	07	130371	0.9	0.0	-0.6	-0.9	0.0	0.0
Rubber and plastics transmission belts and belting (excluding flat).....	07	130372	3.8	0.4	0.0	0.0	0.1	0.1
Rubber and plastics hose.....	07	1304	-4.4	-1.9	-1.5	0.3	0.7	-0.2
Rubber and plastics hose.....	07	130411	-4.4	-1.9	-1.5	0.3	0.7	-0.2
Industrial rubber and plastics hose without fittings.....	07	1304116	-4.7	-1.8	0.0	0.0	0.0	0.0
Rubber and plastics water hose (incl. fire, irrigation, etc.).....	07	1304117	-19.6	-8.3	-5.8	0.0	-3.4	-2.8
Rubber and plastics hose for on- and off-highway motor vehicles.....	07	1304118	3.4	1.5	-1.4	0.0	3.8	1.5
Miscellaneous rubber products, n.e.c.....	07	1306	3.7	0.3	-0.1	-0.2	0.6	-0.1
All other industrial rubber products.....	07	130604	4.0	-0.6	0.2	0.0	2.5	0.5
All other miscellaneous rubber goods.....	07	130606	4.6	-0.2	-0.2	0.0	0.0	-0.2
Rubber compounds or mixtures for sale or interplant transfer.....	07	130612	-2.9	-2.5	0.0	-1.2	-0.3	-0.7
Rubber druggist and medical sundries, excluding gloves.....	07	130616	—	0.0	0.0	—	—	—
Rubber products for mechanical use.....	07	130617	8.9	2.6	-0.2	0.0	0.6	0.0
Molded rubber mechanical goods automotive.....	07	1306171	15.5	4.4	0.0	0.0	1.3	0.0
Molded rubber mechanical goods, transportation/off-highway.....	07	1306172	3.4	0.0	0.0	0.1	0.0	-0.2
Other molded rubber mechanical goods (excluding tubing).....	07	1306179	4.5	2.8	-1.1	0.0	0.0	0.2
Other extruded rubber mechanical goods (excl. auto)(excl. tubing).....	07	130617C	1.4	0.0	0.7	0.0	0.0	0.0
Rubber coated fabrics, garments, and footwear.....	07	130618	6.5	0.0	-0.3	0.0	0.0	2.4
Plastic products.....	07	2	-4.0	0.1	-0.2	-0.6	-0.4	-0.2
Plastic construction products.....	07	21	-5.2	-0.2	-0.9	-0.8	0.0	-0.2
Plastics construction products.....	07	2106	-5.2	-0.2	-0.9	-0.8	0.0	-0.2
Plastics pipe.....	07	210603	-10.9	-0.5	-1.5	-1.1	-0.9	-0.9
Plastics drain, waste, and vent pipe.....	07	2106031	-16.9	-1.7	-0.7	-0.6	-0.3	-0.5
Plastics water pipe.....	07	2106033	-7.6	0.0	-1.8	-1.8	-0.7	-2.1
Plastics sewer, stormdrain, and water main pipe.....	07	2106038	-13.7	-0.3	-1.7	-1.4	-0.4	-1.5
Other plastics pipe.....	07	210603B	-12.6	0.0	0.0	0.0	-8.9	0.0
Plastics pipe fittings and unions.....	07	210604	-1.4	-0.7	-1.5	-0.6	-1.0	1.6
Plastics plumbing fixtures.....	07	210605	2.7	0.0	-0.4	0.1	0.3	0.0

See footnotes at end of table.

Table 7. Producer price index percentage changes for commodity and service groupings and individual items, not seasonally adjusted — Continued
[August 2023]

Title	Commodity code		Unadjusted 12-month percent change ¹	Unadjusted 1-month percent change ¹				
	Group code	Item code		Aug. 2022 to Aug. 2023 ^P	Mar. to Apr.	Apr. to May ^P	May to June ^P	June to July ^P
Other plastics construction products.....	07	210606	-3.3	0.0	-0.5	-0.8	0.6	0.0
Building and construction polystyrene foam products.....	07	2106061	-8.7	0.0	0.0	-6.6	-0.9	-0.4
Building & construction fabricated plastics products (excl foam, plumbing fixtures, hardware).....	07	2106063	-2.6	0.1	-0.6	0.1	0.9	0.1
Unsupported plastic film, sheet and other shapes.....	07	22	-8.8	0.5	-0.3	-1.6	-1.6	-1.0
Unsupported plastics film, sheet, and other shapes.....	07	2205	-8.8	0.5	-0.3	-1.6	-1.6	-1.0
Unsupported plastics film, sheet, and other shapes.....	07	220501	-8.8	0.5	-0.3	-1.6	-1.6	-1.0
Unlaminated polyethylene film and sheet.....	07	2205011	-6.2	0.4	-0.1	-3.0	-0.3	-0.6
Unlaminated vinyl and vinyl copolymer film and sheet.....	07	2205013	-1.7	0.0	0.0	-0.7	0.0	0.0
Miscellaneous unlaminated plastics film and sheet.....	07	2205014	-15.1	0.2	-0.1	-2.7	-0.4	0.0
Unlaminated plastics profile shapes.....	07	2205015	-4.4	0.2	0.0	1.0	-4.1	-2.5
Laminated plastic sheets, rods, and tubes.....	07	23	4.1	0.0	0.4	0.1	0.0	0.0
Laminated plastics plates, sheet (except packaging), and shapes.....	07	2304	4.1	0.0	0.4	0.1	0.0	0.0
Laminated plastics plates, sheet (except packaging), and shapes.....	07	230401	4.1	0.0	0.4	0.1	0.0	0.0
Parts for manufacturing from plastics.....	07	26	-2.2	-0.4	-0.4	-0.2	-0.1	-0.1
Parts for transportation equipment.....	07	2601	-1.1	0.0	-0.6	-0.3	0.0	0.0
Parts for transportation equipment.....	07	260105	-1.1	0.0	-0.6	-0.3	0.0	0.0
Transportation polyurethane foam products.....	07	2601051	0.7	0.0	0.0	0.0	0.0	0.0
Transportation fabricated plastic parts (excluding foam and reinforced plastics).....	07	2601052	-1.3	0.0	-0.7	-0.3	0.0	0.0
Other parts and components for manufacturing.....	07	2602	1.0	0.1	0.0	0.1	0.5	-0.5
Other parts and components for manufacturing.....	07	260205	1.0	0.1	0.0	0.1	0.5	-0.5
All other miscellaneous polyurethane foam products.....	07	2602051	2.5	0.0	0.0	0.0	0.0	0.0
Electrical & electronic fabricated plastics (excl. foam and reinforced plastics).....	07	2602052	-0.8	0.2	-0.1	1.1	1.4	-1.5
All other polystyrene foam products incl. transportation application uses.....	07	2602053	-4.0	0.0	0.0	-1.1	0.0	0.0
Industrial machinery plastics products, excl foam (incl gears, bearings, bushings, cams).....	07	2602054	4.5	0.0	0.0	0.0	0.0	0.0
Foam components for furniture.....	07	2603	-13.3	-3.7	-0.2	0.0	-1.6	0.0
Foam components for furniture.....	07	260305	-13.3	-3.7	-0.2	0.0	-1.6	0.0
Other plastic products.....	07	29	-0.3	1.0	0.2	-0.2	-0.6	0.0
Other plastics products.....	07	2901	-0.3	1.0	0.2	-0.2	-0.6	0.0
Custom compounding of purchased resins and color concentrates.....	07	290196	-6.5	1.6	0.1	-0.3	-1.4	0.0
All other reinforced and fiberglass plastics products.....	07	290197	10.0	0.1	0.5	0.0	0.6	0.0
Products made of foam other than polystyrene or polyurethane.....	07	290198	2.6	0.0	0.0	0.0	0.0	0.0
Plastic packaging products.....	07	2A	-6.0	0.0	0.1	-0.4	-0.3	-0.3
Plastics packaging products.....	07	2A01	-6.0	0.0	0.1	-0.4	-0.3	-0.3
Plastics packaging products.....	07	2A0101	-6.0	0.0	0.1	-0.4	-0.3	-0.3
Other plastics packaging products, excluding film, sheet, foam and bottles.....	07	2A01012	-5.8	0.6	0.3	-0.9	-0.5	-0.2
Packaging polyurethane foam products.....	07	2A01013	0.8	1.3	0.0	0.0	0.0	0.0
Plastics bottles.....	07	2A01014	-5.6	-1.0	0.5	0.5	-0.2	-0.4
Polystyrene foam food containers.....	07	2A01015	-11.1	-0.2	-2.0	0.3	-0.3	-0.4
Polystyrene foam protective shipping pads, shaped cushioning, etc....	07	2A01016	-4.8	0.0	0.0	-2.6	0.0	-0.6
Consumer, institutional, and commercial products, n.e.c.....	07	2B	-0.2	0.1	-0.1	0.0	0.1	0.1
All other consumer, institutional, and commercial products.....	07	2B01	-0.2	0.1	-0.1	0.0	0.1	0.1
All other consumer, institutional, and commercial products.....	07	2B0101	-0.2	0.1	-0.1	0.0	0.1	0.1
Consumer and institutional polystyrene foam products.....	07	2B01011	-8.3	-0.4	-1.4	-0.5	0.6	0.0
Consumer and institutional polyurethane foam products.....	07	2B01013	-	3.0	-	-	-	-
Consumer/institutional/commercial fabricated plastics products.....	07	2B01015	0.9	0.1	0.2	0.1	0.1	0.2
Recyclable plastics.....	07	2C	-	2.9	6.0	-6.1	-2.5	-
Recyclable plastics.....	07	2C01	-	2.9	6.0	-6.1	-2.5	-
Recyclable plastics.....	07	2C0101	-	2.9	6.0	-6.1	-2.5	-
Lumber and wood products.....	08	-	-9.4	-0.4	-0.2	-0.6	0.3	-1.1
Lumber.....	08	1	-17.3	-1.0	0.0	-1.4	2.3	-3.6
Softwood lumber.....	08	11	-18.0	-1.1	-0.1	-1.3	4.5	-4.4
Softwood cut stock and dimension.....	08	1105	-23.0	1.2	-8.5	-1.2	0.4	-3.6
Softwood cut stock and dimension.....	08	110503	-23.0	1.2	-8.5	-1.2	0.4	-3.6
Softwood lumber, not edge worked.....	08	1106	-18.7	-1.4	0.5	-1.4	5.1	-4.8
Softwood lumber, not edge worked.....	08	110601	-18.7	-1.4	0.5	-1.4	5.1	-4.8
Softwood dressed lumber, less than 2 inches in nominal thickness, not edge worked.....	08	1106012	-29.4	-3.7	-2.4	-6.9	-5.1	-4.9

See footnotes at end of table.

Table 7. Producer price index percentage changes for commodity and service groupings and individual items, not seasonally adjusted — Continued
 [August 2023]

Title	Commodity code		Unadjusted 12-month percent change ¹	Unadjusted 1-month percent change ¹				
	Group code	Item code		Aug. 2022 to Aug. 2023 ^P	Mar. to Apr.	Apr. to May ^P	May to June ^P	June to July ^P
Softwood dressed 2-inch lumber, 2 inches in nominal thickness only, not edge worked.....	08	1106013	-21.2	-1.4	1.0	-0.2	11.1	-6.9
Softwood dressed lumber and timbers, more than 2 inches in nominal thickness, not edge worked.....	08	1106014	-20.0	0.6	2.6	-4.5	-1.9	2.7
Softwood lumber, made from purchased lumber.....	08	1107	-9.9	-0.5	0.5	-0.1	1.2	-0.4
Softwood lumber, made from purchased lumber.....	08	110701	-9.9	-0.5	0.5	-0.1	1.2	-0.4
Hardwood lumber.....	08	12	-16.4	-0.8	0.3	-1.6	-1.2	-2.3
Hardwood cut stock and dimension.....	08	1203	-14.1	0.0	-0.2	0.2	-0.2	-0.1
Hardwood cut stock and dimension.....	08	120311	-14.1	0.0	-0.2	0.2	-0.2	-0.1
Hardwood flooring.....	08	1204	-0.9	1.2	-0.5	0.6	0.0	-0.6
Oak and maple hardwood flooring.....	08	120401	-1.1	1.3	-0.6	0.7	-0.1	-0.6
Hardwood flooring, other than oak and maple.....	08	120402	0.1	0.0	0.0	0.0	0.0	0.0
Hardwood lumber, not edge worked.....	08	1205	-27.3	-1.1	2.0	-3.2	-1.8	-2.6
Hardwood lumber, not edge worked.....	08	120501	-27.3	-1.1	2.0	-3.2	-1.8	-2.6
Millwork.....	08	2	-6.6	-0.9	-0.3	-0.3	-0.1	-1.1
General millwork.....	08	21	-1.9	-0.4	0.0	-0.2	-0.2	-1.1
General millwork.....	08	2101	-1.9	-0.4	0.0	-0.2	-0.2	-1.1
Stock wood kitchen cabinets, related cabinetwork and countertops.....	08	210102	-0.1	0.3	0.7	-0.4	0.0	-0.7
Stock wood kitchen cabinets and related cabinetwork for permanent installation.....	08	2101021	-0.1	0.4	0.9	-0.5	0.0	-0.9
Custom wood kitchen cabinets, bathroom vanities, and related cabinetwork.....	08	210105	1.5	0.7	0.0	0.0	0.2	-1.5
Custom wood kitchen cabinets and related cabinetwork not sold direct to customer at retail.....	08	2101051	3.8	0.5	0.0	0.0	0.3	-0.6
Custom wood kitchen cabinets, bathroom vanities, and related cabinet work sold at retail.....	08	2101052	-1.5	1.0	0.0	0.0	0.0	-3.2
Wood window units.....	08	210112	4.5	0.0	0.0	0.0	0.0	0.0
Double hung wood window units.....	08	2101121	4.3	0.0	0.0	0.0	0.0	0.0
Casement wood window units.....	08	2101122	4.8	0.0	0.0	0.0	0.0	0.0
All other wood window units, including horizontal sliding, awning and single hung.....	08	2101123	4.4	0.0	0.0	0.0	0.0	0.0
Wood sash, excluding sash shipped in window units.....	08	210122	4.6	0.0	0.0	0.0	0.0	0.0
Wood window & door frames, incl. door frames in door units, excl. window frames in window units.....	08	210132	-33.9	-3.6	-2.1	-0.6	-3.6	-10.9
Wood panel, flush, & molded face doors, interior & exterior, incl. doors with glazed sections.....	08	210142	5.2	-2.5	-0.2	0.0	0.1	-0.5
Other wood doors, incl. garage, patio, bifold, cabinet, screen, storm and louver.....	08	210152	1.0	-0.8	-0.2	0.0	-0.1	0.0
Wood moldings.....	08	210162	-6.3	-0.9	0.1	-0.3	-0.8	0.1
Mirror and picture frames and framed pictures.....	08	210175	-	0.0	0.0	0.0	1.1	-
Other wood millwork products, including stairwork, exterior millwork, and softwood flooring.....	08	210183	-8.8	0.7	0.2	0.0	0.0	0.0
Prefabricated structural members.....	08	22	-19.1	-2.4	-1.0	-0.7	0.1	-0.8
Prefabricated structural members.....	08	2201	-19.1	-2.4	-1.0	-0.7	0.1	-0.8
Laminated veneer lumber.....	08	220107	-	0.0	-2.3	-	-	-
Other engineered structural wood members, excluding trusses & laminated veneer lumber.....	08	220108	-12.4	-1.7	0.0	-0.2	-0.1	-0.1
Wood trusses.....	08	220109	-21.6	-2.9	-1.1	-0.8	0.3	-0.9
Plywood.....	08	3	-14.4	-0.5	-0.8	-0.7	-0.8	0.5
Softwood veneer and plywood.....	08	31	-20.0	-0.2	-0.3	-1.5	-1.3	1.2
Softwood veneer and plywood.....	08	3103	-20.0	-0.2	-0.3	-1.5	-1.3	1.2
Softwood veneer and plywood.....	08	310303	-20.0	-0.2	-0.3	-1.5	-1.3	1.2
Softwood veneer, incl. veneer backed w/ paper, cloth, or other flexible material.....	08	3103031	-29.3	-1.6	-0.2	-0.4	0.4	1.8
Softwood plywood products: rough, sanded, and specialties.....	08	3103035	-16.5	0.5	-0.4	-2.1	-2.2	0.9
Hardwood veneer and plywood.....	08	35	-3.9	-0.9	-1.5	0.4	-0.3	-0.3
Hardwood veneer and plywood.....	08	3501	-3.9	-0.9	-1.5	0.4	-0.3	-0.3
Hardwood veneer, including veneer backed with paper, cloth, or other flexible material.....	08	350102	1.0	0.1	-3.5	0.8	0.2	-0.1
Hardwood plywood.....	08	350104	-10.2	-1.6	0.3	-0.6	-1.0	-0.7
Hardwood veneered panels, including two-ply veneers.....	08	350107	-0.7	-2.4	0.2	1.3	0.0	-0.1
Other wood products.....	08	4	-8.2	0.3	-0.5	-0.9	-0.4	-0.6
Wood pallets and pallet containers, wood and metal combination.....	08	41	-12.9	-0.3	-0.9	-1.5	-1.4	-1.1
Wood pallets and pallet containers.....	08	4101	-12.9	-0.3	-0.9	-1.5	-1.4	-1.1
Wood pallets and pallet containers, wood and metal combination.....	08	410101	-12.9	-0.3	-0.9	-1.5	-1.4	-1.1
Wood boxes.....	08	42	-11.3	-0.4	-0.5	0.0	0.2	0.0

See footnotes at end of table.

Table 7. Producer price index percentage changes for commodity and service groupings and individual items, not seasonally adjusted — Continued
[August 2023]

Title	Commodity code		Unadjusted 12-month percent change ¹	Unadjusted 1-month percent change ¹				
	Group code	Item code		Aug. 2022 to Aug. 2023 ^P	Mar. to Apr.	Apr. to May ^P	May to June ^P	June to July ^P
Wood boxes.....	08	4201	-11.3	-0.4	-0.5	0.0	0.2	0.0
Nailed and lock-corner wood boxes.....	08	420101	-3.4	0.0	0.0	0.0	0.0	0.0
Wood box and crate shook.....	08	420102	-13.9	-3.0	-1.1	0.0	0.4	0.0
Other wood container parts and wood containers.....	08	420127	-12.2	2.1	0.0	0.0	0.0	0.0
Miscellaneous wood products.....	08	49	-0.4	1.3	0.0	-0.1	0.7	0.0
Wood ties, siding, shingles, and shakes, and contract sawing of logs owned by others.....	08	4903	8.9	-0.2	1.4	0.0	1.2	0.0
Wood ties, siding, shingles, and shakes, and contract sawing of logs owned by others.....	08	490301	8.9	-0.2	1.4	0.0	1.2	0.0
Sawn wood fence stock, wood lath, and contract resawing and planing. . .	08	4904	0.0	0.0	0.0	0.0	0.0	0.0
Sawn wood fence stock, wood lath, and contract resawing and planing.....	08	490401	0.0	0.0	0.0	0.0	0.0	0.0
All other miscellaneous wood products.....	08	4909	-1.2	1.5	-0.1	-0.1	0.8	0.0
All other miscellaneous wood products.....	08	490901	-1.2	1.5	-0.1	-0.1	0.8	0.0
Logs, bolts, timber, pulpwood and wood chips.....	08	5	-3.0	-0.7	0.0	0.1	-0.5	0.5
Logs, bolts, timber, pulpwood and wood chips.....	08	51	-3.0	-0.7	0.0	0.1	-0.5	0.5
Logs, bolts, timber, pulpwood and wood chips.....	08	5105	-3.0	-0.7	0.0	0.1	-0.5	0.5
Logs, bolts, timber and pulpwood.....	08	510502	-3.5	-0.7	0.0	0.0	-0.5	1.0
Wood chips, excluding field chips.....	08	510505	-1.3	-0.9	-0.1	0.5	-0.7	-1.6
Prefabricated wood buildings & components.....	08	6	-3.2	1.6	0.1	0.3	-0.7	0.1
Prefabricated wood buildings & components.....	08	61	-3.2	1.6	0.1	0.3	-0.7	0.1
Prefabricated wood buildings and components.....	08	6101	-3.2	1.6	0.1	0.3	-0.7	0.1
Prefabricated stationary wood buildings, components (not sold as complete units).....	08	610101	0.9	0.4	-0.6	-0.2	0.0	0.0
Prefabricated stationary wood buildings, precut packages (complete units).....	08	610102	0.8	0.2	0.4	1.3	0.0	0.2
Prefabricated stationary wood buildings, shipped in panel form (complete units).....	08	610103	-5.1	1.5	0.3	0.0	0.1	0.2
Prefabricated stationary wood buildings, shipped in three-dimensional assemblies.....	08	610104	-3.3	2.9	0.1	0.0	-2.2	0.0
Prefabricated stationary wood buildings, three-dimensional assemblies, residential.....	08	6101041	-2.7	3.2	0.1	0.0	-2.4	0.0
Prefabricated stationary wood buildings, three-dimensional assemblies, nonresidential.....	08	6101042	-8.9	0.0	0.0	0.0	0.0	0.0
Treated wood and contract wood preserving.....	08	7	1.3	2.6	-0.3	-1.1	1.1	0.2
Treated wood and contract wood preserving.....	08	71	1.3	2.6	-0.3	-1.1	1.1	0.2
Treated wood.....	08	7101	1.3	2.8	-0.3	-1.1	1.2	0.2
Wood poles, piles, and posts owned and treated by the same establishment.....	08	710101	10.7	4.0	0.6	-1.6	0.9	1.3
Other wood products owned and treated by the same establishment. . .	08	710102	-4.6	1.3	-1.5	-0.6	1.5	-1.2
Contract wood preservation.....	08	7102	-0.2	-0.4	0.0	-0.5	0.2	0.0
Receipts for treating wood owned by others w/ arsenical chemicals, creosote, & other chemicals.....	08	710201	-0.2	-0.4	0.0	-0.5	0.2	0.0
Pulp, paper, and allied products.....	09	-	-1.2	-0.1	0.1	-0.4	-0.1	-0.1
Pulp, paper, and prod., ex. bldg. paper.....	09	1	-3.2	-0.2	-0.1	-0.6	-0.4	-0.4
Wood pulp.....	09	11	-22.4	-6.7	-5.5	-11.6	1.3	-1.9
Wood pulp.....	09	1105	-22.4	-6.7	-5.5	-11.6	1.3	-1.9
Wood pulp.....	09	110501	-22.4	-6.7	-5.5	-11.6	1.3	-1.9
Special alpha and dissolving wood pulp, incl. sulfite and sulfate and other wood pulp.....	09	1105012	-25.8	-7.4	-6.3	-13.3	2.3	-2.2
All other miscellaneous pulp, other than wood, and pulp mill byproducts incl. turpentine.....	09	1105017	1.9	-1.3	0.0	0.8	-4.6	0.0
Recyclable paper.....	09	12	-51.1	6.2	2.6	1.9	-0.4	1.8
News and other low grade recyclable paper.....	09	1201	-61.8	-4.3	0.7	0.3	-1.4	-7.7
News and other low grade recyclable paper.....	09	120125	-61.8	-4.3	0.7	0.3	-1.4	-7.7
Corrugated recyclable paper.....	09	1203	-46.3	14.1	4.3	6.4	2.0	4.9
Corrugated recyclable paper.....	09	120325	-46.3	14.1	4.3	6.4	2.0	4.9
High grade recyclable paper (including pulp substitutes and deinking).....	09	1207	-59.8	-7.0	-1.1	-9.7	-7.8	-5.1
High grade recyclable (including pulp substitutes and deinking).....	09	120725	-59.8	-7.0	-1.1	-9.7	-7.8	-5.1
Paper.....	09	13	0.5	0.8	-0.6	-0.3	-0.8	0.0
Writing and printing papers.....	09	1301	3.8	0.9	0.1	-0.6	-1.4	0.9
Bleached bristol, clay-coated, uncoated, and industrial converted paper.....	09	130119	3.8	1.2	0.0	-0.7	-1.7	0.9
Printing paper, coated at establishments other than where paper was produced.....	09	130120	-	0.0	0.0	-	-	-

See footnotes at end of table.

Table 7. Producer price index percentage changes for commodity and service groupings and individual items, not seasonally adjusted — Continued
 [August 2023]

Title	Commodity code		Unadjusted 12-month percent change ¹	Unadjusted 1-month percent change ¹				
	Group code	Item code		Aug. 2022 to Aug. 2023 ^P	Mar. to Apr.	Apr. to May ^P	May to June ^P	June to July ^P
Newsprint	09	1302	-2.9	-0.2	-1.9	-1.6	0.0	0.0
Newsprint	09	130291	-2.9	-0.2	-1.9	-1.6	0.0	0.0
Packaging and industrial converting paper	09	1303	-4.0	0.9	-1.2	0.2	-0.5	-0.9
Coated and laminated single and multi-web paper	09	130321	0.4	0.5	-2.2	0.0	-0.1	0.0
Single-web paper, rolls and sheets, including waxed, for flexible packaging uses	09	1303211	5.1	-0.3	0.0	0.0	0.0	0.0
Multiweb laminated rolls and sheets, except foil, for flexible packaging uses	09	1303213	-4.3	1.3	-4.4	-0.1	-0.2	0.0
Coated and laminated single and multi-web film	09	130322	-3.6	1.3	-0.9	0.5	-0.7	-1.0
Single-web film, rolls, and sheets, including coextruded, for flexible packaging uses	09	130322A	-1.3	0.9	-0.4	-0.2	-0.4	-0.1
Single-web film, rolls, and sheets for flexible packaging uses	09	130322A1	0.3	0.8	-0.5	0.0	-0.2	0.0
Coextruded single-web film, for flexible packaging uses	09	130322A2	-8.3	1.0	-0.3	-1.0	-1.1	-0.7
All other coated and processed papers	09	1305	2.1	-1.0	-1.2	0.1	1.2	-0.8
Converted foil for nonpackaging applications	09	130505	7.3	0.0	0.0	0.0	0.0	0.0
Other coated and processed papers, except for packaging uses	09	130506	1.7	-1.3	-1.5	0.2	1.5	-1.0
Paperboard	09	14	-4.8	-0.8	-0.1	-0.3	-0.9	-0.4
Corrugated paperboard in sheets and rolls, lined and unlined	09	1405	-9.5	-1.9	-0.8	1.5	-1.3	0.0
Corrugated paperboard in sheets and rolls, lined and unlined	09	140551	-9.5	-1.9	-0.8	1.5	-1.3	0.0
Paperboard, excluding corrugated paperboard in sheets and rolls	09	1411	-3.8	-0.6	0.0	-0.7	-0.8	-0.5
Recycled paperboard	09	141105	-10.6	-1.9	0.0	-2.2	-1.8	-0.2
Unbleached kraft packaging and industrial converting paperboard	09	141107	-1.8	-0.3	0.0	-0.1	-0.8	0.0
Bleached packaging and industrial converting paperboard	09	141112	0.8	0.0	0.0	0.0	0.0	-2.0
Converted paper and paperboard products	09	15	1.1	0.0	0.2	-0.4	-0.1	-0.6
Sanitary paper products, including stock	09	1501	6.7	0.0	0.4	0.3	0.0	-0.7
Sanitary paper products, including stock	09	150123	6.7	0.0	0.4	0.3	0.0	-0.7
Sanitary tissue paper products, made in paper mills	09	1501233	7.7	0.1	0.6	-0.3	-0.2	-0.2
Disposable diapers and similar disposable products, purchased sanitary paper stock and wadding	09	1501234	2.7	0.0	0.0	0.0	0.0	0.0
Sanitary tissue paper products, made from purchased sanitary paper stock or wadding	09	1501235	9.1	-0.2	0.1	2.1	0.6	-2.4
Paper, plastic, and foil bags	09	1502	0.2	1.0	-0.1	0.0	0.0	-0.2
Uncoated single-web paper grocers' bags and sacks and variety and shopping bags	09	150214	16.2	12.7	1.7	0.0	0.2	0.0
Specialty bags, pouches and liners	09	150216	-1.3	0.2	-0.3	0.0	0.0	-0.2
Plastics, foil, and coated paper bags	09	1502161	4.2	-0.1	0.0	0.1	-0.1	0.0
Specialty bags, pouches, and liners, multiweb laminations and foil, except film-film	09	15021612	4.9	-0.3	0.0	0.2	-0.2	-0.1
Single-web film specialty bags, pouches, and liners	09	1502162	-2.0	0.2	-0.3	0.0	0.1	-0.2
Polyethylene grocery and variety bags and pouches	09	15021621	-3.8	0.1	-2.4	0.0	-0.1	0.1
Polyethylene refuse bags	09	15021622	-8.2	0.6	0.7	0.0	-0.2	-0.5
Other polyethylene bags, pouches, and liners	09	15021625	1.8	0.3	0.1	-0.1	0.4	-0.4
Coextruded single-web film specialty bags, pouches, & liners	09	15021626	-1.8	0.0	0.0	0.0	0.0	-0.2
Multiweb film/film combination specialty bags, pouches and liners	09	1502163	-2.7	-0.4	-0.3	0.0	-0.3	-1.7
Paper boxes and containers	09	1503	-1.8	-0.5	0.6	-1.1	-0.3	-0.7
Corrugated shipping containers	09	150301	-6.9	-1.3	-0.1	-1.8	-0.4	-1.2
Corrugated shipping containers for food and beverages and carryout boxes for retail food	09	1503011	-6.2	-1.5	0.0	-0.2	-0.4	-2.1
Corrugated shipping containers for paper and allied products	09	1503012	-16.3	-0.7	-0.5	-8.8	-0.8	-2.4
Corrugated shipping containers for metal and electrical machinery	09	1503013	-3.5	-0.7	0.0	-0.2	-0.4	0.0
Corrugated shipping containers for all other end uses	09	1503014	-4.4	-1.4	0.0	-0.8	-0.3	-0.1
Setup (rigid) paperboard boxes	09	150322	14.7	-0.1	0.2	0.2	0.0	0.0
Folding paperboard boxes, packaging, and packaging components	09	150336	7.9	1.1	1.9	0.0	-0.1	0.1
Folding paperboard boxes, packaging, and packaging components	09	15033601	7.9	1.1	1.9	0.0	-0.1	0.1
Paperboard fiber drums with ends of any material	09	150337	-1.2	-0.4	0.3	0.1	0.0	2.5
Other corrugated and solid fiber products, including containers, pallets, pads, etc.	09	1504	-2.7	-0.4	-0.4	-0.1	-0.3	-0.5
Other corrugated and solid fiber products, including containers, pallets, pads, etc.	09	150441	-2.7	-0.4	-0.4	-0.1	-0.3	-0.5
Office supplies and accessories	09	1506	1.2	1.3	-0.9	-0.1	0.3	-0.6
Envelopes	09	150636	-2.2	0.3	0.0	-0.9	0.2	-0.3
Die-cut paper and paperboard office supplies	09	150646	8.7	0.0	0.0	0.0	0.0	0.0
Paper supplies for business machines and other misc. unprinted office supplies	09	150655	-3.8	5.8	-4.0	0.5	1.1	-2.8
Tablets, pads, and related products	09	150657	9.4	0.0	0.0	0.9	0.0	0.0
Fiber cans, tubes, and similar fiber products	09	1507	3.6	1.3	0.1	-0.1	0.3	0.1
Fiber cans, all fiber and composite	09	150731	6.8	3.3	0.6	0.1	1.0	0.2
Fiber cores and tubes	09	150732	1.9	0.0	-0.1	-0.2	0.0	0.0

See footnotes at end of table.

Table 7. Producer price index percentage changes for commodity and service groupings and individual items, not seasonally adjusted — Continued
 [August 2023]

Title	Commodity code		Unadjusted 12-month percent change ¹	Unadjusted 1-month percent change ¹				
	Group code	Item code		Aug. 2022 to Aug. 2023 ^P	Mar. to Apr.	Apr. to May ^P	May to June ^P	June to July ^P
Paperboard cones, reels, spools, bobbins, blocks, and all vulcanized fiber products.....	09	150733	8.5	8.4	0.0	0.0	0.0	0.0
Molded pulp goods, including egg cartons, florists pots, food trays, etc. ...	09	1508	5.1	0.7	-0.6	0.2	-0.8	0.1
Molded pulp goods, including egg cartons, florists pots, food trays, etc.....	09	150814	5.1	0.7	-0.6	0.2	-0.8	0.1
Miscellaneous converted paper and paperboard products.....	09	1509	1.3	0.0	-0.3	0.0	0.1	-0.5
Pasted, lined, laminated, or surface-coated paperboard.....	09	150901	-1.5	0.0	0.0	0.0	0.0	0.0
Wallcoverings.....	09	150902	1.7	0.0	0.0	0.4	0.0	0.0
Other sanitary paper products & misc. converted paper & paperboard products.....	09	150999	1.9	0.0	-0.4	0.0	0.1	-0.6
Miscellaneous converted paper and paperboard products.....	09	1509992	2.7	-0.1	-0.6	0.0	0.1	-0.9
Pressure-sensitive products.....	09	16	1.6	-1.1	0.4	0.3	-0.6	0.1
Pressure-sensitive products.....	09	1601	1.6	-1.1	0.4	0.3	-0.6	0.1
Pressure-sensitive products.....	09	160101	1.6	-1.1	0.4	0.3	-0.6	0.1
Building paper & building board mill prods.....	09	2	-4.5	2.1	6.1	2.4	6.0	4.2
Hardboard, particleboard & fiberboard prods.....	09	22	-4.5	2.1	6.1	2.4	6.0	4.2
Particleboard and fiberboard.....	09	2201	-6.0	2.2	6.4	2.5	6.3	4.3
Particleboard made from particleboard produced at the same location...	09	220125	-7.7	-0.8	-1.2	0.7	0.2	0.0
Prefinished particleboard and medium density fiberboard (MDF) made from purchased materials.....	09	220141	-	-5.2	-3.7	0.0	0.0	-
Hardboard products.....	09	2202	2.2	0.0	-0.6	0.0	0.0	0.0
Hardboard products.....	09	220206	2.2	0.0	-0.6	0.0	0.0	0.0
Publications, printed matter and printing material.....	09	4	4.7	-0.2	0.3	0.0	0.1	0.2
Books printing.....	09	44	8.3	0.8	-0.2	0.0	0.8	-1.1
Books printing.....	09	4401	8.3	0.8	-0.2	0.0	0.8	-1.1
Books printing.....	09	440114	8.3	0.8	-0.2	0.0	0.8	-1.1
Textbook printing and binding.....	09	4401141	-0.3	0.0	-0.9	0.0	0.0	-0.3
Technical, scientific, & professional book printing & binding.....	09	4401143	1.6	0.2	-0.2	0.0	-1.0	-0.2
Religious book printing and binding.....	09	4401145	3.8	0.6	-0.4	0.0	0.4	-1.6
General book (trade, etc.) printing and binding.....	09	4401147	20.3	1.8	0.0	-0.1	2.0	-2.1
Other book and pamphlet printing and binding.....	09	440114E	2.4	0.0	0.0	0.0	0.0	0.0
Manifold business forms printing.....	09	45	0.1	0.0	0.0	0.0	0.0	0.0
Manifold business forms printing.....	09	4501	0.1	0.0	0.0	0.0	0.0	0.0
Manifold business forms printing, excluding checkbooks.....	09	450105	0.1	0.0	0.0	0.0	0.0	0.0
Commercial printing.....	09	47	4.8	-0.3	0.3	0.0	0.0	0.2
Magazine and periodical printing.....	09	4701	3.7	-0.9	0.0	0.0	-0.5	0.0
Magazine and periodical printing (lithographic).....	09	470102	3.7	-0.9	0.0	0.0	-0.5	0.0
Label and wrapper printing for packaging.....	09	4702	3.9	-0.5	-0.1	0.0	0.0	0.0
Label and wrapper printing (lithographic).....	09	470202	-2.0	-2.0	0.0	0.0	0.0	0.0
Label and wrapper printing (flexographic).....	09	470205	6.1	0.0	0.1	0.0	0.0	0.0
Catalog and directory printing.....	09	4703	0.1	-0.9	0.0	0.0	-0.2	0.0
Catalog and directory printing (lithographic).....	09	470302	0.1	-0.9	0.0	0.0	-0.2	0.0
Advertising printing.....	09	4705	2.2	-0.3	0.0	0.0	0.2	0.0
Advertising printing (lithographic).....	09	470506	2.4	-0.2	0.0	0.0	0.2	0.0
Other general job printing.....	09	4706	7.5	0.0	2.3	0.0	-0.1	0.0
Quick printing.....	09	470604	3.9	0.0	0.0	0.0	0.0	0.0
Other commercial and general job printing.....	09	470609	8.6	0.1	2.7	0.0	-0.2	0.0
Other commercial and general job printing (lithographic).....	09	4706091	9.1	0.1	2.9	0.0	-0.2	0.0
All other commercial and general job printing.....	09	4706094	0.0	0.0	0.0	0.0	0.0	0.0
Other commercial printing, incl. screen, engraving, digital, & general job exc. labels/wrappers.....	09	4711	7.2	-0.2	0.0	0.0	0.1	0.7
Commercial screen printing, excluding on garments, apparel accessories, & other fabric articles.....	09	471101	6.8	0.0	0.0	0.0	0.0	0.0
Screen printing (excluding on textiles, apparel, apparel accessories, and labels).....	09	4711012	6.8	0.0	0.0	0.0	0.0	0.0
Other commercial and general job screen printing.....	09	47110123	2.5	0.0	0.0	0.0	0.0	-0.1
Digital printing.....	09	471103	7.8	-0.2	0.0	0.0	0.2	1.0
Blankbooks, binders, and bookbinding work.....	09	48	3.3	-0.1	-0.1	0.3	-0.2	0.0
Tradebinding and related work.....	09	4802	3.1	-0.2	-0.2	0.5	-0.4	0.1
Miscellaneous binding and postpress work, incl collating, perforating, folding, gluing, etc.....	09	480203	-0.4	-0.2	-0.3	-0.1	-0.9	0.0
Softcover, pamphlet, sample book, and other binding of books and materials printed elsewhere.....	09	480204	8.5	-0.3	-0.4	1.6	0.2	0.0
Services for the printing trade.....	09	49	1.0	0.0	0.0	0.0	0.0	1.0
Prepress services, including platemaking.....	09	4905	1.0	0.0	0.0	0.0	0.0	1.0

See footnotes at end of table.

Table 7. Producer price index percentage changes for commodity and service groupings and individual items, not seasonally adjusted — Continued
 [August 2023]

Title	Commodity code		Unadjusted 12-month percent change ¹	Unadjusted 1-month percent change ¹				
	Group code	Item code		Aug. 2022 to Aug. 2023 ^P	Mar. to Apr.	Apr. to May ^P	May to June ^P	June to July ^P
Prepress services, excl platemaking (incl film, assembled flats, color sep., typesetting, etc.).....	09	490501	0.8	0.0	0.0	0.0	-	-
Printing plates and cylinders, prepared for printing (excl blank plates and blank cylinders).....	09	490502	1.4	0.0	0.0	0.0	0.0	1.4
Metals and metal products.....	10	-	-4.3	0.8	0.6	-1.1	-1.4	-0.2
Iron and steel.....	10	1	-10.3	2.1	2.2	-2.3	-3.6	0.3
Iron ores.....	10	11	-3.3	1.0	-6.4	0.3	-0.7	0.0
Iron ores.....	10	1105	-3.3	1.0	-6.4	0.3	-0.7	0.0
Iron ores.....	10	110555	-3.3	1.0	-6.4	0.3	-0.7	0.0
Iron and steel scrap.....	10	12	1.8	-2.0	-5.9	-11.7	-1.4	4.2
Carbon steel scrap.....	10	1211	1.8	-1.8	-6.3	-11.9	-1.6	4.3
Heavy melting scrap.....	10	121191	13.4	-2.0	-9.5	-9.3	-0.4	8.2
Carbon steel scrap bundles.....	10	121192	3.3	2.4	-3.1	-10.6	-5.9	-0.8
Shredded carbon steel scrap.....	10	121193	-7.3	-1.5	-2.7	-13.8	-3.6	2.1
Cut plate and structural scrap.....	10	121194	8.5	-2.6	-8.8	-7.8	-0.8	4.2
Other carbon steel scrap.....	10	121195	-	-9.0	-22.8	-	-	-
Stainless and other alloy steel scrap.....	10	1212	11.2	0.1	1.9	-9.6	3.1	6.5
Stainless and other alloy steel scrap.....	10	121208	11.2	0.1	1.9	-9.6	3.1	6.5
Cast iron scrap.....	10	1213	-13.6	-2.2	-9.5	-9.5	-5.2	-0.1
Cast iron scrap.....	10	121308	-13.6	-2.2	-9.5	-9.5	-5.2	-0.1
Other ferrous scrap.....	10	1215	-	-15.9	-5.0	-14.7	1.4	-
Other ferrous scrap.....	10	121501	-	-15.9	-5.0	-14.7	1.4	-
Foundry and forge shop products.....	10	15	1.5	0.8	-0.3	-0.2	-0.9	0.0
Pressure and soil pipe & fittings, cast iron.....	10	1502	1.1	0.4	-0.1	0.0	0.6	-1.7
Pressure pipe & fittings, cast iron.....	10	15021	1.2	0.6	-0.1	0.0	1.1	-2.8
Pressure pipe & fittings, ductile iron.....	10	150211	-1.0	0.6	0.0	0.0	1.3	-3.0
Other gray and ductile iron castings.....	10	1504	1.6	0.8	-0.1	0.0	0.0	-0.4
Ductile iron castings (excluding pressure pipe & fittings).....	10	150413	1.9	0.6	0.1	0.3	-0.5	-0.2
Ductile iron castings for automotive uses.....	10	1504131	1.0	0.1	0.1	0.1	-0.6	0.0
Ductile iron castings for all other uses.....	10	1504132	2.6	0.9	0.2	0.3	-0.4	-0.3
Gray iron castings (excluding soil & pressure pipe & fittings).....	10	150419	1.6	1.1	-0.4	-0.3	0.7	-0.8
Steel investment castings.....	10	1506	-0.5	0.0	0.0	0.0	-2.0	0.0
Steel investment castings.....	10	150624	-0.5	0.0	0.0	0.0	-2.0	0.0
Carbon steel castings, except investment.....	10	1507	3.5	1.3	0.0	0.2	0.0	0.0
Carbon steel castings, except investment.....	10	150701	3.5	1.3	0.0	0.2	0.0	0.0
High alloy steel castings, excluding investment.....	10	1508	-	0.0	-0.1	0.0	0.0	-
High alloy steel castings, excluding investment.....	10	150801	-	0.0	-0.1	0.0	0.0	-
Other alloy steel castings, except investment.....	10	1509	10.0	0.9	0.2	0.8	0.0	8.3
Other alloy steel castings, except investment.....	10	150901	10.0	0.9	0.2	0.8	0.0	8.3
Other forge shop products.....	10	1513	0.2	1.4	-0.8	-0.6	-1.8	-0.2
Closed die forgings, ferrous.....	10	151359	0.0	1.9	-0.5	-0.6	-2.4	-0.3
Hot impression die impact, press and upset steel forgings.....	10	15135912	-0.9	2.0	-0.6	-0.5	-2.4	-0.3
Hot impression die impact, press, and upset carbon steel forgings.....	10	151359121	-1.7	-	-	-	-	0.0
Hot impression die impact, press, & upset alloy steel forgings, except stainless and high temp.....	10	151359122	-1.8	0.4	-1.4	-1.3	-0.9	-0.5
Steel mill products.....	10	17	-14.8	3.6	5.3	-0.4	-4.7	-0.5
Semifinished steel mill products.....	10	1702	-6.5	2.3	1.0	-0.3	-1.4	-0.1
Hot rolled steel bars, plates, and structural shapes.....	10	1704	-9.7	1.4	2.4	-0.6	-2.1	0.8
Hot rolled steel bars, plates, & structural shapes, alloy.....	10	170406	-	4.9	0.0	-1.0	-1.3	3.4
Hot rolled steel bars, plates, and structural shapes, carbon.....	10	170410	-10.2	1.3	2.6	-0.6	-2.2	0.8
Steel wire.....	10	1705	-11.0	1.4	-1.3	-1.0	-2.5	-1.1
Steel wire, carbon.....	10	170501	-12.1	0.6	0.5	-0.6	-2.3	-1.3
Steel wire, stainless steel.....	10	170502	-	0.0	-8.8	-1.4	0.0	-
Steel pipe and tube.....	10	1706	-22.5	-0.5	0.6	-4.9	-2.8	-1.6
Steel pipe and tube, carbon.....	10	170652	-22.2	-0.2	2.2	-5.8	-3.1	-0.9
Steel pipe and tube, stainless steel.....	10	170674	-9.5	0.3	-2.3	-1.0	-1.0	-2.9
Cold rolled steel sheet and strip.....	10	1707	-23.4	11.1	5.1	3.2	-3.2	-1.9
Cold rolled steel sheet and strip.....	10	170710	-23.4	11.1	5.1	3.2	-3.2	-1.9
Cold finished steel bars and bar shapes.....	10	1708	-10.2	-4.7	1.9	-1.6	-1.0	-2.6
Cold finished steel bars and bar shapes.....	10	170810	-10.2	-4.7	1.9	-1.6	-1.0	-2.6
Electrometallurgical ferroalloy products.....	10	1712	-27.2	1.2	-3.8	-3.1	-2.0	-1.5
Electrometallurgical ferroalloy products.....	10	171201	-27.2	1.2	-3.8	-3.1	-2.0	-1.5
Nonferrous metals.....	10	2	-3.1	-0.1	-0.1	-1.7	-1.5	-0.8

See footnotes at end of table.

Table 7. Producer price index percentage changes for commodity and service groupings and individual items, not seasonally adjusted — Continued
[August 2023]

Title	Commodity code		Unadjusted 12-month percent change ¹	Unadjusted 1-month percent change ¹				
	Group code	Item code		Aug. 2022 to Aug. 2023 ^P	Mar. to Apr.	Apr. to May ^P	May to June ^P	June to July ^P
Nonferrous metal ores.....	10	21	-4.7	0.6	-1.4	-2.3	-4.5	-2.7
Other metal ores.....	10	2112	—	2.8	-2.9	-11.5	-10.3	—
Other metal ores.....	10	211201	—	2.8	-2.9	-11.5	-10.3	—
Primary nonferrous metals.....	10	22	-1.2	0.9	3.0	-0.2	2.1	-5.7
Primary nonferrous metals.....	10	2201	-1.2	0.9	3.0	-0.2	2.1	-5.7
Other nonferrous metals, unalloyed.....	10	220181	—	1.9	5.0	—	—	—
Nonferrous scrap.....	10	23	-9.5	-0.2	1.5	-2.7	-2.5	0.6
Copper base scrap.....	10	2301	9.5	-0.4	-2.7	0.5	-0.1	-1.1
No. 1 copper scrap, including wire.....	10	230101	9.8	-1.3	-3.2	0.8	-0.6	-0.9
No. 2 copper scrap, including wire.....	10	230102	13.3	0.5	-4.2	-0.1	0.2	-0.9
Yellow brass scrap.....	10	230103	12.3	2.0	-3.5	0.7	1.1	-2.0
Aluminum base scrap.....	10	2302	-1.7	-0.5	1.4	1.1	-2.1	2.0
Used beverage can scrap.....	10	230205	-13.4	-4.1	-4.9	-4.1	-7.0	1.4
Other old aluminum base scrap.....	10	230206	—	—	—	—	—	—
Other nonferrous scrap (including lead, zinc and precious metals).....	10	2303	-28.3	0.4	6.1	-9.0	-5.5	1.1
Other nonferrous scrap (including lead, zinc and precious metals).....	10	230309	-28.3	0.4	6.1	-9.0	-5.5	1.1
Secondary nonferrous metals.....	10	24	-4.4	-0.4	-0.5	-2.3	-1.2	-1.4
Secondary aluminum.....	10	2402	-11.9	-2.2	-0.7	-1.4	-2.2	-1.9
Secondary aluminum.....	10	240229	-11.9	-2.2	-0.7	-1.4	-2.2	-1.9
Secondary copper, alloyed and unalloyed.....	10	2403	-2.0	2.0	0.4	-1.3	2.6	-0.4
Secondary copper, alloyed and unalloyed.....	10	240339	-2.0	2.0	0.4	-1.3	2.6	-0.4
Secondary precious metals.....	10	2406	10.5	5.0	0.8	-3.0	-1.4	-1.4
Secondary precious metals.....	10	240669	10.5	5.0	0.8	-3.0	-1.4	-1.4
All other miscellaneous secondary nonferrous metals, including lead and zinc.....	10	2408	-10.9	-2.8	-1.8	-4.7	-0.3	-0.8
All other miscellaneous secondary nonferrous metals, including lead and zinc.....	10	240801	—	-2.8	-1.8	-4.7	-0.3	-0.8
Nonferrous mill shapes.....	10	25	-1.9	-1.1	-0.3	-1.1	-1.1	-0.4
Aluminum mill shapes.....	10	2501	-5.6	-1.8	0.4	-1.0	-1.3	-1.4
Aluminum sheet and strip.....	10	250105	-9.7	-2.3	1.1	-1.5	-2.2	-1.9
Extruded aluminum shapes, including rod, bar, and wire.....	10	250162	-2.0	-2.0	0.1	-0.9	-1.2	-1.2
Copper and brass mill shapes.....	10	2502	4.8	-0.9	-2.2	-1.9	-0.1	1.5
Copper and copper alloy sheet, strip and plate.....	10	250237	—	-0.3	-1.3	0.0	0.0	—
Copper and copper alloy rod, bar and shapes.....	10	250238	6.7	-0.9	-2.5	-1.9	0.2	2.7
Copper and copper alloy pipe and tube.....	10	250239	-1.2	-1.3	-2.3	-3.7	-0.7	1.3
Nickel and nickel-base alloy mill shapes.....	10	2504	-8.4	3.7	-1.4	-0.5	-5.0	-1.3
Nickel and nickel-base alloy mill shapes.....	10	250466	-8.4	3.7	-1.4	-0.5	-5.0	-1.3
Titanium and titanium-base alloy mill shapes.....	10	2505	7.1	0.3	-0.4	0.0	0.0	1.0
Titanium and titanium-base alloy mill shapes.....	10	250505	7.1	0.3	-0.4	0.0	0.0	1.0
Other nonferrous mill shapes.....	10	2519	3.2	0.0	2.4	0.1	-0.8	-0.2
All other nonferrous metal mill shapes, except precious metal.....	10	251935	0.0	-1.1	3.3	0.1	-1.1	-0.2
Nonferrous wire and cable.....	10	26	0.8	0.0	-1.6	-1.7	0.2	1.0
Nonferrous wire and cable.....	10	2603	0.8	0.0	-1.6	-1.7	0.2	1.0
Electronic wire and cable.....	10	260301	2.3	0.1	-0.2	-2.9	-0.1	0.0
Copper wire and cable.....	10	260314	3.2	-0.7	-2.8	-2.7	-0.3	0.1
Power wire and cable.....	10	260332	26.6	0.6	-0.2	0.8	3.1	5.8
Fiber optic cable.....	10	260333	5.2	0.9	0.3	0.0	0.0	0.0
Other wire and cable.....	10	260398	2.5	0.0	1.1	-0.8	-0.7	1.3
Nonferrous forge shop products.....	10	27	2.5	0.3	1.2	0.0	0.5	0.0
Nonferrous forge shop products.....	10	2701	2.5	0.3	1.2	0.0	0.5	0.0
Nonferrous forge shop products.....	10	270111	2.5	0.3	1.2	0.0	0.5	0.0
Hot impression die, impact, press and upset aluminum and other nonferrous forgings.....	10	2701111	2.9	0.3	1.4	0.0	0.5	0.0
Hot impression die, impact, press and upset aluminum and aluminum alloy forgings.....	10	27011111	-5.5	0.6	0.0	0.0	-0.1	0.0
Hot impression die, impact, press and upset titanium and titanium alloy forgings.....	10	27011112	13.9	0.0	3.3	0.0	1.3	0.0
Other nonferrous hot impression die impact, press, and upset forgings.....	10	27011113	6.9	0.0	0.0	0.0	0.6	0.0
Nonferrous foundry shop products.....	10	28	3.8	1.5	0.0	-0.4	-0.2	0.0
Aluminum castings.....	10	2802	3.0	0.2	0.0	-0.1	-0.1	0.0
Aluminum die-castings.....	10	280207	0.3	0.5	-0.3	-0.1	-0.2	-0.3
Aluminum castings, excluding die-castings.....	10	280208	8.1	-0.2	0.6	0.1	0.0	0.4
Castings, nonferrous (except aluminum).....	10	2807	5.8	4.2	-0.1	-1.1	-0.3	0.0
Castings, nonferrous (except aluminum).....	10	280701	5.8	4.2	-0.1	-1.1	-0.3	0.0

See footnotes at end of table.

Table 7. Producer price index percentage changes for commodity and service groupings and individual items, not seasonally adjusted — Continued
 [August 2023]

Title	Commodity code		Unadjusted 12-month percent change ¹	Unadjusted 1-month percent change ¹				
	Group code	Item code		Aug. 2022 to Aug. 2023 ^P	Mar. to Apr.	Apr. to May ^P	May to June ^P	June to July ^P
Nonferrous die-castings (except aluminum).....	10	2807011	-3.2	-0.4	-0.5	-1.1	-0.2	-0.3
Copper base castings (excluding die-castings).....	10	2807013	3.3	-0.3	0.0	-2.0	-0.6	0.3
Metal containers.....	10	3	-3.5	0.2	0.3	-0.1	0.0	-1.6
Metal cans and can components.....	10	31	-3.2	0.2	0.0	-0.1	-0.1	-2.1
Steel cans and tinware end products.....	10	3102	2.2	0.0	0.0	-0.1	0.0	0.0
Steel cans and tinware end products.....	10	310231	2.2	0.0	0.0	-0.1	0.0	0.0
Aluminum cans and can components.....	10	3103	-6.5	0.4	0.0	0.0	-0.2	-3.5
Aluminum cans and can components.....	10	310331	-6.5	0.4	0.0	0.0	-0.2	-3.5
Barrels, drums, pails and other metal containers.....	10	32	-4.1	0.1	1.5	-0.2	0.6	0.7
Barrels, drums, pails and other metal containers.....	10	3201	-4.1	0.1	1.5	-0.2	0.6	0.7
Steel shipping barrels and drums (excl. beer barrels) (more than 12-gallon capacity).....	10	320106	-	0.3	5.1	-0.6	2.2	-
All other metal containers.....	10	320107	-3.2	0.0	0.0	0.0	0.0	-1.0
Hardware.....	10	4	2.4	0.0	0.0	0.2	0.1	0.0
Hardware, n.e.c.....	10	41	1.2	-0.4	0.0	0.0	0.1	0.0
Builders' hardware.....	10	4101	0.3	0.1	0.0	0.0	0.0	0.0
Builders' hardware (lock units, key blanks, door & window hardware, cabinet hardware, etc.).....	10	410104	0.3	0.1	0.0	0.0	0.0	0.0
Transportation equipment hardware.....	10	4103	4.8	-0.8	0.0	0.0	0.2	0.0
Motor vehicle hardware.....	10	410311	5.0	0.1	0.0	0.0	0.0	0.0
Other transportation equipment hardware, incl. marine & aircraft (excl. motor vehicle hardware).....	10	410341	6.4	-	0.0	0.0	1.0	0.0
Furniture hardware.....	10	4104	-3.6	-0.2	-0.4	-0.4	0.0	-0.2
Furniture hardware.....	10	410411	-3.6	-0.2	-0.4	-0.4	0.0	-0.2
Other miscellaneous hardware.....	10	4105	-1.8	-2.1	0.0	-0.2	0.1	-0.1
Other miscellaneous hardware.....	10	410502	-1.8	-2.1	0.0	-0.2	0.1	-0.1
Hand and edge tools.....	10	42	4.9	0.9	0.1	0.7	0.1	-0.1
Hand and edge tools.....	10	4201	4.9	0.9	0.1	0.7	0.1	-0.1
Mechanics hand service tools.....	10	420135	2.5	0.3	0.5	-0.1	0.4	-0.4
Edge tools, hand operated.....	10	420145	9.0	4.9	0.0	0.0	0.0	0.0
All other misc handtools, including cutting dies, machine & power-driven (except metal cutting).....	10	420155	3.1	0.3	0.0	0.0	0.0	0.0
Plumbing fixtures and fittings.....	10	5	2.3	-0.5	0.5	-0.1	0.2	0.0
Plumbing fixture fittings and trim.....	10	54	2.2	0.0	0.1	0.0	0.0	0.0
Plumbing fixtures, fittings, and trim.....	10	5402	2.2	0.0	0.1	0.0	0.0	0.0
Lavatory and sink fittings.....	10	540218	4.2	0.0	0.5	0.0	0.0	0.0
Miscellaneous plumbing fixtures, fittings, and trim.....	10	540223	0.3	0.0	0.0	0.0	0.0	0.0
Enameled iron & metal sanitary ware.....	10	56	3.1	-3.7	3.5	-0.8	1.2	0.1
Enameled iron and metal sanitary ware.....	10	5601	3.1	-3.7	3.5	-0.8	1.2	0.1
Enameled iron and metal sanitary ware.....	10	560102	3.1	-3.7	3.5	-0.8	1.2	0.1
Heating equipment.....	10	6	5.4	0.3	-0.3	0.2	0.1	0.2
Steam and hot water equipment.....	10	61	9.7	1.1	0.0	0.0	0.0	0.0
Steam and hot water equipment.....	10	6101	9.7	1.1	0.0	0.0	0.0	0.0
Cast iron heating boilers, radiators and convectors.....	10	610106	7.3	0.0	0.0	0.0	0.0	0.0
Furnaces and heaters, including parts.....	10	62	3.5	0.4	-0.7	0.4	0.2	0.5
Furnaces and heaters, including parts.....	10	6201	3.5	0.4	-0.7	0.4	0.2	0.5
Furnaces and heaters, including parts.....	10	620146	3.5	0.4	-0.7	0.4	0.2	0.5
Warm air furnaces, including parts.....	10	6201461	1.4	0.6	-1.0	0.5	-0.3	-0.4
Warm air furnaces.....	10	62014611	2.4	0.6	-1.1	0.5	-0.3	-0.5
Floor and wall furnaces, unit heaters, infrared heaters, & mechanical stokers, including parts.....	10	6201462	11.0	0.0	0.0	0.0	1.4	3.0
Other heating equipment, non-electric, including parts.....	10	63	11.0	0.3	0.0	0.2	-0.1	0.0
Other heating equipment, non-electric, including parts.....	10	6301	11.0	0.3	0.0	0.2	-0.1	0.0
Other heating equipment, non-electric, including parts.....	10	630161	11.0	0.3	0.0	0.2	-0.1	0.0
Domestic heating stoves.....	10	64	9.2	0.0	0.0	0.0	0.0	0.0
Domestic heating stoves.....	10	6401	9.2	0.0	0.0	0.0	0.0	0.0
Domestic heating stoves.....	10	640141	9.2	0.0	0.0	0.0	0.0	0.0
Domestic water heaters.....	10	66	0.3	0.0	0.0	0.0	0.0	0.0
Domestic water heaters.....	10	6601	0.3	0.0	0.0	0.0	0.0	0.0
Household water heaters, electric, for permanent installation.....	10	660101	0.1	0.0	0.0	0.0	0.0	0.0
Household water heaters, except electric.....	10	660114	0.4	0.0	0.0	0.0	0.0	0.0

See footnotes at end of table.

Table 7. Producer price index percentage changes for commodity and service groupings and individual items, not seasonally adjusted — Continued
 [August 2023]

Title	Commodity code		Unadjusted 12-month percent change ¹	Unadjusted 1-month percent change ¹				
	Group code	Item code		Aug. 2022 to Aug. 2023 ^P	Mar. to Apr.	Apr. to May ^P	May to June ^P	June to July ^P
Fabricated structural metal products.....	10	7	-1.5	0.6	-0.3	0.1	0.0	0.1
Metal doors, sash, and trim.....	10	71	0.6	0.5	0.0	-0.1	-0.1	0.3
Metal doors and frames (except storm).....	10	7102	1.6	0.8	0.0	-0.1	0.0	0.5
Metal doors and frames (except storm).....	10	710209	1.6	0.8	0.0	-0.1	0.0	0.5
Metal windows (except storm sash).....	10	7103	0.5	0.0	0.0	-0.4	-0.2	0.0
Metal windows (except storm sash).....	10	710313	0.5	0.0	0.0	-0.4	-0.2	0.0
Metal molding and trim and store fronts.....	10	7104	-8.3	0.0	0.0	-0.1	0.0	0.0
Metal molding and trim and store fronts.....	10	710413	-8.3	0.0	0.0	-0.1	0.0	0.0
Metal combination screen, storm sash, and storm doors.....	10	7105	14.0	0.0	0.0	0.0	0.0	0.0
Metal combination screen, storm sash, and storm doors.....	10	710515	14.0	0.0	0.0	0.0	0.0	0.0
Metal window and door screens (except combination screens) and metal weather strip.....	10	7107	0.0	0.0	0.0	-0.1	0.0	0.0
Metal window and door screens (except combination screens) and metal weather strip.....	10	710717	0.0	0.0	0.0	-0.1	0.0	0.0
Metal tanks.....	10	72	2.6	1.1	0.1	0.1	0.0	0.0
Metal tanks.....	10	7201	2.6	1.1	0.1	0.1	0.0	0.0
Metal tanks, heavy gauge, including field-erected.....	10	720123	2.6	1.1	0.1	0.1	0.0	0.0
Sheet metal products.....	10	73	-0.7	0.7	-0.4	0.8	0.3	0.4
Sheet metal products.....	10	7301	-0.7	0.7	-0.4	0.8	0.3	0.4
Sheet metal air-conditioning ducts and stove pipe.....	10	730120	0.1	0.0	0.0	-0.3	0.0	-0.8
Sheet metal roofing and roof drainage equipment.....	10	730170	1.8	-0.2	0.3	3.3	0.2	-0.1
Sheet metal electronic enclosures.....	10	7301C	6.4	5.5	-2.1	1.1	0.5	1.0
Steel sheet metal computer & peripheral equipment enclosures.....	10	7301C1	12.8	13.2	-4.6	0.3	0.7	2.3
Aluminum sheet metal computer & peripheral equipment enclosures.....	10	7301C2	6.8	0.0	0.0	6.5	0.3	0.0
Other sheet metal electronic enclosures (excl. computers).....	10	7301C3	0.6	0.0	0.0	0.2	0.5	0.0
Other sheet metal work.....	10	7301G	1.2	0.0	0.1	-0.5	0.0	0.5
Aluminum and other sheet metal work.....	10	7301G3	-2.2	0.0	0.2	-2.5	-0.1	0.9
Structural, architectural, and pre-engineered metal products.....	10	74	-4.0	0.7	-0.5	-0.3	-0.3	-0.1
Fabricated structural metal.....	10	7405	-1.7	0.3	-0.5	0.2	-0.1	0.0
Fabricated structural metal bar joists and concrete reinforcing bars.....	10	74051	-0.9	-0.5	-0.2	0.2	0.6	-0.3
Fabricated structural iron & steel for industrial bldgs metal bar joists, short span.....	10	740510	-10.6	0.0	-0.2	-0.3	-0.5	0.0
Fabricated structural iron & steel for commercial, residential, institutional, & public bldgs.....	10	740514	1.3	-0.6	-0.2	0.4	0.9	-0.4
Other fabricated structural metal, including for bridges.....	10	74055	-1.9	0.9	-0.7	0.1	-0.7	0.3
Fabricated structural metal for bridges.....	10	740553	-3.6	6.9	-4.8	1.8	-5.5	3.5
Other fabricated structural iron and steel, aluminum, and other metals.....	10	740554	-2.0	0.4	-0.3	0.0	-0.2	0.0
Custom roll form products.....	10	7407	-19.5	3.7	-2.2	-2.7	-2.2	-0.2
Custom roll form products.....	10	740775	-19.5	3.7	-2.2	-2.7	-2.2	-0.2
Ornamental and architectural metal work.....	10	7408	-2.2	0.0	0.1	-0.1	-0.1	-0.1
Iron, steel, and aluminum stairs, staircases and fire escapes.....	10	740803	-1.4	0.2	0.3	-0.1	-0.1	-0.1
Steel and aluminum fences, gates (not wire), and railings and window guards.....	10	740813	-1.6	0.2	0.0	-0.1	-0.5	0.0
Open metal flooring, grating and studs.....	10	740814	-	-	-	-	0.0	-
Other architectural and ornamental metal work.....	10	74082	-6.3	0.0	0.0	0.0	0.0	0.0
Other aluminum and metal architectural and ornamental work.....	10	740821	0.6	0.0	0.0	0.0	0.0	0.0
Metal stalls and corrals.....	10	740824	-	0.0	0.0	0.0	0.0	-
Fabricated metal pipe, tube, and fittings.....	10	7411	1.5	0.8	-0.2	-1.4	0.0	-0.6
Fabricated metal pipe, tube, and fittings.....	10	741151	1.5	0.8	-0.2	-1.4	0.0	-0.6
Heat exchangers and steam condensers.....	10	75	4.6	-0.1	0.0	0.0	1.3	0.2
Heat exchangers and steam condensers.....	10	7501	4.6	-0.1	0.0	0.0	1.3	0.2
Heat exchangers and steam condensers (except for nuclear applications).....	10	750103	3.3	-0.2	0.0	0.0	0.1	0.3
Fabricated steel plate.....	10	76	-1.6	0.0	0.0	0.0	0.0	0.0
Fabricated steel plate.....	10	7601	-1.6	0.0	0.0	0.0	0.0	0.0
Fabricated steel plate.....	10	760102	-1.6	0.0	0.0	0.0	0.0	0.0
Prefabricated metal buildings.....	10	79	1.5	-0.1	-0.3	1.4	1.0	0.1
Prefabricated metal building systems (excl. farm service bldgs, residential bldgs, and parts).....	10	7901	5.5	0.5	0.0	0.0	1.2	-0.4
Prefabricated metal building systems (excl. farm service bldgs, residential bldgs, and parts).....	10	790101	5.5	0.5	0.0	0.0	1.2	-0.4
Farm service buildings and other prefabricated and portable buildings, steel and aluminum.....	10	7902	-3.5	-0.2	0.0	0.0	-0.4	-0.4
Farm service buildings and other prefabricated and portable buildings, steel and aluminum.....	10	790201	-3.5	-0.2	0.0	0.0	-0.4	-0.4

See footnotes at end of table.

Table 7. Producer price index percentage changes for commodity and service groupings and individual items, not seasonally adjusted — Continued
 [August 2023]

Title	Commodity code		Unadjusted 12-month percent change ¹	Unadjusted 1-month percent change ¹				
	Group code	Item code		Aug. 2022 to Aug. 2023 ^P	Mar. to Apr.	Apr. to May ^P	May to June ^P	June to July ^P
Panels, parts, and sections for prefabricated buildings, steel and aluminum.....	10	7903	-11.7	-3.0	-1.8	9.7	1.0	2.8
Panels, parts, and sections for prefabricated buildings, steel and aluminum.....	10	790354	-11.7	-3.0	-1.8	9.7	1.0	2.8
Miscellaneous metal products.....	10	8	1.9	0.2	0.0	0.3	0.2	-0.5
Bolts, nuts, screws, rivets, and washers.....	10	81	4.6	0.4	0.8	0.6	0.8	-0.4
Externally threaded fasteners, except aircraft types.....	10	8102	3.4	0.7	0.5	1.0	-0.4	-0.8
Hex bolts, including heavy, tap-and-joint.....	10	810206	2.9	-0.3	2.2	0.6	0.6	0.4
Cap, set, machine, lag, flange, and self-locking screws, except aircraft types.....	10	810231	4.8	0.8	0.2	-0.1	0.2	-0.9
Other metal bolts, incl. square, round, plow, high-strength structural, and bent.....	10	810262	11.4	2.1	2.9	0.0	0.0	0.0
Other externally threaded metal fasteners, including studs, except aircraft types.....	10	810263	-0.8	0.4	-0.6	3.0	-1.6	-1.3
Internally threaded fasteners, except aircraft types.....	10	8103	4.9	0.9	0.0	1.2	-0.2	-0.2
Internally threaded fasteners, except aircraft types.....	10	810312	4.9	0.9	0.0	1.2	-0.2	-0.2
Nonthreaded metal fasteners, except aircraft types.....	10	8104	4.5	0.0	0.4	0.2	0.0	-0.3
Nonthreaded metal fasteners, except aircraft types.....	10	810424	4.5	0.0	0.4	0.2	0.0	-0.3
Aircraft fasteners, except plastics (including aerospace).....	10	8105	4.1	0.0	2.0	0.0	0.0	0.0
Aircraft fasteners, except plastics (including aerospace).....	10	810536	4.1	0.0	2.0	0.0	0.0	0.0
Formed products, except fasteners, made by cold-, warm-, or hot-heading processes.....	10	8106	-	0.0	0.0	0.0	-	-
Formed products, except fasteners, made by cold-, warm-, or hot-heading processes.....	10	810648	-	0.0	0.0	0.0	-	-
Lighting fixtures.....	10	83	3.9	0.0	0.4	0.1	0.5	-0.1
Residential electric lighting fixtures, except portable.....	10	8302	0.7	0.1	0.0	0.0	0.0	0.0
Residential electric lighting fixtures, except portable.....	10	830225	0.7	0.1	0.0	0.0	0.0	0.0
Commercial, institutional and industrial electric lighting fixtures.....	10	8303	4.4	0.0	0.7	0.2	0.7	-0.2
Commercial and institutional electric lighting fixtures, including parts and accessories.....	10	830302	2.6	0.0	0.8	0.2	0.1	-0.2
Industrial electric lighting fixtures, including parts and accessories.....	10	830304	12.2	0.0	0.0	0.0	3.9	0.0
Other lighting equipment.....	10	8305	3.9	0.0	0.0	0.0	0.2	0.0
Outdoor lighting equipment (including parts and accessories).....	10	830522	0.7	0.0	0.0	0.0	0.0	0.0
All other miscellaneous electric and nonelectric lighting equipment, incl parts and accessories.....	10	830524	6.2	0.0	0.0	0.0	0.4	0.0
Ammunition, except for small arms.....	10	85	3.4	0.0	0.4	0.0	0.2	0.0
Ammunition, except for small arms.....	10	8501	3.4	0.0	0.4	0.0	0.2	0.0
Ammunition, except for small arms.....	10	850101	3.4	0.0	0.4	0.0	0.2	0.0
Ordnance and ordnance accessories, n.e.c.....	10	86	11.9	0.0	0.0	0.0	11.3	0.0
Ordnance and ordnance accessories, n.e.c.....	10	8601	11.9	0.0	0.0	0.0	11.3	0.0
Ordnance and ordnance accessories, n.e.c.....	10	860101	11.9	0.0	0.0	0.0	11.3	0.0
Fabricated ferrous wire products.....	10	88	-8.9	0.3	-0.1	-0.8	-1.3	-0.7
Ferrous wire rope, cable, forms and strand.....	10	8801	-18.8	0.7	0.0	-1.3	-0.5	-2.2
Ferrous wire rope, cable, forms and strand.....	10	880101	-18.8	0.7	0.0	-1.3	-0.5	-2.2
Ferrous wire cloth, other woven wire products.....	10	8807	1.7	0.0	0.0	-1.0	0.0	0.0
Ferrous wire cloth, other woven wire products.....	10	880701	1.7	0.0	0.0	-1.0	0.0	0.0
Other fabricated ferrous wire products.....	10	8809	-4.7	0.2	-0.1	-0.6	-1.2	-0.2
Steel fencing and fence gates.....	10	880993	-9.1	-0.7	-0.1	0.8	0.1	0.9
Other fabricated ferrous wire products, n.e.c.....	10	880996	-3.7	0.4	-0.1	-0.8	-1.4	-0.3
Steel nails, staples, tacks, spikes and brads.....	10	8812	-15.9	0.0	0.0	0.0	-6.6	-0.1
Steel nails, staples, tacks, spikes and brads.....	10	881201	-15.9	0.0	0.0	0.0	-6.6	-0.1
Other miscellaneous metal products.....	10	89	2.6	0.1	-0.1	0.4	0.2	-0.5
Wire springs.....	10	8904	9.6	-0.1	0.0	-0.1	0.6	-0.1
Precision mechanical wire springs.....	10	890424	8.7	-0.3	-0.1	-0.3	1.2	-0.2
Precision mechanical extension- and torsion-type wire springs.....	10	8904241	-0.5	-0.2	0.0	-0.7	1.5	-0.4
Precision mechanical compression-type springs.....	10	8904242	15.2	-0.3	-0.1	0.0	1.0	0.0
Other metal products.....	10	8905	1.7	0.2	-0.1	0.4	0.1	-0.6
Automotive job stampings.....	10	890507	2.7	0.2	0.0	0.6	0.4	-0.6
Precision turned products, automotive.....	10	890521	6.5	0.0	0.0	1.6	0.3	0.0
Precision turned products, except automotive.....	10	890522	3.1	0.0	-0.3	0.3	-0.6	-1.5
Metal powders, paste, and flake.....	10	890564	-3.2	1.0	-0.1	-0.6	-0.3	0.1
Powder metallurgy parts, except bearings, gears, etc.....	10	890571	-	0.8	0.2	0.0	1.4	-
Other fabricated metal products.....	10	890589	-1.0	-0.3	-0.2	-0.3	-0.3	0.3
Metal stampings n.e.c.....	10	8907	-0.1	-0.1	-0.1	1.0	0.4	-0.8
Metal job stampings, except automotive.....	10	890701	-1.4	-0.2	-0.2	1.4	0.3	-1.2
Recreational vehicle metal job stamping.....	10	8907011	-	-2.5	0.0	12.4	0.0	-

See footnotes at end of table.

Table 7. Producer price index percentage changes for commodity and service groupings and individual items, not seasonally adjusted — Continued
 [August 2023]

Title	Commodity code		Unadjusted 12-month percent change ¹	Unadjusted 1-month percent change ¹				
	Group code	Item code		Aug. 2022 to Aug. 2023 ^P	Mar. to Apr.	Apr. to May ^P	May to June ^P	June to July ^P
Motor and generator metal job stamping.....	10	8907012	-2.0	0.4	0.0	0.0	3.8	-1.0
Other metal job stampings.....	10	8907013	0.5	0.2	-0.3	0.0	0.2	-1.6
Metal foil and leaf.....	10	8908	13.6	-0.5	0.0	0.0	0.7	0.0
Flexible packaging foil.....	10	890811	13.6	-0.5	0.0	0.0	0.7	0.0
Heavy gauge springs.....	10	8909	34.9	0.3	-0.1	2.0	0.0	0.0
Cold formed steel springs, except wire.....	10	890913	70.2	0.5	-0.1	0.1	0.0	0.0
Machinery and equipment.....	11	—	4.7	0.4	0.2	0.1	0.3	0.2
Agricultural machinery and equipment.....	11	1	3.7	0.4	0.2	0.1	0.3	-0.1
Agricultural machinery and equipment.....	11	14	3.7	0.4	0.2	0.1	0.3	-0.1
Commercial turf and grounds care equipment, including parts and attachments.....	11	1401	1.3	0.6	0.0	0.0	0.0	0.0
Commercial turf and grounds care equipment, including parts and attachments.....	11	140111	1.3	0.6	0.0	0.0	0.0	0.0
Farm plows, harrows, rollers, pulverizers, etc., and attachments.....	11	1402	5.5	0.0	0.0	2.1	0.0	0.0
Farm plows, harrows, rollers, pulverizers, etc., and attachments.....	11	140211	5.5	0.0	0.0	2.1	0.0	0.0
Farm dairy equipment, sprayers and dusters, farm blowers, and attachments.....	11	1404	0.5	0.0	0.0	0.0	0.0	0.0
Farm dairy equipment, sprayers and dusters, farm blowers, and attachments.....	11	140411	0.5	0.0	0.0	0.0	0.0	0.0
Planting, seeding, and fertilizing machinery and attachments.....	11	1405	6.5	0.0	0.0	0.1	-0.3	-1.4
Planting, seeding, and fertilizing machinery and attachments.....	11	140511	6.5	0.0	0.0	0.1	-0.3	-1.4
Harvesting machinery (except hay and straw) and attachments.....	11	1406	—	-0.2	0.2	0.2	0.3	—
Harvesting machinery (except hay and straw) and attachments.....	11	140611	—	-0.2	0.2	0.2	0.3	—
Haying machinery and attachments.....	11	1407	10.5	1.2	0.0	0.0	4.9	0.0
Haying machinery and attachments.....	11	140711	10.5	1.2	0.0	0.0	4.9	0.0
All other farm machinery and equipment, excluding parts, including attachments.....	11	1408	-1.7	0.8	0.3	0.3	0.0	0.1
All other farm machinery and equipment, excluding parts, including attachments.....	11	140811	-1.7	0.8	0.3	0.3	0.0	0.1
Parts for farm machinery, for sale separately.....	11	1409	3.5	0.3	0.4	-0.8	0.1	0.6
Parts for farm machinery, for sale separately.....	11	140911	3.5	0.3	0.4	-0.8	0.1	0.6
Construction machinery and equipment.....	11	2	6.0	0.3	0.1	0.0	1.6	-0.5
Tractors and attachments, ex. parts.....	11	2A	5.3	0.0	0.1	0.0	1.8	-1.6
Construction machinery for mounting (excluding parts, winches, snow clearing attachments).....	11	2A03	9.9	0.1	0.0	0.0	1.7	-2.4
Construction machinery for mounting (excluding parts, winches, snow clearing attachments).....	11	2A0302	9.9	0.1	0.0	0.0	1.7	-2.4
Tractor shovel loaders (skid steer, wheel, crawler, and integral design backhoes).....	11	2A04	4.4	0.0	0.2	0.0	1.2	-2.4
Tractor shovel loaders (skid steer, wheel, crawler, and integral design backhoes).....	11	2A0406	4.4	0.0	0.2	0.0	1.2	-2.4
Construction wheel and crawler tractors, dozers, self-propelled log skidders, etc.....	11	2A05	6.7	0.0	0.0	0.0	3.0	0.0
Construction wheel and crawler tractors, dozers, self-propelled log skidders, etc.....	11	2A0501	6.7	0.0	0.0	0.0	3.0	0.0
Power cranes, draglines, & shovels (excavators) (incl. surface mining equipment) (excl. parts).....	11	2B	8.7	0.3	0.0	-0.1	3.5	-0.3
Power cranes, draglines, & shovels (excavators) (incl. surface mining equip.) (excluding parts).....	11	2B05	8.7	0.3	0.0	-0.1	3.5	-0.3
Power cranes, draglines, & shovels (excavators) (incl. surface mining equip.) (excluding parts).....	11	2B0504	8.7	0.3	0.0	-0.1	3.5	-0.3
Mixers, pavers, and related equipment (excluding parts).....	11	2C	10.3	2.2	0.0	0.0	0.7	0.0
Mixers, pavers, and related equipment (excluding parts).....	11	2C01	10.3	2.2	0.0	0.0	0.7	0.0
Mixers, pavers, and related equipment (excluding parts).....	11	2C0109	10.3	2.2	0.0	0.0	0.7	0.0
Off-highway, equipment, ex. parts.....	11	2D	7.7	0.0	0.0	0.0	2.7	0.0
Off-highway trucks, haulers, truck-type tractor chassis, trailers, etc. (excluding parts).....	11	2D02	—	0.1	0.0	—	—	—
Off-highway trucks, haulers, truck-type tractor chassis, trailers, etc. (excluding parts).....	11	2D0201	—	0.1	0.0	—	—	—
Graders, rollers & compactors, rough-terrain forklifts, scrapers, trenchers, etc. (excl. parts).....	11	2D03	6.7	0.0	0.1	0.0	1.9	0.0
Graders, rollers & compactors, rough-terrain forklifts, scrapers, trenchers, etc. (excl. parts).....	11	2D0301	6.7	0.0	0.1	0.0	1.9	0.0
Misc. construction machinery and equipment.....	11	2J	2.7	0.0	0.1	0.0	0.0	0.0
Winches, aerial work platforms, and automotive wrecker hoists, including parts and attachments.....	11	2J01	4.2	0.0	0.2	0.0	0.0	0.0
Winches, aerial work platforms, and automotive wrecker hoists, including parts and attachments.....	11	2J0101	4.2	0.0	0.2	0.0	0.0	0.0

See footnotes at end of table.

Table 7. Producer price index percentage changes for commodity and service groupings and individual items, not seasonally adjusted — Continued
 [August 2023]

Title	Commodity code		Unadjusted 12-month percent change ¹	Unadjusted 1-month percent change ¹				
	Group code	Item code		Aug. 2022 to Aug. 2023 ^P	Mar. to Apr.	Apr. to May ^P	May to June ^P	June to July ^P
Other construction machinery and equipment (excluding parts).....	11	2J03	1.6	0.0	0.0	0.0	0.0	0.0
Other construction machinery and equipment (excluding parts).....	11	2J0301	1.6	0.0	0.0	0.0	0.0	0.0
Parts for construction machinery and equipment, sold separately.....	11	2K	5.7	0.6	0.2	0.7	-0.1	0.0
Parts for construction machinery and equipment, sold separately.....	11	2K01	5.7	0.6	0.2	0.7	-0.1	0.0
Parts for cranes, draglines, and shovels (including surface mining equipment) (sold separately).....	11	2K0101	12.7	0.0	0.0	1.6	-0.1	0.0
Parts for off-highway wheel tractors and shovel loaders (sold separately).....	11	2K0102	1.9	0.0	0.0	0.0	0.0	0.0
Parts for other construction machinery (sold separately).....	11	2K0103	2.1	1.2	0.3	0.0	0.0	0.0
Metalworking machinery and equipment.....	11	3	5.7	0.5	0.6	0.3	0.1	0.2
Power-driven handtools, including parts and attachments.....	11	32	11.6	0.0	6.4	0.0	0.0	0.0
Power-driven handtools, including parts and attachments.....	11	3211	11.6	0.0	6.4	0.0	0.0	0.0
Power-driven handtools, including parts and attachments.....	11	321101	11.6	0.0	6.4	0.0	0.0	0.0
Power-driven handtools, pneumatic, hydraulic, and powder-actuated.....	11	3211011	10.2	0.0	5.6	0.0	0.0	0.0
Power-driven handtools, electric (except battery powered), including parts.....	11	3211014	12.1	0.1	7.0	0.0	0.0	0.0
Welding machines and equipment.....	11	33	2.1	1.9	0.0	0.0	0.1	0.0
Arc welding machines, components, and accessories, excluding electrodes and stud welding equip.....	11	3301	3.0	3.0	0.0	0.0	0.0	0.0
Arc welding machines, components, and accessories, excluding electrodes and stud welding equip.....	11	330175	3.0	3.0	0.0	0.0	0.0	0.0
Resistance welders, components, accessories, and electrodes.....	11	3302	—	0.0	0.0	0.0	—	—
Resistance welders, components, accessories, and electrodes.....	11	330276	—	0.0	0.0	0.0	—	—
Gas welding and cutting equipment, parts, attachments, and accessories.....	11	3304	4.5	0.4	0.0	0.0	1.1	0.0
Gas welding and cutting equipment, parts, attachments, and accessories.....	11	330461	4.5	0.4	0.0	0.0	1.1	0.0
Other welding equipment, components, and accessories (excluding arc, resistance, and gas).....	11	3306	2.4	0.4	0.0	0.0	0.0	0.0
Other welding equipment, components, and accessories (excluding arc, resistance, and gas).....	11	330629	2.4	0.4	0.0	0.0	0.0	0.0
Industrial process furnaces and ovens.....	11	34	6.2	1.3	1.0	0.1	0.6	1.1
Industrial process furnaces and ovens, except parts and attachments.....	11	3407	5.6	1.0	0.6	0.1	0.8	0.4
Industrial process furnaces and ovens, except parts and attachments.....	11	340711	5.6	1.0	0.6	0.1	0.8	0.4
Parts and attachments for industrial process furnaces and ovens.....	11	3409	8.0	2.0	2.1	0.0	0.0	3.0
Parts and attachments for industrial process furnaces and ovens.....	11	340901	8.0	2.0	2.1	0.0	0.0	3.0
Cutting tools and accessories.....	11	35	4.0	0.0	0.1	0.5	0.0	0.1
Small cutting tools.....	11	3501	3.9	0.0	0.1	0.3	0.1	0.1
End mills and milling cutters.....	11	350144	5.0	-0.1	0.1	0.1	0.3	0.0
Threading tools, including blanks, tips and inserts.....	11	350145	2.1	0.0	0.0	1.4	0.0	0.0
Carbon and high-speed steel, shank, solid, tipped carbide twist drills.....	11	350146	4.3	0.0	0.9	2.1	0.2	0.0
Taps, carbide indexable, and throwaway inserts for machine tools.....	11	350147	5.1	0.0	0.0	0.0	0.0	0.6
Other cutting tools for machine tools, excluding tips and blanks.....	11	350149	3.9	0.0	0.0	0.0	0.0	0.0
Other machine tool attachments and accessories.....	11	3505	9.2	0.0	0.0	2.2	0.0	0.5
Other machine tool attachments and accessories.....	11	350501	9.2	0.0	0.0	2.2	0.0	0.5
Abrasive products.....	11	36	5.4	0.9	0.1	0.0	-0.4	0.1
Nonmetallic sized grains, powders, and flour abrasives (incl. graded only).....	11	3601	0.5	0.0	0.0	0.0	0.0	0.4
Nonmetallic sized grains, powders, and flour abrasives (incl. graded only).....	11	360105	0.5	0.0	0.0	0.0	0.0	0.4
Nonmetallic abrasive products (including diamond abrasives).....	11	3603	8.3	0.1	0.0	0.7	0.3	0.0
Nonmetallic abrasive products (including diamond abrasives).....	11	360311	8.3	0.1	0.0	0.7	0.3	0.0
Nonmetallic coated abrasive products and buffing wheels, polishing wheels, and laps.....	11	3605	7.0	0.5	0.1	0.0	0.0	0.0
Nonmetallic coated abrasive products and buffing wheels, polishing wheels, and laps.....	11	360505	7.0	0.5	0.1	0.0	0.0	0.0
Metal cutting machine tools.....	11	37	4.1	0.0	0.5	0.0	0.5	0.0
Other metal-cutting machine tools.....	11	3720	2.3	0.0	0.7	0.0	0.6	0.0
Other metal-cutting machine tools.....	11	372041	2.3	0.0	0.7	0.0	0.6	0.0
Metal machining centers.....	11	3721	5.9	0.0	0.0	0.0	0.0	0.0
Metal machining centers.....	11	372121	5.9	0.0	0.0	0.0	0.0	0.0
Rebuilt metal-cutting machine tools and parts for metal-cutting machine tools.....	11	3753	8.1	0.0	0.0	-0.1	1.3	0.0
Rebuilt metal-cutting machine tools and parts for metal-cutting machine tools.....	11	375311	8.1	0.0	0.0	-0.1	1.3	0.0
Metal forming machine tools.....	11	38	4.2	0.0	2.3	0.1	0.0	0.0

See footnotes at end of table.

Table 7. Producer price index percentage changes for commodity and service groupings and individual items, not seasonally adjusted — Continued
 [August 2023]

Title	Commodity code		Unadjusted 12-month percent change ¹	Unadjusted 1-month percent change ¹				
	Group code	Item code		Aug. 2022 to Aug. 2023 ^P	Mar. to Apr.	Apr. to May ^P	May to June ^P	June to July ^P
Metal-forming machine tools (except rebuilt and parts).....	11	3826	3.9	0.0	1.7	0.0	0.0	0.0
Metal punching and shearing (power & manual), and bending and forming machines (power only).....	11	382611	5.8	0.0	1.2	0.0	0.0	0.0
Metalworking presses (except forging and die-stamping presses).....	11	382631	-	0.0	-	-	-	-
Rebuilt metal-forming machine tools and parts for metal-forming machine tools.....	11	3852	4.1	0.0	3.3	0.2	0.0	0.0
Rebuilt metal-forming machine tools and parts for metal-forming machine tools.....	11	385205	4.1	0.0	3.3	0.2	0.0	0.0
Tools, dies, jigs, fixtures & ind. molds.....	11	39	5.8	0.2	0.1	0.7	0.1	0.3
Special tools, dies, jigs, and fixtures.....	11	3901	4.0	0.3	0.2	1.1	0.2	0.5
Special tools, dies, jigs, and fixtures.....	11	390135	4.0	0.3	0.2	1.1	0.2	0.5
Jigs and fixtures, including parts.....	11	3901351	5.4	0.2	0.3	1.1	0.3	0.1
Metalworking dies and die sets.....	11	3901353	5.9	0.0	0.3	2.1	0.3	1.7
Standard punches, industrial prototypes, die parts & other special tooling for dies.....	11	3901357	1.4	0.7	0.0	0.5	0.0	0.0
Industrial molds and mold boxes.....	11	3903	8.6	0.0	0.0	0.0	0.0	0.0
Industrial injection-type molds made of metal for plastics.....	11	390312	0.1	0.0	0.0	0.0	0.0	0.0
Other industrial molds and mold boxes.....	11	390331	13.2	0.0	0.0	0.0	0.0	0.0
Metalworking machinery n. e. c.....	11	3A	11.3	-0.5	-0.2	-0.3	0.0	0.0
Other metalworking machinery.....	11	3A02	3.3	0.0	0.0	0.0	0.0	0.0
Other metalworking machinery.....	11	3A0201	3.3	0.0	0.0	0.0	0.0	0.0
General purpose machinery and equipment.....	11	4	5.9	1.0	0.5	0.0	0.2	0.0
Pumps, compressors, and equipment.....	11	41	7.5	-0.1	1.3	0.3	0.8	0.0
Industrial pumps, except hydraulic fluid power pumps.....	11	4102	12.2	-0.3	3.9	0.3	1.1	0.0
Industrial pumps, except hydraulic fluid power pumps.....	11	410212	12.2	-0.3	3.9	0.3	1.1	0.0
Parts and attachments for air and gas compressors and vacuum pumps.....	11	4107	6.9	0.0	0.4	0.4	1.4	0.8
Parts and attachments for air and gas compressors, ex. refrigeration, ice making, & a/c.....	11	410701	6.9	0.0	0.4	0.4	1.4	0.8
Domestic water systems.....	11	4113	6.6	0.0	0.1	0.0	0.0	0.0
Domestic water systems.....	11	411311	6.6	0.0	0.1	0.0	0.0	0.0
Air and gas compressors and vacuum pumps.....	11	4115	7.4	0.1	0.5	0.5	1.5	-0.4
Air and gas compressors and vacuum pumps.....	11	411501	7.4	0.1	0.5	0.5	1.5	-0.4
Other pumps, including parts and attachments.....	11	4119	2.7	0.0	0.1	0.3	0.0	0.1
Parts and attachments for pumps.....	11	411911	5.3	0.1	0.4	1.0	0.0	0.0
All other pumps, including domestic sump, oil well, and oil field pumps.....	11	411915	1.5	0.0	0.0	0.0	0.0	0.1
Oil-well and oil-field pumps.....	11	4119153	-	0.0	0.0	4.4	0.0	0.3
Other pumps, except automotive circulating pumps, and measuring & dispensing pumps.....	11	4119155	2.1	0.0	0.0	0.0	0.0	0.1
Elevators, escalators, and other lifts.....	11	42	5.9	1.3	0.0	0.0	0.0	0.0
Elevators and moving stairways.....	11	4201	4.5	1.5	0.0	0.0	0.0	0.0
Elevators and moving stairways.....	11	420112	4.5	1.5	0.0	0.0	0.0	0.0
Parts and attachments for elevators and moving stairs (sold separately).....	11	4202	14.8	0.0	0.0	0.0	0.0	-0.2
Parts and attachments for elevators and moving stairs (sold separately).....	11	420221	14.8	0.0	0.0	0.0	0.0	-0.2
Fluid power equipment.....	11	43	10.9	6.7	0.0	0.2	0.5	-0.4
Fluid power pumps and parts.....	11	4301	4.0	0.0	0.0	0.0	0.3	0.1
Nonaerospace-type reciprocating fluid power pumps.....	11	430112	7.4	0.0	0.0	0.0	-0.1	0.0
Nonaerospace-type fluid power motors.....	11	430115	3.2	0.0	0.0	0.0	0.0	0.4
Parts for fluid power pumps, motors, and hydrostatic transmissions.....	11	430119	0.4	0.0	0.0	-0.1	0.0	0.0
Fluid power valves.....	11	4302	2.2	0.6	0.3	0.5	-0.1	0.0
Fluid power valves.....	11	430201	2.2	0.6	0.3	0.5	-0.1	0.0
Nonaerospace type hydraulic directional control valves.....	11	4302013	3.4	0.0	0.7	0.0	0.0	0.0
Nonaerospace type pneumatic directional control valves.....	11	4302015	5.1	0.0	0.0	1.1	0.1	0.0
Aerospace type fluid power valves.....	11	430201A	1.0	0.0	0.0	1.0	0.0	0.0
Fluid power cylinders, actuators, accumulators, cushions, & parts.....	11	4303	4.5	0.7	0.0	0.4	0.0	0.2
Non-aerospace hydraulic & all aerospace-type fluid power cylinders.....	11	430312	3.6	0.2	0.0	0.6	0.0	0.3
Non-aerospace pneumatic fluid power cylinders.....	11	430313	-	0.0	0.0	-	-	-
Parts for hydraulic & pneumatic cylinders and actuators.....	11	430315	10.5	2.6	0.0	0.1	0.0	0.0
Fluid power hose and tube fittings.....	11	4304	34.8	26.3	0.0	0.0	1.6	-1.6
Fluid power hose and tube fittings.....	11	430406	34.8	26.3	0.0	0.0	1.6	-1.6
Nonaerospace type flared (metal) fittings, couplings, and assemblies.....	11	4304062	1.0	0.0	0.0	0.0	0.0	0.0
Parts for fluid power valves.....	11	4305	0.5	0.3	-0.8	0.8	0.0	0.0
Parts for fluid power valves.....	11	430501	0.5	0.3	-0.8	0.8	0.0	0.0
Industrial material handling equipment.....	11	44	5.0	0.0	0.4	0.3	0.1	0.0

See footnotes at end of table.

Table 7. Producer price index percentage changes for commodity and service groupings and individual items, not seasonally adjusted — Continued
 [August 2023]

Title	Commodity code		Unadjusted 12-month percent change ¹	Unadjusted 1-month percent change ¹				
	Group code	Item code		Aug. 2022 to Aug. 2023 ^P	Mar. to Apr.	Apr. to May ^P	May to June ^P	June to July ^P
Conveying equipment, except parts and accessories.	11	4402	4.0	0.3	0.3	0.0	-0.1	0.0
Unit handling conveyors and conveying systems.	11	440212	0.6	0.2	0.1	-0.1	-0.1	0.0
Unit handling gravity and trolley conveyors and conveying systems. ...	11	4402122	1.0	0.1	0.0	0.0	0.0	0.0
All other unit handling conveyors, including tow, belt, roller, pneumatic, portable, etc.	11	4402124	0.7	0.4	0.3	-0.3	-0.3	0.0
Bulk material handling conveyors and conveying systems.	11	440216	9.0	0.3	0.6	0.3	0.0	0.0
Industrial trucks, trailers, and stackers.	11	4403	6.1	0.0	0.5	0.6	0.1	0.0
Industrial trucks, tractors, mobile straddle carriers & cranes, & automatic stacking machines.	11	44035	6.5	0.0	0.6	0.7	0.1	0.0
Work trucks with lifting & handling equipment, riding, electric, self-propelled.	11	440353	9.0	0.2	2.3	0.1	0.0	0.0
Work trucks with lifting & handling equipment, non-riding electric or any non-electric.	11	440356	4.3	-0.4	1.2	0.1	0.0	0.0
Work trucks not fitted with lifting & handling equipment, electric or non-electric.	11	440357	4.6	0.0	0.0	1.1	0.3	0.0
Bulk powered material moving equipment, dock boards, and metal pallets and skids.	11	440358	0.4	0.0	0.0	0.8	0.0	0.0
Parts and attachments for industrial trucks and tractors.	11	440378	3.8	-0.1	0.2	0.0	0.0	0.0
Hoists, overhead cranes, and monorail systems.	11	4404	2.9	-1.0	0.9	0.4	0.2	0.0
Hoists and parts and attachments for hoists (sold separately).	11	440481	4.2	-0.4	0.0	0.7	0.0	0.0
Overhead traveling cranes and monorail systems, including parts and attachments sold separately.	11	440485	2.0	-1.7	1.9	0.0	0.5	0.0
Parts and accessories for conveyors and conveying systems.	11	4406	4.4	0.1	0.0	0.0	0.0	0.0
Parts and accessories for unit handling conveyors and conveying systems.	11	440601	0.7	0.3	0.0	0.1	0.0	0.0
Parts and accessories for bulk material handling conveyors and conveying systems.	11	440602	6.5	0.0	0.0	0.0	0.0	0.0
Mechanical power transmission equipment.	11	45	6.2	0.2	0.4	0.2	0.0	0.2
Speed changers, drives, gears.	11	4501	7.4	0.0	0.9	0.2	0.0	0.0
Loose gear, pinions and racks.	11	450108	-	0.0	2.0	0.0	0.0	0.0
Speed changers and industrial high speed drives & parts other than loose gearing.	11	450117	7.6	0.1	-0.1	0.3	0.0	0.0
Other power transmission equipment.	11	4502	4.7	0.3	0.2	0.2	0.0	0.4
Mechanical power transmission equipment, excl. speed changers, drives, & gears.	11	450212	5.8	0.3	0.2	0.2	0.0	0.5
Scales and balances.	11	46	7.4	0.2	0.2	1.2	0.2	0.0
Vehicle and industrial scales.	11	4611	7.8	0.2	0.2	1.6	0.1	0.0
Vehicle and industrial scales.	11	461101	7.8	0.2	0.2	1.6	0.1	0.0
Motor truck and railroad track scales.	11	4611011	3.4	0.0	0.0	0.0	0.0	0.0
Industrial scales (including automatic checkweigher and bulkweigher scales).	11	4611012	10.9	0.7	0.7	0.5	0.5	0.0
Miscellaneous non-vehicle scales (crane, susp., tank, hopper, measuring dev, lab, bulk conveyer).	11	4611013	14.7	0.0	0.0	7.3	0.0	0.0
Retail, commercial, household, and mailing scales and balances.	11	4612	7.8	0.0	0.0	0.0	0.2	0.0
Retail, commercial, household, and mailing scales and balances.	11	461201	7.8	0.0	0.0	0.0	0.2	0.0
Parts, attachments, and accessories for scales and balances.	11	4613	9.2	0.4	0.8	0.3	0.4	0.0
Parts, attachments, and accessories for scales and balances.	11	461301	9.2	0.4	0.8	0.3	0.4	0.0
Air purification equipment and industrial and commercial fans and blowers.	11	47	3.3	0.0	0.7	0.2	0.0	0.0
Fan, blower, air purification equipment.	11	4701	3.3	0.0	0.7	0.2	0.0	0.0
Dust collection and other air purification equipment for cleaning incoming air.	11	470143	4.4	-0.1	0.4	0.5	0.0	-0.1
Air filters for air-conditioners and furnaces, etc., of 2400 CFM or less, except parts.	11	4701431	4.1	0.0	0.8	0.9	0.0	0.0
Other dust collection and air purification equipment, except parts.	11	4701432	9.1	0.0	0.0	0.0	0.0	-0.4
Parts for dust collection and air purification equipment.	11	4701433	0.4	-0.3	0.0	0.0	0.0	0.0
Industrial and commercial fans and blowers.	11	470145	4.3	0.0	1.2	0.0	0.0	0.0
Centrifugal blower filter units, and classes I-IV centrifugal fans, except parts.	11	4701452	3.9	0.0	1.1	0.0	0.0	0.0
Other centrifugal fans and blowers, except parts.	11	4701453	6.8	0.0	1.2	0.0	0.0	0.0
Axial fans and industrial propeller fans, except parts.	11	4701457	1.7	0.0	1.7	0.0	0.0	0.0
Power roof ventilators, except parts.	11	4701458	1.8	0.0	1.6	0.0	0.0	0.0
Parts and accessories for fans and blowers.	11	4701459	-2.4	0.0	0.5	0.0	0.0	0.0
Air conditioning and refrigeration equip.	11	48	4.4	0.2	0.5	-0.4	0.2	0.1
Unitary air-conditioners, except air source heat pumps.	11	4802	5.9	0.1	1.2	-0.9	0.9	0.8
Unitary air-conditioners, except air source heat pumps.	11	480222	5.9	0.1	1.2	-0.9	0.9	0.8
Commercial refrigeration equipment.	11	4803	4.5	0.0	0.0	-0.3	0.0	0.0
Commercial refrigeration equipment.	11	480331	4.5	0.0	0.0	-0.3	0.0	0.0
All other miscellaneous refrigeration and air-conditioning equipment.	11	4806	2.1	0.0	0.0	0.0	0.0	0.0
All other miscellaneous refrigeration and air-conditioning equipment.	11	480631	2.1	0.0	0.0	0.0	0.0	0.0

See footnotes at end of table.

Table 7. Producer price index percentage changes for commodity and service groupings and individual items, not seasonally adjusted — Continued
[August 2023]

Title	Commodity code		Unadjusted 12-month percent change ¹	Unadjusted 1-month percent change ¹				
	Group code	Item code		Aug. 2022 to Aug. 2023 ^P	Mar. to Apr.	Apr. to May ^P	May to June ^P	June to July ^P
Heat transfer equipment, including heat pumps.	11	4807	4.9	0.7	1.1	-0.3	0.1	-0.7
Heat transfer equipment, except dehumidifiers.	11	480732	5.4	0.8	1.3	-0.4	0.1	-0.8
Heat pumps.	11	480734	2.3	0.0	0.0	0.0	0.0	0.0
Parts and accessories for air conditioning and heat transfer equipment.	11	4809	2.4	0.0	-0.6	-0.3	-0.3	0.5
Parts and accessories for air conditioning and heat transfer equipment.	11	480901	2.4	0.0	-0.6	-0.3	-0.3	0.5
Refrigeration condensing units.	11	4815	2.3	0.2	0.0	0.0	0.0	0.0
Refrigeration condensing units.	11	481511	2.3	0.2	0.0	0.0	0.0	0.0
Miscellaneous general purpose equipment.	11	49	4.3	0.3	0.4	-0.2	-0.1	0.3
Metal valves, except fluid power.	11	4902	5.7	0.1	1.1	0.2	0.0	0.8
Gates, globes, angles, and checks.	11	490201	3.5	0.3	0.8	0.0	0.0	0.0
Gates, globes, angles, straightway (Y-type) checks, stop & check, 3- & 4-way, etc.	11	4902011	3.9	0.3	0.1	0.0	0.0	0.0
Industrial valves for water works and municipal equipment.	11	4902012	4.5	0.3	1.3	0.0	0.0	0.0
Industrial ball valves, incl. manual and power operated.	11	490202	8.3	-	-	-	-	-
Industrial butterfly valves, incl. manual and power operated.	11	490203	7.3	0.0	0.5	1.0	0.0	0.0
Industrial plug valves.	11	490204	14.5	0.0	3.7	0.0	0.0	0.0
Plumbing and heating valves and specialties, except plumbers' brass goods.	11	490205	-	0.0	0.0	0.0	-0.9	-
Other industrial valves, including nuclear.	11	490209	4.6	0.1	2.0	0.0	0.0	1.4
Automatic regulating and control valves.	11	490211	7.4	0.0	0.0	0.1	0.0	0.0
Metal pipe fittings, flanges, and unions.	11	4903	1.8	0.9	0.0	0.0	0.0	0.1
Metal pipe fittings, flanges, and unions.	11	490301	1.8	0.9	0.0	0.0	0.0	0.1
Ball and roller bearings.	11	4905	1.0	-0.2	0.0	0.1	0.0	-0.4
Ball bearings, complete, unmounted.	11	490531	1.9	0.0	0.0	0.0	0.0	-0.1
Mounted bearings, except plain.	11	490534	2.0	0.0	-0.4	0.2	0.0	0.0
Parts and components for ball and roller bearings, incl. balls and rollers.	11	490535	-6.8	-1.8	0.0	0.5	0.0	-3.6
Tapered roller bearings (including cups & cones), unmounted.	11	490537	-	0.0	0.0	0.0	0.0	-
Other roller bearings, unmounted.	11	490538	1.9	0.0	0.0	0.0	0.0	0.0
Industrial patterns.	11	4907	6.6	0.0	0.0	3.8	0.0	0.0
Industrial patterns.	11	490701	6.6	0.0	0.0	3.8	0.0	0.0
Filters and strainers.	11	4908	7.1	0.4	0.2	0.0	0.0	0.0
Filters and strainers, except fluid power.	11	490805	11.6	0.6	0.3	0.0	0.0	0.0
Industrial filters and strainers and reusable media, except fluid power.	11	4908051	12.3	0.0	0.4	0.0	0.0	0.0
Nonreusable media for filters and strainers, except fluid power.	11	4908052	1.9	1.3	0.0	0.0	0.0	0.0
Parts and accessories for filters and strainers, except fluid power.	11	4908053	21.1	6.1	0.0	0.0	0.0	0.0
Other miscellaneous general purpose equipment.	11	4911	4.5	0.6	0.0	-1.1	-0.2	0.4
Other miscellaneous general purpose equipment.	11	491102	4.7	0.6	0.0	-1.1	-0.2	0.4
Electronic computers and computer equipment.	11	5	0.3	-1.4	-0.5	-1.6	-0.2	1.8
Electronic computers.	11	51	0.4	-0.1	-1.2	-2.5	-0.1	4.4
Electronic computers.	11	5101	0.4	-0.1	-1.2	-2.5	-0.1	4.4
Personal computers and workstations (excluding portable computers).	11	510114	6.0	-0.9	0.3	-0.5	-0.6	0.0
Portable computers, laptops, tablets and other single user computers.	11	510115	-2.9	0.3	-1.3	-0.3	0.1	-0.2
Host computers, multiusers (mainframes, UNIX and PC servers).	11	510116	-3.6	-0.1	-3.0	-3.1	-0.1	5.4
Computer storage devices.	11	52	-3.1	-1.5	0.0	-2.3	-0.9	0.0
Computer storage devices (except parts, attachments and accessories).	11	5201	-3.8	-1.5	0.0	-2.4	-0.9	0.0
Computer storage devices (except parts, attachments and accessories).	11	520101	-3.8	-1.5	0.0	-2.4	-0.9	0.0
Computer peripheral equipment and parts.	11	54	1.2	-2.8	0.0	0.0	0.1	0.4
Parts, attachments, and accessories for computer terminals and peripherals.	11	5405	-	0.0	0.0	0.0	0.3	0.8
Parts, attachments, and accessories for computer terminals and peripherals.	11	540501	-	0.0	0.0	0.0	0.3	0.8
Computer terminals (including POS and funds-transfer devices) and other computer peripherals.	11	5406	-5.3	-5.3	0.0	0.0	0.0	0.0
Computer terminals (including POS and funds-transfer devices) and other computer peripherals.	11	540602	-5.3	-5.3	0.0	0.0	0.0	0.0
Special industry machinery and equipment.	11	6	4.4	0.4	0.3	0.0	-0.2	0.0
Food products machinery.	11	61	5.2	0.1	0.0	0.2	0.1	0.0
Dairy and milk products plant machinery and equipment.	11	6101	3.7	0.0	0.0	1.8	0.2	0.0
Dairy and milk products plant machinery and equipment.	11	610111	3.7	0.0	0.0	1.8	0.2	0.0
Commercial food products machinery (except packaging and cooking equipment).	11	6104	6.2	0.0	0.0	0.0	0.1	0.0

See footnotes at end of table.

Table 7. Producer price index percentage changes for commodity and service groupings and individual items, not seasonally adjusted — Continued
[August 2023]

Title	Commodity code		Unadjusted 12-month percent change ¹	Unadjusted 1-month percent change ¹				
	Group code	Item code		Aug. 2022 to Aug. 2023 ^P	Mar. to Apr.	Apr. to May ^P	May to June ^P	June to July ^P
Commercial food products machinery (except packaging and cooking equipment).....	11	610409	6.2	0.0	0.0	0.0	0.1	0.0
Industrial food products machinery for processing foods, beverages, & animal & fowl feed.....	11	6105	4.7	0.2	0.0	0.0	0.1	0.0
Industrial food products machinery for processing foods, beverages, & animal & fowl feed.....	11	610501	4.7	0.2	0.0	0.0	0.1	0.0
Other industrial food and feed machinery.....	11	6105012	0.7	0.7	0.0	0.0	0.3	0.0
Machinery for sorting, grading, and cleaning fruits, vegetables, eggs, and for processing meat.....	11	6105013	9.2	0.0	0.0	0.0	0.0	0.0
Parts and attachments for industrial food and feed products machinery.....	11	6105014	0.7	0.0	0.0	0.0	-0.2	0.2
Textile machinery and equipment.....	11	62	-0.1	0.0	0.0	0.0	0.0	0.0
Textile machinery (except parts, attachments, and accessories).....	11	6212	-0.1	0.0	0.0	0.0	0.0	0.0
Textile machinery (except parts, attachments, and accessories).....	11	621201	-0.1	0.0	0.0	0.0	0.0	0.0
Textile machinery parts and attachments.....	11	6277	0.0	0.0	0.0	0.0	0.0	0.0
Textile machinery parts and attachments.....	11	627701	0.0	0.0	0.0	0.0	0.0	0.0
Sawmill and woodworking machinery.....	11	63	8.2	-0.6	0.2	0.1	0.1	-0.1
Sawmill and woodworking machinery.....	11	6306	8.2	-0.6	0.2	0.1	0.1	-0.1
Sawmill and woodworking machinery, excluding parts and attachments (sold separately).....	11	630602	9.4	-0.7	0.2	0.1	0.2	-0.2
Parts, attachments, & accessories for sawmill & woodworking machinery.....	11	630603	1.7	-0.2	0.0	0.0	0.0	0.0
Paper industries machinery.....	11	64	6.8	0.1	0.5	1.8	0.0	-0.3
Paper industries machinery.....	11	6401	6.8	0.1	0.5	1.8	0.0	-0.3
Paper industries machinery, excluding parts & attachments (sold separately).....	11	640114	6.9	0.0	0.2	2.5	0.0	0.0
Parts and attachments for paper industries machinery.....	11	640115	6.1	0.3	1.1	0.1	0.1	-1.1
Printing trades machinery and equipment.....	11	65	2.3	0.3	0.2	-0.3	0.1	0.6
Other printing machinery and equipment.....	11	6509	2.7	0.3	0.0	-0.4	0.2	0.8
Other printing machinery and equipment, incl. pre-press preparation equipment & plates.....	11	650912	3.8	0.6	-0.2	-0.8	0.3	1.6
Parts, attachments, & accessories for printing trades machinery.....	11	650913	1.7	0.2	0.0	0.0	0.0	0.0
Other special industry machinery.....	11	66	3.0	0.7	0.4	-0.4	-0.5	0.0
Plastics and rubber working machinery.....	11	6603	2.0	0.0	0.4	0.0	-0.1	0.0
Plastics working machinery and equipment, excluding patterns and molds, including parts.....	11	66039	2.0	0.0	0.5	0.0	-0.1	0.0
Plasticworking machinery (excluding parts).....	11	660391	1.4	0.0	0.5	0.0	0.0	0.0
Parts for plasticworking machinery.....	11	660395	4.3	0.2	0.4	0.0	-0.6	0.0
Miscellaneous special industry machinery.....	11	6606	3.2	0.9	0.4	-0.5	-0.6	0.0
Semiconductor manufacturing machinery and parts.....	11	660638	2.1	0.9	0.2	-1.4	0.0	0.1
Packing, packaging, and bottling machinery and parts.....	11	67	10.3	0.7	0.7	0.7	0.0	0.0
Packing, packaging, and bottling machinery and parts.....	11	6705	10.3	0.7	0.7	0.7	0.0	0.0
Packing, packaging, and bottling machinery, excluding parts.....	11	670501	11.0	0.0	1.0	0.8	0.0	0.0
Parts for packing, packaging, and bottling machinery.....	11	670502	8.1	2.9	0.0	0.5	0.0	0.0
Service industry machinery and parts.....	11	68	3.2	0.0	0.2	0.1	0.0	0.0
Service industry machinery and parts.....	11	6801	3.2	0.0	0.2	0.1	0.0	0.0
Commercial cooking and food warming equipment (incl. parts).....	11	68013	3.1	0.0	0.0	0.0	0.0	0.0
Commercial cooking equipment incl. ranges, deep-fat fryers, etc. except electric.....	11	680131	3.8	0.0	0.0	0.0	0.0	0.0
Commercial electric cooking equipment, incl. ranges, deep-fat fryers, etc.....	11	680132	3.3	0.0	0.0	0.0	0.0	0.0
Parts and accessories for commercial cooking and food warming equipment.....	11	680133	1.7	0.0	0.0	0.0	0.0	0.0
Other service industry machinery, incl. electronic teaching mach. & auto. maintenance equipment.....	11	68014	-	-	-	0.1	0.0	0.0
Coin-operated machines and mechanisms (incl. parts).....	11	680141	0.0	0.0	0.0	0.0	0.0	0.0
Commercial laundry and drycleaning machinery products (incl. parts).....	11	680143	9.0	0.0	0.9	0.0	0.0	0.0
Commercial and industrial floor & carpet cleaning machines, ex. vacuum cleaners (incl. parts).....	11	680145	7.7	0.0	0.0	0.5	0.7	0.0
Electronic teaching machines, teaching aids, etc., (incl. kits and parts).....	11	680147	-	0.0	0.0	0.0	0.0	-
All other parts and attachments for service industry equipment.....	11	680148	7.8	0.0	3.1	0.3	0.0	0.0
Other service industry equipment.....	11	680149	3.4	0.0	0.3	0.1	0.0	0.0
Electrical machinery and equipment.....	11	7	3.0	0.1	-0.2	0.3	0.3	0.2
Wiring devices.....	11	71	11.9	-0.3	0.2	0.6	0.0	0.6
Current-carrying wiring devices.....	11	7101	24.5	0.3	0.0	1.3	-0.1	1.2
Current-carrying switches for electrical circuitry (including vehicular switches).....	11	710143	5.4	0.6	0.0	0.0	0.1	0.1

See footnotes at end of table.

Table 7. Producer price index percentage changes for commodity and service groupings and individual items, not seasonally adjusted — Continued
 [August 2023]

Title	Commodity code		Unadjusted 12-month percent change ¹	Unadjusted 1-month percent change ¹				
	Group code	Item code		Aug. 2022 to Aug. 2023 ^P	Mar. to Apr.	Apr. to May ^P	May to June ^P	June to July ^P
Current-carrying wire connectors for electrical circuitry.....	11	710144	2.2	-0.4	0.2	-2.0	-0.6	3.3
Current-carrying wiring devices n.e.c.....	11	710147	46.4	0.5	0.0	3.0	0.1	1.1
Noncurrent-carrying wiring devices.....	11	7102	1.8	-0.9	0.4	-0.1	0.1	-0.1
Noncurrent-carrying electrical conduit and conduit fittings, incl.plastic conduit & fittings.....	11	710216	-0.1	-1.7	0.8	-0.1	-0.2	-0.2
Other noncurrent-carrying wiring devices and supplies (boxes, covers, bar hangers, etc.).....	11	710217	1.3	-0.2	-0.1	0.4	-0.1	-0.1
Porcelain, steatite, and other ceramic electrical products.....	11	710252	6.2	0.2	-0.2	-0.8	2.1	0.0
Integrating and measuring instruments.....	11	72	3.5	0.0	0.5	0.0	0.3	0.0
Test equipment for electrical, radio, & communication circuits & motors. . .	11	7205	3.8	0.0	0.5	0.0	0.3	0.0
Test equipment for electrical, radio, & communication circuits & motors.....	11	720501	3.8	0.0	0.5	0.0	0.3	0.0
Motors, generators, motor generator sets.....	11	73	7.5	0.5	0.0	0.0	1.4	1.0
Fractional horsepower motors and generators.....	11	7303	3.7	0.0	0.3	0.3	0.0	0.2
Fractional horsepower motors and generators.....	11	730312	3.7	0.0	0.3	0.3	0.0	0.2
Integral horsepower motors and generators (excluding land transportation types).....	11	7304	2.7	0.0	0.0	0.0	0.0	0.0
Integral horsepower motors and generators (excluding land transportation types).....	11	730405	2.7	0.0	0.0	0.0	0.0	0.0
Parts and supplies for motors and generators.....	11	7309	15.6	0.0	0.0	0.0	0.5	2.7
Parts and supplies for motors and generators.....	11	730901	15.6	0.0	0.0	0.0	0.5	2.7
Other motors and generators.....	11	7311	9.3	1.1	0.0	0.0	2.8	1.1
Other motors and generators.....	11	731101	9.3	1.1	0.0	0.0	2.8	1.1
Prime mover generator sets, except steam & hydraulic turbine.....	11	7311012	15.6	1.6	0.0	0.0	5.7	0.3
Transformers and power regulators.....	11	74	2.0	0.3	0.3	0.8	1.3	0.3
Power and distribution transformers, except parts.....	11	7409	2.6	0.3	0.0	1.0	1.5	0.0
Other transformers and parts for transformers.....	11	7411	-1.6	0.1	1.6	0.0	0.0	1.6
Switchgear, switchboard, industrial controls equipment.....	11	75	6.7	0.5	0.1	1.1	0.3	0.4
Industrial controls and related parts and accessories.....	11	7507	7.2	0.0	0.0	1.5	0.0	0.0
Industrial controls and related parts and accessories.....	11	750799	7.2	0.0	0.0	1.5	0.0	0.0
General-purpose industrial controls.....	11	7507991	8.2	0.0	0.0	2.1	0.0	0.0
Parts for industrial controls and motor-control accessories.....	11	7507992	3.9	0.0	0.0	0.3	0.0	0.0
Specific-purpose industrial controls.....	11	7507993	6.1	0.0	0.0	0.8	0.0	0.0
Switchgear and switchboard apparatus.....	11	7522	6.3	0.8	0.2	0.9	0.5	0.6
Switchgear and switchboard apparatus.....	11	752201	6.3	0.8	0.2	0.9	0.5	0.6
Low voltage panelboards and distribution boards, 1000 volts or less..	11	7522013	8.3	2.6	0.0	0.0	0.0	0.0
Switchgear, except relays and ducts.....	11	752201A	6.9	0.0	0.4	1.6	0.8	1.1
Communications and related equipment and miscellaneous electronic systems & equipment.....	11	76	2.6	0.4	0.0	0.2	0.0	0.4
Telephone and wireline data networking equipment.....	11	7601	4.1	0.0	0.0	3.7	-0.9	0.4
Other communications and related equipment, including broadcast and wireless.....	11	7603	2.4	1.0	0.0	0.0	0.1	0.0
Broadcast, studio, and related electronic equipment.....	11	760301	0.5	1.4	-0.6	-0.2	0.1	-0.1
Radio station and wireless communication equipment.....	11	760302	1.8	1.1	0.0	0.0	0.0	0.0
Radio station equipment.....	11	7603022	5.6	4.6	0.0	0.0	0.0	0.0
Other broadcast and wireless communications systems and equipment.....	11	7603023	1.0	0.9	0.0	0.0	0.0	0.0
Intercommunications, alarm and traffic control systems.....	11	760303	5.6	0.1	0.2	-0.1	0.9	0.0
Alarm systems, including electric sirens and horns.....	11	7603031	10.5	0.0	0.0	0.0	1.4	0.0
Intercommunications systems, including inductive paging systems....	11	7603033	1.3	0.0	2.4	0.0	0.0	0.0
Electronic systems and equipment, n.e.c.....	11	7605	7.3	1.0	0.0	0.0	0.7	-0.3
Electronic systems and equipment, n.e.c.....	11	760512	7.3	1.0	0.0	0.0	0.7	-0.3
Search, detection, navigation & guidance systems and equipment.....	11	7606	2.1	0.0	0.0	0.1	0.0	0.7
Search, detection, navigation & guidance systems and equipment.....	11	760613	2.1	0.0	0.0	0.1	0.0	0.7
Electric lamp bulbs, tubes, and components.....	11	77	6.0	0.0	0.0	4.6	0.0	0.0
Electric lamp bulbs, tubes, and components.....	11	7704	6.0	0.0	0.0	4.6	0.0	0.0
Electric lamp bulbs, tubes, and components.....	11	770401	6.0	0.0	0.0	4.6	0.0	0.0
Electronic components and accessories.....	11	78	0.6	-0.3	-1.0	0.2	0.1	0.1
Relays for electronic circuitry, industrial control overload, and switchgear type.....	11	7821	7.5	0.0	0.0	0.0	0.0	0.0
Relays for electronic circuitry, industrial control overload, and switchgear type.....	11	782119	7.5	0.0	0.0	0.0	0.0	0.0
Switches, mechanical, for electronic circuitry.....	11	7822	-	0.0	6.0	0.0	1.0	-
Switches, mechanical, for electronic circuitry.....	11	782299	-	0.0	6.0	0.0	1.0	-
Connectors for electronic circuitry.....	11	7824	7.7	1.0	0.1	-0.4	0.4	0.0
Connectors for electronic circuitry.....	11	782481	7.7	1.0	0.1	-0.4	0.4	0.0

See footnotes at end of table.

Table 7. Producer price index percentage changes for commodity and service groupings and individual items, not seasonally adjusted — Continued
 [August 2023]

Title	Commodity code		Unadjusted 12-month percent change ¹	Unadjusted 1-month percent change ¹				
	Group code	Item code		Aug. 2022 to Aug. 2023 ^P	Mar. to Apr.	Apr. to May ^P	May to June ^P	June to July ^P
Filters, crystals, and transducers.....	11	7828	0.2	0.0	0.9	0.0	0.0	0.0
Filters, crystals, and transducers.....	11	782890	0.2	0.0	0.9	0.0	0.0	0.0
Crystal, filter, piezoelectric, and other related electronic devices (exc. microwave filters).....	11	7828901	0.2	0.0	0.9	0.0	0.0	0.0
Integrated microcircuits.....	11	7839	-0.5	-1.3	-0.5	0.4	-1.7	0.1
Integrated microcircuits.....	11	783911	-0.5	-1.3	-0.5	0.4	-1.7	0.1
Other semiconductor and related devices.....	11	7847	6.6	0.0	0.0	0.0	2.1	0.0
Other semiconductor devices, including parts (such as chips, wafers and heat sinks).....	11	784711	6.6	0.0	0.0	0.0	2.1	0.0
Bare printed circuit boards.....	11	7849	4.9	0.0	0.0	1.4	0.0	0.2
Bare printed circuit boards.....	11	784901	4.9	0.0	0.0	1.4	0.0	0.2
Electronic coils, transformers, and other inductors.....	11	7853	8.3	0.3	0.0	0.3	0.0	0.0
Electronic coils, transformers, and other inductors.....	11	785399	8.3	0.3	0.0	0.3	0.0	0.0
Capacitors and resistors for electronic circuitry.....	11	7854	—	0.0	0.0	0.0	0.0	0.0
Capacitors for electronic circuitry.....	11	785411	3.4	0.0	0.0	0.0	0.0	0.0
Microwave components, electron tubes, and other electronic components, n.e.c.....	11	7856	4.0	0.4	0.0	0.3	1.0	0.3
Printed circuit assemblies, loaded boards, modules and consumer external modems.....	11	7861	-13.0	0.0	-6.2	0.1	0.3	0.0
Printed circuit assemblies, loaded boards, modules and consumer external modems.....	11	786199	-13.0	0.0	-6.2	0.1	0.3	0.0
Miscellaneous electrical machinery and equipment.....	11	79	2.0	0.0	0.1	0.1	0.8	0.0
Storage batteries.....	11	7901	1.3	1.0	0.0	0.1	-0.1	0.0
Storage batteries, lead acid type, BCI dimensional group 8D or smaller.....	11	790103	1.1	1.5	0.0	0.0	-0.2	0.0
Storage batteries, lead acid type, larger than BCI dimensional group 8D.....	11	790104	2.2	0.0	0.0	0.8	0.0	0.0
Storage batteries (excluding lead acid), including parts for all storage batteries.....	11	790105	2.3	0.0	0.0	0.0	0.0	0.0
Primary batteries.....	11	7902	3.1	-0.1	-0.3	0.7	0.2	0.2
Primary batteries.....	11	790229	3.1	-0.1	-0.3	0.7	0.2	0.2
Carbon and graphite products.....	11	7903	4.6	-0.4	0.2	0.0	0.3	0.0
X-ray and electromedical equipment.....	11	7905	2.8	0.0	0.1	0.0	1.2	0.0
Irradiation equipment.....	11	790512	0.8	0.0	0.0	0.0	0.0	0.0
Electromedical equipment, including diagnostic, therapeutic and patient monitoring equipment.....	11	790541	3.6	0.0	0.2	0.0	1.6	0.0
Miscellaneous electrical industrial apparatus.....	11	7929	-5.7	-0.8	-0.3	1.0	-0.4	0.0
Rectifying apparatus.....	11	792902	3.4	1.8	0.0	0.0	0.0	0.0
Other electrical equipment for industrial use, except for electronic circuitry.....	11	792904	-9.6	-1.8	-0.4	1.4	-0.5	0.0
All other electrical equipment and components, except industrial.....	11	7939	1.1	0.0	0.0	0.0	0.0	0.9
All other electrical equipment and components, except industrial.....	11	793901	1.1	0.0	0.0	0.0	0.0	0.9
Miscellaneous instruments.....	11	8	6.9	0.3	0.4	0.2	0.3	0.5
Automatic environmental controls for monitoring residential, commercial, and appliance use.....	11	81	7.1	1.1	2.1	0.1	0.0	0.4
Automatic environmental controls for monitoring residential, commercial, and appliance use.....	11	8105	7.1	1.1	2.1	0.1	0.0	0.4
Automatic environmental controls for monitoring residential, commercial, and appliance use.....	11	810501	7.1	1.1	2.1	0.1	0.0	0.4
Industrial process control instruments.....	11	82	6.2	0.2	0.2	0.6	-0.3	0.9
Industrial process control instruments.....	11	8201	6.2	0.2	0.2	0.6	-0.3	0.9
Industrial process control instruments.....	11	820171	6.2	0.2	0.2	0.6	-0.3	0.9
Fluid meters and counting devices.....	11	84	13.1	1.3	0.3	0.5	0.6	0.0
Fluid meters and counting devices.....	11	8401	13.1	1.3	0.3	0.5	0.6	0.0
Engineering and scientific instruments.....	11	85	8.1	0.5	0.2	0.0	1.5	0.6
Aeronautical, nautical, and navigational instruments.....	11	8501	6.4	0.6	0.0	0.0	1.8	0.8
Aeronautical, nautical, and navigational instruments.....	11	850111	6.4	0.6	0.0	0.0	1.8	0.8
Hospital beds and specialized hospital furniture.....	11	8504	15.7	0.0	1.0	0.0	0.0	0.0
Hospital beds and specialized hospital furniture.....	11	850404	15.7	0.0	1.0	0.0	0.0	0.0
Measuring instruments and lenses.....	11	86	4.3	0.2	0.7	0.0	-0.5	0.0
Sighting, tracking, and fire-control equipment, optical type.....	11	8601	-1.2	0.0	0.0	-1.4	-2.3	0.0
Sighting, tracking, and fire-control equipment, optical type.....	11	860111	-1.2	0.0	0.0	-1.4	-2.3	0.0
All other miscellaneous optical instruments and lenses.....	11	8602	2.9	0.5	0.0	0.2	0.0	0.2
All other miscellaneous optical instruments and lenses.....	11	860211	2.9	0.5	0.0	0.2	0.0	0.2
Laboratory analytical instruments.....	11	8603	5.2	0.2	0.8	0.1	-0.4	0.0
Laboratory analytical instruments.....	11	860311	5.2	0.2	0.8	0.1	-0.4	0.0

See footnotes at end of table.

Table 7. Producer price index percentage changes for commodity and service groupings and individual items, not seasonally adjusted — Continued
[August 2023]

Title	Commodity code		Unadjusted 12-month percent change ¹	Unadjusted 1-month percent change ¹				
	Group code	Item code		Aug. 2022 to Aug. 2023 ^P	Mar. to Apr.	Apr. to May ^P	May to June ^P	June to July ^P
Measuring & controlling devices, n.e.c.	11	89	8.8	-0.2	0.0	0.1	0.4	0.8
Aircraft engine instruments	11	8901	7.7	-2.3	0.0	2.3	3.7	0.0
Aircraft engine instruments	11	890199	7.7	-2.3	0.0	2.3	3.7	0.0
Nuclear radiation detection & monitoring instruments	11	8904	6.9	0.0	0.4	0.4	0.0	0.0
Nuclear radiation detection & monitoring instruments	11	890499	6.9	0.0	0.4	0.4	0.0	0.0
Physical properties and kinematic testing equipment	11	8905	13.1	0.0	0.0	0.0	0.0	0.3
Physical properties and kinematic testing equipment	11	890599	13.1	0.0	0.0	0.0	0.0	0.3
Commercial, geophysical, meteorological, surveying, drafting & general-purpose instruments	11	8906	5.8	0.2	0.0	-0.6	0.0	2.3
Commercial, geophysical, meteorological & general-purpose instruments	11	890699	5.8	0.2	0.0	-0.6	0.0	2.3
Miscellaneous machinery	11	9	5.7	0.4	0.2	0.1	0.4	0.2
Oil field and gas field machinery	11	91	7.0	0.4	0.0	0.0	0.0	0.0
Oil and gas field drilling, surveying, and cementing machinery (except parts sold separately)	11	9102	7.6	0.0	0.0	0.0	0.0	0.0
Oil and gas field drilling, surveying, and cementing machinery (except parts sold separately)	11	910201	7.6	0.0	0.0	0.0	0.0	0.0
Oil field and gas field production machinery (except pumps and parts sold separately)	11	9104	3.2	1.1	0.0	0.0	0.0	0.0
Oil field and gas field production machinery (except pumps and parts sold separately)	11	910456	3.2	1.1	0.0	0.0	0.0	0.0
Parts and attachments for oil and gas field machinery and equipment	11	9106	9.5	0.3	0.0	0.0	0.0	0.0
Parts and attachments for oil and gas field drilling machinery and equipment	11	910602	—	0.0	0.0	0.0	0.0	—
Parts and attachments for oil and gas field production machinery and equipment	11	910604	4.8	0.9	0.0	0.0	0.0	0.0
Mining machinery and equipment	11	92	9.8	4.1	0.3	0.0	0.4	-0.2
Mining machinery and equipment (except parts sold separately)	11	9207	10.9	4.7	0.3	0.0	0.5	-0.2
Underground mining machinery (except parts sold separately)	11	920701	—	13.5	0.1	0.0	0.0	—
Crushing, pulverizing, & screening machinery (except parts sold separately)	11	920702	4.6	0.0	0.0	0.0	0.0	0.0
Drills and other mining machinery (except parts sold separately)	11	920703	—	0.0	1.0	0.0	1.5	—
Mineral processing & beneficiation machinery (except parts sold separately)	11	920704	7.2	0.0	0.0	0.0	0.0	0.0
Parts and attachments for mining machinery and equipment (sold separately)	11	9253	6.3	2.0	0.1	0.2	0.0	0.0
Parts and attachments for mining machinery and equipment (sold separately)	11	925303	6.3	2.0	0.1	0.2	0.0	0.0
Internal combustion engines	11	94	6.8	0.3	0.0	0.1	1.8	0.0
Diesel, semidiesel, and dual-fuel engines (except automotive)	11	9407	12.0	0.0	0.0	0.6	5.6	0.0
Diesel, semidiesel, and dual-fuel engines (except automotive)	11	940725	12.0	0.0	0.0	0.6	5.6	0.0
Diesel, semidiesel, and dual-fuel engines for automobiles, trucks, and buses	11	9408	4.1	0.6	0.0	0.0	0.0	0.0
Diesel, semidiesel, and dual-fuel engines for automobiles, trucks, and buses	11	940811	4.1	0.6	0.0	0.0	0.0	0.0
Parts & accessories for internal combustion engines, ex. aircraft & gasoline automotive engines	11	9413	6.3	0.4	0.0	0.0	0.0	0.0
Parts & accessories for internal combustion engines, ex. aircraft & gasoline automotive engines	11	941301	6.3	0.4	0.0	0.0	0.0	0.0
Machine shop products	11	95	4.6	0.2	0.5	0.2	0.1	0.1
Machine shop products	11	9505	4.6	0.2	0.5	0.2	0.1	0.1
Machine shop job work and job order repairs	11	950501	4.6	0.2	0.5	0.2	0.1	0.1
Turbines and turbine generator sets	11	97	4.6	0.2	0.2	-0.2	-2.1	2.0
Turbines and turbine generator sets (excluding parts)	11	9701	4.6	0.2	0.2	-0.2	-2.1	2.0
Steam, gas, and other turbines and turbine generators	11	970103	0.4	0.1	0.1	0.2	-2.4	0.7
Parts & accessories for turbines, turbine generators, and turbine generator sets	11	98	1.2	0.0	0.0	0.0	0.1	0.0
Parts & accessories for turbines, turbine generators, and turbine generator sets	11	9801	1.2	0.0	0.0	0.0	0.1	0.0
Parts & accessories for turbines, turbine generators, and turbine generator sets	11	980101	1.2	0.0	0.0	0.0	0.1	0.0
Furniture and household durables	12	—	2.8	0.0	0.2	0.0	0.1	0.2
Household furniture	12	1	1.5	-0.3	-0.1	0.3	0.2	0.3
Metal household furniture	12	11	0.5	-0.6	0.0	0.3	0.0	0.1
Metal household furniture	12	1101	0.5	-0.6	0.0	0.3	0.0	0.1
Metal household dining room and kitchen furniture	12	110102	-1.0	-3.6	0.0	1.7	0.3	0.4
Other metal household furniture	12	110104	0.9	0.0	0.0	0.0	0.0	0.0

See footnotes at end of table.

Table 7. Producer price index percentage changes for commodity and service groupings and individual items, not seasonally adjusted — Continued
 [August 2023]

Title	Commodity code		Unadjusted 12-month percent change ¹	Unadjusted 1-month percent change ¹				
	Group code	Item code		Aug. 2022 to Aug. 2023 ^P	Mar. to Apr.	Apr. to May ^P	May to June ^P	June to July ^P
Metal household furniture, beds, nonupholstered.....	12	1101041	1.2	0.0	0.0	0.0	0.0	0.0
Wood household furniture (nonupholstered).....	12	12	6.8	-2.1	-0.1	3.0	2.1	0.1
Wood household furniture (nonupholstered).....	12	1206	—	-2.1	-0.1	3.0	2.1	0.1
Wood living room furniture (nonupholstered).....	12	120602	3.4	-0.6	0.0	0.9	0.4	0.0
Wood dining room, outdoor, and ready-to-assemble furniture (nonupholstered).....	12	120603	—	-2.3	0.1	3.5	0.6	0.2
Wood bedroom furniture, including infants' and children's, (nonupholstered).....	12	120605	2.2	0.6	-0.2	0.3	0.1	0.0
Upholstered household furniture.....	12	13	0.6	0.0	0.1	0.0	0.0	0.1
Upholstered household furniture.....	12	1301	0.6	0.0	0.1	0.0	0.0	0.1
Dual purpose sleep furniture, incl. convertible sofa.....	12	130123	-0.2	0.0	0.0	0.0	0.0	0.0
Upholstered household furniture.....	12	130141	0.6	0.0	0.1	0.0	0.0	0.1
Upholstered household davenports, sofas, loveseats, and settees.....	12	1301411	-0.3	-0.1	0.0	0.0	0.0	0.0
Upholstered household sectional sofa pieces.....	12	1301412	1.7	0.0	0.0	0.0	0.0	0.4
Upholstered household rocking chairs, including swivel rockers.....	12	1301413	-1.3	0.0	0.5	0.0	0.0	0.0
Other upholstered household furniture, including custom.....	12	1301415	1.2	0.1	0.3	0.3	0.0	0.4
Bedding.....	12	14	1.4	0.0	-0.3	0.1	0.0	0.9
Bedding.....	12	1401	1.4	0.0	-0.3	0.1	0.0	0.9
Innerspring mattresses, excluding crib size.....	12	140104	4.4	0.0	0.0	0.3	0.0	1.7
Mattress foundations.....	12	140107	-6.5	-0.5	-6.0	-0.4	0.4	0.0
Mattresses, other types, including crib, foam, waterbed mattresses and mattress inserts.....	12	140114	3.9	0.0	0.0	0.0	0.0	1.4
Sleep system ensembles and mattresses, excluding conventional waterbeds.....	12	140122	—	0.0	0.0	0.0	0.0	—
Mattress and foundation sets.....	12	140134	-2.0	0.0	0.0	0.0	0.0	0.0
Metal porch, lawn, outdoor & casual furniture.....	12	15	4.7	0.0	0.0	-1.8	0.0	0.0
Porch and lawn furniture.....	12	1501	4.7	0.0	0.0	-1.8	0.0	0.0
Metal porch, lawn, outdoor & casual furniture.....	12	150112	4.7	0.0	0.0	-1.8	0.0	0.0
Nonupholstered household furniture, except wood and metal.....	12	16	—	0.0	0.0	0.0	0.0	—
Nonupholstered household furniture, except wood and metal.....	12	1601	—	0.0	0.0	0.0	0.0	—
Nonupholstered household furniture, except wood and metal.....	12	160101	—	0.0	0.0	0.0	0.0	—
Commercial furniture.....	12	2	4.5	-0.1	0.5	-0.2	0.7	-0.1
Wood office furniture and store fixtures.....	12	21	4.3	0.5	-0.4	0.0	1.6	0.0
Wood office furniture and store fixtures.....	12	2101	4.3	0.5	-0.4	0.0	1.6	0.0
Wood office seating, including upholstered.....	12	210112	-3.1	0.4	0.0	0.0	1.2	0.0
Wood office desks and extensions.....	12	210113	4.9	0.5	0.0	0.7	0.0	0.0
Wood office files, storage units, and tables.....	12	210114	1.2	0.4	0.0	0.4	0.0	0.0
Wood office furniture, other types (incl. panel/desking systems).....	12	210116	0.4	0.3	0.0	0.0	0.0	0.0
Fixtures for stores, banks and offices.....	12	210161	5.5	0.6	-0.5	-0.1	1.8	0.0
Custom architectural woodwork, millwork, and fixtures.....	12	2101611	6.5	0.0	-0.7	0.0	2.2	0.2
Wood lockers, partitions, and shelving (except custom).....	12	2101612	2.5	1.3	-0.2	-2.1	1.2	-1.4
Wood furniture dimensions and nonwood furniture parts and frames..	12	2101615	11.3	8.1	1.8	0.3	2.4	-2.7
Nonwood furniture and store fixtures.....	12	22	4.7	-0.9	1.5	-0.5	0.0	-0.2
Nonwood commercial storage units, files, and tables.....	12	2202	8.7	-3.8	6.9	0.5	1.7	-0.3
Nonwood commercial storage units, files, and tables.....	12	220202	8.7	-3.8	6.9	0.5	1.7	-0.3
Nonwood commercial furniture.....	12	2203	9.5	-2.3	1.2	0.0	-0.1	-0.2
Nonwood commercial desks and extensions.....	12	220321	—	—	—	—	-0.5	0.4
Nonwood office seating.....	12	220325	12.0	-6.2	4.8	0.0	-0.1	0.0
Nonwood office furniture panel systems, and other nonwood office furniture.....	12	220326	9.0	0.3	-1.3	-0.1	0.0	-0.5
Nonwood partitions and fixtures.....	12	2204	-0.9	1.9	0.0	-1.4	-0.5	-0.1
Storage racks and accessories, except wood.....	12	220407	-11.7	6.1	0.0	-1.9	-2.2	-5.0
Fixtures (bank, office, and store) except wood.....	12	220409	12.8	0.0	1.7	-0.7	0.0	3.2
Public building furniture.....	12	23	2.8	0.1	0.2	0.0	0.0	0.1
Public building furniture.....	12	2301	2.8	0.1	0.2	0.0	0.0	0.1
School furniture (except stone and concrete), excluding library furniture.....	12	230101	2.9	0.4	0.0	0.0	0.0	0.4
Public building and related furniture, excluding school & restaurant furniture.....	12	230102	2.9	-0.1	0.3	0.0	0.0	0.0
Commercial furniture and fixtures, n.e.c.....	12	24	5.2	0.8	0.1	0.0	0.8	-0.2
Commercial furniture and fixtures, n.e.c.....	12	2401	5.2	0.8	0.1	0.0	0.8	-0.2
Bar, bowling center, cafeteria, and restaurant furniture.....	12	240104	1.4	0.4	0.0	0.0	0.0	-0.1
Other commercial and institutional furniture and fixtures, n.e.c.....	12	240108	7.3	1.0	0.2	0.1	1.1	-0.2
Floor coverings.....	12	3	0.4	0.4	-0.2	-0.4	-0.1	0.0

See footnotes at end of table.

Table 7. Producer price index percentage changes for commodity and service groupings and individual items, not seasonally adjusted — Continued
 [August 2023]

Title	Commodity code		Unadjusted 12-month percent change ¹	Unadjusted 1-month percent change ¹				
	Group code	Item code		Aug. 2022 to Aug. 2023 ^P	Mar. to Apr.	Apr. to May ^P	May to June ^P	June to July ^P
Carpets and rugs.....	12	31	0.3	0.5	-0.2	-0.5	-0.1	0.0
Carpet and rugs.....	12	3101	0.3	0.5	-0.2	-0.5	-0.1	0.0
Carpet and rugs.....	12	310101	0.3	0.5	-0.2	-0.5	-0.1	0.0
Resilient floor coverings.....	12	32	1.4	0.0	0.0	0.0	0.0	0.0
Resilient floor coverings.....	12	3201	1.4	0.0	0.0	0.0	0.0	0.0
Resilient floor coverings.....	12	320170	1.4	0.0	0.0	0.0	0.0	0.0
Household appliances.....	12	4	1.9	0.2	0.7	-0.1	-0.3	1.0
Major appliances.....	12	41	1.8	0.2	0.8	-0.1	-0.4	1.2
Household cooking appliances.....	12	4101	4.6	0.3	1.3	-0.4	-0.5	3.1
Electric household ranges, ovens (including microwave), surface cooking units, and equipment.....	12	410105	3.2	2.7	0.2	-2.0	-0.5	1.5
Gas household ranges, ovens, surface cooking units and equipment. . .	12	410139	4.0	-2.1	1.5	0.1	-0.7	4.2
Other household ranges and cooking equipment, including outdoor equipment.....	12	410169	9.0	0.0	2.4	0.8	-0.3	3.7
Household refrigeration equipment.....	12	4103	-0.5	-0.1	0.6	-0.2	-0.3	-1.4
Household refrigerators, including refrigerator-freezer combinations.....	12	410329	-0.5	0.2	0.3	-0.3	-0.6	-1.3
Other major household appliances including room air-conditioners.....	12	4104	0.6	0.5	0.5	0.7	-0.3	0.4
Room air-conditioners.....	12	410445	-	0.0	0.0	1.0	0.0	0.0
Household vacuum cleaners, including parts and attachments.....	12	43	4.7	0.9	-0.1	0.3	0.0	0.0
Household vacuum cleaners and other floor care machines (including parts and attachments).....	12	4301	4.7	0.9	-0.1	0.3	0.0	0.0
Household vacuum cleaners and other floor care machines (including parts and attachments).....	12	430114	4.7	0.9	-0.1	0.3	0.0	0.0
Electric housewares and fans.....	12	44	0.6	0.0	0.3	-0.1	0.0	0.0
Parts and attachments for small electric household appliances, including fan parts.....	12	4403	3.1	0.0	0.0	0.0	0.0	-0.1
Parts and attachments for small electric household appliances, including fan parts.....	12	440311	3.1	0.0	0.0	0.0	0.0	-0.1
Small electric household appliances, including fans.....	12	4404	0.4	0.0	0.3	-0.1	0.0	0.0
Small electric household appliances, including fans.....	12	440401	0.4	0.0	0.3	-0.1	0.0	0.0
Portable residential lighting fixtures, including parts and accessories.....	12	45	5.7	0.0	0.0	0.0	0.0	0.0
Portable residential lighting fixtures, including parts and accessories.....	12	4501	5.7	0.0	0.0	0.0	0.0	0.0
Portable residential lighting fixtures, including parts and accessories.....	12	450135	5.7	0.0	0.0	0.0	0.0	0.0
Home electronic equipment.....	12	5	2.8	0.0	0.0	0.0	0.0	0.0
Speakers and commercial sound equipment.....	12	57	2.5	0.0	0.0	0.0	0.0	0.0
Speakers and commercial sound equipment.....	12	5707	2.5	0.0	0.0	0.0	0.0	0.0
Speakers and commercial sound equipment.....	12	570708	2.5	0.0	0.0	0.0	0.0	0.0
Other home electronic equipment.....	12	58	3.7	0.0	0.0	0.0	0.0	0.0
Other home electronic equipment, including television receivers and automotive A/V equipment.....	12	5803	3.7	0.0	0.0	0.0	0.0	0.0
All other consumer audio and video equipment, excluding TV receivers and automotive A/V equip.....	12	580301	3.6	0.0	0.0	0.0	0.0	0.0
Other household durable goods.....	12	6	4.2	0.1	-0.6	0.5	-0.4	-0.5
Vitreous china, fine earthenware, and other pottery products.....	12	61	2.6	0.0	2.6	0.0	-0.6	0.0
Vitreous china, porcelain, and earthenware table and kitchenware and other pottery products.....	12	6101	2.6	0.0	2.6	0.0	-0.6	0.0
Vitreous china, porcelain, and earthenware (semivitreous) table and kitchenware.....	12	610104	-2.6	0.0	0.0	0.0	-4.1	0.0
All other pottery products (including china decorated for the trade).....	12	610105	3.6	0.0	3.1	0.0	0.0	0.0
Mirrors (decorated and undecorated).....	12	65	1.4	-0.9	-3.1	2.9	-2.2	-2.8
Mirrors (decorated and undecorated), made from purchased glass.....	12	6501	1.4	-0.9	-3.1	2.9	-2.2	-2.8
Mirrors (decorated and undecorated), made from purchased glass.....	12	650104	1.4	-0.9	-3.1	2.9	-2.2	-2.8
Lawn/garden equipment.....	12	66	3.3	0.3	-0.3	0.0	0.0	0.0
Parts and attachments for consumer lawn, garden, and snow equipment.....	12	6605	4.6	0.2	-1.4	0.0	0.5	0.2
Parts and attachments for consumer lawn, garden, and snow equipment.....	12	660503	4.6	0.2	-1.4	0.0	0.5	0.2
Consumer lawn, garden, and snow equipment.....	12	6607	2.8	0.3	-0.2	0.0	-0.1	0.0
Consumer lawn, garden, and snow equipment.....	12	660701	2.8	0.3	-0.2	0.0	-0.1	0.0
Consumer riding lawn, garden, and snow equipment.....	12	6607011	1.5	0.0	0.0	0.0	0.0	0.0
Consumer nonriding lawn, garden, and snow equipment.....	12	6607012	3.7	0.7	-0.4	0.0	-0.1	0.0
Cutlery, flatware (except precious), razors and razor blades.....	12	67	1.9	1.4	0.0	0.0	0.0	0.0
Cutlery, flatware (except precious), razors and razor blades.....	12	6701	1.9	1.4	0.0	0.0	0.0	0.0
Cutlery, scissors, shears, trimmers, and snips.....	12	670141	4.2	3.0	0.0	0.0	0.0	0.0

See footnotes at end of table.

Table 7. Producer price index percentage changes for commodity and service groupings and individual items, not seasonally adjusted — Continued
 [August 2023]

Title	Commodity code		Unadjusted 12-month percent change ¹	Unadjusted 1-month percent change ¹				
	Group code	Item code		Aug. 2022 to Aug. 2023 ^P	Mar. to Apr.	Apr. to May ^P	May to June ^P	June to July ^P
Metal kitchen utensil, pots, and pans.....	12	68	1.1	0.0	0.0	0.0	0.0	0.0
Metal kitchen utensil, pots, and pans.....	12	6801	1.1	0.0	0.0	0.0	0.0	0.0
Stamped and spun kitchen utensils, aluminum.....	12	680101	—	0.0	0.0	0.0	0.0	0.0
Window shades, blinds, and accessories.....	12	69	14.7	0.0	0.0	0.0	0.0	0.0
Window shades, blinds, and accessories.....	12	6901	14.7	0.0	0.0	0.0	0.0	0.0
Window shades and window shade accessories and rollers.....	12	690101	20.2	0.0	0.0	0.0	0.0	0.0
Other shades and blinds, including curtain and drapery fixtures, poles, & rods.....	12	690103	—	0.0	-0.1	0.0	0.0	0.0
Nonmetallic mineral products.....	13	—	5.8	-0.2	0.2	0.2	0.2	0.1
Glass.....	13	1	2.7	-0.2	-0.4	0.3	-0.5	-0.9
Flat glass.....	13	11	2.3	-0.3	-0.6	0.4	-0.7	-1.2
Specialty glass.....	13	1107	5.6	-0.1	-0.9	-0.2	0.2	-1.0
Specialty glass.....	13	110703	5.6	-0.1	-0.9	-0.2	0.2	-1.0
Other glass products, made by flat glass producers.....	13	1107034	2.3	0.0	0.0	0.0	0.0	0.0
Flat glass (float, sheet, and plate process).....	13	1108	—	-0.8	0.3	2.4	-3.9	—
Flat glass (float, sheet, and plate process).....	13	110811	—	-0.8	0.3	2.4	-3.9	—
Other finished glassware.....	13	13	4.3	0.0	0.3	0.0	0.1	-0.1
Pressed and blown glassware.....	13	1301	4.3	0.0	0.3	0.0	0.1	-0.1
Machine-made pressed & blown table, kitchen, art, & novelty glassware.....	13	130116	3.8	0.0	0.0	0.0	0.0	-0.2
All other machine-made pressed and blown glassware.....	13	130117	5.1	0.0	0.1	0.0	0.2	0.0
Handmade pressed and blown glassware.....	13	130118	7.9	0.0	6.7	0.0	0.0	0.0
Concrete ingredients and related products.....	13	2	9.0	0.1	0.3	0.5	0.4	0.4
Construction sand, gravel, and crushed stone.....	13	21	8.2	0.1	0.2	0.8	0.1	0.6
Construction sand, gravel and crushed stone.....	13	2101	8.2	0.1	0.2	0.8	0.1	0.6
Construction sand and gravel (run of pit/bank, washed, screened, etc.)..	13	210120	6.1	1.2	0.8	0.0	0.2	0.5
Construction sand and gravel, Northeast.....	13	2101201	5.9	0.7	-0.7	0.0	0.0	0.0
Construction sand and gravel, Midwest.....	13	2101202	8.6	2.6	1.6	0.0	0.0	0.0
Construction sand and gravel, West.....	13	2101204	7.9	1.1	1.2	0.1	0.5	1.3
Crushed and broken stone.....	13	210121	9.2	-0.4	-0.1	1.1	0.0	0.6
Crushed and broken limestone.....	13	2101212	8.8	-0.2	0.0	0.7	0.2	0.9
Crushed and broken granite.....	13	2101213	14.0	2.4	-0.9	1.5	0.2	0.1
Bituminous limestone, sandstone, & other crushed & broken stone. ..	13	2101219	6.0	-3.9	0.1	2.4	-0.9	0.0
Cement, hydraulic.....	13	22	11.0	0.1	0.6	-0.1	1.2	0.0
Cement, hydraulic.....	13	2201	11.0	0.1	0.6	-0.1	1.2	0.0
Cement, hydraulic.....	13	220161	11.0	0.1	0.6	-0.1	1.2	0.0
Concrete products.....	13	3	8.7	0.6	0.9	-0.1	0.5	0.3
Concrete block and brick.....	13	31	9.6	1.0	0.0	0.1	0.1	0.5
Structural concrete block.....	13	3111	11.6	1.0	0.1	0.2	0.3	0.7
Structural concrete block.....	13	311135	11.6	1.0	0.1	0.2	0.3	0.7
Structural concrete block, lightweight units (weighing less than 105 lb/cubic ft.) (dry weight).....	13	3111351	10.7	1.8	0.0	0.0	0.0	0.6
Structural concrete block, mediumweight units (weighing 105 - 124 lb/cubic ft.) (dry weight).....	13	3111352	13.5	0.4	0.5	0.2	0.0	0.0
Structural concrete block, normalweight units (weighing 125 lb or more/cubic ft.) (dry weight).....	13	3111353	11.9	0.5	0.0	0.4	0.8	1.1
Decorative concrete block.....	13	3121	10.2	0.8	0.0	0.0	0.0	1.6
Decorative concrete block (including screen, split, slump, shadowal block, etc.).....	13	312101	10.2	0.8	0.0	0.0	0.0	1.6
Concrete brick.....	13	3131	8.2	1.0	0.0	0.0	0.0	0.0
Concrete brick.....	13	313101	8.2	1.0	0.0	0.0	0.0	0.0
Concrete pavers.....	13	3141	7.6	1.0	0.0	0.0	0.0	0.0
Concrete pavers (including grid, interlocking, etc.).....	13	314101	7.6	1.0	0.0	0.0	0.0	0.0
Concrete pipe.....	13	32	9.0	0.7	0.4	1.7	-1.0	-1.9
Concrete pipe.....	13	3201	9.0	0.7	0.4	1.7	-1.0	-1.9
Concrete pipe.....	13	320108	9.0	0.7	0.4	1.7	-1.0	-1.9
Concrete storm sewer pipe.....	13	3201082	6.9	0.0	0.4	-0.1	0.0	-0.6
Concrete pipe, except concrete culvert and storm sewer pipe.....	13	3201083	6.0	0.0	0.2	2.6	0.0	0.0
Ready-mix concrete.....	13	33	9.6	0.7	1.2	-0.4	0.7	0.4
Ready-mix concrete.....	13	3301	9.6	0.7	1.2	-0.4	0.7	0.4
Ready-mix concrete.....	13	330101	9.6	0.7	1.2	-0.4	0.7	0.4
Northeast region ready-mix concrete.....	13	330101A	11.0	1.6	4.1	-0.5	0.0	0.0
Midwest region ready-mix concrete.....	13	330101B	14.2	0.2	1.3	-1.6	1.4	0.0

See footnotes at end of table.

Table 7. Producer price index percentage changes for commodity and service groupings and individual items, not seasonally adjusted — Continued
 [August 2023]

Title	Commodity code		Unadjusted 12-month percent change ¹	Unadjusted 1-month percent change ¹				
	Group code	Item code		Aug. 2022 to Aug. 2023 ^P	Mar. to Apr.	Apr. to May ^P	May to June ^P	June to July ^P
South region ready-mix concrete.....	13	330101C	8.0	0.4	0.9	0.1	1.1	0.3
West region ready-mix concrete.....	13	330101D	7.7	1.3	0.6	-0.2	-0.1	1.2
Precast concrete products.....	13	34	6.9	0.1	0.4	0.6	0.3	0.2
Precast concrete products.....	13	3401	6.9	0.1	0.4	0.6	0.3	0.2
Precast concrete products.....	13	340106	6.9	0.1	0.4	0.6	0.3	0.2
Precast concrete slabs and tile, roof and floor units.....	13	3401061	8.3	0.0	0.0	0.0	0.0	0.0
Precast concrete architectural wall panels.....	13	3401062	1.3	-0.1	0.6	0.0	0.0	0.0
Burial vaults and boxes, precast concrete.....	13	3401063	5.9	0.0	0.0	0.0	0.0	0.0
Precast concrete products (excl burial vaults and boxes, slabs and tile, and arch. wall panels).....	13	3401064	7.8	0.1	0.5	0.8	0.4	0.3
Prestressed concrete products.....	13	35	1.9	0.7	-0.2	-0.3	0.0	0.6
Prestressed concrete products.....	13	3501	1.9	0.7	-0.2	-0.3	0.0	0.6
Prestressed concrete products.....	13	350107	1.9	0.7	-0.2	-0.3	0.0	0.6
Prestressed concrete bridge beams and solid and hollow cored slabs and panels.....	13	3501071	0.3	-0.3	-0.3	-0.6	0.0	-0.3
Prestressed concrete bridge beams.....	13	35010711	-1.6	0.0	0.1	-0.4	0.0	-0.4
Prestressed concrete solid and hollow cored slabs and panels.....	13	35010712	2.6	-1.0	-1.5	-1.0	0.0	0.0
Prestressed concrete products (excl bridge beams and solid and hollow cored slabs and panels).....	13	3501072	3.4	1.8	0.0	0.0	0.0	1.6
Clay construction products ex. refractories.....	13	4	6.5	0.8	1.2	0.4	0.0	-0.1
Brick and structural clay tile.....	13	42	6.4	0.0	0.2	0.0	0.0	-0.1
Building or common brick.....	13	4201	6.3	0.0	0.2	0.0	0.0	-0.1
Building or common brick.....	13	420101	6.3	0.0	0.2	0.0	0.0	-0.1
Glazed brick and other brick (paving, floor, and sewer).....	13	4202	8.4	0.0	0.0	0.0	0.0	0.0
Glazed brick and other brick (paving, floor, and sewer).....	13	420201	8.4	0.0	0.0	0.0	0.0	0.0
Clay floor and wall tile, glazed and unglazed.....	13	44	6.3	1.9	2.4	0.9	0.0	0.0
Clay floor and wall tile, glazed and unglazed (including quarry tile and ceramic mosaic tile).....	13	4401	6.3	1.9	2.4	0.9	0.0	0.0
Clay floor and wall tile, glazed and unglazed (including quarry tile and ceramic mosaic tile).....	13	440131	6.3	1.9	2.4	0.9	0.0	0.0
Structural clay products, n.e.c.....	13	45	9.3	0.0	0.0	0.0	0.0	0.0
Structural clay products, n.e.c.....	13	4501	9.3	0.0	0.0	0.0	0.0	0.0
All other structural clay products, excluding clay refractories.....	13	450199	8.3	0.0	0.0	0.0	0.0	0.0
Refractories.....	13	5	3.7	0.0	0.4	0.1	-0.1	-0.1
Clay refractories.....	13	52	4.5	0.0	0.0	0.0	0.0	0.0
Clay refractories.....	13	5201	4.5	0.0	0.0	0.0	0.0	0.0
Clay refractories.....	13	520181	4.5	0.0	0.0	0.0	0.0	0.0
Nonclay refractories.....	13	53	4.0	0.1	1.5	0.3	-0.5	-0.2
Nonclay refractories (excluding dead-burned magnesia).....	13	5301	4.0	0.1	1.5	0.3	-0.5	-0.2
Nonclay refractories (excluding dead-burned magnesia).....	13	530112	4.0	0.1	1.5	0.3	-0.5	-0.2
Asphalt felts and coatings.....	13	6	3.1	1.9	0.5	1.6	0.9	-1.0
Prepared asphalt and tar roofing and siding products.....	13	61	3.2	2.4	0.5	1.9	1.0	-1.2
Prepared asphalt and tar roofing and siding products.....	13	6101	3.2	2.4	0.5	1.9	1.0	-1.2
Prepared asphalt and tar roofing and siding products.....	13	610131	3.2	2.4	0.5	1.9	1.0	-1.2
Asphalt smooth-surfaced roll roofing and cap sheets, organic and fiberglass base.....	13	6101311	15.2	6.2	-5.9	7.8	0.0	0.0
Asphalt mineral-surfaced roll roofing and cap sheets, organic and fiberglass base.....	13	6101312	5.1	0.0	3.1	0.0	0.0	0.0
Other prepared asphalt and tar products for roofing and siding.....	13	6101317	2.4	-0.1	0.4	0.4	0.1	0.1
Roofing asphalts, pitches, coatings, and cement.....	13	62	1.9	-0.6	0.4	0.3	0.0	0.0
Roofing asphalts, pitches, coatings, and cement.....	13	6201	1.9	-0.6	0.4	0.3	0.0	0.0
Roofing asphalts, pitches, coatings, and cement.....	13	620121	1.9	-0.6	0.4	0.3	0.0	0.0
Gypsum products.....	13	7	-0.8	-1.0	-0.9	-0.2	-0.2	-0.3
Gypsum products.....	13	71	-0.8	-1.0	-0.9	-0.2	-0.2	-0.3
Gypsum products.....	13	7101	-0.8	-1.0	-0.9	-0.2	-0.2	-0.3
Gypsum building materials.....	13	710102	-0.9	-1.1	-1.1	-0.2	-0.3	-0.4
Other gypsum products.....	13	710116	0.0	0.0	0.0	0.0	0.0	0.0
Glass containers.....	13	8	12.0	0.0	0.6	0.0	-0.2	0.4
Glass containers.....	13	81	12.0	0.0	0.6	0.0	-0.2	0.4
Glass containers (including value of packaging).....	13	8101	12.0	0.0	0.6	0.0	-0.2	0.4
Glass containers (including value of packaging).....	13	810104	12.0	0.0	0.6	0.0	-0.2	0.4

See footnotes at end of table.

Table 7. Producer price index percentage changes for commodity and service groupings and individual items, not seasonally adjusted — Continued
 [August 2023]

Title	Commodity code		Unadjusted 12-month percent change ¹	Unadjusted 1-month percent change ¹				
	Group code	Item code		Aug. 2022 to Aug. 2023 ^P	Mar. to Apr.	Apr. to May ^P	May to June ^P	June to July ^P
Other nonmetallic minerals.....	13	9	3.1	-1.7	-0.4	0.0	0.0	0.3
Insulation materials.....	13	92	2.3	0.0	0.9	-0.7	0.2	-0.7
Mineral wool for thermal and acoustical envelope insulation.....	13	9201	-0.3	0.5	-0.2	-0.6	0.3	-1.3
Mineral wool for thermal and acoustical envelope insulation.....	13	920105	-0.3	0.5	-0.2	-0.6	0.3	-1.3
Mineral wool for industrial, equipment, and appliance insulation.....	13	9202	6.8	-0.7	2.6	-0.8	0.1	0.1
Mineral wool for industrial, equipment, and appliance insulation.....	13	920201	6.8	-0.7	2.6	-0.8	0.1	0.1
Paving mixtures and blocks.....	13	94	-1.3	-5.4	-1.5	-0.2	0.0	0.9
Paving mixtures and blocks.....	13	9401	-1.3	-5.4	-1.5	-0.2	0.0	0.9
Paving mixtures and blocks.....	13	940113	-1.3	-5.4	-1.5	-0.2	0.0	0.9
Emulsified asphalt, including liquid additives.....	13	940113A	-0.4	0.8	1.3	0.0	0.4	0.9
Other liquid asphalt and tar paving materials, including cut-backs. . . .	13	940113B	-9.2	0.3	-3.9	-1.0	0.7	0.4
Asphalt and tar paving mixtures (excluding liquid).....	13	940113C	-3.2	-12.9	-4.7	-0.4	-0.7	-0.2
Cut stone and stone products.....	13	95	2.9	0.0	0.5	0.0	0.0	0.0
Cut stone and stone products.....	13	9501	2.9	0.0	0.5	0.0	0.0	0.0
Dressed dimension granite (including gneiss, syenite, diorite, and cut granite).....	13	950111	2.3	0.0	-0.9	0.0	0.0	0.0
Dressed dimension limestone (including dolomite, travertine, calcareous, tufa, & cut limestone).....	13	950121	0.0	0.0	0.0	0.0	0.0	0.0
Dressed dimension marble and other stone.....	13	950151	5.1	0.0	2.7	0.0	0.0	0.0
Gaskets, packing, and sealing devices.....	13	98	4.8	0.1	0.5	1.3	-1.4	0.0
Gaskets and gasketing material.....	13	9801	4.5	0.0	0.7	1.5	-2.1	0.1
Nonmetallic gaskets and gasketing.....	13	980111	4.3	0.0	0.0	2.6	-3.7	0.1
Metallic gaskets and machined seals.....	13	980112	4.6	0.0	1.7	0.0	0.0	0.0
Packing and sealing.....	13	9802	5.6	0.1	0.2	0.9	-0.3	0.0
Compression packing.....	13	980211	3.3	0.0	0.0	0.0	0.0	0.0
Molded packing and sealing devices.....	13	980212	4.0	0.3	0.3	2.0	-0.6	0.0
Rotary oil seals.....	13	980214	11.1	0.0	0.0	0.0	0.0	0.0
Nonmetallic minerals and products, n.e.c.....	13	99	8.0	0.9	-0.4	0.1	0.5	0.6
Clay and stone mining and quarrying.....	13	9902	7.1	1.3	-0.6	0.2	0.5	1.0
Ground or treated minerals and earths.....	13	990209	5.3	1.3	0.6	-0.1	0.2	1.2
Treated lightweight aggregate and crushed slag, minerals and earths.....	13	9902094	5.1	1.2	0.0	0.0	0.1	0.0
Other minerals and earths, treated.....	13	9902096	5.3	1.8	1.3	-0.1	0.0	2.9
Dimension stone mining and quarrying.....	13	990211	23.7	0.0	5.1	0.0	6.4	0.0
Clay, excluding kaolin and ball clay.....	13	990214	4.6	0.6	0.2	-0.2	0.1	-0.1
Bentonite.....	13	990214C	4.3	1.4	0.0	0.0	0.0	0.0
All other nonmetallic minerals, including talc and gypsum.....	13	990299	8.1	2.4	-9.8	1.9	-1.5	1.9
All other nonmetallic mineral products.....	13	9903	4.9	0.4	0.0	0.0	0.5	0.0
Other nonmetallic mineral products.....	13	990319	6.2	0.8	0.0	0.0	0.2	0.0
Transportation equipment.....	14	—	2.3	0.1	0.2	0.0	0.2	0.0
Motor vehicles and equipment.....	14	1	1.6	0.0	0.1	-0.1	0.2	0.0
Motor vehicles.....	14	11	1.7	-0.2	0.0	-0.2	0.2	0.0
Passenger cars and chassis.....	14	1101	-1.7	-0.7	-0.1	-1.0	0.1	0.1
Passenger cars and chassis.....	14	110131	-1.7	-0.7	-0.1	-1.0	0.1	0.1
Motorcycles, including three-wheel motorbikes, motorscooters, mopeds, and parts.....	14	1104	5.4	0.0	0.0	0.4	0.0	0.0
Motorcycles, including three-wheel motorbikes, motorscooters, mopeds, and parts.....	14	110401	5.4	0.0	0.0	0.4	0.0	0.0
Trucks, truck tractors, & bus chassis 14,000 lb or less, incl. minivans & suvs.....	14	1105	3.2	-0.1	-0.1	0.0	0.2	-0.1
Trucks, truck tractors, & bus chassis 14,000 lb or less, incl. minivans & suvs.....	14	110571	3.2	-0.1	-0.1	0.0	0.2	-0.1
Trucks, over 14,000 lbs GVW.....	14	1106	1.9	0.1	0.1	0.3	0.4	0.0
Trucks, over 14,000 lbs GVW.....	14	110684	1.9	0.1	0.1	0.3	0.4	0.0
Truck, truck tractors, and bus chassis (chassis of own manufacture) 14,001 to 33,000 lbs.....	14	1106841	—	0.0	0.6	1.5	0.0	0.0
Buses, including military and firefighting vehicles (chassis of own manufacture).....	14	1106843	3.8	0.2	0.0	0.0	1.0	0.0
Motor vehicles parts.....	14	12	1.3	0.2	0.2	-0.1	0.2	0.0
Motor vehicles parts.....	14	1205	1.3	0.2	0.2	-0.1	0.2	0.0
Gasoline engines and engine parts, excl. carburetors, pistons, and valves.....	14	120501	0.7	0.2	0.1	-0.3	0.1	0.4
Motor vehicle steering and suspension parts.....	14	120502	1.9	0.0	-0.4	0.2	0.6	0.0
Motor vehicle transmission and power train.....	14	120503	1.2	-0.4	0.1	0.0	0.6	0.0

See footnotes at end of table.

Table 7. Producer price index percentage changes for commodity and service groupings and individual items, not seasonally adjusted — Continued
 [August 2023]

Title	Commodity code		Unadjusted 12-month percent change ¹	Unadjusted 1-month percent change ¹				
	Group code	Item code		Aug. 2022 to Aug. 2023 ^P	Mar. to Apr.	Apr. to May ^P	May to June ^P	June to July ^P
Motor vehicle drive train components, except wheels and brakes, new.....	14	1205031	1.1	-0.5	0.1	0.0	0.6	0.0
Motor vehicle transmissions except auxiliary and parts, new.....	14	12050310	4.7	0.0	0.0	0.0	-0.4	0.2
Parts for manual and automatic transmissions, new.....	14	12050313	0.7	-0.4	0.3	0.0	1.3	0.0
Other motor vehicle drive train components, except wheels and brakes, new.....	14	12050315	0.2	0.2	0.0	0.1	0.4	-0.2
Motor vehicle drive train components, rebuilt.....	14	1205033	3.4	0.0	0.0	0.0	0.0	0.0
Motor vehicle brake systems.....	14	120504	2.0	1.9	0.2	-0.2	-0.6	0.2
Motor vehicle brake parts and assemblies, new.....	14	1205041	1.2	2.1	0.2	-0.2	-0.6	0.2
Motor vehicle drum brake assemblies and parts, new.....	14	1205041A	5.0	-0.9	0.6	-0.7	1.0	-0.1
Other motor vehicle brake parts and assemblies, new.....	14	1205041B	3.2	0.1	0.0	0.0	0.4	0.6
Motor vehicle disc brake assemblies and parts, new.....	14	1205041C	-1.6	9.0	0.0	0.0	-3.6	0.0
Filters for internal combustion engines and motor vehicles.....	14	120505	2.5	1.0	0.5	0.0	0.0	0.0
Other motor vehicle parts.....	14	120508	5.0	0.2	0.1	0.5	0.4	0.0
Vehicle seating and interior trim.....	14	120511	0.3	0.0	0.1	-0.7	0.0	0.0
Automobile trimmings.....	14	1205111	2.1	0.0	-0.2	-0.3	0.0	-0.1
Seats for public conveyance and aircraft.....	14	1205113	0.7	0.0	0.5	-1.1	-0.1	0.1
Motor vehicle air conditioning systems and compressors.....	14	120512	-	-0.2	0.3	0.0	-0.2	-
Carburetors, pistons, piston rings, and valves.....	14	120513	5.7	0.5	0.0	0.0	0.3	0.7
Motor vehicle electrical and electronic equipment.....	14	120514	3.8	0.4	0.2	-0.1	0.0	0.0
Vehicular lighting equipment.....	14	1205141	3.7	0.0	0.1	-0.1	0.0	0.0
Other motor vehicle electrical and electronic equipment.....	14	1205142	3.8	0.5	0.2	0.0	0.0	0.0
Battery charging alternators, generators, and regulators.....	14	12051422	0.2	0.5	0.3	0.0	-0.1	0.0
Parts for electrical and electronic engine equipment.....	14	12051424	-0.3	1.3	0.0	0.0	0.0	0.0
All other miscellaneous non-engine electrical and electronic equipment.....	14	12051425	4.3	0.2	0.0	-0.1	0.0	0.0
All other miscellaneous complete engine electrical equipment, including spark plugs.....	14	12051426	5.2	1.5	0.5	-0.1	0.0	0.0
Truck and bus bodies.....	14	13	4.9	0.3	0.0	-0.2	0.5	0.1
Truck and bus bodies sold separately.....	14	1301	4.4	0.4	-0.1	-0.4	0.6	0.1
Other truck and vehicle bodies, sold separately.....	14	13015	3.7	-0.1	0.0	-0.5	0.0	0.0
Dump truck bodies, sold separately.....	14	130151	-11.4	0.0	0.0	-3.5	0.0	0.0
All other truck and vehicle bodies, sold separately.....	14	130152	7.8	-0.1	0.0	0.0	0.0	0.0
Service truck bodies, sold separately.....	14	130153	8.5	0.1	0.0	3.2	0.0	0.0
Complete vehicles on purchased chassis.....	14	1302	4.4	0.0	0.3	0.4	0.0	0.1
Buses and firefighting vehicles, complete, produced on purchased chassis.....	14	13027	1.4	0.0	0.1	0.1	0.0	0.1
Buses and firefighting vehicles, complete, produced on purchased chassis.....	14	130275	1.4	0.0	0.1	0.1	0.0	0.1
Other trucks and vehicles, complete, produced on purchased chassis, except upfitting trucks.....	14	130294	7.7	0.0	1.1	0.9	0.1	0.1
Truck trailers.....	14	14	-2.1	0.5	-0.2	0.0	-0.8	0.0
Truck trailers.....	14	1406	-2.1	0.5	-0.2	0.0	-0.8	0.0
Truck trailers and chassis, axle rating 10,000 lb or more.....	14	140602	-2.3	0.5	-0.2	0.0	-0.9	0.0
Truck trailers and chassis, axle rating less than 10,000 lb.....	14	140603	0.4	0.3	-0.2	0.0	0.0	0.0
Motor homes, built on purchased chassis.....	14	15	2.0	0.0	0.0	0.0	0.6	0.0
Motor homes, built on purchased chassis.....	14	1501	2.0	0.0	0.0	0.0	0.6	0.0
Motor homes, built on purchased chassis.....	14	150101	2.0	0.0	0.0	0.0	0.6	0.0
Travel trailers and campers.....	14	16	2.5	0.0	0.0	0.0	0.5	0.2
Travel trailers.....	14	1601	2.7	0.0	0.0	0.0	0.6	0.2
Travel trailers.....	14	160101	2.7	0.0	0.0	0.0	0.6	0.2
Conventional travel trailers.....	14	1601016	4.5	0.0	0.0	0.0	0.9	0.3
Fifth wheel travel trailers.....	14	1601017	-	-	-	-	0.0	-
Camping trailers, campers, pick-up covers, and parts.....	14	1602	1.6	0.0	0.0	0.0	0.0	0.0
Camping trailers, campers, pick-up covers, and parts.....	14	160201	1.6	0.0	0.0	0.0	0.0	0.0
Other parts and components, excluding appliances and furnishings.....	14	1602013	-	0.0	0.0	0.0	0.0	-
Truck campers, caps, box covers, and fold-down camping trailers.....	14	1602014	-	0.0	0.0	0.0	0.0	0.0
Aircraft and aircraft equipment.....	14	2	4.1	0.4	0.4	0.2	0.1	0.0
Aircraft.....	14	21	4.0	0.5	0.6	0.3	0.1	0.0
Civilian aircraft.....	14	2102	6.1	0.7	0.8	0.5	0.2	0.0
Civilian aircraft.....	14	210206	6.1	0.7	0.8	0.5	0.2	0.0
Military aircraft.....	14	2104	-0.6	0.0	0.0	0.0	0.0	0.0
Military aircraft.....	14	210401	-0.6	0.0	0.0	0.0	0.0	0.0
Aircraft engine and engine parts.....	14	23	2.9	0.3	0.1	0.0	0.3	0.1
Aircraft engine and engine parts.....	14	2301	2.9	0.3	0.1	0.0	0.3	0.1

See footnotes at end of table.

Table 7. Producer price index percentage changes for commodity and service groupings and individual items, not seasonally adjusted — Continued
 [August 2023]

Title	Commodity code		Unadjusted 12-month percent change ¹	Unadjusted 1-month percent change ¹				
	Group code	Item code		Aug. 2022 to Aug. 2023 ^P	Mar. to Apr.	Apr. to May ^P	May to June ^P	June to July ^P
Aircraft engine and engine parts.	14	230101	2.9	0.3	0.1	0.0	0.3	0.1
Aeronautical services on aircraft engines.	14	2301015	4.3	0.6	0.0	0.0	0.0	0.0
Aircraft engine parts and accessories.	14	2301017	3.9	0.3	0.1	0.1	0.5	0.2
Parts and accessories for military aircraft engines.	14	23010175	2.1	0.1	0.3	0.3	0.2	0.0
Parts and accessories for civilian aircraft engines.	14	23010177	4.6	0.5	0.1	0.0	0.7	0.3
Other aircraft parts and equipment.	14	25	5.5	0.1	0.0	0.0	0.0	0.0
Other aircraft parts and equipment.	14	2501	5.5	0.1	0.0	0.0	0.0	0.0
Aircraft propellers and helicopter rotors.	14	250102	5.0	0.0	0.0	0.0	0.2	0.0
Aircraft parts and auxiliary equipment.	14	250103	5.5	0.1	0.0	0.0	0.0	0.0
Aircraft landing gear for civilian and military aircraft.	14	2501032	14.1	0.0	0.0	0.0	0.0	0.0
Other aircraft subassemblies and parts for military aircraft.	14	2501033	1.4	0.4	0.4	-0.1	0.1	0.0
Other aircraft subassemblies and parts for civilian aircraft.	14	2501034	7.0	0.1	0.0	0.0	0.0	0.0
Ships and boats.	14	3	2.3	0.1	0.5	0.3	0.6	-0.1
Ships.	14	31	1.8	0.1	0.8	0.0	0.6	0.0
Military self-propelled ships, new construction.	14	3102	0.1	0.1	0.0	0.0	0.8	0.0
Military self-propelled ships, new construction.	14	310201	0.1	0.1	0.0	0.0	0.8	0.0
Nonmilitary self-propelled ships, new construction.	14	3103	1.1	0.0	0.0	0.0	0.0	0.0
Nonmilitary self-propelled ships, new construction.	14	310301	1.1	0.0	0.0	0.0	0.0	0.0
Boats.	14	32	3.3	0.1	0.1	0.7	0.6	-0.2
Outboard motorboats, including commercial and military (except sailboats and lifeboats).	14	3201	3.0	0.1	0.0	0.5	0.7	-0.3
Outboard motorboats, wood or metal, incl. comm. and military (exc. sailboats and lifeboats).	14	320107	2.5	0.4	0.1	0.4	0.7	-1.4
Outboard motorboats, plastics/fiberglass, incl. comm. and mil. (exc. sailboats and lifeboats).	14	320108	3.2	0.0	0.0	0.6	0.6	0.3
Inboard motorboats, including commercial and military (except sailboats and lifeboats).	14	3202	5.5	0.1	0.0	0.8	1.1	0.3
Inboard cabin cruisers, including commercial and military (except sailboats and lifeboats).	14	320206	6.2	0.2	0.0	0.9	0.6	0.0
Other inboard motorboats, including commercial and military (except sailboats and lifeboats).	14	320207	4.3	-0.3	0.0	0.4	2.1	0.9
Inboard-outdrive boats, including commercial and military (except sailboats and lifeboats).	14	3203	3.3	0.0	0.0	3.0	0.0	0.0
All other inboard-outdrive boats, incl. comm. and military (except sailboats and lifeboats).	14	320310	3.1	0.0	0.0	2.9	0.0	0.0
All other boats (excluding military and commercial).	14	3204	7.5	0.0	0.5	0.2	0.0	0.0
All other boats (excluding military and commercial).	14	320406	7.5	0.0	0.5	0.2	0.0	0.0
Railroad equipment.	14	4	1.7	0.0	0.0	0.0	0.3	0.0
Railroad cars and locomotives.	14	44	—	0.0	0.0	0.0	0.0	—
Railroad cars and locomotives.	14	4401	—	0.0	0.0	0.0	0.0	—
Railroad cars.	14	440102	—	0.0	0.0	0.0	-0.1	—
Railway maintenance of way equipment and parts.	14	45	4.9	0.0	0.0	0.0	1.2	0.0
Railway maintenance of way equipment and parts.	14	4501	4.9	0.0	0.0	0.0	1.2	0.0
Air brake and other brake equipment.	14	450101	1.0	0.0	0.0	0.0	0.0	0.0
Railway maintenance of way & all other railroad and streetcar equipment, parts and accessories.	14	450102	5.9	-0.1	0.0	0.0	1.8	0.0
Transportation equipment, n.e.c.	14	9	1.2	-0.2	0.0	-0.1	-0.3	0.1
Transportation equipment, n.e.c.	14	91	1.2	-0.2	0.0	-0.1	-0.3	0.1
Other transportation equipment, incl. golf carts, vehicle trailers, and all-terrain vehicles.	14	9111	1.2	-0.2	0.0	-0.1	-0.3	0.1
Automobile and light truck trailers.	14	911104	-2.0	-0.6	0.0	0.1	-0.2	0.3
All other miscellaneous transportation equipment, including all-terrain vehicles.	14	911105	3.4	0.0	0.0	-0.2	-0.5	0.0
All-terrain vehicles and parts.	14	9111051	6.3	0.0	-0.1	-0.5	0.1	0.0
All other miscellaneous transportation equipment and parts.	14	9111052	2.2	0.1	0.0	0.0	-0.8	0.0
Miscellaneous products.	15	—	5.2	0.0	1.0	0.1	0.3	0.5
Toys, sporting goods, small arms, etc.	15	1	5.2	-0.2	0.3	0.0	0.0	1.2
Toys, games, and children's vehicles.	15	11	2.3	0.0	0.0	0.0	0.0	0.0
Toys, games, and children's vehicles.	15	1101	2.3	0.0	0.0	0.0	0.0	0.0
Nonelectronic games and puzzles (excl. toys), and electronic toys (incl. parts).	15	110152	—	0.0	0.0	0.0	0.0	—
Nonelectronic games and puzzles, including parts.	15	1101521	—	0.0	0.0	0.0	0.0	—
Other nonelectronic toys, including parts.	15	110154	6.4	0.0	0.0	0.0	0.0	0.0
Models, science & craft kits/supply, & collectors' miniatures.	15	110155	1.9	0.0	0.0	0.0	0.0	0.0

See footnotes at end of table.

Table 7. Producer price index percentage changes for commodity and service groupings and individual items, not seasonally adjusted — Continued
 [August 2023]

Title	Commodity code		Unadjusted 12-month percent change ¹	Unadjusted 1-month percent change ¹				
	Group code	Item code		Aug. 2022 to Aug. 2023 ^P	Mar. to Apr.	Apr. to May ^P	May to June ^P	June to July ^P
Sporting and athletic goods.....	15	12	8.5	-0.3	0.4	0.0	0.0	2.2
Sporting and athletic goods.....	15	1201	8.5	-0.3	0.4	0.0	0.0	2.2
Golf equipment, excluding apparel and shoes.....	15	120127	24.4	0.0	0.0	0.0	0.0	8.2
Bicycles, adult tricycles, unicycles and parts.....	15	120182	-5.7	-3.9	0.8	0.0	0.0	0.0
Playground equipment.....	15	120185	10.5	0.0	3.6	0.0	0.0	0.0
Gymnasium and exercise equipment.....	15	120192	0.0	0.0	0.0	0.0	0.0	0.0
Other sporting and athletic goods.....	15	120193	2.4	0.0	0.0	0.0	0.0	0.0
Small arms and ammunition.....	15	13	0.3	-0.2	0.1	0.0	0.0	-0.3
Small arms.....	15	1301	0.3	0.0	0.0	0.0	0.0	0.0
Single barrel shotguns, other small firearms n.e.c., and parts & attachments for small arms.....	15	130128	0.5	0.0	0.0	0.0	0.0	0.0
Small arms ammunition.....	15	1302	0.2	-0.4	0.2	0.1	0.0	-0.9
Small arms cartridges and shells.....	15	130281	-0.1	-0.5	0.2	0.2	0.0	-1.1
Other ammunition products.....	15	130282	-	0.0	0.0	0.0	0.0	0.0
Tobacco products, incl. stemmed & redried.....	15	2	10.7	0.1	1.9	0.0	1.0	1.2
Cigarettes, excluding electronic.....	15	21	11.6	0.0	1.9	0.0	1.1	1.4
Cigarettes, excluding electronic.....	15	2101	11.6	0.0	1.9	0.0	1.1	1.4
Cigarettes, excluding electronic.....	15	210105	11.6	0.0	1.9	0.0	1.1	1.4
Stemmed and redried tobacco.....	15	24	2.6	0.3	0.0	0.0	0.0	-0.2
Stemmed and redried tobacco.....	15	2402	2.6	0.3	0.0	0.0	0.0	-0.2
Stemmed and redried tobacco.....	15	240208	2.6	0.3	0.0	0.0	0.0	-0.2
Tobacco, unstemmed leaf, redried before packing.....	15	2402081	3.5	0.5	0.0	-0.1	0.0	0.1
Tobacco, stemmed.....	15	2402084	1.5	0.0	0.0	0.0	0.0	-0.7
Other tobacco products.....	15	25	6.5	0.8	2.3	0.2	0.2	0.0
Other tobacco products.....	15	2501	6.5	0.8	2.3	0.2	0.2	0.0
Other tobacco products.....	15	250101	6.5	0.8	2.3	0.2	0.2	0.0
Cigars.....	15	2501011	7.3	4.7	0.2	1.3	1.0	0.0
Chewing and smoking tobacco.....	15	2501014	6.2	0.0	2.9	0.0	0.0	0.0
Notions.....	15	3	1.5	1.2	0.0	0.0	0.0	0.0
Fasteners, zippers, buttons, needles, pins, and buckles.....	15	32	1.5	1.2	0.0	0.0	0.0	0.0
Fasteners, zippers, buttons, needles, pins, and buckles.....	15	3201	1.5	1.2	0.0	0.0	0.0	0.0
Fasteners, zippers, buttons, needles, pins, and buckles (except precious metal).....	15	320100	1.5	1.2	0.0	0.0	0.0	0.0
Photographic equipment and supplies.....	15	4	2.6	-0.5	3.2	-3.5	0.4	0.9
Photographic supplies.....	15	42	2.6	-0.6	3.9	-5.0	0.6	1.1
Photographic supplies.....	15	4206	2.6	-0.6	3.9	-5.0	0.6	1.1
Photographic supplies.....	15	420601	2.6	-0.6	3.9	-5.0	0.6	1.1
Prepared photographic chemicals.....	15	4206011	3.4	0.0	0.0	0.4	0.0	-0.1
Photographic sensitized film, plates, paper, & cloth.....	15	4206012	2.7	-0.9	5.5	-7.0	0.8	1.6
Photographic sensitized film, plates, paper, & cloth, silver-halide-type (excl X-ray).....	15	42060121	-1.1	-1.0	6.6	-8.4	1.0	1.9
Photographic sensitized film, plates, paper & cloth, other than silver-halide-type (incl X-ray).....	15	42060122	3.7	0.0	0.0	0.6	0.0	0.0
Mobile homes.....	15	5	-3.6	0.0	0.4	0.2	0.0	0.0
Manufactured homes (mobile homes), all sizes (incl. multisection).....	15	53	-3.6	0.0	0.4	0.2	0.0	0.0
Manufactured mobile homes and nonresidential mobile buildings.....	15	5303	-3.6	0.0	0.4	0.2	0.0	0.0
Manufactured homes (mobile homes), all width sizes (incl. multisection).....	15	530301	-3.6	0.0	0.4	0.2	0.0	0.0
Medical, surgical & personal aid devices.....	15	6	2.8	-0.1	0.1	0.6	-0.1	0.1
Surgical and medical instruments.....	15	62	2.8	-0.1	0.4	0.0	-0.1	0.0
Surgical and medical instruments.....	15	6201	2.8	-0.1	0.4	0.0	-0.1	0.0
Surgical and medical instruments.....	15	620103	2.8	-0.1	0.4	0.0	-0.1	0.0
Surgical and medical catheters.....	15	6201031	-1.0	-0.4	0.0	0.0	0.0	0.0
Orthopedic and surgical instruments.....	15	6201033	1.6	0.0	0.6	0.1	-0.5	0.1
Other surgical and medical apparatus and instruments, excluding parts.....	15	6201037	3.5	-0.2	0.0	0.0	0.0	0.0
Parts for surgical and medical apparatus and instruments.....	15	6201038	4.0	0.0	-0.3	0.1	0.0	0.1
Medical and surgical appliances and supplies.....	15	63	2.4	-0.2	-0.4	0.6	-0.1	0.3
Medical and surgical appliances and supplies.....	15	6301	2.4	-0.2	-0.4	0.6	-0.1	0.3
Medical and surgical appliances and supplies.....	15	630104	2.4	-0.2	-0.4	0.6	-0.1	0.3
Artificial joints and limbs.....	15	6301041	-	-1.5	1.3	-1.4	0.2	0.9
Other orthopedic and prosthetic appliances.....	15	6301042	0.1	0.0	-1.2	0.0	0.1	0.0

See footnotes at end of table.

Table 7. Producer price index percentage changes for commodity and service groupings and individual items, not seasonally adjusted — Continued
 [August 2023]

Title	Commodity code		Unadjusted 12-month percent change ¹	Unadjusted 1-month percent change ¹				
	Group code	Item code		Aug. 2022 to Aug. 2023 ^P	Mar. to Apr.	Apr. to May ^P	May to June ^P	June to July ^P
All other surgical and medical items.....	15	6301044	3.2	0.0	-0.6	1.0	-0.2	0.2
Ophthalmic goods.....	15	64	6.4	0.0	0.0	4.4	0.0	0.0
Ophthalmic goods.....	15	6401	6.4	0.0	0.0	4.4	0.0	0.0
Dental equipment and supplies.....	15	65	0.4	0.0	0.2	0.0	0.0	0.0
Dental equipment and supplies.....	15	6501	0.4	0.0	0.2	0.0	0.0	0.0
Dental equipment and supplies.....	15	650107	0.4	0.0	0.2	0.0	0.0	0.0
Professional dental equipment and supplies.....	15	6501071	2.1	0.0	0.1	0.0	0.0	0.0
Professional dental equipment.....	15	65010713	4.2	0.0	0.0	0.0	0.0	0.0
Professional dental supplies.....	15	65010714	—	0.0	0.2	0.0	0.0	0.0
Other industrial safety equipment.....	15	7	6.6	0.4	0.0	0.3	0.3	0.8
Personal safety equipment and clothing.....	15	71	6.6	0.4	0.0	0.3	0.3	0.8
Personal safety equipment and clothing.....	15	7108	6.6	0.4	0.0	0.3	0.3	0.8
Personal safety equipment and clothing.....	15	710802	6.6	0.4	0.0	0.3	0.3	0.8
Other miscellaneous products.....	15	9	3.8	0.1	1.5	-0.1	0.1	-0.1
Burial caskets.....	15	91	10.4	1.8	0.0	0.0	0.0	0.0
Burial caskets.....	15	9101	10.4	1.8	0.0	0.0	0.0	0.0
Burial caskets.....	15	910109	10.4	1.8	0.0	0.0	0.0	0.0
Metal burial caskets & coffins, completely lined & trimmed, adult sizes.....	15	9101091	10.4	1.1	0.0	0.0	0.0	0.0
Musical instruments.....	15	93	3.4	0.2	0.8	0.0	0.6	0.0
Musical instruments.....	15	9301	3.4	0.2	0.8	0.0	0.6	0.0
Nonelectronic pianos, organs, and nonelectronic piano and organ parts, excluding benches.....	15	930113	2.6	0.0	2.4	0.0	0.2	0.0
Other musical instruments and parts.....	15	930117	3.5	0.2	0.5	0.0	0.7	0.0
Other nonelectronic musical instruments.....	15	9301172	2.9	0.0	2.5	0.0	0.0	0.0
Other musical instrument parts & accessories, sold separately, excl. benches & instrument cases.....	15	9301173	6.5	—	—	—	—	0.0
Jewelry and jewelry products.....	15	94	3.8	1.4	0.7	-1.1	-0.3	-0.5
Jewelry (gold and platinum) and silverware.....	15	9402	2.2	1.5	1.0	-1.7	-0.5	-1.0
Jewelry, gold and platinum.....	15	940222	2.2	1.5	1.0	-1.7	-0.5	-1.0
Costume jewelry and novelties.....	15	9404	7.1	1.1	0.9	0.0	0.0	0.0
Costume jewelry and novelties.....	15	940415	7.1	1.1	0.9	0.0	0.0	0.0
All other jewelry and personal goods (excluding costume).....	15	9407	3.2	1.3	0.3	-0.5	-0.3	0.0
All other jewelry and personal goods (excluding costume).....	15	940714	3.2	1.3	0.3	-0.5	-0.3	0.0
Jewelers' material and lapidary work.....	15	9408	7.3	2.1	-0.4	0.0	-0.1	-0.1
Pens, pencils, and marking devices.....	15	95	3.7	0.0	0.0	0.0	0.0	-0.1
Pens, markers, mechanical pencils, and associated parts.....	15	9502	5.9	0.0	0.0	0.0	0.0	-0.5
Pens, markers, mechanical pencils, and associated parts.....	15	950210	5.9	0.0	0.0	0.0	0.0	-0.5
Lead pencils, art goods, office supplies and small office equipment, excluding paper.....	15	9503	2.8	0.0	0.0	0.0	0.0	0.0
Lead pencils, art goods, office supplies and small office equipment, excluding paper.....	15	950307	2.8	0.0	0.0	0.0	0.0	0.0
Marking devices.....	15	9504	3.2	0.0	0.0	0.1	0.0	0.0
Marking devices.....	15	950406	3.2	0.0	0.0	0.1	0.0	0.0
Brooms and brushes.....	15	97	3.0	0.1	0.0	-0.1	0.0	0.0
Brooms, brushes and mops.....	15	9705	3.0	0.1	0.0	-0.1	0.0	0.0
Brooms, mops, and dusters.....	15	970501	4.1	0.0	0.0	0.0	0.0	0.0
Brooms.....	15	9705011	5.3	0.0	0.0	0.0	0.0	0.0
Mops and dusters, including refills.....	15	9705012	2.9	0.0	0.0	0.0	0.0	0.0
Paint and varnish brushes and rollers.....	15	970502	3.2	0.0	0.0	0.0	0.0	0.0
Paint and varnish brushes.....	15	9705021	4.9	0.0	0.0	0.0	0.0	0.0
Paint holders, pads, roller frames, and rollers.....	15	9705022	1.8	0.0	0.0	0.0	0.0	0.0
Other brushes, excl. paint and varnish brushes.....	15	970503	2.4	0.3	0.1	-0.1	0.0	0.0
Personal brushes.....	15	9705031	—	0.7	0.0	-0.3	0.0	—
Brushes, other than personal.....	15	9705032	3.9	0.0	0.1	0.0	0.0	0.0
Miscellaneous products, n.e.c.....	15	9A	3.6	-0.3	2.2	0.1	0.2	0.0
Candles.....	15	9A01	0.0	0.0	0.0	0.0	0.0	0.0
Candles.....	15	9A0101	0.0	0.0	0.0	0.0	0.0	0.0
Signs and advertising displays.....	15	9A04	5.1	0.0	3.7	0.0	0.2	0.0
Non-electric signs and displays.....	15	9A0402	5.8	0.0	3.2	0.0	0.4	0.0
All other miscellaneous fabricated products and recyclable materials.....	15	9A09	1.8	-0.7	0.4	0.2	0.1	0.0
Other miscellaneous fabricated products.....	15	9A0901	5.0	0.1	0.2	0.2	0.1	0.0
Reproduction of audio and video media and software.....	15	9D	4.3	0.0	0.2	0.3	0.0	0.5

See footnotes at end of table.

Table 7. Producer price index percentage changes for commodity and service groupings and individual items, not seasonally adjusted — Continued
[August 2023]

Title	Commodity code		Unadjusted 12-month percent change ¹	Unadjusted 1-month percent change ¹				
	Group code	Item code		Aug. 2022 to Aug. 2023 ^P	Mar. to Apr.	Apr. to May ^P	May to June ^P	June to July ^P
Reproduction of audio and video media and software.	15	9D01	4.3	0.0	0.2	0.3	0.0	0.5
Services²								
Transportation services.	30	—	-2.2	-1.5	-0.7	0.4	0.1	0.7
Transportation of freight and mail.	30	1	-3.6	-1.7	-0.3	-0.6	0.2	1.1
Rail transportation of freight and mail.	30	11	-0.9	-0.2	-0.9	-0.4	-0.1	0.4
Rail transportation of freight and mail.	30	1101	-0.9	-0.2	-0.9	-0.4	-0.1	0.4
Rail transportation of freight and mail.	30	110101	-0.9	-0.2	-0.9	-0.4	-0.1	0.4
Truck transportation of freight.	30	12	-9.6	-3.0	-0.5	-0.7	-0.8	1.6
Local motor carrying.	30	1201	-9.0	-0.1	-3.0	-0.5	0.6	0.6
Local motor carrying.	30	120101	-9.0	-0.1	-3.0	-0.5	0.6	0.6
Long-distance motor carrying.	30	1202	-9.8	-3.9	0.4	-0.8	-1.2	1.9
Long-distance motor carrying.	30	120201	-9.8	-3.9	0.4	-0.8	-1.2	1.9
Water transportation of freight.	30	13	-1.6	0.2	5.6	-2.1	-1.8	1.7
Deep sea water transportation of freight.	30	1301	-12.6	-0.6	8.3	-5.2	-4.3	1.8
Deep sea water transportation of freight.	30	130101	-12.6	-0.6	8.3	-5.2	-4.3	1.8
Coastal and intercoastal water transportation of freight.	30	1302	6.0	1.7	-1.7	0.8	0.0	3.2
Coastal and intercoastal water transportation of freight.	30	130201	6.0	1.7	-1.7	0.8	0.0	3.2
Great Lakes-St Lawrence Seaway water transportation of freight.	30	1303	-5.5	-0.9	-2.6	-0.6	-0.2	1.8
Great Lakes-St Lawrence Seaway water transportation of freight.	30	130301	-5.5	-0.9	-2.6	-0.6	-0.2	1.8
Inland waterways transportation of freight.	30	1304	13.8	-0.1	11.8	-0.2	0.0	0.1
Inland waterways transportation of freight.	30	130401	13.8	-0.1	11.8	-0.2	0.0	0.1
Air transportation of freight.	30	14	-7.4	0.4	-1.4	-0.8	1.0	0.9
Air transportation of freight.	30	1401	-7.4	0.4	-1.4	-0.8	1.0	0.9
Air transportation of freight, domestic.	30	140102	1.6	0.1	-0.5	-0.5	1.5	1.1
Air transportation of freight, international.	30	140103	-15.1	1.0	-2.8	-1.4	0.1	0.5
Courier, messenger, and U.S. postal services.	30	16	6.0	-0.3	-0.3	-0.2	1.5	0.8
U.S. Postal Service.	30	1601	9.0	0.0	0.0	0.0	3.8	0.0
Mailing services (market dominant services).	30	160107	10.6	0.0	0.0	0.0	5.8	0.0
First class mail.	30	1601071	9.6	0.0	0.0	0.0	5.1	0.0
Periodicals mail.	30	1601072	11.5	0.0	0.0	0.0	8.1	-0.5
Standard class mail.	30	1601073	12.2	0.0	0.0	0.0	6.6	0.0
Package services mail.	30	1601074	9.2	0.0	0.0	0.0	5.3	0.0
Special services and fees.	30	1601075	10.7	0.0	0.0	0.0	6.1	0.0
Shipping services (competitive services).	30	160108	6.3	0.0	0.0	0.0	-0.7	0.1
Courier and messenger services, except air.	30	1602	4.4	-0.2	0.2	-0.2	0.1	0.4
Courier and messenger services, except air.	30	160201	4.4	-0.2	0.2	-0.2	0.1	0.4
Air mail and package delivery services, excluding by USPS.	30	1603	3.6	-0.9	-1.4	-0.7	0.5	2.5
Air mail and package delivery services, excluding by USPS.	30	160301	3.6	-0.9	-1.4	-0.7	0.5	2.5
Pipeline transportation.	30	17	5.3	-1.1	0.2	-1.2	3.8	0.1
Pipeline transportation of petroleum products.	30	1701	8.1	-1.8	0.0	0.1	9.2	0.2
Pipeline transportation of crude petroleum.	30	170101	5.3	-3.4	0.0	0.0	8.1	0.4
Pipeline transportation of refined petroleum products.	30	170102	11.3	0.0	0.0	0.3	10.3	0.0
Pipeline transportation of natural gas.	30	1702	3.0	-0.6	0.4	-2.1	0.0	0.0
Pipeline transportation of natural gas.	30	170201	3.0	-0.6	0.4	-2.1	0.0	0.0
Transportation of passengers (partial).	30	2	3.9	-0.5	-2.4	4.7	-0.4	-1.0
Rail transportation of passengers.	30	21	0.0	0.0	0.0	0.0	0.0	0.0
Rail transportation of passengers.	30	2101	0.0	0.0	0.0	0.0	0.0	0.0
Rail transportation of passengers.	30	210101	0.0	0.0	0.0	0.0	0.0	0.0
Airline passenger services.	30	22	4.0	-0.5	-2.5	4.8	-0.4	-1.0
Airline passenger services.	30	2201	4.0	-0.5	-2.5	4.8	-0.4	-1.0
Airline passenger services, domestic.	30	220101	2.7	0.3	-2.3	1.9	-1.7	-0.8
Airline passenger services, international.	30	220102	6.6	-2.5	-2.9	12.8	3.1	-1.4
Services related to transportation activities.	31	—	-15.7	-1.2	-0.3	1.5	-0.3	-4.6
Services related to water transportation.	31	1	2.1	-0.2	0.8	-0.3	0.1	0.1
Towing, tugging, docking, and related services.	31	11	4.7	-0.1	1.6	-0.3	0.0	-0.1
Towing, tugging, docking and related services.	31	1101	4.7	-0.1	1.6	-0.3	0.0	-0.1
Towing, tugging, docking and related services.	31	110101	4.7	-0.1	1.6	-0.3	0.0	-0.1
Operation of port waterfront terminals.	31	12	4.0	-0.7	0.9	-1.0	0.6	0.0
Operation of port waterfront terminals.	31	1201	4.0	-0.7	0.9	-1.0	0.6	0.0
Operation of port waterfront terminals.	31	120101	4.0	-0.7	0.9	-1.0	0.6	0.0

See footnotes at end of table.

Table 7. Producer price index percentage changes for commodity and service groupings and individual items, not seasonally adjusted — Continued
[August 2023]

Title	Commodity code		Unadjusted 12-month percent change ¹	Unadjusted 1-month percent change ¹				
	Group code	Item code		Aug. 2022 to Aug. 2023 ^P	Mar. to Apr.	Apr. to May ^P	May to June ^P	June to July ^P
Marine cargo handling.....	31	13	-0.8	0.0	0.1	0.0	0.0	0.2
Marine cargo handling.....	31	1301	-0.8	0.0	0.1	0.0	0.0	0.2
Marine cargo handling.....	31	130101	-0.8	0.0	0.1	0.0	0.0	0.2
Services related to air transportation.....	31	2	6.5	0.1	0.6	2.2	1.7	0.5
Other airport operations, excluding aircraft maintenance and repair.....	31	21	6.5	0.1	0.6	2.2	1.7	0.5
Other airport operations, excluding aircraft maintenance and repair.....	31	2101	6.5	0.1	0.6	2.2	1.7	0.5
Other airport operations, excluding aircraft maintenance and repair.....	31	210101	6.5	0.1	0.6	2.2	1.7	0.5
Other services related to transportation activities (partial).....	31	3	-28.0	-2.2	-1.1	1.8	-1.2	-8.4
Arrangement of freight and cargo.....	31	31	-42.8	-4.1	-2.0	3.3	-2.2	-15.0
Arrangement of freight and cargo.....	31	3101	-42.8	-4.1	-2.0	3.3	-2.2	-15.0
Arrangement of freight and cargo.....	31	310101	-42.8	-4.1	-2.0	3.3	-2.2	-15.0
Freight forwarding.....	31	32	-1.4	0.5	0.0	0.0	0.0	0.0
Freight forwarding.....	31	3201	-1.4	0.5	0.0	0.0	0.0	0.0
Freight forwarding.....	31	320101	-1.4	0.5	0.0	0.0	0.0	0.0
Warehousing, storage, and related services.....	32	-	8.5	0.1	-3.1	-1.5	1.4	-1.1
Warehousing, storage, and related services.....	32	1	8.5	0.1	-3.1	-1.5	1.4	-1.1
Warehousing, storage, and related services.....	32	11	8.5	0.1	-3.1	-1.5	1.4	-1.1
Warehousing, storage, and related services.....	32	1101	8.5	0.1	-3.1	-1.5	1.4	-1.1
Warehousing, storage, and related services.....	32	110101	8.5	0.1	-3.1	-1.5	1.4	-1.1
Publishing sales, excluding software.....	33	-	4.1	0.4	0.1	0.4	0.2	-0.4
Book, periodical, and newspaper publishing sales and subscriptions.....	33	1	4.1	0.4	0.2	0.2	-0.1	-0.3
Sales of books.....	33	11	6.1	0.9	0.5	0.3	-0.1	-0.6
Sales of textbooks.....	33	1101	2.5	1.1	-0.7	0.0	-1.4	-1.1
Sales of textbooks.....	33	110101	2.5	1.1	-0.7	0.0	-1.4	-1.1
Sales of technical, scientific, and professional books.....	33	1102	9.3	1.0	0.0	0.0	0.0	0.0
Sales of technical, scientific, and professional books.....	33	110201	9.3	1.0	0.0	0.0	0.0	0.0
Sales of religious books.....	33	1103	4.0	5.1	0.9	-0.9	-0.9	0.4
Sales of religious books.....	33	110301	4.0	5.1	0.9	-0.9	-0.9	0.4
Sales of general adult and juvenile books.....	33	1104	3.2	0.3	1.7	1.5	0.5	-1.8
Sales of general adult and juvenile books.....	33	110402	3.2	0.3	1.7	1.5	0.5	-1.8
Sales of general adult books.....	33	1104021	-	-0.8	2.2	2.2	0.4	-0.2
Sales of juvenile books.....	33	1104022	-	1.8	1.0	0.5	0.7	-3.9
Sales of general reference books.....	33	1105	-0.8	-0.6	1.5	-0.9	0.0	0.7
Sales of general reference books.....	33	110501	-0.8	-0.6	1.5	-0.9	0.0	0.7
Sales and subscriptions of periodicals and newspapers.....	33	12	2.6	0.0	0.0	0.0	0.0	0.0
Sales and subscriptions of periodicals.....	33	1201	-7.6	0.0	0.0	0.0	0.0	0.0
Sales and subscriptions of periodicals.....	33	120101	-7.6	0.0	0.0	0.0	0.0	0.0
Newspaper subscription and single copy sales.....	33	1202	11.8	0.0	0.0	0.0	0.0	0.0
Newspaper subscription and single copy sales.....	33	120205	11.8	0.0	0.0	0.0	0.0	0.0
Newspaper subscriptions, print and online bundled.....	33	1202051	1.7	0.0	0.1	0.1	0.0	0.0
Newspaper subscriptions, print only.....	33	1202052	13.1	0.0	0.0	0.0	0.0	0.0
Greeting card publishing sales.....	33	3	1.5	-0.1	0.1	0.0	0.1	-0.1
Greeting card publishing sales.....	33	31	1.5	-0.1	0.1	0.0	0.1	-0.1
Greeting card publishing sales.....	33	3101	1.5	-0.1	0.1	0.0	0.1	-0.1
Greeting card publishing sales.....	33	310101	1.5	-0.1	0.1	0.0	0.1	-0.1
Calendars, yearbooks, and other miscellaneous publishing sales.....	33	4	5.7	0.1	0.2	2.6	-0.1	-1.2
Calendars, yearbooks, and other miscellaneous publishing sales.....	33	41	5.7	0.1	0.2	2.6	-0.1	-1.2
Calendars, yearbooks, and other miscellaneous publishing sales.....	33	4101	5.7	0.1	0.2	2.6	-0.1	-1.2
Calendars, yearbooks, and other miscellaneous publishing sales.....	33	410101	5.7	0.1	0.2	2.6	-0.1	-1.2
Directory, mailing list, and related compilations publishing sales.....	33	6	-	0.6	-0.6	0.8	1.2	-0.6
Directory, mailing list, and related compilations publishing sales.....	33	61	-	0.6	-0.6	0.8	1.2	-0.6
Directory, mailing list, and related compilations publishing sales.....	33	6101	-	0.6	-0.6	0.8	1.2	-0.6
Directory, mailing list, and related compilations publishing sales.....	33	610101	-	0.6	-0.6	0.8	1.2	-0.6
Software publishing.....	34	-	4.1	-0.2	0.7	0.5	-0.3	1.5
System software publishing.....	34	1	7.0	0.0	0.1	0.9	1.1	1.5
System software publishing.....	34	11	7.0	0.0	0.1	0.9	1.1	1.5
System software publishing.....	34	1101	7.0	0.0	0.1	0.9	1.1	1.5
System software publishing.....	34	110101	7.0	0.0	0.1	0.9	1.1	1.5

See footnotes at end of table.

Table 7. Producer price index percentage changes for commodity and service groupings and individual items, not seasonally adjusted — Continued
[August 2023]

Title	Commodity code		Unadjusted 12-month percent change ¹	Unadjusted 1-month percent change ¹				
	Group code	Item code		Aug. 2022 to Aug. 2023 ^P	Mar. to Apr.	Apr. to May ^P	May to June ^P	June to July ^P
Application software publishing.....	34	2	0.6	-0.4	1.3	0.0	-1.9	1.6
Application software publishing.....	34	21	0.6	-0.4	1.3	0.0	-1.9	1.6
Desktop and portable device application software publishing.....	34	2101	1.8	-2.4	3.0	0.7	-1.6	-0.7
Desktop and portable device application software publishing.....	34	210101	1.8	-2.4	3.0	0.7	-1.6	-0.7
Application software publishing, cross-industry, vertical market, utilities, and other.....	34	2103	1.0	0.5	1.6	-0.7	-2.5	3.5
Application software publishing, cross-industry, vertical market, utilities, and other.....	34	210301	1.0	0.5	1.6	-0.7	-2.5	3.5
Application software publishing, game software.....	34	2104	-4.0	0.8	-3.1	1.0	-0.6	0.1
Application software publishing, game software.....	34	210401	-4.0	0.8	-3.1	1.0	-0.6	0.1
Network compensation from broadcast and cable television and radio.....	35	—	0.5	0.0	0.2	-0.3	0.0	0.0
Affiliate agreements, programming sales, and retransmission fees for cable and broadcast tv.....	35	1	0.9	0.0	0.3	0.0	0.0	0.0
Affiliate agreements, programming sales, and retransmission fees for cable and broadcast tv.....	35	11	0.9	0.0	0.3	0.0	0.0	0.0
Affiliate agreements, programming sales, and retransmission fees for cable and broadcast tv.....	35	1101	0.9	0.0	0.3	0.0	0.0	0.0
Affiliate agreements, programming sales, and retransmission fees for cable and broadcast tv.....	35	110101	0.9	0.0	0.3	0.0	0.0	0.0
Affiliate agreements, programming sales, and retransmission fees for radio.....	35	2	-1.0	0.0	0.0	-1.2	0.0	0.0
Affiliate agreements, programming sales, and retransmission fees for radio.....	35	21	-1.0	0.0	0.0	-1.2	0.0	0.0
Affiliate agreements, programming sales, and network compensation for radio.....	35	2101	-1.0	0.0	0.0	-1.2	0.0	0.0
Affiliate agreements, programming sales, and network compensation for radio.....	35	210101	-1.0	0.0	0.0	-1.2	0.0	0.0
Advertising space and time sales.....	36	—	0.1	4.6	0.3	-0.9	-1.2	-1.8
Advertising space sales in periodicals, newspapers, directories, and mailing lists.....	36	1	4.0	0.0	0.0	0.0	0.0	0.0
Advertising space sales in periodicals and newspapers.....	36	11	2.9	0.0	0.0	0.0	0.0	0.0
Advertising space sales in periodicals.....	36	1101	5.2	0.0	0.0	0.0	0.0	0.0
Advertising space sales in newspapers.....	36	1102	0.0	0.0	0.0	0.0	0.0	0.0
Advertising space sales in newspapers, print only.....	36	110203	0.3	0.0	0.0	0.0	0.0	0.0
Advertising space sales in directories and mailing lists.....	36	12	9.7	0.0	0.0	0.0	0.0	0.0
Print advertising space sales in directories and mailing lists.....	36	1201	9.7	0.0	0.0	0.0	0.0	0.0
Print advertising space sales in directories and mailing lists.....	36	120101	9.7	0.0	0.0	0.0	0.0	0.0
Television advertising time sales.....	36	2	-20.3	3.0	-0.3	-3.0	-2.9	-8.5
Television advertising time sales.....	36	21	-20.3	3.0	-0.3	-3.0	-2.9	-8.5
Broadcast and network television advertising time sales.....	36	2101	-17.1	0.7	-3.1	-0.3	-4.7	-0.9
Broadcast and network television advertising time sales.....	36	210101	-17.1	0.7	-3.1	-0.3	-4.7	-0.9
Cable network advertising time sales.....	36	2102	-22.3	5.6	2.2	-5.7	-1.6	-16.6
Cable network advertising time sales.....	36	210201	-22.3	5.6	2.2	-5.7	-1.6	-16.6
Local cable system advertising time sales.....	36	2103	-10.2	0.0	0.0	0.0	0.0	0.0
Local cable system advertising time sales.....	36	210301	-10.2	0.0	0.0	0.0	0.0	0.0
Radio advertising time sales.....	36	3	-2.8	-1.2	6.9	-3.1	-6.3	4.4
Radio advertising time sales.....	36	31	-2.8	-1.2	6.9	-3.1	-6.3	4.4
Radio advertising time sales.....	36	3101	-2.8	-1.2	6.9	-3.1	-6.3	4.4
Radio advertising time sales.....	36	310101	-2.8	-1.2	6.9	-3.1	-6.3	4.4
Internet advertising sales.....	36	6	—	6.7	0.0	0.0	-0.2	0.0
Internet advertising sales.....	36	61	—	6.7	0.0	0.0	-0.2	0.0
Internet advertising sales.....	36	6101	—	6.7	0.0	0.0	-0.2	0.0
Internet advertising sales.....	36	610101	—	6.7	0.0	0.0	-0.2	0.0
Telecommunication, cable, and internet user services.....	37	—	4.3	0.2	-0.1	0.1	-0.1	0.4
Wired telephone services.....	37	1	3.9	0.8	0.5	-0.3	0.5	0.4
Residential wired telephone services.....	37	11	6.9	1.3	1.4	0.2	-0.1	0.5
Local residential wired telephone service.....	37	1101	5.0	0.7	0.7	0.0	0.0	0.5
Local residential wired telephone service.....	37	110101	5.0	0.7	0.7	0.0	0.0	0.5
Long distance residential wired telephone service.....	37	1102	10.6	2.3	2.7	0.3	-0.3	0.4
Long distance residential wired telephone service.....	37	110201	10.6	2.3	2.7	0.3	-0.3	0.4
All-distance residential wired telephone service.....	37	1103	7.6	0.8	0.7	3.5	1.4	0.2
All-distance residential wired telephone service.....	37	110301	7.6	0.8	0.7	3.5	1.4	0.2

See footnotes at end of table.

Table 7. Producer price index percentage changes for commodity and service groupings and individual items, not seasonally adjusted — Continued
 [August 2023]

Title	Commodity code		Unadjusted 12-month percent change ¹	Unadjusted 1-month percent change ¹				
	Group code	Item code		Aug. 2022 to Aug. 2023 ^P	Mar. to Apr.	Apr. to May ^P	May to June ^P	June to July ^P
Business wired telephone services.....	37	12	2.9	0.7	0.0	-0.6	1.1	0.5
Local business wired telephone service.....	37	1201	0.5	0.6	-0.3	-0.4	0.0	-0.4
Local business wired telephone service.....	37	120101	0.5	0.6	-0.3	-0.4	0.0	-0.4
Long distance business wired telephone and other toll service.....	37	1202	3.8	1.6	-0.8	-1.9	2.9	-1.2
Long distance business wired telephone and other toll service.....	37	120201	3.8	1.6	-0.8	-1.9	2.9	-1.2
Private line wired telephone service.....	37	1204	5.6	0.2	0.7	0.0	0.6	2.0
Private line wired telephone service.....	37	120401	5.6	0.2	0.7	0.0	0.6	2.0
All-distance business wired telephone service (partial).....	37	1205	0.2	0.5	-1.6	-1.3	2.0	0.1
All-distance business wired telephone service.....	37	120501	0.2	0.5	-1.6	-1.3	2.0	0.1
Other telephone services.....	37	13	0.0	0.0	0.0	0.0	0.0	0.0
Other wired telephone services.....	37	1301	0.0	0.0	0.0	0.0	0.0	0.0
Other wired telephone services.....	37	130104	0.0	0.0	0.0	0.0	0.0	0.0
Wireless telecommunication services.....	37	2	0.5	0.0	0.8	0.0	0.0	0.0
Cellular phone and other wireless telecommunication services.....	37	21	0.5	0.0	0.8	0.0	0.0	0.0
Cellular phone and other wireless telecommunication services.....	37	2101	0.5	0.0	0.8	0.0	0.0	0.0
Cellular phone and other wireless telecommunication services.....	37	210101	0.5	0.0	0.8	0.0	0.0	0.0
Cable and satellite subscriber services.....	37	3	11.4	0.6	0.0	1.0	-0.4	0.3
Cable and satellite subscriber services.....	37	31	11.4	0.6	0.0	1.0	-0.4	0.3
Cable and satellite subscriber services.....	37	3101	11.4	0.6	0.0	1.0	-0.4	0.3
Cable and satellite subscriber services.....	37	310101	11.4	0.6	0.0	1.0	-0.4	0.3
Internet access services.....	37	4	0.6	-0.1	-0.8	0.6	-0.2	-0.7
Internet access services.....	37	41	0.6	-0.1	-0.8	0.6	-0.2	-0.7
Residential Internet access services.....	37	4102	1.8	-0.2	-0.2	0.6	-0.2	-0.1
Residential Internet access services.....	37	410201	1.8	-0.2	-0.2	0.6	-0.2	-0.1
Business Internet access services.....	37	4103	-0.5	0.0	-2.2	0.8	-0.3	-2.1
Business Internet access services.....	37	410301	-0.5	0.0	-2.2	0.8	-0.3	-2.1
Bundled wired telecommunications access services.....	37	5	6.8	0.0	-1.5	0.0	-0.3	1.5
Bundled wired telecommunications access services.....	37	51	6.8	0.0	-1.5	0.0	-0.3	1.5
Bundled wired telecommunications access services.....	37	5101	6.8	0.0	-1.5	0.0	-0.3	1.5
Bundled wired telecommunications access services.....	37	510101	6.8	0.0	-1.5	0.0	-0.3	1.5
Data processing and related services.....	38	—	2.0	-0.1	0.1	0.3	0.3	0.1
Data processing and related services.....	38	1	2.0	-0.1	0.1	0.3	0.3	0.1
Data processing and related services.....	38	11	2.0	-0.1	0.1	0.3	0.3	0.1
Hosting, ASP and other IT infrastructure provisioning services.....	38	1101	3.2	-0.1	0.2	0.4	0.5	0.2
Hosting, ASP and other IT infrastructure provisioning services.....	38	110101	3.2	-0.1	0.2	0.4	0.5	0.2
Business process management services (partial).....	38	1102	0.2	0.1	0.0	0.0	0.0	0.0
Business process management services (partial).....	38	110201	0.2	0.1	0.0	0.0	0.0	0.0
Data management, information transformation and other services.....	38	1103	0.1	0.0	0.0	0.0	0.1	0.0
Data management, information transformation and other services.....	38	110301	0.1	0.0	0.0	0.0	0.1	0.0
Credit intermediation services (partial).....	39	—	21.1	2.9	-0.5	1.2	-1.5	2.0
Loan services (partial).....	39	1	22.6	4.0	-0.9	-0.5	-1.9	3.7
Business loans (partial).....	39	11	41.9	4.2	-0.5	-0.1	-2.0	3.7
Business loans (partial).....	39	1101	41.9	4.2	-0.5	-0.1	-2.0	3.7
Business loans (partial).....	39	110101	41.9	4.2	-0.5	-0.1	-2.0	3.7
Consumer loans (partial).....	39	12	-1.3	3.4	-1.2	-2.0	-1.4	4.2
Residential real estate loans (partial).....	39	1201	-4.4	3.1	-1.2	-2.2	-1.0	3.8
Residential real estate loans, except home equity (partial).....	39	120101	-17.0	3.4	-2.6	-3.5	-0.6	0.9
Home equity loans (partial).....	39	120102	27.0	2.5	0.8	-0.3	-1.5	8.0
Vehicle loans (partial).....	39	1202	-10.1	4.9	-1.8	-4.7	-4.9	9.8
Vehicle loans (partial).....	39	120201	-10.1	4.9	-1.8	-4.7	-4.9	9.8
Credit cards, overdraft credit, and related plans (partial).....	39	1203	20.6	4.3	-0.5	2.3	-1.5	2.8
Credit cards, overdraft credit, and related plans (partial).....	39	120301	20.6	4.3	-0.5	2.3	-1.5	2.8
Other loans and loan services (partial).....	39	13	-0.4	4.1	-3.2	0.9	-3.2	1.7
Other loans and loan services (partial).....	39	1301	-0.4	4.1	-3.2	0.9	-3.2	1.7
Other loans and loan services (partial).....	39	130101	-0.4	4.1	-3.2	0.9	-3.2	1.7
Deposit services (partial).....	39	2	20.9	0.6	0.1	5.6	-0.6	-2.3
Deposit services (partial).....	39	21	20.9	0.6	0.1	5.6	-0.6	-2.3
Deposit services (partial).....	39	2101	20.9	0.6	0.1	5.6	-0.6	-2.3
Deposit services (partial).....	39	210101	20.9	0.6	0.1	5.6	-0.6	-2.3

See footnotes at end of table.

Table 7. Producer price index percentage changes for commodity and service groupings and individual items, not seasonally adjusted — Continued
 [August 2023]

Title	Commodity code		Unadjusted 12-month percent change ¹	Unadjusted 1-month percent change ¹				
	Group code	Item code		Aug. 2022 to Aug. 2023 ^P	Mar. to Apr.	Apr. to May ^P	May to June ^P	June to July ^P
Other credit intermediation services, including trust services (partial).....	39	3	3.8	0.2	1.3	0.0	0.0	2.6
Other credit intermediation services, including trust services (partial).....	39	31	3.8	0.2	1.3	0.0	0.0	2.6
Other credit intermediation services, including trust services (partial).....	39	3101	3.8	0.2	1.3	0.0	0.0	2.6
Other credit intermediation services, including trust services (partial)....	39	310101	3.8	0.2	1.3	0.0	0.0	2.6
Investment services.....	40	—	15.2	1.3	0.5	-0.2	3.6	1.2
Securities brokerage, dealing, investment advice, and related services.....	40	1	27.1	-0.4	3.2	0.0	1.6	1.6
Securities brokerage, dealing, investment advice, and related services.....	40	11	27.1	-0.4	3.2	0.0	1.6	1.6
Securities brokerage, dealing, and investment advice.....	40	1101	2.1	-2.6	2.5	0.0	2.0	-0.2
Securities brokerage, dealing, and investment advice.....	40	110101	2.1	-2.6	2.5	0.0	2.0	-0.2
Securities brokerage and dealing related services (partial).....	40	1102	86.8	3.7	4.4	0.1	1.0	4.8
Securities brokerage and dealing related services.....	40	110201	86.8	3.7	4.4	0.1	1.0	4.8
Portfolio management.....	40	2	8.0	4.3	-3.0	-0.3	7.3	0.5
Portfolio management.....	40	21	8.0	4.3	-3.0	-0.3	7.3	0.5
Portfolio management.....	40	2101	8.0	4.3	-3.0	-0.3	7.3	0.5
Portfolio management.....	40	210101	8.0	4.3	-3.0	-0.3	7.3	0.5
Investment banking.....	40	3	9.2	-0.8	1.4	-0.4	-0.1	1.9
Investment banking.....	40	31	9.2	-0.8	1.4	-0.4	-0.1	1.9
Investment banking.....	40	3101	9.2	-0.8	1.4	-0.4	-0.1	1.9
Investment banking.....	40	310101	9.2	-0.8	1.4	-0.4	-0.1	1.9
Insurance and annuities.....	41	—	3.8	0.3	0.1	1.0	0.0	0.2
Insurance.....	41	1	4.1	0.3	0.1	1.0	0.0	0.2
Insurance.....	41	11	4.1	0.3	0.1	1.0	0.0	0.2
Life insurance.....	41	1101	-1.1	0.0	-0.5	0.0	-0.3	0.0
Life insurance.....	41	110101	-1.1	0.0	-0.5	0.0	-0.3	0.0
Disability insurance, including accidental death.....	41	1102	0.0	0.0	0.0	0.0	0.0	0.0
Disability insurance, including accidental death.....	41	110201	0.0	0.0	0.0	0.0	0.0	0.0
Health and medical insurance.....	41	1103	3.3	0.0	0.0	0.0	0.0	0.4
Health and medical insurance.....	41	110301	3.3	0.0	0.0	0.0	0.0	0.4
Property and casualty insurance.....	41	1104	7.0	0.6	0.5	2.1	0.1	0.2
Property and casualty insurance.....	41	110401	7.0	0.6	0.5	2.1	0.1	0.2
Annuities.....	41	2	0.3	0.3	0.0	-0.1	0.5	0.0
Annuities.....	41	21	0.3	0.3	0.0	-0.1	0.5	0.0
Annuities.....	41	2101	0.3	0.3	0.0	-0.1	0.5	0.0
Annuities.....	41	210101	0.3	0.3	0.0	-0.1	0.5	0.0
Commissions and fees from sales and administration of insurance policies (partial).....	42	—	0.3	0.0	0.0	0.0	-0.5	0.0
Commissions from sales of insurance.....	42	1	0.3	0.0	0.0	0.0	-0.5	0.0
Commissions from sales of insurance.....	42	11	0.3	0.0	0.0	0.0	-0.5	0.0
Commissions from sales of life insurance and annuities.....	42	1101	0.2	0.0	0.0	0.0	0.0	0.0
Commissions from sales of life insurance and annuities.....	42	110101	0.2	0.0	0.0	0.0	0.0	0.0
Commissions from sales of health and medical insurance.....	42	1102	0.2	0.0	0.1	0.0	0.0	0.0
Commissions from sales of health and medical insurance.....	42	110201	0.2	0.0	0.1	0.0	0.0	0.0
Commissions from sales of property and casualty insurance.....	42	1103	0.4	0.0	0.0	0.0	-0.8	0.0
Commissions from sales of property and casualty insurance.....	42	110301	0.4	0.0	0.0	0.0	-0.8	0.0
Commissions from sales of other insurance.....	42	1104	0.1	0.2	0.0	0.0	0.1	0.0
Commissions from sales of other insurance.....	42	110401	0.1	0.2	0.0	0.0	0.1	0.0
Real estate services (partial).....	43	—	2.8	1.4	0.5	1.1	0.1	2.2
Nonresidential real estate services.....	43	1	2.5	2.1	0.2	1.2	-0.5	2.9
Nonresidential real estate rents.....	43	11	2.4	2.5	0.3	1.5	-0.9	3.6
Office buildings, gross rents.....	43	1101	3.6	0.7	-0.1	-1.5	0.7	2.9
Office buildings, gross rents.....	43	110101	3.6	0.7	-0.1	-1.5	0.7	2.9
Retail properties, gross rents.....	43	1102	-0.5	3.8	-0.2	1.8	-3.1	4.8
Retail properties, gross rents.....	43	110201	-0.5	3.8	-0.2	1.8	-3.1	4.8
Industrial buildings, gross rents.....	43	1103	2.6	0.5	-0.1	-0.7	0.3	0.2
Industrial buildings, gross rents.....	43	110301	2.6	0.5	-0.1	-0.7	0.3	0.2
Self-service storage and miniwarehouses, gross rents.....	43	1104	5.0	0.9	-0.1	1.0	0.3	0.7
Self-service storage and miniwarehouses, gross rents.....	43	110401	5.0	0.9	-0.1	1.0	0.3	0.7
Other nonresidential buildings, gross rents.....	43	1105	2.5	7.2	3.1	9.9	-1.1	6.4
Other nonresidential buildings, gross rents.....	43	110501	2.5	7.2	3.1	9.9	-1.1	6.4

See footnotes at end of table.

Table 7. Producer price index percentage changes for commodity and service groupings and individual items, not seasonally adjusted — Continued
 [August 2023]

Title	Commodity code		Unadjusted 12-month percent change ¹	Unadjusted 1-month percent change ¹				
	Group code	Item code		Aug. 2022 to Aug. 2023 ^P	Mar. to Apr.	Apr. to May ^P	May to June ^P	June to July ^P
Nonresidential property sales and leases including land, brokerage fees and commissions.....	43	12	-2.1	-0.4	-0.3	0.3	-0.6	0.3
Nonresidential property sales and leases including land, brokerage fees and commissions.....	43	1201	-2.1	-0.4	-0.3	0.3	-0.6	0.3
Nonresidential property sales and leases including land, brokerage fees and commissions.....	43	120101	-2.1	-0.4	-0.3	0.3	-0.6	0.3
Nonresidential property management fees.....	43	13	10.4	1.5	-0.1	0.3	2.7	0.6
Nonresidential property management fees.....	43	1301	10.4	1.5	-0.1	0.3	2.7	0.6
Nonresidential property management fees.....	43	130101	10.4	1.5	-0.1	0.3	2.7	0.6
Residential real estate services (partial).....	43	2	3.7	0.6	1.1	1.1	1.0	1.4
Residential property sales and rental, brokerage fees and commissions.....	43	21	4.4	0.6	1.3	1.5	1.0	1.7
Residential property sales and rental, brokerage fees and commissions.....	43	2101	4.4	0.6	1.3	1.5	1.0	1.7
Residential property sales and rental, brokerage fees and commissions.....	43	210101	4.4	0.6	1.3	1.5	1.0	1.7
Residential property management fees.....	43	22	1.6	0.5	0.7	-0.2	0.8	0.1
Residential property management fees.....	43	2201	1.6	0.5	0.7	-0.2	0.8	0.1
Residential property management fees.....	43	220101	1.6	0.5	0.7	-0.2	0.8	0.1
Real estate appraisal fees.....	43	3	-4.6	-1.3	-1.3	-0.2	0.0	0.0
Real estate appraisal fees.....	43	31	-4.6	-1.3	-1.3	-0.2	0.0	0.0
Real estate appraisal fees.....	43	3101	-4.6	-1.3	-1.3	-0.2	0.0	0.0
Real estate appraisal fees.....	43	310101	-4.6	-1.3	-1.3	-0.2	0.0	0.0
Rental and leasing of goods (partial).....	44	—	-2.3	-0.6	-0.8	1.9	1.4	-0.4
Passenger car rental.....	44	1	-6.1	-1.9	-1.2	3.3	4.0	-0.5
Passenger car rental.....	44	11	-6.1	-1.9	-1.2	3.3	4.0	-0.5
Passenger car rental.....	44	1101	-6.1	-1.9	-1.2	3.3	4.0	-0.5
Passenger car rental.....	44	110101	-6.1	-1.9	-1.2	3.3	4.0	-0.5
Truck, trailer, and RV rental and leasing.....	44	2	-0.8	0.2	-1.4	2.3	-0.9	-0.4
Truck, trailer, and RV rental and leasing.....	44	21	-0.8	0.2	-1.4	2.3	-0.9	-0.4
Truck, truck trailer and RV rental.....	44	2101	-5.3	0.4	-3.4	3.6	-1.6	-1.0
Truck, truck trailer and RV rental.....	44	210101	-5.3	0.4	-3.4	3.6	-1.6	-1.0
Truck, truck trailer and RV leasing.....	44	2102	2.7	0.0	0.1	1.3	-0.3	0.0
Truck, truck trailer and RV leasing.....	44	210201	2.7	0.0	0.1	1.3	-0.3	0.0
Construction, mining, and forestry machinery and equipment rental and leasing.....	44	3	3.1	0.2	0.2	-0.2	0.1	-0.1
Construction, mining, and forestry machinery and equipment rental and leasing.....	44	31	3.1	0.2	0.2	-0.2	0.1	-0.1
Construction, mining, and forestry machinery and equipment rental and leasing.....	44	3101	3.1	0.2	0.2	-0.2	0.1	-0.1
Construction, mining, and forestry machinery and equipment rental and leasing.....	44	310101	3.1	0.2	0.2	-0.2	0.1	-0.1
Professional services (partial).....	45	—	4.7	0.6	-0.1	0.5	0.4	0.0
Legal services.....	45	1	6.1	0.2	-0.2	0.0	0.6	-0.1
Legal services.....	45	11	6.1	0.2	-0.2	0.0	0.6	-0.1
Legal services.....	45	1101	6.1	0.2	-0.2	0.0	0.6	-0.1
Legal services.....	45	110101	6.1	0.2	-0.2	0.0	0.6	-0.1
Accounting services (partial).....	45	2	8.3	0.9	-0.1	-0.2	1.6	0.4
Accounting services, excluding payroll.....	45	21	8.3	0.9	-0.1	-0.2	1.6	0.4
Financial auditing.....	45	2101	12.4	3.3	-0.3	-0.5	4.1	0.9
Financial auditing.....	45	210101	12.4	3.3	-0.3	-0.5	4.1	0.9
Tax preparation and planning.....	45	2102	6.8	0.2	0.0	0.1	0.2	0.3
Tax preparation and planning.....	45	210201	6.8	0.2	0.0	0.1	0.2	0.3
Bookkeeping and compilation.....	45	2103	6.6	1.6	-1.6	-1.2	1.5	0.1
Bookkeeping and compilation.....	45	210301	6.6	1.6	-1.6	-1.2	1.5	0.1
Other accounting services, including billing and review (partial).....	45	2104	0.9	-3.2	2.2	1.2	0.4	0.4
Other accounting services, including billing and review (partial).....	45	210401	0.9	-3.2	2.2	1.2	0.4	0.4
Architectural and engineering services.....	45	3	3.1	0.3	0.1	0.1	0.2	0.0
Architectural services.....	45	31	1.5	0.5	0.1	0.0	0.2	-0.1
Architectural services.....	45	3101	1.5	0.5	0.1	0.0	0.2	-0.1
Architectural services.....	45	310101	1.5	0.5	0.1	0.0	0.2	-0.1
Engineering services.....	45	32	3.3	0.3	0.1	0.1	0.2	0.0

See footnotes at end of table.

Table 7. Producer price index percentage changes for commodity and service groupings and individual items, not seasonally adjusted — Continued
 [August 2023]

Title	Commodity code		Unadjusted 12-month percent change ¹	Unadjusted 1-month percent change ¹				
	Group code	Item code		Aug. 2022 to Aug. 2023 ^P	Mar. to Apr.	Apr. to May ^P	May to June ^P	June to July ^P
Engineering services.....	45	3201	3.3	0.3	0.1	0.1	0.2	0.0
Engineering services.....	45	320101	3.3	0.3	0.1	0.1	0.2	0.0
Management, scientific, and technical consulting services.....	45	4	2.8	2.3	-0.8	2.9	-1.2	0.1
Management consulting services.....	45	41	2.8	2.3	-0.8	2.9	-1.2	0.1
Administrative and general management consulting services.....	45	4101	2.7	3.7	-1.6	4.7	-2.1	0.0
Administrative and general management consulting services.....	45	410101	2.7	3.7	-1.6	4.7	-2.1	0.0
Human resources consulting services.....	45	4102	6.5	-0.2	0.5	0.7	0.2	0.0
Human resources consulting services.....	45	410201	6.5	-0.2	0.5	0.7	0.2	0.0
Marketing consulting services.....	45	4103	0.2	0.1	0.0	0.0	0.0	0.0
Marketing consulting services.....	45	410301	0.2	0.1	0.0	0.0	0.0	0.0
Process, physical distribution, and logistics consulting services.....	45	4104	9.1	0.4	1.5	-0.4	1.2	1.5
Process, physical distribution, and logistics consulting services.....	45	410401	9.1	0.4	1.5	-0.4	1.2	1.5
Advertising and related services (partial).....	45	5	0.9	0.0	0.3	-0.1	0.0	0.0
Advertising agency services.....	45	51	0.9	0.0	0.3	-0.1	0.0	0.0
Advertising agency services.....	45	5101	0.9	0.0	0.3	-0.1	0.0	0.0
Advertising agency services.....	45	510101	0.9	0.0	0.3	-0.1	0.0	0.0
Information technology (IT) technical support and consulting services (partial).....	45	6	7.1	-4.5	1.1	0.1	4.8	0.0
Information technology (IT) technical support and consulting services (partial).....	45	61	7.1	-4.5	1.1	0.1	4.8	0.0
Information technology (IT) technical support and consulting services (partial).....	45	6101	7.1	-4.5	1.1	0.1	4.8	0.0
Information technology (IT) technical support and consulting services (partial).....	45	610101	7.1	-4.5	1.1	0.1	4.8	0.0
Employment services.....	46	—	0.7	0.4	-0.1	-0.2	0.1	-0.1
Permanent placement services.....	46	1	1.5	2.4	-1.0	-0.5	0.4	-0.1
Permanent placement services.....	46	11	1.5	2.4	-1.0	-0.5	0.4	-0.1
Employment placement services.....	46	1101	1.5	2.4	-1.0	-0.5	0.4	-0.1
Employment placement services.....	46	110101	1.5	2.4	-1.0	-0.5	0.4	-0.1
Executive search services.....	46	2	8.6	-0.7	-0.5	1.1	0.3	4.9
Executive search services.....	46	21	8.6	-0.7	-0.5	1.1	0.3	4.9
Executive search services.....	46	2101	8.6	-0.7	-0.5	1.1	0.3	4.9
Executive search services.....	46	210101	8.6	-0.7	-0.5	1.1	0.3	4.9
Staffing services.....	46	3	0.5	0.4	0.0	-0.2	0.0	-0.2
Temporary help services.....	46	31	0.7	0.7	-0.1	-0.4	0.1	-0.3
Temporary help services.....	46	3101	0.7	0.7	-0.1	-0.4	0.1	-0.3
Temporary help services.....	46	310101	0.7	0.7	-0.1	-0.4	0.1	-0.3
Co-employment staffing services.....	46	32	0.3	0.0	0.0	0.0	0.0	0.0
Co-employment staffing services.....	46	3201	0.3	0.0	0.0	0.0	0.0	0.0
Co-employment staffing services.....	46	320101	0.3	0.0	0.0	0.0	0.0	0.0
Travel arrangement services (partial).....	47	—	3.8	-1.1	0.2	0.5	0.9	2.4
Arrangement of flights (partial).....	47	1	-0.8	-3.5	-0.1	-0.8	1.9	0.3
Arrangement of international flights.....	47	11	-0.2	0.6	-0.2	-1.1	2.3	0.4
Arrangement of international flights.....	47	1101	-0.2	0.6	-0.2	-1.1	2.3	0.4
Arrangement of international flights.....	47	110101	-0.2	0.6	-0.2	-1.1	2.3	0.4
Arrangement of domestic flights.....	47	12	-1.1	-9.7	0.2	-0.1	1.2	0.0
Arrangement of domestic flights (partial).....	47	1201	-1.1	-9.7	0.2	-0.1	1.2	0.0
Arrangement of domestic flights.....	47	120101	-1.1	-9.7	0.2	-0.1	1.2	0.0
Arrangement of vehicle rentals and lodging.....	47	2	4.5	0.1	-1.2	-1.0	-1.5	0.4
Arrangement of vehicle rentals and lodging.....	47	21	4.5	0.1	-1.2	-1.0	-1.5	0.4
Arrangement of vehicle rentals and lodging (partial).....	47	2101	4.5	0.1	-1.2	-1.0	-1.5	0.4
Arrangement of vehicle rentals and lodging.....	47	210101	4.5	0.1	-1.2	-1.0	-1.5	0.4
Arrangement of cruises and tours.....	47	3	8.5	1.9	1.9	5.0	1.5	0.7
Arrangement of cruises and tours.....	47	31	8.5	1.9	1.9	5.0	1.5	0.7
Arrangement of cruises and tours.....	47	3101	8.5	1.9	1.9	5.0	1.5	0.7
Arrangement of cruises and tours.....	47	310101	8.5	1.9	1.9	5.0	1.5	0.7
Other travel arrangements (partial).....	47	4	7.7	0.0	0.0	0.0	0.0	8.1
Other travel arrangements (partial).....	47	41	7.7	0.0	0.0	0.0	0.0	8.1

See footnotes at end of table.

Table 7. Producer price index percentage changes for commodity and service groupings and individual items, not seasonally adjusted — Continued
 [August 2023]

Title	Commodity code		Unadjusted 12-month percent change ¹	Unadjusted 1-month percent change ¹				
	Group code	Item code		Aug. 2022 to Aug. 2023 ^P	Mar. to Apr.	Apr. to May ^P	May to June ^P	June to July ^P
Other travel arrangements (partial).....	47	4101	7.7	0.0	0.0	0.0	0.0	8.1
Other travel arrangements (partial).....	47	410101	7.7	0.0	0.0	0.0	0.0	8.1
Selected security services (partial).....	48	—	10.7	0.1	2.1	0.1	0.2	3.2
Security guard services.....	48	1	10.7	0.1	2.1	0.1	0.2	3.2
Security guard services.....	48	11	10.7	0.1	2.1	0.1	0.2	3.2
Security guard services.....	48	1101	10.7	0.1	2.1	0.1	0.2	3.2
Security guard services.....	48	110101	10.7	0.1	2.1	0.1	0.2	3.2
Cleaning and building maintenance services (partial).....	49	—	2.0	0.9	-0.2	0.0	-0.1	0.0
Janitorial services.....	49	1	2.0	0.9	-0.2	0.0	-0.1	0.0
Janitorial services.....	49	11	2.0	0.9	-0.2	0.0	-0.1	0.0
Janitorial services.....	49	1101	2.0	0.9	-0.2	0.0	-0.1	0.0
Janitorial services.....	49	110101	2.0	0.9	-0.2	0.0	-0.1	0.0
Waste collection and remediation services (partial).....	50	—	9.4	1.2	-0.2	-0.4	-0.1	0.4
Waste collection.....	50	1	9.4	1.2	-0.2	-0.4	-0.1	0.4
Solid waste collection.....	50	11	9.4	1.2	-0.2	-0.4	-0.1	0.4
Solid waste collection.....	50	1101	9.4	1.2	-0.2	-0.4	-0.1	0.4
Solid waste collection.....	50	110101	9.4	1.2	-0.2	-0.4	-0.1	0.4
Health care services.....	51	—	2.9	0.3	0.1	0.0	0.6	0.1
Outpatient care (partial).....	51	1	2.1	0.4	0.1	-0.1	0.6	0.1
Outpatient care (partial).....	51	11	2.1	0.4	0.1	-0.1	0.6	0.1
Physician care.....	51	1101	0.7	0.0	0.1	0.0	0.0	0.0
Medicare patients: physician care.....	51	110102	-2.5	-0.1	0.0	0.0	0.0	0.0
Medicaid patients: physician care.....	51	110103	1.7	-0.1	0.4	0.3	0.0	0.0
Private insurance patients: physician care.....	51	110104	1.9	0.1	0.0	0.0	0.1	0.0
All other patients: physician care.....	51	110105	1.3	0.0	0.0	0.0	0.0	0.1
Medical laboratory and diagnostic imaging center care.....	51	1102	0.4	0.0	0.1	0.0	0.0	0.0
Medical laboratory care.....	51	110201	-0.2	0.0	0.1	0.0	0.0	0.0
Medicare patients: medical laboratory care.....	51	1102011	2.6	0.0	0.0	0.0	0.0	0.0
Medicaid patients: medical laboratory care.....	51	1102012	-0.3	0.0	0.0	0.0	0.0	0.0
Private insurance patients: medical laboratory care.....	51	1102013	-0.8	0.0	0.0	-0.1	-0.1	0.0
All other patients: medical laboratory care.....	51	1102014	1.1	0.0	0.6	0.0	0.0	0.0
Diagnostic imaging center care.....	51	110202	1.5	0.0	0.0	0.0	0.0	0.0
Medicare and Medicaid patients: diagnostic imaging center care.....	51	1102021	0.4	0.0	0.0	0.0	0.0	0.0
Private insurance and all other patients: diagnostic imaging center care.....	51	1102024	1.8	0.0	0.0	0.0	0.0	0.0
Home health and hospice care.....	51	1103	6.0	1.5	0.0	0.1	0.2	0.2
Home health and hospice care.....	51	110301	6.0	1.5	0.0	0.1	0.2	0.2
Medicare and Medicaid patients: home health and hospice care.....	51	11030101	4.3	1.1	0.0	0.0	0.3	0.3
Medicare patients: home health and hospice care.....	51	110301011	-0.1	0.0	0.0	0.0	0.0	0.0
Medicaid patients: home health and hospice care.....	51	110301012	7.9	1.9	0.0	0.0	0.4	0.5
Private insurance and all other patients: home health and hospice care.....	51	11030102	8.7	0.0	0.0	0.5	0.0	0.0
Private insurance patients: home health and hospice care.....	51	110301021	3.3	0.0	0.0	0.0	0.0	0.0
All other patients: home health and hospice care.....	51	110301022	11.4	0.0	0.0	0.5	0.0	0.0
Hospital outpatient care.....	51	1104	2.5	0.7	0.2	-0.2	1.5	-0.1
Hospital outpatient care.....	51	110401	2.5	0.7	0.2	-0.2	1.5	-0.1
Hospital outpatient care, general medical & surgical hospitals.....	51	1104011	3.1	0.7	0.2	-0.3	1.6	-0.1
Medicare patients: hospital outpatient care, general medical and surgical hospitals.....	51	11040111	2.0	0.3	0.0	0.0	0.0	0.0
Medicaid patients: hospital outpatient care, general medical and surgical hospitals.....	51	11040112	8.2	0.0	0.0	0.0	10.1	0.0
Private insurance and all other patients: outpatient care, gen. medical and surgical hospitals.....	51	11040113	3.2	1.0	0.3	-0.4	1.3	-0.1
Dental care.....	51	1105	3.7	-0.1	0.0	0.0	0.0	0.8
Private insurance patients: dental care.....	51	110502	2.8	-0.3	0.0	0.0	0.0	0.6
Private insurance patients: dental visits and consultations.....	51	1105021	2.4	-0.9	0.0	0.0	0.0	1.2
Private insurance patients: dental surgical intervention services.....	51	1105022	0.4	0.2	0.0	0.0	0.0	0.0
Private insurance patients: dental non-surgical intervention services.....	51	1105023	3.9	0.0	0.0	0.0	0.0	0.4
Medicare, Medicaid and all other patients: dental care.....	51	110503	4.8	0.1	0.0	0.0	0.0	0.9
Medicare, Medicaid and all other patients: dental visits and consultations.....	51	1105031	-0.1	0.2	0.0	0.0	0.0	1.6
Medicare, Medicaid and all other patients: dental surgical intervention services.....	51	1105032	1.9	0.1	0.0	0.0	0.0	0.0

See footnotes at end of table.

Table 7. Producer price index percentage changes for commodity and service groupings and individual items, not seasonally adjusted — Continued
 [August 2023]

Title	Commodity code		Unadjusted 12-month percent change ¹	Unadjusted 1-month percent change ¹				
	Group code	Item code		Aug. 2022 to Aug. 2023 ^P	Mar. to Apr.	Apr. to May ^P	May to June ^P	June to July ^P
Medicare and Medicaid and all other patients: dental non-surgical intervention services.....	51	1105033	9.1	0.0	0.0	0.0	0.0	0.7
Inpatient care.....	51	2	4.1	0.1	0.1	0.1	0.6	0.0
Inpatient care.....	51	21	4.1	0.1	0.1	0.1	0.6	0.0
Hospital inpatient care.....	51	2101	3.4	0.2	0.2	0.2	0.2	-0.1
Hospital inpatient care.....	51	210101	3.4	0.2	0.2	0.2	0.2	-0.1
Hospital inpatient care, general medical and surgical hospitals.....	51	2101011	3.5	0.2	0.1	0.2	0.2	-0.1
Medicare patients: hospital inpatient care, general medical and surgical hospitals.....	51	21010111	3.3	-0.3	0.1	-0.3	0.1	0.0
Medicaid patients: hospital inpatient care, general medical and surgical hospitals.....	51	21010112	-0.1	0.0	0.0	0.0	-2.4	0.0
Private insur. & all other patients: hospital inpatient, general medical and surgical hospitals.....	51	21010113	5.0	0.6	0.2	0.6	0.9	-0.1
Private insurance patients: hospital inpatient care, general medical and surgical hospitals.....	51	210101131	4.7	0.7	0.2	0.7	1.0	-0.1
All other patients: hospital inpatient care, general medical and surgical hospitals.....	51	210101132	8.9	0.0	0.0	0.0	0.0	0.0
Hospital inpatient care, psychiatric & substance abuse hospitals.....	51	2101012	3.0	0.1	2.1	0.0	0.4	-0.2
Hospital inpatient care, specialty hospitals.....	51	2101013	1.1	0.4	-0.1	0.6	0.4	0.0
Medicare patients: hospital inpatient care, specialty hospitals.....	51	21010131	-0.4	0.0	0.1	0.0	-0.6	0.0
Medicaid patients: hospital inpatient care, specialty hospitals.....	51	21010132	2.8	-0.3	-0.7	0.1	1.0	0.0
Private insurance and all other patients: hospital inpatient care, specialty hospitals.....	51	21010133	2.1	0.9	0.0	1.2	1.1	0.0
Nursing home care.....	51	2102	5.7	-0.4	-0.1	-0.1	1.6	0.4
Nursing home care.....	51	210201	5.7	-0.4	-0.1	-0.1	1.6	0.4
Medicare and Medicaid patients: Nursing home care.....	51	21020101	6.3	-0.4	-0.1	-0.1	2.1	0.5
Medicaid patients: Nursing home care.....	51	210201011	8.6	-0.7	-0.2	-0.2	3.4	0.8
Medicare patients: Nursing home care.....	51	210201012	2.6	0.1	0.0	0.0	0.0	0.0
Private insurance and all other patients: Nursing home care.....	51	21020102	5.3	-0.4	0.0	-0.1	1.2	0.3
Private insurance patients: Nursing home care.....	51	210201021	0.6	-0.3	0.0	0.0	0.9	0.0
All other patients: Nursing home care.....	51	210201022	6.3	-0.4	0.0	-0.1	1.3	0.3
Intellectual and developmental disability center care.....	51	2103	7.8	0.4	0.1	-0.1	2.6	0.0
Intellectual and developmental disability center care.....	51	210301	7.8	0.4	0.1	-0.1	2.6	0.0
Medicaid patients: Intellectual and developmental disability center care.....	51	21030101	4.1	0.5	0.2	-0.1	2.2	0.0
Medicare, private ins. & all other patients: Intellectual & develop. disability center care.....	51	21030102	24.7	0.0	0.0	0.0	4.4	0.0
Sales of blood and blood products, organs, and tissues.....	51	3	5.7	0.1	2.2	0.0	0.6	0.0
Sales of blood and blood products, organs, and tissues.....	51	31	5.7	0.1	2.2	0.0	0.6	0.0
Sales of blood and blood products, organs, and tissues.....	51	3101	5.7	0.1	2.2	0.0	0.6	0.0
Sales of blood and blood products, organs, and tissues.....	51	310101	5.7	0.1	2.2	0.0	0.6	0.0
Accommodation services.....	53	-	6.0	-0.8	-2.7	6.7	1.2	-2.4
Traveler accommodation services.....	53	1	6.0	-0.8	-2.7	6.7	1.2	-2.4
Traveler accommodation services.....	53	11	6.0	-0.8	-2.7	6.7	1.2	-2.4
Guestroom or unit rental.....	53	1101	6.1	-0.8	-2.9	7.2	1.3	-2.7
Guestroom or unit rental.....	53	110101	6.1	-0.8	-2.9	7.2	1.3	-2.7
Other traveler accommodation services.....	53	1102	4.7	-0.5	-0.1	0.7	-0.5	1.8
Other traveler accommodation services.....	53	110201	4.7	-0.5	-0.1	0.7	-0.5	1.8
Food and beverage for immediate consumption services (partial).....	54	-	2.1	0.4	0.0	0.0	0.2	0.7
Food and beverage for immediate consumption services (partial).....	54	1	2.1	0.4	0.0	0.0	0.2	0.7
Food and nonalcoholic beverages for immediate consumption (partial).....	54	11	2.0	0.1	0.0	0.0	0.3	0.9
Food and nonalcoholic beverages for immediate consumption (partial).....	54	1101	2.0	0.1	0.0	0.0	0.3	0.9
Food and nonalcoholic beverages for immediate consumption (partial).....	54	110101	2.0	0.1	0.0	0.0	0.3	0.9
Alcoholic beverages for immediate consumption (partial).....	54	12	2.6	1.5	-0.2	0.1	-0.1	0.1
Alcoholic beverages for immediate consumption (partial).....	54	1201	2.6	1.5	-0.2	0.1	-0.1	0.1
Alcoholic beverages for immediate consumption (partial).....	54	120101	2.6	1.5	-0.2	0.1	-0.1	0.1
Repair and maintenance services (partial).....	55	-	5.8	0.9	-0.1	0.1	0.4	0.5
Commercial and industrial machinery and equipment repair and maintenance.....	55	1	6.1	1.6	-0.7	0.0	0.9	0.0
Commercial and industrial machinery and equipment repair and maintenance.....	55	11	6.1	1.6	-0.7	0.0	0.9	0.0
Commercial machinery repair and maintenance.....	55	1101	6.1	1.6	-0.7	0.0	0.9	0.0
Commercial machinery repair and maintenance.....	55	110101	6.1	1.6	-0.7	0.0	0.9	0.0

See footnotes at end of table.

Table 7. Producer price index percentage changes for commodity and service groupings and individual items, not seasonally adjusted — Continued
 [August 2023]

Title	Commodity code		Unadjusted 12-month percent change ¹	Unadjusted 1-month percent change ¹				
	Group code	Item code		Aug. 2022 to Aug. 2023 ^P	Mar. to Apr.	Apr. to May ^P	May to June ^P	June to July ^P
Motor vehicle repair and maintenance (partial).....	55	2	5.9	0.4	0.3	0.4	-0.2	1.2
Motor vehicle repair and maintenance (partial).....	55	21	5.9	0.4	0.3	0.4	-0.2	1.2
Motor vehicle repair and maintenance (partial).....	55	2101	5.9	0.4	0.3	0.4	-0.2	1.2
Motor vehicle repair and maintenance (partial).....	55	210101	5.9	0.4	0.3	0.4	-0.2	1.2
Ship repair and maintenance.....	55	3	8.1	0.1	1.3	0.0	0.0	1.2
Ship repair and maintenance.....	55	31	8.1	0.1	1.3	0.0	0.0	1.2
Ship repair, military.....	55	3101	2.3	0.0	0.5	0.0	0.0	0.3
Ship repair, military.....	55	310101	2.3	0.0	0.5	0.0	0.0	0.3
Ship repair, nonmilitary.....	55	3102	18.9	0.3	2.6	0.0	0.0	2.5
Ship repair, nonmilitary.....	55	310201	18.9	0.3	2.6	0.0	0.0	2.5
Aircraft repair and maintenance.....	55	4	4.9	0.1	0.0	0.0	0.4	0.3
Aircraft repair and maintenance.....	55	41	4.9	0.1	0.0	0.0	0.4	0.3
Aircraft repair and maintenance.....	55	4101	4.9	0.1	0.0	0.0	0.4	0.3
Aircraft repair and maintenance.....	55	410101	4.9	0.1	0.0	0.0	0.4	0.3
Entertainment services (partial).....	56	—	2.8	-0.5	-0.9	0.0	-0.1	-1.1
Membership dues and admissions and recreation facility use fees (partial)...	56	1	4.8	0.2	-1.7	-0.1	0.4	-1.4
Membership dues and admissions and recreation facility use fees (partial)...	56	11	4.8	0.2	-1.7	-0.1	0.4	-1.4
Membership dues.....	56	1101	5.5	0.1	0.0	0.2	0.2	0.0
Membership dues, golf courses and country clubs.....	56	110101	8.8	0.3	0.0	0.5	0.4	0.0
Membership dues, fitness and recreational sports centers.....	56	110102	3.4	0.0	0.0	0.0	0.0	0.0
Admissions and recreational facilities use fees (partial).....	56	1102	4.0	0.3	-4.4	-0.5	0.8	-3.6
Admissions and recreational facilities use fees, golf courses and country clubs.....	56	110201	-1.2	-0.1	-12.1	-0.6	0.1	-0.2
Admissions and recreational facilities use fees, fitness and recreational sports centers.....	56	110202	7.2	0.0	0.0	0.0	0.0	0.0
Admissions and recreational facilities use fees, amusement and theme parks.....	56	110203	2.7	0.6	-1.8	-0.6	1.5	-6.8
Recreational activity instruction fees (partial).....	56	2	0.1	0.0	0.1	0.0	0.0	0.0
Recreational activity instruction fees (partial).....	56	21	0.1	0.0	0.1	0.0	0.0	0.0
Recreational activity instruction fees (partial).....	56	2101	0.1	0.0	0.1	0.0	0.0	0.0
Recreational activity instruction fees (partial).....	56	210101	0.1	0.0	0.1	0.0	0.0	0.0
Gaming receipts (partial).....	56	3	0.3	-1.7	0.2	0.0	-1.0	-0.7
Gaming receipts (partial).....	56	31	0.3	-1.7	0.2	0.0	-1.0	-0.7
Gaming receipts (partial).....	56	3101	0.3	-1.7	0.2	0.0	-1.0	-0.7
Gaming receipts (partial).....	56	310101	0.3	-1.7	0.2	0.0	-1.0	-0.7
Wholesale trade services.....	57	—	1.3	1.7	-0.3	-1.7	2.1	-0.7
Machinery and equipment and parts and supplies wholesaling.....	57	1	2.0	-0.8	1.6	-3.5	1.1	0.9
Machinery and equipment and parts and supplies wholesaling.....	57	11	2.0	-0.8	1.6	-3.5	1.1	0.9
Parts and supplies for machinery and equipment wholesaling.....	57	1102	8.7	-2.7	2.8	-1.8	0.7	2.2
Parts and supplies for machinery and equipment wholesaling.....	57	110201	8.7	-2.7	2.8	-1.8	0.7	2.2
Machinery and vehicle wholesaling.....	57	1103	-2.5	1.2	0.8	-5.5	2.0	0.2
Machinery and vehicle wholesaling.....	57	110301	-2.5	1.2	0.8	-5.5	2.0	0.2
Professional and commercial equipment wholesaling.....	57	1104	6.2	-2.7	1.1	-0.6	-1.1	0.0
Professional and commercial equipment wholesaling.....	57	110401	6.2	-2.7	1.1	-0.6	-1.1	0.0
Furnishings wholesaling.....	57	2	-2.7	-0.3	-6.9	1.1	0.7	0.0
Furnishings wholesaling.....	57	21	-2.7	-0.3	-6.9	1.1	0.7	0.0
Furnishings wholesaling.....	57	2101	-2.7	-0.3	-6.9	1.1	0.7	0.0
Furnishings wholesaling.....	57	210101	-2.7	-0.3	-6.9	1.1	0.7	0.0
Building materials, paint, and hardware wholesaling.....	57	3	-7.8	0.0	-0.6	0.9	-0.4	0.3
Building materials, paint, and hardware wholesaling.....	57	31	-7.8	0.0	-0.6	0.9	-0.4	0.3
Building materials, paint, and hardware wholesaling.....	57	3101	-7.8	0.0	-0.6	0.9	-0.4	0.3
Building materials, paint, and hardware wholesaling.....	57	310101	-7.8	0.0	-0.6	0.9	-0.4	0.3
Metals, minerals, and ores wholesaling.....	57	4	-1.1	2.1	-9.8	-1.7	-3.7	-2.9
Metals, minerals, and ores wholesaling.....	57	41	-1.1	2.1	-9.8	-1.7	-3.7	-2.9
Metals, minerals, and ores wholesaling.....	57	4101	-1.1	2.1	-9.8	-1.7	-3.7	-2.9
Metals, minerals, and ores wholesaling.....	57	410101	-1.1	2.1	-9.8	-1.7	-3.7	-2.9
Chemicals and allied products wholesaling.....	57	5	-7.2	2.2	-2.9	-5.0	8.8	-4.7
Chemicals and allied products wholesaling.....	57	51	-7.2	2.2	-2.9	-5.0	8.8	-4.7

See footnotes at end of table.

Table 7. Producer price index percentage changes for commodity and service groupings and individual items, not seasonally adjusted — Continued
[August 2023]

Title	Commodity code		Unadjusted 12-month percent change ¹	Unadjusted 1-month percent change ¹				
	Group code	Item code		Aug. 2022 to Aug. 2023 ^P	Mar. to Apr.	Apr. to May ^P	May to June ^P	June to July ^P
Chemicals and allied products wholesaling.....	57	5101	-7.2	2.2	-2.9	-5.0	8.8	-4.7
Chemicals and allied products wholesaling.....	57	510101	-7.2	2.2	-2.9	-5.0	8.8	-4.7
Paper and plastics products wholesaling.....	57	6	3.3	0.1	0.2	-0.5	-2.5	1.9
Paper and plastics products wholesaling.....	57	61	3.3	0.1	0.2	-0.5	-2.5	1.9
Paper and plastics products wholesaling.....	57	6101	3.3	0.1	0.2	-0.5	-2.5	1.9
Paper and plastics products wholesaling.....	57	610101	3.3	0.1	0.2	-0.5	-2.5	1.9
Apparel wholesaling.....	57	7	7.6	7.1	-5.4	3.1	-2.1	2.8
Apparel wholesaling.....	57	71	7.6	7.1	-5.4	3.1	-2.1	2.8
Apparel wholesaling.....	57	7101	7.6	7.1	-5.4	3.1	-2.1	2.8
Apparel wholesaling.....	57	710101	7.6	7.1	-5.4	3.1	-2.1	2.8
Food and alcohol wholesaling.....	57	8	0.5	2.8	2.2	-2.3	0.5	-1.3
Food and alcohol wholesaling.....	57	81	0.5	2.8	2.2	-2.3	0.5	-1.3
Food wholesaling.....	57	8101	-0.2	3.2	2.5	-2.5	0.6	-1.5
Food wholesaling.....	57	810101	-0.2	3.2	2.5	-2.5	0.6	-1.5
Alcohol wholesaling.....	57	8102	3.4	0.0	-0.3	-0.4	0.2	0.1
Alcohol wholesaling.....	57	810201	3.4	0.0	-0.3	-0.4	0.2	0.1
Other commodities wholesaling.....	57	9	5.7	4.7	-0.7	2.0	4.3	-1.2
Other commodities wholesaling.....	57	91	5.7	4.7	-0.7	2.0	4.3	-1.2
Other commodities wholesaling.....	57	9101	5.7	4.7	-0.7	2.0	4.3	-1.2
Other commodities wholesaling.....	57	910101	5.7	4.7	-0.7	2.0	4.3	-1.2
Retail trade services.....	58	—	-2.6	-0.7	0.5	-0.7	-1.4	0.3
Food and alcohol retailing.....	58	1	8.0	-0.4	0.8	0.4	-1.5	1.2
Food and alcohol retailing.....	58	11	8.0	-0.4	0.8	0.4	-1.5	1.2
Food retailing.....	58	1102	8.4	-0.6	1.1	0.3	-1.5	1.3
Food retailing.....	58	110201	8.4	-0.6	1.1	0.3	-1.5	1.3
Alcohol retailing.....	58	1103	6.6	0.7	-1.0	0.7	-1.5	0.6
Alcohol retailing.....	58	110301	6.6	0.7	-1.0	0.7	-1.5	0.6
Health and beauty care retailing, including optical goods.....	58	2	2.1	-0.6	1.6	-0.6	0.4	-0.4
Health and beauty care retailing, including optical goods.....	58	21	2.1	-0.6	1.6	-0.6	0.4	-0.4
Health and beauty care retailing, including optical goods.....	58	2101	2.1	-0.6	1.6	-0.6	0.4	-0.4
Health and beauty care retailing, including optical goods.....	58	210101	2.1	-0.6	1.6	-0.6	0.4	-0.4
Apparel, jewelry, footwear, and accessories retailing.....	58	3	1.2	-3.1	1.4	-3.8	-2.2	0.7
Apparel, jewelry, footwear, and accessories retailing.....	58	31	1.2	-3.1	1.4	-3.8	-2.2	0.7
Apparel, footwear, and accessories retailing.....	58	3101	0.5	-3.7	1.5	-4.4	-2.8	0.8
Apparel, footwear, and accessories retailing.....	58	310101	0.5	-3.7	1.5	-4.4	-2.8	0.8
Jewelry retailing.....	58	3102	5.9	0.4	0.8	0.2	1.4	-0.3
Jewelry retailing.....	58	310201	5.9	0.4	0.8	0.2	1.4	-0.3
Computer hardware, software, and supplies retailing.....	58	4	-22.5	-2.3	-0.6	-1.7	-0.2	-0.2
Computer hardware, software, and supplies retailing.....	58	41	-22.5	-2.3	-0.6	-1.7	-0.2	-0.2
Computer hardware, software, and supplies retailing.....	58	4101	-22.5	-2.3	-0.6	-1.7	-0.2	-0.2
Computer hardware, software, and supplies retailing.....	58	410101	-22.5	-2.3	-0.6	-1.7	-0.2	-0.2
TV, video, and photographic equipment and supplies retailing.....	58	5	-12.6	3.9	-10.9	17.7	-4.2	-2.9
TV, video, and photographic equipment and supplies retailing.....	58	51	-12.6	3.9	-10.9	17.7	-4.2	-2.9
TV, video, and photographic equipment and supplies retailing.....	58	5101	-12.6	3.9	-10.9	17.7	-4.2	-2.9
TV, video, and photographic equipment and supplies retailing.....	58	510101	-12.6	3.9	-10.9	17.7	-4.2	-2.9
Automobiles and automobile parts retailing.....	58	6	-19.7	-1.7	-2.2	-1.2	-1.9	-0.8
Automobiles and automobile parts retailing.....	58	61	-19.7	-1.7	-2.2	-1.2	-1.9	-0.8
Automobile retailing (Partial).....	58	6101	-27.5	-1.0	-3.2	-2.2	-2.6	-1.3
Automobile retailing (Partial).....	58	610101	-27.5	-1.0	-3.2	-2.2	-2.6	-1.3
Automotive parts, including tires, retailing.....	58	6102	2.0	-3.8	0.8	1.6	0.1	0.7
Automotive parts, including tires, retailing.....	58	610201	2.0	-3.8	0.8	1.6	0.1	0.7
RVs, trailers, and campers retailing.....	58	8	-19.3	-1.7	8.7	-4.8	1.9	-2.3
RVs, trailers, and campers retailing.....	58	81	-19.3	-1.7	8.7	-4.8	1.9	-2.3
RVs, trailers, and campers retailing.....	58	8101	-19.3	-1.7	8.7	-4.8	1.9	-2.3
RVs, trailers, and campers retailing.....	58	810101	-19.3	-1.7	8.7	-4.8	1.9	-2.3
Sporting goods, including boats, retailing.....	58	9	-3.6	2.3	-2.2	-1.3	-1.3	3.2
Sporting goods, including boats, retailing.....	58	91	-3.6	2.3	-2.2	-1.3	-1.3	3.2

See footnotes at end of table.

Table 7. Producer price index percentage changes for commodity and service groupings and individual items, not seasonally adjusted — Continued
 [August 2023]

Title	Commodity code		Unadjusted 12-month percent change ¹	Unadjusted 1-month percent change ¹				
	Group code	Item code		Aug. 2022 to Aug. 2023 ^P	Mar. to Apr.	Apr. to May ^P	May to June ^P	June to July ^P
Sporting goods, including boats, retailing.....	58	9101	-3.6	2.3	-2.2	-1.3	-1.3	3.2
Sporting goods, including boats, retailing.....	58	910101	-3.6	2.3	-2.2	-1.3	-1.3	3.2
Lawn, garden, and farm equipment and supplies retailing.....	58	A	9.3	1.5	-1.3	0.1	2.6	-0.1
Lawn, garden, and farm equipment and supplies retailing.....	58	A1	9.3	1.5	-1.3	0.1	2.6	-0.1
Lawn, garden, and farm equipment and supplies retailing.....	58	A101	9.3	1.5	-1.3	0.1	2.6	-0.1
Lawn, garden, and farm equipment and supplies retailing.....	58	A10101	9.3	1.5	-1.3	0.1	2.6	-0.1
Furniture retailing.....	58	B	5.2	2.0	0.9	2.7	-2.9	-1.5
Furniture retailing.....	58	B1	5.2	2.0	0.9	2.7	-2.9	-1.5
Furniture retailing.....	58	B101	5.2	2.0	0.9	2.7	-2.9	-1.5
Furniture retailing.....	58	B10101	5.2	2.0	0.9	2.7	-2.9	-1.5
Flooring and floor coverings retailing.....	58	C	-2.2	-0.1	-0.5	0.9	-0.8	0.0
Flooring and floor coverings retailing.....	58	C1	-2.2	-0.1	-0.5	0.9	-0.8	0.0
Flooring and floor coverings retailing.....	58	C101	-2.2	-0.1	-0.5	0.9	-0.8	0.0
Flooring and floor coverings retailing.....	58	C10101	-2.2	-0.1	-0.5	0.9	-0.8	0.0
Hardware and building materials and supplies retailing.....	58	D	1.7	-0.1	-0.5	1.7	5.2	2.3
Hardware and building materials and supplies retailing.....	58	D1	1.7	-0.1	-0.5	1.7	5.2	2.3
Hardware and building materials and supplies retailing.....	58	D101	1.7	-0.1	-0.5	1.7	5.2	2.3
Hardware and building materials and supplies retailing.....	58	D10101	1.7	-0.1	-0.5	1.7	5.2	2.3
Major household appliance retailing.....	58	E	6.3	5.0	-4.2	-1.6	-2.0	3.8
Major household appliance retailing.....	58	E1	6.3	5.0	-4.2	-1.6	-2.0	3.8
Major household appliance retailing.....	58	E101	6.3	5.0	-4.2	-1.6	-2.0	3.8
Major household appliance retailing.....	58	E10101	6.3	5.0	-4.2	-1.6	-2.0	3.8
Fuels and lubricants retailing.....	58	F	-16.9	-0.1	11.5	-3.3	-9.2	4.1
Fuels and lubricants retailing.....	58	F1	-16.9	-0.1	11.5	-3.3	-9.2	4.1
Automotive fuels and lubricants retailing.....	58	F101	-18.7	0.7	12.1	-2.0	-9.1	5.8
Automotive fuels and lubricants retailing.....	58	F10101	-18.7	0.7	12.1	-2.0	-9.1	5.8
Household fuels retailing.....	58	F102	-6.2	-3.8	8.6	-9.0	-9.7	-4.6
Household fuels retailing.....	58	F10201	-6.2	-3.8	8.6	-9.0	-9.7	-4.6
Cleaning supplies and paper products retailing.....	58	G	13.4	6.1	-1.9	3.6	-3.7	4.9
Cleaning supplies and paper products retailing.....	58	G1	13.4	6.1	-1.9	3.6	-3.7	4.9
Cleaning supplies and paper products retailing.....	58	G101	13.4	6.1	-1.9	3.6	-3.7	4.9
Cleaning supplies and paper products retailing.....	58	G10101	13.4	6.1	-1.9	3.6	-3.7	4.9
Book retailing.....	58	H	-1.6	0.1	0.3	0.5	0.9	0.0
Book retailing.....	58	H1	-1.6	0.1	0.3	0.5	0.9	0.0
Book retailing.....	58	H101	-1.6	0.1	0.3	0.5	0.9	0.0
Book retailing.....	58	H10101	-1.6	0.1	0.3	0.5	0.9	0.0
Other merchandise retailing (partial).....	58	I	-0.1	-0.1	-1.6	-0.4	-0.6	-0.9
Other merchandise retailing (partial).....	58	I1	-0.1	-0.1	-1.6	-0.4	-0.6	-0.9
Other merchandise retailing (partial).....	58	I101	-0.1	-0.1	-1.6	-0.4	-0.6	-0.9
Other merchandise retailing (partial).....	58	I10101	-0.1	-0.1	-1.6	-0.4	-0.6	-0.9
Metal treatment services.....	59	—	5.0	0.7	0.6	-0.2	0.9	0.2
Metal treatment services.....	59	1	5.0	0.7	0.6	-0.2	0.9	0.2
Metal treatment services.....	59	11	5.0	0.7	0.6	-0.2	0.9	0.2
Metal plating and polishing.....	59	1101	5.7	0.1	0.7	1.3	-0.5	0.0
Metal plating and polishing.....	59	110111	5.7	0.1	0.7	1.3	-0.5	0.0
Metal coating and allied services.....	59	1102	1.7	0.7	0.7	-1.0	1.1	0.5
Metal coating and allied services.....	59	110222	1.7	0.7	0.7	-1.0	1.1	0.5
Metal heat treating.....	59	1103	12.3	1.8	0.0	0.0	2.4	0.0
Metal heat treating.....	59	110349	12.3	1.8	0.0	0.0	2.4	0.0
Mining services.....	60	—	3.9	-0.7	-0.5	-0.1	0.0	-0.2
Mining services.....	60	1	3.9	-0.7	-0.5	-0.1	0.0	-0.2
Mining services.....	60	11	3.9	-0.7	-0.5	-0.1	0.0	-0.2
Support activities for coal mining.....	60	1102	5.3	0.0	-0.1	0.5	0.0	0.0
Support activities for coal mining.....	60	110201	5.3	0.0	-0.1	0.5	0.0	0.0
Drilling oil and gas wells services.....	60	1103	10.0	0.0	-0.9	-1.2	-0.6	4.6
Drilling oil and gas wells services.....	60	110301	10.0	0.0	-0.9	-1.2	-0.6	4.6
Support activities for oil and gas operations.....	60	1104	2.0	-1.0	-0.4	0.3	0.2	-1.8

See footnotes at end of table.

Table 7. Producer price index percentage changes for commodity and service groupings and individual items, not seasonally adjusted — Continued
[August 2023]

Title	Commodity code		Unadjusted 12-month percent change ¹	Unadjusted 1-month percent change ¹				
	Group code	Item code		Aug. 2022 to Aug. 2023 ^p	Mar. to Apr.	Apr. to May ^p	May to June ^p	June to July ^p
Support activities for oil and gas operations.....	60	110401	2.0	-1.0	-0.4	0.3	0.2	-1.8
Metal and nonmetallic minerals mining services.....	60	1106	—	—	—	0.0	0.0	0.0
Metal and nonmetallic minerals mining services.....	60	110601	—	—	—	0.0	0.0	0.0
Metal mining services.....	60	1106011	—	1.1	0.0	—	—	—
Contract work on textile products, apparel, and leather.....	61	—	5.7	0.0	-0.2	0.1	0.1	0.0
Contract work on textile products and apparel.....	61	1	5.8	0.0	-0.2	0.1	0.1	0.0
Contract work on textile products and apparel.....	61	11	5.8	0.0	-0.2	0.1	0.1	0.0
Contract work on textile products.....	61	1102	6.7	0.0	0.0	0.1	0.0	0.0
Commission finishing of broadwoven fabrics.....	61	110201	7.1	0.1	0.0	0.1	0.0	0.0
Commission finishing of cotton broadwoven fabrics.....	61	1102011	7.5	0.3	-0.1	0.0	0.0	0.0
Other commission finishing of broadwoven fabrics (excl. cotton & wool).....	61	1102012	7.6	0.0	0.0	0.1	0.0	0.0
Commission knit or knit & finishing of weft & warp knit fabric.....	61	110204	-0.1	-0.2	0.5	0.0	0.0	0.0
Contract work on apparel.....	61	1103	5.2	0.0	0.1	0.0	0.2	0.0
Contract work on women's, girls' and infants' apparel.....	61	11031	—	0.0	0.0	0.0	0.0	—
Contract work on men's and boys' (including unisex) apparel.....	61	11032	7.7	0.0	0.2	0.0	0.4	0.0
Contract work on men's and boys' pants, work apparel, and other outerwear.....	61	110321	9.8	0.0	0.0	0.0	0.0	0.0
Contract work on men's and boys' shirts, tailored suits/coats/jackets, & underwear/nightwear.....	61	110323	—	0.0	0.5	0.0	0.9	—
Contract & commission receipts for tanning or finishing leather owned by others.....	61	2	1.4	0.0	0.0	0.0	0.0	0.0
Contract & commission receipts for tanning or finishing leather owned by others.....	61	21	1.4	0.0	0.0	0.0	0.0	0.0
Contract and commission receipts for tanning or finishing leather owned by others.....	61	2101	1.4	0.0	0.0	0.0	0.0	0.0
Contract and commission receipts for tanning or finishing leather owned by others.....	61	210101	1.4	0.0	0.0	0.0	0.0	0.0
Construction (partial).....	80	—	3.8	-0.2	0.2	0.0	-1.1	0.2
New nonresidential building construction.....	80	1	4.0	-0.2	0.1	0.0	-1.3	0.2
New nonresidential building construction.....	80	11	4.0	-0.2	0.1	0.0	-1.3	0.2
New warehouse building construction.....	80	1101	1.6	-0.3	0.4	0.2	-0.8	0.2
New warehouse building construction.....	80	110101	1.6	-0.3	0.4	0.2	-0.8	0.2
New school building construction.....	80	1102	3.8	-0.4	0.0	0.0	-1.0	0.0
New school building construction.....	80	110201	3.8	-0.4	0.0	0.0	-1.0	0.0
New office building construction.....	80	1103	5.7	0.2	0.1	0.0	-2.0	0.3
New office building construction.....	80	110301	5.7	0.2	0.1	0.0	-2.0	0.3
New industrial building construction.....	80	1104	3.1	-0.5	0.0	0.2	-1.4	0.3
New industrial building construction.....	80	110401	3.1	-0.5	0.0	0.2	-1.4	0.3
New health care building construction.....	80	1105	4.3	-0.3	0.0	-0.1	-0.8	0.1
New health care building construction.....	80	110501	4.3	-0.3	0.0	-0.1	-0.8	0.1
Maintenance and repair of nonresidential buildings (partial).....	80	2	4.6	0.1	1.4	0.1	0.3	0.3
Maintenance and repair of nonresidential buildings (partial).....	80	21	4.6	0.1	1.4	0.1	0.3	0.3
Maintenance and repair of nonresidential buildings (partial).....	80	2101	4.6	0.1	1.4	0.1	0.3	0.3
Maintenance and repair of nonresidential buildings (partial).....	80	210101	4.6	0.1	1.4	0.1	0.3	0.3

¹ All indexes are subject to revision for 4 months after their originally scheduled publication to incorporate late reports and corrections by survey respondents.

² Due to incomplete coverage of the services sector, some services indexes in this table reflect only a portion of their wherever-provided output. These indexes are flagged using the term "partial" at the end of their titles. For more information regarding wherever-provided services indexes, go to <https://www.bls.gov/ppi/wepnotice.htm>. This webpage includes methodology documentation, a table identifying missing coverage areas for those indexes with incomplete coverage, and a concordance table between wherever-provided services indexes and Census product codes.

^p Preliminary

"—" Data not available.

Table 8. Producer price indexes and percentage changes for selected commodity and service groupings and individual items, seasonally adjusted
 [August 2023, Index base 1982=100, unless otherwise indicated]

Title	Commodity code		Other index base	Seasonally adjusted index ¹					Seasonally adjusted 1-month percent change ¹		
	Group code	Item code		Apr. 2023	May 2023 ^P	June 2023 ^P	July 2023 ^P	Aug. 2023 ^P	May to June ^P	June to July ^P	July to Aug. ^P
Goods											
Fruits & melons, fresh/dry vegs. & nuts.	01	1		-	-	-	-	-	-	-	-
Fresh fruits and melons.	01	11		-	-	-	-	-	-	-	-
Citrus fruits.	01	1101		341.316	342.992	318.946	343.376	347.296	-7.0	7.7	1.1
Other fruits and berries.	01	1102		-	-	-	-	-	-	-	-
Melons.			12/91	-	-	-	-	-	-	-	-
Fresh and dry vegetables.	01	13		-	-	-	-	-	-	-	-
Dry vegetables.	01	1301		234.553	225.712	219.465	219.246	229.485	-2.8	-0.1	4.7
Fresh vegetables, except potatoes.	01	1302		-	-	-	-	-	-	-	-
Sweet potatoes.	01	1303		157.224	151.384	157.889	149.495	144.116	4.3	-5.3	-3.6
Potatoes.	01	1306	12/11	230.346	249.073	243.775	239.274	161.335	-2.1	-1.8	-32.6
Tree nuts.				-	-	-	-	-	-	-	-
Tree nuts.				-	-	-	-	-	-	-	-
Grains.	01	2		257.993	243.757	248.497	226.905	220.570	1.9	-8.7	-2.8
Wheat.	01	21		-	-	-	-	-	-	-	-
Wheat.	01	2101		-	-	-	-	-	-	-	-
Other grains.	01	22		267.362	251.082	258.983	230.723	226.138	3.1	-10.9	-2.0
Barley.	01	2201		-	-	-	-	-	-	-	-
Corn.	01	2202		260.729	245.012	253.301	226.272	221.802	3.4	-10.7	-2.0
Oats.	01	2203		-	-	-	-	-	-	-	-
Sorghum.	01	2205	12/91	-	-	-	-	-	-	-	-
Rough rice.			12/91	-	-	-	-	-	-	-	-
Rough rice.			12/91	-	-	-	-	-	-	-	-
Livestock.	01	3		213.845	211.989	229.500	236.639	238.465	8.3	3.1	0.8
Slaughter cattle.	01	31		257.025	255.822	271.287	277.825	282.240	6.0	2.4	1.6
Slaughter steers and heifers.	01	3101		265.807	262.204	284.021	285.762	291.392	8.3	0.6	2.0
Slaughter cows and bulls.	01	3102		197.148	199.121	200.648	222.437	221.981	0.8	10.9	-0.2
Slaughter vealers.	01	3103		96.188	97.101	95.841	96.053	97.154	-1.3	0.2	1.1
Slaughter hogs.	01	32		94.882	90.270	101.304	109.888	107.205	12.2	8.5	-2.4
Slaughter barrows and gilts.	01	3201		94.521	90.854	101.889	109.798	105.893	12.1	7.8	-3.6
Slaughter sows.	01	3202		-	-	-	-	-	-	-	-
Slaughter lambs.	01	33		388.637	349.441	362.821	359.986	380.722	3.8	-0.8	5.8
Slaughter lambs.	01	3301		388.637	349.441	362.821	359.986	380.722	3.8	-0.8	5.8
Feeder and replacement cattle.			09/21	-	-	-	-	-	-	-	-
Feeder and replacement cattle.			09/21	-	-	-	-	-	-	-	-
Slaughter poultry.	01	4		354.191	351.722	345.251	320.445	317.683	-1.8	-7.2	-0.9
Slaughter chickens.	01	41		357.315	355.887	353.885	328.627	331.381	-0.6	-7.1	0.8
Broilers and other meat type chickens.	01	4102		362.287	360.839	358.809	333.200	335.992	-0.6	-7.1	0.8
Slaughter turkeys.	01	42		355.318	347.726	318.167	291.740	261.294	-8.5	-8.3	-10.4
Slaughter turkeys.	01	4201		355.318	347.726	318.167	291.740	261.294	-8.5	-8.3	-10.4
Slaughter ducks.	01	43	12/91	-	-	-	-	-	-	-	-
Slaughter ducks.	01	4301	12/91	-	-	-	-	-	-	-	-
Raw cotton.	01	5		-	-	-	-	-	-	-	-
Raw cotton.	01	51		-	-	-	-	-	-	-	-
Raw cotton.	01	5101		-	-	-	-	-	-	-	-
Raw milk.	01	6		155.713	146.589	137.360	136.800	132.214	-6.3	-0.4	-3.4
Raw milk.	01	61		156.342	147.182	137.916	137.353	132.749	-6.3	-0.4	-3.4
Raw milk.	01	6101		156.342	147.182	137.916	137.353	132.749	-6.3	-0.4	-3.4
Chicken eggs.	01	7		-	-	-	-	-	-	-	-
Chicken eggs.	01	71		-	-	-	-	-	-	-	-
Eggs for fresh use.	01	7107	12/91	-	-	-	-	-	-	-	-
Breaker stock and checks and undergrades.	01	7108	12/91	-	-	-	-	-	-	-	-
Hay, hayseeds, and oilseeds.	01	8		293.731	291.928	276.240	297.365	278.543	-5.4	7.6	-6.3
Hay and hayseeds.	01	81		-	-	-	-	-	-	-	-
Hay and hayseeds.	01	8101		-	-	-	-	-	-	-	-
Oilseeds.	01	83		264.197	260.912	242.823	264.657	253.220	-6.9	9.0	-4.3
Oilseeds.	01	8301		264.197	260.912	242.823	264.657	253.220	-6.9	9.0	-4.3
Cereal and bakery products.	02	1		329.176	331.760	331.685	331.311	331.056	0.0	-0.1	-0.1
Bakery products.	02	11		-	-	-	-	-	-	-	-
Bread (white, wheat, rye, etc.), including frozen.			06/06	-	-	-	-	-	-	-	-
Rolls (bread-type), muffins, bagels, and croissants.	02	1105		-	-	-	-	-	-	-	-
Other sweet goods, excluding frozen.				-	-	-	-	-	-	-	-
Soft cakes, excluding frozen.	02	1108		-	-	-	-	-	-	-	-
Cookies, crackers, and related products.	02	1121		-	-	-	-	-	-	-	-

See footnotes at end of table.

Table 8. Producer price indexes and percentage changes for selected commodity and service groupings and individual items, seasonally adjusted — Continued
 [August 2023, Index base 1982=100, unless otherwise indicated]

Title	Commodity code		Other index base	Seasonally adjusted index ¹					Seasonally adjusted 1-month percent change ¹		
	Group code	Item code		Apr. 2023	May 2023 ^P	June 2023 ^P	July 2023 ^P	Aug. 2023 ^P	May to June ^P	June to July ^P	July to Aug. ^P
Retail bakery products, excluding retail trade.....	02	1130	06/14	159.147	159.763	159.284	158.999	158.216	-0.3	-0.2	-0.5
Flour and flour base mixes and doughs.....	02	12		-	-	-	-	-	-	-	-
Wheat flour.....	02	1203		-	-	-	-	-	-	-	-
Flour base mixes and doughs.....	02	1204		-	-	-	-	-	-	-	-
Milled rice and byproducts.....	02	13		-	-	-	-	-	-	-	-
Head rice.....	02	1301		-	-	-	-	-	-	-	-
Milled rice (incl second heads, screenings, brewers, bran, sharps, rice flour, and byproducts).....	02	1302	06/84	-	-	-	-	-	-	-	-
Cereal and pasta products.....	02	14		312.367	319.619	320.850	319.037	319.675	0.4	-0.6	0.2
Dry macaroni, spaghetti, and egg noodle products, made from purchased flour.....	02	1402	06/85	-	-	-	-	-	-	-	-
Cereal and mill products, other than flour.....	02	1409	06/85	294.050	302.338	303.746	302.955	303.684	0.5	-0.3	0.2
Meats, poultry, and fish.....	02	2		224.096	224.889	225.594	231.098	227.859	0.3	2.4	-1.4
Meats.....	02	21		223.048	227.261	229.335	240.907	235.125	0.9	5.0	-2.4
Beef and veal products, fresh or frozen.....	02	2101		266.199	286.677	292.735	304.681	291.047	2.1	4.1	-4.5
Lamb/mutton, fresh or frozen, not canned or made into sausage, made in slaughtering plants.....	02	2103		-	-	-	-	-	-	-	-
Pork products, fresh, frozen, or processed, except sausage.....	02	2104		155.299	148.856	148.192	161.323	162.571	-0.4	8.9	0.8
Other meats, fresh, frozen, or canned.....	02	2105		222.705	221.016	221.685	230.076	225.614	0.3	3.8	-1.9
Processed poultry.....	02	22		179.587	173.726	173.243	168.144	169.777	-0.3	-2.9	1.0
Young chickens, including bulk, chilled, frozen, whole, and in parts.....	02	2203		190.694	187.097	186.905	183.942	184.700	-0.1	-1.6	0.4
Turkeys, including frozen, whole, and in parts.....	02	2206		-	-	-	-	-	-	-	-
Canned, cooked, smoked or prepared poultry.....	02	2208		-	-	-	-	-	-	-	-
Chicken hens and other poultry/small game.....			12/90	-	-	-	-	-	-	-	-
Unprocessed and prepared seafood.....	02	23		429.365	434.753	426.469	429.126	424.526	-1.9	0.6	-1.1
Unprocessed finfish.....	02	2301		-	-	-	-	-	-	-	-
Unprocessed shellfish.....	02	2305	12/91	283.293	285.471	298.782	278.704	282.537	4.7	-6.7	1.4
Prepared fresh and frozen seafood.....			12/11	-	-	-	-	-	-	-	-
Dairy products.....	02	3		230.910	227.918	222.976	219.561	223.688	-2.2	-1.5	1.9
Fluid milk products.....	02	31		-	-	-	-	-	-	-	-
Packaged fluid milk and related products.....	02	3103	12/82	-	-	-	-	-	-	-	-
Cottage cheese.....	02	3104	12/82	-	-	-	-	-	-	-	-
Other milk products.....	02	3105	12/82	-	-	-	-	-	-	-	-
Bulk fluid milk and cream.....	02	3106	12/91	-	-	-	-	-	-	-	-
Butter.....	02	32		-	-	-	-	-	-	-	-
Butter.....	02	3201		-	-	-	-	-	-	-	-
Natural, processed, and imitation cheese.....	02	33		191.000	184.038	179.208	174.194	184.522	-2.6	-2.8	5.9
Natural cheese, except cottage cheese.....	02	3302		182.980	175.503	170.259	166.328	175.492	-3.0	-2.3	5.5
Processed cheese and related products.....	02	3303		-	-	-	-	-	-	-	-
Cheese substitutes and imitations.....			06/88	-	-	-	-	-	-	-	-
Raw liquid whey.....			12/04	-	-	-	-	-	-	-	-
Ice cream and frozen desserts.....	02	34		-	-	-	-	-	-	-	-
Ice cream and frozen desserts.....			06/83	-	-	-	-	-	-	-	-
Dry, condensed, and evaporated milk products.....	02	35		-	-	-	-	-	-	-	-
Dry milk products, including feed grade.....	02	3502	12/83	-	-	-	-	-	-	-	-
Liquid milk products.....			12/83	-	-	-	-	-	-	-	-
Ice cream mixes and related products.....			06/02	-	-	-	-	-	-	-	-
Processed fruits and vegetables.....	02	4		-	-	-	-	-	-	-	-
Canned fruits and juices.....	02	41		-	-	-	-	-	-	-	-
Canned fruits, excluding baby foods.....	02	4101		-	-	-	-	-	-	-	-
Canned and fresh fruit juices, nectars, and concentrates.....	02	4102		-	-	-	-	-	-	-	-
Frozen fruits, juices and ades.....	02	42		-	-	-	-	-	-	-	-
Frozen fruits.....	02	4202		-	-	-	-	-	-	-	-
Canned vegetables and juices.....	02	44		-	-	-	-	-	-	-	-
Canned vegetables and juices.....	02	4401		-	-	-	-	-	-	-	-
Frozen vegetables.....	02	45		-	-	-	-	-	-	-	-
Frozen potato products (French-fried, patties, puffs, etc.).....	02	4502	12/90	302.270	301.959	325.063	328.353	330.309	7.7	1.0	0.6
Frozen vegetables, other than potato products.....	02	4505	12/90	-	-	-	-	-	-	-	-
Dried and dehydrated food.....			12/03	-	-	-	-	-	-	-	-
Dried and dehydrated food.....			12/03	-	-	-	-	-	-	-	-
Sugar and confectionery.....	02	5		-	-	-	-	-	-	-	-
Raw cane sugar and sugar cane mill products and byproducts.....				-	-	-	-	-	-	-	-
Raw cane sugar and sugarcane mill products and byproducts.....	02	5201		-	-	-	-	-	-	-	-
Refined sugar products and byproducts.....				-	-	-	-	-	-	-	-
Refined sugar products and byproducts.....			12/02	-	-	-	-	-	-	-	-
Confectionery materials.....	02	54		-	-	-	-	-	-	-	-
Confectionery materials.....	02	5401		-	-	-	-	-	-	-	-
Confectionery end products.....	02	55		-	-	-	-	-	-	-	-

See footnotes at end of table.

Table 8. Producer price indexes and percentage changes for selected commodity and service groupings and individual items, seasonally adjusted — Continued
 [August 2023, Index base 1982=100, unless otherwise indicated]

Title	Commodity code		Other index base	Seasonally adjusted index ¹					Seasonally adjusted 1-month percent change ¹		
	Group code	Item code		Apr. 2023	May 2023 ^P	June 2023 ^P	July 2023 ^P	Aug. 2023 ^P	May to June ^P	June to July ^P	July to Aug. ^P
Candy and nuts.....			06/83	-	-	-	-	-	-	-	-
Beverages and beverage materials.....	02	6		248.873	252.409	252.640	250.798	254.075	0.1	-0.7	1.3
Alcoholic beverages.....	02	61		217.956	218.528	217.443	217.761	218.263	-0.5	0.1	0.2
Malt beverages.....	02	6101		229.387	229.322	229.129	229.663	229.970	-0.1	0.2	0.1
Distilled and bottled liquor, excluding brandy.....	02	6102		199.512	201.098	196.148	197.319	198.167	-2.5	0.6	0.4
Wines, brandy, and brandy spirits.....			12/83	-	-	-	-	-	-	-	-
Soft drinks.....	02	62		-	-	-	-	-	-	-	-
Soft drinks, non-carbonated and bottled water.....			12/11	-	-	-	-	-	-	-	-
Soft drinks, bottle/can, carbonated, all types.....				-	-	-	-	-	-	-	-
Packaged beverage materials.....	02	63		-	-	-	-	-	-	-	-
Coffee (whole bean, ground, & instant).....	02	6301		-	-	-	-	-	-	-	-
Tea in consumer packages, exc. canned ice tea.....	02	6303		-	-	-	-	-	-	-	-
Other beverage materials.....	02	64		326.190	327.068	327.862	334.817	334.539	0.2	2.1	-0.1
Other beverage materials.....	02	6401		326.190	327.068	327.862	334.817	334.539	0.2	2.1	-0.1
Fats and oils.....	02	7		-	-	-	-	-	-	-	-
Shortening, cooking oil, and margarine.....	02	78		-	-	-	-	-	-	-	-
Shortening, cooking oil, and margarine.....	02	7801		-	-	-	-	-	-	-	-
Other oilseed processing.....	02	7A	12/04	-	-	-	-	-	-	-	-
Other oilseed processing.....	02	7A01	12/04	-	-	-	-	-	-	-	-
Corn oil, crude and refined.....			01/16	-	-	-	-	-	-	-	-
Corn oil, made by wet milling.....			01/16	-	-	-	-	-	-	-	-
Miscellaneous processed foods.....	02	8		-	-	-	-	-	-	-	-
Canned jams, jellies, and preserves.....	02	81		-	-	-	-	-	-	-	-
Canned jams, jellies, and preserves.....				-	-	-	-	-	-	-	-
Pickles and other pickled products, including horseradish.....	02	82		-	-	-	-	-	-	-	-
Pickles and other pickled products.....	02	8201		-	-	-	-	-	-	-	-
Specialty canning.....	02	84		-	-	-	-	-	-	-	-
Specialty canning.....	02	8401		-	-	-	-	-	-	-	-
Frozen specialty food.....	02	85		-	-	-	-	-	-	-	-
Frozen specialty food.....	02	8501		-	-	-	-	-	-	-	-
Prepared sauces, except tomato.....				-	-	-	-	-	-	-	-
Prepared sauces, excluding tomato-based sauces and sauces comprised of 20 percent or more meat.....				-	-	-	-	-	-	-	-
Other miscellaneous processed foods.....				-	-	-	-	-	-	-	-
Other miscellaneous processed foods.....				-	-	-	-	-	-	-	-
Prepared animal feeds.....	02	9		253.731	248.166	245.910	251.165	251.832	-0.9	2.1	0.3
Soybean cake, meal, and other byproducts.....	02	92		-	-	-	-	-	-	-	-
Soybean cake, meal, and byproducts.....	02	9201		-	-	-	-	-	-	-	-
Formula feeds.....	02	93		285.577	276.414	274.015	274.872	274.833	-0.9	0.3	0.0
Formula feeds.....	02	9301		285.577	276.414	274.015	274.872	274.833	-0.9	0.3	0.0
Miscellaneous feedstuffs.....	02	94		339.373	331.573	330.701	338.676	341.321	-0.3	2.4	0.8
Pet food.....	02	9402		-	-	-	-	-	-	-	-
Miscellaneous feedstuffs other than pet food.....	02	9403		303.009	289.614	289.537	313.116	319.097	0.0	8.1	1.9
Synthetic fibers.....	03	1		-	-	-	-	-	-	-	-
Unprocessed filament yarns.....	03	15		-	-	-	-	-	-	-	-
Noncellulosic and cellulosic organic fibers.....			05/22	-	-	-	-	-	-	-	-
Processed yarns and threads.....	03	2		-	-	-	-	-	-	-	-
Yarns.....	03	26		-	-	-	-	-	-	-	-
Spun cotton yarns.....	03	2601		149.299	148.040	150.204	150.651	151.174	1.5	0.3	0.3
Spun synthetic yarns.....				-	-	-	-	-	-	-	-
Textured and twisted yarns.....	03	2604	12/88	-	-	-	-	-	-	-	-
Other spun noncellulosic and natural fiber (excluding cotton and wool) yarns.....	03	2607	06/08	-	-	-	-	-	-	-	-
Greige fabrics.....	03	3		-	-	-	-	-	-	-	-
Greige broadwoven fabrics.....	03	37		-	-	-	-	-	-	-	-
Greige manmade, silk, and other natural fiber (exc cotton/wool) broadwoven fabrics.....	03	3703		-	-	-	-	-	-	-	-
Greige knit fabrics.....	03	38		-	-	-	-	-	-	-	-
Weft (circular) knit fabrics, greige goods (excluding hosiery).....	03	3803		-	-	-	-	-	-	-	-
Warp knit fabrics, greige goods (excluding hosiery).....	03	3804		-	-	-	-	-	-	-	-
Tire cord and tire fabric.....	03	39	06/84	-	-	-	-	-	-	-	-
Tire cord and tire fabrics.....	03	3901	06/84	-	-	-	-	-	-	-	-
Finished fabrics.....	03	4		-	-	-	-	-	-	-	-
Finished broadwoven fabrics.....	03	42		-	-	-	-	-	-	-	-
Finished cotton broadwoven fabrics.....	03	4201		-	-	-	-	-	-	-	-

See footnotes at end of table.

Table 8. Producer price indexes and percentage changes for selected commodity and service groupings and individual items, seasonally adjusted — Continued
 [August 2023, Index base 1982=100, unless otherwise indicated]

Title	Commodity code		Other index base	Seasonally adjusted index ¹					Seasonally adjusted 1-month percent change ¹		
	Group code	Item code		Apr. 2023	May 2023 ^P	June 2023 ^P	July 2023 ^P	Aug. 2023 ^P	May to June ^P	June to July ^P	July to Aug. ^P
Finished manmade, silk, and other natural fiber (exc. cotton and wool) broadwoven fabrics.....	03	4203		-	-	-	-	-	-	-	-
Woven and braided narrow fabrics.....	03	44		-	-	-	-	-	-	-	-
Woven and braided narrow fabrics.....	03	4402	06/84	-	-	-	-	-	-	-	-
Nonwoven fabrics and felts.....	03	45		-	-	-	-	-	-	-	-
Nonwoven fabrics and felts.....	03	4503		-	-	-	-	-	-	-	-
Coated fabrics, not rubberized.....	03	46	06/85	-	-	-	-	-	-	-	-
Coated fabrics, not rubberized.....	03	4601	06/85	-	-	-	-	-	-	-	-
Screen printed textile materials, embroideries, and lace goods.....	03	47	06/85	220.759	221.436	221.527	222.384	222.375	0.0	0.4	0.0
Screen printed textile and apparel materials and embroideries.....	03	4701	06/85	220.978	221.777	221.810	222.619	222.686	0.0	0.4	0.0
Knit fabrics, finished in knitting mills.....			12/03	-	-	-	-	-	-	-	-
Weft (circular) knit fabrics, knit and finished in the same establishment (excluding hosiery).....			12/03	-	-	-	-	-	-	-	-
Warp knit goods, knit and finished in the same establishment.....			12/03	-	-	-	-	-	-	-	-
Apparel & other fabricated textile prods.....	03	8		-	-	-	-	-	-	-	-
Apparel.....	03	81		-	-	-	-	-	-	-	-
Miscellaneous apparel and accessories.....			12/83	-	-	-	-	-	-	-	-
Women's, girls', and infants' cut and sew apparel.....			12/03	-	-	-	-	-	-	-	-
Men's and boys' cut and sew apparel.....			12/03	-	-	-	-	-	-	-	-
Apparel made in knitting mills.....			12/03	-	-	-	-	-	-	-	-
Textile house furnishings.....	03	82		-	-	-	-	-	-	-	-
Textile house furnishings.....	03	8203	06/83	-	-	-	-	-	-	-	-
Industrial and other fabricated products.....				-	-	-	-	-	-	-	-
Industrial and other fabricated products.....	03	8303		-	-	-	-	-	-	-	-
Miscellaneous textile products/services.....	03	9	06/85	-	-	-	-	-	-	-	-
Miscellaneous textile products/services.....			09/18	-	-	-	-	-	-	-	-
Miscellaneous textile products/services.....			09/18	-	-	-	-	-	-	-	-
Hides and skins, incl. cattle.....	04	1		112.716	117.992	116.028	108.965	112.207	-1.7	-6.1	3.0
Hides and skins, incl. cattle.....	04	19	06/01	51.604	54.019	53.120	49.886	51.371	-1.7	-6.1	3.0
Hides, skins, and pelts, made in slaughtering plants.....	04	1901	06/01	51.604	54.019	53.120	49.886	51.371	-1.7	-6.1	3.0
Leather.....	04	2		200.602	207.823	205.832	204.132	201.633	-1.0	-0.8	-1.2
Finished and unfinished leather.....	04	27	12/97	109.970	113.929	112.837	111.906	110.536	-1.0	-0.8	-1.2
Finished and unfinished leather.....	04	2701	12/97	109.970	113.929	112.837	111.906	110.536	-1.0	-0.8	-1.2
Footwear.....	04	3		250.419	250.306	251.332	251.555	251.356	0.4	0.1	-0.1
Men's nonathletic footwear.....	04	31		292.374	292.435	294.070	294.295	293.838	0.6	0.1	-0.2
Men's footwear (size 6 and larger), excluding athletic.....	04	3105	12/93	203.909	203.944	205.065	205.243	204.914	0.5	0.1	-0.2
Women's nonathletic footwear.....	04	32		-	-	-	-	-	-	-	-
Women's footwear (size 4 and larger), excluding athletic.....	04	3205	12/93	-	-	-	-	-	-	-	-
Other footwear including slippers.....	04	39	12/02	-	-	-	-	-	-	-	-
Other footwear, excluding rubber and plastic soled footwear.....	04	3901	12/02	-	-	-	-	-	-	-	-
Other leather and related products.....	04	4		-	-	-	-	-	-	-	-
Luggage and small leather goods.....	04	41		-	-	-	-	-	-	-	-
Luggage and small leather goods.....	04	4101		-	-	-	-	-	-	-	-
Leather and leather-like goods, n.e.c.....	04	45	06/85	-	-	-	-	-	-	-	-
Leather and leather-like goods, n.e.c.....	04	4501	06/85	-	-	-	-	-	-	-	-
Coal.....	05	1		284.561	276.318	278.528	288.270	290.706	0.8	3.5	0.8
Coal.....	05	13		284.561	276.318	278.528	288.270	290.706	0.8	3.5	0.8
Coal.....	05	1301		284.561	276.318	278.528	288.270	290.706	0.8	3.5	0.8
Gas fuels.....				-	-	-	-	-	-	-	-
Natural gas.....				-	-	-	-	-	-	-	-
Natural gas.....				-	-	-	-	-	-	-	-
Liquefied petroleum gas.....	05	32		-	-	-	-	-	-	-	-
Liquefied petroleum gas.....				-	-	-	-	-	-	-	-
Electric power.....	05	4		262.102	264.011	266.834	266.194	265.589	1.1	-0.2	-0.2
Residential electric power.....	05	41	12/90	221.517	222.467	224.543	224.408	223.243	0.9	-0.1	-0.5
Residential electric power.....	05	4121	12/90	221.517	222.467	224.543	224.408	223.243	0.9	-0.1	-0.5
Commercial electric power.....	05	42		248.916	250.828	252.855	252.591	252.681	0.8	-0.1	0.0
Commercial electric power.....	05	4221	12/90	217.871	219.536	221.318	221.098	221.162	0.8	-0.1	0.0
Industrial electric power.....	05	43		292.500	298.789	301.214	298.786	299.078	0.8	-0.8	0.1
Industrial electric power.....	05	4321	12/90	245.949	251.240	253.269	251.215	251.487	0.8	-0.8	0.1
Transportation electric power.....	05	46	12/10	124.862	126.940	131.593	128.639	129.796	3.7	-2.2	0.9
Transportation electric power.....	05	4621	12/10	124.862	126.940	131.593	128.639	129.796	3.7	-2.2	0.9
Utility natural gas.....	05	5	12/90	275.050	259.544	255.180	263.642	262.180	-1.7	3.3	-0.6
Residential natural gas.....	05	51	12/90	274.357	270.697	268.697	272.919	269.994	-0.7	1.6	-1.1
Residential natural gas.....	05	5121	12/90	274.357	270.697	268.697	272.919	269.994	-0.7	1.6	-1.1

See footnotes at end of table.

Table 8. Producer price indexes and percentage changes for selected commodity and service groupings and individual items, seasonally adjusted — Continued
 [August 2023, Index base 1982=100, unless otherwise indicated]

Title	Commodity code		Other index base	Seasonally adjusted index ¹					Seasonally adjusted 1-month percent change ¹		
	Group code	Item code		Apr. 2023	May 2023 ^P	June 2023 ^P	July 2023 ^P	Aug. 2023 ^P	May to June ^P	June to July ^P	July to Aug. ^P
Commercial natural gas.....	05	52	12/90	265.545	249.510	243.576	251.860	251.446	-2.4	3.4	-0.2
Commercial natural gas.....	05	5221	12/90	265.545	249.510	243.576	251.860	251.446	-2.4	3.4	-0.2
Industrial natural gas.....	05	53	12/90	216.013	201.900	196.987	215.059	212.236	-2.4	9.2	-1.3
Industrial natural gas.....	05	5321	12/90	216.013	201.900	196.987	215.059	212.236	-2.4	9.2	-1.3
Natural gas to electric power.....	05	54	12/90	246.736	220.573	214.943	225.327	225.520	-2.6	4.8	0.1
Natural gas to electric power.....	05	5421	12/90	246.736	220.573	214.943	225.327	225.520	-2.6	4.8	0.1
Crude petroleum (domestic production).....	05	6		-	-	-	-	-	-	-	-
Crude petroleum (domestic production).....	05	61		-	-	-	-	-	-	-	-
Crude petroleum (domestic production).....	05	6101		-	-	-	-	-	-	-	-
Petroleum products, refined.....	05	7		304.237	267.259	266.371	264.381	328.712	-0.3	-0.7	24.3
Gasoline.....	05	71		271.236	234.279	241.453	242.257	290.749	3.1	0.3	20.0
Unleaded premium gasoline.....	05	7103		299.425	263.873	270.745	269.215	311.286	2.6	-0.6	15.6
Unleaded regular gasoline.....	05	7104		264.903	227.245	234.077	235.740	285.961	3.0	0.7	21.3
Unleaded mid-premium gasoline.....	05	7105	12/87	459.784	387.088	413.311	405.426	511.331	6.8	-1.9	26.1
Kerosene and jet fuels.....	05	72		-	-	-	-	-	-	-	-
Kerosene.....	05	7202		-	-	-	-	-	-	-	-
Jet fuel.....	05	7203		-	-	-	-	-	-	-	-
Light fuel oils.....	05	73		374.551	323.776	307.292	293.477	409.520	-5.1	-4.5	39.5
Home heating oil and distillates.....	05	7302		240.696	210.972	214.533	248.505	293.367	1.7	15.8	18.1
No. 2 diesel fuel.....	05	7303		401.468	346.781	327.827	309.130	436.209	-5.5	-5.7	41.1
Residual fuels (heavy fuel oils, incl. #5, #6, & other residual fuels).....	05	74		-	-	-	-	-	-	-	-
Residual fuels (heavy fuel oils, incl. #5, #6, & other residual fuels).....	05	7407	06/85	-	-	-	-	-	-	-	-
Finished lubricants.....				-	-	-	-	-	-	-	-
Lubricating and similar oils.....	05	7604	06/85	-	-	-	-	-	-	-	-
Lubricating oil base stocks.....			06/09	-	-	-	-	-	-	-	-
Lubricating oil base stocks.....			06/09	-	-	-	-	-	-	-	-
Asphalt and other petroleum and coal products, n.e.c.....	05	8	12/84	366.132	323.981	335.817	336.074	345.069	3.7	0.1	2.7
Asphalt and other petroleum and coal products, n.e.c.....	05	81	12/84	366.132	323.981	335.817	336.074	345.069	3.7	0.1	2.7
Asphalt.....	05	8102	06/85	247.935	259.444	258.616	243.691	241.323	-0.3	-5.8	-1.0
Other petroleum and coal products, including coke oven products, n.e.c.....			12/84	-	-	-	-	-	-	-	-
Industrial chemicals.....	06	1		328.321	321.713	315.566	306.821	302.991	-1.9	-2.8	-1.2
Basic inorganic chemicals.....	06	13		-	-	-	-	-	-	-	-
Inorganic chemicals, other than alkalis and chlorine.....	06	1302		-	-	-	-	-	-	-	-
Alkalis and chlorine, including natural sodium carbonate and sulfate.....	06	1303		-	-	-	-	-	-	-	-
Basic organic chemicals.....	06	14		319.785	313.008	306.511	298.569	294.975	-2.1	-2.6	-1.2
Primary basic organic chemicals.....				-	-	-	-	-	-	-	-
Cyclic intermediate chemicals and dyes.....				-	-	-	-	-	-	-	-
Other basic organics.....	06	1403		312.097	310.863	308.168	307.411	306.303	-0.9	-0.2	-0.4
Paints and allied products.....	06	2		-	-	-	-	-	-	-	-
Prepared paint.....	06	21		-	-	-	-	-	-	-	-
Architectural coatings.....	06	2101		-	-	-	-	-	-	-	-
OEM finishes excluding marine coatings.....			06/83	-	-	-	-	-	-	-	-
Special purpose coatings, incl. marine, industrial & construction coatings.....	06	2103	06/83	-	-	-	-	-	-	-	-
Paint materials.....	06	22		-	-	-	-	-	-	-	-
Paint colors.....				-	-	-	-	-	-	-	-
Kaolin and ball clay.....	06	2204		-	-	-	-	-	-	-	-
Allied and miscellaneous paint products.....	06	23	06/83	-	-	-	-	-	-	-	-
Allied and miscellaneous paint products.....	06	2301	06/83	-	-	-	-	-	-	-	-
Drugs and pharmaceuticals.....	06	3		662.316	661.881	662.998	666.716	668.546	0.2	0.6	0.3
Medicinal and botanical chemicals, drugs, and other products.....	06	31		-	-	-	-	-	-	-	-
Medicinal and botanical chemicals, drugs, and other products.....			06/82	-	-	-	-	-	-	-	-
Veterinary pharmaceutical preparations.....				-	-	-	-	-	-	-	-
Pharmaceuticals for veterinary use.....			12/87	-	-	-	-	-	-	-	-
Biological products, including diagnostics.....	06	37		325.179	324.016	324.937	328.736	329.115	0.3	1.2	0.1
Biological products, excluding diagnostic, for veterinary, industrial, and all other misc. uses.....	06	3717	12/04	-	-	-	-	-	-	-	-
Diagnostics.....			06/09	-	-	-	-	-	-	-	-
Biological products, excluding diagnostic, for human use.....	06	3719	06/09	152.975	153.533	154.049	156.539	156.954	0.3	1.6	0.3
Pharmaceutical preparations.....	06	38	06/01	288.077	288.207	288.633	289.722	290.868	0.1	0.4	0.4
Pharmaceuticals affecting neoplasms, the endocrine system, & metabolic diseases.....	06	3801	06/01	312.893	313.257	313.780	314.868	315.197	0.2	0.3	0.1
Pharmaceuticals acting on the central nervous system and the sense organs.....	06	3802	06/01	341.640	341.249	342.625	342.898	344.761	0.4	0.1	0.5
Pharmaceuticals acting on the cardiovascular system.....	06	3803	06/01	444.330	445.058	445.405	446.905	447.573	0.1	0.3	0.1
Pharmaceuticals acting on the respiratory system.....	06	3804	06/01	230.096	230.440	230.876	231.532	231.781	0.2	0.3	0.1
Pharmaceuticals acting on the digestive or the genito-urinary systems.....			06/01	-	-	-	-	-	-	-	-
Pharmaceuticals acting on the skin.....			06/01	-	-	-	-	-	-	-	-

See footnotes at end of table.

Table 8. Producer price indexes and percentage changes for selected commodity and service groupings and individual items, seasonally adjusted — Continued
 [August 2023, Index base 1982=100, unless otherwise indicated]

Title	Commodity code		Other index base	Seasonally adjusted index ¹					Seasonally adjusted 1-month percent change ¹		
	Group code	Item code		Apr. 2023	May 2023 ^P	June 2023 ^P	July 2023 ^P	Aug. 2023 ^P	May to June ^P	June to July ^P	July to Aug. ^P
Vitamin, nutrient, and hematonic preparations.			06/01	-	-	-	-	-	-	-	-
Pharmaceuticals affecting parasitic and infective diseases.	06	3808	06/01	-	-	-	-	-	-	-	-
Fats and oils, inedible.	06	4		-	-	-	-	-	-	-	-
Fats and oils, inedible.	06	41		-	-	-	-	-	-	-	-
Fats and oils, inedible.	06	4101		-	-	-	-	-	-	-	-
Agricultural chemicals and chemical products.	06	5		308.910	298.860	288.535	278.313	281.949	-3.5	-3.5	1.3
Mixed fertilizers.	06	51		-	-	-	-	-	-	-	-
Mixed fertilizers.	06	5105	06/86	-	-	-	-	-	-	-	-
Fertilizer materials.	06	52		334.484	316.382	296.667	271.467	273.957	-6.2	-8.5	0.9
Nitrogenates.	06	5201		373.317	349.210	310.230	318.749	301.965	-11.2	2.7	-5.3
Phosphates.	06	5202		315.912	300.969	301.634	245.222	263.312	0.2	-18.7	7.4
Other agricultural chemicals.	06	53		-	-	-	-	-	-	-	-
Other agricultural chemicals.	06	5301		-	-	-	-	-	-	-	-
Plastic resins and materials.	06	6		292.066	287.114	280.077	267.947	264.106	-2.5	-4.3	-1.4
Thermoplastic resins and plastics materials.	06	62		292.771	289.430	281.747	269.803	264.201	-2.7	-4.2	-2.1
Thermoplastic resins and plastics materials.	06	6212	12/03	203.445	201.123	195.785	187.485	183.592	-2.7	-4.2	-2.1
Thermosetting resins and plastics materials.	06	63		-	-	-	-	-	-	-	-
Thermosetting resins and plastics materials.			12/98	-	-	-	-	-	-	-	-
Other chemicals and allied products.	06	7		-	-	-	-	-	-	-	-
Soaps and detergents.				-	-	-	-	-	-	-	-
Soaps and other detergents.			06/83	-	-	-	-	-	-	-	-
Polish and other sanitation goods.			06/83	-	-	-	-	-	-	-	-
Polish and other sanitation goods.			06/83	-	-	-	-	-	-	-	-
Cosmetics and other toilet preparations.	06	75		-	-	-	-	-	-	-	-
Shaving preparations.	06	7502		-	-	-	-	-	-	-	-
Perfumes, toilet waters, and colognes.	06	7503		-	-	-	-	-	-	-	-
Hair preparations (including shampoos).	06	7504		-	-	-	-	-	-	-	-
Toothpastes, denture cleaners, and mouthwashes.				-	-	-	-	-	-	-	-
Creams, lotions, and oils, excluding shaving, hair, and deodorant.			06/99	-	-	-	-	-	-	-	-
Other cosmetics and toilet preparations.			06/99	-	-	-	-	-	-	-	-
Misc. chemical prod. and preparations.	06	79		-	-	-	-	-	-	-	-
Explosives and blasting accessories.	06	7902		281.281	280.631	281.912	282.349	282.058	0.5	0.2	-0.1
Industrial gases.				-	-	-	-	-	-	-	-
Adhesives and sealants.	06	7904	12/83	-	-	-	-	-	-	-	-
Surface active agents.			12/83	-	-	-	-	-	-	-	-
Gum and wood chemicals, including wood distillation products.			06/84	-	-	-	-	-	-	-	-
Other miscellaneous chemical products.	06	7909		-	-	-	-	-	-	-	-
Rubber and rubber products.	07	1		-	-	-	-	-	-	-	-
Synthetic rubber, inc. styrene-butadiene rubber (SBR) and ethylene propylene.	07	11		-	-	-	-	-	-	-	-
Synthetic rubber.	07	1102		-	-	-	-	-	-	-	-
Tires, tubes, tread, & repair materials.	07	12		-	-	-	-	-	-	-	-
Tires.				-	-	-	-	-	-	-	-
Tread rubber, tire sundries, and repair materials.				-	-	-	-	-	-	-	-
Miscellaneous rubber products.	07	13		-	-	-	-	-	-	-	-
Rubber and plastics footwear, including athletic footwear.	07	1301		-	-	-	-	-	-	-	-
Rubber and plastic belts and belting.	07	1303		355.063	353.319	351.584	352.036	351.937	-0.5	0.1	0.0
Rubber and plastics hose.	07	1304		-	-	-	-	-	-	-	-
Miscellaneous rubber products, n.e.c.	07	1306	06/83	-	-	-	-	-	-	-	-
Plastic products.	07	2		-	-	-	-	-	-	-	-
Plastic construction products.	07	21		-	-	-	-	-	-	-	-
Plastics construction products.	07	2106		-	-	-	-	-	-	-	-
Unsupported plastic film, sheet and other shapes.	07	22		-	-	-	-	-	-	-	-
Unsupported plastics film, sheet, and other shapes.	07	2205	12/82	-	-	-	-	-	-	-	-
Laminated plastic sheets, rods, and tubes.	07	23		-	-	-	-	-	-	-	-
Laminated plastics plates, sheet (except packaging), and shapes.	07	2304		-	-	-	-	-	-	-	-
Parts for manufacturing from plastics.				-	-	-	-	-	-	-	-
Parts for transportation equipment.				-	-	-	-	-	-	-	-
Other parts and components for manufacturing.				-	-	-	-	-	-	-	-
Foam components for furniture.	07	2603	12/82	-	-	-	-	-	-	-	-
Other plastic products.			12/82	-	-	-	-	-	-	-	-
Other plastics products.			12/82	-	-	-	-	-	-	-	-
Plastic packaging products.			12/06	-	-	-	-	-	-	-	-
Plastics packaging products.			12/06	-	-	-	-	-	-	-	-
Consumer, institutional, and commercial products, n.e.c.			12/06	-	-	-	-	-	-	-	-
All other consumer, institutional, and commercial products.			12/06	-	-	-	-	-	-	-	-

See footnotes at end of table.

Table 8. Producer price indexes and percentage changes for selected commodity and service groupings and individual items, seasonally adjusted — Continued
 [August 2023, Index base 1982=100, unless otherwise indicated]

Title	Commodity code		Other index base	Seasonally adjusted index ¹					Seasonally adjusted 1-month percent change ¹		
	Group code	Item code		Apr. 2023	May 2023 ^P	June 2023 ^P	July 2023 ^P	Aug. 2023 ^P	May to June ^P	June to July ^P	July to Aug. ^P
Recyclable plastics.....	07	2C	12/11	86.534	89.461	84.329	82.596	—	-5.7	-2.1	—
Recyclable plastics.....	07	2C01	12/11	86.534	89.461	84.329	82.596	—	-5.7	-2.1	—
Lumber.....	08	1		257.669	253.401	257.513	269.801	258.526	1.6	4.8	-4.2
Softwood lumber.....	08	11		265.096	257.276	267.246	290.356	274.897	3.9	8.6	-5.3
Softwood cut stock and dimension.....	08	1105		263.760	248.310	253.672	257.830	251.065	2.2	1.6	-2.6
Softwood lumber, not edge worked.....	08	1106	12/03	135.919	132.009	137.342	150.802	141.776	4.0	9.8	-6.0
Softwood lumber, made from purchased lumber.....	08	1107	12/03	245.903	242.965	251.492	255.773	256.658	3.5	1.7	0.3
Hardwood lumber.....	08	12		—	—	—	—	—	—	—	—
Hardwood cut stock and dimension.....	08	1203		—	—	—	—	—	—	—	—
Hardwood flooring.....			06/84	—	—	—	—	—	—	—	—
Hardwood lumber, not edge worked.....	08	1205	12/03	—	—	—	—	—	—	—	—
Millwork.....	08	2		355.988	354.624	353.609	353.090	349.990	-0.3	-0.1	-0.9
General millwork.....	08	21		333.589	333.084	332.574	331.777	328.825	-0.2	-0.2	-0.9
General millwork.....	08	2101		333.589	333.084	332.574	331.777	328.825	-0.2	-0.2	-0.9
Prefabricated structural members.....	08	22		—	—	—	—	—	—	—	—
Prefabricated structural members.....	08	2201		—	—	—	—	—	—	—	—
Plywood.....	08	3		—	—	—	—	—	—	—	—
Softwood veneer and plywood.....	08	31		—	—	—	—	—	—	—	—
Softwood veneer and plywood.....				—	—	—	—	—	—	—	—
Hardwood veneer and plywood.....			12/05	—	—	—	—	—	—	—	—
Hardwood veneer and plywood.....			12/05	—	—	—	—	—	—	—	—
Other wood products.....	08	4		220.249	219.270	217.549	216.687	215.401	-0.8	-0.4	-0.6
Wood pallets and pallet containers, wood and metal combination.....	08	41		—	—	—	—	—	—	—	—
Wood pallets and pallet containers.....	08	4101		—	—	—	—	—	—	—	—
Wood boxes.....	08	42		—	—	—	—	—	—	—	—
Wood boxes.....	08	4201		—	—	—	—	—	—	—	—
Miscellaneous wood products.....	08	49		148.044	148.351	148.466	149.680	149.655	0.1	0.8	0.0
Wood ties, siding, shingles, and shakes, and contract sawing of logs owned by others.....			12/03	—	—	—	—	—	—	—	—
Sawn wood fence stock, wood lath, and contract resawing and planing.....			12/03	—	—	—	—	—	—	—	—
All other miscellaneous wood products.....	08	4909	06/84	231.262	231.567	231.780	233.789	233.743	0.1	0.9	0.0
Logs, bolts, timber, pulpwood and wood chips.....	08	5		—	—	—	—	—	—	—	—
Logs, bolts, timber, pulpwood and wood chips.....	08	51		—	—	—	—	—	—	—	—
Logs, bolts, timber, pulpwood and wood chips.....	08	5105	12/11	—	—	—	—	—	—	—	—
Prefabricated wood buildings & components.....	08	6	12/84	376.450	377.981	378.959	378.033	382.172	0.3	-0.2	1.1
Prefabricated wood buildings & components.....	08	61	12/84	376.450	377.981	378.959	378.033	382.172	0.3	-0.2	1.1
Prefabricated wood buildings and components.....	08	6101	12/84	376.450	377.981	378.959	378.033	382.172	0.3	-0.2	1.1
Treated wood and contract wood preserving.....	08	7	06/85	—	—	—	—	—	—	—	—
Treated wood and contract wood preserving.....	08	71	06/85	—	—	—	—	—	—	—	—
Treated wood.....	08	7101	06/85	—	—	—	—	—	—	—	—
Contract wood preservation.....	08	7102	06/85	—	—	—	—	—	—	—	—
Pulp, paper, and prod., ex. bldg. paper.....	09	1		—	—	—	—	—	—	—	—
Wood pulp.....	09	11		—	—	—	—	—	—	—	—
Wood pulp.....	09	1105	06/06	—	—	—	—	—	—	—	—
Recyclable paper.....	09	12		—	—	—	—	—	—	—	—
News and other low grade recyclable paper.....	09	1201		—	—	—	—	—	—	—	—
Corrugated recyclable paper.....	09	1203		—	—	—	—	—	—	—	—
High grade recyclable paper (including pulp substitutes and deinking).....	09	1207	12/86	—	—	—	—	—	—	—	—
Paper.....	09	13		—	—	—	—	—	—	—	—
Writing and printing papers.....	09	1301		—	—	—	—	—	—	—	—
Newsprint.....				—	—	—	—	—	—	—	—
Packaging and industrial converting paper.....	09	1303		—	—	—	—	—	—	—	—
All other coated and processed papers.....			12/82	—	—	—	—	—	—	—	—
Paperboard.....	09	14		—	—	—	—	—	—	—	—
Corrugated paperboard in sheets and rolls, lined and unlined.....	09	1405		—	—	—	—	—	—	—	—
Paperboard, excluding corrugated paperboard in sheets and rolls.....	09	1411	12/82	—	—	—	—	—	—	—	—
Converted paper and paperboard products.....	09	15		—	—	—	—	—	—	—	—
Sanitary paper products, including stock.....	09	1501		—	—	—	—	—	—	—	—
Paper, plastic, and foil bags.....	09	1502		—	—	—	—	—	—	—	—
Paper boxes and containers.....	09	1503		—	—	—	—	—	—	—	—
Other corrugated and solid fiber products, including containers, pallets, pads, etc.....	09	1504		—	—	—	—	—	—	—	—
Office supplies and accessories.....	09	1506		—	—	—	—	—	—	—	—
Fiber cans, tubes, and similar fiber products.....	09	1507		—	—	—	—	—	—	—	—
Molded pulp goods, including egg cartons, florists pots, food trays, etc.....			06/85	—	—	—	—	—	—	—	—
Miscellaneous converted paper and paperboard products.....	09	1509	12/84	—	—	—	—	—	—	—	—

See footnotes at end of table.

Table 8. Producer price indexes and percentage changes for selected commodity and service groupings and individual items, seasonally adjusted — Continued
 [August 2023, Index base 1982=100, unless otherwise indicated]

Title	Commodity code		Other index base	Seasonally adjusted index ¹					Seasonally adjusted 1-month percent change ¹		
	Group code	Item code		Apr. 2023	May 2023 ^P	June 2023 ^P	July 2023 ^P	Aug. 2023 ^P	May to June ^P	June to July ^P	July to Aug. ^P
Pressure-sensitive products.....			12/82	-	-	-	-	-	-	-	-
Pressure-sensitive products.....			12/82	-	-	-	-	-	-	-	-
Building paper & building board mill prods.....	09	2		-	-	-	-	-	-	-	-
Hardboard, particleboard & fiberboard prods.....	09	22		-	-	-	-	-	-	-	-
Particleboard and fiberboard.....				-	-	-	-	-	-	-	-
Hardboard products.....			06/84	-	-	-	-	-	-	-	-
Publications, printed matter and printing material.....			06/09	-	-	-	-	-	-	-	-
Books printing.....	09	44	12/83	-	-	-	-	-	-	-	-
Books printing.....	09	4401	12/83	-	-	-	-	-	-	-	-
Manifold business forms printing.....			12/83	-	-	-	-	-	-	-	-
Manifold business forms printing.....			12/83	-	-	-	-	-	-	-	-
Commercial printing.....	09	47	06/82	-	-	-	-	-	-	-	-
Magazine and periodical printing.....	09	4701	06/82	-	-	-	-	-	-	-	-
Label and wrapper printing for packaging.....			06/82	-	-	-	-	-	-	-	-
Catalog and directory printing.....	09	4703	06/82	-	-	-	-	-	-	-	-
Advertising printing.....	09	4705	06/82	-	-	-	-	-	-	-	-
Other general job printing.....	09	4706	06/82	-	-	-	-	-	-	-	-
Other commercial printing, incl. screen, engraving, digital, & general job exc. labels/wrappers.....			12/88	-	-	-	-	-	-	-	-
Blankbooks, binders, and bookbinding work.....	09	48	06/85	-	-	-	-	-	-	-	-
Tradebinding and related work.....	09	4802	12/85	-	-	-	-	-	-	-	-
Services for the printing trade.....	09	49	06/85	-	-	-	-	-	-	-	-
Prepress services, including platemaking.....	09	4905	12/03	-	-	-	-	-	-	-	-
Iron and steel.....	10	1		344.373	350.857	342.730	329.807	335.613	-2.3	-3.8	1.8
Iron ores.....	10	11		-	-	-	-	-	-	-	-
Iron ores.....	10	1105	12/97	-	-	-	-	-	-	-	-
Iron and steel scrap.....	10	12		632.423	594.203	529.812	553.567	588.765	-10.8	4.5	6.4
Carbon steel scrap.....	10	1211	12/86	594.963	548.622	489.792	511.876	547.104	-10.7	4.5	6.9
Stainless and other alloy steel scrap.....	10	1212	12/86	-	-	-	-	-	-	-	-
Cast iron scrap.....	10	1213	12/86	342.408	311.001	289.302	278.544	287.596	-7.0	-3.7	3.2
Other ferrous scrap.....	10	1215	06/06	-	-	-	-	-	-	-	-
Foundry and forge shop products.....	10	15		-	-	-	-	-	-	-	-
Pressure and soil pipe & fittings, cast iron.....	10	1502		-	-	-	-	-	-	-	-
Other gray and ductile iron castings.....	10	1504		-	-	-	-	-	-	-	-
Steel investment castings.....	10	1506		-	-	-	-	-	-	-	-
Carbon steel castings, except investment.....	10	1507		-	-	-	-	-	-	-	-
High alloy steel castings, excluding investment.....	10	1508		-	-	-	-	-	-	-	-
Other alloy steel castings, except investment.....	10	1509		-	-	-	-	-	-	-	-
Other forge shop products.....	10	1513	06/82	-	-	-	-	-	-	-	-
Steel mill products.....	10	17		-	-	-	-	-	-	-	-
Semifinished steel mill products.....	10	1702	06/82	446.548	450.831	452.269	447.577	452.851	0.3	-1.0	1.2
Hot rolled steel bars, plates, and structural shapes.....	10	1704	06/82	296.063	299.106	297.292	291.043	294.889	-0.6	-2.1	1.3
Steel wire.....	10	1705	06/82	-	-	-	-	-	-	-	-
Steel pipe and tube.....	10	1706	06/82	-	-	-	-	-	-	-	-
Cold rolled steel sheet and strip.....	10	1707	06/82	-	-	-	-	-	-	-	-
Cold finished steel bars and bar shapes.....	10	1708	06/82	-	-	-	-	-	-	-	-
Electrometallurgical ferroalloy products.....	10	1712	12/17	137.262	135.841	136.979	135.232	135.951	0.8	-1.3	0.5
Nonferrous metals.....	10	2		333.659	334.271	328.759	324.264	321.463	-1.6	-1.4	-0.9
Nonferrous metal ores.....			12/83	-	-	-	-	-	-	-	-
Other metal ores.....			12/03	-	-	-	-	-	-	-	-
Primary nonferrous metals.....	10	22		-	-	-	-	-	-	-	-
Primary nonferrous metals.....				-	-	-	-	-	-	-	-
Nonferrous scrap.....	10	23		450.941	466.606	454.079	445.481	446.769	-2.7	-1.9	0.3
Copper base scrap.....	10	2301		-	-	-	-	-	-	-	-
Aluminum base scrap.....	10	2302		233.250	250.901	253.462	252.925	255.511	1.0	-0.2	1.0
Other nonferrous scrap (including lead, zinc and precious metals).....	10	2303		-	-	-	-	-	-	-	-
Secondary nonferrous metals.....	10	24		-	-	-	-	-	-	-	-
Secondary aluminum.....	10	2402		-	-	-	-	-	-	-	-
Secondary copper, alloyed and unalloyed.....	10	2403		-	-	-	-	-	-	-	-
Secondary precious metals.....				-	-	-	-	-	-	-	-
All other miscellaneous secondary nonferrous metals, including lead and zinc.....			06/11	-	-	-	-	-	-	-	-
Nonferrous mill shapes.....	10	25		-	-	-	-	-	-	-	-
Aluminum mill shapes.....				-	-	-	-	-	-	-	-
Copper and brass mill shapes.....	10	2502		-	-	-	-	-	-	-	-
Nickel and nickel-base alloy mill shapes.....	10	2504		-	-	-	-	-	-	-	-
Titanium and titanium-base alloy mill shapes.....				-	-	-	-	-	-	-	-

See footnotes at end of table.

Table 8. Producer price indexes and percentage changes for selected commodity and service groupings and individual items, seasonally adjusted — Continued
 [August 2023, Index base 1982=100, unless otherwise indicated]

Title	Commodity code		Other index base	Seasonally adjusted index ¹					Seasonally adjusted 1-month percent change ¹		
	Group code	Item code		Apr. 2023	May 2023 ^P	June 2023 ^P	July 2023 ^P	Aug. 2023 ^P	May to June ^P	June to July ^P	July to Aug. ^P
Other nonferrous mill shapes.....				-	-	-	-	-	-	-	-
Nonferrous wire and cable.....	10	26		-	-	-	-	-	-	-	-
Nonferrous wire and cable.....			12/82	-	-	-	-	-	-	-	-
Nonferrous forge shop products.....	10	27	12/83	210.546	211.831	210.900	211.052	211.213	-0.4	0.1	0.1
Nonferrous forge shop products.....			12/83	210.546	211.831	210.900	211.052	211.213	-0.4	0.1	0.1
Nonferrous foundry shop products.....	10	28		277.019	276.575	276.242	276.894	277.599	-0.1	0.2	0.3
Aluminum castings.....	10	2802		231.597	231.981	232.435	232.490	233.228	0.2	0.0	0.3
Castings, nonferrous (except aluminum).....			12/11	-	-	-	-	-	-	-	-
Metal containers.....	10	3		-	-	-	-	-	-	-	-
Metal cans and can components.....	10	31		-	-	-	-	-	-	-	-
Steel cans and tinware end products.....	10	3102		-	-	-	-	-	-	-	-
Aluminum cans and can components.....	10	3103		-	-	-	-	-	-	-	-
Barrels, drums, pails and other metal containers.....	10	32		-	-	-	-	-	-	-	-
Barrels, drums, pails and other metal containers.....	10	3201		-	-	-	-	-	-	-	-
Hardware.....	10	4		-	-	-	-	-	-	-	-
Hardware, n.e.c.....	10	41		-	-	-	-	-	-	-	-
Builders' hardware.....	10	4101		-	-	-	-	-	-	-	-
Transportation equipment hardware.....				-	-	-	-	-	-	-	-
Furniture hardware.....				-	-	-	-	-	-	-	-
Other miscellaneous hardware.....			06/85	-	-	-	-	-	-	-	-
Hand and edge tools.....	10	42		-	-	-	-	-	-	-	-
Hand and edge tools.....	10	4201		-	-	-	-	-	-	-	-
Plumbing fixtures and fittings.....	10	5		330.664	333.060	333.473	335.363	337.179	0.1	0.6	0.5
Plumbing fixture fittings and trim.....	10	54		392.393	393.335	394.237	394.781	396.357	0.2	0.1	0.4
Plumbing fixtures, fittings, and trim.....	10	5402		392.155	393.115	394.017	394.557	396.108	0.2	0.1	0.4
Enameled iron & metal sanitary ware.....	10	56	12/86	-	-	-	-	-	-	-	-
Enameled iron and metal sanitary ware.....	10	5601	12/86	-	-	-	-	-	-	-	-
Heating equipment.....	10	6		-	-	-	-	-	-	-	-
Steam and hot water equipment.....	10	61		-	-	-	-	-	-	-	-
Steam and hot water equipment.....	10	6101		-	-	-	-	-	-	-	-
Furnaces and heaters, including parts.....	10	62		-	-	-	-	-	-	-	-
Furnaces and heaters, including parts.....	10	6201		-	-	-	-	-	-	-	-
Other heating equipment, non-electric, including parts.....	10	63		366.204	368.209	369.766	368.736	370.948	0.4	-0.3	0.6
Other heating equipment, non-electric, including parts.....	10	6301		366.204	368.209	369.766	368.736	370.948	0.4	-0.3	0.6
Domestic heating stoves.....	10	64		-	-	-	-	-	-	-	-
Domestic heating stoves.....	10	6401		-	-	-	-	-	-	-	-
Domestic water heaters.....	10	66		-	-	-	-	-	-	-	-
Domestic water heaters.....	10	6601		-	-	-	-	-	-	-	-
Fabricated structural metal products.....	10	7		366.305	364.442	362.086	363.498	363.710	-0.6	0.4	0.1
Metal doors, sash, and trim.....	10	71		-	-	-	-	-	-	-	-
Metal doors and frames (except storm).....	10	7102	06/83	-	-	-	-	-	-	-	-
Metal windows (except storm sash).....			06/83	-	-	-	-	-	-	-	-
Metal molding and trim and store fronts.....			06/83	-	-	-	-	-	-	-	-
Metal combination screen, storm sash, and storm doors.....			06/83	-	-	-	-	-	-	-	-
Metal window and door screens (except combination screens) and metal weather strip.....			05/16	-	-	-	-	-	-	-	-
Metal tanks.....	10	72		-	-	-	-	-	-	-	-
Metal tanks.....	10	7201		-	-	-	-	-	-	-	-
Sheet metal products.....	10	73		-	-	-	-	-	-	-	-
Sheet metal products.....	10	7301		-	-	-	-	-	-	-	-
Structural, architectural, and pre-engineered metal products.....	10	74		366.277	363.319	359.321	360.084	359.437	-1.1	0.2	-0.2
Fabricated structural metal.....	10	7405		365.828	364.271	362.002	362.622	362.111	-0.6	0.2	-0.1
Custom roll form products.....	10	7407		-	-	-	-	-	-	-	-
Ornamental and architectural metal work.....			12/83	-	-	-	-	-	-	-	-
Fabricated metal pipe, tube, and fittings.....			12/11	-	-	-	-	-	-	-	-
Heat exchangers and steam condensers.....				-	-	-	-	-	-	-	-
Heat exchangers and steam condensers.....	10	7501		-	-	-	-	-	-	-	-
Fabricated steel plate.....	10	76		-	-	-	-	-	-	-	-
Fabricated steel plate.....	10	7601		-	-	-	-	-	-	-	-
Prefabricated metal buildings.....	10	79		-	-	-	-	-	-	-	-
Prefabricated metal building systems (excl. farm service bldgs, residential bldgs, and parts).....	10	7901		-	-	-	-	-	-	-	-
Farm service buildings and other prefabricated and portable buildings, steel and aluminum.....	10	7902		-	-	-	-	-	-	-	-
Panels, parts, and sections for prefabricated buildings, steel and aluminum.....				-	-	-	-	-	-	-	-
Miscellaneous metal products.....	10	8		-	-	-	-	-	-	-	-

See footnotes at end of table.

Table 8. Producer price indexes and percentage changes for selected commodity and service groupings and individual items, seasonally adjusted — Continued
 [August 2023, Index base 1982=100, unless otherwise indicated]

Title	Commodity code		Other index base	Seasonally adjusted index ¹					Seasonally adjusted 1-month percent change ¹		
	Group code	Item code		Apr. 2023	May 2023 ^P	June 2023 ^P	July 2023 ^P	Aug. 2023 ^P	May to June ^P	June to July ^P	July to Aug. ^P
Bolts, nuts, screws, rivets, and washers.....	10	81		-	-	-	-	-	-	-	-
Externally threaded fasteners, except aircraft types.....			06/82	-	-	-	-	-	-	-	-
Internally threaded fasteners, except aircraft types.....			06/82	-	-	-	-	-	-	-	-
Nonthreaded metal fasteners, except aircraft types.....			06/82	-	-	-	-	-	-	-	-
Aircraft fasteners, except plastics (including aerospace).....			06/82	-	-	-	-	-	-	-	-
Formed products, except fasteners, made by cold-, warm-, or hot-heading processes.....			06/82	-	-	-	-	-	-	-	-
Lighting fixtures.....	10	83		-	-	-	-	-	-	-	-
Residential electric lighting fixtures, except portable.....				-	-	-	-	-	-	-	-
Commercial, institutional and industrial electric lighting fixtures.....	10	8303		-	-	-	-	-	-	-	-
Other lighting equipment.....	10	8305		-	-	-	-	-	-	-	-
Ammunition, except for small arms.....			12/85	-	-	-	-	-	-	-	-
Ammunition, except for small arms.....			12/85	-	-	-	-	-	-	-	-
Ordnance and ordnance accessories, n.e.c.....			12/85	-	-	-	-	-	-	-	-
Ordnance and ordnance accessories, n.e.c.....			12/85	-	-	-	-	-	-	-	-
Fabricated ferrous wire products.....	10	88		-	-	-	-	-	-	-	-
Ferrous wire rope, cable, forms and strand.....			06/82	-	-	-	-	-	-	-	-
Ferrous wire cloth, other woven wire products.....	10	8807		-	-	-	-	-	-	-	-
Other fabricated ferrous wire products.....	10	8809		-	-	-	-	-	-	-	-
Steel nails, staples, tacks, spikes and brads.....			06/09	-	-	-	-	-	-	-	-
Other miscellaneous metal products.....	10	89		-	-	-	-	-	-	-	-
Wire springs.....				-	-	-	-	-	-	-	-
Other metal products.....	10	8905		-	-	-	-	-	-	-	-
Metal stampings n.e.c.....			06/84	-	-	-	-	-	-	-	-
Metal foil and leaf.....			12/84	-	-	-	-	-	-	-	-
Heavy gauge springs.....	10	8909		-	-	-	-	-	-	-	-
Agricultural machinery and equipment.....	11	1		315.762	316.868	316.063	317.725	317.628	-0.3	0.5	0.0
Agricultural machinery and equipment.....	11	14	12/02	197.709	198.369	197.904	198.914	198.833	-0.2	0.5	0.0
Commercial turf and grounds care equipment, including parts and attachments.....	11	1401	12/02	-	-	-	-	-	-	-	-
Farm plows, harrows, rollers, pulverizers, etc., and attachments.....			12/02	-	-	-	-	-	-	-	-
Farm dairy equipment, sprayers and dusters, farm blowers, and attachments.....			12/02	-	-	-	-	-	-	-	-
Planting, seeding, and fertilizing machinery and attachments.....	11	1405	12/02	-	-	-	-	-	-	-	-
Harvesting machinery (except hay and straw) and attachments.....	11	1406	12/82	-	-	-	-	-	-	-	-
Haying machinery and attachments.....	11	1407	12/82	316.156	317.347	318.826	336.686	334.848	0.5	5.6	-0.5
All other farm machinery and equipment, excluding parts, including attachments.....			12/02	-	-	-	-	-	-	-	-
Parts for farm machinery, for sale separately.....			12/02	-	-	-	-	-	-	-	-
Construction machinery and equipment.....	11	2		-	-	-	-	-	-	-	-
Tractors and attachments, ex. parts.....			12/99	-	-	-	-	-	-	-	-
Construction machinery for mounting (excluding parts, winches, snow clearing attachments).....			12/99	-	-	-	-	-	-	-	-
Tractor shovel loaders (skid steer, wheel, crawler, and integral design backhoes).....	11	2A04		-	-	-	-	-	-	-	-
Construction wheel and crawler tractors, dozers, self-propelled log skidders, etc.....			12/03	-	-	-	-	-	-	-	-
Power cranes, draglines, & shovels (excavators) (incl. surface mining equipment) (excl. parts).....	11	2B	12/99	-	-	-	-	-	-	-	-
Power cranes, draglines, & shovels (excavators) (incl. surface mining equip.) (excluding parts).....	11	2B05	12/99	-	-	-	-	-	-	-	-
Mixers, pavers, and related equipment (excluding parts).....	11	2C		-	-	-	-	-	-	-	-
Mixers, pavers, and related equipment (excluding parts).....	11	2C01		-	-	-	-	-	-	-	-
Off-highway, equipment, ex. parts.....			12/99	-	-	-	-	-	-	-	-
Off-highway trucks, haulers, truck-type tractor chassis, trailers, etc. (excluding parts).....	11	2D02	12/03	-	-	-	-	-	-	-	-
Graders, rollers & compactors, rough-terrain forklifts, scrapers, trenchers, etc. (excl. parts).....			12/03	-	-	-	-	-	-	-	-
Misc. construction machinery and equipment.....	11	2J	12/05	-	-	-	-	-	-	-	-
Winches, aerial work platforms, and automotive wrecker hoists, including parts and attachments.....			12/05	-	-	-	-	-	-	-	-
Other construction machinery and equipment (excluding parts).....	11	2J03	12/03	-	-	-	-	-	-	-	-
Parts for construction machinery and equipment, sold separately.....			12/99	-	-	-	-	-	-	-	-
Parts for construction machinery and equipment, sold separately.....			12/99	-	-	-	-	-	-	-	-
Metalworking machinery and equipment.....	11	3		238.126	239.127	239.983	240.539	241.485	0.4	0.2	0.4
Power-driven handtools, including parts and attachments.....	11	32		222.107	236.576	237.505	238.119	239.041	0.4	0.3	0.4
Power-driven handtools, including parts and attachments.....	11	3211	12/04	151.341	161.220	161.821	162.203	162.839	0.4	0.2	0.4
Welding machines and equipment.....	11	33		396.803	395.664	395.475	394.163	395.015	0.0	-0.3	0.2
Arc welding machines, components, and accessories, excluding electrodes and stud welding equip.....	11	3301		430.809	430.675	429.778	427.068	426.688	-0.2	-0.6	-0.1
Resistance welders, components, accessories, and electrodes.....				-	-	-	-	-	-	-	-

See footnotes at end of table.

Table 8. Producer price indexes and percentage changes for selected commodity and service groupings and individual items, seasonally adjusted — Continued
 [August 2023, Index base 1982=100, unless otherwise indicated]

Title	Commodity code		Other index base	Seasonally adjusted index ¹					Seasonally adjusted 1-month percent change ¹		
	Group code	Item code		Apr. 2023	May 2023 ^P	June 2023 ^P	July 2023 ^P	Aug. 2023 ^P	May to June ^P	June to July ^P	July to Aug. ^P
Gas welding and cutting equipment, parts, attachments, and accessories. . .	11	3304		-	-	-	-	-	-	-	-
Other welding equipment, components, and accessories (excluding arc, resistance, and gas)			12/00	-	-	-	-	-	-	-	-
Industrial process furnaces and ovens.	11	34		-	-	-	-	-	-	-	-
Industrial process furnaces and ovens, except parts and attachments.	11	3407	12/04	-	-	-	-	-	-	-	-
Parts and attachments for industrial process furnaces and ovens.			06/11	-	-	-	-	-	-	-	-
Cutting tools and accessories.	11	35		-	-	-	-	-	-	-	-
Small cutting tools.	11	3501		-	-	-	-	-	-	-	-
Other machine tool attachments and accessories.	11	3505	06/83	266.989	267.726	274.011	273.984	275.408	2.3	0.0	0.5
Abrasive products.	11	36		-	-	-	-	-	-	-	-
Nonmetallic sized grains, powders, and flour abrasives (incl. graded only)				-	-	-	-	-	-	-	-
Nonmetallic abrasive products (including diamond abrasives)	11	3603		-	-	-	-	-	-	-	-
Nonmetallic coated abrasive products and buffing wheels, polishing wheels, and laps.	11	3605		-	-	-	-	-	-	-	-
Metal cutting machine tools.	11	37		-	-	-	-	-	-	-	-
Other metal-cutting machine tools.			12/09	-	-	-	-	-	-	-	-
Metal machining centers.			12/09	-	-	-	-	-	-	-	-
Rebuilt metal-cutting machine tools and parts for metal-cutting machine tools.			12/02	-	-	-	-	-	-	-	-
Metal forming machine tools.	11	38		268.581	273.399	273.899	274.674	274.746	0.2	0.3	0.0
Metal-forming machine tools (except rebuilt and parts)	11	3826	12/09	134.926	136.293	136.546	136.841	136.887	0.2	0.2	0.0
Rebuilt metal-forming machine tools and parts for metal-forming machine tools.			12/02	-	-	-	-	-	-	-	-
Tools, dies, jigs, fixtures & ind. molds.				-	-	-	-	-	-	-	-
Special tools, dies, jigs, and fixtures.				-	-	-	-	-	-	-	-
Industrial molds and mold boxes.				-	-	-	-	-	-	-	-
Metalworking machinery n. e. c.			06/83	-	-	-	-	-	-	-	-
Other metalworking machinery.	11	3A02	06/83	-	-	-	-	-	-	-	-
General purpose machinery and equipment.	11	4		325.831	327.533	327.350	327.662	328.694	-0.1	0.1	0.3
Pumps, compressors, and equipment.	11	41		345.830	348.980	350.309	351.835	353.319	0.4	0.4	0.4
Industrial pumps, except hydraulic fluid power pumps.	11	4102		347.474	361.380	362.373	365.853	366.851	0.3	1.0	0.3
Parts and attachments for air and gas compressors and vacuum pumps.	11	4107	06/84	-	-	-	-	-	-	-	-
Domestic water systems.	11	4113	12/03	-	-	-	-	-	-	-	-
Air and gas compressors and vacuum pumps.	11	4115	06/05	-	-	-	-	-	-	-	-
Other pumps, including parts and attachments.	11	4119	12/83	-	-	-	-	-	-	-	-
Elevators, escalators, and other lifts.	11	42		-	-	-	-	-	-	-	-
Elevators and moving stairways.				-	-	-	-	-	-	-	-
Parts and attachments for elevators and moving stairs (sold separately)	11	4202		-	-	-	-	-	-	-	-
Fluid power equipment.	11	43		357.930	357.691	358.758	360.280	358.800	0.3	0.4	-0.4
Fluid power pumps and parts.	11	4301		289.190	288.627	288.566	289.434	289.238	0.0	0.3	-0.1
Fluid power valves.	11	4302		-	-	-	-	-	-	-	-
Fluid power cylinders, actuators, accumulators, cushions, & parts.	11	4303		-	-	-	-	-	-	-	-
Fluid power hose and tube fittings.				-	-	-	-	-	-	-	-
Parts for fluid power valves.	11	4305	06/91	-	-	-	-	-	-	-	-
Industrial material handling equipment.	11	44		-	-	-	-	-	-	-	-
Conveying equipment, except parts and accessories.	11	4402		-	-	-	-	-	-	-	-
Industrial trucks, trailers, and stackers.	11	4403		-	-	-	-	-	-	-	-
Hoists, overhead cranes, and monorail systems.	11	4404		-	-	-	-	-	-	-	-
Parts and accessories for conveyors and conveying systems.			09/18	-	-	-	-	-	-	-	-
Mechanical power transmission equipment.	11	45		-	-	-	-	-	-	-	-
Speed changers, drives, gears.	11	4501		-	-	-	-	-	-	-	-
Other power transmission equipment.	11	4502	12/84	-	-	-	-	-	-	-	-
Scales and balances.	11	46		-	-	-	-	-	-	-	-
Vehicle and industrial scales.	11	4611	12/91	-	-	-	-	-	-	-	-
Retail, commercial, household, and mailing scales and balances.	11	4612	12/91	-	-	-	-	-	-	-	-
Parts, attachments, and accessories for scales and balances.	11	4613	12/91	-	-	-	-	-	-	-	-
Air purification equipment and industrial and commercial fans and blowers.	11	47		297.435	300.367	300.964	299.748	299.409	0.2	-0.4	-0.1
Fan, blower, air purification equipment.	11	4701		297.435	300.367	300.964	299.748	299.409	0.2	-0.4	-0.1
Air conditioning and refrigeration equip.	11	48		289.736	292.354	289.705	291.211	292.618	-0.9	0.5	0.5
Unitary air-conditioners, except air source heat pumps.				-	-	-	-	-	-	-	-
Commercial refrigeration equipment.	11	4803		405.658	403.750	403.233	403.822	406.782	-0.1	0.1	0.7
All other miscellaneous refrigeration and air-conditioning equipment.	11	4806		-	-	-	-	-	-	-	-
Heat transfer equipment, including heat pumps.	11	4807	12/11	169.132	171.226	169.887	170.947	170.282	-0.8	0.6	-0.4
Parts and accessories for air conditioning and heat transfer equipment.	11	4809	12/89	-	-	-	-	-	-	-	-
Refrigeration condensing units.			01/19	-	-	-	-	-	-	-	-
Miscellaneous general purpose equipment.	11	49		360.473	362.006	361.364	360.739	362.143	-0.2	-0.2	0.4
Metal valves, except fluid power.	11	4902	12/82	427.886	432.187	433.597	434.166	437.639	0.3	0.1	0.8
Metal pipe fittings, flanges, and unions.			12/82	-	-	-	-	-	-	-	-
Ball and roller bearings.	11	4905		-	-	-	-	-	-	-	-

See footnotes at end of table.

Table 8. Producer price indexes and percentage changes for selected commodity and service groupings and individual items, seasonally adjusted — Continued
 [August 2023, Index base 1982=100, unless otherwise indicated]

Title	Commodity code		Other index base	Seasonally adjusted index ¹					Seasonally adjusted 1-month percent change ¹		
	Group code	Item code		Apr. 2023	May 2023 ^P	June 2023 ^P	July 2023 ^P	Aug. 2023 ^P	May to June ^P	June to July ^P	July to Aug. ^P
Industrial patterns.....	11	4907	12/84	-	-	-	-	-	-	-	-
Filters and strainers.....	11	4908	12/84	-	-	-	-	-	-	-	-
Other miscellaneous general purpose equipment.....	11	4911	12/84	257.954	257.817	255.066	254.647	255.697	-1.1	-0.2	0.4
Electronic computers and computer equipment.....			02/23	-	-	-	-	-	-	-	-
Electronic computers.....			02/23	-	-	-	-	-	-	-	-
Electronic computers.....			02/23	-	-	-	-	-	-	-	-
Computer storage devices.....			12/04	-	-	-	-	-	-	-	-
Computer storage devices (except parts, attachments and accessories).....			12/04	-	-	-	-	-	-	-	-
Computer peripheral equipment and parts.....			12/98	-	-	-	-	-	-	-	-
Parts, attachments, and accessories for computer terminals and peripherals.....			12/98	-	-	-	-	-	-	-	-
Computer terminals (including POS and funds-transfer devices) and other computer peripherals.....			06/99	-	-	-	-	-	-	-	-
Special industry machinery and equipment.....	11	6		277.356	278.171	278.453	278.115	278.110	0.1	-0.1	0.0
Food products machinery.....	11	61		366.414	366.377	367.372	367.862	369.205	0.3	0.1	0.4
Dairy and milk products plant machinery and equipment.....				-	-	-	-	-	-	-	-
Commercial food products machinery (except packaging and cooking equipment).....	11	6104		-	-	-	-	-	-	-	-
Industrial food products machinery for processing foods, beverages, & animal & fowl feed.....	11	6105	12/83	382.861	381.375	381.685	382.961	383.622	0.1	0.3	0.2
Textile machinery and equipment.....	11	62		-	-	-	-	-	-	-	-
Textile machinery (except parts, attachments, and accessories).....	11	6212	06/86	-	-	-	-	-	-	-	-
Textile machinery parts and attachments.....				-	-	-	-	-	-	-	-
Sawmill and woodworking machinery.....	11	63		-	-	-	-	-	-	-	-
Sawmill and woodworking machinery.....			12/04	-	-	-	-	-	-	-	-
Paper industries machinery.....	11	64	06/82	-	-	-	-	-	-	-	-
Paper industries machinery.....	11	6401	06/82	-	-	-	-	-	-	-	-
Printing trades machinery and equipment.....				-	-	-	-	-	-	-	-
Other printing machinery and equipment.....			12/82	-	-	-	-	-	-	-	-
Other special industry machinery.....	11	66		258.961	259.724	259.117	258.165	257.906	-0.2	-0.4	-0.1
Plastics and rubber working machinery.....				-	-	-	-	-	-	-	-
Miscellaneous special industry machinery.....	11	6606		253.340	254.026	253.336	252.294	252.000	-0.3	-0.4	-0.1
Packing, packaging, and bottling machinery and parts.....	11	67		-	-	-	-	-	-	-	-
Packing, packaging, and bottling machinery and parts.....			06/06	-	-	-	-	-	-	-	-
Service industry machinery and parts.....	11	68	06/82	-	-	-	-	-	-	-	-
Service industry machinery and parts.....	11	6801	06/82	-	-	-	-	-	-	-	-
Electrical machinery and equipment.....	11	7		133.975	133.669	134.207	134.652	135.027	0.4	0.3	0.3
Wiring devices.....	11	71		-	-	-	-	-	-	-	-
Current-carrying wiring devices.....	11	7101		-	-	-	-	-	-	-	-
Noncurrent-carrying wiring devices.....				-	-	-	-	-	-	-	-
Integrating and measuring instruments.....	11	72		-	-	-	-	-	-	-	-
Test equipment for electrical, radio, & communication circuits & motors.....			12/83	-	-	-	-	-	-	-	-
Motors, generators, motor generator sets.....	11	73		-	-	-	-	-	-	-	-
Fractional horsepower motors and generators.....	11	7303	06/83	214.533	215.629	216.758	216.882	217.255	0.5	0.1	0.2
Integral horsepower motors and generators (excluding land transportation types).....	11	7304	06/83	-	-	-	-	-	-	-	-
Parts and supplies for motors and generators.....			06/83	-	-	-	-	-	-	-	-
Other motors and generators.....	11	7311	06/06	-	-	-	-	-	-	-	-
Transformers and power regulators.....	11	74		-	-	-	-	-	-	-	-
Power and distribution transformers, except parts.....			12/99	-	-	-	-	-	-	-	-
Other transformers and parts for transformers.....			12/99	-	-	-	-	-	-	-	-
Switchgear, switchboard, industrial controls equipment.....	11	75		-	-	-	-	-	-	-	-
Industrial controls and related parts and accessories.....	11	7507		-	-	-	-	-	-	-	-
Switchgear and switchboard apparatus.....			06/05	-	-	-	-	-	-	-	-
Communications and related equipment and miscellaneous electronic systems & equipment.....	11	76	12/85	130.825	130.874	131.523	131.613	132.206	0.5	0.1	0.5
Telephone and wireline data networking equipment.....	11	7601	12/85	-	-	-	-	-	-	-	-
Other communications and related equipment, including broadcast and wireless.....	11	7603	06/13	109.435	109.519	109.667	109.659	109.759	0.1	0.0	0.1
Electronic systems and equipment, n.e.c.....			12/03	-	-	-	-	-	-	-	-
Search, detection, navigation & guidance systems and equipment.....	11	7606	06/04	160.754	160.994	161.397	161.866	163.125	0.3	0.3	0.8
Electric lamp bulbs, tubes, and components.....	11	77		-	-	-	-	-	-	-	-
Electric lamp bulbs, tubes, and components.....			12/04	-	-	-	-	-	-	-	-
Electronic components and accessories.....	11	78		68.055	67.330	67.485	67.593	67.690	0.2	0.2	0.1
Relays for electronic circuitry, industrial control overload, and switchgear type.....	11	7821		-	-	-	-	-	-	-	-
Switches, mechanical, for electronic circuitry.....	11	7822	06/82	-	-	-	-	-	-	-	-
Connectors for electronic circuitry.....	11	7824		250.553	249.722	249.764	252.005	254.052	0.0	0.9	0.8
Filters, crystals, and transducers.....			06/82	-	-	-	-	-	-	-	-

See footnotes at end of table.

Table 8. Producer price indexes and percentage changes for selected commodity and service groupings and individual items, seasonally adjusted — Continued
 [August 2023, Index base 1982=100, unless otherwise indicated]

Title	Commodity code		Other index base	Seasonally adjusted index ¹					Seasonally adjusted 1-month percent change ¹		
	Group code	Item code		Apr. 2023	May 2023 ^P	June 2023 ^P	July 2023 ^P	Aug. 2023 ^P	May to June ^P	June to July ^P	July to Aug. ^P
Integrated microcircuits.....			06/05	-	-	-	-	-	-	-	-
Other semiconductor and related devices.....	11	7847	06/05	76.046	75.985	75.941	77.420	77.471	-0.1	1.9	0.1
Bare printed circuit boards.....			12/00	-	-	-	-	-	-	-	-
Electronic coils, transformers, and other inductors.....	11	7853	06/82	-	-	-	-	-	-	-	-
Capacitors and resistors for electronic circuitry.....			12/22	-	-	-	-	-	-	-	-
Microwave components, electron tubes, and other electronic components, n.e.c.....			06/00	-	-	-	-	-	-	-	-
Printed circuit assemblies, loaded boards, modules and consumer external modems.....	11	7861	06/82	-	-	-	-	-	-	-	-
Miscellaneous electrical machinery and equipment.....				-	-	-	-	-	-	-	-
Storage batteries.....				-	-	-	-	-	-	-	-
Primary batteries.....				-	-	-	-	-	-	-	-
Carbon and graphite products.....	11	7903		-	-	-	-	-	-	-	-
X-ray and electromedical equipment.....	11	7905		-	-	-	-	-	-	-	-
Miscellaneous electrical industrial apparatus.....			12/85	-	-	-	-	-	-	-	-
All other electrical equipment and components, except industrial.....			12/06	-	-	-	-	-	-	-	-
Miscellaneous instruments.....	11	8		244.969	245.985	246.859	247.946	249.607	0.4	0.4	0.7
Automatic environmental controls for monitoring residential, commercial, and appliance use.....	11	81		-	-	-	-	-	-	-	-
Automatic environmental controls for monitoring residential, commercial, and appliance use.....	11	8105	12/03	-	-	-	-	-	-	-	-
Industrial process control instruments.....	11	82	06/83	284.417	285.000	286.881	286.565	289.606	0.7	-0.1	1.1
Industrial process control instruments.....	11	8201	06/83	284.417	285.000	286.881	286.565	289.606	0.7	-0.1	1.1
Fluid meters and counting devices.....	11	84	12/85	-	-	-	-	-	-	-	-
Fluid meters and counting devices.....	11	8401	12/85	-	-	-	-	-	-	-	-
Engineering and scientific instruments.....	11	85	12/85	279.219	279.516	280.360	285.450	288.447	0.3	1.8	1.0
Aeronautical, nautical, and navigational instruments.....	11	8501	12/85	313.358	312.721	314.226	321.516	325.789	0.5	2.3	1.3
Hospital beds and specialized hospital furniture.....			12/11	-	-	-	-	-	-	-	-
Measuring instruments and lenses.....	11	86	12/85	169.754	171.019	171.276	170.812	171.136	0.2	-0.3	0.2
Sighting, tracking, and fire-control equipment, optical type.....	11	8601	12/85	-	-	-	-	-	-	-	-
All other miscellaneous optical instruments and lenses.....	11	8602	12/85	-	-	-	-	-	-	-	-
Laboratory analytical instruments.....	11	8603	12/85	180.389	182.011	182.535	182.286	182.687	0.3	-0.1	0.2
Measuring & controlling devices, n.e.c.....	11	89	06/85	196.057	196.198	197.075	198.154	200.222	0.4	0.5	1.0
Aircraft engine instruments.....			06/85	-	-	-	-	-	-	-	-
Nuclear radiation detection & monitoring instruments.....	11	8904	06/85	246.439	247.756	249.263	247.841	248.766	0.6	-0.6	0.4
Physical properties and kinematic testing equipment.....			06/04	-	-	-	-	-	-	-	-
Commercial, geophysical, meteorological, surveying, drafting & general-purpose instruments.....			06/04	-	-	-	-	-	-	-	-
Miscellaneous machinery.....	11	9		-	-	-	-	-	-	-	-
Oil field and gas field machinery.....	11	91		-	-	-	-	-	-	-	-
Oil and gas field drilling, surveying, and cementing machinery (except parts sold separately).....	11	9102		-	-	-	-	-	-	-	-
Oil field and gas field production machinery (except pumps and parts sold separately).....				-	-	-	-	-	-	-	-
Parts and attachments for oil and gas field machinery and equipment.....			12/10	-	-	-	-	-	-	-	-
Mining machinery and equipment.....	11	92		-	-	-	-	-	-	-	-
Mining machinery and equipment (except parts sold separately).....			09/19	-	-	-	-	-	-	-	-
Parts and attachments for mining machinery and equipment (sold separately).....	11	9253		323.673	323.777	325.496	325.010	325.198	0.5	-0.1	0.1
Internal combustion engines.....	11	94		-	-	-	-	-	-	-	-
Diesel, semidiesel, and dual-fuel engines (except automotive).....	11	9407	12/82	-	-	-	-	-	-	-	-
Diesel, semidiesel, and dual-fuel engines for automobiles, trucks, and buses.....	11	9408	12/82	-	-	-	-	-	-	-	-
Parts & accessories for internal combustion engines, ex. aircraft & gasoline automotive engines.....	11	9413		245.947	245.134	245.620	246.073	246.684	0.2	0.2	0.2
Machine shop products.....	11	95		-	-	-	-	-	-	-	-
Machine shop products.....			06/84	-	-	-	-	-	-	-	-
Turbines and turbine generator sets.....			06/87	-	-	-	-	-	-	-	-
Turbines and turbine generator sets (excluding parts).....			06/87	-	-	-	-	-	-	-	-
Parts & accessories for turbines, turbine generators, and turbine generator sets.....			09/15	-	-	-	-	-	-	-	-
Parts & accessories for turbines, turbine generators, and turbine generator sets.....			09/15	-	-	-	-	-	-	-	-
Household furniture.....	12	1		-	-	-	-	-	-	-	-
Metal household furniture.....	12	11		-	-	-	-	-	-	-	-
Metal household furniture.....				-	-	-	-	-	-	-	-
Wood household furniture (nonupholstered).....	12	12		-	-	-	-	-	-	-	-
Wood household furniture (nonupholstered).....			12/22	-	-	-	-	-	-	-	-
Upholstered household furniture.....	12	13		-	-	-	-	-	-	-	-
Upholstered household furniture.....	12	1301		-	-	-	-	-	-	-	-

See footnotes at end of table.

Table 8. Producer price indexes and percentage changes for selected commodity and service groupings and individual items, seasonally adjusted — Continued
 [August 2023, Index base 1982=100, unless otherwise indicated]

Title	Commodity code		Other index base	Seasonally adjusted index ¹					Seasonally adjusted 1-month percent change ¹		
	Group code	Item code		Apr. 2023	May 2023 ^P	June 2023 ^P	July 2023 ^P	Aug. 2023 ^P	May to June ^P	June to July ^P	July to Aug. ^P
Bedding.....	12	14		-	-	-	-	-	-	-	-
Bedding.....				-	-	-	-	-	-	-	-
Metal porch, lawn, outdoor & casual furniture.....	12	15		372.019	374.746	369.745	370.709	367.832	-1.3	0.3	-0.8
Porch and lawn furniture.....	12	1501		372.019	374.746	369.745	370.709	367.832	-1.3	0.3	-0.8
Nonupholstered household furniture, except wood and metal.....			12/85	-	-	-	-	-	-	-	-
Nonupholstered household furniture, except wood and metal.....			12/85	-	-	-	-	-	-	-	-
Commercial furniture.....	12	2		-	-	-	-	-	-	-	-
Wood office furniture and store fixtures.....	12	21		-	-	-	-	-	-	-	-
Wood office furniture and store fixtures.....				-	-	-	-	-	-	-	-
Nonwood furniture and store fixtures.....	12	22		-	-	-	-	-	-	-	-
Nonwood commercial storage units, files, and tables.....				-	-	-	-	-	-	-	-
Nonwood commercial furniture.....				-	-	-	-	-	-	-	-
Nonwood partitions and fixtures.....			12/83	-	-	-	-	-	-	-	-
Public building furniture.....			12/84	-	-	-	-	-	-	-	-
Public building furniture.....			12/84	-	-	-	-	-	-	-	-
Commercial furniture and fixtures, n.e.c.....	12	24	12/85	284.408	285.311	284.630	286.394	286.709	-0.2	0.6	0.1
Commercial furniture and fixtures, n.e.c.....	12	2401	12/85	284.408	285.311	284.630	286.394	286.709	-0.2	0.6	0.1
Floor coverings.....	12	3		-	-	-	-	-	-	-	-
Carpets and rugs.....	12	31		-	-	-	-	-	-	-	-
Carpet and rugs.....				-	-	-	-	-	-	-	-
Resilient floor coverings.....	12	32		-	-	-	-	-	-	-	-
Resilient floor coverings.....	12	3201		-	-	-	-	-	-	-	-
Household appliances.....	12	4		-	-	-	-	-	-	-	-
Major appliances.....	12	41		-	-	-	-	-	-	-	-
Household cooking appliances.....				-	-	-	-	-	-	-	-
Household refrigeration equipment.....				-	-	-	-	-	-	-	-
Other major household appliances including room air-conditioners.....	12	4104		-	-	-	-	-	-	-	-
Household vacuum cleaners, including parts and attachments.....	12	43		-	-	-	-	-	-	-	-
Household vacuum cleaners and other floor care machines (including parts and attachments).....	12	4301		-	-	-	-	-	-	-	-
Electric housewares and fans.....	12	44		-	-	-	-	-	-	-	-
Parts and attachments for small electric household appliances, including fan parts.....			12/82	-	-	-	-	-	-	-	-
Small electric household appliances, including fans.....			05/21	-	-	-	-	-	-	-	-
Portable residential lighting fixtures, including parts and accessories.....	12	45		-	-	-	-	-	-	-	-
Portable residential lighting fixtures, including parts and accessories.....				-	-	-	-	-	-	-	-
Home electronic equipment.....	12	5		-	-	-	-	-	-	-	-
Speakers and commercial sound equipment.....	12	57	12/03	-	-	-	-	-	-	-	-
Speakers and commercial sound equipment.....	12	5707	12/03	-	-	-	-	-	-	-	-
Other home electronic equipment.....			06/04	-	-	-	-	-	-	-	-
Other home electronic equipment, including television receivers and automotive A/V equipment.....			01/17	-	-	-	-	-	-	-	-
Other household durable goods.....	12	6		-	-	-	-	-	-	-	-
Vitreous china, fine earthenware, and other pottery products.....	12	61		-	-	-	-	-	-	-	-
Vitreous china, porcelain, and earthenware table and kitchenware and other pottery products.....	12	6101		-	-	-	-	-	-	-	-
Mirrors (decorated and undecorated).....				-	-	-	-	-	-	-	-
Mirrors (decorated and undecorated), made from purchased glass.....				-	-	-	-	-	-	-	-
Lawn/garden equipment.....	12	66		-	-	-	-	-	-	-	-
Parts and attachments for consumer lawn, garden, and snow equipment....			12/82	-	-	-	-	-	-	-	-
Consumer lawn, garden, and snow equipment.....			05/18	-	-	-	-	-	-	-	-
Cutlery, flatware (except precious), razors and razor blades.....	12	67		-	-	-	-	-	-	-	-
Cutlery, flatware (except precious), razors and razor blades.....	12	6701		-	-	-	-	-	-	-	-
Metal kitchen utensil, pots, and pans.....				-	-	-	-	-	-	-	-
Metal kitchen utensil, pots, and pans.....				-	-	-	-	-	-	-	-
Window shades, blinds, and accessories.....	12	69	06/84	-	-	-	-	-	-	-	-
Window shades, blinds, and accessories.....	12	6901	06/84	-	-	-	-	-	-	-	-
Glass.....				-	-	-	-	-	-	-	-
Flat glass.....	13	11		-	-	-	-	-	-	-	-
Specialty glass.....	13	1107		-	-	-	-	-	-	-	-
Flat glass (float, sheet, and plate process).....			12/22	-	-	-	-	-	-	-	-
Other finished glassware.....	13	13	06/83	-	-	-	-	-	-	-	-
Pressed and blown glassware.....	13	1301	06/83	-	-	-	-	-	-	-	-
Concrete ingredients and related products.....	13	2		399.103	400.560	402.701	404.137	406.295	0.5	0.4	0.5
Construction sand, gravel, and crushed stone.....	13	21		452.349	452.674	456.270	457.045	460.313	0.8	0.2	0.7
Construction sand, gravel and crushed stone.....	13	2101		452.349	452.674	456.270	457.045	460.313	0.8	0.2	0.7
Cement, hydraulic.....	13	22		327.675	331.394	330.928	333.726	333.935	-0.1	0.8	0.1

See footnotes at end of table.

Table 8. Producer price indexes and percentage changes for selected commodity and service groupings and individual items, seasonally adjusted — Continued
 [August 2023, Index base 1982=100, unless otherwise indicated]

Title	Commodity code		Other index base	Seasonally adjusted index ¹					Seasonally adjusted 1-month percent change ¹		
	Group code	Item code		Apr. 2023	May 2023 ^P	June 2023 ^P	July 2023 ^P	Aug. 2023 ^P	May to June ^P	June to July ^P	July to Aug. ^P
Cement, hydraulic.....	13	2201		327.675	331.394	330.928	333.726	333.935	-0.1	0.8	0.1
Concrete products.....	13	3		359.807	364.018	364.666	365.014	366.661	0.2	0.1	0.5
Concrete block and brick.....	13	31		356.460	357.296	358.365	357.099	360.459	0.3	-0.4	0.9
Structural concrete block.....	13	3111		372.989	374.073	376.525	374.720	378.394	0.7	-0.5	1.0
Decorative concrete block.....	13	3121		312.010	312.658	312.403	310.510	316.695	-0.1	-0.6	2.0
Concrete brick.....				-	-	-	-	-	-	-	-
Concrete pavers.....	13	3141		299.455	300.441	300.087	302.148	303.240	-0.1	0.7	0.4
Concrete pipe.....				-	-	-	-	-	-	-	-
Concrete pipe.....				-	-	-	-	-	-	-	-
Ready-mix concrete.....	13	33		355.171	361.208	360.874	361.663	363.432	-0.1	0.2	0.5
Ready-mix concrete.....	13	3301		355.171	361.208	360.874	361.663	363.432	-0.1	0.2	0.5
Precast concrete products.....	13	34		377.143	378.984	381.750	382.306	384.211	0.7	0.1	0.5
Precast concrete products.....	13	3401		377.143	378.984	381.750	382.306	384.211	0.7	0.1	0.5
Prestressed concrete products.....				-	-	-	-	-	-	-	-
Prestressed concrete products.....				-	-	-	-	-	-	-	-
Clay construction products ex. refractories.....	13	4		-	-	-	-	-	-	-	-
Brick and structural clay tile.....	13	42	12/84	-	-	-	-	-	-	-	-
Building or common brick.....	13	4201	12/84	-	-	-	-	-	-	-	-
Glazed brick and other brick (paving, floor, and sewer).....	13	4202	12/84	-	-	-	-	-	-	-	-
Clay floor and wall tile, glazed and unglazed.....	13	44		-	-	-	-	-	-	-	-
Clay floor and wall tile, glazed and unglazed (including quarry tile and ceramic mosaic tile).....				-	-	-	-	-	-	-	-
Structural clay products, n.e.c.....	13	45		-	-	-	-	-	-	-	-
Structural clay products, n.e.c.....	13	4501		-	-	-	-	-	-	-	-
Refractories.....	13	5		-	-	-	-	-	-	-	-
Clay refractories.....	13	52		-	-	-	-	-	-	-	-
Clay refractories.....	13	5201		-	-	-	-	-	-	-	-
Nonclay refractories.....	13	53		-	-	-	-	-	-	-	-
Nonclay refractories (excluding dead-burned magnesia).....	13	5301		-	-	-	-	-	-	-	-
Asphalt felts and coatings.....	13	6		-	-	-	-	-	-	-	-
Prepared asphalt and tar roofing and siding products.....	13	61		-	-	-	-	-	-	-	-
Prepared asphalt and tar roofing and siding products.....	13	6101		-	-	-	-	-	-	-	-
Roofing asphalts, pitches, coatings, and cement.....	13	62		-	-	-	-	-	-	-	-
Roofing asphalts, pitches, coatings, and cement.....	13	6201		-	-	-	-	-	-	-	-
Gypsum products.....	13	7		464.499	458.043	455.346	456.543	453.699	-0.6	0.3	-0.6
Gypsum products.....	13	71		464.499	458.043	455.346	456.543	453.699	-0.6	0.3	-0.6
Gypsum products.....	13	7101		464.499	458.043	455.346	456.543	453.699	-0.6	0.3	-0.6
Glass containers.....	13	8		277.404	280.753	281.923	282.088	283.872	0.4	0.1	0.6
Glass containers.....	13	81		277.404	280.753	281.923	282.088	283.872	0.4	0.1	0.6
Glass containers (including value of packaging).....	13	8101		277.404	280.753	281.923	282.088	283.872	0.4	0.1	0.6
Other nonmetallic minerals.....	13	9		319.021	318.232	317.434	316.415	316.021	-0.3	-0.3	-0.1
Insulation materials.....	13	92		-	-	-	-	-	-	-	-
Mineral wool for thermal and acoustical envelope insulation.....	13	9201		-	-	-	-	-	-	-	-
Mineral wool for industrial, equipment, and appliance insulation.....				-	-	-	-	-	-	-	-
Paving mixtures and blocks.....	13	94		400.264	392.714	388.549	386.138	389.917	-1.1	-0.6	1.0
Paving mixtures and blocks.....	13	9401		400.264	392.714	388.549	386.138	389.917	-1.1	-0.6	1.0
Cut stone and stone products.....			12/84	-	-	-	-	-	-	-	-
Cut stone and stone products.....			12/84	-	-	-	-	-	-	-	-
Gaskets, packing, and sealing devices.....	13	98	12/85	-	-	-	-	-	-	-	-
Gaskets and gasketing material.....	13	9801	12/85	-	-	-	-	-	-	-	-
Packing and sealing.....	13	9802	12/85	-	-	-	-	-	-	-	-
Nonmetallic minerals and products, n.e.c.....	13	99	06/82	-	-	-	-	-	-	-	-
Clay and stone mining and quarrying.....	13	9902	06/84	-	-	-	-	-	-	-	-
All other nonmetallic mineral products.....	13	9903	12/85	235.748	235.492	235.995	236.707	236.191	0.2	0.3	-0.2
Motor vehicles and equipment.....	14	1		168.988	169.179	168.949	169.362	169.504	-0.1	0.2	0.1
Motor vehicles.....	14	11		170.884	170.986	170.608	171.139	171.399	-0.2	0.3	0.2
Passenger cars and chassis.....	14	1101		141.414	141.025	139.972	140.277	140.674	-0.7	0.2	0.3
Motorcycles, including three-wheel motorbikes, motorscooters, mopeds, and parts.....	14	1104		-	-	-	-	-	-	-	-
Trucks, truck tractors, & bus chassis 14,000 lb or less, incl. minivans & suvs.....	14	1105		198.710	198.966	198.599	199.266	199.555	-0.2	0.3	0.1
Trucks, over 14,000 lbs GVW.....	14	1106		-	-	-	-	-	-	-	-
Motor vehicles parts.....	14	12		-	-	-	-	-	-	-	-
Motor vehicles parts.....			12/03	-	-	-	-	-	-	-	-
Truck and bus bodies.....	14	13	12/82	-	-	-	-	-	-	-	-
Truck and bus bodies sold separately.....	14	1301	12/82	-	-	-	-	-	-	-	-

See footnotes at end of table.

Table 8. Producer price indexes and percentage changes for selected commodity and service groupings and individual items, seasonally adjusted — Continued
 [August 2023, Index base 1982=100, unless otherwise indicated]

Title	Commodity code		Other index base	Seasonally adjusted index ¹					Seasonally adjusted 1-month percent change ¹		
	Group code	Item code		Apr. 2023	May 2023 ^P	June 2023 ^P	July 2023 ^P	Aug. 2023 ^P	May to June ^P	June to July ^P	July to Aug. ^P
Complete vehicles on purchased chassis.....			12/82	-	-	-	-	-	-	-	-
Truck trailers.....	14	14		-	-	-	-	-	-	-	-
Truck trailers.....	14	1406	12/86	-	-	-	-	-	-	-	-
Motor homes, built on purchased chassis.....	14	15	06/84	-	-	-	-	-	-	-	-
Motor homes, built on purchased chassis.....	14	1501	06/84	-	-	-	-	-	-	-	-
Travel trailers and campers.....	14	16	06/84	-	-	-	-	-	-	-	-
Travel trailers.....	14	1601	06/84	-	-	-	-	-	-	-	-
Camping trailers, campers, pick-up covers, and parts.....	14	1602	06/84	-	-	-	-	-	-	-	-
Aircraft and aircraft equipment.....	14	2		305.382	306.535	307.129	307.639	307.745	0.2	0.2	0.0
Aircraft.....	14	21		339.568	341.325	342.392	342.861	342.953	0.3	0.1	0.0
Civilian aircraft.....	14	2102	12/85	329.345	331.728	333.176	333.811	333.935	0.4	0.2	0.0
Military aircraft.....			06/13	-	-	-	-	-	-	-	-
Aircraft engine and engine parts.....	14	23	12/85	250.559	250.909	250.799	251.763	251.964	0.0	0.4	0.1
Aircraft engine and engine parts.....	14	2301	12/85	250.559	250.909	250.799	251.763	251.964	0.0	0.4	0.1
Other aircraft parts and equipment.....	14	25	06/85	208.016	208.292	208.325	208.457	208.497	0.0	0.1	0.0
Other aircraft parts and equipment.....	14	2501	06/85	208.016	208.292	208.325	208.457	208.497	0.0	0.1	0.0
Ships and boats.....	14	3		303.867	305.321	306.043	307.325	306.158	0.2	0.4	-0.4
Ships.....	14	31	12/85	-	-	-	-	-	-	-	-
Military self-propelled ships, new construction.....			06/96	-	-	-	-	-	-	-	-
Nonmilitary self-propelled ships, new construction.....			06/96	-	-	-	-	-	-	-	-
Boats.....	14	32		350.397	352.138	353.028	352.741	349.814	0.3	-0.1	-0.8
Outboard motorboats, including commercial and military (except sailboats and lifeboats).....	14	3201		401.663	403.763	403.457	401.474	397.606	-0.1	-0.5	-1.0
Inboard motorboats, including commercial and military (except sailboats and lifeboats).....	14	3202		355.451	356.003	359.393	362.451	360.709	1.0	0.9	-0.5
Inboard-outdrive boats, including commercial and military (except sailboats and lifeboats).....	14	3203		-	-	-	-	-	-	-	-
All other boats (excluding military and commercial).....				-	-	-	-	-	-	-	-
Railroad equipment.....	14	4		-	-	-	-	-	-	-	-
Railroad cars and locomotives.....			05/22	-	-	-	-	-	-	-	-
Railroad cars and locomotives.....			05/22	-	-	-	-	-	-	-	-
Railway maintenance of way equipment and parts.....			05/22	-	-	-	-	-	-	-	-
Railway maintenance of way equipment and parts.....				-	-	-	-	-	-	-	-
Transportation equipment, n.e.c.....			06/85	-	-	-	-	-	-	-	-
Transportation equipment, n.e.c.....			06/85	-	-	-	-	-	-	-	-
Other transportation equipment, incl. golf carts, vehicle trailers, and all-terrain vehicles.....			06/85	-	-	-	-	-	-	-	-
Toys, sporting goods, small arms, etc.....	15	1		208.073	208.408	207.553	207.412	210.309	-0.4	-0.1	1.4
Toys, games, and children's vehicles.....	15	11		-	-	-	-	-	-	-	-
Toys, games, and children's vehicles.....	15	1101		-	-	-	-	-	-	-	-
Sporting and athletic goods.....	15	12		-	-	-	-	-	-	-	-
Sporting and athletic goods.....	15	1201		-	-	-	-	-	-	-	-
Small arms and ammunition.....	15	13		313.607	313.222	313.196	313.325	312.802	0.0	0.0	-0.2
Small arms.....	15	1301		-	-	-	-	-	-	-	-
Small arms ammunition.....	15	1302		419.405	419.596	419.016	419.780	416.829	-0.1	0.2	-0.7
Tobacco products, incl. stemmed & redried.....	15	2		-	-	-	-	-	-	-	-
Cigarettes, excluding electronic.....	15	21		-	-	-	-	-	-	-	-
Cigarettes, excluding electronic.....	15	2101		-	-	-	-	-	-	-	-
Stemmed and redried tobacco.....	15	24	06/84	-	-	-	-	-	-	-	-
Stemmed and redried tobacco.....	15		06/84	-	-	-	-	-	-	-	-
Other tobacco products.....	15	25	12/05	-	-	-	-	-	-	-	-
Other tobacco products.....	15	2501	12/05	-	-	-	-	-	-	-	-
Notions.....	15	3		-	-	-	-	-	-	-	-
Fasteners, zippers, buttons, needles, pins, and buckles.....	15	32		-	-	-	-	-	-	-	-
Fasteners, zippers, buttons, needles, pins, and buckles.....				-	-	-	-	-	-	-	-
Photographic equipment and supplies.....	15	4		-	-	-	-	-	-	-	-
Photographic supplies.....	15	42		-	-	-	-	-	-	-	-
Photographic supplies.....			12/83	-	-	-	-	-	-	-	-
Mobile homes.....	15	5		-	-	-	-	-	-	-	-
Manufactured homes (mobile homes), all sizes (incl. multisection).....	15	53		-	-	-	-	-	-	-	-
Manufactured mobile homes and nonresidential mobile buildings.....	15	5303	12/86	-	-	-	-	-	-	-	-
Medical, surgical & personal aid devices.....	15	6		198.470	198.727	200.006	199.732	200.036	0.6	-0.1	0.2
Surgical and medical instruments.....	15	62	06/82	150.258	151.019	151.330	151.043	151.156	0.2	-0.2	0.1
Surgical and medical instruments.....	15	6201	06/82	150.258	151.019	151.330	151.043	151.156	0.2	-0.2	0.1
Medical and surgical appliances and supplies.....	15	63	06/83	-	-	-	-	-	-	-	-
Medical and surgical appliances and supplies.....	15	6301	06/83	-	-	-	-	-	-	-	-

See footnotes at end of table.

Table 8. Producer price indexes and percentage changes for selected commodity and service groupings and individual items, seasonally adjusted — Continued
 [August 2023, Index base 1982=100, unless otherwise indicated]

Title	Commodity code		Other index base	Seasonally adjusted index ¹					Seasonally adjusted 1-month percent change ¹		
	Group code	Item code		Apr. 2023	May 2023 ^P	June 2023 ^P	July 2023 ^P	Aug. 2023 ^P	May to June ^P	June to July ^P	July to Aug. ^P
Ophthalmic goods.....	15	64	12/83	-	-	-	-	-	-	-	-
Ophthalmic goods.....	15	6401	12/83	-	-	-	-	-	-	-	-
Dental equipment and supplies.....	15	65	06/85	-	-	-	-	-	-	-	-
Dental equipment and supplies.....	15	6501	06/85	-	-	-	-	-	-	-	-
Other industrial safety equipment.....	15	7		-	-	-	-	-	-	-	-
Personal safety equipment and clothing.....	15	71		-	-	-	-	-	-	-	-
Personal safety equipment and clothing.....			06/04	-	-	-	-	-	-	-	-
Other miscellaneous products.....	15	9		-	-	-	-	-	-	-	-
Burial caskets.....	15	91		514.717	515.953	518.152	520.164	520.358	0.4	0.4	0.0
Burial caskets.....	15	9101		514.717	515.953	518.152	520.164	520.358	0.4	0.4	0.0
Musical instruments.....	15	93		-	-	-	-	-	-	-	-
Musical instruments.....	15	9301		-	-	-	-	-	-	-	-
Jewelry and jewelry products.....				-	-	-	-	-	-	-	-
Jewelry (gold and platinum) and silverware.....				-	-	-	-	-	-	-	-
Costume jewelry and novelties.....				-	-	-	-	-	-	-	-
All other jewelry and personal goods (excluding costume).....			06/07	-	-	-	-	-	-	-	-
Jewelers' material and lapidary work.....			12/08	-	-	-	-	-	-	-	-
Pens, pencils, and marking devices.....	15	95		226.093	226.190	226.160	226.302	226.310	0.0	0.1	0.0
Pens, markers, mechanical pencils, and associated parts.....	15	9502	12/85	-	-	-	-	-	-	-	-
Lead pencils, art goods, office supplies and small office equipment, excluding paper.....	15	9503	12/85	214.045	214.664	214.088	215.140	214.761	-0.3	0.5	-0.2
Marking devices.....			12/85	-	-	-	-	-	-	-	-
Brooms and brushes.....	15	97		-	-	-	-	-	-	-	-
Brooms, brushes and mops.....	15	9705	12/85	-	-	-	-	-	-	-	-
Miscellaneous products, n.e.c.....	15	9A	12/85	-	-	-	-	-	-	-	-
Candles.....			12/85	-	-	-	-	-	-	-	-
Signs and advertising displays.....			12/85	-	-	-	-	-	-	-	-
All other miscellaneous fabricated products and recyclable materials.....			12/85	-	-	-	-	-	-	-	-
Reproduction of audio and video media and software.....			12/03	-	-	-	-	-	-	-	-
Reproduction of audio and video media and software.....			12/03	-	-	-	-	-	-	-	-
Services²											
Transportation of freight and mail.....	30	1	06/09	162.786	162.463	161.519	161.989	164.042	-0.6	0.3	1.3
Rail transportation of freight and mail.....	30	11	12/08	-	-	-	-	-	-	-	-
Rail transportation of freight and mail.....	30	1101	12/08	-	-	-	-	-	-	-	-
Truck transportation of freight.....	30	12	06/09	-	-	-	-	-	-	-	-
Local motor carrying.....	30	1201	06/09	-	-	-	-	-	-	-	-
Long-distance motor carrying.....	30	1202	06/09	-	-	-	-	-	-	-	-
Water transportation of freight.....			06/09	-	-	-	-	-	-	-	-
Deep sea water transportation of freight.....			12/08	-	-	-	-	-	-	-	-
Coastal and intercoastal water transportation of freight.....			12/08	-	-	-	-	-	-	-	-
Great Lakes-St Lawrence Seaway water transportation of freight.....	30	1303	12/08	-	-	-	-	-	-	-	-
Inland waterways transportation of freight.....			12/08	-	-	-	-	-	-	-	-
Air transportation of freight.....			12/08	-	-	-	-	-	-	-	-
Air transportation of freight.....			12/08	-	-	-	-	-	-	-	-
Courier, messenger, and U.S. postal services.....	30	16	06/09	182.036	182.179	182.070	185.164	187.447	-0.1	1.7	1.2
U.S. Postal Service.....	30	1601	06/89	-	-	-	-	-	-	-	-
Courier and messenger services, except air.....	30	1602	04/09	201.212	202.499	202.793	204.024	206.310	0.1	0.6	1.1
Air mail and package delivery services, excluding by USPS.....	30	1603	04/09	234.303	232.521	231.378	232.804	240.156	-0.5	0.6	3.2
Pipeline transportation.....			05/22	-	-	-	-	-	-	-	-
Pipeline transportation of petroleum products.....	30	1701	12/08	181.989	181.763	182.701	194.798	195.250	0.5	6.6	0.2
Pipeline transportation of natural gas.....			05/22	-	-	-	-	-	-	-	-
Transportation of passengers (partial).....	30	2	06/09	144.478	143.042	145.936	148.290	150.148	2.0	1.6	1.3
Rail transportation of passengers.....	30	21	12/08	133.507	133.585	133.331	133.503	133.739	-0.2	0.1	0.2
Rail transportation of passengers.....	30	2101	12/08	133.507	133.585	133.331	133.503	133.739	-0.2	0.1	0.2
Airline passenger services.....	30	22	12/08	133.242	131.902	134.604	136.797	138.527	2.0	1.6	1.3
Airline passenger services.....	30	2201	12/08	133.242	131.902	134.604	136.797	138.527	2.0	1.6	1.3
Services related to water transportation.....	31	1	06/09	136.546	138.428	137.904	137.944	138.272	-0.4	0.0	0.2
Towing, tugging, docking, and related services.....	31	11	03/09	-	-	-	-	-	-	-	-
Towing, tugging, docking, and related services.....	31	1101	03/09	-	-	-	-	-	-	-	-
Operation of port waterfront terminals.....			12/08	-	-	-	-	-	-	-	-
Operation of port waterfront terminals.....			12/08	-	-	-	-	-	-	-	-
Marine cargo handling.....	31	13	12/08	127.884	128.099	128.272	128.112	128.203	0.1	-0.1	0.1
Marine cargo handling.....	31	1301	12/08	127.884	128.099	128.272	128.112	128.203	0.1	-0.1	0.1
Services related to air transportation.....	31	2	04/09	136.356	137.126	138.738	139.445	140.484	1.2	0.5	0.7
Other airport operations, excluding aircraft maintenance and repair.....	31	21	04/09	136.356	137.126	138.738	139.445	140.484	1.2	0.5	0.7
Other airport operations, excluding aircraft maintenance and repair.....	31	2101	04/09	136.356	137.126	138.738	139.445	140.484	1.2	0.5	0.7

See footnotes at end of table.

Table 8. Producer price indexes and percentage changes for selected commodity and service groupings and individual items, seasonally adjusted — Continued
 [August 2023, Index base 1982=100, unless otherwise indicated]

Title	Commodity code		Other index base	Seasonally adjusted index ¹					Seasonally adjusted 1-month percent change ¹		
	Group code	Item code		Apr. 2023	May 2023 ^P	June 2023 ^P	July 2023 ^P	Aug. 2023 ^P	May to June ^P	June to July ^P	July to Aug. ^P
Other services related to transportation activities (partial).....			06/09	-	-	-	-	-	-	-	-
Arrangement of freight and cargo.....			12/08	-	-	-	-	-	-	-	-
Arrangement of freight and cargo.....			12/08	-	-	-	-	-	-	-	-
Freight forwarding.....			12/08	-	-	-	-	-	-	-	-
Freight forwarding.....			12/08	-	-	-	-	-	-	-	-
Warehousing, storage, and related services.....			12/08	-	-	-	-	-	-	-	-
Warehousing, storage, and related services.....			12/08	-	-	-	-	-	-	-	-
Warehousing, storage, and related services.....			12/08	-	-	-	-	-	-	-	-
Book, periodical, and newspaper publishing sales and subscriptions.....	33	1	06/09	149.961	150.384	150.503	151.065	151.715	0.1	0.4	0.4
Sales of books.....	33	11		472.911	474.176	476.394	479.326	479.084	0.5	0.6	-0.1
Sales of textbooks.....	33	1101		-	-	-	-	-	-	-	-
Sales of technical, scientific, and professional books.....	33	1102		769.481	774.743	775.319	788.363	794.358	0.1	1.7	0.8
Sales of religious books.....				-	-	-	-	-	-	-	-
Sales of general adult and juvenile books.....				-	-	-	-	-	-	-	-
Sales of general reference books.....				-	-	-	-	-	-	-	-
Sales and subscriptions of periodicals and newspapers.....	33	12	06/09	147.750	148.185	147.793	148.027	149.301	-0.3	0.2	0.9
Sales and subscriptions of periodicals.....			06/07	-	-	-	-	-	-	-	-
Newspaper subscription and single copy sales.....	33	1202		587.753	590.713	588.046	589.637	598.303	-0.5	0.3	1.5
Greeting card publishing sales.....			12/85	-	-	-	-	-	-	-	-
Greeting card publishing sales.....			12/85	-	-	-	-	-	-	-	-
Greeting card publishing sales.....			12/85	-	-	-	-	-	-	-	-
Calendars, yearbooks, and other miscellaneous publishing sales.....			12/89	-	-	-	-	-	-	-	-
Calendars, yearbooks, and other miscellaneous publishing sales.....			12/89	-	-	-	-	-	-	-	-
Calendars, yearbooks, and other miscellaneous publishing sales.....			12/89	-	-	-	-	-	-	-	-
Directory, mailing list, and related compilations publishing sales.....			12/22	-	-	-	-	-	-	-	-
Directory, mailing list, and related compilations publishing sales.....			12/22	-	-	-	-	-	-	-	-
Directory, mailing list, and related compilations publishing sales.....			12/22	-	-	-	-	-	-	-	-
System software publishing.....			05/22	-	-	-	-	-	-	-	-
System software publishing.....			05/22	-	-	-	-	-	-	-	-
System software publishing.....			05/22	-	-	-	-	-	-	-	-
Application software publishing.....			06/09	-	-	-	-	-	-	-	-
Application software publishing.....			06/09	-	-	-	-	-	-	-	-
Desktop and portable device application software publishing.....			12/08	-	-	-	-	-	-	-	-
Application software publishing, cross-industry, vertical market, utilities, and other.....			12/08	-	-	-	-	-	-	-	-
Application software publishing, game software.....	34	2104	12/13	-	-	-	-	-	-	-	-
Affiliate agreements, programming sales, and retransmission fees for cable and broadcast tv.....	35	1	06/09	158.414	159.227	159.283	159.925	160.328	0.0	0.4	0.3
Affiliate agreements, programming sales, and retransmission fees for cable and broadcast tv.....	35	11	06/09	158.414	159.227	159.283	159.925	160.328	0.0	0.4	0.3
Affiliate agreements, programming sales, and retransmission fees for cable and broadcast tv.....	35	1101	12/08	161.276	162.155	162.267	162.915	163.343	0.1	0.4	0.3
Affiliate agreements, programming sales, and retransmission fees for radio.....			06/09	-	-	-	-	-	-	-	-
Affiliate agreements, programming sales, and retransmission fees for radio.....			06/09	-	-	-	-	-	-	-	-
Affiliate agreements, programming sales, and network compensation for radio.....			12/08	-	-	-	-	-	-	-	-
Advertising space sales in periodicals, newspapers, directories, and mailing lists.....	36	1	06/09	-	-	-	-	-	-	-	-
Advertising space sales in periodicals and newspapers.....	36	11	06/09	-	-	-	-	-	-	-	-
Advertising space sales in periodicals.....	36	1101		-	-	-	-	-	-	-	-
Advertising space sales in newspapers.....	36	1102		-	-	-	-	-	-	-	-
Advertising space sales in directories and mailing lists.....	36	12	12/08	-	-	-	-	-	-	-	-
Print advertising space sales in directories and mailing lists.....	36	1201	12/08	-	-	-	-	-	-	-	-
Television advertising time sales.....	36	2	06/09	88.285	87.487	85.620	84.702	77.767	-2.1	-1.1	-8.2
Television advertising time sales.....	36	21	06/09	88.285	87.487	85.620	84.702	77.767	-2.1	-1.1	-8.2
Broadcast and network television advertising time sales.....	36	2101	12/08	80.616	77.130	78.379	77.834	77.344	1.6	-0.7	-0.6
Cable network advertising time sales.....	36	2102	12/08	-	-	-	-	-	-	-	-
Local cable system advertising time sales.....			12/08	-	-	-	-	-	-	-	-
Radio advertising time sales.....	36	3	03/09	95.139	100.843	98.165	90.960	95.346	-2.7	-7.3	4.8
Radio advertising time sales.....	36	31	03/09	95.139	100.843	98.165	90.960	95.346	-2.7	-7.3	4.8
Radio advertising time sales.....	36	3101	03/09	95.139	100.843	98.165	90.960	95.346	-2.7	-7.3	4.8
Internet advertising sales.....			12/22	-	-	-	-	-	-	-	-
Internet advertising sales.....			12/22	-	-	-	-	-	-	-	-
Internet advertising sales.....			12/22	-	-	-	-	-	-	-	-
Wired telephone services.....	37	1	06/09	-	-	-	-	-	-	-	-

See footnotes at end of table.

Table 8. Producer price indexes and percentage changes for selected commodity and service groupings and individual items, seasonally adjusted — Continued
 [August 2023, Index base 1982=100, unless otherwise indicated]

Title	Commodity code		Other index base	Seasonally adjusted index ¹					Seasonally adjusted 1-month percent change ¹		
	Group code	Item code		Apr. 2023	May 2023 ^P	June 2023 ^P	July 2023 ^P	Aug. 2023 ^P	May to June ^P	June to July ^P	July to Aug. ^P
Residential wired telephone services.....	37	11	06/09	-	-	-	-	-	-	-	-
Local residential wired telephone service.....	37	1101	12/08	-	-	-	-	-	-	-	-
Long distance residential wired telephone service.....	37	1102	03/09	-	-	-	-	-	-	-	-
All-distance residential wired telephone service.....	37	1103	12/11	-	-	-	-	-	-	-	-
Business wired telephone services.....			06/09	-	-	-	-	-	-	-	-
Local business wired telephone service.....			12/08	-	-	-	-	-	-	-	-
Long distance business wired telephone and other toll service.....	37	1202	04/09	100.634	99.298	97.780	100.959	100.415	-1.5	3.3	-0.5
Private line wired telephone service.....	37	1204	12/11	-	-	-	-	-	-	-	-
All-distance business wired telephone service (partial).....			05/22	-	-	-	-	-	-	-	-
Other telephone services.....			12/08	-	-	-	-	-	-	-	-
Other wired telephone services.....			12/08	-	-	-	-	-	-	-	-
Wireless telecommunication services.....	37	2	06/09	66.219	66.593	66.693	66.765	66.049	0.2	0.1	-1.1
Cellular phone and other wireless telecommunication services.....	37	21	03/09	64.651	65.073	65.184	65.229	64.568	0.2	0.1	-1.0
Cellular phone and other wireless telecommunication services.....	37	2101	03/09	64.651	65.073	65.184	65.229	64.568	0.2	0.1	-1.0
Cable and satellite subscriber services.....	37	3	12/08	164.995	165.389	167.234	167.033	168.913	1.1	-0.1	1.1
Cable and satellite subscriber services.....	37	31	12/08	164.995	165.389	167.234	167.033	168.913	1.1	-0.1	1.1
Cable and satellite subscriber services.....	37	3101	12/08	164.995	165.389	167.234	167.033	168.913	1.1	-0.1	1.1
Internet access services.....			03/09	-	-	-	-	-	-	-	-
Internet access services.....			03/09	-	-	-	-	-	-	-	-
Residential Internet access services.....			12/11	-	-	-	-	-	-	-	-
Business Internet access services.....	37	4103	12/11	-	-	-	-	-	-	-	-
Bundled wired telecommunications access services.....			12/11	-	-	-	-	-	-	-	-
Bundled wired telecommunications access services.....			12/11	-	-	-	-	-	-	-	-
Bundled wired telecommunications access services.....			12/11	-	-	-	-	-	-	-	-
Data processing and related services.....			06/09	-	-	-	-	-	-	-	-
Data processing and related services.....			06/09	-	-	-	-	-	-	-	-
Hosting, ASP and other IT infrastructure provisioning services.....			12/08	-	-	-	-	-	-	-	-
Business process management services (partial).....			12/08	-	-	-	-	-	-	-	-
Data management, information transformation and other services.....			12/08	-	-	-	-	-	-	-	-
Loan services (partial).....	39	1	06/09	202.692	206.921	202.975	199.560	198.879	-1.9	-1.7	-0.3
Business loans (partial).....	39	11	04/09	396.418	409.797	401.850	394.403	387.720	-1.9	-1.9	-1.7
Business loans (partial).....	39	1101	04/09	396.418	409.797	401.850	394.403	387.720	-1.9	-1.9	-1.7
Consumer loans (partial).....	39	12	06/09	122.341	121.840	118.713	117.870	121.897	-2.6	-0.7	3.4
Residential real estate loans (partial).....			04/09	-	-	-	-	-	-	-	-
Vehicle loans (partial).....	39	1202	04/09	55.770	57.972	52.918	52.957	55.200	-8.7	0.1	4.2
Credit cards, overdraft credit, and related plans (partial).....	39	1203	04/09	193.541	197.719	198.080	198.921	198.475	0.2	0.4	-0.2
Other loans and loan services (partial).....			04/09	-	-	-	-	-	-	-	-
Other loans and loan services (partial).....			04/09	-	-	-	-	-	-	-	-
Deposit services (partial).....			04/09	-	-	-	-	-	-	-	-
Deposit services (partial).....			04/09	-	-	-	-	-	-	-	-
Deposit services (partial).....			04/09	-	-	-	-	-	-	-	-
Other credit intermediation services, including trust services (partial).....			04/09	-	-	-	-	-	-	-	-
Other credit intermediation services, including trust services (partial).....			04/09	-	-	-	-	-	-	-	-
Other credit intermediation services, including trust services (partial).....			04/09	-	-	-	-	-	-	-	-
Securities brokerage, dealing, investment advice, and related services.....			06/09	-	-	-	-	-	-	-	-
Securities brokerage, dealing, investment advice, and related services.....			06/09	-	-	-	-	-	-	-	-
Securities brokerage, dealing, and investment advice.....			12/08	-	-	-	-	-	-	-	-
Securities brokerage and dealing related services (partial).....			12/08	-	-	-	-	-	-	-	-
Portfolio management.....			12/08	-	-	-	-	-	-	-	-
Portfolio management.....			12/08	-	-	-	-	-	-	-	-
Portfolio management.....			12/08	-	-	-	-	-	-	-	-
Investment banking.....			12/08	-	-	-	-	-	-	-	-
Investment banking.....			12/08	-	-	-	-	-	-	-	-
Investment banking.....			12/08	-	-	-	-	-	-	-	-
Insurance.....	41	1	06/09	132.391	132.552	133.877	133.611	134.017	1.0	-0.2	0.3
Insurance.....	41	11	06/09	132.391	132.552	133.877	133.611	134.017	1.0	-0.2	0.3
Life insurance.....	41	1101	03/09	-	-	-	-	-	-	-	-
Disability insurance, including accidental death.....	41	1102	03/09	-	-	-	-	-	-	-	-
Health and medical insurance.....	41	1103	03/09	147.939	148.011	148.320	148.344	149.145	0.2	0.0	0.5
Property and casualty insurance.....	41	1104	03/09	-	-	-	-	-	-	-	-
Annuities.....			03/09	-	-	-	-	-	-	-	-
Annuities.....			03/09	-	-	-	-	-	-	-	-
Annuities.....			03/09	-	-	-	-	-	-	-	-

See footnotes at end of table.

Table 8. Producer price indexes and percentage changes for selected commodity and service groupings and individual items, seasonally adjusted — Continued
 [August 2023, Index base 1982=100, unless otherwise indicated]

Title	Commodity code		Other index base	Seasonally adjusted index ¹					Seasonally adjusted 1-month percent change ¹		
	Group code	Item code		Apr. 2023	May 2023 ^P	June 2023 ^P	July 2023 ^P	Aug. 2023 ^P	May to June ^P	June to July ^P	July to Aug. ^P
Commissions from sales of insurance.....	42	1	06/09	-	-	-	-	-	-	-	-
Commissions from sales of insurance.....	42	11	06/09	-	-	-	-	-	-	-	-
Commissions from sales of life insurance and annuities.....	42	1101	06/09	-	-	-	-	-	-	-	-
Commissions from sales of health and medical insurance.....			06/09	-	-	-	-	-	-	-	-
Commissions from sales of property and casualty insurance.....	42	1103	06/09	-	-	-	-	-	-	-	-
Commissions from sales of other insurance.....			06/09	-	-	-	-	-	-	-	-
Nonresidential real estate services.....			06/09	-	-	-	-	-	-	-	-
Nonresidential real estate rents.....	43	11	06/09	-	-	-	-	-	-	-	-
Office buildings, gross rents.....			12/08	-	-	-	-	-	-	-	-
Retail properties, gross rents.....			04/09	-	-	-	-	-	-	-	-
Industrial buildings, gross rents.....			04/09	-	-	-	-	-	-	-	-
Self-service storage and miniwarehouses, gross rents.....	43	1104	12/08	-	-	-	-	-	-	-	-
Other nonresidential buildings, gross rents.....			12/08	-	-	-	-	-	-	-	-
Nonresidential property sales and leases including land, brokerage fees and commissions.....			12/08	-	-	-	-	-	-	-	-
Nonresidential property sales and leases including land, brokerage fees and commissions.....			12/08	-	-	-	-	-	-	-	-
Nonresidential property management fees.....			12/08	-	-	-	-	-	-	-	-
Nonresidential property management fees.....			12/08	-	-	-	-	-	-	-	-
Residential real estate services (partial).....	43	2	06/09	172.726	174.326	175.362	176.402	178.289	0.6	0.6	1.1
Residential property sales and rental, brokerage fees and commissions.....	43	21	12/08	192.447	194.372	195.977	197.016	199.691	0.8	0.5	1.4
Residential property sales and rental, brokerage fees and commissions.....	43	2101	12/08	192.447	194.372	195.977	197.016	199.691	0.8	0.5	1.4
Residential property management fees.....			12/08	-	-	-	-	-	-	-	-
Residential property management fees.....			12/08	-	-	-	-	-	-	-	-
Real estate appraisal fees.....			12/08	-	-	-	-	-	-	-	-
Real estate appraisal fees.....			12/08	-	-	-	-	-	-	-	-
Real estate appraisal fees.....			12/08	-	-	-	-	-	-	-	-
Passenger car rental.....	44	1	03/09	109.399	105.971	103.136	103.613	104.640	-2.7	0.5	1.0
Passenger car rental.....	44	11	03/09	109.399	105.971	103.136	103.613	104.640	-2.7	0.5	1.0
Passenger car rental.....	44	1101	03/09	109.399	105.971	103.136	103.613	104.640	-2.7	0.5	1.0
Truck, trailer, and RV rental and leasing.....			06/09	-	-	-	-	-	-	-	-
Truck, trailer, and RV rental and leasing.....			06/09	-	-	-	-	-	-	-	-
Truck, truck trailer and RV rental.....			12/08	-	-	-	-	-	-	-	-
Truck, truck trailer and RV leasing.....			12/08	-	-	-	-	-	-	-	-
Construction, mining, and forestry machinery and equipment rental and leasing.....			03/09	-	-	-	-	-	-	-	-
Construction, mining, and forestry machinery and equipment rental and leasing.....			03/09	-	-	-	-	-	-	-	-
Construction, mining, and forestry machinery and equipment rental and leasing.....			03/09	-	-	-	-	-	-	-	-
Legal services.....	45	1	03/09	162.283	161.886	162.312	163.465	163.739	0.3	0.7	0.2
Legal services.....	45	11	03/09	162.283	161.886	162.312	163.465	163.739	0.3	0.7	0.2
Legal services.....	45	1101	03/09	162.283	161.886	162.312	163.465	163.739	0.3	0.7	0.2
Accounting services (partial).....	45	2	06/09	127.144	127.273	126.602	129.396	130.214	-0.5	2.2	0.6
Accounting services, excluding payroll.....	45	21	06/09	127.144	127.273	126.602	129.396	130.214	-0.5	2.2	0.6
Financial auditing.....	45	2101	12/08	-	-	-	-	-	-	-	-
Tax preparation and planning.....	45	2102	04/09	128.563	129.300	128.172	130.410	131.434	-0.9	1.7	0.8
Bookkeeping and compilation.....			12/08	-	-	-	-	-	-	-	-
Other accounting services, including billing and review (partial).....			12/08	-	-	-	-	-	-	-	-
Architectural and engineering services.....	45	3	06/09	131.476	131.870	132.179	132.590	132.737	0.2	0.3	0.1
Architectural services.....			03/09	-	-	-	-	-	-	-	-
Architectural services.....			03/09	-	-	-	-	-	-	-	-
Engineering services.....	45	32	03/09	134.908	135.421	135.727	136.162	136.325	0.2	0.3	0.1
Engineering services.....	45	3201	03/09	134.908	135.421	135.727	136.162	136.325	0.2	0.3	0.1
Management, scientific, and technical consulting services.....	45	4	06/09	116.639	115.771	119.164	117.384	117.517	2.9	-1.5	0.1
Management consulting services.....	45	41	06/09	116.639	115.771	119.164	117.384	117.517	2.9	-1.5	0.1
Administrative and general management consulting services.....	45	4101	12/08	138.543	136.540	142.958	139.320	139.286	4.7	-2.5	0.0
Human resources consulting services.....			12/08	-	-	-	-	-	-	-	-
Marketing consulting services.....			12/08	-	-	-	-	-	-	-	-
Process, physical distribution, and logistics consulting services.....			12/08	-	-	-	-	-	-	-	-
Advertising and related services (partial).....			12/08	-	-	-	-	-	-	-	-
Advertising agency services.....			12/08	-	-	-	-	-	-	-	-
Advertising agency services.....			12/08	-	-	-	-	-	-	-	-
Information technology (IT) technical support and consulting services (partial).....	45	6	12/08	-	-	-	-	-	-	-	-
Information technology (IT) technical support and consulting services (partial).....	45	61	12/08	-	-	-	-	-	-	-	-

See footnotes at end of table.

Table 8. Producer price indexes and percentage changes for selected commodity and service groupings and individual items, seasonally adjusted — Continued
 [August 2023, Index base 1982=100, unless otherwise indicated]

Title	Commodity code		Other index base	Seasonally adjusted index ¹					Seasonally adjusted 1-month percent change ¹		
	Group code	Item code		Apr. 2023	May 2023 ^P	June 2023 ^P	July 2023 ^P	Aug. 2023 ^P	May to June ^P	June to July ^P	July to Aug. ^P
Information technology (IT) technical support and consulting services (partial).....	45	6101	12/08	-	-	-	-	-	-	-	-
Permanent placement services.....			03/09	-	-	-	-	-	-	-	-
Permanent placement services.....			03/09	-	-	-	-	-	-	-	-
Employment placement services.....			03/09	-	-	-	-	-	-	-	-
Executive search services.....			12/08	-	-	-	-	-	-	-	-
Executive search services.....			12/08	-	-	-	-	-	-	-	-
Executive search services.....			12/08	-	-	-	-	-	-	-	-
Staffing services.....	46	3	06/09	130.634	130.698	130.314	130.230	129.970	-0.3	-0.1	-0.2
Temporary help services.....			03/09	-	-	-	-	-	-	-	-
Temporary help services.....			03/09	-	-	-	-	-	-	-	-
Co-employment staffing services.....	46	32	12/08	120.373	120.595	120.432	120.135	120.107	-0.1	-0.2	0.0
Co-employment staffing services.....	46	3201	12/08	120.373	120.595	120.432	120.135	120.107	-0.1	-0.2	0.0
Arrangement of flights (partial).....	47	1	06/09	100.458	100.536	99.621	101.272	101.073	-0.9	1.7	-0.2
Arrangement of international flights.....	47	11	12/08	109.916	109.925	108.431	110.491	110.146	-1.4	1.9	-0.3
Arrangement of international flights.....	47	1101	12/08	109.916	109.925	108.431	110.491	110.146	-1.4	1.9	-0.3
Arrangement of domestic flights.....			12/08	-	-	-	-	-	-	-	-
Arrangement of domestic flights (partial).....			12/08	-	-	-	-	-	-	-	-
Arrangement of vehicle rentals and lodging.....	47	2	12/08	-	-	-	-	-	-	-	-
Arrangement of vehicle rentals and lodging.....	47	21	12/08	-	-	-	-	-	-	-	-
Arrangement of vehicle rentals and lodging (partial).....	47	2101	12/08	-	-	-	-	-	-	-	-
Arrangement of cruises and tours.....			12/08	-	-	-	-	-	-	-	-
Arrangement of cruises and tours.....			12/08	-	-	-	-	-	-	-	-
Arrangement of cruises and tours.....			12/08	-	-	-	-	-	-	-	-
Other travel arrangements (partial).....			12/08	-	-	-	-	-	-	-	-
Other travel arrangements (partial).....			12/08	-	-	-	-	-	-	-	-
Other travel arrangements (partial).....			12/08	-	-	-	-	-	-	-	-
Security guard services.....			03/09	-	-	-	-	-	-	-	-
Security guard services.....			03/09	-	-	-	-	-	-	-	-
Security guard services.....			03/09	-	-	-	-	-	-	-	-
Janitorial services.....			03/09	-	-	-	-	-	-	-	-
Janitorial services.....			03/09	-	-	-	-	-	-	-	-
Janitorial services.....			03/09	-	-	-	-	-	-	-	-
Waste collection.....	50	1	12/08	166.416	167.649	168.420	168.174	168.553	0.5	-0.1	0.2
Solid waste collection.....	50	11	12/08	166.416	167.649	168.420	168.174	168.553	0.5	-0.1	0.2
Solid waste collection.....	50	1101	12/08	166.416	167.649	168.420	168.174	168.553	0.5	-0.1	0.2
Outpatient care (partial).....	51	1	06/09	127.747	127.913	127.896	128.691	128.787	0.0	0.6	0.1
Outpatient care (partial).....	51	11	06/09	127.747	127.913	127.896	128.691	128.787	0.0	0.6	0.1
Physician care.....	51	1101	03/09	116.492	116.605	116.752	116.720	116.708	0.1	0.0	0.0
Medical laboratory and diagnostic imaging center care.....			03/09	-	-	-	-	-	-	-	-
Home health and hospice care.....	51	1103	12/08	125.957	126.056	126.378	126.844	127.298	0.3	0.4	0.4
Hospital outpatient care.....	51	1104	12/08	-	-	-	-	-	-	-	-
Dental care.....	51	1105	06/10	130.839	130.900	130.957	131.024	132.059	0.0	0.1	0.8
Inpatient care.....	51	2	06/09	146.348	146.735	147.140	147.661	147.426	0.3	0.4	-0.2
Inpatient care.....	51	21	06/09	146.348	146.735	147.140	147.661	147.426	0.3	0.4	-0.2
Hospital inpatient care.....	51	2101	12/08	147.758	148.204	148.741	148.721	148.345	0.4	0.0	-0.3
Nursing home care.....	51	2102	12/08	145.098	145.330	145.298	147.285	147.504	0.0	1.4	0.1
Intellectual and developmental disability center care.....	51	2103	12/08	185.301	185.500	185.873	189.437	189.394	0.2	1.9	0.0
Sales of blood and blood products, organs, and tissues.....			03/09	-	-	-	-	-	-	-	-
Sales of blood and blood products, organs, and tissues.....			03/09	-	-	-	-	-	-	-	-
Sales of blood and blood products, organs, and tissues.....			03/09	-	-	-	-	-	-	-	-
Traveler accommodation services.....	53	1	06/09	143.929	139.639	142.947	143.323	144.078	2.4	0.3	0.5
Traveler accommodation services.....	53	11	06/09	143.929	139.639	142.947	143.323	144.078	2.4	0.3	0.5
Guestroom or unit rental.....	53	1101	03/09	149.018	144.245	147.851	148.326	148.966	2.5	0.3	0.4
Other traveler accommodation services.....			03/09	-	-	-	-	-	-	-	-
Food and beverage for immediate consumption services (partial).....	54	1	06/09	-	-	-	-	-	-	-	-
Food and nonalcoholic beverages for immediate consumption (partial).....	54	11	04/09	-	-	-	-	-	-	-	-
Food and nonalcoholic beverages for immediate consumption (partial).....	54	1101	04/09	-	-	-	-	-	-	-	-
Alcoholic beverages for immediate consumption (partial).....			12/08	-	-	-	-	-	-	-	-
Alcoholic beverages for immediate consumption (partial).....			12/08	-	-	-	-	-	-	-	-
Commercial and industrial machinery and equipment repair and maintenance. ..	55	1	03/09	154.954	154.395	154.564	155.952	155.984	0.1	0.9	0.0
Commercial and industrial machinery and equipment repair and maintenance.....	55	11	03/09	154.954	154.395	154.564	155.952	155.984	0.1	0.9	0.0

See footnotes at end of table.

Table 8. Producer price indexes and percentage changes for selected commodity and service groupings and individual items, seasonally adjusted — Continued
 [August 2023, Index base 1982=100, unless otherwise indicated]

Title	Commodity code		Other index base	Seasonally adjusted index ¹					Seasonally adjusted 1-month percent change ¹		
	Group code	Item code		Apr. 2023	May 2023 ^P	June 2023 ^P	July 2023 ^P	Aug. 2023 ^P	May to June ^P	June to July ^P	July to Aug. ^P
Commercial machinery repair and maintenance.....	55	1101	03/09	154.954	154.395	154.564	155.952	155.984	0.1	0.9	0.0
Motor vehicle repair and maintenance (partial).....	55	2	12/08	158.337	159.010	159.652	159.220	161.149	0.4	-0.3	1.2
Motor vehicle repair and maintenance (partial).....	55	21	12/08	158.337	159.010	159.652	159.220	161.149	0.4	-0.3	1.2
Motor vehicle repair and maintenance (partial).....	55	2101	12/08	158.337	159.010	159.652	159.220	161.149	0.4	-0.3	1.2
Ship repair and maintenance.....			06/09	-	-	-	-	-	-	-	-
Ship repair and maintenance.....			06/09	-	-	-	-	-	-	-	-
Ship repair, military.....			12/08	-	-	-	-	-	-	-	-
Ship repair, nonmilitary.....	55	3102	12/08	-	-	-	-	-	-	-	-
Aircraft repair and maintenance.....	55	4	04/09	141.908	142.259	142.564	143.317	143.945	0.2	0.5	0.4
Aircraft repair and maintenance.....	55	41	04/09	141.908	142.259	142.564	143.317	143.945	0.2	0.5	0.4
Aircraft repair and maintenance.....	55	4101	04/09	141.908	142.259	142.564	143.317	143.945	0.2	0.5	0.4
Membership dues and admissions and recreation facility use fees (partial).....	56	1	06/09	-	-	-	-	-	-	-	-
Membership dues and admissions and recreation facility use fees (partial).....	56	11	06/09	-	-	-	-	-	-	-	-
Membership dues.....	56	1101	04/09	-	-	-	-	-	-	-	-
Admissions and recreational facilities use fees (partial).....	56	1102	12/08	-	-	-	-	-	-	-	-
Recreational activity instruction fees (partial).....	56	2	12/08	-	-	-	-	-	-	-	-
Recreational activity instruction fees (partial).....	56	21	12/08	-	-	-	-	-	-	-	-
Recreational activity instruction fees (partial).....	56	2101	12/08	-	-	-	-	-	-	-	-
Gaming receipts (partial).....			12/08	-	-	-	-	-	-	-	-
Gaming receipts (partial).....			12/08	-	-	-	-	-	-	-	-
Gaming receipts (partial).....			12/08	-	-	-	-	-	-	-	-
Machinery and equipment and parts and supplies wholesaling.....			06/09	-	-	-	-	-	-	-	-
Machinery and equipment and parts and supplies wholesaling.....			06/09	-	-	-	-	-	-	-	-
Parts and supplies for machinery and equipment wholesaling.....			03/09	-	-	-	-	-	-	-	-
Machinery and vehicle wholesaling.....			05/19	-	-	-	-	-	-	-	-
Professional and commercial equipment wholesaling.....			05/19	-	-	-	-	-	-	-	-
Furnishings wholesaling.....			03/09	-	-	-	-	-	-	-	-
Furnishings wholesaling.....			03/09	-	-	-	-	-	-	-	-
Furnishings wholesaling.....			03/09	-	-	-	-	-	-	-	-
Building materials, paint, and hardware wholesaling.....	57	3	03/09	132.400	131.209	131.120	129.850	131.609	-0.1	-1.0	1.4
Building materials, paint, and hardware wholesaling.....	57	31	03/09	132.400	131.209	131.120	129.850	131.609	-0.1	-1.0	1.4
Building materials, paint, and hardware wholesaling.....	57	3101	03/09	132.400	131.209	131.120	129.850	131.609	-0.1	-1.0	1.4
Metals, minerals, and ores wholesaling.....			03/09	-	-	-	-	-	-	-	-
Metals, minerals, and ores wholesaling.....			03/09	-	-	-	-	-	-	-	-
Metals, minerals, and ores wholesaling.....			03/09	-	-	-	-	-	-	-	-
Chemicals and allied products wholesaling.....	57	5	03/09	-	-	-	-	-	-	-	-
Chemicals and allied products wholesaling.....	57	51	03/09	-	-	-	-	-	-	-	-
Chemicals and allied products wholesaling.....	57	5101	03/09	-	-	-	-	-	-	-	-
Paper and plastics products wholesaling.....			03/09	-	-	-	-	-	-	-	-
Paper and plastics products wholesaling.....			03/09	-	-	-	-	-	-	-	-
Paper and plastics products wholesaling.....			03/09	-	-	-	-	-	-	-	-
Apparel wholesaling.....			03/09	-	-	-	-	-	-	-	-
Apparel wholesaling.....			03/09	-	-	-	-	-	-	-	-
Apparel wholesaling.....			03/09	-	-	-	-	-	-	-	-
Food and alcohol wholesaling.....			06/09	-	-	-	-	-	-	-	-
Food and alcohol wholesaling.....			06/09	-	-	-	-	-	-	-	-
Food wholesaling.....			03/09	-	-	-	-	-	-	-	-
Alcohol wholesaling.....			02/09	-	-	-	-	-	-	-	-
Other commodities wholesaling.....			03/09	-	-	-	-	-	-	-	-
Other commodities wholesaling.....			03/09	-	-	-	-	-	-	-	-
Other commodities wholesaling.....			03/09	-	-	-	-	-	-	-	-
Food and alcohol retailing.....	58	1	03/09	175.506	178.200	182.113	178.178	178.984	2.2	-2.2	0.5
Food and alcohol retailing.....	58	11	03/09	175.506	178.200	182.113	178.178	178.984	2.2	-2.2	0.5
Food retailing.....	58	1102	09/15	140.725	143.439	146.898	143.574	144.195	2.4	-2.3	0.4
Alcohol retailing.....			09/15	-	-	-	-	-	-	-	-
Health and beauty care retailing, including optical goods.....			03/09	-	-	-	-	-	-	-	-
Health and beauty care retailing, including optical goods.....			03/09	-	-	-	-	-	-	-	-
Health and beauty care retailing, including optical goods.....			03/09	-	-	-	-	-	-	-	-
Apparel, jewelry, footwear, and accessories retailing.....	58	3	06/09	123.345	128.921	126.503	124.499	125.514	-1.9	-1.6	0.8
Apparel, jewelry, footwear, and accessories retailing.....	58	31	06/09	123.345	128.921	126.503	124.499	125.514	-1.9	-1.6	0.8
Apparel, footwear, and accessories retailing.....	58	3101	03/09	117.896	124.236	121.810	120.142	120.662	-2.0	-1.4	0.4
Jewelry retailing.....	58	3102	03/09	-	-	-	-	-	-	-	-

See footnotes at end of table.

Table 8. Producer price indexes and percentage changes for selected commodity and service groupings and individual items, seasonally adjusted — Continued
 [August 2023, Index base 1982=100, unless otherwise indicated]

Title	Commodity code		Other index base	Seasonally adjusted index ¹					Seasonally adjusted 1-month percent change ¹		
	Group code	Item code		Apr. 2023	May 2023 ^P	June 2023 ^P	July 2023 ^P	Aug. 2023 ^P	May to June ^P	June to July ^P	July to Aug. ^P
Computer hardware, software, and supplies retailing.....			03/09	-	-	-	-	-	-	-	-
Computer hardware, software, and supplies retailing.....			03/09	-	-	-	-	-	-	-	-
Computer hardware, software, and supplies retailing.....			03/09	-	-	-	-	-	-	-	-
TV, video, and photographic equipment and supplies retailing.....	58	5	03/09	54.674	49.758	56.184	51.598	48.378	12.9	-8.2	-6.2
TV, video, and photographic equipment and supplies retailing.....	58	51	03/09	54.674	49.758	56.184	51.598	48.378	12.9	-8.2	-6.2
TV, video, and photographic equipment and supplies retailing.....	58	5101	03/09	54.674	49.758	56.184	51.598	48.378	12.9	-8.2	-6.2
Automobiles and automobile parts retailing.....	58	6	06/09	176.944	175.730	171.897	169.018	167.641	-2.2	-1.7	-0.8
Automobiles and automobile parts retailing.....	58	61	06/09	176.944	175.730	171.897	169.018	167.641	-2.2	-1.7	-0.8
Automobile retailing (Partial).....	58	6101	03/09	193.803	191.553	184.949	180.675	178.183	-3.4	-2.3	-1.4
Automotive parts, including tires, retailing.....			03/09	-	-	-	-	-	-	-	-
RVs, trailers, and campers retailing.....			03/09	-	-	-	-	-	-	-	-
RVs, trailers, and campers retailing.....			03/09	-	-	-	-	-	-	-	-
RVs, trailers, and campers retailing.....			03/09	-	-	-	-	-	-	-	-
Sporting goods, including boats, retailing.....	58	9	03/09	125.485	123.732	122.281	119.909	120.079	-1.2	-1.9	0.1
Sporting goods, including boats, retailing.....	58	91	03/09	125.485	123.732	122.281	119.909	120.079	-1.2	-1.9	0.1
Sporting goods, including boats, retailing.....	58	9101	03/09	125.485	123.732	122.281	119.909	120.079	-1.2	-1.9	0.1
Lawn, garden, and farm equipment and supplies retailing.....			03/09	-	-	-	-	-	-	-	-
Lawn, garden, and farm equipment and supplies retailing.....			03/09	-	-	-	-	-	-	-	-
Lawn, garden, and farm equipment and supplies retailing.....			03/09	-	-	-	-	-	-	-	-
Furniture retailing.....			03/09	-	-	-	-	-	-	-	-
Furniture retailing.....			03/09	-	-	-	-	-	-	-	-
Furniture retailing.....			03/09	-	-	-	-	-	-	-	-
Flooring and floor coverings retailing.....			03/09	-	-	-	-	-	-	-	-
Flooring and floor coverings retailing.....			03/09	-	-	-	-	-	-	-	-
Flooring and floor coverings retailing.....			03/09	-	-	-	-	-	-	-	-
Hardware and building materials and supplies retailing.....	58	D	03/09	151.083	152.100	158.936	169.765	177.370	4.5	6.8	4.5
Hardware and building materials and supplies retailing.....	58	D1	03/09	151.083	152.100	158.936	169.765	177.370	4.5	6.8	4.5
Hardware and building materials and supplies retailing.....	58	D101	03/09	151.083	152.100	158.936	169.765	177.370	4.5	6.8	4.5
Major household appliance retailing.....	58	E	03/09	131.831	126.532	124.799	124.668	134.009	-1.4	-0.1	7.5
Major household appliance retailing.....	58	E1	03/09	131.831	126.532	124.799	124.668	134.009	-1.4	-0.1	7.5
Major household appliance retailing.....	58	E101	03/09	131.831	126.532	124.799	124.668	134.009	-1.4	-0.1	7.5
Fuels and lubricants retailing.....	58	F	06/09	247.791	277.872	272.895	247.856	257.072	-1.8	-9.2	3.7
Fuels and lubricants retailing.....	58	F1	06/09	247.791	277.872	272.895	247.856	257.072	-1.8	-9.2	3.7
Automotive fuels and lubricants retailing.....			03/09	-	-	-	-	-	-	-	-
Household fuels retailing.....	58	F102	03/09	160.626	180.437	179.322	162.305	151.898	-0.6	-9.5	-6.4
Cleaning supplies and paper products retailing.....			03/09	-	-	-	-	-	-	-	-
Cleaning supplies and paper products retailing.....			03/09	-	-	-	-	-	-	-	-
Cleaning supplies and paper products retailing.....			03/09	-	-	-	-	-	-	-	-
Book retailing.....			03/09	-	-	-	-	-	-	-	-
Book retailing.....			03/09	-	-	-	-	-	-	-	-
Book retailing.....			03/09	-	-	-	-	-	-	-	-
Other merchandise retailing (partial).....	58	I	03/09	139.333	138.154	138.078	137.341	135.903	-0.1	-0.5	-1.0
Other merchandise retailing (partial).....	58	I1	03/09	139.333	138.154	138.078	137.341	135.903	-0.1	-0.5	-1.0
Other merchandise retailing (partial).....	58	I101	03/09	139.333	138.154	138.078	137.341	135.903	-0.1	-0.5	-1.0
Metal treatment services.....			12/84	-	-	-	-	-	-	-	-
Metal treatment services.....			12/84	-	-	-	-	-	-	-	-
Metal plating and polishing.....	59	1101	12/84	248.157	249.915	253.493	251.189	251.855	1.4	-0.9	0.3
Metal coating and allied services.....			12/84	-	-	-	-	-	-	-	-
Metal heat treating.....			06/85	-	-	-	-	-	-	-	-
Mining services.....	60	1	06/85	-	-	-	-	-	-	-	-
Mining services.....	60	11	06/85	-	-	-	-	-	-	-	-
Support activities for coal mining.....	60	1102	06/85	-	-	-	-	-	-	-	-
Drilling oil and gas wells services.....	60	1103	12/85	-	-	-	-	-	-	-	-
Support activities for oil and gas operations.....			12/85	-	-	-	-	-	-	-	-
Metal and nonmetallic minerals mining services.....			05/23	-	-	-	-	-	-	-	-
Contract work on textile products and apparel.....			06/10	-	-	-	-	-	-	-	-
Contract work on textile products and apparel.....			06/10	-	-	-	-	-	-	-	-
Contract work on textile products.....	61	1102	06/87	-	-	-	-	-	-	-	-
Contract work on apparel.....			06/87	-	-	-	-	-	-	-	-
Contract & commission receipts for tanning or finishing leather owned by others.....			06/11	-	-	-	-	-	-	-	-
Contract & commission receipts for tanning or finishing leather owned by others.....			06/11	-	-	-	-	-	-	-	-

See footnotes at end of table.

Table 8. Producer price indexes and percentage changes for selected commodity and service groupings and individual items, seasonally adjusted — Continued
 [August 2023, Index base 1982=100, unless otherwise indicated]

Title	Commodity code		Other index base	Seasonally adjusted index ¹					Seasonally adjusted 1-month percent change ¹		
	Group code	Item code		Apr. 2023	May 2023 ^p	June 2023 ^p	July 2023 ^p	Aug. 2023 ^p	May to June ^p	June to July ^p	July to Aug. ^p
Contract and commission receipts for tanning or finishing leather owned by others.....			12/97	-	-	-	-	-	-	-	-
New nonresidential building construction.....			06/09	-	-	-	-	-	-	-	-
New nonresidential building construction.....			06/09	-	-	-	-	-	-	-	-
New warehouse building construction.....			12/04	-	-	-	-	-	-	-	-
New school building construction.....			12/05	-	-	-	-	-	-	-	-
New office building construction.....			06/06	-	-	-	-	-	-	-	-
New industrial building construction.....			06/07	-	-	-	-	-	-	-	-
New health care building construction.....			06/12	-	-	-	-	-	-	-	-
Maintenance and repair of nonresidential buildings (partial).....	80	2	04/09	-	-	-	-	-	-	-	-
Maintenance and repair of nonresidential buildings (partial).....	80	21	04/09	-	-	-	-	-	-	-	-
Maintenance and repair of nonresidential buildings (partial).....	80	2101	04/09	-	-	-	-	-	-	-	-

¹ All indexes are subject to revision for 4 months after their originally scheduled publication to incorporate late reports and corrections by survey respondents. In addition, seasonally adjusted indexes are subject to change for up to 5 years due to the recalculation of seasonal factors published each January.

² Due to incomplete coverage of the services sector, some services indexes in this table reflect only a portion of their wherever-provided output. These indexes are flagged using the term "partial" at the end of their titles. For more information regarding wherever-provided services indexes, go to <https://www.bls.gov/ppi/wepnotice.htm>. This webpage includes methodology documentation, a table identifying missing coverage areas for those indexes with incomplete coverage, and a concordance table between wherever-provided services indexes and Census product codes.

p Preliminary

"-" Seasonal tests did not indicate the presence of seasonality.

Table 9. Producer price indexes for commodity and service groupings and individual items, not seasonally adjusted

[August 2023, Index base 1982=100, unless otherwise indicated]

Title	Commodity code		Other index base	Unadjusted index ¹				
	Group code	Item code		Apr. 2023	May 2023 ^P	June 2023 ^P	July 2023 ^P	Aug. 2023 ^P
Goods								
All commodities.....	00	000000		256.908	253.751	253.937	253.865	257.568
Industrial commodities.....	IND	THRU15		256.747	253.803	253.833	254.283	259.428
Farm products, processed foods and feeds.....	PFF	PLUS02		254.884	250.823	251.699	249.323	246.638
Farm products.....	01	—		245.397	232.020	235.740	228.980	218.915
Fruits & melons, fresh/dry vegs. & nuts.....	01	1		272.992	249.477	249.734	243.345	235.266
Fresh fruits and melons.....	01	11		175.440	171.077	174.682	156.922	164.247
Citrus fruits.....	01	1101		315.926	339.302	335.036	356.353	361.055
Grapefruits.....	01	110101		650.837	634.806	616.926	573.440	559.404
Lemons.....	01	110104		278.107	297.869	312.494	346.698	358.606
Valencia oranges.....	01	110105		236.590	—	201.451	206.697	208.471
Navel oranges.....	01	110106		212.073	248.780	272.141	297.402	—
Tangerines.....	01	110108	12/91	—	530.663	—	—	—
Other fruits and berries.....	01	1102		158.745	152.375	156.142	137.109	146.264
Plums and fresh prunes.....	01	110201	12/91	—	—	—	543.428	429.516
Nectarines.....	01	110202	12/91	—	—	249.474	197.524	190.602
Cherries.....	01	110203	12/91	—	—	20.444	29.990	—
Apricots.....	01	110204	12/91	—	—	—	257.450	—
Avocados.....	01	110205	12/91	163.394	144.195	145.242	239.732	276.800
Granny Smith apples.....	01	110208	12/91	217.475	216.180	248.309	285.920	—
Golden delicious apples.....	01	110211	12/91	227.583	219.630	224.404	224.404	—
Red delicious apples.....	01	110215	01	309.403	297.114	301.529	303.193	306.412
McIntosh apples.....	01	110216	01	264.038	264.038	264.038	274.221	274.221
Peaches.....	01	110219	01	—	—	528.662	493.643	489.112
Gala apples.....	01	110220	03/15	122.860	116.279	115.252	114.577	118.659
Pears.....	01	110221	01	144.573	149.305	176.014	176.014	171.908
Strawberries.....	01	110222	01	189.592	94.796	84.818	74.839	134.710
Raspberries.....	01	110224	12/91	—	—	—	38.151	30.884
Blackberries.....	01	110225	12/91	—	—	49.241	32.828	53.718
Blueberries.....	01	110227	12/91	—	59.445	56.225	20.792	20.640
Grapes.....	01	110228	01	145.532	145.532	179.534	152.394	149.129
Table grapes.....	01	1102281	12/11	—	—	279.304	173.751	161.171
Wine grapes.....	01	1102283	12/11	116.074	116.074	116.074	116.074	116.074
Juice grapes.....	01	1102284	01/16	174.071	174.071	174.071	200.445	200.445
Fuji apples.....	01	110229	03/15	151.293	146.051	143.576	143.576	148.526
Empire apples.....	01	110230	10/15	129.535	129.535	129.535	129.535	—
Melons.....	01	1103	12/91	221.692	212.772	226.371	170.129	135.633
Cantaloupes.....	01	110301	01	—	—	280.594	155.509	104.836
Honeydews.....	01	110302	12/91	—	—	391.627	—	150.182
Watermelons.....	01	110303	12/91	333.838	320.406	313.439	269.998	240.868
Fresh and dry vegetables.....	01	13		384.116	323.302	320.752	332.127	293.783
Dry vegetables.....	01	1301		235.634	231.677	227.822	224.734	227.018
Dry beans.....	01	13011	09/15	162.967	162.686	159.300	159.112	159.001
Dry pinto beans.....	01	130110	12/91	388.778	388.778	388.279	388.279	386.393
Dry great northern beans.....	01	130111	12/91	439.002	439.002	439.002	439.002	439.002
Dry pea beans.....	01	130113	01	—	231.768	218.892	218.892	225.330
Dry kidney beans.....	01	130114	12/11	118.788	118.788	111.236	111.236	106.988
Dry garbanzo beans.....	01	130116	12/11	85.529	85.318	85.318	85.318	85.318
Dry black beans.....	01	130117	09/15	187.707	188.623	178.546	177.230	177.230
Dry peas and lentils.....	01	13012	09/15	139.375	133.934	132.564	128.277	131.762
Dry peas.....	01	130120	12/91	327.842	309.220	300.890	284.475	282.467
Dry lentils.....	01	130121	12/91	304.386	304.386	311.810	315.364	343.794
Fresh vegetables, except potatoes.....	01	1302		384.243	284.649	274.940	292.723	265.735
Cabbage.....	01	130211	01	244.863	249.170	298.100	263.352	235.213
Carrots.....	01	130212	01	249.208	245.293	245.293	245.293	255.214
Celery.....	01	130213	01	213.290	744.481	662.734	1,037.400	204.255
Sweet corn.....	01	130214	01	162.306	173.645	195.277	247.047	150.302
Lettuce.....	01	130215	01	677.842	342.016	266.892	278.758	338.251
Dry onions.....	01	130216	01	165.660	194.329	270.491	271.535	204.434
Tomatoes.....	01	130217	01	151.041	335.973	337.769	276.218	233.194
Snap beans.....	01	130218	01	—	—	203.739	—	—
Asparagus.....	01	130221	12/91	—	560.143	401.596	—	—
Broccoli.....	01	130222	12/91	631.671	187.653	221.944	297.317	248.692
Cauliflower.....	01	130223	12/91	317.497	76.335	62.526	79.652	55.167
Spinach.....	01	130224	12/91	—	475.032	481.345	453.727	570.512
Greens.....	01	130225	12/91	245.148	243.786	259.887	241.370	255.286

See footnotes at end of table.

Table 9. Producer price indexes for commodity and service groupings and individual items, not seasonally adjusted — Continued
 [August 2023, Index base 1982=100, unless otherwise indicated]

Title	Commodity code		Other index base	Unadjusted index ¹				
	Group code	Item code		Apr. 2023	May 2023 ^P	June 2023 ^P	July 2023 ^P	Aug. 2023 ^P
Endive.....	01	130226	12/91	—	638.723	638.723	617.244	497.413
Green peppers.....	01	130228	12/91	373.596	478.223	358.395	321.988	455.685
Eggplant.....	01	130229	12/91	369.213	452.182	—	—	—
Squash.....	01	130231	12/91	201.994	72.190	205.550	214.928	236.947
Beets.....	01	130232	12/91	121.799	120.471	122.242	122.242	116.042
Cucumbers.....	01	130234	12/91	243.163	203.856	165.619	279.801	258.464
Artichokes.....	01	130235	12/11	176.116	155.789	149.168	130.008	123.679
Sweet potatoes.....	01	1303	12/91	154.567	148.835	155.320	146.563	151.363
Sweet potatoes.....	01	130301	12/91	99.933	96.227	100.420	94.758	97.861
Potatoes.....	01	1306	12/11	222.644	224.360	230.633	232.785	191.803
Long white potatoes.....	01	130601	12/91	—	—	368.974	394.045	—
Round white potatoes.....	01	130602	12/91	289.322	209.272	—	235.729	235.729
Russet potatoes.....	01	130603	12/91	397.595	416.841	416.413	418.460	334.822
Round red potatoes.....	01	130604	12/91	206.325	200.884	354.849	329.116	245.695
Round yellow potatoes.....	01	130605	09/15	—	—	—	—	179.930
Tree nuts.....	01	19		1,266.015	1,266.015	1,231.002	1,240.018	1,266.209
Tree nuts.....	01	1901		1,266.015	1,266.015	1,231.002	1,240.018	1,266.209
Pecans.....	01	190101		732.203	732.203	732.203	732.203	732.203
Almonds.....	01	190102	12/91	361.015	361.015	346.280	346.280	357.337
Filberts.....	01	190103	12/91	281.736	281.736	278.766	278.766	278.766
Walnuts.....	01	190104	12/91	174.891	174.891	174.891	186.550	186.550
Macadamias.....	01	190105	12/91	506.013	506.013	506.013	371.076	371.076
Pistachios.....	01	190106	12/91	257.201	257.201	257.201	257.201	257.201
Grains.....	01	2		270.260	257.526	257.294	226.695	210.946
Wheat.....	01	21		238.528	230.669	221.709	225.539	207.694
Wheat.....	01	2101		238.528	230.669	221.709	225.539	207.694
Hard red winter wheat.....	01	210101		249.884	247.926	226.292	231.509	207.845
Hard red spring wheat.....	01	210102		275.161	254.108	259.682	269.779	250.323
Soft white wheat.....	01	210103		173.979	161.786	175.555	172.113	158.344
Soft red winter wheat.....	01	210104		203.824	194.305	193.665	190.424	176.163
Hard amber durum wheat.....	01	210105	12/84	260.696	246.869	237.698	261.845	352.942
Other grains.....	01	22		282.885	268.504	270.115	230.456	213.960
Barley.....	01	2201		313.400	290.854	272.855	253.834	265.039
Barley.....	01	220101		313.400	290.854	272.855	253.834	265.039
Corn.....	01	2202		276.677	262.913	264.737	225.998	209.290
Corn.....	01	220205		276.677	262.913	264.737	225.998	209.290
Oats.....	01	2203		238.567	246.858	259.744	263.332	277.683
Oats.....	01	220311		238.567	246.858	259.744	263.332	277.683
Sorghum.....	01	2205	12/91	305.064	281.454	283.765	225.231	211.394
Sorghum.....	01	220501	12/91	305.064	281.454	283.765	225.231	211.394
Rough rice.....	01	23	12/91	156.752	154.122	151.975	154.378	154.378
Rough rice.....	01	2301	12/91	156.752	154.122	151.975	154.378	154.378
Rough rice.....	01	230103	12/04	266.527	262.055	258.403	262.490	262.490
Long grain rough rice.....	01	2301031	09/15	158.716	155.963	152.294	154.128	154.128
Medium/short grain rough rice.....	01	2301032	09/15	201.911	198.726	199.363	203.822	203.822
Livestock.....	01	3		215.309	215.524	238.138	243.062	244.260
Slaughter cattle.....	01	31		264.656	257.894	275.123	274.985	279.285
Slaughter steers and heifers.....	01	3101		273.560	264.404	281.925	278.592	282.750
Slaughter steers and heifers.....	01	310199	12/91	259.209	250.533	267.136	263.977	267.917
Slaughter cows and bulls.....	01	3102		208.387	209.541	225.246	235.783	240.184
Slaughter cows and bulls.....	01	310299	12/91	187.403	188.441	202.564	212.041	215.998
Slaughter vealers.....	01	3103		93.447	96.289	95.650	96.882	98.161
Slaughter vealers.....	01	310399	12/91	80.729	83.184	82.632	83.697	84.801
Slaughter hogs.....	01	32		91.455	96.786	118.532	127.622	123.703
Slaughter barrows and gilts.....	01	3201		91.030	97.490	119.435	127.860	122.696
Slaughter barrows and gilts.....	01	320199	12/91	137.631	147.399	180.578	193.316	185.509
Slaughter sows.....	01	3202		88.799	45.505	54.053	89.015	138.274
Slaughter sows.....	01	320299	12/91	154.189	79.015	93.858	154.564	240.097
Slaughter lambs.....	01	33		420.229	354.714	349.876	349.280	354.361
Slaughter lambs.....	01	3301		420.229	354.714	349.876	349.280	354.361
Slaughter lambs.....	01	330199	12/91	484.646	409.088	403.508	402.821	408.681
Feeder and replacement cattle.....	01	34	09/21	139.731	140.968	153.716	155.735	157.995
Feeder and replacement cattle.....	01	3401	09/21	139.731	140.968	153.716	155.735	157.995
Feeder and replacement cattle.....	01	340199	09/21	139.731	140.968	153.716	155.735	157.995
Slaughter poultry.....	01	4		387.651	392.161	374.865	333.103	300.564

See footnotes at end of table.

Table 9. Producer price indexes for commodity and service groupings and individual items, not seasonally adjusted — Continued
 [August 2023, Index base 1982=100, unless otherwise indicated]

Title	Commodity code		Other index base	Unadjusted index ¹				
	Group code	Item code		Apr. 2023	May 2023 ^P	June 2023 ^P	July 2023 ^P	Aug. 2023 ^P
Slaughter chickens.....	01	41		400.468	408.070	391.627	343.879	309.036
Broilers and other meat type chickens.....	01	4102		406.040	413.748	397.076	348.664	313.336
Slaughter chickens.....	01	410299	12/91	390.999	398.422	382.367	335.748	301.729
Slaughter turkeys.....	01	42		346.084	336.415	312.220	293.549	267.343
Slaughter turkeys.....	01	4201		346.084	336.415	312.220	293.549	267.343
Slaughter turkeys.....	01	420199	12/91	314.941	306.143	284.125	267.134	243.286
Slaughter ducks.....	01	43	12/91	303.477	300.288	300.288	300.288	300.288
Slaughter ducks.....	01	4301	12/91	303.477	300.288	300.288	300.288	300.288
Slaughter ducks.....	01	430199	12/91	303.477	300.288	300.288	300.288	300.288
Raw cotton.....	01	5		130.258	126.060	126.722	125.379	131.113
Raw cotton.....	01	51		128.928	124.773	125.429	124.099	129.775
Raw cotton.....	01	5101		128.928	124.773	125.429	124.099	129.775
Raw cotton.....	01	510101		128.928	124.773	125.429	124.099	129.775
Upland cotton.....	01	5101011	09/15	130.158	125.845	126.551	125.118	130.302
Pima cotton.....	01	5101012	09/15	107.310	105.301	105.301	105.301	116.685
Raw milk.....	01	6		157.921	147.240	136.559	132.745	127.380
Raw milk.....	01	61		158.559	147.836	137.112	133.282	127.895
Raw milk.....	01	6101		158.559	147.836	137.112	133.282	127.895
Raw milk.....	01	610102		158.559	147.836	137.112	133.282	127.895
Chicken eggs.....	01	7		341.179	128.022	189.415	198.949	211.413
Chicken eggs.....	01	71		341.179	128.022	189.415	198.949	211.413
Eggs for fresh use.....	01	7107	12/91	254.232	118.445	158.528	158.999	174.547
Eggs, jumbo.....	01	710701	12/84	287.942	142.977	184.504	185.279	206.124
Eggs, extra large.....	01	710702	12/84	298.669	144.687	188.112	189.046	204.992
Eggs, large.....	01	710703		310.967	141.195	189.346	190.218	213.737
Eggs, medium.....	01	710704	12/84	269.315	129.614	181.028	179.797	180.926
Eggs, small.....	01	710705	12/84	148.922	102.173	127.412	127.412	127.412
Breaker stock and checks and undergrades.....	01	7108	12/91	387.959	93.400	176.032	201.891	201.891
Breaker stock.....	01	710801	12/91	372.177	91.806	172.435	196.399	196.399
Checks and undergrades.....	01	710802	12/91	556.227	111.945	216.894	262.371	262.371
Hay, hayseeds, and oilseeds.....	01	8		305.814	296.215	285.723	304.728	274.711
Hay and hayseeds.....	01	81		432.806	447.564	466.112	467.571	382.319
Hay and hayseeds.....	01	8101		432.806	447.564	466.112	467.571	382.319
Alfalfa hay.....	01	810101		477.099	488.145	440.306	415.362	355.270
All other hay.....	01	810102	09/15	132.275	138.855	171.585	182.554	143.070
Oilseeds.....	01	83		276.764	265.371	252.687	272.316	249.234
Oilseeds.....	01	8301		276.764	265.371	252.687	272.316	249.234
Peanuts.....	01	830111		125.371	127.592	141.091	142.086	140.421
Cottonseed.....	01	830121		270.901	263.511	220.982	221.965	227.520
Soybeans.....	01	830131		257.331	245.881	233.451	253.156	229.817
Flaxseed.....	01	830151	12/91	—	—	—	247.972	268.215
Sunflower.....	01	830161	12/91	331.760	322.499	295.403	296.774	278.939
Canola.....	01	830171	12/11	118.999	117.353	113.155	123.264	116.918
Miscellaneous oil crops.....	01	830181	09/15	172.020	171.074	171.521	170.671	170.671
Processed foods and feeds.....	02	—		260.061	260.604	260.073	259.863	260.826
Cereal and bakery products.....	02	1		329.561	331.715	331.449	331.217	330.575
Bakery products.....	02	11		351.227	352.237	353.687	353.870	354.403
Bread (white, wheat, rye, etc.), including frozen.....	02	1102	06/06	172.672	172.171	174.142	177.511	176.408
Bread (white, wheat, rye, etc.), including frozen.....	02	110201	06/06	172.672	172.171	174.142	177.511	176.408
White pan bread.....	02	11020111	12/11	140.376	140.765	141.464	144.796	142.535
White hearth bread (French, Italian, etc.).....	02	11020112	12/11	143.516	143.734	143.734	144.290	144.134
Dark wheat breads (whole wheat, cracked wheat, multigrain, etc.).....	02	11020113	12/11	134.327	136.403	138.512	143.097	143.096
Other variety breads (rye, unleavened, raisin, potato, self-rising, salt-free, canned, etc.).....	02	11020114	12/11	129.597	125.483	128.926	130.025	130.435
Rolls (bread-type), muffins, bagels, and croissants.....	02	1105		371.029	365.232	365.645	359.805	363.543
Rolls (bread-type), muffins, bagels, and croissants.....	02	110505	06/06	181.015	178.187	178.389	175.539	177.363
Rolls, hamburger and wiener.....	02	11050501	12/11	136.401	134.795	130.985	127.923	127.938
All other rolls, bread-type (incl. muffins, bagels, and croissants).....	02	11050502	12/11	147.577	144.768	148.723	147.276	150.063
Other sweet goods, excluding frozen.....	02	1107		383.143	389.593	389.593	389.411	389.411
Other sweet goods, excluding frozen.....	02	110703	06/99	238.195	242.205	242.205	242.092	242.092
Soft cakes, excluding frozen.....	02	1108		415.788	424.061	429.060	427.394	430.286
Soft cakes, excluding frozen.....	02	110803	06/99	213.267	217.511	220.075	219.220	220.704
Cookies, crackers, and related products.....	02	1121		263.034	268.271	268.271	268.359	268.359
Cookies, wafers, and ice cream cones and cups (excluding frozen).....	02	112103	06/83	259.111	267.146	267.146	267.146	267.146

See footnotes at end of table.

Table 9. Producer price indexes for commodity and service groupings and individual items, not seasonally adjusted — Continued
 [August 2023, Index base 1982=100, unless otherwise indicated]

Title	Commodity code		Other index base	Unadjusted index ¹				
	Group code	Item code		Apr. 2023	May 2023 ^P	June 2023 ^P	July 2023 ^P	Aug. 2023 ^P
Crackers, biscuits, and related products.....	02	112104	06/83	251.115	251.115	251.115	251.351	251.351
Saltines and all other crackers, cracker meal and crumbs, and biscuits.....	02	1121042	12/11	101.535	101.535	101.535	101.631	101.631
Retail bakery products, excluding retail trade.....	02	1130	06/14	158.447	158.966	158.966	158.966	158.639
Retail bakery products, excluding retail trade.....	02	113001	06/14	158.447	158.966	158.966	158.966	158.639
Flour and flour base mixes and doughs.....	02	12		268.622	270.156	265.504	265.732	263.588
Wheat flour.....	02	1203		281.380	284.897	271.423	271.737	264.822
Wheat flour.....	02	120301	06/83	274.708	278.141	264.987	265.293	258.542
Flour base mixes and doughs.....	02	1204		257.340	257.803	257.884	258.063	258.471
Flour base mixes and doughs.....	02	120401	06/83	270.407	270.894	270.978	271.166	271.596
Prepared flour mixes, including refrigerated and frozen doughs and batters, made in flour mills.....	02	1204011	12/11	135.160	135.863	135.535	134.530	134.274
Flour mixes, excluding cake mixes, made from purchased flour.....	02	1204013	12/11	139.112	139.281	139.401	139.727	140.054
Milled rice and byproducts.....	02	13		304.604	302.088	301.615	300.756	297.323
Head rice.....	02	1301		321.936	318.661	317.478	316.373	314.801
Head rice.....	02	130106	06/03	311.740	308.569	307.423	306.354	304.831
Head rice not packaged with other ingredients.....	02	1301066	12/11	144.245	142.400	141.733	141.111	140.225
Milled rice (incl second heads, screenings, brewers, bran, sharps, rice flour, and byproducts).....	02	1302	06/84	179.506	178.436	178.616	178.240	174.840
Milled rice (incl second heads, screenings, brewers, bran, sharps, rice flour, and byproducts).....	02	130201	06/84	179.506	178.436	178.616	178.240	174.840
Cereal and pasta products.....	02	14		313.854	319.442	319.939	318.674	317.812
Dry macaroni, spaghetti, and egg noodle products, made from purchased flour.....	02	1402	06/85	287.205	287.205	287.205	281.364	281.364
Dry macaroni, spaghetti, and egg noodle products, made from purchased flour.....	02	140203	12/02	236.361	236.361	236.361	231.553	231.553
Dry macaroni, spaghetti, and egg noodle products, made from purchased flour.....	02	14020303	06/09	159.287	159.287	159.287	156.047	156.047
Cereal and mill products, other than flour.....	02	1409	06/85	295.749	302.136	302.704	302.540	301.555
Manufactured starch, made by wet milling.....	02	140907	06/85	389.681	389.542	388.827	378.106	380.849
Wheat mill products, corn mill products, and other grain mill products except flour.....	02	140908	06/98	266.907	267.444	265.223	261.671	257.925
Wheat mill products, except flour.....	02	1409081	12/09	165.261	164.794	157.592	157.482	147.199
Corn mill products.....	02	1409082	12/09	163.755	165.020	166.758	164.700	169.619
Other grain mill products.....	02	1409083	12/09	178.052	177.404	177.898	171.720	164.436
Breakfast cereal.....	02	140909	12/11	128.569	134.381	135.791	138.394	138.394
Meats, poultry, and fish.....	02	2		225.978	230.056	233.811	233.703	231.381
Meats.....	02	21		223.867	233.713	240.682	243.204	240.080
Beef and veal products, fresh or frozen.....	02	2101		273.567	301.845	315.162	305.483	295.442
Beef, fresh/frozen variety meats, not canned or made into sausage, made in slaughtering plants.....	02	210126	06/08	227.564	248.268	248.537	244.596	246.929
Beef, fresh/frozen whole/half carcass, not canned or made into sausage, misp.....	02	210131	06/08	182.354	175.295	200.188	182.764	191.853
Beef, fresh/frozen, primal and subprimal cuts, made in slaughtering plants.....	02	210133	12/95	235.775	264.383	274.826	267.546	255.411
Lamb/mutton, fresh or frozen, not canned or made into sausage, made in slaughtering plants.....	02	2103		478.306	482.661	479.188	478.102	478.715
Lamb/mutton, fresh or frozen, not canned or made into sausage, made in slaughtering plants.....	02	210321	12/88	382.579	386.062	383.284	382.416	382.906
Pork products, fresh, frozen, or processed, except sausage.....	02	2104		150.525	149.712	154.805	164.154	166.656
Pork, fresh/frozen, unprocessed, all cuts, except sausage, made in slaughtering plants.....	02	210444	06/01	89.749	89.325	94.681	107.227	102.660
Pork, processed or cured, not canned or made into sausage.....	02	210447	06/01	175.040	173.983	175.630	173.649	187.728
Pork, processed or cured, not canned or made into sausage, made in slaughtering plants.....	02	2104471	06/08	183.385	185.042	193.618	183.713	207.137
Pork, processed or cured, not canned or made into sausage, mfpc.....	02	2104472	06/08	154.573	152.881	152.455	152.854	162.907
Pork, sweet-pickled, dry-cured, or dry salt, not canned or made into sausage, mfpc.....	02	21044721	09/16	126.777	126.893	127.266	128.316	127.992
Smoked hams and picnics, excluding canned, made from purchased carcasses.....	02	21044722	12/11	144.352	143.191	143.758	144.075	145.481
Smoked slab bacon, made from purchased carcasses.....	02	21044723	09/16	127.758	131.470	129.733	128.348	142.245
Smoked sliced bacon, made from purchased carcasses.....	02	21044724	12/11	123.982	119.974	119.283	119.834	137.679
Other smoked pork, not canned or made into sausage, made from purchased carcasses.....	02	21044725	12/11	125.327	128.695	126.809	127.048	126.127
Boiled ham, barbecue pork, and other cooked pork, excluding canned meats and sausage, mfpc.....	02	21044726	12/11	121.301	121.542	121.562	121.501	121.552
Other meats, fresh, frozen, or canned.....	02	2105		222.571	223.754	225.562	233.083	231.485
Fresh/processed sausage, deli & cooked meats, etc.....	02	210503	06/01	205.324	200.087	200.461	204.315	204.754
Fresh and processed sausage, deli, and cooked meats, made in slaughtering plants.....	02	2105031	06/08	224.638	212.218	219.556	225.821	232.496
Fresh and processed sausage, deli, and cooked meats, mfpc.....	02	2105032	06/08	175.267	171.491	171.091	174.168	173.900
Fresh sausage (pork sausage, breakfast links, etc.), excluding canned, mfpc.....	02	21050321	12/11	152.760	143.733	144.662	151.573	151.410

See footnotes at end of table.

Table 9. Producer price indexes for commodity and service groupings and individual items, not seasonally adjusted — Continued
 [August 2023, Index base 1982=100, unless otherwise indicated]

Title	Commodity code		Other index base	Unadjusted index ¹				
	Group code	Item code		Apr. 2023	May 2023 ^P	June 2023 ^P	July 2023 ^P	Aug. 2023 ^P
Dry or semidry sausage (salami, cervelat, pepperoni, summer sausage, pork roll, etc), mfpc.....	02	21050322	12/11	140.705	139.176	137.724	137.015	136.568
Frankfurters, including wieners, excluding canned, made from purchased carcasses.....	02	21050323	12/11	139.319	141.542	141.471	142.198	141.704
Other sausage (smoked or cooked) & jellied goods & similar preparations, excluding canned, mfpc.....	02	21050324	12/11	138.379	137.376	136.807	139.526	139.831
Boxed meat (beef, pork, lamb, etc.), made from purchased carcasses...	02	210504	06/08	136.145	137.001	135.490	143.967	144.802
Canned meats, excluding dog, cat, and baby food.....	02	210579	12/88	282.879	278.133	289.944	290.854	—
Frozen ground meat patties and other processed, frozen, or cooked meats, mfpc.....	02	210586	12/01	162.357	168.477	171.230	177.969	173.815
Processed poultry.....	02	22		182.131	177.611	177.074	171.462	171.634
Young chickens, including bulk, chilled, frozen, whole, and in parts.....	02	2203		195.980	195.171	194.865	190.836	188.559
Young chickens, including bulk, chilled, frozen, whole, and in parts.....	02	220333	12/90	193.606	192.807	192.505	188.524	186.275
Turkeys, including frozen, whole, and in parts.....	02	2206		230.042	209.658	194.150	188.239	182.204
Turkeys, including frozen, whole, and in parts.....	02	220611	12/90	228.331	208.099	192.706	186.839	180.849
Canned, cooked, smoked or prepared poultry.....	02	2208		145.028	139.998	143.933	135.495	141.078
Canned, cooked, smoked or prepared poultry.....	02	220811	12/90	119.174	115.041	118.274	111.340	115.929
Chicken hens and other poultry/small game.....	02	2209	12/90	113.926	113.590	113.653	113.261	113.266
Other poultry/small game (duck, goose, rabbit, etc.).....	02	220911	12/90	312.347	309.524	310.053	306.760	306.799
Unprocessed and prepared seafood.....	02	23		438.713	430.106	422.360	428.957	420.088
Unprocessed finfish.....	02	2301		723.908	865.261	713.036	800.754	783.856
Haddock.....	02	230101		222.462	438.144	261.215	362.401	294.257
Halibut.....	02	230102		1,084.181	630.982	652.816	863.800	775.184
Salmon.....	02	230103		593.552	—	—	—	—
Flounder.....	02	230131	12/91	161.164	185.865	191.720	137.413	236.109
Cod.....	02	230132	12/91	94.145	122.132	103.077	116.349	159.706
Pollock.....	02	230133	12/91	228.892	306.353	227.904	353.616	269.669
Rockfish.....	02	230135	12/91	—	—	—	432.020	—
Tuna.....	02	230136	01/16	93.479	92.560	95.664	111.469	79.571
Other finfish.....	02	230199	12/91	457.745	572.383	461.277	406.995	468.670
Unprocessed shellfish.....	02	2305	12/91	320.546	266.956	282.406	278.032	264.853
Shrimp.....	02	230501	12/91	96.370	91.807	87.636	87.629	84.246
Crabs.....	02	230502	12/91	—	437.805	604.845	558.124	477.720
Lobsters.....	02	230503	12/91	317.237	219.994	175.640	193.467	199.383
Clams.....	02	230504	12/91	272.090	273.027	273.027	273.027	273.027
Oysters.....	02	230505	01/16	138.725	138.725	138.725	138.725	138.725
Sea scallops.....	02	230506	01/16	112.503	108.921	108.921	106.763	107.417
Mussels.....	02	230507	01/16	134.483	134.483	134.483	134.483	134.483
Prepared fresh and frozen seafood.....	02	2306	12/11	130.891	129.361	128.208	129.163	127.073
Prepared fresh fish/seafood, inc. surimi/surimi-based products.....	02	230601	12/11	138.157	137.022	136.802	137.842	136.433
Prepared frozen fish.....	02	230602	12/11	125.317	124.712	120.903	121.017	118.483
Prepared frozen shellfish.....	02	230603	12/11	132.472	125.129	122.834	119.374	115.359
Other prepared fresh and frozen seafood.....	02	230604	12/11	126.453	127.169	133.793	141.529	141.614
Dairy products.....	02	3		230.018	227.397	222.684	219.198	223.773
Fluid milk products.....	02	31		281.348	285.725	280.963	280.058	279.150
Packaged fluid milk and related products.....	02	3103	12/82	286.503	290.403	282.301	279.501	276.262
Fluid whole milk.....	02	310301		265.546	269.787	260.744	257.922	253.996
Reduced fat and lowfat milk (1/2-2).....	02	310302	12/82	299.741	306.743	295.651	290.947	286.266
Fat free or skim milk.....	02	310303	12/82	307.789	309.060	296.325	290.528	285.603
Other fluid milk related products, packaged, incl. cartons, bottles, cans, and dispenser cans.....	02	310304	12/82	305.944	305.842	305.464	306.691	307.376
Cottage cheese.....	02	3104	12/82	305.289	303.645	305.786	304.945	306.088
Cottage cheese.....	02	310401	12/82	305.289	303.645	305.786	304.945	306.088
Other milk products.....	02	3105	12/82	236.417	242.450	241.401	241.033	240.457
Other milk products.....	02	310501	12/82	236.417	242.450	241.401	241.033	240.457
Yogurt, excluding frozen.....	02	3105011	12/11	117.387	121.512	121.486	121.697	121.676
Other packaged milk products.....	02	3105012	12/11	143.293	144.741	143.139	142.146	141.279
Bulk fluid milk and cream.....	02	3106	12/91	213.260	215.040	213.072	215.540	218.960
Bulk fluid milk and cream.....	02	310601	12/91	213.260	215.040	213.072	215.540	218.960
Butter.....	02	32		169.443	173.883	171.333	176.664	191.780
Butter.....	02	3201		169.443	173.883	171.333	176.664	191.780
Butter.....	02	320114	06/84	169.111	173.543	170.998	176.319	191.405
Natural, processed, and imitation cheese.....	02	33		189.133	182.948	178.597	173.435	184.700
Natural cheese, except cottage cheese.....	02	3302		180.791	174.225	169.543	165.438	175.701
Natural cheese, except cottage cheese.....	02	330212	06/88	198.305	191.102	185.966	181.464	192.721
Natural cheese, except lowfat, shipped in consumer packages or containers (3 lbs or less).....	02	3302121	12/07	133.972	133.622	133.194	133.138	132.128
Natural cheese, except lowfat, shipped in packages or containers (more than 3 lbs) or bulk.....	02	3302122	12/07	98.890	92.757	88.419	84.122	94.948

See footnotes at end of table.

Table 9. Producer price indexes for commodity and service groupings and individual items, not seasonally adjusted — Continued
 [August 2023, Index base 1982=100, unless otherwise indicated]

Title	Commodity code		Other index base	Unadjusted index ¹				
	Group code	Item code		Apr. 2023	May 2023 ^P	June 2023 ^P	July 2023 ^P	Aug. 2023 ^P
Lowfat natural cheese, except cottage cheese, shipped in consumer packages (3 lbs. or less).....	02	3302123	06/10	120.552	120.186	120.091	120.314	120.561
Lowfat natural cheese, except cottage cheese, shipped in packages (more than 3 lbs.) or in bulk.....	02	3302124	06/10	135.536	122.870	114.241	107.129	128.053
Processed cheese and related products.....	02	3303		185.985	182.645	180.870	171.360	186.248
Process cheese and related products.....	02	330312	06/88	197.684	194.134	192.248	182.140	197.965
Process cheese, shipped in consumer packages or containers (3 lbs. or less).....	02	3303121	06/10	128.406	125.291	124.945	119.832	129.601
All other process cheese and related products.....	02	3303122	06/10	140.260	138.481	136.338	127.837	139.532
Process cheese shipped in packages or containers (more than 3 lbs.) or in bulk.....	02	33031221	06/10	131.447	138.147	133.157	127.252	126.143
Cheese food, spread, and other related products.....	02	33031225	12/11	117.869	109.654	110.248	101.448	120.970
Cheese substitutes and imitations.....	02	3304	06/88	332.977	332.977	332.977	332.977	332.977
Cheese substitutes and imitations.....	02	330401	06/88	332.977	332.977	332.977	332.977	332.977
Raw liquid whey.....	02	3307	12/04	205.866	203.235	195.008	187.415	186.156
Raw liquid whey.....	02	330701	12/04	205.866	203.235	195.008	187.415	186.156
Ice cream and frozen desserts.....	02	34		284.913	284.784	284.964	285.295	285.588
Ice cream and frozen desserts.....	02	3402	06/83	281.076	280.949	281.127	281.453	281.742
Ice cream and frozen desserts.....	02	340201	06/83	281.076	280.949	281.127	281.453	281.742
Ice cream, excl. lowfat and nonfat (incl. custards), shipped in bulk (containers 3 gal or more).....	02	3402011	12/11	135.864	135.685	135.896	135.740	135.407
Ice cream, incl. custards (excl. lowfat and nonfat) shipped in sizes less than 3 gallons.....	02	3402012	12/11	129.136	129.075	128.980	129.110	129.440
Ice cream, including custards (excluding lowfat and nonfat), novelty forms.....	02	3402013	12/11	137.906	137.969	138.387	138.376	138.407
Ice cream, including custards, lowfat and nonfat.....	02	3402014	12/11	119.965	119.993	119.969	119.903	119.856
Frozen desserts containing fats other than butterfat (incl. soy, rice, almond, oats, etc.).....	02	3402016	12/22	104.180	104.440	105.250	105.276	105.449
Other frozen desserts (yogurt, sherbet, water ices, mellorine, frozen pudding, gelato, etc.).....	02	3402019	12/11	140.640	140.128	140.249	141.423	140.973
Dry, condensed, and evaporated milk products.....	02	35		185.269	179.542	173.349	167.600	159.930
Dry milk products, including feed grade.....	02	3502	12/83	161.465	154.615	147.857	140.971	131.275
Dry milk products, including feed grade.....	02	350201	12/83	161.465	154.615	147.857	140.971	131.275
Liquid milk products.....	02	3503	12/83	212.302	212.304	208.691	207.827	209.507
Consumer-type canned milk products.....	02	350301	12/83	280.000	279.846	279.420	279.773	280.573
Bulk liquid milk products, including feed grade.....	02	350303	12/83	127.751	127.921	121.081	118.956	121.490
Ice cream mixes and related products.....	02	3505	06/02	166.584	165.589	165.042	165.414	165.489
Ice cream mixes and related products.....	02	350502	06/02	166.584	165.589	165.042	165.414	165.489
Processed fruits and vegetables.....	02	4		274.017	277.402	280.188	280.170	281.807
Canned fruits and juices.....	02	41		286.392	289.702	290.253	290.933	292.825
Canned fruits, excluding baby foods.....	02	4101		295.668	301.212	301.894	303.088	302.818
Canned fruits, excluding baby foods.....	02	410105	12/87	260.449	265.332	265.933	266.985	266.746
Canned and fresh fruit juices, nectars, and concentrates.....	02	4102		287.695	289.775	290.261	290.655	293.859
Canned and fresh fruit juices, nectars, and concentrates.....	02	410239	12/87	236.827	238.540	238.940	239.264	241.902
Frozen fruits, juices and ades.....	02	42		257.095	250.797	248.141	246.097	249.036
Frozen fruits.....	02	4202		288.617	276.397	269.931	265.267	272.422
Frozen fruits.....	02	420209	12/90	272.400	260.866	254.763	250.361	257.114
Canned vegetables and juices.....	02	44		243.200	248.807	248.112	247.445	248.403
Canned vegetables and juices.....	02	4401		243.200	248.807	248.112	247.445	248.403
Canned vegetables.....	02	440102	12/87	276.610	279.975	278.444	276.619	277.077
Canned catsup and other tomato based sauces.....	02	440127	12/87	209.373	216.654	216.509	216.589	217.817
Frozen vegetables.....	02	45		290.232	291.362	304.493	305.138	307.523
Frozen potato products (French-fried, patties, puffs, etc.).....	02	4502	12/90	298.561	300.078	323.974	325.369	327.515
Frozen potato products (French-fried, patties, puffs, etc.).....	02	450202		376.022	377.932	408.027	409.784	412.488
Frozen vegetables, other than potato products.....	02	4505	12/90	193.385	193.836	193.698	193.503	195.354
Frozen vegetables, other than potato products.....	02	450509	06/97	189.918	190.360	190.225	190.033	191.851
Dried and dehydrated food.....	02	48	12/03	210.161	215.014	215.142	215.478	216.044
Dried and dehydrated food.....	02	4801	12/03	210.161	215.014	215.142	215.478	216.044
Dried and dehydrated food.....	02	480101	12/03	210.161	215.014	215.142	215.478	216.044
Soup mixes (including dried/dehydrated/freeze-dried) and bouillon....	02	48010101	12/11	124.937	131.487	131.487	130.638	130.638
Dried and dehydrated fruits and vegetables, including freeze-dried....	02	48010102	12/11	141.739	143.649	143.769	144.206	146.466
Sugar and confectionery.....	02	5		261.389	263.402	266.283	269.006	270.810
Raw cane sugar and sugar cane mill products and byproducts.....	02	52		231.119	225.400	240.826	236.100	237.581
Raw cane sugar and sugarcane mill products and byproducts.....	02	5201		231.119	225.400	240.826	236.100	237.581
Raw cane sugar and sugarcane mill products and byproducts.....	02	520106	12/03	213.338	208.059	222.298	217.936	219.303
Refined sugar products and byproducts.....	02	53		223.065	225.574	227.462	229.260	232.411
Refined sugar products and byproducts.....	02	5307	12/02	185.728	187.817	189.389	190.886	193.510
Refined granulated cane sugar and byproducts.....	02	530701	12/02	206.325	206.025	208.032	211.159	211.626

See footnotes at end of table.

Table 9. Producer price indexes for commodity and service groupings and individual items, not seasonally adjusted — Continued
 [August 2023, Index base 1982=100, unless otherwise indicated]

Title	Commodity code		Other index base	Unadjusted index ¹				
	Group code	Item code		Apr. 2023	May 2023 ^P	June 2023 ^P	July 2023 ^P	Aug. 2023 ^P
Beet sugar.....	02	530702	12/02	170.903	175.059	176.284	176.413	180.916
Confectionery materials.....	02	54		251.575	257.839	260.455	263.483	267.908
Confectionery materials.....	02	5401		251.575	257.839	260.455	263.483	267.908
Corn sweeteners, made by wet milling.....	02	540107	06/85	278.187	287.692	290.828	292.383	294.932
Chocolate coatings, made from cacao beans.....	02	540108	06/83	220.748	221.191	223.110	227.011	233.367
Other chocolate and cocoa products, made from cacao beans.....	02	540109	06/83	321.080	324.215	327.066	335.027	345.761
Confectionery end products.....	02	55		302.289	303.613	305.777	309.740	310.326
Candy and nuts.....	02	5503	06/83	271.730	273.006	275.094	278.916	279.482
Chocolate and chocolate-type confectionery products.....	02	550301	06/83	272.923	273.197	276.657	275.830	276.132
Chocolate/chocolate-type confectionery prods, cacao beans.....	02	5503011	12/11	134.745	134.745	134.745	134.745	134.745
Chocolate/confectionery products, made from purchased chocolate, not retailed.....	02	5503014	12/11	117.129	117.270	119.046	118.622	118.777
Nonchocolate-type confectioneries.....	02	550302	06/83	275.607	275.681	276.902	277.432	278.796
Nuts and seeds (salted, roasted, cooked or blanched).....	02	550304	06/91	187.897	190.408	191.287	200.028	200.196
Nuts (salted, roasted, cooked, or blanched), sold in bulk.....	02	5503041	06/08	113.053	114.576	115.159	120.917	120.917
Canned nuts (salted, roasted, cooked, or blanched).....	02	5503042	06/08	127.964	130.943	130.943	130.943	130.943
All other packaged nuts, including all types of seeds (salted, roasted, cooked, or blanched).....	02	5503043	06/08	170.324	171.519	171.533	172.419	174.840
Other confectionery-type products.....	02	550305	06/91	222.675	222.675	222.675	222.675	222.675
Beverages and beverage materials.....	02	6		249.485	252.766	252.928	250.687	253.829
Alcoholic beverages.....	02	61		218.940	219.225	217.994	217.632	217.829
Malt beverages.....	02	6101		230.202	230.095	229.901	229.872	229.896
Bottled beer and ale.....	02	610101		200.708	200.744	200.474	200.474	200.474
Canned beer and ale.....	02	610103		240.532	240.417	240.508	240.508	240.499
Beer and ale in barrels and kegs.....	02	610105	06/82	313.868	313.556	312.923	312.923	312.898
All other malt beverages and brewing products.....	02	610108	12/03	109.333	109.459	109.562	109.302	109.612
Distilled and bottled liquor, excluding brandy.....	02	6102		202.433	202.787	197.172	196.324	196.324
Distilled liquor, excluding brandy.....	02	610202	12/11	109.838	109.838	103.637	102.687	102.687
Distilled whiskey, all other distilled liquor, excluding brandy.....	02	6102022	12/11	126.650	126.650	119.499	118.404	118.404
Bottled liquor, excluding brandy.....	02	610204	12/11	104.372	104.727	104.645	104.645	104.645
Bottled whiskey.....	02	6102041	06/12	102.604	102.753	102.600	102.600	102.600
Bottled gin, vodka, rum, cordials, cocktails, and similar compounds.....	02	6102042	06/12	104.849	105.577	105.577	105.577	105.577
Wines, brandy, and brandy spirits.....	02	6104	12/83	206.231	206.908	207.118	206.678	207.178
Wines, brandy, and brandy spirits.....	02	610441	06/06	131.526	131.958	132.092	131.812	132.130
Wines, white, red & rose grape, and other fruit, 14 percent or less alcohol.....	02	6104411	12/11	115.753	116.145	116.228	115.927	116.243
Wines, white grape, 14 percent or less alcohol content.....	02	61044111	12/11	116.490	116.865	116.824	116.830	116.875
Wines, red grape, 14 percent or less alcohol content.....	02	61044112	12/11	112.424	112.847	113.056	112.441	113.036
Wines, rose grape & other fruits & berries, 14 percent or less alcohol.....	02	61044113	12/11	143.320	143.320	143.320	143.320	143.320
Wines, dessert, effervescent, and wine coolers.....	02	6104412	12/11	123.903	124.137	124.137	124.137	124.137
Other wines, brandy, and brandy spirits.....	02	6104413	12/11	149.835	150.274	151.064	151.410	151.424
Soft drinks.....	02	62		278.601	287.420	289.501	282.938	286.138
Soft drinks, non-carbonated and bottled water.....	02	6206		239.912	257.912	259.139	246.704	252.182
Bottled water, non-carb, processed or pasteurized.....	02	620608	12/03	117.822	118.609	117.734	117.251	121.860
Soft drinks, non-carbonated.....	02	620609		260.075	289.486	292.631	272.240	275.820
Soft drinks, non-carbonated, all other types.....	02	6206093	12/07	132.045	130.721	131.605	131.012	131.224
Soft drinks, non-carbonated, fruit drinks, cocktails, ades.....	02	6206094	12/11	136.391	161.610	163.688	147.114	149.959
Soft drinks, bottle/can, carbonated, all types.....	02	6210	12/11	163.452	163.504	165.003	164.491	165.029
Soft drinks, bottle/can, carbonated, all types.....	02	621001	12/11	163.452	163.504	165.003	164.491	165.029
Packaged beverage materials.....	02	63		236.207	236.809	236.613	236.597	253.137
Coffee (whole bean, ground, & instant).....	02	6301		240.495	241.034	240.841	240.756	259.227
Coffee, concentrated, including coffee substitutes.....	02	630103		196.130	196.130	196.130	196.130	201.905
Roasted coffee.....	02	630104	06/88	211.997	212.487	212.312	212.234	228.806
Tea in consumer packages, exc. canned ice tea.....	02	6303		213.075	214.182	213.958	214.474	216.786
Tea in consumer packages, exc. canned ice tea.....	02	630313	12/85	180.678	181.616	181.427	181.864	183.825
Other beverage materials.....	02	64		328.868	327.425	328.262	333.836	333.836
Other beverage materials.....	02	6401		328.868	327.425	328.262	333.836	333.836
Malt and malt byproducts.....	02	640101		165.413	170.121	168.990	168.990	168.990
Liquid beverage bases, excluding use by soft drink bottlers.....	02	640109	12/85	321.976	313.173	316.862	316.862	316.862
Fats and oils.....	02	7		358.815	346.698	327.271	331.502	348.364
Shortening, cooking oil, and margarine.....	02	78		368.709	360.870	358.611	370.442	372.109
Shortening, cooking oil, and margarine.....	02	7801		368.709	360.870	358.611	370.442	372.109
Margarine, butter blends, and butter substitutes.....	02	780109		422.806	422.832	-	-	-
Shortening and cooking oils.....	02	780115	12/11	119.351	116.171	115.255	120.051	120.727
Other oilseed processing.....	02	7A	12/04	299.842	293.525	275.385	273.870	284.550
Other oilseed processing.....	02	7A01	12/04	299.842	293.525	275.385	273.870	284.550

See footnotes at end of table.

Table 9. Producer price indexes for commodity and service groupings and individual items, not seasonally adjusted — Continued
 [August 2023, Index base 1982=100, unless otherwise indicated]

Title	Commodity code		Other index base	Unadjusted index ¹				
	Group code	Item code		Apr. 2023	May 2023 ^P	June 2023 ^P	July 2023 ^P	Aug. 2023 ^P
Cotton linters.....	02	7A0104	12/11	63.689	60.504	59.866	55.610	48.124
Cottonseed cake, meal, hulls, and other byproducts.....	02	7A0105	12/11	125.042	118.818	113.688	114.027	111.704
Cottonseed cake and meal.....	02	7A01051	12/11	134.777	129.002	127.128	127.609	124.287
Other crude and refined vegetable oils and other vegetable mill products.....	02	7A0106	12/11	197.115	195.138	191.435	190.581	190.581
Other crude vegetable oils, including linseed, peanut, sunflower, safflower, etc.....	02	7A01061	12/11	238.218	237.182	235.125	234.735	234.735
Other vegetable oil mill products, including all oil seed cake and meal.....	02	7A01063	12/11	118.584	117.013	113.757	112.904	112.904
Corn oil, crude and refined.....	02	7B	01/16	214.018	189.130	—	—	195.782
Corn oil, made by wet milling.....	02	7B01	01/16	214.018	189.130	—	—	195.782
Corn oil, made by wet milling.....	02	7B0101	01/16	214.018	189.130	—	—	195.782
Miscellaneous processed foods.....	02	8		294.852	291.732	288.160	288.189	289.014
Canned jams, jellies, and preserves.....	02	81		243.071	243.160	243.589	243.714	243.836
Canned jams, jellies, and preserves.....	02	8101		243.071	243.160	243.589	243.714	243.836
Canned jams, jellies, and preserves.....	02	810102	12/87	215.139	215.217	215.597	215.708	215.816
Pickles and other pickled products, including horseradish.....	02	82		311.851	311.851	308.899	308.899	310.618
Pickles and other pickled products.....	02	8201		311.851	311.851	308.899	308.899	310.618
Pickles and other pickled products, including horseradish.....	02	820106	12/86	278.727	278.727	276.088	276.088	277.626
Specialty canning.....	02	84		329.132	329.523	329.448	329.610	329.619
Specialty canning.....	02	8401		329.132	329.523	329.448	329.610	329.619
Canned dry beans.....	02	840102	12/82	222.420	222.668	222.139	222.139	222.189
Canned soups and stews, excluding frozen and seafood.....	02	840104	12/82	447.715	448.427	448.427	448.427	448.427
Canned baby foods and other canned specialties/nationality foods.....	02	840105	06/08	151.382	151.404	151.444	151.754	151.754
Frozen specialty food.....	02	85		230.138	232.693	232.779	232.797	232.856
Frozen specialty food.....	02	8501		230.138	232.693	232.779	232.797	232.856
Frozen cakes, pies, and other pastries.....	02	850109	12/82	343.473	344.697	345.616	345.882	345.997
Frozen dinners (beef, pork, and poultry pies) and nationality foods, incl. frozen pizza.....	02	850111	12/82	183.997	186.204	186.123	186.139	186.169
Other frozen specialties, incl. all whipped topping, waffles, soups, etc., excluding seafood.....	02	850113	12/82	284.885	290.399	290.399	290.105	290.243
Prepared sauces, except tomato.....	02	86		240.889	240.892	239.708	257.112	257.112
Prepared sauces, excluding tomato-based sauces and sauces comprised of 20 percent or more meat.....	02	8601		240.889	240.892	239.708	257.112	257.112
Prepared sauces, excluding tomato-based sauces and sauces comprised of 20 percent or more meat.....	02	860103	12/86	199.782	199.784	198.803	213.237	213.237
Other miscellaneous processed foods.....	02	89		309.874	316.389	314.786	313.407	314.696
Other miscellaneous processed foods.....	02	8901		309.874	316.389	314.786	313.407	314.696
Mayonnaise, salad dressings, and sandwich spreads.....	02	890102	12/86	300.118	296.071	295.230	297.481	297.481
Dry mix food preparations.....	02	890148	06/91	160.635	160.552	160.586	160.586	160.586
Perishable non-frozen prepared food, including tortillas.....	02	890149	06/91	185.095	191.221	189.830	185.879	187.400
Perishable prepared foods.....	02	8901492	12/07	131.062	136.284	135.170	131.544	132.436
Flavoring extracts, emulsions, liquid flavors, and food colorings.....	02	890151	12/85	346.001	346.001	346.001	346.001	346.001
Other flavoring agents, except chocolate syrup.....	02	890154	12/00	173.214	173.480	169.344	169.346	169.346
Soft drink flavoring syrup, sold in bulk.....	02	89015411	12/11	155.620	155.620	155.620	155.625	155.625
Other flavoring agents (except chocolate syrups).....	02	89015412	12/11	131.146	131.146	131.146	131.146	131.146
Table salt (evaporated), pepper (white and black), and other spices.....	02	890156	06/91	280.119	280.843	281.725	281.537	281.537
Pepper and other spices in commercial sizes (1 lb or more).....	02	8901566	05/17	110.315	110.315	111.032	110.836	110.836
Peanut butter.....	02	890158	06/91	162.833	162.241	169.723	169.612	169.612
Ice.....	02	890161	12/85	293.357	296.263	296.590	298.999	298.999
Dairy product substitutes.....	02	890162	06/92	192.002	192.012	197.006	197.005	197.008
Dry, condensed, and evaporated dairy product substitutes.....	02	8901621	12/09	127.497	127.473	134.721	134.720	134.724
Liquid dairy product substitutes.....	02	8901622	12/09	126.931	126.963	126.963	126.963	126.963
Chips (potato, corn, etc.).....	02	890172	12/85	285.152	297.629	297.270	297.100	298.446
Potato chips and sticks, plain and flavored.....	02	8901721	12/07	155.379	165.784	165.606	165.384	165.384
Corn chips and related products.....	02	8901722	12/07	206.430	206.349	205.430	205.385	208.104
Other chips, sticks (hard pretzels, bacon rinds, popcorn (except candied), etc.).....	02	8901723	12/07	176.220	188.272	188.717	188.717	188.780
Vinegar and cider.....	02	890174	12/85	203.233	203.233	203.233	203.233	203.233
Other food preparations.....	02	890175	12/85	311.528	316.432	304.973	304.891	309.205
Prepared animal feeds.....	02	9		257.359	253.117	249.882	252.878	252.560
Soybean cake, meal, and other byproducts.....	02	92		154.520	152.665	148.576	153.076	153.676
Soybean cake, meal, and byproducts.....	02	9201		154.520	152.665	148.576	153.076	153.676
Soybean cake, meal, and byproducts.....	02	920112	12/04	188.475	186.214	181.225	186.715	187.446
Soybean cake and meal.....	02	9201121	12/09	103.818	102.547	100.500	101.249	102.784
Other soybean products, including isolates and concentrates.....	02	9201122	12/09	199.094	197.072	181.569	220.587	204.825
Formula feeds.....	02	93		289.626	283.961	277.972	275.749	271.757

See footnotes at end of table.

Table 9. Producer price indexes for commodity and service groupings and individual items, not seasonally adjusted — Continued
 [August 2023, Index base 1982=100, unless otherwise indicated]

Title	Commodity code		Other index base	Unadjusted index ¹				
	Group code	Item code		Apr. 2023	May 2023 ^P	June 2023 ^P	July 2023 ^P	Aug. 2023 ^P
Formula feeds.....	02	9301		289.626	283.961	277.972	275.749	271.757
Chicken and turkey feed, supplements, concentrates, and premixes.	02	930102	12/86	299.288	291.773	283.959	281.756	274.640
Dairy cattle feed, supplements, concentrates, and premixes.	02	930110	12/11	135.447	130.798	125.135	122.007	120.891
Swine feed, supplements, concentrates, and premixes.	02	930115	12/11	125.057	124.416	124.520	124.531	123.856
Beef cattle feed, supplements, concentrates, and premixes.	02	930117	12/11	129.662	128.288	126.532	126.431	124.928
Poultry, exc. chicken and turkey, and livestock, exc. cattle and swine, feed.....	02	930118	12/86	354.934	353.956	353.940	353.960	353.728
Miscellaneous feedstuffs.....	02	94		342.037	336.630	335.308	341.721	343.451
Pet food.....	02	9402		359.206	359.330	359.247	359.155	359.319
Dog and cat food.....	02	940202	12/85	309.378	309.530	309.526	309.602	309.745
Dog food.....	02	9402021	12/10	157.142	157.253	157.250	157.305	157.306
Canned dog food.....	02	94020211	12/10	182.565	182.565	182.565	182.565	182.565
Dry and semi moist dog food.....	02	94020214	12/11	144.078	144.203	144.200	144.263	144.264
Cat food.....	02	9402022	12/10	164.239	164.239	164.239	164.239	164.486
Canned cat food.....	02	94020224	12/11	166.326	166.326	166.326	166.326	166.326
Dry and semi moist cat food.....	02	94020225	12/10	151.813	151.813	151.813	151.813	152.098
Pet (excluding dog and cat), laboratory, and fur animal feed.....	02	940203	12/85	280.995	280.516	279.561	277.476	277.588
Miscellaneous feedstuffs other than pet food.....	02	9403		315.127	304.692	302.247	314.571	317.719
Meat meal and meat and bone meal.....	02	940301		234.101	228.204	220.890	216.954	222.031
Wet process corn byproducts.....	02	940317	06/85	243.560	229.308	224.479	216.235	209.238
Other animal feeds, including fertilizer byproducts and feather.....	02	940325	12/97	227.276	223.767	220.442	216.376	216.347
Animal and marine feed and fertilizer byproducts, except meat and bone meal.....	02	9403252	06/09	118.883	118.230	115.145	113.455	116.309
Other prepared animal feeds, including feeding materials and adjuncts.....	02	9403253	06/09	136.063	132.998	132.104	129.313	126.958
Miscellaneous byproducts of slaughtering plants.....	02	940333	06/01	512.826	500.608	502.884	570.722	585.359
Distillers' dried grains (dark and light) and dried solubles.....	02	940334	12/22	99.946	92.548	92.010	83.701	84.145
Textile products and apparel.....	03	—		184.512	183.810	183.633	184.029	182.732
Synthetic fibers.....	03	1		164.290	162.059	160.827	163.309	158.490
Unprocessed filament yarns.....	03	15		170.236	167.924	166.648	169.220	164.226
Noncellulosic and cellulosic organic fibers.....	03	1504	05/22	104.967	103.541	102.754	104.340	101.261
Noncellulosic fibers.....	03	150401		155.358	153.292	152.348	154.639	149.892
Noncellulosic organic fibers.....	03	1504014	06/05	138.011	135.642	134.560	137.159	131.853
Polyester manufactured fibers.....	03	15040147	06/11	124.904	123.460	121.897	122.420	122.534
Other noncellulosic organic fibers, incl. polyamide, polyolefin, and producer-textured.....	03	15040149	06/11	127.397	124.853	124.152	127.487	120.075
Processed yarns and threads.....	03	2		178.214	176.350	176.882	177.361	177.043
Yarns.....	03	26		171.901	170.059	170.585	171.057	170.744
Spun cotton yarns.....	03	2601		152.274	151.941	152.612	152.612	152.612
Spun cotton yarns.....	03	260115	05/22	80.793	80.616	80.972	80.972	80.972
Spun synthetic yarns.....	03	2603		161.431	161.431	161.676	161.676	161.676
Spun synthetic yarns.....	03	260304	12/94	144.696	144.696	144.915	144.915	144.915
Textured and twisted yarns.....	03	2604	12/88	180.578	177.312	178.121	179.179	178.094
Textured and twisted yarns.....	03	260405	05/22	95.604	93.875	94.303	94.863	94.289
Other spun noncellulosic and natural fiber (excluding cotton and wool) yarns.....	03	2607	06/08	139.289	137.477	136.355	136.137	137.995
Other spun noncellulosic and natural fiber (excluding cotton and wool) yarns.....	03	260701	06/08	139.289	137.477	136.355	136.137	137.995
Greige fabrics.....	03	3		172.164	171.319	171.438	169.585	169.659
Greige broadwoven fabrics.....	03	37		175.385	175.417	175.511	173.662	173.506
Greige manmade, silk, and other natural fiber (exc cotton/wool) broadwoven fabrics.....	03	3703		169.004	168.679	168.694	168.561	168.315
Greige manmade, silk, and other natural fiber (exc cotton/wool) broadwoven fabrics.....	03	370304	12/94	148.505	148.219	148.233	148.116	147.899
Greige knit fabrics.....	03	38		197.325	196.210	196.713	195.429	195.429
Weft (circular) knit fabrics, greige goods (excluding hosiery).....	03	3803		177.319	176.346	176.050	173.422	173.422
Weft (circular) knit fabrics, greige goods (excluding hosiery).....	03	380301		177.319	176.346	176.050	173.422	173.422
Warp knit fabrics, greige goods (excluding hosiery).....	03	3804		225.815	224.510	225.830	225.830	225.830
Warp knit fabrics, greige goods (excluding hosiery).....	03	380401		225.815	224.510	225.830	225.830	225.830
Tire cord and tire fabric.....	03	39	06/84	150.468	147.407	147.407	145.292	146.017
Tire cord and tire fabrics.....	03	3901	06/84	150.468	147.407	147.407	145.292	146.017
Tire cord and tire fabrics.....	03	390101	06/84	150.468	147.407	147.407	145.292	146.017
Finished fabrics.....	03	4		203.224	202.770	202.327	201.965	201.772
Finished broadwoven fabrics.....	03	42		218.918	216.017	213.655	211.157	211.083
Finished cotton broadwoven fabrics.....	03	4201		196.615	196.472	196.313	195.527	195.510
Finished cotton broadwoven fabrics.....	03	420104	12/94	174.099	173.972	173.831	173.135	173.121

See footnotes at end of table.

Table 9. Producer price indexes for commodity and service groupings and individual items, not seasonally adjusted — Continued
 [August 2023, Index base 1982=100, unless otherwise indicated]

Title	Commodity code		Other index base	Unadjusted index ¹				
	Group code	Item code		Apr. 2023	May 2023 ^P	June 2023 ^P	July 2023 ^P	Aug. 2023 ^P
Finished manmade, silk, and other natural fiber (exc. cotton and wool) broadwoven fabrics.....	03	4203		234.416	229.748	225.972	222.337	222.227
Finished manmade, silk, and other natural fiber (exc. cotton and wool) broadwoven fabrics.....	03	420306	12/94	192.995	189.151	186.043	183.050	182.959
Finished manmade, silk, & natural fiber (exc cotton/wool) broadwoven, finished in weaving mills.....	03	4203061	06/10	123.843	123.949	124.116	123.880	124.097
Finished manmade fiber, silk and other natural fiber broadwoven fabrics, finishing mill.....	03	4203062	06/10	184.582	178.763	173.989	169.723	169.406
Woven and braided narrow fabrics.....	03	44		260.351	262.156	259.851	257.813	257.744
Woven and braided narrow fabrics.....	03	4402	06/84	260.352	262.157	259.852	257.813	257.745
Woven narrow fabrics (12 inches or less in width).....	03	440204	12/89	220.987	222.796	220.039	217.996	217.927
Braided narrow fabrics (12 inches or less in width).....	03	440205	12/08	225.066	225.066	227.590	227.590	227.590
Nonwoven fabrics and felts.....	03	45		207.229	206.311	205.472	205.251	204.298
Nonwoven fabrics and felts.....	03	4503		207.229	206.311	205.472	205.251	204.298
Nonwoven fabrics.....	03	450321		205.795	205.037	204.603	204.466	203.395
Pressed, punched, or needled felts, excluding hats.....	03	450333	12/01	141.726	139.436	134.544	133.509	134.198
Coated fabrics, not rubberized.....	03	46	06/85	258.326	257.853	260.068	260.080	261.266
Coated fabrics, not rubberized.....	03	4601	06/85	258.326	257.853	260.068	260.080	261.266
Vinyl coated fabrics, including expanded vinyl coated.....	03	460102	06/85	245.924	244.983	245.208	245.208	247.352
Coated or laminated fabrics and coated yarns, incl. impregnated fabrics.....	03	460103	06/85	267.431	267.145	270.225	270.242	271.046
Screen printed textile materials, embroideries, and lace goods.....	03	47	06/85	220.871	221.531	221.531	221.942	221.864
Screen printed textile and apparel materials and embroideries.....	03	4701	06/85	221.151	221.815	221.815	222.227	222.149
Embroideries (excluding Schiffl machine products) and embroidery contractors.....	03	470103	12/11	129.787	130.545	130.545	132.645	132.645
Screen printing on garments, apparel accessories, and other fabric articles, excluding labels.....	03	470108	12/85	221.441	221.880	221.880	221.568	221.471
Knit fabrics, finished in knitting mills.....	03	48	12/03	171.925	171.849	171.816	171.816	171.689
Weft (circular) knit fabrics, knit and finished in the same establishment (excluding hosiery).....	03	4801	12/03	199.988	198.801	198.801	198.801	198.801
Weft (circular) knit fabrics, knit and finished in the same establishment (excluding hosiery).....	03	480101	12/03	199.988	198.801	198.801	198.801	198.801
Warp knit goods, knit and finished in the same establishment.....	03	4802	12/03	149.685	150.616	150.554	150.554	150.310
Warp knit goods, knit and finished in the same establishment.....	03	480201	12/03	149.685	150.616	150.554	150.554	150.310
Warp knit fabrics, knit and finished in same establishment.....	03	4802011	06/08	166.905	167.964	167.893	167.893	167.620
Apparel & other fabricated textile prods.....	03	8		176.632	177.034	177.300	177.759	176.925
Apparel.....	03	81		155.799	156.676	156.946	156.998	157.066
Miscellaneous apparel and accessories.....	03	8104	12/83	223.431	223.737	224.837	224.776	224.944
Men's and boys' fabric, straw, and felt hats, made from purchased materials.....	03	810414	12/09	168.253	168.253	168.253	168.253	168.253
Hat bodies and fabric caps, made from purchased materials.....	03	810416	12/09	183.434	186.260	186.260	186.260	186.260
Gloves and mittens, made from purchased materials.....	03	810424	12/11	146.705	146.705	149.509	149.509	149.509
Leather and sheep-lined apparel, made from purchased materials.....	03	810428	12/03	198.676	198.676	198.676	197.648	197.648
Apparel and accessories, n.e.c.....	03	810441	12/85	189.250	189.250	190.330	190.330	190.330
All other cut and sew apparel, made from purchased materials.....	03	81044118	12/22	103.196	103.196	103.196	103.196	103.196
Fabricated apparel accessories.....	03	8104412	06/09	144.971	144.971	147.765	147.765	147.765
All other apparel accessories, made from purchased materials.....	03	81044125	12/11	138.157	138.157	141.426	141.426	141.426
Women's, girls', and infants' cut and sew apparel.....	03	8106	12/03	106.824	106.976	107.069	107.224	107.230
Women's and girls' blouses and shirts, made from purchased fabrics.....	03	810603	12/22	100.000	100.000	100.000	100.116	100.138
Women's and girls' dresses, made from purchased fabrics.....	03	810611	12/03	98.763	98.778	98.778	98.972	98.972
Women's and girls' lingerie and nightwear, made from purchased fabrics.....	03	810647		160.365	161.591	161.591	161.591	161.591
Women's and girls' other outerwear, made from purchased fabrics.....	03	810661	12/22	100.066	100.446	100.554	100.562	100.562
Men's and boys' cut and sew apparel.....	03	8107	12/03	135.878	138.972	139.033	138.277	138.418
Men's and boys' pants, except work pants, made from purchased fabrics.....	03	810703	12/22	100.000	100.000	-	-	-
Men's and boys' work clothing, made from purchased fabrics.....	03	810713	12/22	100.675	102.593	102.593	102.508	102.508
Men's and boys' shirts, except work shirts, made from purchased fabrics.....	03	810723	12/22	100.000	100.000	100.000	100.000	100.588
Men's and boys' suits, coats, and overcoats, made from purchased fabrics.....	03	810735	12/13	118.754	124.565	124.565	124.565	124.565
Men's and boys' other outerwear, made from purchased fabrics.....	03	810744	12/22	101.135	101.166	101.166	101.416	101.416
Men's and boys' nightwear, robes, and underwear, made from purchased fabrics.....	03	810761	12/03	161.145	161.145	161.145	161.145	161.145
Apparel made in knitting mills.....	03	8108	12/03	123.842	123.869	123.869	124.687	124.687
Knit outerwear, underwear, and nightwear, made in knitting mills.....	03	810808	05/16	112.457	112.457	112.457	112.457	-
Hosiery and socks.....	03	810831	05/20	106.777	106.809	106.809	107.756	107.756
Textile house furnishings.....	03	82		182.500	182.454	182.656	183.027	182.191
Textile house furnishings.....	03	8203	06/83	196.575	196.526	196.744	197.143	196.242
Curtains and draperies, made from purchased materials.....	03	820304	12/05	150.908	150.908	150.908	152.045	152.045

See footnotes at end of table.

Table 9. Producer price indexes for commodity and service groupings and individual items, not seasonally adjusted — Continued
 [August 2023, Index base 1982=100, unless otherwise indicated]

Title	Commodity code		Other index base	Unadjusted index ¹				
	Group code	Item code		Apr. 2023	May 2023 ^P	June 2023 ^P	July 2023 ^P	Aug. 2023 ^P
Other textiles, including towels and bed textiles.....	03	820312	06/05	146.046	145.996	146.217	146.218	145.303
Fabricated textile products, made in weaving mills.....	03	8203121	06/11	101.695	101.310	101.922	101.930	98.316
Other household textile products.....	03	8203122	06/11	131.828	131.828	131.969	131.969	131.525
Bedspreads, made from purchased materials.....	03	82031221	12/11	139.542	139.542	139.542	139.542	139.542
Sheets and pillowcases, made from purchased materials.....	03	82031223	12/11	157.610	157.610	157.610	157.610	157.610
Other household furnishings, made from purchased materials.....	03	82031226	12/11	126.803	126.803	126.963	126.963	126.460
Industrial and other fabricated products.....	03	83		216.579	216.666	216.983	217.988	216.044
Industrial and other fabricated products.....	03	8303		215.733	215.819	216.134	217.135	215.199
Rope, cordage, and twine.....	03	830321	06/12	135.285	135.588	135.861	136.137	137.318
All other textile bags.....	03	830334	06/10	153.011	153.003	153.018	152.954	152.954
Canvas and related products.....	03	830345	06/03	180.754	180.754	180.754	182.441	182.455
All other fabricated textile products, excluding trimming and findings.....	03	830351	12/85	169.429	169.536	170.091	170.151	166.149
All other miscellaneous fabricated textile products.....	03	8303516	09/18	126.569	126.690	127.317	127.385	127.434
Trimming and findings, excluding automobile and apparel.....	03	830361	12/06	210.241	210.241	210.241	210.241	210.206
Miscellaneous textile products/services.....	03	9	06/85	197.133	196.832	197.161	195.957	195.372
Miscellaneous textile products/services.....	03	94	09/18	134.704	134.498	134.722	133.900	133.500
Miscellaneous textile products/services.....	03	9401	09/18	134.704	134.498	134.722	133.900	133.500
Textile and fabric finishing, except broadwoven.....	03	940103	12/01	167.165	168.506	168.242	165.132	163.620
Hides, skins, leather, and related products.....	04	—		178.066	178.261	176.967	178.434	179.781
Hides and skins, incl. cattle.....	04	1		111.623	112.486	108.056	106.069	110.120
Hides and skins, incl. cattle.....	04	19	06/01	51.103	51.499	49.470	48.560	50.415
Hides, skins, and pelts, made in slaughtering plants.....	04	1901	06/01	51.103	51.499	49.470	48.560	50.415
Hides, skins, and pelts, made in slaughtering plants.....	04	190108	06/01	51.103	51.499	49.470	48.560	50.415
Leather.....	04	2		200.889	200.314	199.780	199.833	200.996
Finished and unfinished leather.....	04	27	12/97	110.128	109.813	109.520	109.549	110.187
Finished and unfinished leather.....	04	2701	12/97	110.128	109.813	109.520	109.549	110.187
Finished and unfinished leather.....	04	270102	12/03	91.865	91.603	91.358	91.382	91.914
Footwear.....	04	3		250.779	250.779	250.779	251.049	251.049
Men's nonathletic footwear.....	04	31		292.929	292.929	292.929	293.159	293.159
Men's footwear (size 6 and larger), excluding athletic.....	04	3105	12/93	204.280	204.280	204.280	204.440	204.440
Men's footwear (size 6 and larger), excluding athletic.....	04	310501	12/93	204.434	204.434	204.434	204.595	204.595
Women's nonathletic footwear.....	04	32		193.027	193.027	193.027	193.552	193.552
Women's footwear (size 4 and larger), excluding athletic.....	04	3205	12/93	150.914	150.914	150.914	151.324	151.324
Women's footwear (size 4 and larger), excluding athletic.....	04	320501	12/93	150.831	150.831	150.831	151.242	151.242
Other footwear including slippers.....	04	39	12/02	172.660	172.660	172.660	172.660	172.660
Other footwear, excluding rubber and plastic soled footwear.....	04	3901	12/02	172.660	172.660	172.660	172.660	172.660
Other footwear, excluding rubber and plastic soled footwear.....	04	390104	12/11	153.462	153.462	153.462	153.462	153.462
Other leather and related products.....	04	4		215.046	215.248	215.426	222.705	222.705
Luggage and small leather goods.....	04	41		191.018	191.357	191.877	203.261	203.261
Luggage and small leather goods.....	04	4101		191.018	191.357	191.877	203.261	203.261
Luggage (including suitcases, travel bags, backpacks, and other types).....	04	410112	12/84	143.822	144.293	144.926	162.050	162.050
Women's and children's handbags and purses.....	04	410128	06/82	196.625	196.625	196.861	196.941	196.941
Personal leather goods (excluding women's handbags and purses).....	04	410132	06/82	202.053	202.521	202.521	202.521	202.521
Leather and leather-like goods, n.e.c.....	04	45	06/85	230.489	230.489	230.186	231.285	231.285
Leather and leather-like goods, n.e.c.....	04	4501	06/85	230.489	230.489	230.186	231.285	231.285
All other leather goods.....	04	450101	06/85	256.291	256.291	255.920	257.264	257.264
Boot and shoe cut stock and findings.....	04	4501011	12/11	118.726	118.726	121.156	121.156	121.156
All other miscellaneous leather goods.....	04	4501014	12/11	156.252	156.252	155.608	156.527	156.527
Leather belts, made from purchased materials.....	04	450111	06/85	176.127	176.127	176.127	176.127	176.127
Fuels and related products and power.....	05	—		233.742	222.929	225.503	229.689	248.796
Coal.....	05	1		284.561	276.318	278.528	288.270	290.706
Coal.....	05	13		284.561	276.318	278.528	288.270	290.706
Coal.....	05	1301		284.561	276.318	278.528	288.270	290.706
Unprepared bituminous coal and lignite (utility sold).....	05	130101		169.784	173.148	174.876	172.918	173.207
Unprepared bituminous coal and lignite from surface mine (utility sold).....	05	1301011	06/08	141.021	140.954	136.443	136.229	135.645
Unprepared bituminous coal and lignite from underground mine (utility sold).....	05	1301012	12/22	99.102	103.716	110.235	107.783	108.716
Prepared bituminous coal and lignite (utility sold).....	05	130102	12/01	320.997	306.907	311.757	326.924	331.204
Prepared bituminous coal & lignite, from surface mine (utility sold).....	05	1301021	06/08	174.641	158.777	175.619	177.225	179.973
Prepared bituminous coal & lignite, from underground mine (utility sold).....	05	1301022	06/08	186.251	182.629	177.553	190.044	192.295
Coal exports.....	05	130103	12/22	95.919	95.939	96.366	96.909	95.846

See footnotes at end of table.

Table 9. Producer price indexes for commodity and service groupings and individual items, not seasonally adjusted — Continued
 [August 2023, Index base 1982=100, unless otherwise indicated]

Title	Commodity code		Other index base	Unadjusted index ¹				
	Group code	Item code		Apr. 2023	May 2023 ^P	June 2023 ^P	July 2023 ^P	Aug. 2023 ^P
Coal non-utility sold (including anthracite).....	05	130104	12/86	368.616	364.428	342.716	353.295	354.971
Gas fuels.....	05	3		101.192	92.296	91.258	111.429	109.777
Natural gas.....	05	31		68.008	66.631	68.081	81.436	76.330
Natural gas.....	05	3101		68.008	66.631	68.081	81.436	76.330
Natural gas.....	05	310105	06/96	86.194	84.449	86.287	103.213	96.742
Natural gas from the wellhead.....	05	3101051	06/09	47.133	46.371	47.023	56.121	51.175
Natural gas from processing facilities.....	05	3101052	06/09	54.048	51.681	55.161	66.815	72.040
Liquefied petroleum gas.....	05	32		156.107	128.968	121.106	152.811	161.907
Liquefied petroleum gas.....	05	3201		156.107	128.968	121.106	152.811	161.907
Isopentane and natural gasoline.....	05	320102	06/09	97.298	88.107	79.676	79.899	91.696
Propane.....	05	320104		166.832	128.806	108.208	111.549	128.720
Butane.....	05	320105		130.505	99.239	80.803	100.456	127.139
Plant condensate, ethane, gas mixtures, and other natural gas liquids...	05	320108	06/09	49.031	40.842	40.957	57.199	56.942
Electric power.....	05	4		255.576	258.942	276.184	277.635	277.413
Residential electric power.....	05	41	12/90	218.617	220.411	230.332	230.803	230.146
Residential electric power.....	05	4121	12/90	218.617	220.411	230.332	230.803	230.146
Residential electric power.....	05	412101	12/90	218.617	220.411	230.332	230.803	230.146
Residential electric power, New England.....	05	4121011	12/07	210.638	210.629	210.629	187.479	187.479
Residential electric power, Middle Atlantic.....	05	4121012	12/07	137.795	137.815	140.728	141.857	140.485
Residential electric power, East North Central.....	05	4121013	12/07	165.717	165.405	175.612	175.667	175.578
Residential electric power, West North Central.....	05	4121014	12/07	138.708	138.907	156.165	154.972	157.493
Residential electric power, South Atlantic.....	05	4121015	12/07	145.879	146.467	156.145	155.446	155.524
Residential electric power, East South Central.....	05	4121016	12/07	151.920	154.445	159.913	161.632	161.063
Residential electric power, West South Central.....	05	4121017	12/07	137.086	141.584	145.210	151.168	148.382
Residential electric power, Mountain.....	05	4121018	12/07	130.351	134.868	135.601	136.744	136.744
Residential electric power, Pacific.....	05	4121019	12/07	222.054	222.011	232.152	235.521	235.521
Commercial electric power.....	05	42		240.199	243.326	265.214	267.011	266.902
Commercial electric power.....	05	4221	12/90	210.239	212.976	232.134	233.707	233.612
Commercial electric power.....	05	422101	12/90	210.239	212.976	232.134	233.707	233.612
Commercial electric power, New England.....	05	4221011	12/07	202.547	202.090	202.090	174.378	174.378
Commercial electric power, Middle Atlantic.....	05	4221012	12/07	133.074	126.027	140.427	145.294	143.477
Commercial electric power, East North Central.....	05	4221013	12/07	146.311	146.132	162.702	162.590	162.510
Commercial electric power, West North Central.....	05	4221014	12/07	138.911	136.009	147.787	150.436	155.670
Commercial electric power, South Atlantic.....	05	4221015	12/07	125.846	125.949	130.144	128.201	128.301
Commercial electric power, East South Central.....	05	4221016	12/07	142.474	141.306	147.517	151.270	150.655
Commercial electric power, West South Central.....	05	4221017	12/07	127.142	129.449	146.042	152.368	151.757
Commercial electric power, Mountain.....	05	4221018	12/07	137.457	140.894	144.323	147.567	147.567
Commercial electric power, Pacific.....	05	4221019	12/07	191.956	210.914	243.805	248.947	248.947
Industrial electric power.....	05	43		282.063	289.781	311.359	314.675	315.841
Industrial electric power.....	05	4321	12/90	237.173	243.662	261.806	264.595	265.575
Industrial electric power.....	05	432101	12/90	237.173	243.662	261.806	264.595	265.575
Industrial electric power, New England.....	05	4321011	12/07	166.277	165.511	167.077	178.993	173.539
Industrial electric power, Middle Atlantic.....	05	4321012	12/07	141.486	141.434	140.236	139.204	139.164
Industrial electric power, East North Central.....	05	4321013	12/07	197.445	197.088	240.863	240.830	243.100
Industrial electric power, West North Central.....	05	4321014	12/07	143.942	150.260	164.600	168.147	169.919
Industrial electric power, South Atlantic.....	05	4321015	12/07	118.076	118.546	121.784	119.502	119.622
Industrial electric power, East South Central.....	05	4321016	12/07	139.143	134.559	141.683	145.319	146.243
Industrial electric power, West South Central.....	05	4321017	12/07	120.432	121.752	126.932	126.619	125.600
Industrial electric power, Mountain.....	05	4321018	12/07	167.106	181.992	165.597	176.956	182.189
Industrial electric power, Pacific.....	05	4321019	12/07	196.447	217.363	244.080	246.468	246.468
Transportation electric power.....	05	46	12/10	126.038	126.043	136.383	133.224	133.224
Transportation electric power.....	05	4621	12/10	126.038	126.043	136.383	133.224	133.224
Transportation electric power.....	05	462111	12/10	126.038	126.043	136.383	133.224	133.224
Utility natural gas.....	05	5	12/90	268.442	257.209	255.524	258.926	262.496
Residential natural gas.....	05	51	12/90	274.371	267.363	266.889	268.044	270.313
Residential natural gas.....	05	5121	12/90	274.371	267.363	266.889	268.044	270.313
Residential natural gas.....	05	512101	12/90	274.371	267.363	266.889	268.044	270.313
Residential natural gas, New England.....	05	5121011	06/12	177.945	145.984	148.624	134.906	134.366
Residential natural gas, Middle Atlantic.....	05	5121012	06/12	149.508	148.728	147.064	146.513	148.580
Residential natural gas, East North Central.....	05	5121013	06/12	139.642	135.859	136.811	139.052	138.608
Residential natural gas, West North Central.....	05	5121014	06/12	145.617	143.021	137.136	137.737	134.935
Residential natural gas, South Atlantic.....	05	5121015	06/12	127.200	130.295	130.581	134.088	131.877
Residential natural gas, East South Central.....	05	5121016	06/12	108.186	108.728	107.639	107.258	106.573
Residential natural gas, West South Central.....	05	5121017	06/12	185.989	174.716	176.088	181.197	183.192
Residential natural gas, Mountain.....	05	5121018	06/12	215.741	207.576	207.230	202.647	204.473
Residential natural gas, Pacific.....	05	5121019	06/12	159.347	157.728	159.068	163.281	171.591

See footnotes at end of table.

Table 9. Producer price indexes for commodity and service groupings and individual items, not seasonally adjusted — Continued
 [August 2023, Index base 1982=100, unless otherwise indicated]

Title	Commodity code		Other index base	Unadjusted index ¹				
	Group code	Item code		Apr. 2023	May 2023 ^P	June 2023 ^P	July 2023 ^P	Aug. 2023 ^P
Commercial natural gas.....	05	52	12/90	260.579	244.827	242.073	246.646	250.986
Commercial natural gas.....	05	5221	12/90	260.579	244.827	242.073	246.646	250.986
Commercial natural gas.....	05	522101	12/90	260.579	244.827	242.073	246.646	250.986
Commercial natural gas, New England.....	05	5221011	06/12	177.292	131.709	121.978	119.998	118.149
Commercial natural gas, Middle Atlantic.....	05	5221012	06/12	129.635	126.359	122.390	122.482	127.528
Commercial natural gas, East North Central.....	05	5221013	06/12	137.573	130.555	130.619	134.510	133.492
Commercial natural gas, West North Central.....	05	5221014	06/12	149.660	141.048	136.748	144.309	142.353
Commercial natural gas, South Atlantic.....	05	5221015	06/12	115.595	116.213	115.522	117.792	118.066
Commercial natural gas, East South Central.....	05	5221016	06/12	128.067	119.087	117.169	116.891	117.997
Commercial natural gas, West South Central.....	05	5221017	06/12	184.448	175.309	179.021	183.681	188.875
Commercial natural gas, Mountain.....	05	5221018	06/12	238.875	225.420	225.404	222.932	226.784
Commercial natural gas, Pacific.....	05	5221019	06/12	157.682	149.343	152.670	161.024	171.904
Industrial natural gas.....	05	53	12/90	208.722	198.968	196.458	203.314	207.683
Industrial natural gas.....	05	5321	12/90	208.722	198.968	196.458	203.314	207.683
Industrial natural gas.....	05	532101	12/90	208.722	198.968	196.458	203.314	207.683
Industrial natural gas, New England.....	05	5321011	09/16	187.034	132.528	122.416	116.002	113.994
Industrial natural gas, Middle Atlantic.....	05	5321012	09/16	148.266	146.171	143.170	158.188	159.425
Industrial natural gas, East North Central.....	05	5321013	06/12	113.828	102.119	103.299	111.892	112.269
Industrial natural gas, West North Central.....	05	5321014	06/12	160.347	160.809	158.055	169.451	171.169
Industrial natural gas, South Atlantic.....	05	5321015	09/16	140.218	140.202	140.010	141.886	141.792
Industrial natural gas, East South Central.....	05	5321016	09/16	114.486	112.737	109.933	109.886	110.712
Industrial natural gas, West South Central.....	05	5321017	09/16	142.347	134.762	132.836	137.063	144.065
Industrial natural gas, Mountain.....	05	5321018	09/16	173.416	179.309	179.380	177.355	185.894
Industrial natural gas, Pacific.....	05	5321019	09/16	163.303	156.613	153.519	153.965	156.354
Natural gas to electric power.....	05	54	12/90	233.375	220.646	218.412	222.787	226.833
Natural gas to electric power.....	05	5421	12/90	233.375	220.646	218.412	222.787	226.833
Natural gas to electric power.....	05	542101	12/90	233.375	220.646	218.412	222.787	226.833
Crude petroleum (domestic production).....	05	6		221.208	199.510	191.180	207.838	226.394
Crude petroleum (domestic production).....	05	61		221.208	199.510	191.180	207.838	226.394
Crude petroleum (domestic production).....	05	6101		221.208	199.510	191.180	207.838	226.394
Crude petroleum (domestic production).....	05	610102	06/84	240.926	217.295	208.222	226.365	246.575
Petroleum products, refined.....	05	7		305.831	285.316	281.154	279.924	331.333
Gasoline.....	05	71		280.259	259.907	262.902	267.917	300.606
Unleaded premium gasoline.....	05	7103		305.922	291.307	295.007	299.084	327.495
Unleaded premium gasoline.....	05	710304	06/02	346.585	330.028	334.219	338.838	371.025
Unleaded regular gasoline.....	05	7104		274.760	253.033	255.373	260.986	294.543
Unleaded regular gasoline.....	05	710404	06/02	330.158	304.050	306.862	313.607	353.930
Unleaded mid-premium gasoline.....	05	7105	12/87	474.787	434.359	450.460	452.467	527.638
Unleaded mid-premium gasoline.....	05	710504	06/02	324.691	297.044	308.054	309.427	360.834
Kerosene and jet fuels.....	05	72		269.969	238.774	242.714	253.602	313.455
Kerosene.....	05	7202		278.511	248.291	245.582	253.757	313.399
Kerosene.....	05	720201		278.524	248.302	245.593	253.769	313.413
Jet fuel.....	05	7203		270.179	238.833	243.215	254.310	314.346
Jet fuel.....	05	720301		272.257	240.670	245.086	256.266	316.764
Light fuel oils.....	05	73		362.527	339.297	319.074	299.708	399.614
Home heating oil and distillates.....	05	7302		248.529	222.677	226.736	247.357	284.555
Home heating oil and distillates.....	05	730201		248.529	222.677	226.736	247.357	284.555
No. 2 diesel fuel.....	05	7303		387.167	363.260	340.035	316.277	425.814
No. 2 diesel fuel.....	05	730302	06/85	484.638	454.711	425.640	395.900	533.013
Residual fuels (heavy fuel oils, incl. #5, #6, & other residual fuels).....	05	74		179.133	199.151	179.536	187.611	197.685
Residual fuels (heavy fuel oils, incl. #5, #6, & other residual fuels).....	05	7407	06/85	263.149	292.555	263.741	275.602	290.402
Residual fuels (heavy fuel oils, incl. #5, #6, & other residual fuels).....	05	740703	06/02	232.573	258.563	233.096	243.580	256.660
Finished lubricants.....	05	76		608.434	608.952	616.906	614.954	614.468
Lubricating and similar oils.....	05	7604	06/85	576.146	576.746	574.621	572.362	571.800
Lubricating and similar oils not from petroleum refineries.....	05	760401	06/85	557.891	558.472	556.414	554.227	553.682
Lubricating oil base stocks.....	05	78	06/09	186.518	162.759	165.319	162.470	161.673
Lubricating oil base stocks.....	05	7801	06/09	186.518	162.759	165.319	162.470	161.673
Lubricating oil base stocks.....	05	780121	06/09	186.518	162.759	165.319	162.470	161.673
Asphalt and other petroleum and coal products, n.e.c.....	05	8	12/84	379.038	331.876	353.569	350.744	353.831
Asphalt and other petroleum and coal products, n.e.c.....	05	81	12/84	379.038	331.876	353.569	350.744	353.831
Asphalt.....	05	8102	06/85	250.253	260.632	269.388	268.761	264.275
Asphalt.....	05	810212	06/85	250.253	260.632	269.388	268.761	264.275
Other petroleum and coal products, including coke oven products, n.e.c.....	05	8103	12/84	859.822	718.150	772.009	764.566	777.020
Other petroleum and coal products, including coke oven products, n.e.c.....	05	810319	12/84	859.822	718.150	772.009	764.566	777.020

See footnotes at end of table.

Table 9. Producer price indexes for commodity and service groupings and individual items, not seasonally adjusted — Continued
 [August 2023, Index base 1982=100, unless otherwise indicated]

Title	Commodity code		Other index base	Unadjusted index ¹				
	Group code	Item code		Apr. 2023	May 2023 ^P	June 2023 ^P	July 2023 ^P	Aug. 2023 ^P
Other petroleum and coal products, made in coke oven establishments.....	05	8103191	06/09	194.053	191.448	190.596	189.127	189.542
Chemicals and allied products.....	06	—		358.664	355.522	352.663	347.767	345.657
Industrial chemicals.....	06	1		329.065	323.281	319.728	310.066	304.091
Basic inorganic chemicals.....	06	13		388.578	382.553	377.963	364.581	359.325
Inorganic chemicals, other than alkalis and chlorine.....	06	1302		349.900	346.550	344.644	342.185	337.082
Aluminum compounds.....	06	130209	06/95	150.147	148.506	148.506	148.748	144.329
Inorganic acids, inc. hydrochloric, sulfuric acid, and other.....	06	13020T	12/08	123.582	114.049	113.003	111.979	112.111
Sulfuric acid.....	06	13020T1	06/87	214.055	188.793	188.231	186.861	184.590
Lime.....	06	130213		409.245	413.626	413.642	414.247	415.715
Potassium and sodium compounds, excluding bleaches, alkalis, and alum.....	06	130217	06/01	483.635	468.943	468.932	453.270	446.215
Rock salt.....	06	130271	12/84	420.170	420.849	420.849	420.849	—
Other inorganic chemicals, nec.....	06	130283	12/06	179.794	180.440	179.448	177.904	177.589
All other inorganic chemicals.....	06	1302833	12/08	125.865	126.459	125.547	124.474	124.185
Alkalies and chlorine, including natural sodium carbonate and sulfate.....	06	1303		565.574	549.102	534.160	479.099	472.827
Chlorine, sodium hydroxide, and other alkalis.....	06	130302	06/05	286.686	277.468	268.967	239.718	236.179
Sodium hydroxide (caustic soda).....	06	1303024	12/07	220.134	209.844	199.267	173.760	169.207
Other alkalis.....	06	1303028	12/11	179.508	178.516	179.221	166.325	166.827
Basic organic chemicals.....	06	14		320.676	314.888	311.500	302.458	296.294
Primary basic organic chemicals.....	06	1401		270.671	254.724	242.331	223.472	215.979
Aromatics.....	06	140197	06/01	259.861	267.382	246.455	254.946	235.475
Liquid refinery gases.....	06	140198	06/01	248.484	225.811	217.463	190.978	188.195
Cyclic intermediate chemicals and dyes.....	06	1402		300.249	301.752	300.783	294.101	293.379
Cyclic intermediate chemicals.....	06	140281	06/01	284.325	284.562	283.850	277.097	277.229
Synthetic organic dyes.....	06	140282	06/01	128.556	133.385	132.244	130.883	127.696
Other basic organics.....	06	1403		313.464	313.745	315.816	313.374	308.325
Ethanol (ethyl alcohol).....	06	140341		297.241	308.054	318.200	314.908	288.921
Other basic organics, n.e.c.....	06	140399	06/87	310.583	306.925	305.924	303.869	306.779
Fatty acids.....	06	1403991	12/07	214.937	207.559	208.370	213.039	222.470
Bulk pesticides and other bulk synthetic organic agricultural chemicals, excluding preparation.....	06	1403992	12/07	284.345	284.345	281.629	281.629	281.940
Industrial organic flavor oil mixtures and blends.....	06	1403993	12/08	420.987	420.987	420.987	420.987	416.673
Natural organic chemicals.....	06	1403995	12/08	152.439	152.529	153.260	152.911	152.309
Synthetic organic chemicals for use as flavor and perfume materials.....	06	1403997	12/07	133.730	184.299	184.299	184.299	—
Synthetic organic rubber-processing chemicals.....	06	1403998	12/07	142.684	142.225	142.493	142.273	—
Synthetic organic plasticizers.....	06	1403999	12/07	154.345	155.711	147.792	143.648	151.258
Other synthetic organic chemicals.....	06	140399A	12/07	109.300	104.044	103.622	102.083	100.038
Miscellaneous end use chemicals and chemical products, excluding urea.....	06	140399B	12/07	226.535	226.553	224.633	226.551	233.988
Miscellaneous cyclic and acyclic chemicals and chemical products, excluding fatty acid esters.....	06	140399C	12/07	136.441	132.357	133.297	127.154	126.584
Paints and allied products.....	06	2		405.789	407.583	408.233	404.549	404.610
Prepared paint.....	06	21		422.073	422.377	422.434	421.545	421.587
Architectural coatings.....	06	2101		509.402	509.360	509.376	509.363	509.584
Architectural coatings.....	06	210104	12/03	279.455	279.431	279.440	279.433	279.554
Exterior architectural coatings.....	06	2101041	12/12	184.991	184.948	184.964	184.951	185.015
Interior architectural coatings.....	06	2101042	12/12	153.739	153.739	153.739	153.739	153.813
OEM finishes excluding marine coatings.....	06	2102	06/83	269.179	269.020	269.144	267.358	266.686
OEM finishes excluding marine coatings.....	06	210201	06/83	269.179	269.020	269.144	267.358	266.686
Transportation finishes, except powdered and high-solids coatings... ..	06	2102011	12/12	120.621	121.628	121.897	120.225	118.767
All other product finishes for original equipment manufacturers (OEM), excluding marine coating.....	06	2102012	12/12	150.515	150.076	150.076	149.361	149.361
Special purpose coatings, incl. marine, industrial & construction coatings.....	06	2103	06/83	531.275	533.427	533.470	531.903	532.859
Special purpose coatings, incl. marine, industrial & construction coatings.....	06	210301	06/83	531.275	533.427	533.470	531.903	532.859
Paint materials.....	06	22		343.504	350.642	354.250	340.485	340.623
Paint colors.....	06	2202		284.210	290.921	294.312	281.372	281.502
All other inorganic pigments, including TiO2, chrome colors, and other white opaque pigments.....	06	22020N	09/21	126.311	129.975	130.490	124.595	124.661
Synthetic organic pigments, lakes, and toners.....	06	220298	06/87	187.089	184.538	196.908	189.862	189.862
Kaolin and ball clay.....	06	2204		282.657	282.657	282.657	282.657	282.657
Kaolin and ball clay.....	06	220407		324.060	324.060	324.060	324.060	324.060
Allied and miscellaneous paint products.....	06	23	06/83	430.312	430.279	427.088	427.056	427.056
Allied and miscellaneous paint products.....	06	2301	06/83	430.312	430.279	427.088	427.056	427.056
Allied and miscellaneous paint products.....	06	230104	12/03	243.597	243.578	241.772	241.754	241.754
Drugs and pharmaceuticals.....	06	3		664.851	663.875	663.566	666.893	667.301

See footnotes at end of table.

Table 9. Producer price indexes for commodity and service groupings and individual items, not seasonally adjusted — Continued
 [August 2023, Index base 1982=100, unless otherwise indicated]

Title	Commodity code		Other index base	Unadjusted index ¹				
	Group code	Item code		Apr. 2023	May 2023 ^P	June 2023 ^P	July 2023 ^P	Aug. 2023 ^P
Medicinal and botanical chemicals, drugs, and other products.	06	31		185.954	185.955	185.760	185.720	184.978
Medicinal and botanical chemicals, drugs, and other products.	06	3102	06/82	186.009	186.010	185.815	185.775	185.032
Synthetic organic medicinal chemicals, medicinal & botanical drugs, & other products.	06	310203	06/82	186.009	186.010	185.815	185.775	185.032
Veterinary pharmaceutical preparations.	06	34		211.805	211.805	211.805	211.805	211.805
Pharmaceuticals for veterinary use.	06	3403	12/87	210.418	210.418	210.418	210.418	210.418
Pharmaceuticals for veterinary use.	06	340303	06/01	160.482	160.482	160.482	160.482	160.482
Biological products, including diagnostics.	06	37		326.766	325.675	325.479	328.891	328.420
Biological products, excluding diagnostic, for veterinary, industrial, and all other misc. uses.	06	3717	12/04	172.211	170.977	169.921	171.683	171.683
Biological products, excluding diagnostic, for veterinary, industrial, and all other misc. uses.	06	371705	12/22	114.168	113.350	112.650	113.818	113.818
Diagnostics.	06	3718	06/09	144.667	143.991	144.233	145.298	144.774
In-vitro diagnostic substances.	06	371801		231.326	230.099	230.155	230.213	228.362
Biological products, excluding diagnostic, for human use.	06	3719	06/09	154.309	154.309	154.309	156.414	156.414
Biological products, excluding diagnostic, for human use.	06	371904	12/22	101.311	101.311	101.311	102.693	102.693
Pharmaceutical preparations.	06	38	06/01	289.175	288.924	288.812	289.782	290.298
Pharmaceuticals affecting neoplasms, the endocrine system, & metabolic diseases.	06	3801	06/01	313.973	313.818	313.818	314.723	314.724
Cancer therapy products.	06	380102	12/09	117.118	116.246	116.246	117.783	117.783
Insulin/antidiabetes products.	06	380103	12/09	315.579	315.593	315.593	316.392	316.411
Other neoplasms, endocrine system, and metabolic diseases.	06	380104	12/09	176.461	176.461	176.461	176.874	176.874
Hormones and oral contraceptives.	06	380105	12/09	226.784	226.784	226.784	226.878	226.878
Pharmaceuticals acting on the central nervous system and the sense organs.	06	3802	06/01	344.315	343.180	343.180	343.604	343.606
Analgesics.	06	380202	12/09	288.914	288.914	288.914	290.017	290.017
Analgesics, over-the-counter.	06	380202OC	06/81	265.904	265.904	265.904	277.623	277.623
Analgesics, prescription.	06	380202RX	06/81	2,489.804	2,489.804	2,489.804	2,489.804	2,489.804
Psychotherapeutics.	06	380203	12/09	203.317	203.317	203.317	203.317	203.339
Antidepressants.	06	3802031	12/09	203.832	203.832	203.832	203.832	203.832
Other psychotherapeutics, including tranquilizers.	06	3802032	12/09	209.836	209.836	209.836	209.836	210.016
Anticonvulsants.	06	380204	12/09	257.715	221.858	221.858	221.858	221.858
Other central nervous system and sense organs.	06	380205	12/09	206.142	206.142	206.142	206.142	206.142
Pharmaceuticals acting on the cardiovascular system.	06	3803	06/01	445.685	445.685	445.685	445.904	445.904
Other cardiovascular preparations.	06	380305	12/09	331.559	331.559	331.559	331.807	331.807
Pharmaceuticals acting on the respiratory system.	06	3804	06/01	230.920	230.920	230.920	231.238	231.238
Antihistamines and bronchodilators, including antiasthmatics.	06	380402	12/07	167.874	167.874	167.874	167.874	167.874
Other respiratory preparations.	06	380403	12/07	193.470	193.470	193.470	194.141	194.141
Other respiratory preparations, over-the-counter.	06	380403OC	12/07	124.060	124.060	124.060	124.060	124.060
Other respiratory preparations, prescription.	06	380403RX	12/07	211.518	211.518	211.518	213.008	-
Pharmaceuticals acting on the digestive or the genito-urinary systems.	06	3805	06/01	201.050	201.050	200.071	200.072	200.072
Other digestive or genito-urinary preparations.	06	380503	12/09	146.258	146.258	145.545	145.546	145.546
Other digestive or genito-urinary preparations, prescription.	06	380503RX	06/01	220.824	220.824	219.473	219.474	219.474
Pharmaceuticals acting on the skin.	06	3806	06/01	191.524	191.524	191.524	191.524	191.524
Other pharmaceutical preparations acting on the skin.	06	380603	12/09	125.733	125.733	125.733	125.733	125.733
Anti-acne preparations.	06	380606	12/09	111.783	111.783	111.783	111.783	111.783
Vitamin, nutrient, and hematinic preparations.	06	3807	06/01	148.092	148.427	148.098	150.586	152.789
Multivitamins.	06	380702	12/09	118.307	118.307	118.307	130.358	130.358
Other vitamins and nutrients.	06	380703	12/09	137.434	137.434	136.973	136.973	136.973
Pharmaceuticals affecting parasitic and infective diseases.	06	3808	06/01	277.604	277.604	277.604	278.221	278.221
Broad and medium spectrum antibiotics.	06	380802	12/09	171.403	171.403	171.403	171.403	171.403
Systemic antivirals.	06	380803	12/09	196.197	196.197	196.197	196.197	196.197
Other parasitic and infective diseases.	06	380804	12/09	212.837	212.837	212.837	213.843	213.843
Fats and oils, inedible.	06	4		336.089	322.468	323.988	346.517	355.716
Fats and oils, inedible.	06	41		336.089	322.468	323.988	346.517	355.716
Fats and oils, inedible.	06	4101		336.089	322.468	323.988	346.517	355.716
Soybean oil, processed for inedible purposes.	06	410131	06/95	197.539	189.256	189.986	206.633	211.197
Crude soybean oil, degummed, made from soybeans crushed in the same establishment.	06	4101311	12/07	90.317	89.178	86.168	89.216	89.355
Soybean oil, all other types.	06	4101312	12/07	149.812	141.014	144.745	161.706	167.018
Lard, inedible tallow, and grease, except wool grease.	06	410132	06/02	507.422	489.865	493.942	490.900	513.965
Agricultural chemicals and chemical products.	06	5		315.944	306.323	294.860	278.692	277.017
Mixed fertilizers.	06	51		275.819	273.823	271.255	265.597	261.618
Mixed fertilizers.	06	5105	06/86	291.040	288.935	286.225	280.255	276.056
Mixed fertilizers.	06	510501	06/86	291.040	288.935	286.225	280.255	276.056
Mixed fertilizers, made in plants which manufacture fertilizer materials.	06	5105011	12/09	276.485	269.496	267.117	259.239	265.987
Mixed fertilizers, dry, mixing only.	06	5105012	12/09	138.526	138.659	137.493	136.289	131.871

See footnotes at end of table.

Table 9. Producer price indexes for commodity and service groupings and individual items, not seasonally adjusted — Continued
 [August 2023, Index base 1982=100, unless otherwise indicated]

Title	Commodity code		Other index base	Unadjusted index ¹				
	Group code	Item code		Apr. 2023	May 2023 ^P	June 2023 ^P	July 2023 ^P	Aug. 2023 ^P
Mixed fertilizers, liquid, mixing only.....	06	5105013	12/09	138.637	140.124	137.943	130.845	123.378
Fertilizer materials.....	06	52		346.910	330.571	306.549	268.307	266.352
Nitrogenates.....	06	5201		394.114	365.106	317.117	314.679	287.492
Fertilizer materials of organic origin.....	06	520137	12/93	235.410	234.383	233.665	233.665	233.665
Synthetic ammonia, nitric acid, ammonium compounds, and urea.....	06	52013A	12/14	125.413	115.429	98.867	98.024	88.623
Phosphates.....	06	5202		322.622	315.981	310.590	241.445	260.071
Phosphoric acid, 52-54 percent APA, superphosphates and other phosphate fertilizer materials.....	06	52026A	12/14	139.671	136.796	134.462	104.528	112.591
Other agricultural chemicals.....	06	53		248.348	242.663	239.541	239.394	239.210
Other agricultural chemicals.....	06	5301		248.348	242.663	239.541	239.394	239.210
Lawn and garden pesticides and chemicals.....	06	530107	06/03	200.209	200.209	200.209	200.209	200.209
Household and institutional pesticides and chemicals.....	06	530108	06/03	182.869	182.869	182.869	182.818	183.307
Agricultural and commercial pesticides and chemicals.....	06	530109	06/03	165.202	161.062	158.788	158.684	158.525
Plastic resins and materials.....	06	6		289.072	285.861	280.513	270.844	268.521
Thermoplastic resins and plastics materials.....	06	62		289.322	287.985	282.249	273.141	269.287
Thermoplastic resins and plastics materials.....	06	6212	12/03	201.049	200.120	196.134	189.804	187.126
Thermoplastic resins and plastics materials.....	06	621201	12/03	201.049	200.120	196.134	189.804	187.126
Thermosetting resins and plastics materials.....	06	63		307.446	290.814	287.831	273.544	281.836
Thermosetting resins and plastics materials.....	06	6306	12/98	219.090	207.238	205.112	194.931	200.840
Thermosetting resins and plastics materials.....	06	630601	12/98	219.090	207.238	205.112	194.931	200.840
Other chemicals and allied products.....	06	7		255.820	256.537	256.045	256.709	257.152
Soaps and detergents.....	06	71		236.389	236.341	236.176	236.343	236.453
Soaps and other detergents.....	06	7104	06/83	227.040	226.994	226.836	226.997	227.102
Soaps and detergents, commercial, industrial, and institutional.....	06	710401	06/83	321.865	321.679	321.679	322.673	322.683
Commercial, industrial, and institutional hard surface cleaners.....	06	71040101	12/11	120.530	119.675	119.675	119.675	119.675
Commercial, industrial, and institutional laundry detergents.....	06	71040102	12/11	140.425	140.425	140.425	140.425	140.425
Commercial, industrial, and institutional dishwashing detergents.....	06	71040103	12/11	170.365	170.365	170.365	170.365	170.365
Commercial, industrial, and institutional metal cleaners.....	06	71040104	12/11	146.754	146.754	146.754	146.754	146.754
Dairy, farm, and food plant cleaners, sanitizers, etc.....	06	71040106	12/11	136.475	136.475	136.475	136.475	-
Commercial, industrial, and institutional soaps, excluding specialty cleaners.....	06	71040107	12/11	143.220	143.682	143.682	143.672	143.690
Household detergents.....	06	710402		186.341	186.464	186.510	186.959	187.435
Household alkaline detergents and cleaners.....	06	7104021	05/18	140.145	140.242	140.279	140.632	141.007
Household dry and liquid laundry detergents.....	06	7104022	05/18	116.658	116.658	116.658	116.658	116.658
Soaps, excluding specialty cleaners, household.....	06	710403	06/83	225.415	225.415	224.853	223.823	223.841
Polish and other sanitation goods.....	06	72	06/83	232.342	232.475	232.686	232.780	232.780
Polish and other sanitation goods.....	06	7201	06/83	232.342	232.475	232.686	232.780	232.780
Polishing preparations and related products.....	06	720103	06/83	297.984	297.584	299.856	299.877	299.877
Specialty cleaning and sanitation products.....	06	720105	05/17	121.784	121.942	121.940	122.025	122.025
Disinfectants, nonagricultural, industrial and institutional.....	06	7201051	05/17	157.533	157.533	157.533	157.533	157.533
Air and room fresheners.....	06	7201053	12/11	127.233	127.233	127.233	127.233	127.233
Laundry fabric softeners and rinses, liquid and dry.....	06	7201058	05/17	111.287	112.455	112.455	113.515	113.515
Other specialty cleaning and sanitation products.....	06	7201059	12/11	122.651	122.817	122.811	122.811	122.811
Cosmetics and other toilet preparations.....	06	75		188.230	189.175	189.851	189.887	189.887
Shaving preparations.....	06	7502		191.273	191.273	191.273	191.734	191.734
Shaving preparations.....	06	750206	06/99	169.237	169.237	169.237	169.645	169.645
Perfumes, toilet waters, and colognes.....	06	7503		193.786	193.786	193.786	193.786	193.786
Perfumes, toilet waters, and colognes.....	06	750306	06/99	120.866	120.866	120.866	120.866	120.866
Hair preparations (including shampoos).....	06	7504		215.607	215.607	215.607	215.820	215.820
Hair preparations (including shampoos).....	06	750407	06/99	159.586	159.586	159.586	159.744	159.744
Hair preparations incl professional, consumer, and cream/gel shampoos.....	06	75040701	12/11	141.652	141.652	141.652	141.831	141.831
Hair tonics and hair dressings incl professional and consumer use.....	06	75040702	12/11	115.070	115.070	115.070	115.068	115.068
Toothpastes, denture cleaners, and mouthwashes.....	06	7505		170.971	170.971	171.105	171.105	171.105
Denture cleaners, mouthwashes, gargles, and rinses.....	06	750504	12/11	134.514	134.514	134.671	134.671	134.671
Creams, lotions, and oils, excluding shaving, hair, and deodorant.....	06	7514	06/99	134.219	134.219	134.219	134.219	134.219
Creams, lotions, and oils, excluding shaving, hair, and deodorant.....	06	751401	06/99	134.219	134.219	134.219	134.219	134.219
Other cosmetics and toilet preparations.....	06	7515	06/99	123.805	125.291	126.325	126.325	126.325
Other cosmetics and toilet preparations.....	06	751501	06/99	123.805	125.291	126.325	126.325	126.325
Misc. chemical prod. and preparations.....	06	79		318.684	319.570	317.796	319.296	320.328
Explosives and blasting accessories.....	06	7902		283.829	281.372	282.008	282.683	281.297
Explosives and blasting accessories.....	06	790234	12/03	174.462	172.951	173.342	173.757	172.905
Industrial gases.....	06	7903		357.600	361.714	355.856	365.038	370.570
Carbon dioxide.....	06	790302		527.449	541.982	541.986	553.738	558.411
Nitrogen.....	06	790303		298.144	298.168	293.096	297.046	295.224
Oxygen.....	06	790304		574.186	597.454	591.960	585.117	586.414

See footnotes at end of table.

Table 9. Producer price indexes for commodity and service groupings and individual items, not seasonally adjusted — Continued
 [August 2023, Index base 1982=100, unless otherwise indicated]

Title	Commodity code		Other index base	Unadjusted index ¹				
	Group code	Item code		Apr. 2023	May 2023 ^P	June 2023 ^P	July 2023 ^P	Aug. 2023 ^P
Argon and hydrogen.....	06	790309	06/09	85.285	85.758	87.122	86.634	87.396
Other industrial gases (including fluorocarbon and acetylene).....	06	790312	06/09	262.473	262.649	255.555	269.130	277.262
Adhesives and sealants.....	06	7904	12/83	360.931	361.340	360.672	360.722	359.973
Synthetic resin and rubber adhesives.....	06	790402	12/83	365.212	365.719	364.619	364.700	363.467
Epoxy adhesives.....	06	7904021	12/11	158.831	159.989	159.989	159.989	159.989
Other synthetic resin and rubber adhesives.....	06	7904026	12/11	137.531	137.454	136.414	136.491	136.344
Structural sealants (load bearing).....	06	790407	12/11	117.350	117.350	117.350	117.350	117.350
Nonstructural caulking compounds and sealants.....	06	79040A	12/11	178.719	178.915	178.915	178.915	178.915
Surface active agents.....	06	7905	12/83	347.313	345.819	348.346	348.346	348.346
Textile and leather assistants and finishes.....	06	790501	12/83	236.625	232.671	228.311	—	—
Surfactants (bulk surface active agents).....	06	790502	12/83	382.078	382.078	388.265	388.265	388.265
Gum and wood chemicals, including wood distillation products.....	06	7906	06/84	558.916	561.815	558.133	558.103	531.833
Gum and wood chemicals, including wood distillation products.....	06	790607	12/03	364.905	366.798	364.394	364.374	347.223
Other miscellaneous chemical products.....	06	7909	06/09	268.077	268.917	266.809	267.107	268.765
Carbon black, all processes.....	06	790918	12/83	588.426	600.901	587.170	600.680	621.179
Printing ink.....	06	790919	06/84	266.216	266.349	266.383	266.080	264.020
Gravure printing inks.....	06	7909192	12/11	104.737	104.728	104.728	104.728	104.728
Lithographic and offset inks.....	06	7909193	12/11	132.739	132.757	132.757	132.752	133.443
News and nonheat web offset printing inks.....	06	79091931	12/11	142.890	142.890	142.890	142.890	143.208
Publication and commercial web inks.....	06	79091932	12/11	132.389	132.389	132.389	132.389	133.066
Sheet-fed general inks.....	06	79091933	12/11	131.592	131.704	131.704	131.676	131.268
Sheet-fed packaging inks.....	06	79091934	12/11	126.455	126.455	126.455	126.455	128.121
Flexographic printing inks.....	06	7909194	12/11	166.823	166.823	166.823	166.823	160.603
Nonimpact/digital inks.....	06	7909195	12/11	185.353	185.563	185.595	184.629	184.629
All other printing inks.....	06	7909196	12/11	119.697	119.901	120.006	120.517	121.611
Water-treating compounds.....	06	790961	06/85	229.415	230.314	216.476	217.771	224.159
Automotive chemicals.....	06	790991	06/09	114.576	114.730	114.730	113.747	113.747
All other chemical preparations, including essential oils, matches, and gelatin.....	06	790999	06/85	295.706	294.843	295.846	296.652	297.102
Rubber and plastic products.....	07	—		255.239	254.659	253.078	251.939	251.484
Rubber and rubber products.....	07	1		224.558	223.643	222.100	220.416	220.370
Synthetic rubber, inc. styrene-butadiene rubber (SBR) and ethylene propylene.....	07	11		238.666	236.186	229.498	216.729	216.953
Synthetic rubber.....	07	1102		239.907	237.414	230.692	217.856	218.081
Synthetic rubber, inc. sbr and ethylene propylene.....	07	110224	06/03	190.068	188.092	182.766	172.597	172.776
Tires, tubes, tread, & repair materials.....	07	12		196.303	195.869	195.296	195.011	194.997
Tires.....	07	1201		191.705	191.273	190.732	190.442	190.428
Pneumatic tires (including passenger, truck, bus, tractor, industrial, and other tires).....	07	12010		191.888	191.439	190.876	190.574	190.560
Passenger car pneumatic tires.....	07	120104	12/03	197.443	197.173	197.237	196.885	196.860
Truck and bus (including off-the-highway) pneumatic tires.....	07	120105		195.812	187.819	187.579	187.579	187.579
Tread rubber, tire sundries, and repair materials.....	07	1203		296.062	295.901	293.911	294.195	294.195
Tread rubber, tire sundries, and repair materials.....	07	120354	12/03	212.976	212.861	211.429	211.634	211.634
Miscellaneous rubber products.....	07	13		254.456	253.645	253.148	254.524	254.327
Rubber and plastics footwear, including athletic footwear.....	07	1301		155.366	156.023	156.023	156.248	156.248
Rubber and plastics footwear, including athletic footwear.....	07	130109	12/11	115.805	116.294	116.294	116.462	116.462
Rubber and plastic belts and belting.....	07	1303		355.468	354.092	352.126	352.297	352.406
Flat rubber and plastics belts and belting.....	07	130371	12/03	321.242	319.237	316.370	316.370	316.370
Rubber and plastics transmission belts and belting (excluding flat).....	07	130372	12/03	160.132	160.132	160.132	160.335	160.464
Rubber and plastics hose.....	07	1304		296.105	291.553	292.361	294.315	293.716
Rubber and plastics hose.....	07	130411	12/11	131.292	129.274	129.632	130.499	130.233
Industrial rubber and plastics hose without fittings.....	07	1304116	12/11	117.910	117.909	117.909	117.909	117.909
Rubber and plastics water hose (incl. fire, irrigation, etc.).....	07	1304117	12/11	168.664	158.827	158.827	153.365	149.135
Rubber and plastics hose for on- and off-highway motor vehicles.....	07	1304118	12/11	123.936	122.219	122.219	126.901	128.815
Miscellaneous rubber products, n.e.c.....	07	1306	06/83	229.783	229.557	229.035	230.409	230.243
All other industrial rubber products.....	07	130604	06/83	323.899	324.586	324.586	332.596	334.326
All other miscellaneous rubber goods.....	07	130606	06/83	247.147	246.620	246.620	246.678	246.196
Rubber compounds or mixtures for sale or interplant transfer.....	07	130612	06/83	303.709	303.709	300.212	299.214	297.238
Rubber druggist and medical sundries, excluding gloves.....	07	130616	12/03	142.325	142.325	—	—	—
Rubber products for mechanical use.....	07	130617	12/04	143.064	142.846	142.834	143.751	143.758
Molded rubber mechanical goods automotive.....	07	1306171	12/11	108.118	108.165	108.198	109.617	109.617
Molded rubber mechanical goods, transportation/off-highway.....	07	1306172	12/11	127.493	127.532	127.686	127.686	127.463
Other molded rubber mechanical goods (excluding tubing).....	07	1306179	12/11	149.213	147.620	147.620	147.620	147.921
Other extruded rubber mechanical goods (excl. auto)(excl. tubing).....	07	130617C	12/11	125.805	126.667	126.667	126.667	126.667
Rubber coated fabrics, garments, and footwear.....	07	130618	06/06	203.016	202.477	202.477	202.477	207.314
Plastic products.....	07	2		275.605	275.120	273.467	272.476	271.861
Plastic construction products.....	07	21		349.881	346.832	344.113	344.064	343.402

See footnotes at end of table.

Table 9. Producer price indexes for commodity and service groupings and individual items, not seasonally adjusted — Continued
 [August 2023, Index base 1982=100, unless otherwise indicated]

Title	Commodity code		Other index base	Unadjusted index ¹				
	Group code	Item code		Apr. 2023	May 2023 ^P	June 2023 ^P	July 2023 ^P	Aug. 2023 ^P
Plastics construction products.....	07	2106		349.881	346.832	344.114	344.064	343.402
Plastics pipe.....	07	210603	12/05	205.763	202.722	200.465	198.594	196.813
Plastics drain, waste, and vent pipe.....	07	2106031	12/11	153.609	152.609	151.745	151.341	150.613
Plastics water pipe.....	07	2106033	12/11	249.291	244.721	240.335	238.623	233.670
Plastics sewer, stormdrain, and water main pipe.....	07	2106038	12/17	217.431	213.728	210.703	209.767	206.631
Other plastics pipe.....	07	210603B	12/11	187.410	187.410	187.410	170.663	170.663
Plastics pipe fittings and unions.....	07	210604	12/05	324.355	319.590	317.728	314.561	319.469
Plastics plumbing fixtures.....	07	210605	12/05	167.495	166.837	166.924	167.504	167.504
Other plastics construction products.....	07	210606		293.949	292.508	290.257	292.115	292.106
Building and construction polystyrene foam products.....	07	2106061	06/08	215.348	215.348	201.208	199.340	198.514
Building & construction fabricated plastics products (excl foam, plumbing fixtures, hardware).....	07	2106063	06/08	164.775	163.851	163.966	165.362	165.448
Unsupported plastic film, sheet and other shapes.....	07	22		284.314	283.489	279.087	274.702	271.902
Unsupported plastics film, sheet, and other shapes.....	07	2205	12/82	281.745	280.927	276.565	272.220	269.445
Unsupported plastics film, sheet, and other shapes.....	07	220501	12/82	281.745	280.927	276.565	272.220	269.445
Unlaminated polyethylene film and sheet.....	07	2205011	12/11	132.189	132.096	128.134	127.778	127.033
Unlaminated vinyl and vinyl copolymer film and sheet.....	07	2205013	12/11	161.510	161.510	160.426	160.426	160.426
Miscellaneous unlaminated plastics film and sheet.....	07	2205014	12/11	115.949	115.843	112.752	112.283	112.301
Unlaminated plastics profile shapes.....	07	2205015	12/11	140.818	140.876	142.249	136.473	133.005
Laminated plastic sheets, rods, and tubes.....	07	23		268.985	269.980	270.369	270.369	270.369
Laminated plastics plates, sheet (except packaging), and shapes.....	07	2304		269.348	270.344	270.733	270.733	270.733
Laminated plastics plates, sheet (except packaging), and shapes.....	07	230401	12/82	277.256	278.281	278.681	278.681	278.681
Parts for manufacturing from plastics.....	07	26		182.143	181.326	181.054	180.880	180.689
Parts for transportation equipment.....	07	2601		172.239	171.186	170.731	170.731	170.731
Parts for transportation equipment.....	07	260105	12/82	170.832	169.788	169.336	169.336	169.336
Transportation polyurethane foam products.....	07	2601051	12/11	124.749	124.749	124.749	124.749	124.749
Transportation fabricated plastic parts (excluding foam and reinforced plastics).....	07	2601052	12/11	132.542	131.668	131.290	131.290	131.290
Other parts and components for manufacturing.....	07	2602		176.811	176.740	176.986	177.806	176.896
Other parts and components for manufacturing.....	07	260205	12/82	176.948	176.877	177.123	177.943	177.033
All other miscellaneous polyurethane foam products.....	07	2602051	12/11	119.863	119.863	119.863	119.863	119.863
Electrical & electronic fabricated plastics (excl. foam and reinforced plastics).....	07	2602052	12/11	108.878	108.743	109.905	111.452	109.772
All other polystyrene foam products incl. transportation application uses.....	07	2602053	12/11	173.999	173.999	172.161	172.161	172.161
Industrial machinery plastics products, excl foam (incl gears, bearings, bushings, cams).....	07	2602054	12/11	144.286	144.286	144.286	144.286	144.247
Foam components for furniture.....	07	2603	12/82	275.036	274.452	274.489	269.965	269.965
Foam components for furniture.....	07	260305	12/99	202.655	202.225	202.251	198.918	198.918
Other plastic products.....	07	29	12/82	301.002	301.659	301.168	299.293	299.342
Other plastics products.....	07	2901	12/82	301.002	301.659	301.168	299.293	299.342
Custom compounding of purchased resins and color concentrates.....	07	290196	12/99	201.427	201.609	201.085	198.212	198.268
All other reinforced and fiberglass plastics products.....	07	290197	12/99	243.024	244.158	244.075	245.472	245.472
Products made of foam other than polystyrene or polyurethane.....	07	290198	12/99	164.342	164.342	164.342	164.342	164.342
Plastic packaging products.....	07	2A	12/06	148.365	148.559	147.925	147.447	146.999
Plastics packaging products.....	07	2A01	12/06	148.365	148.559	147.925	147.447	146.999
Plastics packaging products.....	07	2A0101	12/06	148.365	148.559	147.925	147.447	146.999
Other plastics packaging products, excluding film, sheet, foam and bottles.....	07	2A01012	12/09	137.531	137.971	136.669	136.035	135.758
Packaging polyurethane foam products.....	07	2A01013	12/09	198.649	198.649	198.649	198.649	198.649
Plastics bottles.....	07	2A01014	12/09	129.688	130.324	130.969	130.751	130.191
Polystyrene foam food containers.....	07	2A01015	12/11	234.965	230.290	231.026	230.314	229.461
Polystyrene foam protective shipping pads, shaped cushioning, etc.....	07	2A01016	12/11	244.877	244.877	238.622	238.622	237.153
Consumer, institutional, and commercial products, n.e.c.....	07	2B	12/06	195.245	195.106	195.067	195.339	195.615
All other consumer, institutional, and commercial products.....	07	2B01	12/06	195.245	195.106	195.067	195.339	195.615
All other consumer, institutional, and commercial products.....	07	2B0101	12/06	195.245	195.106	195.067	195.339	195.615
Consumer and institutional polystyrene foam products.....	07	2B01011	12/07	230.328	227.037	225.790	227.146	227.065
Consumer and institutional polyurethane foam products.....	07	2B01013	12/07	203.956	—	—	—	—
Consumer/institutional/commercial fabricated plastics products.....	07	2B01015	12/07	176.726	177.091	177.244	177.336	177.662
Recyclable plastics.....	07	2C	12/11	87.278	92.548	86.882	84.747	—
Recyclable plastics.....	07	2C01	12/11	87.278	92.548	86.882	84.747	—
Recyclable plastics.....	07	2C0101	12/11	87.278	92.548	86.882	84.747	—
Lumber and wood products.....	08	—		303.442	302.695	300.806	301.669	298.200
Lumber.....	08	1		261.220	261.325	257.597	263.405	254.051
Softwood lumber.....	08	11		271.188	270.867	267.391	279.386	267.222
Softwood cut stock and dimension.....	08	1105		280.073	256.236	253.164	254.303	245.185
Softwood cut stock and dimension.....	08	110503		298.924	273.483	270.204	271.419	261.688

See footnotes at end of table.

Table 9. Producer price indexes for commodity and service groupings and individual items, not seasonally adjusted — Continued
 [August 2023, Index base 1982=100, unless otherwise indicated]

Title	Commodity code		Other index base	Unadjusted index ¹				
	Group code	Item code		Apr. 2023	May 2023 ^P	June 2023 ^P	July 2023 ^P	Aug. 2023 ^P
Softwood lumber, not edge worked.....	08	1106	12/03	138.554	139.275	137.333	144.316	137.459
Softwood lumber, not edge worked.....	08	110601	12/03	138.554	139.275	137.333	144.316	137.459
Softwood dressed lumber, less than 2 inches in nominal thickness, not edge worked.....	08	1106012	06/12	154.745	150.955	140.520	133.360	126.872
Softwood dressed 2-inch lumber, 2 inches in nominal thickness only, not edge worked.....	08	1106013	06/12	144.210	145.685	145.346	161.525	150.418
Softwood dressed lumber and timbers, more than 2 inches in nominal thickness, not edge worked.....	08	1106014	06/12	140.416	144.057	137.592	134.963	138.559
Softwood lumber, made from purchased lumber.....	08	1107	12/03	252.990	254.156	253.862	256.988	255.841
Softwood lumber, made from purchased lumber.....	08	110701	12/03	252.990	254.156	253.862	256.988	255.841
Hardwood lumber.....	08	12		257.795	258.524	254.272	251.309	245.652
Hardwood cut stock and dimension.....	08	1203		296.136	295.428	295.887	295.205	294.861
Hardwood cut stock and dimension.....	08	120311	06/84	257.650	257.033	257.433	256.840	256.541
Hardwood flooring.....	08	1204	06/84	263.522	262.148	263.770	263.641	262.044
Oak and maple hardwood flooring.....	08	120401	06/84	266.164	264.687	266.431	266.292	264.575
Hardwood flooring, other than oak and maple.....	08	120402	12/11	153.889	153.889	153.889	153.889	153.889
Hardwood lumber, not edge worked.....	08	1205	12/03	100.839	102.846	99.526	97.744	95.227
Hardwood lumber, not edge worked.....	08	120501	12/03	100.839	102.846	99.526	97.744	95.227
Millwork.....	08	2		356.762	355.779	354.759	354.270	350.508
General millwork.....	08	21		334.566	334.543	334.027	333.267	329.479
General millwork.....	08	2101		334.566	334.543	334.027	333.267	329.479
Stock wood kitchen cabinets, related cabinetwork and countertops.....	08	210102	12/12	122.062	122.910	122.401	122.401	121.598
Stock wood kitchen cabinets and related cabinetwork for permanent installation.....	08	2101021	12/09	128.971	130.152	129.444	129.444	128.325
Custom wood kitchen cabinets, bathroom vanities, and related cabinetwork.....	08	210105	12/12	148.967	148.967	148.967	149.255	146.985
Custom wood kitchen cabinets and related cabinetwork not sold direct to customer at retail.....	08	2101051	12/09	174.139	174.139	174.139	174.655	173.592
Custom wood kitchen cabinets, bathroom vanities, and related cabinet work sold at retail.....	08	2101052	12/09	143.106	143.106	143.106	143.106	138.475
Wood window units.....	08	210112	06/83	375.868	375.868	375.868	375.868	375.868
Double hung wood window units.....	08	2101121	06/13	166.527	166.527	166.527	166.527	166.527
Casement wood window units.....	08	2101122	06/13	184.848	184.848	184.848	184.848	184.848
All other wood window units, including horizontal sliding, awning and single hung.....	08	2101123	06/13	157.605	157.605	157.605	157.605	157.605
Wood sash, excluding sash shipped in window units.....	08	210122	06/83	378.806	378.806	378.806	378.806	378.806
Wood window & door frames, incl. door frames in door units, excl. window frames in window units.....	08	210132	06/83	227.972	223.115	221.791	213.847	190.597
Wood panel, flush, & molded face doors, interior & exterior, incl. doors with glazed sections.....	08	210142	06/83	353.459	352.871	352.732	353.161	351.374
Other wood doors, incl. garage, patio, bifold, cabinet, screen, storm and louver.....	08	210152	06/83	324.215	323.602	323.629	323.262	323.375
Wood moldings.....	08	210162	06/83	358.440	358.627	357.488	354.720	354.903
Mirror and picture frames and framed pictures.....	08	210175	06/02	147.291	147.291	147.291	148.882	-
Other wood millwork products, including stairwork, exterior millwork, and softwood flooring.....	08	210183	06/83	309.986	310.660	310.729	310.729	310.729
Prefabricated structural members.....	08	22		477.714	472.706	469.527	470.110	466.141
Prefabricated structural members.....	08	2201		477.714	472.706	469.527	470.110	466.141
Laminated veneer lumber.....	08	220107	12/03	258.205	252.369	-	-	-
Other engineered structural wood members, excluding trusses & laminated veneer lumber.....	08	220108	12/03	233.573	233.573	233.157	233.032	232.883
Wood trusses.....	08	220109	12/03	290.407	287.140	284.888	285.694	283.253
Plywood.....	08	3		280.396	278.084	276.170	273.887	275.319
Softwood veneer and plywood.....	08	31		320.262	319.311	314.383	310.374	314.128
Softwood veneer and plywood.....	08	3103		250.101	249.358	245.510	242.379	245.311
Softwood veneer and plywood.....	08	310303	12/05	154.512	154.053	151.676	149.742	151.553
Softwood veneer, incl. veneer backed w/ paper, cloth, or other flexible material.....	08	3103031	12/07	125.420	125.208	124.705	125.208	127.503
Softwood plywood products: rough, sanded, and specialties.....	08	3103035	12/11	187.183	186.500	182.497	178.521	180.066
Hardwood veneer and plywood.....	08	35	12/05	161.261	158.855	159.501	159.081	158.555
Hardwood veneer and plywood.....	08	3501	12/05	161.261	158.855	159.501	159.081	158.555
Hardwood veneer, including veneer backed with paper, cloth, or other flexible material.....	08	350102	12/11	141.633	136.716	137.851	138.065	137.858
Hardwood plywood.....	08	350104	12/12	156.617	157.144	156.257	154.772	153.697
Hardwood veneered panels, including two-ply veneers.....	08	350107	12/11	151.085	151.348	153.339	153.405	153.298
Other wood products.....	08	4		220.543	219.391	217.500	216.573	215.272
Wood pallets and pallet containers, wood and metal combination.....	08	41		388.404	384.788	378.839	373.489	369.261
Wood pallets and pallet containers.....	08	4101		388.404	384.788	378.839	373.489	369.261
Wood pallets and pallet containers, wood and metal combination.....	08	410101	12/09	198.886	197.034	193.988	191.248	189.084

See footnotes at end of table.

Table 9. Producer price indexes for commodity and service groupings and individual items, not seasonally adjusted — Continued
 [August 2023, Index base 1982=100, unless otherwise indicated]

Title	Commodity code		Other index base	Unadjusted index ¹				
	Group code	Item code		Apr. 2023	May 2023 ^P	June 2023 ^P	July 2023 ^P	Aug. 2023 ^P
Wood boxes.....	08	42		236.812	235.662	235.662	236.038	236.038
Wood boxes.....	08	4201		236.812	235.662	235.662	236.038	236.038
Nailed and lock-corner wood boxes.....	08	420101	06/85	212.477	212.477	212.477	212.477	212.477
Wood box and crate shook.....	08	420102	06/85	236.464	233.822	233.822	234.687	234.687
Other wood container parts and wood containers.....	08	420127	12/03	131.760	131.760	131.760	131.760	131.760
Miscellaneous wood products.....	08	49		148.537	148.555	148.384	149.488	149.439
Wood ties, siding, shingles, and shakes, and contract sawing of logs owned by others.....	08	4903	12/03	171.960	174.371	174.351	176.474	176.474
Wood ties, siding, shingles, and shakes, and contract sawing of logs owned by others.....	08	490301	12/03	171.960	174.371	174.351	176.474	176.474
Sawn wood fence stock, wood lath, and contract resawing and planing.....	08	4904	12/03	220.450	220.450	220.450	220.450	220.450
Sawn wood fence stock, wood lath, and contract resawing and planing.....	08	490401	12/03	220.450	220.450	220.450	220.450	220.450
All other miscellaneous wood products.....	08	4909	06/84	232.171	231.943	231.630	233.436	233.346
All other miscellaneous wood products.....	08	490901	06/84	232.171	231.943	231.630	233.436	233.346
Logs, bolts, timber, pulpwood and wood chips.....	08	5		268.893	268.769	269.096	267.739	269.013
Logs, bolts, timber, pulpwood and wood chips.....	08	51		268.893	268.769	269.096	267.739	269.013
Logs, bolts, timber, pulpwood and wood chips.....	08	5105	12/11	114.898	114.845	114.985	114.405	114.950
Logs, bolts, timber and pulpwood.....	08	510502	12/11	112.939	112.905	112.931	112.407	113.520
Wood chips, excluding field chips.....	08	510505	12/11	119.019	118.893	119.499	118.709	116.861
Prefabricated wood buildings & components.....	08	6	12/84	381.585	382.154	383.165	380.642	381.129
Prefabricated wood buildings & components.....	08	61	12/84	381.585	382.154	383.165	380.642	381.129
Prefabricated wood buildings and components.....	08	6101	12/84	381.585	382.154	383.165	380.642	381.129
Prefabricated stationary wood buildings, components (not sold as complete units).....	08	610101	12/84	208.068	206.825	206.438	206.438	206.438
Prefabricated stationary wood buildings, precut packages (complete units).....	08	610102	12/84	517.484	519.301	525.809	525.626	526.744
Prefabricated stationary wood buildings, shipped in panel form (complete units).....	08	610103	12/84	586.640	588.190	588.376	589.053	590.333
Prefabricated stationary wood buildings, shipped in three-dimensional assemblies.....	08	610104	12/84	410.206	410.580	410.580	401.704	401.704
Prefabricated stationary wood buildings, three-dimensional assemblies, residential.....	08	6101041	12/11	194.374	194.571	194.571	189.910	189.910
Prefabricated stationary wood buildings, three-dimensional assemblies, nonresidential.....	08	6101042	12/11	181.627	181.629	181.629	181.629	181.629
Treated wood and contract wood preserving.....	08	7	06/85	285.016	284.102	280.960	284.161	284.666
Treated wood and contract wood preserving.....	08	71	06/85	285.016	284.102	280.960	284.161	284.666
Treated wood.....	08	7101	06/85	291.293	290.317	287.033	290.423	290.962
Wood poles, piles, and posts owned and treated by the same establishment.....	08	710101	06/85	431.455	434.005	427.098	430.911	436.620
Other wood products owned and treated by the same establishment.....	08	710102	06/85	245.276	241.662	240.325	244.024	241.046
Contract wood preservation.....	08	7102	06/85	224.271	224.274	223.101	223.513	223.513
Receipts for treating wood owned by others w/ arsenical chemicals, creosote, & other chemicals.....	08	710201	06/85	224.271	224.274	223.101	223.513	223.513
Pulp, paper, and allied products.....	09	—		333.421	333.905	332.652	332.436	332.093
Pulp, paper, and prod., ex. bldg. paper.....	09	1		289.106	288.726	286.889	285.826	284.670
Wood pulp.....	09	11		237.568	224.401	198.360	200.995	197.199
Wood pulp.....	09	1105	06/06	164.928	155.788	137.709	139.538	136.903
Wood pulp.....	09	110501	06/06	164.928	155.788	137.709	139.538	136.903
Special alpha and dissolving wood pulp, incl. sulfite and sulfate and other wood pulp.....	09	1105012	12/11	122.626	114.935	99.598	101.887	99.670
All other miscellaneous pulp, other than wood, and pulp mill byproducts incl. turpentine.....	09	1105017	12/07	207.852	207.852	209.489	199.823	199.823
Recyclable paper.....	09	12		205.350	210.651	214.663	213.831	217.748
News and other low grade recyclable paper.....	09	1201		176.481	177.792	178.296	175.868	162.390
News and other low grade recyclable paper.....	09	120125	06/06	79.675	80.267	80.494	79.398	73.313
Corrugated recyclable paper.....	09	1203		176.162	183.670	195.359	199.350	209.128
Corrugated recyclable paper.....	09	120325	06/06	60.511	63.090	67.105	68.476	71.834
High grade recyclable paper (including pulp substitutes and deinking).....	09	1207	12/86	142.364	140.741	127.050	117.086	111.074
High grade recyclable (including pulp substitutes and deinking).....	09	120725	06/06	107.034	105.814	95.521	88.029	83.510
Paper.....	09	13		251.521	250.079	249.435	247.394	247.416
Writing and printing papers.....	09	1301		248.048	248.346	246.814	243.278	245.479
Bleached bristol, clay-coated, uncoated, and industrial converted paper.....	09	130119	12/11	133.330	133.355	132.483	130.214	131.441
Printing paper, coated at establishments other than where paper was produced.....	09	130120	12/11	131.294	131.294	—	—	—
Newsprint.....	09	1302		172.075	168.866	166.083	166.083	166.083
Newsprint.....	09	130291		172.075	168.866	166.083	166.083	166.083
Packaging and industrial converting paper.....	09	1303		316.476	312.617	313.090	311.665	308.920

See footnotes at end of table.

Table 9. Producer price indexes for commodity and service groupings and individual items, not seasonally adjusted — Continued
 [August 2023, Index base 1982=100, unless otherwise indicated]

Title	Commodity code		Other index base	Unadjusted index ¹				
	Group code	Item code		Apr. 2023	May 2023 ^P	June 2023 ^P	July 2023 ^P	Aug. 2023 ^P
Coated and laminated single and multi-web paper.....	09	130321	12/87	278.239	272.195	272.112	271.901	271.901
Single-web paper, rolls and sheets, including waxed, for flexible packaging uses.....	09	1303211	12/11	166.454	166.454	166.454	166.454	166.454
Multiweb laminated rolls and sheets, except foil, for flexible packaging uses.....	09	1303213	12/11	143.941	137.673	137.587	137.368	137.368
Coated and laminated single and multi-web film.....	09	130322	12/87	251.785	249.640	250.829	249.195	246.712
Single-web film, rolls, and sheets, including coextruded, for flexible packaging uses.....	09	130322A	01/19	125.724	125.165	124.886	124.417	124.258
Single-web film, rolls, and sheets for flexible packaging uses.....	09	130322A1	12/11	138.370	137.714	137.661	137.376	137.376
Coextruded single-web film, for flexible packaging uses.....	09	130322A2	12/11	134.351	133.926	132.558	131.088	130.187
All other coated and processed papers.....	09	1305	12/82	261.443	258.341	258.645	261.693	259.650
Converted foil for nonpackaging applications.....	09	130505	06/13	121.419	121.419	121.419	121.419	121.419
Other coated and processed papers, except for packaging uses.....	09	130506	06/13	124.046	122.165	122.350	124.198	122.959
Paperboard.....	09	14		345.144	344.657	343.594	340.473	339.125
Corrugated paperboard in sheets and rolls, lined and unlined.....	09	1405		331.834	329.148	333.979	329.499	329.348
Corrugated paperboard in sheets and rolls, lined and unlined.....	09	140551		331.834	329.148	333.979	329.499	329.348
Paperboard, excluding corrugated paperboard in sheets and rolls.....	09	1411	12/82	368.898	368.900	366.385	363.397	361.687
Recycled paperboard.....	09	141105	12/82	406.755	406.765	397.730	390.711	389.893
Unbleached kraft packaging and industrial converting paperboard.....	09	141107	12/99	223.260	223.260	223.101	221.283	221.283
Bleached packaging and industrial converting paperboard.....	09	141112	05/21	130.842	130.842	130.842	130.842	128.166
Converted paper and paperboard products.....	09	15		307.873	308.576	307.384	307.059	305.245
Sanitary paper products, including stock.....	09	1501		222.472	223.277	224.013	224.066	222.540
Sanitary paper products, including stock.....	09	150123	12/99	154.383	154.942	155.453	155.490	154.431
Sanitary tissue paper products, made in paper mills.....	09	1501233	12/07	136.231	137.056	136.706	136.433	136.163
Disposable diapers and similar disposable products, purchased sanitary paper stock and wadding.....	09	1501234	12/07	123.291	123.291	123.291	123.291	123.291
Sanitary tissue paper products, made from purchased sanitary paper stock or wadding.....	09	1501235	12/07	145.912	146.005	149.071	149.960	146.292
Paper, plastic, and foil bags.....	09	1502		355.233	354.884	354.813	354.965	354.258
Uncoated single-web paper grocers' bags and sacks and variety and shopping bags.....	09	150214	12/83	453.783	461.539	461.539	462.514	462.514
Specialty bags, pouches and liners.....	09	150216	12/83	284.427	283.682	283.617	283.704	283.054
Plastics, foil, and coated paper bags.....	09	1502161	12/10	154.991	154.987	155.165	155.019	154.951
Specialty bags, pouches, and liners, multiweb laminations and foil, except film-film.....	09	15021612	06/13	151.229	151.220	151.561	151.282	151.153
Single-web film specialty bags, pouches, and liners.....	09	1502162	12/10	139.100	138.691	138.634	138.707	138.395
Polyethylene grocery and variety bags and pouches.....	09	15021621	12/11	123.923	120.925	120.925	120.757	120.909
Polyethylene refuse bags.....	09	15021622	12/11	130.294	131.175	131.175	130.932	130.270
Other polyethylene bags, pouches, and liners.....	09	15021625	12/11	146.518	146.613	146.422	146.946	146.324
Coextruded single-web film specialty bags, pouches, & liners.....	09	15021626	06/13	141.366	141.366	141.366	141.366	141.136
Multiweb film/film combination specialty bags, pouches and liners.....	09	1502163	12/10	140.795	140.353	140.353	139.898	137.475
Paper boxes and containers.....	09	1503		350.972	353.025	349.127	348.111	345.610
Corrugated shipping containers.....	09	150301	06/87	335.973	335.659	329.646	328.215	324.283
Corrugated shipping containers for food and beverages and carryout boxes for retail food.....	09	1503011	12/09	163.197	163.128	162.747	162.038	158.587
Corrugated shipping containers for paper and allied products.....	09	1503012	12/09	173.329	172.539	157.381	156.072	152.307
Corrugated shipping containers for metal and electrical machinery.....	09	1503013	12/09	196.504	196.469	195.982	195.172	195.109
Corrugated shipping containers for all other end uses.....	09	1503014	12/09	170.802	170.784	169.343	168.879	168.661
Setup (rigid) paperboard boxes.....	09	150322	12/83	499.389	500.482	501.636	501.636	501.636
Folding paperboard boxes, packaging, and packaging components.....	09	150336	12/04	158.859	161.816	161.839	161.711	161.792
Folding paperboard boxes, packaging, and packaging components.....	09	15033601	12/11	145.513	148.221	148.242	148.124	148.199
Paperboard fiber drums with ends of any material.....	09	150337		533.819	535.209	535.614	535.608	548.963
Other corrugated and solid fiber products, including containers, pallets, pads, etc.....	09	1504		437.057	435.450	435.180	433.803	431.652
Other corrugated and solid fiber products, including containers, pallets, pads, etc.....	09	150441		607.823	605.588	605.212	603.296	600.306
Office supplies and accessories.....	09	1506		269.973	267.442	267.117	267.871	266.130
Envelopes.....	09	150636	12/84	254.093	254.035	251.787	252.388	251.698
Die-cut paper and paperboard office supplies.....	09	150646	12/03	280.310	280.306	280.303	280.303	280.303
Paper supplies for business machines and other misc. unprinted office supplies.....	09	150655	06/90	267.570	256.883	258.135	261.091	253.815
Tablets, pads, and related products.....	09	150657	12/11	142.493	142.493	143.721	143.721	143.721
Fiber cans, tubes, and similar fiber products.....	09	1507		492.100	492.813	492.308	493.852	494.252
Fiber cans, all fiber and composite.....	09	150731	12/09	187.554	188.691	188.879	190.687	191.154
Fiber cores and tubes.....	09	150732	12/09	189.823	189.668	189.270	189.270	189.270
Paperboard cones, reels, spools, bobbins, blocks, and all vulcanized fiber products.....	09	150733	12/09	168.898	168.898	168.898	168.898	168.898
Molded pulp goods, including egg cartons, florists pots, food trays, etc.....	09	1508	06/85	282.329	280.594	281.173	278.844	279.048
Molded pulp goods, including egg cartons, florists pots, food trays, etc.....	09	150814	06/90	245.737	244.228	244.731	242.704	242.882
Miscellaneous converted paper and paperboard products.....	09	1509	12/84	256.472	255.626	255.633	255.776	254.557
Pasted, lined, laminated, or surface-coated paperboard.....	09	150901	12/84	334.363	334.363	334.363	334.363	334.363

See footnotes at end of table.

Table 9. Producer price indexes for commodity and service groupings and individual items, not seasonally adjusted — Continued
 [August 2023, Index base 1982=100, unless otherwise indicated]

Title	Commodity code		Other index base	Unadjusted index ¹				
	Group code	Item code		Apr. 2023	May 2023 ^P	June 2023 ^P	July 2023 ^P	Aug. 2023 ^P
Wallcoverings.....	09	150902	06/85	191.913	191.913	192.634	192.634	192.634
Other sanitary paper products & misc. converted paper & paperboard products.....	09	150999	12/84	253.288	252.238	252.207	252.385	250.871
Miscellaneous converted paper and paperboard products.....	09	1509992	06/10	157.390	156.405	156.377	156.543	155.123
Pressure-sensitive products.....	09	16	12/82	245.623	246.658	247.475	246.002	246.223
Pressure-sensitive products.....	09	1601	12/82	245.623	246.658	247.475	246.002	246.223
Pressure-sensitive products.....	09	160101	12/82	245.120	246.153	246.968	245.498	245.720
Building paper & building board mill prods.....	09	2		295.780	313.798	321.371	340.786	355.023
Hardboard, particleboard & fiberboard prods.....	09	22		279.032	296.030	303.175	321.490	334.921
Particleboard and fiberboard.....	09	2201		286.603	304.936	312.609	332.277	346.699
Particleboard made from particleboard produced at the same location...	09	220125	12/82	375.089	370.606	373.094	373.656	373.656
Prefinished particleboard and medium density fiberboard (MDF) made from purchased materials.....	09	220141	12/02	270.077	260.163	260.217	260.217	—
Hardboard products.....	09	2202	06/84	242.142	240.636	240.636	240.636	240.636
Hardboard products.....	09	220206	12/11	184.594	183.446	183.446	183.446	183.446
Publications, printed matter and printing material.....	09	4	06/09	142.389	142.769	142.782	142.863	143.118
Books printing.....	09	44	12/83	281.451	280.764	280.656	282.823	279.802
Books printing.....	09	4401	12/83	281.451	280.764	280.656	282.823	279.802
Books printing.....	09	440114	06/05	179.104	178.667	178.598	179.977	178.054
Textbook printing and binding.....	09	4401141	12/11	162.579	161.058	161.052	161.052	160.578
Technical, scientific, & professional book printing & binding.....	09	4401143	12/11	151.573	151.229	151.226	149.772	149.415
Religious book printing and binding.....	09	4401145	12/11	166.080	165.474	165.426	166.102	163.368
General book (trade, etc.) printing and binding.....	09	4401147	12/11	221.698	221.698	221.525	226.002	221.264
Other book and pamphlet printing and binding.....	09	440114E	12/11	118.337	118.283	118.261	118.261	118.261
Manifold business forms printing.....	09	45	12/83	422.097	422.097	422.097	422.097	422.097
Manifold business forms printing.....	09	4501	12/83	422.097	422.097	422.097	422.097	422.097
Manifold business forms printing, excluding checkbooks.....	09	450105	09/18	114.289	114.289	114.289	114.289	114.289
Commercial printing.....	09	47	06/82	231.009	231.774	231.774	231.827	232.406
Magazine and periodical printing.....	09	4701	06/82	171.428	171.428	171.428	170.653	170.653
Magazine and periodical printing (lithographic).....	09	470102	06/82	182.433	182.433	182.433	181.609	181.609
Label and wrapper printing for packaging.....	09	4702	06/82	259.357	259.152	259.152	259.152	259.152
Label and wrapper printing (lithographic).....	09	470202	06/82	176.277	176.277	176.277	176.277	176.277
Label and wrapper printing (flexographic).....	09	470205	12/08	162.776	163.015	163.015	163.015	163.015
Catalog and directory printing.....	09	4703	06/82	159.138	159.138	159.138	158.881	158.881
Catalog and directory printing (lithographic).....	09	470302	06/82	173.227	173.227	173.227	172.947	172.947
Advertising printing.....	09	4705	06/82	187.100	187.183	187.183	187.585	187.585
Advertising printing (lithographic).....	09	470506	06/82	183.896	183.979	183.979	184.382	184.382
Other general job printing.....	09	4706	06/82	298.480	305.446	305.446	305.016	305.016
Quick printing.....	09	470604	12/08	125.788	125.788	125.788	125.788	125.788
Other commercial and general job printing.....	09	470609	06/82	299.697	307.803	307.803	307.303	307.303
Other commercial and general job printing (lithographic).....	09	4706091	06/09	135.677	139.668	139.668	139.422	139.422
All other commercial and general job printing.....	09	4706094	09/18	128.850	128.850	128.850	128.850	128.850
Other commercial printing, incl. screen, engraving, digital, & general job exc. labels/wrappers.....	09	4711	12/88	199.144	199.166	199.166	199.420	200.870
Commercial screen printing, excluding on garments, apparel accessories, & other fabric articles.....	09	471101	06/82	183.197	183.197	183.197	183.197	183.150
Screen printing (excluding on textiles, apparel, apparel accessories, and labels).....	09	4711012	06/09	130.419	130.419	130.419	130.419	130.386
Other commercial and general job screen printing.....	09	47110123	06/10	130.187	130.187	130.187	130.187	130.091
Digital printing.....	09	471103	12/88	151.848	151.870	151.870	152.123	153.573
Blankbooks, binders, and bookbinding work.....	09	48	06/85	339.954	339.467	340.507	339.692	339.823
Tradebinding and related work.....	09	4802	12/85	217.114	216.608	217.687	216.842	216.978
Miscellaneous binding and postpress work, incl. collating, perforating, folding, gluing, etc.....	09	480203	12/11	135.484	135.133	135.045	133.810	133.810
Softcover, pamphlet, sample book, and other binding of books and materials printed elsewhere.....	09	480204	12/11	143.800	143.177	145.409	145.722	145.722
Services for the printing trade.....	09	49	06/85	112.772	112.772	112.772	112.772	113.932
Prepress services, including platemaking.....	09	4905	12/03	100.601	100.601	100.601	100.601	101.636
Prepress services, excl. platemaking (incl. film, assembled flats, color sep., typesetting, etc.).....	09	490501	12/03	98.838	98.838	98.838	—	99.629
Printing plates and cylinders, prepared for printing (excl. blank plates and blank cylinders).....	09	490502	12/03	107.956	107.956	107.956	107.956	109.438
Metals and metal products.....	10	—		316.947	318.815	315.449	310.970	310.279
Iron and steel.....	10	1		347.827	355.530	347.178	334.668	335.760
Iron ores.....	10	11		220.056	206.001	206.577	205.071	205.071
Iron ores.....	10	1105	12/97	231.250	216.480	217.086	215.503	215.503
Iron ores.....	10	110555	12/97	231.250	216.480	217.086	215.503	215.503

See footnotes at end of table.

Table 9. Producer price indexes for commodity and service groupings and individual items, not seasonally adjusted — Continued
 [August 2023, Index base 1982=100, unless otherwise indicated]

Title	Commodity code		Other index base	Unadjusted index ¹				
	Group code	Item code		Apr. 2023	May 2023 ^P	June 2023 ^P	July 2023 ^P	Aug. 2023 ^P
Iron and steel scrap.....	10	12		651.118	612.991	541.367	533.822	556.201
Carbon steel scrap.....	10	1211	12/86	606.297	568.340	500.989	492.748	513.698
Heavy melting scrap.....	10	121191	06/96	341.640	309.294	280.657	279.464	302.461
Carbon steel scrap bundles.....	10	121192	06/96	356.932	345.847	309.355	291.174	288.900
Shredded carbon steel scrap.....	10	121193	06/96	295.743	287.773	247.935	239.050	244.132
Cut plate and structural scrap.....	10	121194	06/96	334.829	305.212	281.463	279.197	290.879
Other carbon steel scrap.....	10	121195	06/96	253.979	195.967	—	—	—
Stainless and other alloy steel scrap.....	10	1212	12/86	463.533	472.325	427.204	440.332	468.866
Stainless and other alloy steel scrap.....	10	121208	06/96	300.318	306.014	276.781	285.286	303.773
Cast iron scrap.....	10	1213	12/86	353.317	319.821	289.505	274.458	274.062
Cast iron scrap.....	10	121308	06/96	275.068	248.990	225.388	213.674	213.365
Other ferrous scrap.....	10	1215	06/06	123.329	117.179	99.916	101.282	—
Other ferrous scrap.....	10	121501	06/06	123.329	117.179	99.916	101.282	—
Foundry and forge shop products.....	10	15		282.650	281.830	281.406	279.014	279.068
Pressure and soil pipe & fittings, cast iron.....	10	1502		591.049	590.734	590.734	594.563	584.533
Pressure pipe & fittings, cast iron.....	10	15021	12/11	143.076	142.951	142.951	144.474	140.484
Pressure pipe & fittings, ductile iron.....	10	150211		423.385	423.385	423.385	428.689	415.791
Other gray and ductile iron castings.....	10	1504		270.928	270.684	270.773	270.805	269.649
Ductile iron castings (excluding pressure pipe & fittings).....	10	150413	12/03	194.409	194.694	195.186	194.227	193.888
Ductile iron castings for automotive uses.....	10	1504131	06/12	112.422	112.486	112.584	111.949	111.899
Ductile iron castings for all other uses.....	10	1504132	06/12	142.563	142.845	143.344	142.701	142.344
Gray iron castings (excluding soil & pressure pipe & fittings).....	10	150419	12/11	139.461	138.863	138.471	139.494	138.390
Steel investment castings.....	10	1506		324.047	324.047	324.047	317.547	317.547
Steel investment castings.....	10	150624	12/03	184.976	184.976	184.976	181.266	181.266
Carbon steel castings, except investment.....	10	1507		290.296	290.233	290.814	290.694	290.694
Carbon steel castings, except investment.....	10	150701	12/03	196.491	196.448	196.842	196.760	196.760
High alloy steel castings, excluding investment.....	10	1508		395.791	395.587	395.587	395.587	—
High alloy steel castings, excluding investment.....	10	150801	12/03	290.742	290.591	290.591	290.591	—
Other alloy steel castings, except investment.....	10	1509		268.425	268.932	271.052	270.952	293.423
Other alloy steel castings, except investment.....	10	150901	12/03	192.282	192.645	194.163	194.092	210.189
Other forge shop products.....	10	1513	06/82	208.454	206.716	205.429	201.791	201.365
Closed die forgings, ferrous.....	10	151359	06/98	152.645	151.843	150.877	147.286	146.909
Hot impression die impact, press and upset steel forgings.....	10	15135912	12/17	124.798	124.078	123.483	120.544	120.236
Hot impression die impact, press, and upset carbon steel forgings.....	10	151359121	12/17	—	—	—	111.792	111.772
Hot impression die impact, press, & upset alloy steel forgings, except stainless and high temp.....	10	151359122	12/17	129.132	127.297	125.582	124.393	123.709
Steel mill products.....	10	17		329.705	347.222	345.806	329.651	327.938
Semifinished steel mill products.....	10	1702	06/82	456.814	461.285	459.881	453.436	452.919
Hot rolled steel bars, plates, and structural shapes.....	10	1704	06/82	298.216	305.393	303.550	297.228	299.669
Hot rolled steel bars, plates, & structural shapes, alloy.....	10	170406	12/10	147.470	147.437	145.991	144.023	148.887
Hot rolled steel bars, plates, and structural shapes, carbon.....	10	170410	12/17	171.487	176.024	174.985	171.073	172.382
Steel wire.....	10	1705	06/82	417.201	411.929	407.659	397.491	393.304
Steel wire, carbon.....	10	170501	12/03	365.428	367.238	364.997	356.585	351.981
Steel wire, stainless steel.....	10	170502	12/10	195.105	177.903	175.344	175.300	—
Steel pipe and tube.....	10	1706	06/82	425.752	428.310	407.478	395.910	389.596
Steel pipe and tube, carbon.....	10	170652	12/17	180.222	184.117	173.496	168.177	166.637
Steel pipe and tube, stainless steel.....	10	170674	12/10	154.883	151.329	149.773	148.257	143.964
Cold rolled steel sheet and strip.....	10	1707	06/82	377.689	396.966	409.487	396.537	389.174
Cold rolled steel sheet and strip.....	10	170710	06/82	377.689	396.966	409.487	396.537	389.174
Cold finished steel bars and bar shapes.....	10	1708	06/82	280.076	285.451	280.959	278.073	270.979
Cold finished steel bars and bar shapes.....	10	170810	12/17	146.199	149.005	146.660	145.153	141.450
Electrometallurgical ferroalloy products.....	10	1712	12/17	146.902	141.295	136.848	134.159	132.196
Electrometallurgical ferroalloy products.....	10	171201	12/17	146.902	141.295	136.848	134.159	132.196
Nonferrous metals.....	10	2		334.946	334.482	328.941	323.996	321.303
Nonferrous metal ores.....	10	21	12/83	563.295	555.438	542.676	518.081	504.338
Other metal ores.....	10	2112	12/03	2,774.482	2,693.476	2,383.984	2,139.065	—
Other metal ores.....	10	211201	12/03	2,774.482	2,693.476	2,383.984	2,139.065	—
Primary nonferrous metals.....	10	22		238.684	245.748	245.230	250.284	236.060
Primary nonferrous metals.....	10	2201		244.570	251.809	251.277	256.457	241.881
Other nonferrous metals, unalloyed.....	10	220181	06/88	353.854	371.566	—	—	—
Nonferrous scrap.....	10	23		459.532	466.586	454.196	442.726	445.402
Copper base scrap.....	10	2301		621.739	604.814	607.693	607.231	600.347
No. 1 copper scrap, including wire.....	10	230101	12/86	511.708	495.118	498.933	495.788	491.501
No. 2 copper scrap, including wire.....	10	230102	12/86	849.694	814.389	813.808	815.757	808.137
Yellow brass scrap.....	10	230103	12/86	696.301	671.780	676.706	684.162	670.290
Aluminum base scrap.....	10	2302		247.480	250.869	253.660	248.272	253.201
Used beverage can scrap.....	10	230205	12/86	212.334	201.996	193.729	180.223	182.790

See footnotes at end of table.

Table 9. Producer price indexes for commodity and service groupings and individual items, not seasonally adjusted — Continued
 [August 2023, Index base 1982=100, unless otherwise indicated]

Title	Commodity code		Other index base	Unadjusted index ¹				
	Group code	Item code		Apr. 2023	May 2023 ^P	June 2023 ^P	July 2023 ^P	Aug. 2023 ^P
Other old aluminum base scrap.....	10	230206	12/86	191.887	—	—	—	—
Other nonferrous scrap (including lead, zinc and precious metals).....	10	2303		473.821	502.763	457.431	432.389	437.030
Other nonferrous scrap (including lead, zinc and precious metals).....	10	230309	06/06	202.640	215.018	195.630	184.921	186.906
Secondary nonferrous metals.....	10	24		329.565	328.024	320.338	316.401	311.858
Secondary aluminum.....	10	2402		289.348	287.279	283.151	276.887	271.586
Secondary aluminum.....	10	240229	06/97	180.073	178.785	176.216	172.318	169.019
Secondary copper, alloyed and unalloyed.....	10	2403		706.054	708.532	699.075	716.991	714.115
Secondary copper, alloyed and unalloyed.....	10	240339	06/97	462.656	464.280	458.083	469.823	467.939
Secondary precious metals.....	10	2406		409.526	412.762	400.261	394.492	389.165
Secondary precious metals.....	10	240669	06/97	485.588	489.425	474.602	467.761	461.445
All other miscellaneous secondary nonferrous metals, including lead and zinc.....	10	2408	06/11	102.684	100.859	96.112	95.843	95.102
All other miscellaneous secondary nonferrous metals, including lead and zinc.....	10	240801	06/11	102.684	100.859	96.112	95.843	95.102
Nonferrous mill shapes.....	10	25		274.137	273.237	270.249	267.400	266.256
Aluminum mill shapes.....	10	2501		235.988	236.986	234.691	231.554	228.421
Aluminum sheet and strip.....	10	250105	12/03	143.401	144.993	142.821	139.651	137.042
Extruded aluminum shapes, including rod, bar, and wire.....	10	250162	12/04	165.168	165.275	163.861	161.870	159.913
Copper and brass mill shapes.....	10	2502		595.904	582.577	571.262	570.959	579.277
Copper and copper alloy sheet, strip and plate.....	10	250237	12/03	306.323	302.214	302.230	302.356	—
Copper and copper alloy rod, bar and shapes.....	10	250238	12/03	355.377	346.370	339.725	340.347	349.498
Copper and copper alloy pipe and tube.....	10	250239	06/04	372.131	363.407	349.937	347.560	351.920
Nickel and nickel-base alloy mill shapes.....	10	2504		237.847	234.497	233.373	221.673	218.887
Nickel and nickel-base alloy mill shapes.....	10	250466	12/03	172.822	170.388	169.571	161.070	159.045
Titanium and titanium-base alloy mill shapes.....	10	2505		208.772	207.932	207.932	207.932	210.026
Titanium and titanium-base alloy mill shapes.....	10	250505	12/03	185.711	184.964	184.964	184.964	186.827
Other nonferrous mill shapes.....	10	2519		257.817	263.881	264.127	262.063	261.638
All other nonferrous metal mill shapes, except precious metal.....	10	251935	12/03	236.065	243.921	244.241	241.566	241.015
Nonferrous wire and cable.....	10	26		361.045	355.301	349.115	349.709	353.038
Nonferrous wire and cable.....	10	2603	12/82	370.341	364.449	358.103	358.713	362.127
Electronic wire and cable.....	10	260301	12/82	330.018	329.443	319.817	319.520	319.520
Copper wire and cable.....	10	260314	12/86	401.438	390.128	379.556	378.233	378.790
Power wire and cable.....	10	260332	06/04	406.272	405.338	408.616	421.298	445.549
Fiber optic cable.....	10	260333	12/88	70.259	70.469	70.469	70.469	70.469
Other wire and cable.....	10	260398	06/04	214.522	216.987	215.170	213.686	216.494
Nonferrous forge shop products.....	10	27	12/83	209.359	211.942	211.934	212.930	212.930
Nonferrous forge shop products.....	10	2701	12/83	209.359	211.942	211.934	212.930	212.930
Nonferrous forge shop products.....	10	270111	12/83	210.354	212.950	212.942	213.943	213.943
Hot impression die, impact, press and upset aluminum and other nonferrous forgings.....	10	27011111	12/07	124.521	126.217	126.212	126.865	126.865
Hot impression die, impact, press and upset aluminum and aluminum alloy forgings.....	10	270111111	12/07	131.516	131.514	131.504	131.355	131.355
Hot impression die, impact, press and upset titanium and titanium alloy forgings.....	10	270111112	12/07	115.035	118.836	118.836	120.371	120.371
Other nonferrous hot impression die impact, press, and upset forgings.....	10	270111113	12/07	129.538	129.538	129.538	130.314	130.314
Nonferrous foundry shop products.....	10	28		278.972	278.920	277.839	277.409	277.327
Aluminum castings.....	10	2802		233.297	233.410	233.281	233.057	232.943
Aluminum die-castings.....	10	280207	06/83	197.422	196.922	196.657	196.349	195.742
Aluminum castings, excluding die-castings.....	10	280208	05/18	132.540	133.296	133.405	133.415	133.944
Castings, nonferrous (except aluminum).....	10	2807	12/11	146.187	145.970	144.415	144.017	144.033
Castings, nonferrous (except aluminum).....	10	280701	12/11	146.187	145.970	144.415	144.017	144.033
Nonferrous die-castings (except aluminum).....	10	2807011	12/11	138.476	137.834	136.386	136.154	135.778
Copper base castings (excluding die-castings).....	10	2807013	12/11	137.305	137.349	134.611	133.777	134.182
Metal containers.....	10	3		231.090	231.728	231.547	231.562	227.846
Metal cans and can components.....	10	31		208.963	208.963	208.846	208.577	204.157
Steel cans and tinware end products.....	10	3102		324.107	324.107	323.683	323.683	323.683
Steel cans and tinware end products.....	10	310231	12/01	254.064	254.064	253.731	253.731	253.731
Aluminum cans and can components.....	10	3103		149.032	149.032	149.021	148.704	143.473
Aluminum cans and can components.....	10	310331	12/01	175.822	175.822	175.810	175.435	169.265
Barrels, drums, pails and other metal containers.....	10	32		439.052	445.710	444.935	447.620	450.574
Barrels, drums, pails and other metal containers.....	10	3201		439.052	445.710	444.935	447.620	450.574
Steel shipping barrels and drums (excl. beer barrels) (more than 12-gallon capacity).....	10	320106	12/11	158.785	166.922	165.851	169.549	—
All other metal containers.....	10	320107	12/11	184.436	184.436	184.439	184.439	182.546
Hardware.....	10	4		286.051	286.094	286.659	286.866	286.746
Hardware, n.e.c.....	10	41		288.003	287.926	287.802	287.992	287.930

See footnotes at end of table.

Table 9. Producer price indexes for commodity and service groupings and individual items, not seasonally adjusted — Continued
 [August 2023, Index base 1982=100, unless otherwise indicated]

Title	Commodity code		Other index base	Unadjusted index ¹				
	Group code	Item code		Apr. 2023	May 2023 ^P	June 2023 ^P	July 2023 ^P	Aug. 2023 ^P
Builders' hardware.....	10	4101		336.476	336.476	336.476	336.476	336.476
Builders' hardware (lock units, key blanks, door & window hardware, cabinet hardware, etc.).....	10	410104	06/07	169.563	169.563	169.563	169.563	169.563
Transportation equipment hardware.....	10	4103		203.002	203.002	203.002	203.393	203.393
Motor vehicle hardware.....	10	410311	06/85	169.768	169.768	169.768	169.768	169.768
Other transportation equipment hardware, incl. marine & aircraft (excl. motor vehicle hardware).....	10	410341	06/85	609.551	609.551	609.551	615.499	615.499
Furniture hardware.....	10	4104		323.384	321.993	320.609	320.609	320.047
Furniture hardware.....	10	410411	06/85	288.903	287.660	286.423	286.423	285.921
Other miscellaneous hardware.....	10	4105	06/85	459.836	459.670	458.752	458.989	458.422
Other miscellaneous hardware.....	10	410502	12/03	325.344	325.227	324.578	324.745	324.344
Hand and edge tools.....	10	42		291.051	291.345	293.361	293.610	293.366
Hand and edge tools.....	10	4201		291.051	291.345	293.361	293.610	293.366
Mechanics hand service tools.....	10	420135	06/06	145.240	145.921	145.802	146.380	145.816
Edge tools, hand operated.....	10	420145	06/06	176.311	176.311	176.311	176.311	176.311
All other misc handtools, including cutting dies, machine & power-driven (except metal cutting).....	10	420155	06/06	149.770	149.770	149.770	149.770	149.770
Plumbing fixtures and fittings.....	10	5		333.541	335.272	334.907	335.447	335.476
Plumbing fixture fittings and trim.....	10	54		394.728	395.136	395.136	395.136	395.136
Plumbing fixtures, fittings, and trim.....	10	5402		394.563	394.971	394.971	394.971	394.971
Lavatory and sink fittings.....	10	540218	06/98	203.488	204.550	204.550	204.550	204.550
Miscellaneous plumbing fixtures, fittings, and trim.....	10	540223	06/83	397.862	397.862	397.862	397.862	397.862
Enameled iron & metal sanitary ware.....	10	56	12/86	279.447	289.214	286.796	290.374	290.568
Enameled iron and metal sanitary ware.....	10	5601	12/86	279.447	289.214	286.796	290.374	290.568
Enameled iron and metal sanitary ware.....	10	560102	12/03	199.420	206.390	204.665	207.218	207.356
Heating equipment.....	10	6		389.663	388.507	389.229	389.478	390.290
Steam and hot water equipment.....	10	61		428.506	428.506	428.506	428.506	428.506
Steam and hot water equipment.....	10	6101		428.506	428.506	428.506	428.506	428.506
Cast iron heating boilers, radiators and convectors.....	10	610106	06/99	289.688	289.688	289.688	289.688	289.688
Furnaces and heaters, including parts.....	10	62		300.056	297.836	298.933	299.560	301.198
Furnaces and heaters, including parts.....	10	6201		300.056	297.836	298.933	299.560	301.198
Furnaces and heaters, including parts.....	10	620146	12/03	198.335	196.867	197.592	198.007	199.090
Warm air furnaces, including parts.....	10	6201461	12/09	175.376	173.569	174.462	174.005	173.244
Warm air furnaces.....	10	62014611	12/09	172.249	170.403	171.315	170.848	170.071
Floor and wall furnaces, unit heaters, infrared heaters, & mechanical stokers, including parts.....	10	6201462	12/09	153.556	153.556	153.556	155.715	160.387
Other heating equipment, non-electric, including parts.....	10	63		368.621	368.504	369.219	368.913	368.815
Other heating equipment, non-electric, including parts.....	10	6301		368.621	368.504	369.219	368.913	368.815
Other heating equipment, non-electric, including parts.....	10	630161	06/99	228.812	228.739	229.183	228.993	228.932
Domestic heating stoves.....	10	64		276.239	276.239	276.239	276.239	276.239
Domestic heating stoves.....	10	6401		276.239	276.239	276.239	276.239	276.239
Domestic heating stoves.....	10	640141	06/99	217.515	217.515	217.515	217.515	217.515
Domestic water heaters.....	10	66		570.610	570.610	570.610	570.610	570.610
Domestic water heaters.....	10	6601		570.610	570.610	570.610	570.610	570.610
Household water heaters, electric, for permanent installation.....	10	660101		564.318	564.318	564.318	564.318	564.318
Household water heaters, except electric.....	10	660114	12/00	347.673	347.673	347.673	347.673	347.673
Fabricated structural metal products.....	10	7		367.371	366.112	366.348	366.472	366.762
Metal doors, sash, and trim.....	10	71		431.437	431.429	430.892	430.638	431.940
Metal doors and frames (except storm).....	10	7102	06/83	407.196	407.185	406.855	406.652	408.496
Metal doors and frames (except storm).....	10	710209	06/07	211.243	211.238	211.066	210.961	211.917
Metal windows (except storm sash).....	10	7103	06/83	406.220	406.220	404.795	404.170	404.159
Metal windows (except storm sash).....	10	710313	06/97	277.331	277.331	276.357	275.931	275.923
Metal molding and trim and store fronts.....	10	7104	06/83	1,057.012	1,056.979	1,055.711	1,055.672	1,055.672
Metal molding and trim and store fronts.....	10	710413	06/83	1,057.012	1,056.979	1,055.711	1,055.672	1,055.672
Metal combination screen, storm sash, and storm doors.....	10	7105	06/83	259.937	259.937	259.937	259.937	259.937
Metal combination screen, storm sash, and storm doors.....	10	710515	06/83	259.937	259.937	259.937	259.937	259.937
Metal window and door screens (except combination screens) and metal weather strip.....	10	7107	05/16	154.147	154.147	154.042	154.042	154.042
Metal window and door screens (except combination screens) and metal weather strip.....	10	710717	05/16	154.147	154.147	154.042	154.042	154.042
Metal tanks.....	10	72		324.170	324.589	324.886	324.855	324.810
Metal tanks.....	10	7201		324.170	324.589	324.886	324.855	324.810
Metal tanks, heavy gauge, including field-erected.....	10	720123		324.170	324.589	324.886	324.855	324.810
Sheet metal products.....	10	73		316.391	315.093	317.558	318.509	319.752
Sheet metal products.....	10	7301		316.391	315.093	317.558	318.509	319.752
Sheet metal air-conditioning ducts and stove pipe.....	10	730120	12/03	292.277	292.277	291.366	291.366	289.120

See footnotes at end of table.

Table 9. Producer price indexes for commodity and service groupings and individual items, not seasonally adjusted — Continued
 [August 2023, Index base 1982=100, unless otherwise indicated]

Title	Commodity code		Other index base	Unadjusted index ¹				
	Group code	Item code		Apr. 2023	May 2023 ^P	June 2023 ^P	July 2023 ^P	Aug. 2023 ^P
Sheet metal roofing and roof drainage equipment.....	10	730170	12/03	242.727	243.502	251.477	251.903	251.584
Sheet metal electronic enclosures.....	10	7301C	06/11	148.341	145.271	146.915	147.674	149.139
Steel sheet metal computer & peripheral equipment enclosures.....	10	7301C1	06/11	139.027	132.615	133.056	133.928	136.990
Aluminum sheet metal computer & peripheral equipment enclosures....	10	7301C2	06/11	167.715	167.715	178.602	179.127	179.100
Other sheet metal electronic enclosures (excl. computers).....	10	7301C3	06/11	139.375	139.369	139.655	140.286	140.292
Other sheet metal work.....	10	7301G	06/11	137.137	137.308	136.609	136.555	137.254
Aluminum and other sheet metal work.....	10	7301G3	06/11	130.122	130.411	127.154	127.063	128.239
Structural, architectural, and pre-engineered metal products.....	10	74		367.383	365.397	364.179	363.026	362.686
Fabricated structural metal.....	10	7405		369.530	367.860	368.529	368.217	368.227
Fabricated structural metal bar joists and concrete reinforcing bars.....	10	74051		362.727	362.138	362.944	365.246	364.019
Fabricated structural iron & steel for industrial bldgs metal bar joists, short span.....	10	740510	06/11	168.294	167.991	167.468	166.696	166.696
Fabricated structural iron & steel for commercial, residential, institutional, & public bldgs.....	10	740514	06/11	212.305	211.969	212.724	214.653	213.755
Other fabricated structural metal, including for bridges.....	10	74055	06/82	371.070	368.510	369.057	366.555	367.603
Fabricated structural metal for bridges.....	10	740553	12/07	170.631	162.394	165.303	156.240	161.739
Other fabricated structural iron and steel, aluminum, and other metals..	10	740554	12/07	174.491	173.981	173.977	173.578	173.578
Custom roll form products.....	10	7407		231.987	226.779	220.716	215.751	215.361
Custom roll form products.....	10	740775	06/90	219.021	214.104	208.380	203.693	203.324
Ornamental and architectural metal work.....	10	7408	12/83	522.088	522.655	522.196	521.723	521.001
Iron, steel, and aluminum stairs, staircases and fire escapes.....	10	740803	12/83	578.224	580.173	579.435	578.704	577.983
Steel and aluminum fences, gates (not wire), and railings and window guards.....	10	740813	12/97	291.366	291.366	291.164	289.692	289.553
Open metal flooring, grating and studs.....	10	740814	12/97	303.533	-	302.205	302.205	-
Other architectural and ornamental metal work.....	10	74082	12/97	301.303	301.273	301.303	301.303	301.303
Other aluminum and metal architectural and ornamental work.....	10	740821	12/08	208.258	208.258	208.258	208.258	208.258
Metal stalls and corrals.....	10	740824	05/17	144.775	144.775	144.775	144.775	-
Fabricated metal pipe, tube, and fittings.....	10	7411	12/11	146.340	145.990	143.910	143.853	143.051
Fabricated metal pipe, tube, and fittings.....	10	741151	12/11	146.340	145.990	143.910	143.853	143.051
Heat exchangers and steam condensers.....	10	75		416.619	416.619	416.619	422.142	423.066
Heat exchangers and steam condensers.....	10	7501		416.282	416.282	416.282	421.801	422.724
Heat exchangers and steam condensers (except for nuclear applications).....	10	750103		418.515	418.515	418.515	418.725	420.024
Fabricated steel plate.....	10	76		330.753	330.753	330.753	330.753	330.753
Fabricated steel plate.....	10	7601		330.753	330.753	330.753	330.753	330.753
Fabricated steel plate.....	10	760102	12/01	225.774	225.774	225.774	225.774	225.774
Prefabricated metal buildings.....	10	79		539.826	538.467	545.804	551.235	551.841
Prefabricated metal building systems (excl. farm service bldgs, residential bldgs, and parts).....	10	7901		578.777	578.777	578.770	585.989	583.861
Prefabricated metal building systems (excl. farm service bldgs, residential bldgs, and parts).....	10	790101	12/97	420.473	420.473	420.468	425.712	424.166
Farm service buildings and other prefabricated and portable buildings, steel and aluminum.....	10	7902		472.778	472.778	472.773	471.071	469.272
Farm service buildings and other prefabricated and portable buildings, steel and aluminum.....	10	790201	12/97	320.997	320.997	320.994	319.838	318.617
Panels, parts, and sections for prefabricated buildings, steel and aluminum.....	10	7903		383.507	376.696	413.098	417.417	428.900
Panels, parts, and sections for prefabricated buildings, steel and aluminum.....	10	790354		383.507	376.696	413.098	417.417	428.900
Miscellaneous metal products.....	10	8		224.529	224.619	225.348	225.753	224.637
Bolts, nuts, screws, rivets, and washers.....	10	81		303.144	305.633	307.505	309.924	308.687
Externally threaded fasteners, except aircraft types.....	10	8102	06/82	267.346	268.622	271.403	270.336	268.264
Hex bolts, including heavy, tap-and-joint.....	10	810206	06/82	203.295	207.693	208.976	210.201	211.069
Cap, set, machine, lag, flange, and self-locking screws, except aircraft types.....	10	810231		335.005	335.564	335.339	336.120	333.197
Other metal bolts, incl. square, round, plow, high-strength structural, and bent.....	10	810262	12/99	294.948	303.490	303.490	303.490	303.490
Other externally threaded metal fasteners, including studs, except aircraft types.....	10	810263	12/99	186.495	185.336	190.843	187.778	185.300
Internally threaded fasteners, except aircraft types.....	10	8103	06/82	152.904	152.978	154.846	154.604	154.336
Internally threaded fasteners, except aircraft types.....	10	810312	06/82	152.904	152.978	154.846	154.604	154.336
Nonthreaded metal fasteners, except aircraft types.....	10	8104	06/82	268.027	269.216	269.653	269.692	268.833
Nonthreaded metal fasteners, except aircraft types.....	10	810424	06/82	268.027	269.216	269.653	269.692	268.833
Aircraft fasteners, except plastics (including aerospace).....	10	8105	06/82	582.966	594.490	594.529	594.529	594.529
Aircraft fasteners, except plastics (including aerospace).....	10	810536	06/82	582.966	594.490	594.529	594.529	594.529
Formed products, except fasteners, made by cold-, warm-, or hot-heading processes.....	10	8106	06/82	253.009	253.009	253.009	-	-
Formed products, except fasteners, made by cold-, warm-, or hot-heading processes.....	10	810648	06/82	253.009	253.009	253.009	-	-
Lighting fixtures.....	10	83		221.587	222.412	222.635	223.644	223.423
Residential electric lighting fixtures, except portable.....	10	8302		255.977	255.977	255.966	255.965	255.966

See footnotes at end of table.

Table 9. Producer price indexes for commodity and service groupings and individual items, not seasonally adjusted — Continued
 [August 2023, Index base 1982=100, unless otherwise indicated]

Title	Commodity code		Other index base	Unadjusted index ¹				
	Group code	Item code		Apr. 2023	May 2023 ^P	June 2023 ^P	July 2023 ^P	Aug. 2023 ^P
Residential electric lighting fixtures, except portable.....	10	830225	06/98	177.475	177.476	177.468	177.467	177.468
Commercial, institutional and industrial electric lighting fixtures.....	10	8303		241.384	243.056	243.507	245.137	244.691
Commercial and institutional electric lighting fixtures, including parts and accessories.....	10	830302	12/04	160.338	161.662	162.018	162.104	161.751
Industrial electric lighting fixtures, including parts and accessories.....	10	830304	12/04	192.578	192.578	192.578	200.138	200.138
Other lighting equipment.....	10	8305		206.624	206.624	206.624	207.122	207.122
Outdoor lighting equipment (including parts and accessories).....	10	830522	06/85	205.355	205.355	205.355	205.355	205.355
All other miscellaneous electric and nonelectric lighting equipment, incl parts and accessories.....	10	830524	06/85	133.060	133.060	133.060	133.605	133.605
Ammunition, except for small arms.....	10	85	12/85	242.337	243.360	243.360	243.803	243.803
Ammunition, except for small arms.....	10	8501	12/85	242.337	243.360	243.360	243.803	243.803
Ammunition, except for small arms.....	10	850101	12/85	242.337	243.360	243.360	243.803	243.803
Ordnance and ordnance accessories, n.e.c.....	10	86	12/85	224.803	224.803	224.803	250.190	250.190
Ordnance and ordnance accessories, n.e.c.....	10	8601	12/85	224.803	224.803	224.803	250.190	250.190
Ordnance and ordnance accessories, n.e.c.....	10	860101	12/85	224.803	224.803	224.803	250.190	250.190
Fabricated ferrous wire products.....	10	88	06/82	348.486	348.243	345.628	341.207	338.941
Ferrous wire rope, cable, forms and strand.....	10	8801	06/82	316.384	316.293	312.138	310.532	303.677
Ferrous wire rope, cable, forms and strand.....	10	880101	06/82	316.384	316.293	312.138	310.532	303.677
Ferrous wire cloth, other woven wire products.....	10	8807	06/82	218.074	218.074	215.787	215.787	215.787
Ferrous wire cloth, other woven wire products.....	10	880701	06/82	218.074	218.074	215.787	215.787	215.787
Other fabricated ferrous wire products.....	10	8809	06/82	348.847	348.529	346.498	342.329	341.783
Steel fencing and fence gates.....	10	880993	06/09	142.550	142.478	143.649	143.725	145.074
Other fabricated ferrous wire products, n.e.c.....	10	880996	12/11	164.533	164.373	163.079	160.814	160.292
Steel nails, staples, tacks, spikes and brads.....	10	8812	06/09	239.167	239.131	239.144	223.309	223.137
Steel nails, staples, tacks, spikes and brads.....	10	881201	06/09	239.167	239.131	239.144	223.309	223.137
Other miscellaneous metal products.....	10	89		205.460	205.246	206.166	206.485	205.355
Wire springs.....	10	8904		355.334	355.268	354.975	357.121	356.923
Precision mechanical wire springs.....	10	890424		282.487	282.326	281.605	284.942	284.456
Precision mechanical extension- and torsion-type wire springs.....	10	8904241	12/09	156.241	156.241	155.209	157.518	156.877
Precision mechanical compression-type springs.....	10	8904242	12/09	167.301	167.146	167.146	168.810	168.773
Other metal products.....	10	8905		186.129	185.930	186.626	186.787	185.728
Automotive job stampings.....	10	890507		127.747	127.711	128.455	129.028	128.233
Precision turned products, automotive.....	10	890521	12/83	163.067	163.067	165.721	166.248	166.248
Precision turned products, except automotive.....	10	890522	12/83	264.432	263.651	264.567	263.067	259.223
Metal powders, paste, and flake.....	10	890564	06/85	230.213	229.920	228.586	227.870	228.104
Powder metallurgy parts, except bearings, gears, etc.....	10	890571	12/91	138.480	138.703	138.703	140.617	—
Other fabricated metal products.....	10	890589	06/85	245.370	244.930	244.190	243.449	244.132
Metal stampings n.e.c.....	10	8907	06/84	248.911	248.547	250.931	251.947	249.809
Metal job stampings, except automotive.....	10	890701		280.087	279.511	283.289	284.060	280.671
Recreational vehicle metal job stamping.....	10	8907011	12/10	139.219	139.219	156.488	156.488	—
Motor and generator metal job stamping.....	10	8907012	12/10	118.963	118.963	118.963	123.465	122.207
Other metal job stampings.....	10	8907013	12/10	143.074	142.675	142.675	143.029	140.728
Metal foil and leaf.....	10	8908	12/84	211.093	211.093	211.093	212.487	212.487
Flexible packaging foil.....	10	890811	12/84	188.294	188.294	188.294	189.537	189.537
Heavy gauge springs.....	10	8909	06/04	292.594	292.338	298.136	298.196	298.106
Cold formed steel springs, except wire.....	10	890913	06/04	390.957	390.464	390.862	390.976	390.804
Machinery and equipment.....	11	—		173.658	173.938	174.164	174.684	174.982
Agricultural machinery and equipment.....	11	1		315.361	315.924	316.322	317.157	316.831
Agricultural machinery and equipment.....	11	14	12/02	197.428	197.780	198.029	198.552	198.348
Commercial turf and grounds care equipment, including parts and attachments.....	11	1401	12/02	161.291	161.341	161.398	161.398	161.398
Commercial turf and grounds care equipment, including parts and attachments.....	11	140111	12/02	161.291	161.341	161.398	161.398	161.398
Farm plows, harrows, rollers, pulverizers, etc., and attachments.....	11	1402	12/02	283.843	283.843	289.896	289.896	289.896
Farm plows, harrows, rollers, pulverizers, etc., and attachments.....	11	140211	12/02	283.843	283.843	289.896	289.896	289.896
Farm dairy equipment, sprayers and dusters, farm blowers, and attachments.....	11	1404	12/02	175.099	175.099	175.099	175.099	175.099
Farm dairy equipment, sprayers and dusters, farm blowers, and attachments.....	11	140411	12/02	175.099	175.099	175.099	175.099	175.099
Planting, seeding, and fertilizing machinery and attachments.....	11	1405	12/02	201.411	201.411	201.664	201.087	198.174
Planting, seeding, and fertilizing machinery and attachments.....	11	140511	12/02	201.411	201.411	201.664	201.087	198.174
Harvesting machinery (except hay and straw) and attachments.....	11	1406	12/82	332.809	333.419	333.988	334.990	—
Harvesting machinery (except hay and straw) and attachments.....	11	140611	12/82	332.809	333.419	333.988	334.990	—
Haying machinery and attachments.....	11	1407	12/82	317.313	317.280	317.280	332.797	332.910
Haying machinery and attachments.....	11	140711	12/82	317.313	317.280	317.280	332.797	332.910
All other farm machinery and equipment, excluding parts, including attachments.....	11	1408	12/02	235.495	236.242	236.889	236.889	237.017
All other farm machinery and equipment, excluding parts, including attachments.....	11	140811	12/02	235.495	236.242	236.889	236.889	237.017

See footnotes at end of table.

Table 9. Producer price indexes for commodity and service groupings and individual items, not seasonally adjusted — Continued
 [August 2023, Index base 1982=100, unless otherwise indicated]

Title	Commodity code		Other index base	Unadjusted index ¹				
	Group code	Item code		Apr. 2023	May 2023 ^P	June 2023 ^P	July 2023 ^P	Aug. 2023 ^P
Parts for farm machinery, for sale separately.	11	1409	12/02	187.804	188.647	187.151	187.397	188.483
Parts for farm machinery, for sale separately.	11	140911	12/02	187.804	188.647	187.151	187.397	188.483
Construction machinery and equipment.	11	2		295.790	295.959	296.065	300.795	299.271
Tractors and attachments, ex. parts.	11	2A	12/99	191.816	191.991	191.993	195.528	192.343
Construction machinery for mounting (excluding parts, winches, snow clearing attachments).	11	2A03	12/99	189.882	189.882	189.882	193.066	188.401
Construction machinery for mounting (excluding parts, winches, snow clearing attachments).	11	2A0302	12/99	189.882	189.882	189.882	193.066	188.401
Tractor shovel loaders (skid steer, wheel, crawler, and integral design backhoes).	11	2A04		283.997	284.463	284.469	287.911	281.032
Tractor shovel loaders (skid steer, wheel, crawler, and integral design backhoes).	11	2A0406	06/86	270.849	271.294	271.299	274.582	268.022
Construction wheel and crawler tractors, dozers, self-propelled log skidders, etc.	11	2A05	12/03	178.583	178.612	178.612	183.908	183.908
Construction wheel and crawler tractors, dozers, self-propelled log skidders, etc.	11	2A0501	12/03	178.583	178.612	178.612	183.908	183.908
Power cranes, draglines, & shovels (excavators) (incl. surface mining equipment) (excl. parts).	11	2B	12/99	189.945	189.945	189.831	196.481	195.928
Power cranes, draglines, & shovels (excavators) (incl. surface mining equip.) (excluding parts).	11	2B05	12/99	189.945	189.945	189.831	196.481	195.928
Power cranes, draglines, & shovels (excavators) (incl. surface mining equip.) (excluding parts).	11	2B0504	12/99	189.945	189.945	189.831	196.481	195.928
Mixers, pavers, and related equipment (excluding parts).	11	2C		320.411	320.411	320.411	322.725	322.725
Mixers, pavers, and related equipment (excluding parts).	11	2C01		320.411	320.411	320.411	322.725	322.725
Mixers, pavers, and related equipment (excluding parts).	11	2C0109	12/99	230.072	230.072	230.072	231.733	231.733
Off-highway, equipment, ex. parts.	11	2D	12/99	206.793	206.882	206.882	212.370	212.370
Off-highway trucks, haulers, truck-type tractor chassis, trailers, etc. (excluding parts).	11	2D02	12/03	185.499	185.499	—	—	—
Off-highway trucks, haulers, truck-type tractor chassis, trailers, etc. (excluding parts).	11	2D0201	12/03	185.499	185.499	—	—	—
Graders, rollers & compactors, rough-terrain forklifts, scrapers, trenchers, etc. (excl. parts).	11	2D03	12/03	205.986	206.157	206.157	209.973	209.973
Graders, rollers & compactors, rough-terrain forklifts, scrapers, trenchers, etc. (excl. parts).	11	2D0301	12/03	205.986	206.157	206.157	209.973	209.973
Misc. construction machinery and equipment.	11	2J	12/05	177.958	178.083	178.083	178.097	178.097
Winches, aerial work platforms, and automotive wrecker hoists, including parts and attachments.	11	2J01	12/05	187.500	187.786	187.786	187.786	187.786
Winches, aerial work platforms, and automotive wrecker hoists, including parts and attachments.	11	2J0101	12/03	236.177	236.538	236.538	236.538	236.538
Other construction machinery and equipment (excluding parts).	11	2J03	12/03	190.683	190.683	190.683	190.711	190.711
Other construction machinery and equipment (excluding parts).	11	2J0301	12/03	190.683	190.683	190.683	190.711	190.711
Parts for construction machinery and equipment, sold separately.	11	2K	12/99	190.133	190.451	191.755	191.639	191.642
Parts for construction machinery and equipment, sold separately.	11	2K01	12/99	190.133	190.451	191.755	191.639	191.642
Parts for cranes, draglines, and shovels (including surface mining equipment) (sold separately).	11	2K0101	12/11	154.984	154.984	157.541	157.306	157.306
Parts for off-highway wheel tractors and shovel loaders (sold separately).	11	2K0102	12/11	123.600	123.600	123.600	123.600	123.600
Parts for other construction machinery (sold separately).	11	2K0103	12/11	138.062	138.505	138.550	138.552	138.556
Metalworking machinery and equipment.	11	3		238.690	240.144	240.768	240.988	241.420
Power-driven handtools, including parts and attachments.	11	32		223.510	237.745	237.745	237.745	237.745
Power-driven handtools, including parts and attachments.	11	3211	12/04	152.247	161.944	161.944	161.944	161.944
Power-driven handtools, including parts and attachments.	11	321101	12/04	152.247	161.944	161.944	161.944	161.944
Power-driven handtools, pneumatic, hydraulic, and powder-actuated.	11	3211011	06/11	153.310	161.842	161.842	161.842	161.842
Power-driven handtools, electric (except battery powered), including parts.	11	3211014	06/11	142.712	152.669	152.669	152.669	152.669
Welding machines and equipment.	11	33		396.918	396.918	396.918	397.162	397.100
Arc welding machines, components, and accessories, excluding electrodes and stud welding equip.	11	3301		430.852	430.852	430.852	430.852	430.746
Arc welding machines, components, and accessories, excluding electrodes and stud welding equip.	11	330175	12/97	283.076	283.076	283.076	283.076	283.006
Resistance welders, components, accessories, and electrodes.	11	3302		301.810	301.810	301.810	—	—
Resistance welders, components, accessories, and electrodes.	11	330276	12/84	279.692	279.692	279.692	—	—
Gas welding and cutting equipment, parts, attachments, and accessories.	11	3304		268.768	268.768	268.768	271.615	271.615
Gas welding and cutting equipment, parts, attachments, and accessories.	11	330461	06/83	264.349	264.349	264.349	267.149	267.149
Other welding equipment, components, and accessories (excluding arc, resistance, and gas).	11	3306	12/00	156.073	156.073	156.073	156.073	156.073
Other welding equipment, components, and accessories (excluding arc, resistance, and gas).	11	330629	12/00	156.073	156.073	156.073	156.073	156.073
Industrial process furnaces and ovens.	11	34		272.230	274.979	275.167	276.783	279.718

See footnotes at end of table.

Table 9. Producer price indexes for commodity and service groupings and individual items, not seasonally adjusted — Continued
 [August 2023, Index base 1982=100, unless otherwise indicated]

Title	Commodity code		Other index base	Unadjusted index ¹				
	Group code	Item code		Apr. 2023	May 2023 ^P	June 2023 ^P	July 2023 ^P	Aug. 2023 ^P
Industrial process furnaces and ovens, except parts and attachments.	11	3407	12/04	167.687	168.757	168.914	170.264	170.887
Industrial process furnaces and ovens, except parts and attachments. ...	11	340711	12/04	167.687	168.757	168.914	170.264	170.887
Parts and attachments for industrial process furnaces and ovens.	11	3409	06/11	144.427	147.413	147.413	147.413	151.834
Parts and attachments for industrial process furnaces and ovens.	11	340901	06/11	144.427	147.413	147.413	147.413	151.834
Cutting tools and accessories.	11	35		223.230	223.364	224.439	224.520	224.742
Small cutting tools.	11	3501		209.455	209.634	210.204	210.310	210.422
End mills and milling cutters.	11	350144	12/11	120.905	121.006	121.143	121.462	121.462
Threading tools, including blanks, tips and inserts.	11	350145	12/11	119.161	119.161	120.818	120.818	120.818
Carbon and high-speed steel, shank, solid, tipped carbide twist drills. ...	11	350146	12/11	124.391	125.500	128.140	128.418	128.418
Taps, carbide indexible, and throwaway inserts for machine tools.	11	350147	12/11	135.597	135.597	135.597	135.597	136.409
Other cutting tools for machine tools, excluding tips and blanks.	11	350149	12/11	120.266	120.266	120.266	120.266	120.301
Other machine tool attachments and accessories.	11	3505	06/83	267.718	267.718	273.713	273.713	274.992
Other machine tool attachments and accessories.	11	350501	06/83	267.718	267.718	273.713	273.713	274.992
Abrasive products.	11	36		270.447	270.781	270.694	269.532	269.780
Nonmetallic sized grains, powders, and flour abrasives (incl. graded only).	11	3601		190.585	190.585	190.585	190.585	191.406
Nonmetallic sized grains, powders, and flour abrasives (incl. graded only).	11	360105	06/87	245.362	245.362	245.362	245.362	246.418
Nonmetallic abrasive products (including diamond abrasives).	11	3603		253.355	253.259	255.101	255.847	255.847
Nonmetallic abrasive products (including diamond abrasives).	11	360311	06/87	231.927	231.839	233.525	234.209	234.209
Nonmetallic coated abrasive products and buffing wheels, polishing wheels, and laps.	11	3605		322.509	322.785	322.785	322.785	322.785
Nonmetallic coated abrasive products and buffing wheels, polishing wheels, and laps.	11	360505		238.719	238.924	238.924	238.924	238.924
Metal cutting machine tools.	11	37		230.510	231.722	231.755	232.854	232.860
Other metal-cutting machine tools.	11	3720	12/09	123.503	124.375	124.375	125.119	125.125
Other metal-cutting machine tools.	11	372041	12/09	123.503	124.375	124.375	125.119	125.125
Metal machining centers.	11	3721	12/09	132.026	132.026	132.026	132.026	132.026
Metal machining centers.	11	372121	12/09	132.026	132.026	132.026	132.026	132.026
Rebuilt metal-cutting machine tools and parts for metal-cutting machine tools.	11	3753	12/02	160.359	160.359	160.180	162.280	162.280
Rebuilt metal-cutting machine tools and parts for metal-cutting machine tools.	11	375311	12/02	160.359	160.359	160.180	162.280	162.280
Metal forming machine tools.	11	38		268.393	274.484	274.691	274.691	274.691
Metal-forming machine tools (except rebuilt and parts).	11	3826	12/09	134.636	136.968	136.968	136.968	136.968
Metal punching and shearing (power & manual), and bending and forming machines (power only).	11	382611		217.541	220.098	220.098	220.098	220.098
Metalworking presses (except forging and die-stamping presses).	11	382631		274.628	-	-	-	-
Rebuilt metal-forming machine tools and parts for metal-forming machine tools.	11	3852	12/02	154.690	159.824	160.175	160.175	160.175
Rebuilt metal-forming machine tools and parts for metal-forming machine tools.	11	385205	12/02	154.690	159.824	160.175	160.175	160.175
Tools, dies, jigs, fixtures & ind. molds.	11	39		181.687	181.891	183.169	183.394	183.980
Special tools, dies, jigs, and fixtures.	11	3901		197.697	198.054	200.289	200.682	201.675
Special tools, dies, jigs, and fixtures.	11	390135	12/03	129.703	129.938	131.404	131.662	132.313
Jigs and fixtures, including parts.	11	3901351	06/10	137.160	137.616	139.170	139.635	139.772
Metalworking dies and die sets.	11	3901353	06/10	118.099	118.439	120.913	121.321	123.361
Standard punches, industrial prototypes, die parts & other special tooling for dies.	11	3901357	06/10	124.569	124.569	125.192	125.192	125.192
Industrial molds and mold boxes.	11	3903		160.426	160.434	160.438	160.438	160.483
Industrial injection-type molds made of metal for plastics.	11	390312	12/09	125.411	125.411	125.411	125.411	125.411
Other industrial molds and mold boxes.	11	390331	12/09	126.362	126.371	126.376	126.376	126.428
Metalworking machinery n. e. c.	11	3A	06/83	265.576	265.164	264.407	264.407	264.407
Other metalworking machinery.	11	3A02	06/83	323.525	323.525	323.525	323.525	323.525
Other metalworking machinery.	11	3A0201	06/83	323.525	323.525	323.525	323.525	323.525
General purpose machinery and equipment.	11	4		326.473	328.194	328.273	329.078	329.226
Pumps, compressors, and equipment.	11	41		345.523	350.087	351.241	354.087	353.916
Industrial pumps, except hydraulic fluid power pumps.	11	4102		348.318	361.839	363.011	367.140	367.140
Industrial pumps, except hydraulic fluid power pumps.	11	410212	12/97	222.244	230.871	231.618	234.253	234.253
Parts and attachments for air and gas compressors and vacuum pumps.	11	4107	06/84	400.957	402.658	404.359	410.079	413.164
Parts and attachments for air and gas compressors, ex. refrigeration, ice making, & a/c.	11	410701	06/84	400.957	402.658	404.359	410.079	413.164
Domestic water systems.	11	4113	12/03	216.471	216.713	216.713	216.713	216.713
Domestic water systems.	11	411311	12/03	216.471	216.713	216.713	216.713	216.713
Air and gas compressors and vacuum pumps.	11	4115	06/05	223.919	224.966	226.090	229.415	228.572
Air and gas compressors and vacuum pumps.	11	411501	06/05	223.919	224.966	226.090	229.415	228.572
Other pumps, including parts and attachments.	11	4119	12/83	349.770	350.203	351.395	351.395	351.687
Parts and attachments for pumps.	11	411911	12/83	413.866	415.561	419.920	419.920	419.920

See footnotes at end of table.

Table 9. Producer price indexes for commodity and service groupings and individual items, not seasonally adjusted — Continued
 [August 2023, Index base 1982=100, unless otherwise indicated]

Title	Commodity code		Other index base	Unadjusted index ¹				
	Group code	Item code		Apr. 2023	May 2023 ^P	June 2023 ^P	July 2023 ^P	Aug. 2023 ^P
All other pumps, including domestic sump, oil well, and oil field pumps.....	11	411915	12/97	191.274	191.274	191.335	191.335	191.564
Oil-well and oil-field pumps.....	11	4119153	12/09	121.900	121.900	127.234	127.234	127.659
Other pumps, except automotive circulating pumps, and measuring & dispensing pumps.....	11	4119155	12/09	157.549	157.549	157.549	157.549	157.762
Elevators, escalators, and other lifts.....	11	42		210.381	210.381	210.381	210.381	210.314
Elevators and moving stairways.....	11	4201		202.156	202.157	202.157	202.157	202.157
Elevators and moving stairways.....	11	420112	12/03	176.623	176.624	176.624	176.624	176.624
Parts and attachments for elevators and moving stairs (sold separately)...	11	4202		254.971	254.971	254.971	254.971	254.433
Parts and attachments for elevators and moving stairs (sold separately).....	11	420221		254.971	254.971	254.971	254.971	254.433
Fluid power equipment.....	11	43		358.159	358.310	359.192	360.950	359.564
Fluid power pumps and parts.....	11	4301		288.993	288.993	288.964	289.952	290.132
Nonaerospace-type reciprocating fluid power pumps.....	11	430112	12/11	145.461	145.461	145.461	145.276	145.276
Nonaerospace-type fluid power motors.....	11	430115	12/11	151.188	151.188	151.188	151.188	151.789
Parts for fluid power pumps, motors, and hydrostatic transmissions.....	11	430119	12/11	129.187	129.187	129.117	129.181	129.221
Fluid power valves.....	11	4302		350.376	351.291	352.924	352.426	352.426
Fluid power valves.....	11	430201	12/82	341.813	342.706	344.299	343.813	343.813
Nonaerospace type hydraulic directional control valves.....	11	4302013	12/07	165.185	166.303	166.303	166.303	166.303
Nonaerospace type pneumatic directional control valves.....	11	4302015	12/07	166.846	166.846	168.694	168.791	168.791
Aerospace type fluid power valves.....	11	430201A	06/09	151.420	151.420	152.944	152.944	152.944
Fluid power cylinders, actuators, accumulators, cushions, & parts.....	11	4303		314.282	314.282	315.596	315.596	316.223
Non-aerospace hydraulic & all aerospace-type fluid power cylinders.....	11	430312	06/98	218.192	218.192	219.458	219.458	220.089
Non-aerospace pneumatic fluid power cylinders.....	11	430313	06/98	173.788	173.788	-	-	-
Parts for hydraulic & pneumatic cylinders and actuators.....	11	430315	06/98	275.581	275.581	275.776	275.776	275.776
Fluid power hose and tube fittings.....	11	4304		502.146	502.178	502.217	510.422	502.225
Fluid power hose and tube fittings.....	11	430406		502.146	502.178	502.217	510.422	502.225
Nonaerospace type flared (metal) fittings, couplings, and assemblies.....	11	4304062	06/09	144.276	144.276	144.276	144.276	144.274
Parts for fluid power valves.....	11	4305	06/91	237.996	236.142	237.993	237.993	237.993
Parts for fluid power valves.....	11	430501	06/91	237.996	236.142	237.993	237.993	237.993
Industrial material handling equipment.....	11	44		294.736	296.045	296.935	297.087	297.093
Conveying equipment, except parts and accessories.....	11	4402		289.641	290.528	290.635	290.413	290.413
Unit handling conveyors and conveying systems.....	11	440212	06/84	229.691	229.923	229.613	229.311	229.311
Unit handling gravity and trolley conveyors and conveying systems.....	11	4402122	06/09	129.741	129.741	129.741	129.741	129.741
All other unit handling conveyors, including tow, belt, roller, pneumatic, portable, etc.....	11	4402124	06/09	145.873	146.248	145.746	145.258	145.258
Bulk material handling conveyors and conveying systems.....	11	440216	06/84	312.545	314.393	315.254	315.254	315.254
Industrial trucks, trailers, and stackers.....	11	4403		282.549	284.059	285.629	285.986	285.999
Industrial trucks, tractors, mobile straddle carriers & cranes, & automatic stacking machines.....	11	44035	12/11	156.939	157.908	159.023	159.256	159.265
Work trucks with lifting & handling equipment, riding, electric, self-propelled.....	11	440353	06/02	224.882	230.083	230.307	230.307	230.307
Work trucks with lifting & handling equipment, non-riding electric or any non-electric.....	11	440356	06/02	188.511	190.780	190.881	190.935	190.952
Work trucks not fitted with lifting & handling equipment, electric or non-electric.....	11	440357	06/02	212.381	212.393	214.678	215.255	215.273
Bulk powered material moving equipment, dock boards, and metal pallets and skids.....	11	440358	06/02	205.763	205.763	207.384	207.384	207.384
Parts and attachments for industrial trucks and tractors.....	11	440378	12/86	360.221	361.066	361.029	361.198	361.198
Hoists, overhead cranes, and monorail systems.....	11	4404		353.896	356.949	358.275	359.032	359.032
Hoists and parts and attachments for hoists (sold separately).....	11	440481	12/84	335.304	335.304	337.686	337.686	337.686
Overhead traveling cranes and monorail systems, including parts and attachments sold separately.....	11	440485	12/84	331.014	337.334	337.227	338.794	338.794
Parts and accessories for conveyors and conveying systems.....	11	4406	09/18	138.522	138.522	138.561	138.561	138.561
Parts and accessories for unit handling conveyors and conveying systems.....	11	440601	06/84	296.563	296.563	296.803	296.803	296.803
Parts and accessories for bulk material handling conveyors and conveying systems.....	11	440602	06/84	498.426	498.426	498.426	498.426	498.426
Mechanical power transmission equipment.....	11	45		359.335	360.925	361.677	361.677	362.547
Speed changers, drives, gears.....	11	4501		357.723	360.796	361.453	361.453	361.453
Loose gear, pinions and racks.....	11	450108	12/83	257.770	262.862	262.862	262.862	262.862
Speed changers and industrial high speed drives & parts other than loose gearing.....	11	450117	12/03	211.130	210.864	211.593	211.593	211.593
Other power transmission equipment.....	11	4502	12/84	340.414	341.043	341.808	341.808	343.140
Mechanical power transmission equipment, excl. speed changers, drives, & gears.....	11	450212	12/03	225.283	225.789	226.193	226.193	227.263
Scales and balances.....	11	46		233.649	234.176	236.995	237.397	237.397
Vehicle and industrial scales.....	11	4611	12/91	202.335	202.651	205.929	206.161	206.161
Vehicle and industrial scales.....	11	461101	06/03	175.982	176.257	179.108	179.310	179.310
Motor truck and railroad track scales.....	11	4611011	12/10	154.792	154.792	154.792	154.792	154.792

See footnotes at end of table.

Table 9. Producer price indexes for commodity and service groupings and individual items, not seasonally adjusted — Continued
 [August 2023, Index base 1982=100, unless otherwise indicated]

Title	Commodity code		Other index base	Unadjusted index ¹				
	Group code	Item code		Apr. 2023	May 2023 ^P	June 2023 ^P	July 2023 ^P	Aug. 2023 ^P
Industrial scales (including automatic checkweigher and bulkweigher scales).....	11	4611012	12/10	172.921	174.079	174.982	175.834	175.834
Miscellaneous non-vehicle scales (crane, susp., tank, hopper, measuring dev, lab, bulk conveyor).....	11	4611013	12/10	140.681	140.681	150.987	150.987	150.987
Retail, commercial, household, and mailing scales and balances.....	11	4612	12/91	195.843	195.843	195.843	196.279	196.279
Retail, commercial, household, and mailing scales and balances.....	11	461201	06/03	179.773	179.773	179.773	180.174	180.174
Parts, attachments, and accessories for scales and balances.....	11	4613	12/91	271.542	273.597	274.389	275.477	275.477
Parts, attachments, and accessories for scales and balances.....	11	461301	06/03	265.347	267.356	268.130	269.192	269.192
Air purification equipment and industrial and commercial fans and blowers...	11	47		297.997	300.097	300.597	300.597	300.495
Fan, blower, air purification equipment.....	11	4701		297.997	300.097	300.597	300.597	300.495
Dust collection and other air purification equipment for cleaning incoming air.....	11	470143	12/83	255.647	256.755	257.919	257.919	257.683
Air filters for air-conditioners and furnaces, etc., of 2400 CFM or less, except parts.....	11	4701431	06/09	164.433	165.797	167.230	167.230	167.230
Other dust collection and air purification equipment, except parts.....	11	4701432	06/09	147.346	147.346	147.346	147.346	146.784
Parts for dust collection and air purification equipment.....	11	4701433	06/09	149.468	149.468	149.468	149.468	149.468
Industrial and commercial fans and blowers.....	11	470145	12/03	229.982	232.818	232.818	232.818	232.818
Centrifugal blower filter units, and classes I-IV centrifugal fans, except parts.....	11	4701452	06/09	189.317	191.481	191.481	191.481	191.481
Other centrifugal fans and blowers, except parts.....	11	4701453	06/09	183.873	186.063	186.063	186.063	186.063
Axial fans and industrial propeller fans, except parts.....	11	4701457	06/09	159.916	162.606	162.606	162.606	162.606
Power roof ventilators, except parts.....	11	4701458	06/09	159.676	162.155	162.155	162.155	162.155
Parts and accessories for fans and blowers.....	11	4701459	06/09	171.219	172.031	172.031	172.031	172.031
Air conditioning and refrigeration equip.....	11	48		291.249	292.748	291.498	292.198	292.539
Unitary air-conditioners, except air source heat pumps.....	11	4802		264.462	267.628	265.175	267.550	269.705
Unitary air-conditioners, except air source heat pumps.....	11	480222	06/97	215.641	218.223	216.222	218.159	219.917
Commercial refrigeration equipment.....	11	4803		407.690	407.690	406.338	406.338	406.338
Commercial refrigeration equipment.....	11	480331	06/97	264.241	264.241	263.365	263.365	263.365
All other miscellaneous refrigeration and air-conditioning equipment.....	11	4806		347.566	347.566	347.566	347.566	347.566
All other miscellaneous refrigeration and air-conditioning equipment.....	11	480631	06/97	240.687	240.687	240.687	240.687	240.687
Heat transfer equipment, including heat pumps.....	11	4807	12/11	170.035	171.859	171.304	171.453	170.334
Heat transfer equipment, except dehumidifiers.....	11	480732	12/03	247.726	250.902	249.935	250.195	248.247
Heat pumps.....	11	480734	12/09	141.801	141.801	141.801	141.801	141.801
Parts and accessories for air conditioning and heat transfer equipment.....	11	4809	12/89	268.515	266.830	266.150	265.258	266.458
Parts and accessories for air conditioning and heat transfer equipment.....	11	480901	12/89	268.515	266.830	266.150	265.258	266.458
Refrigeration condensing units.....	11	4815	01/19	158.583	158.583	158.583	158.583	158.583
Refrigeration condensing units.....	11	481511	01/19	158.583	158.583	158.583	158.583	158.583
Miscellaneous general purpose equipment.....	11	49		361.299	362.596	362.039	361.807	362.889
Metal valves, except fluid power.....	11	4902	12/82	429.456	433.968	434.902	434.695	437.968
Gates, globes, angles, and checks.....	11	490201	12/82	463.332	467.097	467.097	467.079	467.079
Gates, globes, angles, straightway (Y-type) checks, stop & check, 3- & 4-way, etc.....	11	4902011	06/09	165.623	165.843	165.843	165.843	165.843
Industrial valves for water works and municipal equipment.....	11	4902012	06/09	155.492	157.503	157.503	157.493	157.493
Industrial ball valves, incl. manual and power operated.....	11	490202	12/82	-	-	-	-	590.094
Industrial butterfly valves, incl. manual and power operated.....	11	490203	12/82	301.660	303.038	306.082	306.082	306.082
Industrial plug valves.....	11	490204	12/82	297.667	308.666	308.666	308.666	308.666
Plumbing and heating valves and specialties, except plumbers' brass goods.....	11	490205	12/82	393.357	393.357	393.357	389.833	-
Other industrial valves, including nuclear.....	11	490209	12/82	395.750	403.788	403.788	403.788	409.418
Automatic regulating and control valves.....	11	490211	12/98	248.875	248.875	249.107	249.107	249.107
Metal pipe fittings, flanges, and unions.....	11	4903	12/82	484.223	484.211	484.187	484.080	484.455
Metal pipe fittings, flanges, and unions.....	11	490301	12/82	484.223	484.211	484.187	484.080	484.455
Ball and roller bearings.....	11	4905		334.219	334.163	334.336	334.336	333.078
Ball bearings, complete, unmounted.....	11	490531	12/03	168.402	168.402	168.402	168.402	168.250
Mounted bearings, except plain.....	11	490534	06/83	472.145	470.064	470.807	470.807	470.807
Parts and components for ball and roller bearings, incl. balls and rollers.....	11	490535	06/83	199.288	199.288	200.222	200.222	193.038
Tapered roller bearings (including cups & cones), unmounted.....	11	490537	06/83	391.108	391.108	391.108	391.108	-
Other roller bearings, unmounted.....	11	490538	06/83	365.691	365.691	365.691	365.691	365.691
Industrial patterns.....	11	4907	12/84	201.413	201.412	208.965	208.965	208.965
Industrial patterns.....	11	490701	12/84	201.413	201.412	208.965	208.965	208.965
Filters and strainers.....	11	4908	12/84	310.858	311.397	311.397	311.397	311.397
Filters and strainers, except fluid power.....	11	490805	12/03	198.387	198.950	198.950	198.950	198.950
Industrial filters and strainers and reusable media, except fluid power.....	11	4908051	12/11	147.689	148.213	148.213	148.213	148.213
Nonreusable media for filters and strainers, except fluid power.....	11	4908052	12/11	137.093	137.093	137.093	137.093	137.093
Parts and accessories for filters and strainers, except fluid power.....	11	4908053	12/11	162.140	162.140	162.140	162.140	162.140
Other miscellaneous general purpose equipment.....	11	4911	12/84	258.232	258.245	255.439	254.998	255.979
Other miscellaneous general purpose equipment.....	11	491102	06/07	153.097	153.104	151.441	151.179	151.761

See footnotes at end of table.

Table 9. Producer price indexes for commodity and service groupings and individual items, not seasonally adjusted — Continued
 [August 2023, Index base 1982=100, unless otherwise indicated]

Title	Commodity code		Other index base	Unadjusted index ¹				
	Group code	Item code		Apr. 2023	May 2023 ^P	June 2023 ^P	July 2023 ^P	Aug. 2023 ^P
Electronic computers and computer equipment.....	11	5	02/23	98.525	98.078	96.545	96.325	98.082
Electronic computers.....	11	51	02/23	99.729	98.565	96.096	95.973	100.241
Electronic computers.....	11	5101	02/23	99.729	98.565	96.096	95.973	100.241
Personal computers and workstations (excluding portable computers)...	11	510114	02/23	99.911	100.255	99.726	99.159	99.147
Portable computers, laptops, tablets and other single user computers...	11	510115	02/23	98.587	97.348	97.092	97.161	96.976
Host computers, multiusers (mainframes, UNIX and PC servers).....	11	510116	02/23	99.759	96.810	93.809	93.727	98.758
Computer storage devices.....	11	52	12/04	48.181	48.181	47.073	46.657	46.657
Computer storage devices (except parts, attachments and accessories)...	11	5201	12/04	47.567	47.567	46.437	46.012	46.012
Computer storage devices (except parts, attachments and accessories).....	11	520101	12/04	47.567	47.567	46.437	46.012	46.012
Computer peripheral equipment and parts.....	11	54	12/98	84.777	84.781	84.781	84.905	85.253
Parts, attachments, and accessories for computer terminals and peripherals.....	11	5405	12/98	151.136	151.136	151.136	151.592	152.865
Parts, attachments, and accessories for computer terminals and peripherals.....	11	540501	12/98	151.136	151.136	151.136	151.592	152.865
Computer terminals (including POS and funds-transfer devices) and other computer peripherals.....	11	5406	06/99	62.189	62.195	62.195	62.194	62.194
Computer terminals (including POS and funds-transfer devices) and other computer peripherals.....	11	540602	06/07	65.006	65.012	65.012	65.011	65.011
Special industry machinery and equipment.....	11	6		277.740	278.688	278.674	278.161	278.222
Food products machinery.....	11	61		367.300	367.300	367.989	368.322	368.345
Dairy and milk products plant machinery and equipment.....	11	6101		351.301	351.301	357.480	358.182	358.182
Dairy and milk products plant machinery and equipment.....	11	610111	12/83	343.656	343.656	349.701	350.388	350.388
Commercial food products machinery (except packaging and cooking equipment).....	11	6104		319.922	319.922	319.922	320.085	320.085
Commercial food products machinery (except packaging and cooking equipment).....	11	610409	12/83	315.621	315.621	315.621	315.781	315.781
Industrial food products machinery for processing foods, beverages, & animal & fowl feed.....	11	6105	12/83	383.255	383.255	383.292	383.716	383.775
Industrial food products machinery for processing foods, beverages, & animal & fowl feed.....	11	610501	12/83	383.255	383.255	383.292	383.716	383.775
Other industrial food and feed machinery.....	11	6105012	12/12	143.560	143.560	143.523	144.025	144.025
Machinery for sorting, grading, and cleaning fruits, vegetables, eggs, and for processing meat.....	11	6105013	12/12	159.104	159.104	159.159	159.159	159.159
Parts and attachments for industrial food and feed products machinery.....	11	6105014	12/12	141.362	141.362	141.362	141.065	141.325
Textile machinery and equipment.....	11	62		185.571	185.571	185.571	185.571	185.571
Textile machinery (except parts, attachments, and accessories).....	11	6212	06/86	158.331	158.331	158.331	158.331	158.331
Textile machinery (except parts, attachments, and accessories).....	11	621201	06/86	158.331	158.331	158.331	158.331	158.331
Textile machinery parts and attachments.....	11	6277		202.872	202.872	202.872	202.872	202.872
Textile machinery parts and attachments.....	11	627701	06/86	182.071	182.071	182.071	182.071	182.071
Sawmill and woodworking machinery.....	11	63		308.325	308.898	309.091	309.501	309.081
Sawmill and woodworking machinery.....	11	6306	12/04	207.276	207.662	207.791	208.067	207.784
Sawmill and woodworking machinery, excluding parts and attachments (sold separately).....	11	630602	06/12	178.669	179.060	179.192	179.472	179.185
Parts, attachments, & accessories for sawmill & woodworking machinery.....	11	630603	06/12	163.553	163.553	163.553	163.553	163.553
Paper industries machinery.....	11	64	06/82	272.665	273.943	278.808	278.892	277.939
Paper industries machinery.....	11	6401	06/82	272.665	273.943	278.808	278.892	277.939
Paper industries machinery, excluding parts & attachments (sold separately).....	11	640114	12/03	146.110	146.357	150.050	150.050	150.050
Parts and attachments for paper industries machinery.....	11	640115	12/03	180.333	182.379	182.622	182.800	180.771
Printing trades machinery and equipment.....	11	65		180.115	180.418	179.869	180.080	181.168
Other printing machinery and equipment.....	11	6509	12/82	169.660	169.652	168.982	169.238	170.566
Other printing machinery and equipment, incl. pre-press preparation equipment & plates.....	11	650912	06/09	99.997	99.765	98.980	99.291	100.901
Parts, attachments, & accessories for printing trades machinery.....	11	650913	06/09	121.829	121.859	121.822	121.822	121.822
Other special industry machinery.....	11	66		259.612	260.668	259.554	258.210	258.295
Plastics and rubber working machinery.....	11	6603		229.514	230.529	230.529	230.308	230.308
Plastics working machinery and equipment, excluding patterns and molds, including parts.....	11	66039	09/15	106.119	106.634	106.634	106.532	106.532
Plasticworking machinery (excluding parts).....	11	660391	12/08	111.019	111.577	111.577	111.577	111.577
Parts for plasticworking machinery.....	11	660395	12/08	126.619	127.126	127.126	126.394	126.394
Miscellaneous special industry machinery.....	11	6606		254.080	255.098	253.833	252.345	252.441
Semiconductor manufacturing machinery and parts.....	11	660638	06/87	125.990	126.201	124.376	124.370	124.440
Packing, packaging, and bottling machinery and parts.....	11	67		364.688	367.384	370.110	370.110	370.110
Packing, packaging, and bottling machinery and parts.....	11	6705	06/06	178.214	179.531	180.864	180.864	180.864
Packing, packaging, and bottling machinery, excluding parts.....	11	670501	06/06	171.202	172.887	174.333	174.333	174.333
Parts for packing, packaging, and bottling machinery.....	11	670502	12/83	358.261	358.261	359.889	359.889	359.889

See footnotes at end of table.

Table 9. Producer price indexes for commodity and service groupings and individual items, not seasonally adjusted — Continued
 [August 2023, Index base 1982=100, unless otherwise indicated]

Title	Commodity code		Other index base	Unadjusted index ¹				
	Group code	Item code		Apr. 2023	May 2023 ^P	June 2023 ^P	July 2023 ^P	Aug. 2023 ^P
Service industry machinery and parts.....	11	68	06/82	316.887	317.412	317.607	317.657	317.718
Service industry machinery and parts.....	11	6801	06/82	316.887	317.412	317.607	317.657	317.718
Commercial cooking and food warming equipment (incl. parts).....	11	68013	12/03	230.717	230.717	230.717	230.717	230.717
Commercial cooking equipment incl. ranges, deep-fat fryers, etc. except electric.....	11	680131	12/11	187.456	187.456	187.456	187.456	187.456
Commercial electric cooking equipment, incl. ranges, deep-fat fryers, etc.....	11	680132	12/11	154.442	154.442	154.442	154.442	154.442
Parts and accessories for commercial cooking and food warming equipment.....	11	680133	12/11	147.230	147.230	147.230	147.230	147.230
Other service industry machinery, incl. electronic teaching mach. & auto. maintenance equipment.....	11	68014	05/23	—	100.000	100.082	100.103	100.128
Coin-operated machines and mechanisms (incl. parts).....	11	680141	05/18	104.766	104.766	104.766	104.766	104.766
Commercial laundry and drycleaning machinery products (incl. parts)...	11	680143	06/03	197.190	198.962	198.962	198.962	198.962
Commercial and industrial floor & carpet cleaning machines, ex. vacuum cleaners (incl. parts).....	11	680145	09/16	140.232	140.232	140.947	141.934	141.934
Electronic teaching machines, teaching aids, etc., (incl. kits and parts)...	11	680147	09/16	104.281	104.281	104.281	104.281	—
All other parts and attachments for service industry equipment.....	11	680148	12/11	131.238	135.257	135.687	135.687	135.687
Other service industry equipment.....	11	680149	09/16	132.089	132.502	132.647	132.655	132.716
Electrical machinery and equipment.....	11	7		134.060	133.754	134.192	134.623	134.945
Wiring devices.....	11	71		384.560	385.385	387.736	387.735	389.904
Current-carrying wiring devices.....	11	7101		260.355	260.411	263.856	263.682	266.946
Current-carrying switches for electrical circuitry (including vehicular switches).....	11	710143	12/99	183.537	183.478	183.512	183.614	183.728
Current-carrying wire connectors for electrical circuitry.....	11	710144	12/99	175.320	175.601	172.086	170.975	176.598
Current-carrying wiring devices n.e.c.....	11	710147	06/06	185.894	185.889	191.454	191.587	193.639
Noncurrent-carrying wiring devices.....	11	7102		560.272	562.509	562.139	562.494	561.977
Noncurrent-carrying electrical conduit and conduit fittings, incl. plastic conduit & fittings.....	11	710216	12/04	326.187	328.880	328.545	327.802	327.310
Other noncurrent-carrying wiring devices and supplies (boxes, covers, bar hangers, etc.).....	11	710217	12/04	206.768	206.637	207.480	207.228	207.024
Porcelain, steatite, and other ceramic electrical products.....	11	710252	12/03	192.582	192.290	190.748	194.837	194.837
Integrating and measuring instruments.....	11	72		180.855	181.754	181.691	182.273	182.263
Test equipment for electrical, radio, & communication circuits & motors. ...	11	7205	12/83	170.644	171.493	171.433	171.982	171.972
Test equipment for electrical, radio, & communication circuits & motors.....	11	720501		179.800	180.694	180.631	181.209	181.199
Motors, generators, motor generator sets.....	11	73		284.604	284.665	284.742	288.682	291.485
Fractional horsepower motors and generators.....	11	7303	06/83	214.923	215.465	216.136	216.136	216.634
Fractional horsepower motors and generators.....	11	730312	12/99	161.706	162.114	162.619	162.619	162.993
Integral horsepower motors and generators (excluding land transportation types).....	11	7304	06/83	407.349	407.349	407.349	407.349	407.349
Integral horsepower motors and generators (excluding land transportation types).....	11	730405	12/99	283.635	283.635	283.635	283.635	283.635
Parts and supplies for motors and generators.....	11	7309	06/83	313.106	313.106	313.106	314.530	322.994
Parts and supplies for motors and generators.....	11	730901	06/83	313.106	313.106	313.106	314.530	322.994
Other motors and generators.....	11	7311	06/06	151.909	151.909	151.909	156.197	157.937
Other motors and generators.....	11	731101	06/06	151.909	151.909	151.909	156.197	157.937
Prime mover generator sets, except steam & hydraulic turbine.....	11	7311012	12/14	129.285	129.285	129.285	136.706	137.117
Transformers and power regulators.....	11	74		380.000	381.031	384.184	389.023	390.098
Power and distribution transformers, except parts.....	11	7409	12/99	333.191	333.191	336.527	341.645	341.645
Other transformers and parts for transformers.....	11	7411	12/99	217.075	220.554	220.554	220.554	224.144
Switchgear, switchboard, industrial controls equipment.....	11	75		317.153	317.628	321.232	322.261	323.456
Industrial controls and related parts and accessories.....	11	7507		305.594	305.625	310.301	310.308	310.308
Industrial controls and related parts and accessories.....	11	750799	06/85	290.847	290.876	295.327	295.333	295.333
General-purpose industrial controls.....	11	7507991	06/11	156.502	156.528	159.804	159.808	159.808
Parts for industrial controls and motor-control accessories.....	11	7507992	06/11	141.782	141.782	142.167	142.167	142.167
Specific-purpose industrial controls.....	11	7507993	06/11	133.607	133.607	134.680	134.682	134.682
Switchgear and switchboard apparatus.....	11	7522	06/05	183.838	184.279	185.897	186.878	188.021
Switchgear and switchboard apparatus.....	11	752201	06/05	183.838	184.279	185.897	186.878	188.021
Low voltage panelboards and distribution boards, 1000 volts or less..	11	7522013	12/07	151.836	151.885	151.885	151.885	151.885
Switchgear, except relays and ducts.....	11	752201A	12/07	180.332	181.095	183.989	185.535	187.506
Communications and related equipment and miscellaneous electronic systems & equipment.....	11	76	12/85	131.138	131.128	131.449	131.504	132.002
Telephone and wireline data networking equipment.....	11	7601	12/85	89.515	89.502	92.822	92.024	92.358
Other communications and related equipment, including broadcast and wireless.....	11	7603	06/13	109.628	109.605	109.577	109.727	109.717
Broadcast, studio, and related electronic equipment.....	11	760301	12/85	120.921	120.210	119.939	120.088	119.945
Radio station and wireless communication equipment.....	11	760302	12/85	101.438	101.438	101.438	101.438	101.438
Radio station equipment.....	11	7603022	06/13	116.063	116.063	116.063	116.063	116.063
Other broadcast and wireless communications systems and equipment.....	11	7603023	06/13	114.042	114.042	114.042	114.042	114.042

See footnotes at end of table.

Table 9. Producer price indexes for commodity and service groupings and individual items, not seasonally adjusted — Continued
 [August 2023, Index base 1982=100, unless otherwise indicated]

Title	Commodity code		Other index base	Unadjusted index ¹				
	Group code	Item code		Apr. 2023	May 2023 ^P	June 2023 ^P	July 2023 ^P	Aug. 2023 ^P
Intercommunications, alarm and traffic control systems.....	11	760303	12/85	161.403	161.655	161.557	162.954	162.954
Alarm systems, including electric sirens and horns.....	11	7603031	06/08	130.300	130.300	130.300	132.094	132.094
Intercommunications systems, including inductive paging systems....	11	7603033	06/08	149.765	153.405	153.405	153.405	153.405
Electronic systems and equipment, n.e.c.....	11	7605	12/03	147.708	147.708	147.713	148.765	148.298
Electronic systems and equipment, n.e.c.....	11	760512	12/03	147.708	147.708	147.713	148.765	148.298
Search, detection, navigation & guidance systems and equipment.....	11	7606	06/04	161.390	161.390	161.491	161.491	162.650
Search, detection, navigation & guidance systems and equipment.....	11	760613	06/04	161.390	161.390	161.491	161.491	162.650
Electric lamp bulbs, tubes, and components.....	11	77		102.673	102.673	107.387	107.387	107.387
Electric lamp bulbs, tubes, and components.....	11	7704	12/04	79.219	79.219	82.856	82.856	82.856
Electric lamp bulbs, tubes, and components.....	11	770401	12/04	79.219	79.219	82.856	82.856	82.856
Electronic components and accessories.....	11	78		68.051	67.356	67.496	67.597	67.646
Relays for electronic circuitry, industrial control overload, and switchgear type.....	11	7821		283.411	283.411	283.411	283.411	283.411
Relays for electronic circuitry, industrial control overload, and switchgear type.....	11	782119	06/90	210.708	210.708	210.708	210.708	210.708
Switches, mechanical, for electronic circuitry.....	11	7822	06/82	249.312	264.379	264.379	266.947	—
Switches, mechanical, for electronic circuitry.....	11	782299	06/82	249.312	264.379	264.379	266.947	—
Connectors for electronic circuitry.....	11	7824		252.367	252.521	251.457	252.381	252.393
Connectors for electronic circuitry.....	11	782481	12/11	145.774	145.863	145.249	145.782	145.790
Filters, crystals, and transducers.....	11	7828	06/82	115.590	116.642	116.642	116.642	116.642
Filters, crystals, and transducers.....	11	782890	06/82	115.590	116.642	116.642	116.642	116.642
Crystal, filter, piezoelectric, and other related electronic devices (exc. microwave filters).....	11	7828901	06/82	120.095	121.188	121.188	121.188	121.188
Integrated microcircuits.....	11	7839	06/05	33.161	32.984	33.108	32.557	32.588
Integrated microcircuits.....	11	783911	06/05	33.161	32.984	33.108	32.557	32.588
Other semiconductor and related devices.....	11	7847	06/05	75.827	75.827	75.827	77.403	77.403
Other semiconductor devices, including parts (such as chips, wafers and heat sinks).....	11	784711	06/05	73.869	73.869	73.869	75.404	75.404
Bare printed circuit boards.....	11	7849	12/00	122.590	122.590	124.346	124.346	124.570
Bare printed circuit boards.....	11	784901	06/82	128.250	128.250	130.087	130.087	130.322
Electronic coils, transformers, and other inductors.....	11	7853	06/82	246.110	246.110	246.756	246.756	246.756
Electronic coils, transformers, and other inductors.....	11	785399	06/00	168.948	168.948	169.391	169.391	169.391
Capacitors and resistors for electronic circuitry.....	11	7854	12/22	100.586	100.586	100.586	100.586	100.586
Capacitors for electronic circuitry.....	11	785411	12/02	187.740	187.740	187.740	187.740	187.740
Microwave components, electron tubes, and other electronic components, n.e.c.....	11	7856	06/00	171.734	171.806	172.406	174.047	174.536
Printed circuit assemblies, loaded boards, modules and consumer external modems.....	11	7861	06/82	86.278	80.970	81.032	81.284	81.284
Printed circuit assemblies, loaded boards, modules and consumer external modems.....	11	786199	06/82	86.278	80.970	81.032	81.284	81.284
Miscellaneous electrical machinery and equipment.....	11	79		137.155	137.236	137.410	138.452	138.472
Storage batteries.....	11	7901		244.762	244.762	245.053	244.718	244.718
Storage batteries, lead acid type, BCI dimensional group 8D or smaller.....	11	790103	12/84	259.505	259.505	259.505	258.944	258.944
Storage batteries, lead acid type, larger than BCI dimensional group 8D.....	11	790104	12/84	313.956	313.956	316.396	316.396	316.396
Storage batteries (excluding lead acid), including parts for all storage batteries.....	11	790105	12/84	259.130	259.130	259.130	259.130	259.130
Primary batteries.....	11	7902		233.429	232.792	234.443	234.798	235.305
Primary batteries.....	11	790229	12/03	151.401	150.987	152.058	152.288	152.617
Carbon and graphite products.....	11	7903		228.785	229.223	229.210	229.846	229.953
X-ray and electromedical equipment.....	11	7905		91.964	92.072	92.072	93.162	93.163
Irradiation equipment.....	11	790512	06/85	125.822	125.822	125.822	125.822	125.822
Electromedical equipment, including diagnostic, therapeutic and patient monitoring equipment.....	11	790541	06/09	101.654	101.819	101.819	103.486	103.488
Miscellaneous electrical industrial apparatus.....	11	7929	12/85	184.872	184.395	186.174	185.459	185.459
Rectifying apparatus.....	11	792902	12/85	208.790	208.790	208.790	208.790	208.790
Other electrical equipment for industrial use, except for electronic circuitry.....	11	792904	12/03	158.129	157.551	159.709	158.842	158.842
All other electrical equipment and components, except industrial.....	11	7939	12/06	133.113	133.113	133.114	133.114	134.303
All other electrical equipment and components, except industrial.....	11	793901	12/06	133.113	133.113	133.114	133.114	134.303
Miscellaneous instruments.....	11	8		245.822	246.812	247.236	247.886	249.008
Automatic environmental controls for monitoring residential, commercial, and appliance use.....	11	81		211.685	216.114	216.359	216.359	217.246
Automatic environmental controls for monitoring residential, commercial, and appliance use.....	11	8105	12/03	145.976	149.030	149.199	149.199	149.811
Automatic environmental controls for monitoring residential, commercial, and appliance use.....	11	810501	12/03	145.976	149.030	149.199	149.199	149.811
Industrial process control instruments.....	11	82	06/83	284.940	285.587	287.328	286.593	289.108
Industrial process control instruments.....	11	8201	06/83	284.940	285.587	287.328	286.593	289.108
Industrial process control instruments.....	11	820171	12/03	172.571	172.963	174.018	173.572	175.095

See footnotes at end of table.

Table 9. Producer price indexes for commodity and service groupings and individual items, not seasonally adjusted — Continued
 [August 2023, Index base 1982=100, unless otherwise indicated]

Title	Commodity code		Other index base	Unadjusted index ¹				
	Group code	Item code		Apr. 2023	May 2023 ^P	June 2023 ^P	July 2023 ^P	Aug. 2023 ^P
Fluid meters and counting devices.....	11	84	12/85	246.120	246.873	248.222	249.643	249.607
Fluid meters and counting devices.....	11	8401	12/85	246.120	246.873	248.222	249.643	249.607
Engineering and scientific instruments.....	11	85	12/85	280.615	281.142	281.142	285.253	287.085
Aeronautical, nautical, and navigational instruments.....	11	8501	12/85	315.235	315.235	315.235	320.870	323.381
Aeronautical, nautical, and navigational instruments.....	11	850111	12/85	315.235	315.235	315.235	320.870	323.381
Hospital beds and specialized hospital furniture.....	11	8504	12/11	139.397	140.856	140.856	140.856	140.856
Hospital beds and specialized hospital furniture.....	11	850404	12/11	139.397	140.856	140.856	140.856	140.856
Measuring instruments and lenses.....	11	86	12/85	170.538	171.660	171.660	170.879	170.878
Sighting, tracking, and fire-control equipment, optical type.....	11	8601	12/85	143.048	143.048	141.109	137.818	137.818
Sighting, tracking, and fire-control equipment, optical type.....	11	860111	12/85	143.048	143.048	141.109	137.818	137.818
All other miscellaneous optical instruments and lenses.....	11	8602	12/85	146.512	146.512	146.737	146.672	146.928
All other miscellaneous optical instruments and lenses.....	11	860211	12/85	146.512	146.512	146.737	146.672	146.928
Laboratory analytical instruments.....	11	8603	12/85	181.439	182.967	183.135	182.461	182.399
Laboratory analytical instruments.....	11	860311	12/85	181.439	182.967	183.135	182.461	182.399
Measuring & controlling devices, n.e.c.....	11	89	06/85	196.797	196.869	197.073	197.917	199.541
Aircraft engine instruments.....	11	8901	06/85	179.693	179.693	183.801	190.644	190.644
Aircraft engine instruments.....	11	890199	06/85	179.693	179.693	183.801	190.644	190.644
Nuclear radiation detection & monitoring instruments.....	11	8904	06/85	246.668	247.588	248.577	248.577	248.577
Nuclear radiation detection & monitoring instruments.....	11	890499	06/85	246.668	247.588	248.577	248.577	248.577
Physical properties and kinematic testing equipment.....	11	8905	06/04	135.313	135.313	135.317	135.317	135.700
Physical properties and kinematic testing equipment.....	11	890599	06/04	135.313	135.313	135.317	135.317	135.700
Commercial, geophysical, meteorological, surveying, drafting & general-purpose instruments.....	11	8906	06/04	136.419	136.419	135.559	135.559	138.610
Commercial, geophysical, meteorological & general-purpose instruments.....	11	890699	06/04	136.419	136.419	135.559	135.559	138.610
Miscellaneous machinery.....	11	9		213.761	214.273	214.431	215.199	215.681
Oil field and gas field machinery.....	11	91		250.632	250.632	250.632	250.632	250.632
Oil and gas field drilling, surveying, and cementing machinery (except parts sold separately).....	11	9102		262.037	262.037	262.037	262.037	262.037
Oil and gas field drilling, surveying, and cementing machinery (except parts sold separately).....	11	910201	09/20	111.579	111.579	111.579	111.579	111.579
Oil field and gas field production machinery (except pumps and parts sold separately).....	11	9104		227.928	227.928	227.928	227.928	227.928
Oil field and gas field production machinery (except pumps and parts sold separately).....	11	910456	12/03	187.270	187.270	187.270	187.270	187.270
Parts and attachments for oil and gas field machinery and equipment.....	11	9106	12/10	132.095	132.095	132.095	132.095	132.095
Parts and attachments for oil and gas field drilling machinery and equipment.....	11	910602	12/10	132.857	132.857	132.857	132.857	—
Parts and attachments for oil and gas field production machinery and equipment.....	11	910604	12/10	131.985	131.985	131.985	131.985	131.985
Mining machinery and equipment.....	11	92		415.642	416.819	417.007	418.496	417.713
Mining machinery and equipment (except parts sold separately).....	11	9207	09/19	141.063	141.535	141.535	142.191	141.846
Underground mining machinery (except parts sold separately).....	11	920701	12/03	296.390	296.626	296.626	296.626	—
Crushing, pulverizing, & screening machinery (except parts sold separately).....	11	920702	12/03	249.314	249.314	249.314	249.314	249.314
Drills and other mining machinery (except parts sold separately).....	11	920703	12/03	239.753	242.144	242.144	245.799	—
Mineral processing & beneficiation machinery (except parts sold separately).....	11	920704	12/03	271.465	271.465	271.467	271.467	271.467
Parts and attachments for mining machinery and equipment (sold separately).....	11	9253		325.032	325.392	326.030	326.030	326.030
Parts and attachments for mining machinery and equipment (sold separately).....	11	925303	12/03	234.123	234.383	234.842	234.842	234.842
Internal combustion engines.....	11	94		194.927	194.932	195.127	198.671	198.692
Diesel, semidiesel, and dual-fuel engines (except automotive).....	11	9407	12/82	212.141	212.152	213.420	225.271	225.271
Diesel, semidiesel, and dual-fuel engines (except automotive).....	11	940725	12/00	162.682	162.690	163.663	172.750	172.750
Diesel, semidiesel, and dual-fuel engines for automobiles, trucks, and buses.....	11	9408	12/82	167.190	167.190	167.190	167.190	167.190
Diesel, semidiesel, and dual-fuel engines for automobiles, trucks, and buses.....	11	940811	12/82	167.190	167.190	167.190	167.190	167.190
Parts & accessories for internal combustion engines, ex. aircraft & gasoline automotive engines.....	11	9413		246.235	246.234	246.234	246.194	246.194
Parts & accessories for internal combustion engines, ex. aircraft & gasoline automotive engines.....	11	941301		246.235	246.234	246.234	246.194	246.194
Machine shop products.....	11	95		220.309	221.442	221.783	222.110	222.275
Machine shop products.....	11	9505	06/84	199.581	200.608	200.916	201.213	201.362
Machine shop job work and job order repairs.....	11	950501	06/84	199.581	200.608	200.916	201.213	201.362
Turbines and turbine generator sets.....	11	97	06/87	267.066	267.598	267.106	261.623	266.816
Turbines and turbine generator sets (excluding parts).....	11	9701	06/87	267.066	267.598	267.106	261.623	266.816
Steam, gas, and other turbines and turbine generators.....	11	970103	06/11	111.158	111.244	111.477	108.856	109.648

See footnotes at end of table.

Table 9. Producer price indexes for commodity and service groupings and individual items, not seasonally adjusted — Continued
 [August 2023, Index base 1982=100, unless otherwise indicated]

Title	Commodity code		Other index base	Unadjusted index ¹				
	Group code	Item code		Apr. 2023	May 2023 ^P	June 2023 ^P	July 2023 ^P	Aug. 2023 ^P
Parts & accesories for turbines, turbine generators, and turbine generator sets.....	11	98	09/15	121.157	121.136	121.136	121.226	121.226
Parts & accesories for turbines, turbine generators, and turbine generator sets.....	11	9801	09/15	121.157	121.136	121.136	121.226	121.226
Parts & accesories for turbines, turbine generators, and turbine generator sets.....	11	980101	09/15	121.157	121.136	121.136	121.226	121.226
Furniture and household durables.....	12	—		217.986	218.414	218.457	218.725	219.167
Household furniture.....	12	1		274.726	274.545	275.465	276.139	277.047
Metal household furniture.....	12	11		223.946	223.946	224.552	224.646	224.773
Metal household furniture.....	12	1101		223.946	223.946	224.552	224.646	224.773
Metal household dining room and kitchen furniture.....	12	110102	06/84	259.406	259.406	263.837	264.524	265.460
Other metal household furniture.....	12	110104	06/84	201.209	201.209	201.209	201.209	201.209
Metal household furniture, beds, nonupholstered.....	12	1101041	12/11	142.049	142.049	142.049	142.049	142.049
Wood household furniture (nonupholstered).....	12	12		307.806	307.629	316.717	323.331	323.509
Wood household furniture (nonupholstered).....	12	1206	12/22	101.846	101.788	104.795	106.983	107.042
Wood living room furniture (nonupholstered).....	12	120602	12/04	164.744	164.744	166.155	166.838	166.838
Wood dining room, outdoor, and ready-to-assemble furniture (nonupholstered).....	12	120603	12/22	104.927	104.983	108.668	109.326	109.493
Wood bedroom furniture, including infants' and children's, (nonupholstered).....	12	120605	12/04	163.288	162.938	163.474	163.629	163.629
Upholstered household furniture.....	12	13		260.909	261.041	261.141	261.141	261.462
Upholstered household furniture.....	12	1301		260.909	261.041	261.141	261.141	261.462
Dual purpose sleep furniture, incl. convertible sofa.....	12	130123	06/83	218.468	218.531	218.531	218.531	218.531
Upholstered household furniture.....	12	130141	06/05	165.903	165.995	166.073	166.073	166.321
Upholstered household davenports, sofas, loveseats, and settees.....	12	1301411	12/11	144.969	144.969	144.969	144.969	144.969
Upholstered household sectional sofa pieces.....	12	1301412	12/11	136.258	136.258	136.258	136.258	136.857
Upholstered household rocking chairs, including swivel rockers.....	12	1301413	12/11	141.885	142.639	142.639	142.639	142.639
Other upholstered household furniture, including custom.....	12	1301415	12/11	155.815	156.225	156.731	156.731	157.299
Bedding.....	12	14		238.282	237.611	237.795	237.821	239.941
Bedding.....	12	1401		238.282	237.611	237.795	237.821	239.941
Innerspring mattresses, excluding crib size.....	12	140104	12/95	219.408	219.408	219.974	219.936	223.603
Mattress foundations.....	12	140107	12/11	147.817	138.948	138.419	138.963	138.995
Mattresses, other types, including crib, foam, waterbed mattresses and mattress inserts.....	12	140114	06/83	253.368	253.368	253.368	253.368	256.934
Sleep system ensembles and mattresses, excluding conventional waterbeds.....	12	140122	12/95	162.620	162.620	162.620	162.620	—
Mattress and foundation sets.....	12	140134	12/03	140.779	140.779	140.779	140.779	140.779
Metal porch, lawn, outdoor & casual furniture.....	12	15		373.362	373.337	366.795	366.795	366.795
Porch and lawn furniture.....	12	1501		373.362	373.337	366.795	366.795	366.795
Metal porch, lawn, outdoor & casual furniture.....	12	150112	06/84	371.359	371.334	364.826	364.826	364.826
Nonupholstered household furniture, except wood and metal.....	12	16	12/85	148.071	148.071	148.071	148.071	—
Nonupholstered household furniture, except wood and metal.....	12	1601	12/85	148.071	148.071	148.071	148.071	—
Nonupholstered household furniture, except wood and metal.....	12	160101	12/85	148.071	148.071	148.071	148.071	—
Commercial furniture.....	12	2		307.970	309.607	308.882	310.951	310.654
Wood office furniture and store fixtures.....	12	21		297.933	296.769	296.663	301.294	301.193
Wood office furniture and store fixtures.....	12	2101		297.933	296.769	296.663	301.294	301.193
Wood office seating, including upholstered.....	12	210112	06/85	258.535	258.535	258.535	261.703	261.703
Wood office desks and extensions.....	12	210113	06/85	324.026	324.026	326.161	326.161	326.161
Wood office files, storage units, and tables.....	12	210114	06/85	286.590	286.590	287.597	287.597	287.597
Wood office furniture, other types (incl. panel/desk systems).....	12	210116	06/85	229.279	229.279	229.279	229.279	229.279
Fixtures for stores, banks and offices.....	12	210161	12/83	295.996	294.622	294.334	299.650	299.531
Custom architectural woodwork, millwork, and fixtures.....	12	2101611	06/08	147.444	146.443	146.443	149.593	149.922
Wood lockers, partitions, and shelving (except custom).....	12	2101612	06/08	161.926	161.664	158.289	160.242	157.979
Wood furniture dimensions and nonwood furniture parts and frames..	12	2101615	12/11	201.302	204.925	205.591	210.533	204.853
Nonwood furniture and store fixtures.....	12	22		301.797	306.270	304.755	304.767	304.205
Nonwood commercial storage units, files, and tables.....	12	2202		289.664	309.631	311.058	316.440	315.598
Nonwood commercial storage units, files, and tables.....	12	220202	06/95	208.058	222.399	223.424	227.290	226.685
Nonwood commercial furniture.....	12	2203		308.229	311.944	311.843	311.530	310.788
Nonwood commercial desks and extensions.....	12	220321		—	—	373.283	371.449	372.884
Nonwood office seating.....	12	220325		228.010	239.027	239.027	238.745	238.745
Nonwood office furniture panel systems, and other nonwood office furniture.....	12	220326	06/95	230.541	227.637	227.487	227.464	226.215
Nonwood partitions and fixtures.....	12	2204	12/83	284.223	284.255	280.410	279.022	278.763
Storage racks and accessories, except wood.....	12	220407	12/83	270.263	270.263	265.254	259.415	246.549
Fixtures (bank, office, and store) except wood.....	12	220409	12/83	282.096	286.847	284.856	284.856	293.899
Public building furniture.....	12	23	12/84	315.789	316.407	316.407	316.407	316.845
Public building furniture.....	12	2301	12/84	315.789	316.407	316.407	316.407	316.845

See footnotes at end of table.

Table 9. Producer price indexes for commodity and service groupings and individual items, not seasonally adjusted — Continued
 [August 2023, Index base 1982=100, unless otherwise indicated]

Title	Commodity code		Other index base	Unadjusted index ¹				
	Group code	Item code		Apr. 2023	May 2023 ^P	June 2023 ^P	July 2023 ^P	Aug. 2023 ^P
School furniture (except stone and concrete), excluding library furniture.....	12	230101	12/84	374.656	374.656	374.656	374.656	376.188
Public building and related furniture, excluding school & restaurant furniture.....	12	230102	12/84	304.394	305.294	305.294	305.294	305.294
Commercial furniture and fixtures, n.e.c.....	12	24	12/85	284.821	285.108	285.231	287.393	286.921
Commercial furniture and fixtures, n.e.c.....	12	2401	12/85	284.821	285.108	285.231	287.393	286.921
Bar, bowling center, cafeteria, and restaurant furniture.....	12	240104	12/10	176.652	176.637	176.626	176.660	176.527
Other commercial and institutional furniture and fixtures, n.e.c.....	12	240108	12/10	163.167	163.419	163.526	165.348	165.006
Floor coverings.....	12	3		212.810	212.485	211.598	211.345	211.345
Carpets and rugs.....	12	31		206.773	206.405	205.397	205.111	205.111
Carpet and rugs.....	12	3101		209.963	209.589	208.566	208.275	208.275
Carpet and rugs.....	12	310101		209.963	209.589	208.566	208.275	208.275
Resilient floor coverings.....	12	32		262.289	262.289	262.289	262.289	262.289
Resilient floor coverings.....	12	3201		262.289	262.289	262.289	262.289	262.289
Resilient floor coverings.....	12	320170	12/11	117.936	117.936	117.936	117.936	117.936
Household appliances.....	12	4		148.556	149.601	149.481	148.998	150.503
Major appliances.....	12	41		143.227	144.369	144.239	143.688	145.410
Household cooking appliances.....	12	4101		154.536	156.613	155.936	155.175	159.958
Electric household ranges, ovens (including microwave), surface cooking units, and equipment.....	12	410105	12/02	158.319	158.684	155.484	154.695	157.051
Gas household ranges, ovens, surface cooking units and equipment. . .	12	410139	12/02	143.884	146.091	146.286	145.285	151.328
Other household ranges and cooking equipment, including outdoor equipment.....	12	410169	12/02	185.741	190.216	191.677	191.137	198.259
Household refrigeration equipment.....	12	4103		121.522	122.199	121.957	121.641	119.917
Household refrigerators, including refrigerator-freezer combinations.....	12	410329	12/02	131.828	132.205	131.870	131.107	129.372
Other major household appliances including room air-conditioners.....	12	4104		174.514	175.399	176.548	175.981	176.698
Room air-conditioners.....	12	410445		231.180	231.180	233.582	233.583	233.583
Household vacuum cleaners, including parts and attachments.....	12	43		128.221	128.102	128.517	128.517	128.517
Household vacuum cleaners and other floor care machines (including parts and attachments).....	12	4301		120.287	120.175	120.565	120.565	120.565
Household vacuum cleaners and other floor care machines (including parts and attachments).....	12	430114	06/07	131.219	131.097	131.522	131.522	131.522
Electric housewares and fans.....	12	44		146.262	146.755	146.563	146.545	146.557
Parts and attachments for small electric household appliances, including fan parts.....	12	4403	12/82	197.705	197.705	197.705	197.705	197.435
Parts and attachments for small electric household appliances, including fan parts.....	12	440311	12/82	197.705	197.705	197.705	197.705	197.435
Small electric household appliances, including fans.....	12	4404	05/21	116.643	117.037	116.883	116.869	116.880
Small electric household appliances, including fans.....	12	440401	05/21	116.643	117.037	116.883	116.869	116.880
Portable residential lighting fixtures, including parts and accessories.....	12	45		295.441	295.446	295.452	295.452	295.458
Portable residential lighting fixtures, including parts and accessories.....	12	4501		295.441	295.446	295.452	295.452	295.458
Portable residential lighting fixtures, including parts and accessories.....	12	450135	06/98	199.126	199.130	199.134	199.134	199.138
Home electronic equipment.....	12	5		62.278	62.278	62.278	62.278	62.278
Speakers and commercial sound equipment.....	12	57	12/03	137.664	137.664	137.664	137.664	137.664
Speakers and commercial sound equipment.....	12	5707	12/03	137.664	137.664	137.664	137.664	137.664
Speakers and commercial sound equipment.....	12	570708	12/03	137.664	137.664	137.664	137.664	137.664
Other home electronic equipment.....	12	58	06/04	114.837	114.837	114.837	114.837	114.837
Other home electronic equipment, including television receivers and automotive A/V equipment.....	12	5803	01/17	119.037	119.037	119.037	119.037	119.037
All other consumer audio and video equipment, excluding TV receivers and automotive A/V equip.....	12	580301	06/04	105.704	105.704	105.704	105.704	105.704
Other household durable goods.....	12	6		243.576	242.171	243.289	242.360	241.255
Vitreous china, fine earthenware, and other pottery products.....	12	61		321.579	330.018	330.018	328.166	328.166
Vitreous china, porcelain, and earthenware table and kitchenware and other pottery products.....	12	6101		321.534	329.972	329.972	328.119	328.119
Vitreous china, porcelain, and earthenware (semivitreous) table and kitchenware.....	12	610104	06/08	142.412	142.412	142.412	136.610	136.610
All other pottery products (including china decorated for the trade). . . .	12	610105	06/08	159.258	164.126	164.126	164.126	164.126
Mirrors (decorated and undecorated).....	12	65		219.667	212.942	219.038	214.318	208.269
Mirrors (decorated and undecorated), made from purchased glass.....	12	6501		219.667	212.942	219.038	214.318	208.269
Mirrors (decorated and undecorated), made from purchased glass.....	12	650104	12/04	141.500	137.168	141.095	138.054	134.158
Lawn/garden equipment.....	12	66		180.080	179.525	179.490	179.482	179.525
Parts and attachments for consumer lawn, garden, and snow equipment.....	12	6605	12/82	232.727	229.530	229.530	230.606	231.175
Parts and attachments for consumer lawn, garden, and snow equipment.....	12	660503	06/03	157.244	155.084	155.084	155.811	156.195
Consumer lawn, garden, and snow equipment.....	12	6607	05/18	119.966	119.736	119.710	119.644	119.644

See footnotes at end of table.

Table 9. Producer price indexes for commodity and service groupings and individual items, not seasonally adjusted — Continued
 [August 2023, Index base 1982=100, unless otherwise indicated]

Title	Commodity code		Other index base	Unadjusted index ¹				
	Group code	Item code		Apr. 2023	May 2023 ^P	June 2023 ^P	July 2023 ^P	Aug. 2023 ^P
Consumer lawn, garden, and snow equipment.....	12	660701	05/18	119.966	119.736	119.710	119.644	119.644
Consumer riding lawn, garden, and snow equipment.....	12	6607011	06/03	133.429	133.429	133.429	133.429	133.429
Consumer nonriding lawn, garden, and snow equipment.....	12	6607012	06/03	129.924	129.409	129.352	129.202	129.202
Cutlery, flatware (except precious), razors and razor blades.....	12	67		278.274	278.274	278.274	278.274	278.274
Cutlery, flatware (except precious), razors and razor blades.....	12	6701		278.274	278.274	278.274	278.274	278.274
Cutlery, scissors, shears, trimmers, and snips.....	12	670141	12/83	292.868	292.868	292.868	292.868	292.868
Metal kitchen utensil, pots, and pans.....	12	68		308.923	308.923	308.923	308.923	308.923
Metal kitchen utensil, pots, and pans.....	12	6801		308.923	308.923	308.923	308.923	308.923
Stamped and spun kitchen utensils, aluminum.....	12	680101		291.971	291.971	291.971	291.971	291.971
Window shades, blinds, and accessories.....	12	69	06/84	295.965	295.877	295.877	295.876	295.875
Window shades, blinds, and accessories.....	12	6901	06/84	295.965	295.877	295.877	295.876	295.875
Window shades and window shade accessories and rollers.....	12	690101	06/84	360.539	360.539	360.539	360.539	360.539
Other shades and blinds, including curtain and drapery fixtures, poles, & rods.....	12	690103	06/84	224.096	223.841	223.841	223.841	223.841
Nonmetallic mineral products.....	13	—		327.041	327.749	328.519	329.168	329.452
Glass.....	13	1		184.064	183.273	183.820	182.810	181.084
Flat glass.....	13	11		172.607	171.544	172.199	170.954	168.938
Specialty glass.....	13	1107		208.618	206.804	206.443	206.808	204.674
Specialty glass.....	13	110703	06/11	152.104	150.781	150.518	150.784	149.228
Other glass products, made by flat glass producers.....	13	1107034	06/11	161.713	161.713	161.713	161.713	161.713
Flat glass (float, sheet, and plate process).....	13	1108	12/22	94.347	94.635	96.884	93.138	—
Flat glass (float, sheet, and plate process).....	13	110811	12/22	94.347	94.635	96.884	93.138	—
Other finished glassware.....	13	13	06/83	198.686	199.211	199.193	199.378	199.227
Pressed and blown glassware.....	13	1301	06/83	201.845	202.379	202.361	202.549	202.395
Machine-made pressed & blown table, kitchen, art, & novelty glassware.....	13	130116	12/11	154.633	154.633	154.633	154.633	154.372
All other machine-made pressed and blown glassware.....	13	130117	12/11	125.484	125.637	125.612	125.875	125.875
Handmade pressed and blown glassware.....	13	130118	12/11	121.434	129.521	129.521	129.521	129.521
Concrete ingredients and related products.....	13	2		401.071	402.238	404.335	405.942	407.605
Construction sand, gravel, and crushed stone.....	13	21		454.204	455.000	458.451	458.828	461.432
Construction sand, gravel and crushed stone.....	13	2101		454.204	455.000	458.451	458.828	461.432
Construction sand and gravel (run of pit/bank, washed, screened, etc.)..	13	210120	12/11	170.320	171.708	171.784	172.153	173.057
Construction sand and gravel, Northeast.....	13	2101201	12/12	180.785	179.548	179.548	179.548	179.548
Construction sand and gravel, Midwest.....	13	2101202	12/12	186.034	189.071	189.071	189.071	189.071
Construction sand and gravel, West.....	13	2101204	12/12	172.358	174.430	174.627	175.581	177.920
Crushed and broken stone.....	13	210121		447.822	447.286	452.165	452.260	454.915
Crushed and broken limestone.....	13	2101212	12/11	175.232	175.298	176.486	176.859	178.377
Crushed and broken granite.....	13	2101213	12/11	170.226	168.702	171.204	171.463	171.667
Bituminous limestone, sandstone, & other crushed & broken stone. ...	13	2101219	12/11	143.999	144.198	147.621	146.260	146.260
Cement, hydraulic.....	13	22		330.005	331.964	331.642	335.708	335.708
Cement, hydraulic.....	13	2201		330.005	331.964	331.642	335.708	335.708
Cement, hydraulic.....	13	220161	06/89	322.979	324.896	324.582	328.561	328.561
Concrete products.....	13	3		361.828	364.934	364.723	366.440	367.615
Concrete block and brick.....	13	31		358.738	358.836	359.057	359.399	361.303
Structural concrete block.....	13	3111		374.604	374.953	375.738	376.957	379.575
Structural concrete block.....	13	311135	12/87	305.720	306.004	306.645	307.640	309.777
Structural concrete block, lightweight units (weighing less than 105 lb/cubic ft.) (dry weight).....	13	3111351	12/11	165.950	165.950	165.950	165.950	166.919
Structural concrete block, mediumweight units (weighing 105 - 124 lb/cubic ft.) (dry weight).....	13	3111352	12/11	171.194	172.083	172.368	172.368	172.368
Structural concrete block, normalweight units (weighing 125 lb or more/cubic ft.) (dry weight).....	13	3111353	12/11	156.185	156.185	156.871	158.112	159.862
Decorative concrete block.....	13	3121		313.081	313.081	313.081	313.081	317.987
Decorative concrete block (including screen, split, slump, shadowal block, etc.).....	13	312101		313.081	313.081	313.081	313.081	317.987
Concrete brick.....	13	3131		325.989	325.989	325.989	325.989	325.989
Concrete brick.....	13	313101		325.989	325.989	325.989	325.989	325.989
Concrete pavers.....	13	3141		302.985	302.985	302.985	302.985	302.985
Concrete pavers (including grid, interlocking, etc.).....	13	314101		302.985	302.985	302.985	302.985	302.985
Concrete pipe.....	13	32		347.406	348.860	354.768	351.161	344.461
Concrete pipe.....	13	3201		347.406	348.860	354.768	351.161	344.461
Concrete pipe.....	13	320108	12/86	303.367	304.636	309.795	306.645	300.795
Concrete storm sewer pipe.....	13	3201082	12/11	208.064	208.837	208.602	208.648	207.343
Concrete pipe, except concrete culvert and storm sewer pipe.....	13	3201083	12/11	152.542	152.779	156.757	156.757	156.757
Ready-mix concrete.....	13	33		357.639	362.064	360.614	363.149	364.715
Ready-mix concrete.....	13	3301		357.639	362.064	360.614	363.149	364.715

See footnotes at end of table.

Table 9. Producer price indexes for commodity and service groupings and individual items, not seasonally adjusted — Continued
 [August 2023, Index base 1982=100, unless otherwise indicated]

Title	Commodity code		Other index base	Unadjusted index ¹				
	Group code	Item code		Apr. 2023	May 2023 ^P	June 2023 ^P	July 2023 ^P	Aug. 2023 ^P
Ready-mix concrete.....	13	330101		357.639	362.064	360.614	363.149	364.715
Northeast region ready-mix concrete.....	13	330101A	12/12	159.309	165.768	164.998	164.998	164.998
Midwest region ready-mix concrete.....	13	330101B	12/12	161.409	163.566	161.029	163.214	163.214
South region ready-mix concrete.....	13	330101C	12/12	160.663	162.150	162.298	164.007	164.437
West region ready-mix concrete.....	13	330101D	12/12	174.834	175.839	175.528	175.309	177.480
Precast concrete products.....	13	34		378.504	380.143	382.479	383.701	384.606
Precast concrete products.....	13	3401		378.504	380.143	382.479	383.701	384.606
Precast concrete products.....	13	340106	12/86	333.920	335.366	337.427	338.505	339.304
Precast concrete slabs and tile, roof and floor units.....	13	3401061	12/11	168.295	168.295	168.295	168.295	168.295
Precast concrete architectural wall panels.....	13	3401062	12/11	182.156	183.204	183.204	183.234	183.234
Burial vaults and boxes, precast concrete.....	13	3401063	12/11	161.218	161.218	161.218	161.218	161.218
Precast concrete products (excl burial vaults and boxes, slabs and tile, and arch. wall panels).....	13	3401064	12/11	171.173	172.003	173.444	174.193	174.752
Prestressed concrete products.....	13	35		356.007	355.348	354.286	354.286	356.392
Prestressed concrete products.....	13	3501		356.007	355.348	354.286	354.286	356.392
Prestressed concrete products.....	13	350107	12/86	363.304	362.632	361.548	361.548	363.697
Prestressed concrete bridge beams and solid and hollow cored slabs and panels.....	13	3501071	12/07	247.385	246.535	245.166	245.166	244.450
Prestressed concrete bridge beams.....	13	35010711	12/07	204.109	204.398	203.673	203.673	202.835
Prestressed concrete solid and hollow cored slabs and panels.....	13	35010712	12/07	294.798	290.370	287.344	287.344	287.344
Prestressed concrete products (excl bridge beams and solid and hollow cored slabs and panels).....	13	3501072	12/07	130.205	130.205	130.205	130.205	132.315
Clay construction products ex. refractories.....	13	4		227.616	230.236	231.125	231.125	230.994
Brick and structural clay tile.....	13	42	12/84	253.123	253.548	253.548	253.548	253.255
Building or common brick.....	13	4201	12/84	249.936	250.360	250.360	250.360	250.068
Building or common brick.....	13	420101	12/84	249.936	250.360	250.360	250.360	250.068
Glazed brick and other brick (paving, floor, and sewer).....	13	4202	12/84	297.638	297.638	297.638	297.638	297.638
Glazed brick and other brick (paving, floor, and sewer).....	13	420201	12/84	297.638	297.638	297.638	297.638	297.638
Clay floor and wall tile, glazed and unglazed.....	13	44		136.040	139.298	140.489	140.489	140.489
Clay floor and wall tile, glazed and unglazed (including quarry tile and ceramic mosaic tile).....	13	4401		136.040	139.298	140.489	140.489	140.489
Clay floor and wall tile, glazed and unglazed (including quarry tile and ceramic mosaic tile).....	13	440131		136.041	139.299	140.490	140.490	140.490
Structural clay products, n.e.c.....	13	45		353.091	353.091	353.091	353.091	353.091
Structural clay products, n.e.c.....	13	4501		353.091	353.091	353.091	353.091	353.091
All other structural clay products, excluding clay refractories.....	13	450199	12/85	303.361	303.361	303.361	303.361	303.361
Refractories.....	13	5		345.975	347.361	347.598	347.111	346.918
Clay refractories.....	13	52		389.605	389.605	389.605	389.605	389.605
Clay refractories.....	13	5201		389.605	389.605	389.605	389.605	389.605
Clay refractories.....	13	520181	12/04	218.832	218.832	218.832	218.832	218.832
Nonclay refractories.....	13	53		310.478	315.222	316.031	314.365	313.705
Nonclay refractories (excluding dead-burned magnesia).....	13	5301		310.478	315.222	316.031	314.365	313.705
Nonclay refractories (excluding dead-burned magnesia).....	13	530112	12/04	203.656	206.768	207.299	206.206	205.773
Asphalt felts and coatings.....	13	6		329.526	331.110	336.526	339.462	336.184
Prepared asphalt and tar roofing and siding products.....	13	61		334.803	336.474	342.882	346.454	342.466
Prepared asphalt and tar roofing and siding products.....	13	6101		334.803	336.474	342.882	346.454	342.466
Prepared asphalt and tar roofing and siding products.....	13	610131	12/03	304.477	305.997	311.825	315.073	311.446
Asphalt smooth-surfaced roll roofing and cap sheets, organic and fiberglass base.....	13	6101311	12/12	153.418	144.347	155.638	155.638	155.638
Asphalt mineral-surfaced roll roofing and cap sheets, organic and fiberglass base.....	13	6101312	12/11	170.670	175.934	175.934	175.934	175.992
Other prepared asphalt and tar products for roofing and siding.....	13	6101317	12/11	128.286	128.832	129.294	129.427	129.524
Roofing asphalts, pitches, coatings, and cement.....	13	62		263.580	264.601	265.323	265.323	265.323
Roofing asphalts, pitches, coatings, and cement.....	13	6201		263.580	264.601	265.323	265.323	265.323
Roofing asphalts, pitches, coatings, and cement.....	13	620121	06/84	249.668	250.635	251.319	251.319	251.319
Gypsum products.....	13	7		465.065	460.869	460.031	459.008	457.660
Gypsum products.....	13	71		465.065	460.869	460.031	459.008	457.660
Gypsum products.....	13	7101		465.065	460.869	460.031	459.008	457.660
Gypsum building materials.....	13	710102	12/93	357.382	353.531	352.762	351.823	350.586
Other gypsum products.....	13	710116	12/99	245.245	245.245	245.245	245.245	245.245
Glass containers.....	13	8		279.298	280.854	280.854	280.402	281.587
Glass containers.....	13	81		279.298	280.854	280.854	280.402	281.587
Glass containers (including value of packaging).....	13	8101		279.298	280.854	280.854	280.402	281.587
Glass containers (including value of packaging).....	13	810104	06/95	213.613	214.803	214.803	214.457	215.363
Other nonmetallic minerals.....	13	9		317.710	316.593	316.669	316.539	317.629

See footnotes at end of table.

Table 9. Producer price indexes for commodity and service groupings and individual items, not seasonally adjusted — Continued
 [August 2023, Index base 1982=100, unless otherwise indicated]

Title	Commodity code		Other index base	Unadjusted index ¹				
	Group code	Item code		Apr. 2023	May 2023 ^P	June 2023 ^P	July 2023 ^P	Aug. 2023 ^P
Insulation materials.....	13	92		267.833	270.351	268.561	269.220	267.312
Mineral wool for thermal and acoustical envelope insulation.....	13	9201		263.377	262.957	261.406	262.287	258.888
Mineral wool for thermal and acoustical envelope insulation.....	13	920105	06/07	200.688	200.368	199.186	199.857	197.267
Mineral wool for industrial, equipment, and appliance insulation.....	13	9202		231.084	237.050	235.231	235.494	235.843
Mineral wool for industrial, equipment, and appliance insulation.....	13	920201		231.084	237.050	235.231	235.494	235.843
Paving mixtures and blocks.....	13	94		393.611	387.794	386.956	386.818	390.143
Paving mixtures and blocks.....	13	9401		393.611	387.794	386.956	386.818	390.143
Paving mixtures and blocks.....	13	940113	12/03	277.696	273.591	273.000	272.903	275.249
Emulsified asphalt, including liquid additives.....	13	940113A	12/09	152.802	154.772	154.739	155.331	156.678
Other liquid asphalt and tar paving materials, including cut-backs.....	13	940113B	12/09	192.943	185.464	183.518	184.811	185.513
Asphalt and tar paving mixtures (excluding liquid).....	13	940113C	12/09	145.426	138.527	137.980	137.050	136.728
Cut stone and stone products.....	13	95	12/84	235.076	236.165	236.165	236.165	236.165
Cut stone and stone products.....	13	9501	12/84	235.076	236.165	236.165	236.165	236.165
Dressed dimension granite (including gneiss, syenite, diorite, and cut granite).....	13	950111	12/84	233.987	231.946	231.946	231.946	231.946
Dressed dimension limestone (including dolomite, travertine, calcareous, tufa, & cut limestone).....	13	950121	12/84	208.310	208.310	208.310	208.310	208.310
Dressed dimension marble and other stone.....	13	950151	12/04	154.751	158.953	158.953	158.953	158.953
Gaskets, packing, and sealing devices.....	13	98	12/85	242.771	243.993	247.051	243.661	243.751
Gaskets and gasketing material.....	13	9801	12/85	265.735	267.694	271.598	265.905	266.069
Nonmetallic gaskets and gasketing.....	13	980111	12/90	240.055	240.052	246.301	237.189	237.451
Metallic gaskets and machined seals.....	13	980112	12/90	207.523	211.037	211.037	211.037	211.037
Packing and sealing.....	13	9802	12/85	227.296	227.640	229.786	229.166	229.166
Compression packing.....	13	980211	12/90	259.095	259.095	259.095	259.095	259.095
Molded packing and sealing devices.....	13	980212	12/90	194.654	195.292	199.276	198.125	198.125
Rotary oil seals.....	13	980214	12/90	186.365	186.365	186.365	186.365	186.365
Nonmetallic minerals and products, n.e.c.....	13	99	06/82	301.165	300.046	300.367	301.889	303.662
Clay and stone mining and quarrying.....	13	9902	06/84	311.583	309.571	310.147	311.818	315.009
Ground or treated minerals and earths.....	13	990209	06/85	299.811	301.474	301.293	302.040	305.771
Treated lightweight aggregate and crushed slag, minerals and earths.....	13	9902094	12/14	156.979	156.979	156.979	157.176	157.176
Other minerals and earths, treated.....	13	9902096	12/14	88.558	89.698	89.574	89.574	92.132
Dimension stone mining and quarrying.....	13	990211	06/85	289.351	304.134	304.134	323.659	323.659
Clay, excluding kaolin and ball clay.....	13	990214	06/90	232.833	233.213	232.742	233.011	232.705
Bentonite.....	13	990214C	12/07	158.606	158.606	158.606	158.606	158.606
All other nonmetallic minerals, including talc and gypsum.....	13	990299	06/85	404.285	364.855	371.691	366.091	373.181
All other nonmetallic mineral products.....	13	9903	12/85	236.456	236.456	236.456	237.552	237.552
Other nonmetallic mineral products.....	13	990319	12/11	115.449	115.449	115.449	115.650	115.650
Transportation equipment.....	14	—		203.013	203.330	203.329	203.679	203.671
Motor vehicles and equipment.....	14	1		168.960	169.066	168.891	169.182	169.170
Motor vehicles.....	14	11		170.827	170.753	170.489	170.768	170.710
Passenger cars and chassis.....	14	1101		141.220	141.139	139.681	139.771	139.868
Passenger cars and chassis.....	14	110131	06/82	140.932	140.851	139.395	139.485	139.582
Motorcycles, including three-wheel motorbikes, motorscooters, mopeds, and parts.....	14	1104		203.065	203.065	203.952	203.952	203.952
Motorcycles, including three-wheel motorbikes, motorscooters, mopeds, and parts.....	14	110401		218.711	218.711	219.667	219.667	219.667
Trucks, truck tractors, & bus chassis 14,000 lb or less, incl. minivans & suvs.....	14	1105		198.680	198.556	198.502	198.833	198.709
Trucks, truck tractors, & bus chassis 14,000 lb or less, incl. minivans & suvs.....	14	110571	12/82	191.160	191.041	190.989	191.308	191.188
Trucks, over 14,000 lbs GVW.....	14	1106		245.744	246.063	246.805	247.674	247.684
Trucks, over 14,000 lbs GVW.....	14	110684	12/05	148.349	148.541	148.989	149.513	149.520
Truck, truck tractors, and bus chassis (chassis of own manufacture) 14,001 to 33,000 lbs.....	14	1106841	06/11	118.234	118.992	120.781	120.781	120.781
Buses, including military and firefighting vehicles (chassis of own manufacture).....	14	1106843	06/11	144.394	144.406	144.418	145.820	145.836
Motor vehicles parts.....	14	12		140.629	140.931	140.855	141.120	141.122
Motor vehicles parts.....	14	1205	12/03	126.018	126.289	126.221	126.459	126.460
Gasoline engines and engine parts, excl. carburetors, pistons, and valves.....	14	120501	12/03	133.574	133.753	133.380	133.462	133.955
Motor vehicle steering and suspension parts.....	14	120502	12/03	111.303	110.823	111.020	111.664	111.663
Motor vehicle transmission and power train.....	14	120503	12/03	122.197	122.277	122.315	123.002	123.054
Motor vehicle drive train components, except wheels and brakes, new.....	14	1205031	12/11	112.965	113.043	113.080	113.748	113.797
Motor vehicle transmissions except auxiliary and parts, new.....	14	12050310	06/12	114.282	114.282	114.282	113.839	114.108
Parts for manual and automatic transmissions, new.....	14	12050313	12/11	124.119	124.546	124.573	126.191	126.131
Other motor vehicle drive train components, except wheels and brakes, new.....	14	12050315	12/11	102.541	102.542	102.679	103.085	102.929

See footnotes at end of table.

Table 9. Producer price indexes for commodity and service groupings and individual items, not seasonally adjusted — Continued
 [August 2023, Index base 1982=100, unless otherwise indicated]

Title	Commodity code		Other index base	Unadjusted index ¹				
	Group code	Item code		Apr. 2023	May 2023 ^P	June 2023 ^P	July 2023 ^P	Aug. 2023 ^P
Motor vehicle drive train components, rebuilt.....	14	1205033	12/11	131.896	131.900	131.900	131.901	131.933
Motor vehicle brake systems.....	14	120504	12/03	147.070	147.346	147.062	146.242	146.559
Motor vehicle brake parts and assemblies, new.....	14	1205041	12/11	133.968	134.244	133.960	133.212	133.502
Motor vehicle drum brake assemblies and parts, new.....	14	1205041A	12/11	165.197	166.266	165.072	166.644	166.533
Other motor vehicle brake parts and assemblies, new.....	14	1205041B	12/11	118.435	118.476	118.479	118.937	119.595
Motor vehicle disc brake assemblies and parts, new.....	14	1205041C	12/11	141.515	141.515	141.515	136.459	136.459
Filters for internal combustion engines and motor vehicles.....	14	120505	12/03	161.800	162.596	162.596	162.596	162.596
Other motor vehicle parts.....	14	120508	12/03	116.575	116.693	117.330	117.781	117.827
Vehicle seating and interior trim.....	14	120511	06/04	114.758	114.834	114.007	113.988	113.977
Automobile trimmings.....	14	1205111	06/09	92.425	92.230	91.945	91.945	91.834
Seats for public conveyance and aircraft.....	14	1205113	06/09	119.930	120.496	119.141	119.072	119.194
Motor vehicle air conditioning systems and compressors.....	14	120512	12/11	101.234	101.523	101.523	101.283	—
Carburetors, pistons, piston rings, and valves.....	14	120513		209.593	209.651	209.651	210.368	211.814
Motor vehicle electrical and electronic equipment.....	14	120514		141.359	141.631	141.541	141.529	141.532
Vehicular lighting equipment.....	14	1205141		153.062	153.173	152.948	152.948	152.948
Other motor vehicle electrical and electronic equipment.....	14	1205142		143.547	143.870	143.811	143.795	143.800
Battery charging alternators, generators, and regulators.....	14	12051422	06/00	107.568	107.881	107.933	107.792	107.834
Parts for electrical and electronic engine equipment.....	14	12051424	06/00	97.940	97.940	97.940	97.940	97.940
All other miscellaneous non-engine electrical and electronic equipment.....	14	12051425	12/03	120.056	120.032	119.958	119.958	119.958
All other miscellaneous complete engine electrical equipment, including spark plugs.....	14	12051426	06/00	112.013	112.577	112.503	112.503	112.503
Truck and bus bodies.....	14	13	12/82	337.094	337.249	336.672	338.231	338.540
Truck and bus bodies sold separately.....	14	1301	12/82	343.826	343.621	342.340	344.489	344.839
Other truck and vehicle bodies, sold separately.....	14	13015	12/08	152.779	152.779	152.017	152.010	152.010
Dump truck bodies, sold separately.....	14	130151	12/08	177.997	177.997	171.852	171.852	171.852
All other truck and vehicle bodies, sold separately.....	14	130152	12/08	150.903	150.903	150.903	150.903	150.903
Service truck bodies, sold separately.....	14	130153	09/15	138.680	138.680	143.147	143.080	143.080
Complete vehicles on purchased chassis.....	14	1302	12/82	325.279	326.359	327.579	327.647	327.859
Buses and firefighting vehicles, complete, produced on purchased chassis.....	14	13027	12/08	128.298	128.410	128.521	128.521	128.677
Buses and firefighting vehicles, complete, produced on purchased chassis.....	14	130275	12/08	128.298	128.410	128.521	128.521	128.677
Other trucks and vehicles, complete, produced on purchased chassis, except upfitting trucks.....	14	130294	09/15	142.067	143.643	145.000	145.109	145.219
Truck trailers.....	14	14		331.730	331.190	331.191	328.603	328.607
Truck trailers.....	14	1406	12/86	321.587	321.064	321.064	318.555	318.559
Truck trailers and chassis, axle rating 10,000 lb or more.....	14	140602	12/86	312.606	312.100	312.100	309.432	309.436
Truck trailers and chassis, axle rating less than 10,000 lb.....	14	140603	12/11	212.901	212.537	212.537	212.537	212.537
Motor homes, built on purchased chassis.....	14	15	06/84	216.308	216.308	216.371	217.565	217.565
Motor homes, built on purchased chassis.....	14	1501	06/84	216.308	216.308	216.371	217.565	217.565
Motor homes, built on purchased chassis.....	14	150101	06/84	216.308	216.308	216.371	217.565	217.565
Travel trailers and campers.....	14	16	06/84	297.435	297.435	297.435	298.789	299.309
Travel trailers.....	14	1601	06/84	284.555	284.555	284.555	286.147	286.758
Travel trailers.....	14	160101	06/84	284.555	284.555	284.555	286.147	286.758
Conventional travel trailers.....	14	1601016	12/11	168.858	168.858	168.858	170.364	170.943
Fifth wheel travel trailers.....	14	1601017	12/11	—	—	174.471	174.471	—
Camping trailers, campers, pick-up covers, and parts.....	14	1602	06/84	336.518	336.518	336.518	336.518	336.518
Camping trailers, campers, pick-up covers, and parts.....	14	160201	06/84	336.518	336.518	336.518	336.518	336.518
Other parts and components, excluding appliances and furnishings.....	14	1602013	12/11	196.082	196.082	196.082	196.082	—
Truck campers, caps, box covers, and fold-down camping trailers.....	14	1602014	06/14	145.630	145.630	145.630	145.630	145.630
Aircraft and aircraft equipment.....	14	2		305.589	306.726	307.401	307.820	307.849
Aircraft.....	14	21		339.731	341.616	342.756	343.181	343.125
Civilian aircraft.....	14	2102	12/85	329.566	332.123	333.669	334.245	334.169
Civilian aircraft.....	14	210206	12/03	178.447	179.831	180.669	180.980	180.940
Military aircraft.....	14	2104	06/13	104.662	104.662	104.662	104.662	104.662
Military aircraft.....	14	210401	06/13	104.662	104.662	104.662	104.662	104.662
Aircraft engine and engine parts.....	14	23	12/85	250.825	251.001	251.107	251.857	252.143
Aircraft engine and engine parts.....	14	2301	12/85	250.825	251.001	251.107	251.857	252.143
Aircraft engine and engine parts.....	14	230101	12/85	250.825	251.001	251.107	251.857	252.143
Aeronautical services on aircraft engines.....	14	2301015	12/11	145.842	145.842	145.842	145.842	145.842
Aircraft engine parts and accessories.....	14	2301017	12/11	118.232	118.378	118.466	119.086	119.324
Parts and accessories for military aircraft engines.....	14	23010175	12/11	124.940	125.256	125.591	125.846	125.811
Parts and accessories for civilian aircraft engines.....	14	23010177	12/11	117.062	117.132	117.105	117.906	118.274
Other aircraft parts and equipment.....	14	25	06/85	208.220	208.309	208.321	208.380	208.380
Other aircraft parts and equipment.....	14	2501	06/85	208.220	208.309	208.321	208.380	208.380
Aircraft propellers and helicopter rotors.....	14	250102	06/08	161.229	161.229	161.298	161.667	161.667
Aircraft parts and auxiliary equipment.....	14	250103	06/08	124.740	124.798	124.800	124.818	124.818

See footnotes at end of table.

Table 9. Producer price indexes for commodity and service groupings and individual items, not seasonally adjusted — Continued
 [August 2023, Index base 1982=100, unless otherwise indicated]

Title	Commodity code		Other index base	Unadjusted index ¹				
	Group code	Item code		Apr. 2023	May 2023 ^P	June 2023 ^P	July 2023 ^P	Aug. 2023 ^P
Aircraft landing gear for civilian and military aircraft.....	14	2501032	06/08	186.970	186.970	186.970	186.970	186.970
Other aircraft subassemblies and parts for military aircraft.....	14	2501033	06/08	125.137	125.595	125.521	125.663	125.663
Other aircraft subassemblies and parts for civilian aircraft.....	14	2501034	06/08	115.555	115.555	115.569	115.569	115.569
Ships and boats.....	14	3		303.210	304.619	305.569	307.362	307.037
Ships.....	14	31	12/85	247.912	249.846	249.818	251.279	251.279
Military self-propelled ships, new construction.....	14	3102	06/96	148.189	148.189	148.165	149.387	149.387
Military self-propelled ships, new construction.....	14	310201	06/96	148.189	148.189	148.165	149.387	149.387
Nonmilitary self-propelled ships, new construction.....	14	3103	06/96	265.378	265.378	265.378	265.425	265.425
Nonmilitary self-propelled ships, new construction.....	14	310301	12/85	405.049	405.049	405.049	405.121	405.121
Boats.....	14	32		349.107	349.297	351.863	353.936	353.074
Outboard motorboats, including commercial and military (except sailboats and lifeboats).....	14	3201		399.132	399.265	401.331	403.976	402.664
Outboard motorboats, wood or metal, incl. comm. and military (exc. sailboats and lifeboats).....	14	320107	06/11	175.022	175.137	175.855	177.122	174.625
Outboard motorboats, plastics/fiberglass, incl. comm. and mil. (exc. sailboats and lifeboats).....	14	320108	06/11	167.109	167.135	168.098	169.150	169.608
Inboard motorboats, including commercial and military (except sailboats and lifeboats).....	14	3202		355.426	355.426	358.106	361.889	362.805
Inboard cabin cruisers, including commercial and military (except sailboats and lifeboats).....	14	320206	12/03	181.987	181.987	183.595	184.771	184.771
Other inboard motorboats, including commercial and military (except sailboats and lifeboats).....	14	320207	06/11	152.525	152.525	153.173	156.421	157.813
Inboard-outdrive boats, including commercial and military (except sailboats and lifeboats).....	14	3203		283.783	283.783	292.227	292.227	292.227
All other inboard-outdrive boats, incl. comm. and military (except sailboats and lifeboats).....	14	320310	12/03	162.426	162.426	167.085	167.085	167.085
All other boats (excluding military and commercial).....	14	3204		286.533	288.096	288.635	288.636	288.636
All other boats (excluding military and commercial).....	14	320406	12/03	162.302	163.187	163.492	163.493	163.493
Railroad equipment.....	14	4		214.684	214.684	214.703	215.410	215.410
Railroad cars and locomotives.....	14	44	05/22	100.899	100.899	100.899	100.857	—
Railroad cars and locomotives.....	14	4401	05/22	100.899	100.899	100.899	100.857	—
Railroad cars.....	14	440102	12/01	171.179	171.179	171.179	171.002	—
Railway maintenance of way equipment and parts.....	14	45	05/22	105.893	105.893	105.925	107.226	107.226
Railway maintenance of way equipment and parts.....	14	4501		212.442	212.442	212.506	215.115	215.115
Air brake and other brake equipment.....	14	450101	12/03	105.749	105.749	105.749	105.782	105.782
Railway maintenance of way & all other railroad and streetcar equipment, parts and accessories.....	14	450102	12/03	160.535	160.535	160.604	163.418	163.418
Transportation equipment, n.e.c.....	14	9	06/85	205.005	204.958	204.845	204.160	204.380
Transportation equipment, n.e.c.....	14	91	06/85	205.005	204.958	204.845	204.160	204.380
Other transportation equipment, incl. golf carts, vehicle trailers, and all-terrain vehicles.....	14	9111	06/85	205.005	204.958	204.845	204.160	204.380
Automobile and light truck trailers.....	14	911104	12/92	264.976	264.976	265.308	264.865	265.735
All other miscellaneous transportation equipment, including all-terrain vehicles.....	14	911105	06/85	162.271	162.234	161.979	161.234	161.234
All-terrain vehicles and parts.....	14	9111051	06/08	117.485	117.407	116.851	117.011	117.013
All other miscellaneous transportation equipment and parts.....	14	9111052	06/08	122.667	122.665	122.665	121.739	121.738
Miscellaneous products.....	15	—		335.526	338.950	339.127	340.071	341.879
Toys, sporting goods, small arms, etc.....	15	1		208.052	208.623	208.655	208.665	211.125
Toys, games, and children's vehicles.....	15	11		180.658	180.658	180.658	180.658	180.658
Toys, games, and children's vehicles.....	15	1101		180.658	180.658	180.658	180.658	180.658
Nonelectronic games and puzzles (excl. toys), and electronic toys (incl. parts).....	15	110152	06/85	148.512	148.512	148.512	148.512	—
Nonelectronic games and puzzles, including parts.....	15	1101521	12/07	118.500	118.500	118.500	118.500	—
Other nonelectronic toys, including parts.....	15	110154	06/85	204.998	204.998	204.998	204.998	204.998
Models, science & craft kits/supply, & collectors' miniatures.....	15	110155	06/85	277.101	277.101	277.101	277.101	277.101
Sporting and athletic goods.....	15	12		202.643	203.522	203.522	203.539	207.971
Sporting and athletic goods.....	15	1201		202.643	203.522	203.522	203.539	207.971
Golf equipment, excluding apparel and shoes.....	15	120127	12/85	167.701	167.675	167.675	167.675	181.368
Bicycles, adult tricycles, unicycles and parts.....	15	120182	12/84	157.449	158.694	158.694	158.694	158.694
Playground equipment.....	15	120185	12/98	365.963	379.295	379.295	379.295	379.295
Gymnasium and exercise equipment.....	15	120192	12/98	152.058	152.058	152.058	152.125	152.125
Other sporting and athletic goods.....	15	120193	12/85	175.895	175.895	175.895	175.895	175.895
Small arms and ammunition.....	15	13		313.591	313.767	313.907	313.907	312.942
Small arms.....	15	1301		256.574	256.574	256.574	256.574	256.574
Single barrel shotguns, other small firearms n.e.c., and parts & attachments for small arms.....	15	130128	06/13	106.563	106.563	106.563	106.563	106.563
Small arms ammunition.....	15	1302		420.202	420.859	421.383	421.383	417.780
Small arms cartridges and shells.....	15	130281	06/02	291.224	291.805	292.268	292.268	289.085

See footnotes at end of table.

Table 9. Producer price indexes for commodity and service groupings and individual items, not seasonally adjusted — Continued
 [August 2023, Index base 1982=100, unless otherwise indicated]

Title	Commodity code		Other index base	Unadjusted index ¹				
	Group code	Item code		Apr. 2023	May 2023 ^P	June 2023 ^P	July 2023 ^P	Aug. 2023 ^P
Other ammunition products.....	15	130282	12/22	101.331	101.331	101.331	101.331	101.331
Tobacco products, incl. stemmed & redried.....	15	2		1,222.373	1,245.777	1,246.155	1,258.602	1,273.881
Cigarettes, excluding electronic.....	15	21		1,542.510	1,571.967	1,571.967	1,589.982	1,612.856
Cigarettes, excluding electronic.....	15	2101		1,542.510	1,571.967	1,571.967	1,589.982	1,612.856
Cigarettes, excluding electronic.....	15	210105	12/04	296.448	302.109	302.109	305.571	309.967
Stemmed and redried tobacco.....	15	24	06/84	108.478	108.477	108.426	108.426	108.157
Stemmed and redried tobacco.....	15	2402	06/84	107.050	107.049	106.998	106.998	106.733
Stemmed and redried tobacco.....	15	240208	06/99	117.383	117.382	117.326	117.326	117.035
Tobacco, unstemmed leaf, redried before packing.....	15	2402081	12/11	109.728	109.726	109.632	109.632	109.774
Tobacco, stemmed.....	15	2402084	12/11	102.062	102.062	102.062	102.062	101.331
Other tobacco products.....	15	25	12/05	213.130	218.010	218.535	219.016	219.016
Other tobacco products.....	15	2501	12/05	213.130	218.010	218.535	219.016	219.016
Other tobacco products.....	15	250101	12/05	213.130	218.010	218.535	219.016	219.016
Cigars.....	15	2501011	12/11	130.103	130.392	132.030	133.339	133.339
Chewing and smoking tobacco.....	15	2501014	12/11	186.312	191.728	191.728	191.797	191.797
Notions.....	15	3		260.310	260.310	260.310	260.310	260.310
Fasteners, zippers, buttons, needles, pins, and buckles.....	15	32		266.432	266.432	266.432	266.432	266.432
Fasteners, zippers, buttons, needles, pins, and buckles.....	15	3201		266.432	266.432	266.432	266.432	266.432
Fasteners, zippers, buttons, needles, pins, and buckles (except precious metal).....	15	320100		266.432	266.432	266.432	266.432	266.432
Photographic equipment and supplies.....	15	4		165.291	170.566	164.631	165.356	166.766
Photographic supplies.....	15	42		194.799	202.469	192.445	193.541	195.676
Photographic supplies.....	15	4206	12/83	191.328	198.861	189.015	190.092	192.189
Photographic supplies.....	15	420601	12/83	191.328	198.861	189.015	190.092	192.189
Prepared photographic chemicals.....	15	4206011	12/07	106.226	106.226	106.608	106.608	106.452
Photographic sensitized film, plates, paper, & cloth.....	15	4206012	12/07	177.844	187.683	174.564	175.971	178.816
Photographic sensitized film, plates, paper, & cloth, silver-halide-type (excl X-ray).....	15	42060121	12/07	174.292	185.795	170.256	171.900	175.226
Photographic sensitized film, plates, paper & cloth, other than silver-halide-type (incl X-ray).....	15	42060122	12/07	164.567	164.567	165.557	165.557	165.557
Mobile homes.....	15	5		482.025	484.158	484.935	484.742	484.938
Manufactured homes (mobile homes), all sizes (incl. multisection).....	15	53		494.429	496.618	497.415	497.216	497.418
Manufactured mobile homes and nonresidential mobile buildings.....	15	5303	12/86	463.153	465.203	465.949	465.763	465.952
Manufactured homes (mobile homes), all width sizes (incl. multisection).....	15	530301	12/86	463.153	465.203	465.949	465.763	465.952
Medical, surgical & personal aid devices.....	15	6		198.655	198.800	199.898	199.674	199.936
Surgical and medical instruments.....	15	62	06/82	150.537	151.130	151.166	150.955	151.004
Surgical and medical instruments.....	15	6201	06/82	150.537	151.130	151.166	150.955	151.004
Surgical and medical instruments.....	15	620103	06/05	111.496	111.935	111.962	111.805	111.842
Surgical and medical catheters.....	15	6201031	12/11	91.989	91.989	91.992	91.992	91.992
Orthopedic and surgical instruments.....	15	6201033	06/12	115.504	116.199	116.266	115.742	115.852
Other surgical and medical apparatus and instruments, excluding parts.....	15	6201037	06/12	104.189	104.189	104.189	104.189	104.189
Parts for surgical and medical apparatus and instruments.....	15	6201038	06/12	114.131	113.788	113.923	113.923	113.998
Medical and surgical appliances and supplies.....	15	63	06/83	230.264	229.405	230.737	230.486	231.193
Medical and surgical appliances and supplies.....	15	6301	06/83	230.264	229.405	230.737	230.486	231.193
Medical and surgical appliances and supplies.....	15	630104	12/03	127.305	126.830	127.566	127.427	127.818
Artificial joints and limbs.....	15	6301041	12/11	105.982	107.365	105.878	106.129	107.036
Other orthopedic and prosthetic appliances.....	15	6301042	12/11	100.299	99.111	99.111	99.180	99.180
All other surgical and medical items.....	15	6301044	12/11	123.117	122.418	123.671	123.430	123.737
Ophthalmic goods.....	15	64	12/83	168.415	168.415	175.905	175.905	175.905
Ophthalmic goods.....	15	6401	12/83	168.415	168.415	175.905	175.905	175.905
Dental equipment and supplies.....	15	65	06/85	408.165	409.025	409.186	408.999	409.199
Dental equipment and supplies.....	15	6501	06/85	408.165	409.025	409.186	408.999	409.199
Dental equipment and supplies.....	15	650107	12/05	208.713	209.153	209.235	209.140	209.242
Professional dental equipment and supplies.....	15	6501071	12/07	152.394	152.492	152.501	152.534	152.507
Professional dental equipment.....	15	65010713	12/07	159.826	159.876	159.860	159.900	159.887
Professional dental supplies.....	15	65010714	01/23	100.117	100.271	100.317	100.329	100.286
Other industrial safety equipment.....	15	7		329.091	329.056	330.139	331.278	333.920
Personal safety equipment and clothing.....	15	71		329.090	329.056	330.138	331.278	333.920
Personal safety equipment and clothing.....	15	7108	06/04	154.143	154.127	154.634	155.168	156.405
Personal safety equipment and clothing.....	15	710802	06/04	154.143	154.127	154.634	155.168	156.405
Other miscellaneous products.....	15	9		248.862	252.699	252.347	252.556	252.337
Burial caskets.....	15	91		515.628	515.628	515.628	515.628	515.628

See footnotes at end of table.

Table 9. Producer price indexes for commodity and service groupings and individual items, not seasonally adjusted — Continued
 [August 2023, Index base 1982=100, unless otherwise indicated]

Title	Commodity code		Other index base	Unadjusted index ¹				
	Group code	Item code		Apr. 2023	May 2023 ^P	June 2023 ^P	July 2023 ^P	Aug. 2023 ^P
Burial caskets.....	15	9101		515.628	515.628	515.628	515.628	515.628
Burial caskets.....	15	910109	12/04	236.297	236.297	236.297	236.297	236.297
Metal burial caskets & coffins, completely lined & trimmed, adult sizes.....	15	9101091	12/11	163.453	163.453	163.453	163.453	163.453
Musical instruments.....	15	93		287.402	289.619	289.619	291.493	291.493
Musical instruments.....	15	9301		287.402	289.619	289.619	291.493	291.493
Nonelectronic pianos, organs, and nonelectronic piano and organ parts, excluding benches.....	15	930113	12/09	163.881	167.831	167.831	168.150	168.150
Other musical instruments and parts.....	15	930117	06/85	268.355	269.805	269.805	271.728	271.728
Other nonelectronic musical instruments.....	15	9301172	12/09	137.716	141.151	141.151	141.151	141.151
Other musical instrument parts & accessories, sold separately, excl. benches & instrument cases.....	15	9301173	12/09	—	—	—	145.019	145.019
Jewelry and jewelry products.....	15	94		266.384	268.321	265.501	264.626	263.210
Jewelry (gold and platinum) and silverware.....	15	9402		291.259	294.251	289.105	287.690	284.907
Jewelry, gold and platinum.....	15	940222	12/11	123.328	124.595	122.416	121.817	120.638
Costume jewelry and novelties.....	15	9404		238.228	240.260	240.260	240.260	240.260
Costume jewelry and novelties.....	15	940415	12/03	163.832	165.230	165.230	165.230	165.230
All other jewelry and personal goods (excluding costume).....	15	9407	06/07	157.534	157.966	157.132	156.662	156.675
All other jewelry and personal goods (excluding costume).....	15	940714	06/07	157.534	157.966	157.132	156.662	156.675
Jewelers' material and lapidary work.....	15	9408	12/08	174.791	174.073	174.124	173.944	173.765
Pens, pencils, and marking devices.....	15	95		226.387	226.387	226.427	226.427	226.138
Pens, markers, mechanical pencils, and associated parts.....	15	9502	12/85	219.628	219.628	219.628	219.628	218.618
Pens, markers, mechanical pencils, and associated parts.....	15	950210	12/85	219.628	219.628	219.628	219.628	218.618
Lead pencils, art goods, office supplies and small office equipment, excluding paper.....	15	9503	12/85	214.531	214.531	214.531	214.531	214.531
Lead pencils, art goods, office supplies and small office equipment, excluding paper.....	15	950307	12/85	214.531	214.531	214.531	214.531	214.531
Marking devices.....	15	9504	12/85	192.661	192.661	192.837	192.837	192.837
Marking devices.....	15	950406	12/05	135.083	135.083	135.206	135.206	135.206
Brooms and brushes.....	15	97		227.111	227.194	227.030	227.030	227.030
Brooms, brushes and mops.....	15	9705	12/85	217.420	217.499	217.342	217.342	217.342
Brooms, mops, and dusters.....	15	970501	12/85	249.346	249.346	249.365	249.365	249.365
Brooms.....	15	9705011	12/11	137.786	137.786	137.786	137.786	137.786
Mops and dusters, including refills.....	15	9705012	12/11	129.345	129.345	129.362	129.362	129.362
Paint and varnish brushes and rollers.....	15	970502	12/85	186.594	186.594	186.594	186.594	186.594
Paint and varnish brushes.....	15	9705021	12/11	123.863	123.863	123.863	123.863	123.863
Paint holders, pads, roller frames, and rollers.....	15	9705022	12/11	112.399	112.399	112.399	112.399	112.399
Other brushes, excl. paint and varnish brushes.....	15	970503	12/85	226.118	226.262	225.968	225.968	225.968
Personal brushes.....	15	9705031	12/11	104.878	104.878	104.525	104.525	—
Brushes, other than personal.....	15	9705032	12/11	142.084	142.232	142.232	142.232	142.232
Miscellaneous products, n.e.c.....	15	9A	12/85	249.493	255.084	255.222	255.669	255.638
Candles.....	15	9A01	12/85	202.754	202.754	202.754	202.754	202.754
Candles.....	15	9A0101	12/85	202.754	202.754	202.754	202.754	202.754
Signs and advertising displays.....	15	9A04	12/85	226.652	234.934	234.934	235.496	235.496
Non-electric signs and displays.....	15	9A0402	12/85	271.104	279.890	279.890	281.070	281.070
All other miscellaneous fabricated products and recyclable materials.....	15	9A09	12/85	301.110	302.352	302.817	303.130	303.023
Other miscellaneous fabricated products.....	15	9A0901	12/85	301.479	302.026	302.546	302.896	302.896
Reproduction of audio and video media and software.....	15	9D	12/03	126.805	127.031	127.366	127.346	127.954
Reproduction of audio and video media and software.....	15	9D01	12/03	126.805	127.031	127.366	127.346	127.954
Services²								
Transportation services.....	30	—	06/09	159.692	158.556	159.192	159.354	160.482
Transportation of freight and mail.....	30	1	06/09	163.170	162.688	161.665	162.024	163.860
Rail transportation of freight and mail.....	30	11	12/08	150.657	149.251	148.721	148.619	149.277
Rail transportation of freight and mail.....	30	1101	12/08	150.657	149.251	148.721	148.619	149.277
Rail transportation of freight and mail.....	30	110101	12/08	150.657	149.251	148.721	148.619	149.277
Truck transportation of freight.....	30	12	06/09	152.204	151.443	150.316	149.162	151.514
Local motor carrying.....	30	1201	06/09	136.276	132.183	131.490	132.268	133.018
Local motor carrying.....	30	120101	06/09	136.276	132.183	131.490	132.268	133.018
Long-distance motor carrying.....	30	1202	06/09	158.129	158.693	157.399	155.490	158.465
Long-distance motor carrying.....	30	120201	06/09	158.129	158.693	157.399	155.490	158.465
Water transportation of freight.....	30	13	06/09	159.219	168.116	164.621	161.736	164.526
Deep sea water transportation of freight.....	30	1301	12/08	154.468	167.366	158.608	151.863	154.523
Deep sea water transportation of freight.....	30	130101	12/08	154.468	167.366	158.608	151.863	154.523
Coastal and intercoastal water transportation of freight.....	30	1302	12/08	134.046	131.714	132.809	132.844	137.060
Coastal and intercoastal water transportation of freight.....	30	130201	12/08	134.046	131.714	132.809	132.844	137.060
Great Lakes-St Lawrence Seaway water transportation of freight.....	30	1303	12/08	147.820	144.042	143.142	142.886	145.450

See footnotes at end of table.

Table 9. Producer price indexes for commodity and service groupings and individual items, not seasonally adjusted — Continued
 [August 2023, Index base 1982=100, unless otherwise indicated]

Title	Commodity code		Other index base	Unadjusted index ¹				
	Group code	Item code		Apr. 2023	May 2023 ^P	June 2023 ^P	July 2023 ^P	Aug. 2023 ^P
Great lakes-St Lawrence Seaway water transportation of freight.....	30	130301	12/08	147.820	144.042	143.142	142.886	145.450
Inland waterways transportation of freight.....	30	1304	12/08	106.839	119.450	119.211	119.197	119.314
Inland waterways transportation of freight.....	30	130401	12/08	106.839	119.450	119.211	119.197	119.314
Air transportation of freight.....	30	14	12/08	121.021	119.363	118.401	119.581	120.607
Air transportation of freight.....	30	1401	12/08	121.021	119.363	118.401	119.581	120.607
Air transportation of freight, domestic.....	30	140102	01/16	115.156	114.533	113.979	115.690	116.926
Air transportation of freight, international.....	30	140103	01/16	96.440	93.731	92.438	92.522	92.960
Courier, messenger, and U.S. postal services.....	30	16	06/09	183.588	183.090	182.655	185.304	186.715
U.S. Postal Service.....	30	1601	06/89	281.250	281.250	281.250	292.062	292.116
Mailing services (market dominant services).....	30	160107	12/12	139.460	139.460	139.460	147.488	147.467
First class mail.....	30	1601071	06/89	248.819	248.819	248.819	261.509	261.509
Periodicals mail.....	30	1601072	06/89	330.638	330.638	330.638	357.340	355.653
Standard class mail.....	30	1601073	06/89	317.670	317.670	317.670	338.572	338.572
Package services mail.....	30	1601074	06/89	314.194	314.194	314.194	330.910	330.910
Special services and fees.....	30	1601075	06/89	333.232	333.232	333.232	353.467	353.467
Shipping services (competitive services).....	30	160108	12/12	171.832	171.832	171.832	170.603	170.775
Courier and messenger services, except air.....	30	1602	04/09	203.886	204.215	203.884	204.104	204.874
Courier and messenger services, except air.....	30	160201	04/09	203.886	204.215	203.884	204.104	204.874
Air mail and package delivery services, excluding by USPS.....	30	1603	04/09	237.140	233.902	232.285	233.377	239.159
Air mail and package delivery services, excluding by USPS.....	30	160301	04/09	237.140	233.902	232.285	233.377	239.159
Pipeline transportation.....	30	17	05/22	105.205	105.430	104.202	108.207	108.301
Pipeline transportation of petroleum products.....	30	1701	12/08	180.138	180.138	180.397	196.905	197.360
Pipeline transportation of crude petroleum.....	30	170101	12/08	193.237	193.237	193.237	208.959	209.891
Pipeline transportation of refined petroleum products.....	30	170102	12/08	165.752	165.752	166.252	183.315	183.315
Pipeline transportation of natural gas.....	30	1702	05/22	104.750	105.134	102.928	102.902	102.873
Pipeline transportation of natural gas.....	30	170201	05/22	104.750	105.134	102.928	102.902	102.873
Transportation of passengers (partial).....	30	2	06/09	147.972	144.360	151.188	150.614	149.113
Rail transportation of passengers.....	30	21	12/08	133.552	133.552	133.552	133.552	133.552
Rail transportation of passengers.....	30	2101	12/08	133.552	133.552	133.552	133.552	133.552
Rail transportation of passengers.....	30	210101	12/08	133.552	133.552	133.552	133.552	133.552
Airline passenger services.....	30	22	12/08	136.500	133.132	139.500	138.964	137.564
Airline passenger services.....	30	2201	12/08	136.500	133.132	139.500	138.964	137.564
Airline passenger services, domestic.....	30	220101	12/08	142.340	139.033	141.744	139.290	138.120
Airline passenger services, international.....	30	220102	12/08	118.976	115.557	130.342	134.330	132.429
Services related to transportation activities.....	31	—	06/09	128.756	128.331	130.290	129.943	123.932
Services related to water transportation.....	31	1	06/09	137.015	138.142	137.755	137.905	138.007
Towing, tugging, docking, and related services.....	31	11	03/09	142.721	145.045	144.668	144.625	144.516
Towing, tugging, docking and related services.....	31	1101	03/09	142.721	145.045	144.668	144.625	144.516
Towing, tugging, docking and related services.....	31	110101	03/09	142.721	145.045	144.668	144.625	144.516
Operation of port waterfront terminals.....	31	12	12/08	162.301	163.827	162.176	163.228	163.228
Operation of port waterfront terminals.....	31	1201	12/08	162.301	163.827	162.176	163.228	163.228
Operation of port waterfront terminals.....	31	120101	12/08	162.301	163.827	162.176	163.228	163.228
Marine cargo handling.....	31	13	12/08	127.573	127.716	127.745	127.731	128.024
Marine cargo handling.....	31	1301	12/08	127.573	127.716	127.745	127.731	128.024
Marine cargo handling.....	31	130101	12/08	127.573	127.716	127.745	127.731	128.024
Services related to air transportation.....	31	2	04/09	135.953	136.833	139.821	142.156	142.893
Other airport operations, excluding aircraft maintenance and repair.....	31	21	04/09	135.953	136.833	139.821	142.156	142.893
Other airport operations, excluding aircraft maintenance and repair.....	31	2101	04/09	135.953	136.833	139.821	142.156	142.893
Other airport operations, excluding aircraft maintenance and repair.....	31	210101	04/09	135.953	136.833	139.821	142.156	142.893
Other services related to transportation activities (partial).....	31	3	06/09	123.694	122.321	124.544	123.011	112.637
Arrangement of freight and cargo.....	31	31	12/08	123.549	121.119	125.058	122.341	103.961
Arrangement of freight and cargo.....	31	3101	12/08	123.549	121.119	125.058	122.341	103.961
Arrangement of freight and cargo.....	31	310101	12/08	123.549	121.119	125.058	122.341	103.961
Freight forwarding.....	31	32	12/08	112.482	112.478	112.478	112.478	112.478
Freight forwarding.....	31	3201	12/08	112.482	112.478	112.478	112.478	112.478
Freight forwarding.....	31	320101	12/08	112.482	112.478	112.478	112.478	112.478
Warehousing, storage, and related services.....	32	—	12/08	140.205	135.819	133.789	135.645	134.214
Warehousing, storage, and related services.....	32	1	12/08	140.205	135.819	133.789	135.645	134.214
Warehousing, storage, and related services.....	32	11	12/08	140.205	135.819	133.789	135.645	134.214
Warehousing, storage, and related services.....	32	1101	12/08	140.205	135.819	133.789	135.645	134.214
Warehousing, storage, and related services.....	32	110101	12/08	140.205	135.819	133.789	135.645	134.214
Publishing sales, excluding software.....	33	—	06/09	141.939	142.017	142.606	142.883	142.293

See footnotes at end of table.

Table 9. Producer price indexes for commodity and service groupings and individual items, not seasonally adjusted — Continued
 [August 2023, Index base 1982=100, unless otherwise indicated]

Title	Commodity code		Other index base	Unadjusted index ¹				
	Group code	Item code		Apr. 2023	May 2023 ^P	June 2023 ^P	July 2023 ^P	Aug. 2023 ^P
Book, periodical, and newspaper publishing sales and subscriptions.	33	1	06/09	151.024	151.366	151.595	151.499	151.055
Sales of books.	33	11		477.342	479.610	481.120	480.467	477.474
Sales of textbooks.	33	1101		791.779	786.076	785.865	774.720	766.104
Sales of textbooks.	33	110101	06/88	505.670	502.027	501.892	494.774	489.272
Sales of technical, scientific, and professional books.	33	1102		790.326	790.361	790.538	790.784	790.784
Sales of technical, scientific, and professional books.	33	110201	06/88	617.264	617.291	617.430	617.621	617.621
Sales of religious books.	33	1103		233.992	236.161	234.004	231.903	232.738
Sales of religious books.	33	110301	06/88	177.590	179.236	177.599	176.005	176.638
Sales of general adult and juvenile books.	33	1104		209.990	213.474	216.714	217.810	213.942
Sales of general adult and juvenile books.	33	110402		209.990	213.474	216.714	217.810	213.942
Sales of general adult books.	33	1104021	12/22	99.983	102.182	104.480	104.874	104.701
Sales of juvenile books.	33	1104022	12/22	105.030	106.031	106.614	107.338	103.112
Sales of general reference books.	33	1105		175.585	178.285	176.653	176.653	177.959
Sales of general reference books.	33	110501	06/88	149.476	151.774	150.384	150.384	151.496
Sales and subscriptions of periodicals and newspapers.	33	12	06/09	148.499	148.507	148.515	148.518	148.520
Sales and subscriptions of periodicals.	33	1201	06/07	110.730	110.730	110.730	110.730	110.730
Sales and subscriptions of periodicals.	33	120101	06/07	110.730	110.730	110.730	110.730	110.730
Newspaper subscription and single copy sales.	33	1202		592.849	592.904	592.956	592.975	592.990
Newspaper subscription and single copy sales.	33	120205		592.849	592.904	592.956	592.975	592.990
Newspaper subscriptions, print and online bundled.	33	1202051	09/15	196.653	196.873	197.078	197.152	197.214
Newspaper subscriptions, print only.	33	1202052	09/15	178.175	178.175	178.175	178.175	178.175
Greeting card publishing sales.	33	3	12/85	239.504	239.862	239.782	240.013	239.699
Greeting card publishing sales.	33	31	12/85	239.504	239.862	239.782	240.013	239.699
Greeting card publishing sales.	33	3101	12/85	239.504	239.862	239.782	240.013	239.699
Greeting card publishing sales.	33	310101	12/85	239.504	239.862	239.782	240.013	239.699
Calendars, yearbooks, and other miscellaneous publishing sales.	33	4	12/89	216.655	217.099	222.723	222.572	219.873
Calendars, yearbooks, and other miscellaneous publishing sales.	33	41	12/89	216.655	217.099	222.723	222.572	219.873
Calendars, yearbooks, and other miscellaneous publishing sales.	33	4101	12/89	216.655	217.099	222.723	222.572	219.873
Calendars, yearbooks, and other miscellaneous publishing sales.	33	410101	12/89	216.655	217.099	222.723	222.572	219.873
Directory, mailing list, and related compilations publishing sales.	33	6	12/22	105.069	104.428	105.248	106.512	105.828
Directory, mailing list, and related compilations publishing sales.	33	61	12/22	105.069	104.428	105.248	106.512	105.828
Directory, mailing list, and related compilations publishing sales.	33	6101	12/22	105.069	104.428	105.248	106.512	105.828
Directory, mailing list, and related compilations publishing sales.	33	610101	12/22	105.069	104.428	105.248	106.512	105.828
Software publishing.	34	—	06/09	96.116	96.760	97.227	96.896	98.390
System software publishing.	34	1	05/22	103.728	103.801	104.752	105.905	107.499
System software publishing.	34	11	05/22	103.728	103.801	104.752	105.905	107.499
System software publishing.	34	1101	05/22	103.728	103.801	104.752	105.905	107.499
System software publishing.	34	110101	05/22	103.728	103.801	104.752	105.905	107.499
Application software publishing.	34	2	06/09	104.685	106.075	106.088	104.054	105.700
Application software publishing.	34	21	06/09	104.685	106.075	106.088	104.054	105.700
Desktop and portable device application software publishing.	34	2101	12/08	101.481	104.565	105.309	103.587	102.848
Desktop and portable device application software publishing.	34	210101	12/08	101.481	104.565	105.309	103.587	102.848
Application software publishing, cross-industry, vertical market, utilities, and other.	34	2103	12/08	115.779	117.587	116.773	113.894	117.878
Application software publishing, cross-industry, vertical market, utilities, and other.	34	210301	12/08	115.779	117.587	116.773	113.894	117.878
Application software publishing, game software.	34	2104	12/13	86.185	83.510	84.308	83.788	83.848
Application software publishing, game software.	34	210401	12/13	86.185	83.510	84.308	83.788	83.848
Network compensation from broadcast and cable television and radio.	35	—	06/09	159.277	159.596	159.139	159.139	159.139
Affiliate agreements, programming sales, and retransmission fees for cable and broadcast tv.	35	1	06/09	159.407	159.829	159.829	159.829	159.829
Affiliate agreements, programming sales, and retransmission fees for cable and broadcast tv.	35	11	06/09	159.407	159.829	159.829	159.829	159.829
Affiliate agreements, programming sales, and retransmission fees for cable and broadcast tv.	35	1101	12/08	162.365	162.794	162.794	162.794	162.794
Affiliate agreements, programming sales, and retransmission fees for cable and broadcast tv.	35	110101	12/08	162.365	162.794	162.794	162.794	162.794
Affiliate agreements, programming sales, and retransmission fees for radio.	35	2	06/09	161.654	161.654	159.747	159.747	159.747
Affiliate agreements, programming sales, and retransmission fees for radio.	35	21	06/09	161.654	161.654	159.747	159.747	159.747
Affiliate agreements, programming sales, and network compensation for radio.	35	2101	12/08	161.381	161.381	159.478	159.478	159.478
Affiliate agreements, programming sales, and network compensation for radio.	35	210101	12/08	161.381	161.381	159.478	159.478	159.478
Advertising space and time sales.	36	—	06/09	99.537	99.815	98.903	97.753	95.972

See footnotes at end of table.

Table 9. Producer price indexes for commodity and service groupings and individual items, not seasonally adjusted — Continued
 [August 2023, Index base 1982=100, unless otherwise indicated]

Title	Commodity code		Other index base	Unadjusted index ¹				
	Group code	Item code		Apr. 2023	May 2023 ^P	June 2023 ^P	July 2023 ^P	Aug. 2023 ^P
Advertising space sales in periodicals, newspapers, directories, and mailing lists.....	36	1	06/09	103.856	103.856	103.856	103.856	103.856
Advertising space sales in periodicals and newspapers.....	36	11	06/09	103.394	103.394	103.394	103.394	103.394
Advertising space sales in periodicals.....	36	1101		466.352	466.352	466.352	466.352	466.352
Advertising space sales in newspapers.....	36	1102		361.910	361.910	361.910	361.910	361.910
Advertising space sales in newspapers, print only.....	36	110203	09/15	86.764	86.764	86.764	86.764	86.764
Advertising space sales in directories and mailing lists.....	36	12	12/08	110.699	110.699	110.699	110.699	110.699
Print advertising space sales in directories and mailing lists.....	36	1201	12/08	110.699	110.699	110.699	110.699	110.699
Print advertising space sales in directories and mailing lists.....	36	120101	12/08	110.699	110.699	110.699	110.699	110.699
Television advertising time sales.....	36	2	06/09	88.011	87.729	85.128	82.662	75.638
Television advertising time sales.....	36	21	06/09	88.011	87.729	85.128	82.662	75.638
Broadcast and network television advertising time sales.....	36	2101	12/08	80.063	77.619	77.386	73.716	73.046
Broadcast and network television advertising time sales.....	36	210101	12/08	80.063	77.619	77.386	73.716	73.046
Cable network advertising time sales.....	36	2102	12/08	85.714	87.580	82.582	81.279	67.818
Cable network advertising time sales.....	36	210201	12/08	85.714	87.580	82.582	81.279	67.818
Local cable system advertising time sales.....	36	2103	12/08	73.245	73.245	73.245	73.245	73.245
Local cable system advertising time sales.....	36	210301	12/08	73.245	73.245	73.245	73.245	73.245
Radio advertising time sales.....	36	3	03/09	93.616	100.033	96.973	90.842	94.870
Radio advertising time sales.....	36	31	03/09	93.616	100.033	96.973	90.842	94.870
Radio advertising time sales.....	36	3101	03/09	93.616	100.033	96.973	90.842	94.870
Radio advertising time sales.....	36	310101	03/09	93.616	100.033	96.973	90.842	94.870
Internet advertising sales.....	36	6	12/22	107.235	107.222	107.231	107.058	107.046
Internet advertising sales.....	36	61	12/22	107.235	107.222	107.231	107.058	107.046
Internet advertising sales.....	36	6101	12/22	107.235	107.222	107.231	107.058	107.046
Internet advertising sales.....	36	610101	12/22	107.235	107.222	107.231	107.058	107.046
Telecommunication, cable, and internet user services.....	37	—	06/09	112.326	112.190	112.335	112.245	112.744
Wired telephone services.....	37	1	06/09	121.770	122.420	122.110	122.743	123.247
Residential wired telephone services.....	37	11	06/09	155.214	157.453	157.699	157.560	158.298
Local residential wired telephone service.....	37	1101	12/08	156.456	157.585	157.580	157.573	158.426
Local residential wired telephone service.....	37	110101	12/08	156.456	157.585	157.580	157.573	158.426
Long distance residential wired telephone service.....	37	1102	03/09	154.357	158.491	158.934	158.475	159.048
Long distance residential wired telephone service.....	37	110201	03/09	154.357	158.491	158.934	158.475	159.048
All-distance residential wired telephone service.....	37	1103	12/11	142.709	143.659	148.643	150.784	151.073
All-distance residential wired telephone service.....	37	110301	12/11	142.709	143.659	148.643	150.784	151.073
Business wired telephone services.....	37	12	06/09	103.484	103.486	102.857	103.968	104.447
Local business wired telephone service.....	37	1201	12/08	131.613	131.244	130.764	130.722	130.188
Local business wired telephone service.....	37	120101	12/08	131.613	131.244	130.764	130.722	130.188
Long distance business wired telephone and other toll service.....	37	1202	04/09	100.430	99.658	97.807	100.623	99.443
Long distance business wired telephone and other toll service.....	37	120201	04/09	107.764	106.936	104.950	107.972	106.705
Private line wired telephone service.....	37	1204	12/11	95.791	96.443	96.465	97.085	99.000
Private line wired telephone service.....	37	120401	12/11	95.791	96.443	96.465	97.085	99.000
All-distance business wired telephone service (partial).....	37	1205	05/22	100.816	99.217	97.964	99.922	100.060
All-distance business wired telephone service.....	37	120501	05/22	100.816	99.217	97.964	99.922	100.060
Other telephone services.....	37	13	12/08	102.994	102.994	102.994	102.994	102.994
Other wired telephone services.....	37	1301	12/08	102.994	102.994	102.994	102.994	102.994
Other wired telephone services.....	37	130104	12/08	102.329	102.329	102.329	102.329	102.329
Wireless telecommunication services.....	37	2	06/09	65.942	66.473	66.476	66.474	66.480
Cellular phone and other wireless telecommunication services.....	37	21	03/09	64.422	64.941	64.943	64.941	64.947
Cellular phone and other wireless telecommunication services.....	37	2101	03/09	64.422	64.941	64.943	64.941	64.947
Cellular phone and other wireless telecommunication services.....	37	210101	03/09	64.422	64.941	64.943	64.941	64.947
Cable and satellite subscriber services.....	37	3	12/08	167.134	167.105	168.841	168.090	168.565
Cable and satellite subscriber services.....	37	31	12/08	167.134	167.105	168.841	168.090	168.565
Cable and satellite subscriber services.....	37	3101	12/08	167.134	167.105	168.841	168.090	168.565
Cable and satellite subscriber services.....	37	310101	12/08	167.134	167.105	168.841	168.090	168.565
Internet access services.....	37	4	03/09	92.286	91.542	92.135	91.906	91.280
Internet access services.....	37	41	03/09	92.286	91.542	92.135	91.906	91.280
Residential Internet access services.....	37	4102	12/11	89.453	89.242	89.766	89.557	89.481
Residential Internet access services.....	37	410201	12/11	89.453	89.242	89.766	89.557	89.481
Business Internet access services.....	37	4103	12/11	101.248	99.035	99.825	99.542	97.403
Business Internet access services.....	37	410301	12/11	101.248	99.035	99.825	99.542	97.403
Bundled wired telecommunications access services.....	37	5	12/11	130.901	128.880	128.857	128.421	130.376
Bundled wired telecommunications access services.....	37	51	12/11	130.901	128.880	128.857	128.421	130.376

See footnotes at end of table.

Table 9. Producer price indexes for commodity and service groupings and individual items, not seasonally adjusted — Continued
 [August 2023, Index base 1982=100, unless otherwise indicated]

Title	Commodity code		Other index base	Unadjusted index ¹				
	Group code	Item code		Apr. 2023	May 2023 ^P	June 2023 ^P	July 2023 ^P	Aug. 2023 ^P
Bundled wired telecommunications access services.....	37	5101	12/11	130.901	128.880	128.857	128.421	130.376
Bundled wired telecommunications access services.....	37	510101	12/11	130.901	128.880	128.857	128.421	130.376
Data processing and related services.....	38	—	06/09	105.318	105.424	105.706	106.039	106.176
Data processing and related services.....	38	1	06/09	105.318	105.424	105.706	106.039	106.176
Data processing and related services.....	38	11	06/09	105.318	105.424	105.706	106.039	106.176
Hosting, ASP and other IT infrastructure provisioning services.....	38	1101	12/08	110.136	110.311	110.779	111.313	111.539
Hosting, ASP and other IT infrastructure provisioning services.....	38	110101	12/08	110.136	110.311	110.779	111.313	111.539
Business process management services (partial).....	38	1102	12/08	96.756	96.756	96.756	96.756	96.756
Business process management services (partial).....	38	110201	12/08	96.756	96.756	96.756	96.756	96.756
Data management, information transformation and other services.....	38	1103	12/08	99.488	99.488	99.488	99.544	99.544
Data management, information transformation and other services.....	38	110301	12/08	99.488	99.488	99.488	99.544	99.544
Credit intermediation services (partial).....	39	—	06/09	117.128	116.530	117.871	116.150	118.482
Loan services (partial).....	39	1	06/09	202.447	200.724	199.817	195.983	203.267
Business loans (partial).....	39	11	04/09	395.351	393.307	392.973	385.193	399.542
Business loans (partial).....	39	1101	04/09	395.351	393.307	392.973	385.193	399.542
Business loans (partial).....	39	110101	04/09	395.351	393.307	392.973	385.193	399.542
Consumer loans (partial).....	39	12	06/09	122.710	121.221	118.847	117.221	122.198
Residential real estate loans (partial).....	39	1201	04/09	147.042	145.212	142.020	140.663	146.058
Residential real estate loans, except home equity (partial).....	39	120101	04/09	113.177	110.271	106.460	105.866	106.848
Home equity loans (partial).....	39	120102	04/09	454.008	457.499	455.910	448.975	484.979
Vehicle loans (partial).....	39	1202	04/09	57.490	56.457	53.798	51.182	56.209
Vehicle loans (partial).....	39	120201	04/09	57.490	56.457	53.798	51.182	56.209
Credit cards, overdraft credit, and related plans (partial).....	39	1203	04/09	193.870	192.993	197.435	194.527	199.946
Credit cards, overdraft credit, and related plans (partial).....	39	120301	04/09	193.870	192.993	197.435	194.527	199.946
Other loans and loan services (partial).....	39	13	04/09	109.707	106.146	107.135	103.703	105.440
Other loans and loan services (partial).....	39	1301	04/09	109.707	106.146	107.135	103.703	105.440
Other loans and loan services (partial).....	39	130101	04/09	109.707	106.146	107.135	103.703	105.440
Deposit services (partial).....	39	2	04/09	65.720	65.768	69.438	69.038	67.467
Deposit services (partial).....	39	21	04/09	65.720	65.768	69.438	69.038	67.467
Deposit services (partial).....	39	2101	04/09	65.720	65.768	69.438	69.038	67.467
Deposit services (partial).....	39	210101	04/09	65.720	65.768	69.438	69.038	67.467
Other credit intermediation services, including trust services (partial).....	39	3	04/09	97.769	99.005	99.006	98.993	101.552
Other credit intermediation services, including trust services (partial).....	39	31	04/09	97.769	99.005	99.006	98.993	101.552
Other credit intermediation services, including trust services (partial).....	39	3101	04/09	97.769	99.005	99.006	98.993	101.552
Other credit intermediation services, including trust services (partial).....	39	310101	04/09	97.769	99.005	99.006	98.993	101.552
Investment services.....	40	—	06/09	216.983	218.163	217.796	225.591	228.258
Securities brokerage, dealing, investment advice, and related services.....	40	1	06/09	204.778	211.265	211.304	214.772	218.179
Securities brokerage, dealing, investment advice, and related services.....	40	11	06/09	204.778	211.265	211.304	214.772	218.179
Securities brokerage, dealing, and investment advice.....	40	1101	12/08	99.401	101.858	101.809	103.849	103.629
Securities brokerage, dealing, and investment advice.....	40	110101	12/08	99.401	101.858	101.809	103.849	103.629
Securities brokerage and dealing related services (partial).....	40	1102	12/08	716.846	748.500	749.510	757.033	793.209
Securities brokerage and dealing related services.....	40	110201	12/08	716.846	748.500	749.510	757.033	793.209
Portfolio management.....	40	2	12/08	252.132	244.455	243.600	261.278	262.487
Portfolio management.....	40	21	12/08	252.132	244.455	243.600	261.278	262.487
Portfolio management.....	40	2101	12/08	252.132	244.455	243.600	261.278	262.487
Portfolio management.....	40	210101	12/08	252.132	244.455	243.600	261.278	262.487
Investment banking.....	40	3	12/08	236.969	240.375	239.366	239.200	243.811
Investment banking.....	40	31	12/08	236.969	240.375	239.366	239.200	243.811
Investment banking.....	40	3101	12/08	236.969	240.375	239.366	239.200	243.811
Investment banking.....	40	310101	12/08	236.969	240.375	239.366	239.200	243.811
Insurance and annuities.....	41	—	06/09	129.598	129.784	131.051	131.051	131.306
Insurance.....	41	1	06/09	132.315	132.513	133.879	133.845	134.120
Insurance.....	41	11	06/09	132.315	132.513	133.879	133.845	134.120
Life insurance.....	41	1101	03/09	108.759	108.183	108.182	107.835	107.835
Life insurance.....	41	110101	03/09	108.759	108.183	108.182	107.835	107.835
Disability insurance, including accidental death.....	41	1102	03/09	101.977	101.977	101.977	101.977	101.977
Disability insurance, including accidental death.....	41	110201	03/09	101.977	101.977	101.977	101.977	101.977
Health and medical insurance.....	41	1103	03/09	148.303	148.285	148.315	148.306	148.907
Health and medical insurance.....	41	110301	03/09	148.303	148.285	148.315	148.306	148.907
Property and casualty insurance.....	41	1104	03/09	131.828	132.551	135.366	135.482	135.742
Property and casualty insurance.....	41	110401	03/09	131.828	132.551	135.366	135.482	135.742

See footnotes at end of table.

Table 9. Producer price indexes for commodity and service groupings and individual items, not seasonally adjusted — Continued
 [August 2023, Index base 1982=100, unless otherwise indicated]

Title	Commodity code		Other index base	Unadjusted index ¹				
	Group code	Item code		Apr. 2023	May 2023 ^P	June 2023 ^P	July 2023 ^P	Aug. 2023 ^P
Annuities.....	41	2	03/09	114.352	114.365	114.287	114.848	114.843
Annuities.....	41	21	03/09	114.352	114.365	114.287	114.848	114.843
Annuities.....	41	2101	03/09	114.352	114.365	114.287	114.848	114.843
Annuities.....	41	210101	03/09	114.352	114.365	114.287	114.848	114.843
Commissions and fees from sales and administration of insurance policies (partial).....	42	—	06/09	110.262	110.285	110.285	109.686	109.686
Commissions from sales of insurance.....	42	1	06/09	110.262	110.285	110.285	109.686	109.686
Commissions from sales of insurance.....	42	11	06/09	110.262	110.285	110.285	109.686	109.686
Commissions from sales of life insurance and annuities.....	42	1101	06/09	104.870	104.870	104.870	104.870	104.870
Commissions from sales of life insurance and annuities.....	42	110101	06/09	104.870	104.870	104.870	104.870	104.870
Commissions from sales of health and medical insurance.....	42	1102	06/09	109.963	110.050	110.050	110.050	110.050
Commissions from sales of health and medical insurance.....	42	110201	06/09	109.963	110.050	110.050	110.050	110.050
Commissions from sales of property and casualty insurance.....	42	1103	06/09	113.534	113.550	113.550	112.590	112.590
Commissions from sales of property and casualty insurance.....	42	110301	06/09	113.534	113.550	113.550	112.590	112.590
Commissions from sales of other insurance.....	42	1104	06/09	100.720	100.720	100.720	100.786	100.786
Commissions from sales of other insurance.....	42	110401	06/09	100.720	100.720	100.720	100.786	100.786
Real estate services (partial).....	43	—	06/09	143.141	143.882	145.520	145.606	148.879
Nonresidential real estate services.....	43	1	06/09	127.310	127.523	129.069	128.393	132.109
Nonresidential real estate rents.....	43	11	06/09	127.025	127.363	129.218	128.046	132.604
Office buildings, gross rents.....	43	1101	12/08	132.441	132.305	130.277	131.179	134.921
Office buildings, gross rents.....	43	110101	12/08	132.441	132.305	130.277	131.179	134.921
Retail properties, gross rents.....	43	1102	04/09	120.997	120.697	122.913	119.077	124.819
Retail properties, gross rents.....	43	110201	04/09	120.997	120.697	122.913	119.077	124.819
Industrial buildings, gross rents.....	43	1103	04/09	114.625	114.542	113.692	114.006	114.254
Industrial buildings, gross rents.....	43	110301	04/09	114.625	114.542	113.692	114.006	114.254
Self-service storage and miniwarehouses, gross rents.....	43	1104	12/08	171.590	171.447	173.195	173.698	174.834
Self-service storage and miniwarehouses, gross rents.....	43	110401	12/08	171.590	171.447	173.195	173.698	174.834
Other nonresidential buildings, gross rents.....	43	1105	12/08	98.374	101.377	111.410	110.207	117.261
Other nonresidential buildings, gross rents.....	43	110501	12/08	98.374	101.377	111.410	110.207	117.261
Nonresidential property sales and leases including land, brokerage fees and commissions.....	43	12	12/08	142.640	142.180	142.626	141.805	142.264
Nonresidential property sales and leases including land, brokerage fees and commissions.....	43	1201	12/08	142.640	142.180	142.626	141.805	142.264
Nonresidential property sales and leases including land, brokerage fees and commissions.....	43	120101	12/08	142.640	142.180	142.626	141.805	142.264
Nonresidential property management fees.....	43	13	12/08	100.411	100.353	100.642	103.395	103.967
Nonresidential property management fees.....	43	1301	12/08	100.411	100.353	100.642	103.395	103.967
Nonresidential property management fees.....	43	130101	12/08	100.411	100.353	100.642	103.395	103.967
Residential real estate services (partial).....	43	2	06/09	171.504	173.454	175.331	177.004	179.427
Residential property sales and rental, brokerage fees and commissions.....	43	21	12/08	190.675	193.107	195.932	197.889	201.343
Residential property sales and rental, brokerage fees and commissions.....	43	2101	12/08	190.675	193.107	195.932	197.889	201.343
Residential property sales and rental, brokerage fees and commissions.....	43	210101	12/08	190.675	193.107	195.932	197.889	201.343
Residential property management fees.....	43	22	12/08	127.274	128.142	127.920	128.950	129.083
Residential property management fees.....	43	2201	12/08	127.274	128.142	127.920	128.950	129.083
Residential property management fees.....	43	220101	12/08	127.274	128.142	127.920	128.950	129.083
Real estate appraisal fees.....	43	3	12/08	120.498	118.957	118.732	118.732	118.686
Real estate appraisal fees.....	43	31	12/08	120.498	118.957	118.732	118.732	118.686
Real estate appraisal fees.....	43	3101	12/08	120.498	118.957	118.732	118.732	118.686
Real estate appraisal fees.....	43	310101	12/08	120.498	118.957	118.732	118.732	118.686
Rental and leasing of goods (partial).....	44	—	06/09	109.196	108.323	110.341	111.899	111.497
Passenger car rental.....	44	1	03/09	105.488	104.227	107.694	112.054	111.459
Passenger car rental.....	44	11	03/09	105.488	104.227	107.694	112.054	111.459
Passenger car rental.....	44	1101	03/09	105.488	104.227	107.694	112.054	111.459
Passenger car rental.....	44	110101	03/09	105.488	104.227	107.694	112.054	111.459
Truck, trailer, and RV rental and leasing.....	44	2	06/09	124.582	122.802	125.579	124.497	123.977
Truck, trailer, and RV rental and leasing.....	44	21	06/09	117.043	115.370	117.979	116.964	116.475
Truck, truck trailer and RV rental.....	44	2101	12/08	126.030	121.738	126.127	124.098	122.812
Truck, truck trailer and RV rental.....	44	210101	12/08	126.030	121.738	126.127	124.098	122.812
Truck, truck trailer and RV leasing.....	44	2102	12/08	119.730	119.807	121.341	120.974	121.019
Truck, truck trailer and RV leasing.....	44	210201	12/08	119.730	119.807	121.341	120.974	121.019
Construction, mining, and forestry machinery and equipment rental and leasing.....	44	3	03/09	105.707	105.914	105.724	105.863	105.762

See footnotes at end of table.

Table 9. Producer price indexes for commodity and service groupings and individual items, not seasonally adjusted — Continued
 [August 2023, Index base 1982=100, unless otherwise indicated]

Title	Commodity code		Other index base	Unadjusted index ¹				
	Group code	Item code		Apr. 2023	May 2023 ^P	June 2023 ^P	July 2023 ^P	Aug. 2023 ^P
Construction, mining, and forestry machinery and equipment rental and leasing.....	44	31	03/09	105.707	105.914	105.724	105.863	105.762
Construction, mining, and forestry machinery and equipment rental and leasing.....	44	3101	03/09	105.707	105.914	105.724	105.863	105.762
Construction, mining, and forestry machinery and equipment rental and leasing.....	44	310101	03/09	105.707	105.914	105.724	105.863	105.762
Professional services (partial).....	45	—	06/09	138.399	138.199	138.827	139.336	139.374
Legal services.....	45	1	03/09	163.164	162.914	162.922	163.823	163.618
Legal services.....	45	11	03/09	163.164	162.914	162.922	163.823	163.618
Legal services.....	45	1101	03/09	163.164	162.914	162.922	163.823	163.618
Legal services.....	45	110101	03/09	163.164	162.914	162.922	163.823	163.618
Accounting services (partial).....	45	2	06/09	127.276	127.149	126.929	129.009	129.585
Accounting services, excluding payroll.....	45	21	06/09	127.276	127.149	126.929	129.009	129.585
Financial auditing.....	45	2101	12/08	116.101	115.775	115.211	119.941	121.015
Financial auditing.....	45	210101	12/08	116.101	115.775	115.211	119.941	121.015
Tax preparation and planning.....	45	2102	04/09	128.919	128.964	129.054	129.364	129.737
Tax preparation and planning.....	45	210201	04/09	128.919	128.964	129.054	129.364	129.737
Bookkeeping and compilation.....	45	2103	12/08	147.044	144.618	142.946	145.145	145.312
Bookkeeping and compilation.....	45	210301	12/08	147.044	144.618	142.946	145.145	145.312
Other accounting services, including billing and review (partial).....	45	2104	12/08	113.343	115.825	117.235	117.753	118.198
Other accounting services, including billing and review (partial).....	45	210401	12/08	113.343	115.825	117.235	117.753	118.198
Architectural and engineering services.....	45	3	06/09	132.000	132.086	132.183	132.411	132.352
Architectural services.....	45	31	03/09	112.775	112.851	112.884	113.147	113.045
Architectural services.....	45	3101	03/09	112.775	112.851	112.884	113.147	113.045
Architectural services.....	45	310101	03/09	112.775	112.851	112.884	113.147	113.045
Engineering services.....	45	32	03/09	135.489	135.576	135.685	135.907	135.856
Engineering services.....	45	3201	03/09	135.489	135.576	135.685	135.907	135.856
Engineering services.....	45	320101	03/09	135.489	135.576	135.685	135.907	135.856
Management, scientific, and technical consulting services.....	45	4	06/09	116.575	115.624	119.026	117.563	117.725
Management consulting services.....	45	41	06/09	116.575	115.624	119.026	117.563	117.725
Administrative and general management consulting services.....	45	4101	12/08	138.421	136.261	142.695	139.662	139.683
Administrative and general management consulting services.....	45	410101	12/08	138.421	136.261	142.695	139.662	139.683
Human resources consulting services.....	45	4102	12/08	108.859	109.356	110.147	110.317	110.333
Human resources consulting services.....	45	410201	12/08	108.859	109.356	110.147	110.317	110.333
Marketing consulting services.....	45	4103	12/08	64.781	64.792	64.800	64.800	64.800
Marketing consulting services.....	45	410301	12/08	64.781	64.792	64.800	64.800	64.800
Process, physical distribution, and logistics consulting services.....	45	4104	12/08	114.124	115.819	115.382	116.772	118.551
Process, physical distribution, and logistics consulting services.....	45	410401	12/08	114.124	115.819	115.382	116.772	118.551
Advertising and related services (partial).....	45	5	12/08	117.829	118.184	118.092	118.092	118.083
Advertising agency services.....	45	51	12/08	117.829	118.184	118.092	118.092	118.083
Advertising agency services.....	45	5101	12/08	117.829	118.184	118.092	118.092	118.083
Advertising agency services.....	45	510101	12/08	117.829	118.184	118.092	118.092	118.083
Information technology (IT) technical support and consulting services (partial).....	45	6	12/08	118.460	119.778	119.903	125.657	125.687
Information technology (IT) technical support and consulting services (partial).....	45	61	12/08	118.460	119.778	119.903	125.657	125.687
Information technology (IT) technical support and consulting services (partial).....	45	6101	12/08	118.460	119.778	119.903	125.657	125.687
Information technology (IT) technical support and consulting services (partial).....	45	610101	12/08	118.460	119.778	119.903	125.657	125.687
Employment services.....	46	—	06/09	129.920	129.820	129.526	129.610	129.464
Permanent placement services.....	46	1	03/09	130.434	129.131	128.467	129.002	128.901
Permanent placement services.....	46	11	03/09	130.434	129.131	128.467	129.002	128.901
Employment placement services.....	46	1101	03/09	130.434	129.131	128.467	129.002	128.901
Employment placement services.....	46	110101	03/09	130.434	129.131	128.467	129.002	128.901
Executive search services.....	46	2	12/08	102.707	102.227	103.338	103.694	108.781
Executive search services.....	46	21	12/08	102.707	102.227	103.338	103.694	108.781
Executive search services.....	46	2101	12/08	102.707	102.227	103.338	103.694	108.781
Executive search services.....	46	210101	12/08	102.707	102.227	103.338	103.694	108.781
Staffing services.....	46	3	06/09	130.477	130.433	130.128	130.189	129.942
Temporary help services.....	46	31	03/09	140.992	140.905	140.308	140.427	139.945
Temporary help services.....	46	3101	03/09	140.992	140.905	140.308	140.427	139.945
Temporary help services.....	46	310101	03/09	140.992	140.905	140.308	140.427	139.945

See footnotes at end of table.

Table 9. Producer price indexes for commodity and service groupings and individual items, not seasonally adjusted — Continued
 [August 2023, Index base 1982=100, unless otherwise indicated]

Title	Commodity code		Other index base	Unadjusted index ¹				
	Group code	Item code		Apr. 2023	May 2023 ^P	June 2023 ^P	July 2023 ^P	Aug. 2023 ^P
Co-employment staffing services.....	46	32	12/08	120.050	120.050	120.050	120.050	120.050
Co-employment staffing services.....	46	3201	12/08	120.050	120.050	120.050	120.050	120.050
Co-employment staffing services.....	46	320101	12/08	120.050	120.050	120.050	120.050	120.050
Travel arrangement services (partial).....	47	—	06/09	103.170	103.362	103.928	104.840	107.349
Arrangement of flights (partial).....	47	1	06/09	100.298	100.238	99.465	101.384	101.664
Arrangement of international flights.....	47	11	12/08	109.638	109.408	108.161	110.685	111.169
Arrangement of international flights.....	47	1101	12/08	109.638	109.408	108.161	110.685	111.169
Arrangement of international flights.....	47	110101	12/08	109.638	109.408	108.161	110.685	111.169
Arrangement of domestic flights.....	47	12	12/08	80.474	80.632	80.520	81.522	81.522
Arrangement of domestic flights (partial).....	47	1201	12/08	80.474	80.632	80.520	81.522	81.522
Arrangement of domestic flights.....	47	120101	12/08	80.474	80.632	80.520	81.522	81.522
Arrangement of vehicle rentals and lodging.....	47	2	12/08	103.288	102.005	100.951	99.409	99.805
Arrangement of vehicle rentals and lodging.....	47	21	12/08	103.288	102.005	100.951	99.409	99.805
Arrangement of vehicle rentals and lodging (partial).....	47	2101	12/08	103.288	102.005	100.951	99.409	99.805
Arrangement of vehicle rentals and lodging.....	47	210101	12/08	103.288	102.005	100.951	99.409	99.805
Arrangement of cruises and tours.....	47	3	12/08	102.920	104.912	110.143	111.781	112.604
Arrangement of cruises and tours.....	47	31	12/08	102.920	104.912	110.143	111.781	112.604
Arrangement of cruises and tours.....	47	3101	12/08	102.920	104.912	110.143	111.781	112.604
Arrangement of cruises and tours.....	47	310101	12/08	102.920	104.912	110.143	111.781	112.604
Other travel arrangements (partial).....	47	4	12/08	116.541	116.541	116.541	116.541	125.980
Other travel arrangements (partial).....	47	41	12/08	116.541	116.541	116.541	116.541	125.980
Other travel arrangements (partial).....	47	4101	12/08	116.541	116.541	116.541	116.541	125.980
Other travel arrangements (partial).....	47	410101	12/08	116.541	116.541	116.541	116.541	125.980
Selected security services (partial).....	48	—	03/09	142.539	145.492	145.580	145.832	150.428
Security guard services.....	48	1	03/09	142.539	145.492	145.580	145.832	150.428
Security guard services.....	48	11	03/09	142.539	145.492	145.580	145.832	150.428
Security guard services.....	48	1101	03/09	142.539	145.492	145.580	145.832	150.428
Security guard services.....	48	110101	03/09	142.539	145.492	145.580	145.832	150.428
Cleaning and building maintenance services (partial).....	49	—	03/09	126.487	126.269	126.278	126.200	126.224
Janitorial services.....	49	1	03/09	126.487	126.269	126.278	126.200	126.224
Janitorial services.....	49	11	03/09	126.487	126.269	126.278	126.200	126.224
Janitorial services.....	49	1101	03/09	126.487	126.269	126.278	126.200	126.224
Janitorial services.....	49	110101	03/09	126.487	126.269	126.278	126.200	126.224
Waste collection and remediation services (partial).....	50	—	12/08	168.524	168.130	167.537	167.392	168.102
Waste collection.....	50	1	12/08	168.524	168.130	167.537	167.392	168.102
Solid waste collection.....	50	11	12/08	168.524	168.130	167.537	167.392	168.102
Solid waste collection.....	50	1101	12/08	168.524	168.130	167.537	167.392	168.102
Solid waste collection.....	50	110101	12/08	168.524	168.130	167.537	167.392	168.102
Health care services.....	51	—	06/09	134.994	135.171	135.184	136.002	136.078
Outpatient care (partial).....	51	1	06/09	127.800	127.932	127.852	128.645	128.729
Outpatient care (partial).....	51	11	06/09	127.800	127.932	127.852	128.645	128.729
Physician care.....	51	1101	03/09	116.534	116.602	116.638	116.668	116.685
Medicare patients: physician care.....	51	110102	06/14	106.409	106.419	106.419	106.398	106.398
Medicaid patients: physician care.....	51	110103	06/14	88.730	89.093	89.337	89.337	89.348
Private insurance patients: physician care.....	51	110104	06/14	111.207	111.209	111.202	111.275	111.280
All other patients: physician care.....	51	110105	06/14	115.495	115.533	115.533	115.523	115.638
Medical laboratory and diagnostic imaging center care.....	51	1102	03/09	95.109	95.166	95.141	95.120	95.120
Medical laboratory care.....	51	110201	03/09	90.863	90.946	90.909	90.879	90.879
Medicare patients: medical laboratory care.....	51	1102011	06/14	79.423	79.423	79.423	79.423	79.423
Medicaid patients: medical laboratory care.....	51	1102012	06/14	95.625	95.625	95.625	95.625	95.625
Private insurance patients: medical laboratory care.....	51	1102013	06/14	98.213	98.184	98.112	98.055	98.055
All other patients: medical laboratory care.....	51	1102014	06/14	102.620	103.254	103.254	103.254	103.254
Diagnostic imaging center care.....	51	110202	03/09	101.912	101.912	101.912	101.912	101.912
Medicare and Medicaid patients: diagnostic imaging center care.....	51	1102021	06/14	91.903	91.903	91.903	91.903	91.903
Private insurance and all other patients: diagnostic imaging center care.....	51	1102024	06/14	104.575	104.575	104.575	104.575	104.575
Home health and hospice care.....	51	1103	12/08	126.147	126.147	126.309	126.537	126.779
Home health and hospice care.....	51	110301	12/08	126.147	126.147	126.309	126.537	126.779
Medicare and Medicaid patients: home health and hospice care.....	51	11030101	12/08	119.744	119.744	119.744	120.049	120.373
Medicare patients: home health and hospice care.....	51	110301011	12/08	110.524	110.524	110.524	110.524	110.524
Medicaid patients: home health and hospice care.....	51	110301012	12/08	128.797	128.797	128.797	129.374	129.985

See footnotes at end of table.

Table 9. Producer price indexes for commodity and service groupings and individual items, not seasonally adjusted — Continued

[August 2023, Index base 1982=100, unless otherwise indicated]

Title	Commodity code		Other index base	Unadjusted index ¹				
	Group code	Item code		Apr. 2023	May 2023 ^P	June 2023 ^P	July 2023 ^P	Aug. 2023 ^P
Private insurance and all other patients: home health and hospice care.....	51	11030102	12/08	145.835	145.835	146.507	146.508	146.508
Private insurance patients: home health and hospice care.....	51	110301021	06/14	109.336	109.336	109.336	109.336	109.336
All other patients: home health and hospice care.....	51	110301022	06/14	153.186	153.186	153.972	153.973	153.973
Hospital outpatient care.....	51	1104	12/08	147.486	147.778	147.470	149.647	149.515
Hospital outpatient care.....	51	110401	12/08	147.486	147.778	147.470	149.647	149.515
Hospital outpatient care, general medical & surgical hospitals.....	51	1104011	12/08	147.405	147.712	147.326	149.615	149.477
Medicare patients: hospital outpatient care, general medical and surgical hospitals.....	51	11040111	06/14	115.005	115.062	115.062	115.062	115.067
Medicaid patients: hospital outpatient care, general medical and surgical hospitals.....	51	11040112	06/14	97.045	97.045	97.045	106.801	106.801
Private insurance and all other patients: outpatient care, gen. medical and surgical hospitals.....	51	11040113	06/14	132.351	132.750	132.212	133.970	133.775
Dental care.....	51	1105	06/10	131.027	131.027	131.031	131.031	132.016
Private insurance patients: dental care.....	51	110502	06/14	119.247	119.247	119.247	119.247	120.020
Private insurance patients: dental visits and consultations.....	51	1105021	06/14	130.965	130.965	130.965	130.965	132.533
Private insurance patients: dental surgical intervention services.....	51	1105022	06/14	114.204	114.204	114.204	114.204	114.204
Private insurance patients: dental non-surgical intervention services.....	51	1105023	06/14	113.275	113.275	113.275	113.275	113.740
Medicare, Medicaid and all other patients: dental care.....	51	110503	06/14	126.224	126.224	126.234	126.234	127.353
Medicare, Medicaid and all other patients: dental visits and consultations.....	51	1105031	06/14	128.755	128.755	128.772	128.772	130.805
Medicare, Medicaid and all other patients: dental surgical intervention services.....	51	1105032	06/14	112.531	112.531	112.531	112.531	112.531
Medicare and Medicaid and all other patients: dental non-surgical intervention services.....	51	1105033	06/14	128.775	128.775	128.783	128.783	129.650
Inpatient care.....	51	2	06/09	146.133	146.346	146.546	147.397	147.452
Inpatient care.....	51	21	06/09	146.133	146.346	146.546	147.397	147.452
Hospital inpatient care.....	51	2101	12/08	147.554	147.850	148.153	148.417	148.336
Hospital inpatient care.....	51	210101	12/08	147.554	147.850	148.153	148.417	148.336
Hospital inpatient care, general medical and surgical hospitals.....	51	2101011	12/08	149.206	149.414	149.714	149.959	149.884
Medicare patients: hospital inpatient care, general medical and surgical hospitals.....	51	21010111	06/14	118.593	118.747	118.421	118.569	118.569
Medicaid patients: hospital inpatient care, general medical and surgical hospitals.....	51	21010112	06/14	115.799	115.799	115.799	113.001	113.001
Private insur. & all other patients: hospital inpatient, general medical and surgical hospitals.....	51	21010113	06/14	137.597	137.854	138.709	140.003	139.860
Private insurance patients: hospital inpatient care, general medical and surgical hospitals.....	51	210101131	06/14	137.044	137.328	138.277	139.710	139.552
All other patients: hospital inpatient care, general medical and surgical hospitals.....	51	210101132	06/14	144.332	144.332	144.332	144.332	144.332
Hospital inpatient care, psychiatric & substance abuse hospitals.....	51	2101012	12/08	129.733	132.421	132.421	132.947	132.667
Hospital inpatient care, specialty hospitals.....	51	2101013	12/08	126.469	126.384	127.098	127.563	127.563
Medicare patients: hospital inpatient care, specialty hospitals.....	51	21010131	06/14	114.875	114.990	114.988	114.277	114.277
Medicaid patients: hospital inpatient care, specialty hospitals.....	51	21010132	06/14	116.484	115.689	115.836	116.943	116.943
Private insurance and all other patients: hospital inpatient care, specialty hospitals.....	51	21010133	06/14	108.516	108.492	109.800	110.954	110.954
Nursing home care.....	51	2102	12/08	144.848	144.771	144.666	147.003	147.561
Nursing home care.....	51	210201	12/08	144.848	144.771	144.666	147.003	147.561
Medicare and Medicaid patients: Nursing home care.....	51	21020101	12/08	141.338	141.152	141.016	143.984	144.693
Medicaid patients: Nursing home care.....	51	210201011	06/12	144.305	143.997	143.772	148.687	149.860
Medicare patients: Nursing home care.....	51	210201012	06/12	119.273	119.273	119.273	119.273	119.273
Private insurance and all other patients: Nursing home care.....	51	21020102	12/08	150.472	150.528	150.451	152.254	152.684
Private insurance patients: Nursing home care.....	51	210201021	06/14	106.407	106.407	106.407	107.330	107.330
All other patients: Nursing home care.....	51	210201022	06/14	135.071	135.132	135.049	136.759	137.225
Intellectual and developmental disability center care.....	51	2103	12/08	184.958	185.214	185.117	190.002	190.007
Intellectual and developmental disability center care.....	51	210301	12/08	184.958	185.214	185.117	190.002	190.007
Medicaid patients: Intellectual and developmental disability center care.....	51	21030101	06/14	143.228	143.477	143.382	146.526	146.531
Medicare, private ins. & all other patients: Intellectual & develop. disability center care.....	51	21030102	06/14	150.622	150.622	150.622	157.234	157.234
Sales of blood and blood products, organs, and tissues.....	51	3	03/09	116.306	118.826	118.877	119.550	119.590
Sales of blood and blood products, organs, and tissues.....	51	31	03/09	116.306	118.826	118.877	119.550	119.590
Sales of blood and blood products, organs, and tissues.....	51	3101	03/09	116.306	118.826	118.877	119.550	119.590
Sales of blood and blood products, organs, and tissues.....	51	310101	03/09	116.306	118.826	118.877	119.550	119.590
Accommodation services.....	53	—	06/09	144.008	140.099	149.551	151.352	147.658
Traveler accommodation services.....	53	1	06/09	144.008	140.099	149.551	151.352	147.658
Traveler accommodation services.....	53	11	06/09	144.008	140.099	149.551	151.352	147.658
Guestroom or unit rental.....	53	1101	03/09	149.106	144.759	155.217	157.282	152.958
Guestroom or unit rental.....	53	110101	03/09	149.106	144.759	155.217	157.282	152.958
Other traveler accommodation services.....	53	1102	03/09	140.850	140.696	141.730	141.046	143.528
Other traveler accommodation services.....	53	110201	03/09	140.850	140.696	141.730	141.046	143.528

See footnotes at end of table.

Table 9. Producer price indexes for commodity and service groupings and individual items, not seasonally adjusted — Continued
 [August 2023, Index base 1982=100, unless otherwise indicated]

Title	Commodity code		Other index base	Unadjusted index ¹				
	Group code	Item code		Apr. 2023	May 2023 ^P	June 2023 ^P	July 2023 ^P	Aug. 2023 ^P
Food and beverage for immediate consumption services (partial).....	54	—	06/09	129.666	129.676	129.712	130.022	130.995
Food and beverage for immediate consumption services (partial).....	54	1	06/09	129.666	129.676	129.712	130.022	130.995
Food and nonalcoholic beverages for immediate consumption (partial).....	54	11	04/09	123.940	124.000	124.026	124.400	125.515
Food and nonalcoholic beverages for immediate consumption (partial).....	54	1101	04/09	123.940	124.000	124.026	124.400	125.515
Food and nonalcoholic beverages for immediate consumption (partial).....	54	110101	04/09	123.940	124.000	124.026	124.400	125.515
Alcoholic beverages for immediate consumption (partial).....	54	12	12/08	165.891	165.591	165.686	165.602	165.694
Alcoholic beverages for immediate consumption (partial).....	54	1201	12/08	165.891	165.591	165.686	165.602	165.694
Alcoholic beverages for immediate consumption (partial).....	54	120101	12/08	165.891	165.591	165.686	165.602	165.694
Repair and maintenance services (partial).....	55	—	06/09	152.111	151.945	152.115	152.712	153.529
Commercial and industrial machinery and equipment repair and maintenance.....	55	1	03/09	155.679	154.623	154.587	155.978	156.035
Commercial and industrial machinery and equipment repair and maintenance.....	55	11	03/09	155.679	154.623	154.587	155.978	156.035
Commercial machinery repair and maintenance.....	55	1101	03/09	155.679	154.623	154.587	155.978	156.035
Commercial machinery repair and maintenance.....	55	110101	03/09	155.679	154.623	154.587	155.978	156.035
Motor vehicle repair and maintenance (partial).....	55	2	12/08	158.483	159.013	159.596	159.263	161.133
Motor vehicle repair and maintenance (partial).....	55	21	12/08	158.483	159.013	159.596	159.263	161.133
Motor vehicle repair and maintenance (partial).....	55	2101	12/08	158.483	159.013	159.596	159.263	161.133
Motor vehicle repair and maintenance (partial).....	55	210101	12/08	158.483	159.013	159.596	159.263	161.133
Ship repair and maintenance.....	55	3	06/09	129.790	131.541	131.541	131.541	133.097
Ship repair and maintenance.....	55	31	06/09	129.790	131.541	131.541	131.541	133.097
Ship repair, military.....	55	3101	12/08	116.784	117.372	117.372	117.372	117.666
Ship repair, military.....	55	310101	12/08	116.784	117.372	117.372	117.372	117.666
Ship repair, nonmilitary.....	55	3102	12/08	163.142	167.370	167.370	167.370	171.599
Ship repair, nonmilitary.....	55	310201	12/08	163.142	167.370	167.370	167.370	171.599
Aircraft repair and maintenance.....	55	4	04/09	142.429	142.429	142.429	142.965	143.444
Aircraft repair and maintenance.....	55	41	04/09	142.429	142.429	142.429	142.965	143.444
Aircraft repair and maintenance.....	55	4101	04/09	142.429	142.429	142.429	142.965	143.444
Aircraft repair and maintenance.....	55	410101	04/09	142.429	142.429	142.429	142.965	143.444
Entertainment services (partial).....	56	—	06/09	126.513	125.378	125.342	125.156	123.820
Membership dues and admissions and recreation facility use fees (partial).....	56	1	06/09	142.511	140.094	140.010	140.581	138.663
Membership dues and admissions and recreation facility use fees (partial).....	56	11	06/09	142.511	140.094	140.010	140.581	138.663
Membership dues.....	56	1101	04/09	127.730	127.730	127.973	128.186	128.186
Membership dues, golf courses and country clubs.....	56	110101	04/09	161.203	161.203	162.066	162.728	162.728
Membership dues, fitness and recreational sports centers.....	56	110102	04/09	108.367	108.367	108.315	108.315	108.315
Admissions and recreational facilities use fees (partial).....	56	1102	12/08	167.743	160.399	159.640	160.930	155.102
Admissions and recreational facilities use fees, golf courses and country clubs.....	56	110201	12/08	130.928	115.098	114.426	114.523	114.321
Admissions and recreational facilities use fees, fitness and recreational sports centers.....	56	110202	12/08	153.169	153.169	153.169	153.169	153.169
Admissions and recreational facilities use fees, amusement and theme parks.....	56	110203	12/08	200.025	196.341	195.137	198.076	184.598
Recreational activity instruction fees (partial).....	56	2	12/08	123.016	123.096	123.096	123.096	123.096
Recreational activity instruction fees (partial).....	56	21	12/08	123.016	123.096	123.096	123.096	123.096
Recreational activity instruction fees (partial).....	56	2101	12/08	123.016	123.096	123.096	123.096	123.096
Recreational activity instruction fees (partial).....	56	210101	12/08	123.016	123.096	123.096	123.096	123.096
Gaming receipts (partial).....	56	3	12/08	111.103	111.354	111.371	110.250	109.439
Gaming receipts (partial).....	56	31	12/08	111.103	111.354	111.371	110.250	109.439
Gaming receipts (partial).....	56	3101	12/08	111.103	111.354	111.371	110.250	109.439
Gaming receipts (partial).....	56	310101	12/08	111.103	111.354	111.371	110.250	109.439
Wholesale trade services.....	57	—	06/09	158.502	158.023	155.375	158.642	157.594
Machinery and equipment and parts and supplies wholesaling.....	57	1	06/09	162.970	165.523	159.708	161.463	162.950
Machinery and equipment and parts and supplies wholesaling.....	57	11	06/09	162.970	165.523	159.708	161.463	162.950
Parts and supplies for machinery and equipment wholesaling.....	57	1102	03/09	183.957	189.120	185.724	186.948	191.031
Parts and supplies for machinery and equipment wholesaling.....	57	110201	03/09	183.957	189.120	185.724	186.948	191.031
Machinery and vehicle wholesaling.....	57	1103	05/19	121.867	122.858	116.066	118.443	118.736
Machinery and vehicle wholesaling.....	57	110301	05/19	121.867	122.858	116.066	118.443	118.736
Professional and commercial equipment wholesaling.....	57	1104	05/19	102.131	103.301	102.725	101.580	101.593
Professional and commercial equipment wholesaling.....	57	110401	05/19	102.131	103.301	102.725	101.580	101.593
Furnishings wholesaling.....	57	2	03/09	144.215	134.328	135.867	136.846	136.846
Furnishings wholesaling.....	57	21	03/09	144.215	134.328	135.867	136.846	136.846
Furnishings wholesaling.....	57	2101	03/09	144.215	134.328	135.867	136.846	136.846

See footnotes at end of table.

Table 9. Producer price indexes for commodity and service groupings and individual items, not seasonally adjusted — Continued
 [August 2023, Index base 1982=100, unless otherwise indicated]

Title	Commodity code		Other index base	Unadjusted index ¹				
	Group code	Item code		Apr. 2023	May 2023 ^P	June 2023 ^P	July 2023 ^P	Aug. 2023 ^P
Furnishings wholesaling.....	57	210101	03/09	144.215	134.328	135.867	136.846	136.846
Building materials, paint, and hardware wholesaling.....	57	3	03/09	133.057	132.284	133.446	132.876	133.243
Building materials, paint, and hardware wholesaling.....	57	31	03/09	133.057	132.284	133.446	132.876	133.243
Building materials, paint, and hardware wholesaling.....	57	3101	03/09	133.057	132.284	133.446	132.876	133.243
Building materials, paint, and hardware wholesaling.....	57	310101	03/09	133.057	132.284	133.446	132.876	133.243
Metals, minerals, and ores wholesaling.....	57	4	03/09	311.910	281.486	276.594	266.419	258.608
Metals, minerals, and ores wholesaling.....	57	41	03/09	311.910	281.486	276.594	266.419	258.608
Metals, minerals, and ores wholesaling.....	57	4101	03/09	311.910	281.486	276.594	266.419	258.608
Metals, minerals, and ores wholesaling.....	57	410101	03/09	311.910	281.486	276.594	266.419	258.608
Chemicals and allied products wholesaling.....	57	5	03/09	128.899	125.170	118.910	129.428	123.340
Chemicals and allied products wholesaling.....	57	51	03/09	128.899	125.170	118.910	129.428	123.340
Chemicals and allied products wholesaling.....	57	5101	03/09	128.899	125.170	118.910	129.428	123.340
Chemicals and allied products wholesaling.....	57	510101	03/09	128.899	125.170	118.910	129.428	123.340
Paper and plastics products wholesaling.....	57	6	03/09	207.154	207.530	206.456	201.364	205.233
Paper and plastics products wholesaling.....	57	61	03/09	207.154	207.530	206.456	201.364	205.233
Paper and plastics products wholesaling.....	57	6101	03/09	207.154	207.530	206.456	201.364	205.233
Paper and plastics products wholesaling.....	57	610101	03/09	207.154	207.530	206.456	201.364	205.233
Apparel wholesaling.....	57	7	03/09	132.829	125.677	129.583	126.835	130.327
Apparel wholesaling.....	57	71	03/09	132.829	125.677	129.583	126.835	130.327
Apparel wholesaling.....	57	7101	03/09	132.829	125.677	129.583	126.835	130.327
Apparel wholesaling.....	57	710101	03/09	132.829	125.677	129.583	126.835	130.327
Food and alcohol wholesaling.....	57	8	06/09	139.516	142.535	139.302	140.023	138.232
Food and alcohol wholesaling.....	57	81	06/09	139.516	142.535	139.302	140.023	138.232
Food wholesaling.....	57	8101	03/09	136.021	139.435	135.904	136.678	134.666
Food wholesaling.....	57	810101	03/09	136.021	139.435	135.904	136.678	134.666
Alcohol wholesaling.....	57	8102	02/09	154.661	154.248	153.702	153.933	154.066
Alcohol wholesaling.....	57	810201	02/09	154.661	154.248	153.702	153.933	154.066
Other commodities wholesaling.....	57	9	03/09	157.657	156.572	159.758	166.660	164.705
Other commodities wholesaling.....	57	91	03/09	157.657	156.572	159.758	166.660	164.705
Other commodities wholesaling.....	57	9101	03/09	157.657	156.572	159.758	166.660	164.705
Other commodities wholesaling.....	57	910101	03/09	157.657	156.572	159.758	166.660	164.705
Retail trade services.....	58	—	06/09	153.578	154.412	153.354	151.274	151.799
Food and alcohol retailing.....	58	1	03/09	177.382	178.774	179.452	176.761	178.880
Food and alcohol retailing.....	58	11	03/09	177.382	178.774	179.452	176.761	178.880
Food retailing.....	58	1102	09/15	142.459	143.970	144.439	142.265	144.098
Food retailing.....	58	110201	09/15	142.459	143.970	144.439	142.265	144.098
Alcohol retailing.....	58	1103	09/15	128.003	126.660	127.595	125.731	126.474
Alcohol retailing.....	58	110301	09/15	128.003	126.660	127.595	125.731	126.474
Health and beauty care retailing, including optical goods.....	58	2	03/09	141.854	144.174	143.273	143.782	143.170
Health and beauty care retailing, including optical goods.....	58	21	03/09	141.854	144.174	143.273	143.782	143.170
Health and beauty care retailing, including optical goods.....	58	2101	03/09	141.854	144.174	143.273	143.782	143.170
Health and beauty care retailing, including optical goods.....	58	210101	03/09	141.854	144.174	143.273	143.782	143.170
Apparel, jewelry, footwear, and accessories retailing.....	58	3	06/09	125.765	127.577	122.746	120.088	120.879
Apparel, jewelry, footwear, and accessories retailing.....	58	31	06/09	125.765	127.577	122.746	120.088	120.879
Apparel, footwear, and accessories retailing.....	58	3101	03/09	121.012	122.877	117.438	114.196	115.146
Apparel, footwear, and accessories retailing.....	58	310101	03/09	121.012	122.877	117.438	114.196	115.146
Jewelry retailing.....	58	3102	03/09	138.484	139.611	139.932	141.894	141.416
Jewelry retailing.....	58	310201	03/09	138.484	139.611	139.932	141.894	141.416
Computer hardware, software, and supplies retailing.....	58	4	03/09	77.503	77.063	75.740	75.609	75.470
Computer hardware, software, and supplies retailing.....	58	41	03/09	77.503	77.063	75.740	75.609	75.470
Computer hardware, software, and supplies retailing.....	58	4101	03/09	77.503	77.063	75.740	75.609	75.470
Computer hardware, software, and supplies retailing.....	58	410101	03/09	77.503	77.063	75.740	75.609	75.470
TV, video, and photographic equipment and supplies retailing.....	58	5	03/09	55.535	49.481	58.228	55.771	54.147
TV, video, and photographic equipment and supplies retailing.....	58	51	03/09	55.535	49.481	58.228	55.771	54.147
TV, video, and photographic equipment and supplies retailing.....	58	5101	03/09	55.535	49.481	58.228	55.771	54.147
TV, video, and photographic equipment and supplies retailing.....	58	510101	03/09	55.535	49.481	58.228	55.771	54.147
Automobiles and automobile parts retailing.....	58	6	06/09	179.052	175.048	172.914	169.650	168.356
Automobiles and automobile parts retailing.....	58	61	06/09	179.052	175.048	172.914	169.650	168.356
Automobile retailing (Partial).....	58	6101	03/09	196.869	190.561	186.429	181.593	179.224

See footnotes at end of table.

Table 9. Producer price indexes for commodity and service groupings and individual items, not seasonally adjusted — Continued
 [August 2023, Index base 1982=100, unless otherwise indicated]

Title	Commodity code		Other index base	Unadjusted index ¹				
	Group code	Item code		Apr. 2023	May 2023 ^P	June 2023 ^P	July 2023 ^P	Aug. 2023 ^P
Automobile retailing (Partial).....	58	610101	03/09	196.869	190.561	186.429	181.593	179.224
Automotive parts, including tires, retailing.....	58	6102	03/09	147.371	148.493	150.879	151.084	152.217
Automotive parts, including tires, retailing.....	58	610201	03/09	147.371	148.493	150.879	151.084	152.217
RVs, trailers, and campers retailing.....	58	8	03/09	135.507	147.335	140.278	143.005	139.777
RVs, trailers, and campers retailing.....	58	81	03/09	135.507	147.335	140.278	143.005	139.777
RVs, trailers, and campers retailing.....	58	8101	03/09	135.507	147.335	140.278	143.005	139.777
RVs, trailers, and campers retailing.....	58	810101	03/09	135.507	147.335	140.278	143.005	139.777
Sporting goods, including boats, retailing.....	58	9	03/09	126.117	123.354	121.690	120.082	123.884
Sporting goods, including boats, retailing.....	58	91	03/09	126.117	123.354	121.690	120.082	123.884
Sporting goods, including boats, retailing.....	58	9101	03/09	126.117	123.354	121.690	120.082	123.884
Sporting goods, including boats, retailing.....	58	910101	03/09	126.117	123.354	121.690	120.082	123.884
Lawn, garden, and farm equipment and supplies retailing.....	58	A	03/09	177.104	174.861	175.073	179.684	179.447
Lawn, garden, and farm equipment and supplies retailing.....	58	A1	03/09	177.104	174.861	175.073	179.684	179.447
Lawn, garden, and farm equipment and supplies retailing.....	58	A101	03/09	177.104	174.861	175.073	179.684	179.447
Lawn, garden, and farm equipment and supplies retailing.....	58	A10101	03/09	177.104	174.861	175.073	179.684	179.447
Furniture retailing.....	58	B	03/09	149.043	150.390	154.447	149.933	147.658
Furniture retailing.....	58	B1	03/09	149.043	150.390	154.447	149.933	147.658
Furniture retailing.....	58	B101	03/09	149.043	150.390	154.447	149.933	147.658
Furniture retailing.....	58	B10101	03/09	149.043	150.390	154.447	149.933	147.658
Flooring and floor coverings retailing.....	58	C	03/09	132.375	131.765	132.920	131.798	131.827
Flooring and floor coverings retailing.....	58	C1	03/09	132.375	131.765	132.920	131.798	131.827
Flooring and floor coverings retailing.....	58	C101	03/09	132.375	131.765	132.920	131.798	131.827
Flooring and floor coverings retailing.....	58	C10101	03/09	132.375	131.765	132.920	131.798	131.827
Hardware and building materials and supplies retailing.....	58	D	03/09	159.845	158.990	161.646	170.023	173.943
Hardware and building materials and supplies retailing.....	58	D1	03/09	159.845	158.990	161.646	170.023	173.943
Hardware and building materials and supplies retailing.....	58	D101	03/09	159.845	158.990	161.646	170.023	173.943
Hardware and building materials and supplies retailing.....	58	D10101	03/09	159.845	158.990	161.646	170.023	173.943
Major household appliance retailing.....	58	E	03/09	136.765	131.086	128.978	126.419	131.207
Major household appliance retailing.....	58	E1	03/09	136.765	131.086	128.978	126.419	131.207
Major household appliance retailing.....	58	E101	03/09	136.765	131.086	128.978	126.419	131.207
Major household appliance retailing.....	58	E10101	03/09	136.765	131.086	128.978	126.419	131.207
Fuels and lubricants retailing.....	58	F	06/09	251.674	280.507	271.339	246.350	256.415
Fuels and lubricants retailing.....	58	F1	06/09	251.674	280.507	271.339	246.350	256.415
Automotive fuels and lubricants retailing.....	58	F101	03/09	315.048	353.169	345.994	314.475	332.759
Automotive fuels and lubricants retailing.....	58	F10101	03/09	315.048	353.169	345.994	314.475	332.759
Household fuels retailing.....	58	F102	03/09	175.458	190.500	173.377	156.551	149.386
Household fuels retailing.....	58	F10201	03/09	175.458	190.500	173.377	156.551	149.386
Cleaning supplies and paper products retailing.....	58	G	03/09	204.468	200.578	207.838	200.141	209.880
Cleaning supplies and paper products retailing.....	58	G1	03/09	204.468	200.578	207.838	200.141	209.880
Cleaning supplies and paper products retailing.....	58	G101	03/09	204.468	200.578	207.838	200.141	209.880
Cleaning supplies and paper products retailing.....	58	G10101	03/09	204.468	200.578	207.838	200.141	209.880
Book retailing.....	58	H	03/09	135.067	135.435	136.091	137.263	137.278
Book retailing.....	58	H1	03/09	135.067	135.435	136.091	137.263	137.278
Book retailing.....	58	H101	03/09	135.067	135.435	136.091	137.263	137.278
Book retailing.....	58	H10101	03/09	135.067	135.435	136.091	137.263	137.278
Other merchandise retailing (partial).....	58	I	03/09	141.095	138.792	138.193	137.399	136.120
Other merchandise retailing (partial).....	58	I1	03/09	141.095	138.792	138.193	137.399	136.120
Other merchandise retailing (partial).....	58	I101	03/09	141.095	138.792	138.193	137.399	136.120
Other merchandise retailing (partial).....	58	I10101	03/09	141.095	138.792	138.193	137.399	136.120
Metal treatment services.....	59	—	12/84	230.390	231.676	231.290	233.400	233.969
Metal treatment services.....	59	1	12/84	230.390	231.676	231.290	233.400	233.969
Metal treatment services.....	59	11	12/84	230.390	231.676	231.290	233.400	233.969
Metal plating and polishing.....	59	1101	12/84	249.157	250.845	254.094	252.772	252.772
Metal plating and polishing.....	59	110111	12/84	249.157	250.845	254.094	252.772	252.772
Metal coating and allied services.....	59	1102	12/84	218.536	220.081	217.830	220.278	221.315
Metal coating and allied services.....	59	110222	12/84	218.536	220.081	217.830	220.278	221.315
Metal heat treating.....	59	1103	06/85	203.742	203.742	203.742	208.716	208.716
Metal heat treating.....	59	110349	06/06	161.157	161.157	161.157	165.092	165.092
Mining services.....	60	—	06/85	264.279	262.899	262.713	262.731	262.293

See footnotes at end of table.

Table 9. Producer price indexes for commodity and service groupings and individual items, not seasonally adjusted — Continued
 [August 2023, Index base 1982=100, unless otherwise indicated]

Title	Commodity code		Other index base	Unadjusted index ¹				
	Group code	Item code		Apr. 2023	May 2023 ^p	June 2023 ^p	July 2023 ^p	Aug. 2023 ^p
Mining services.....	60	1	06/85	264.279	262.899	262.713	262.731	262.293
Mining services.....	60	11	06/85	264.279	262.899	262.713	262.731	262.293
Support activities for coal mining.....	60	1102	06/85	216.358	216.043	217.105	217.200	217.200
Support activities for coal mining.....	60	110201	06/85	216.358	216.043	217.105	217.200	217.200
Drilling oil and gas wells services.....	60	1103	12/85	405.261	401.792	397.023	394.542	412.533
Drilling oil and gas wells services.....	60	110301	12/85	405.261	401.792	397.023	394.542	412.533
Support activities for oil and gas operations.....	60	1104	12/85	220.015	219.052	219.712	220.198	216.294
Support activities for oil and gas operations.....	60	110401	12/85	220.015	219.052	219.712	220.198	216.294
Metal and nonmetallic minerals mining services.....	60	1106	05/23	—	100.000	100.000	100.000	100.000
Metal and nonmetallic minerals mining services.....	60	110601	05/23	—	100.000	100.000	100.000	100.000
Metal mining services.....	60	1106011	12/85	280.126	280.127	—	—	—
Contract work on textile products, apparel, and leather.....	61	—	06/10	137.730	137.516	137.590	137.686	137.686
Contract work on textile products and apparel.....	61	1	06/10	137.838	137.620	137.695	137.793	137.793
Contract work on textile products and apparel.....	61	11	06/10	137.838	137.620	137.695	137.793	137.793
Contract work on textile products.....	61	1102	06/87	243.659	243.657	243.915	243.915	243.915
Commission finishing of broadwoven fabrics.....	61	110201	06/87	271.637	271.602	271.895	271.895	271.895
Commission finishing of cotton broadwoven fabrics.....	61	1102011	06/08	191.353	191.228	191.250	191.250	191.250
Other commission finishing of broadwoven fabrics (excl. cotton & wool).....	61	1102012	06/08	207.604	207.601	207.868	207.868	207.868
Commission knit or knit & finishing of weft & warp knit fabric.....	61	110204	12/94	137.886	138.618	138.618	138.618	138.618
Contract work on apparel.....	61	1103	06/87	146.602	146.740	146.740	146.971	146.971
Contract work on women's, girls' and infants' apparel.....	61	11031	12/11	113.423	113.423	113.423	113.423	—
Contract work on men's and boys' (including unisex) apparel.....	61	11032	12/11	125.106	125.391	125.391	125.866	125.866
Contract work on men's and boys' pants, work apparel, and other outerwear.....	61	110321	06/07	122.095	122.095	122.095	122.095	122.095
Contract work on men's and boys' shirts, tailored suits/coats/jackets, & underwear/nightwear.....	61	110323	06/07	136.201	136.910	136.910	138.093	—
Contract & commission receipts for tanning or finishing leather owned by others.....	61	2	06/11	131.273	131.273	131.273	131.273	131.259
Contract & commission receipts for tanning or finishing leather owned by others.....	61	21	06/11	131.273	131.273	131.273	131.273	131.259
Contract and commission receipts for tanning or finishing leather owned by others.....	61	2101	12/97	173.091	173.091	173.091	173.091	173.072
Contract and commission receipts for tanning or finishing leather owned by others.....	61	210101	12/97	173.091	173.091	173.091	173.091	173.072
Construction (partial).....	80	—	06/09	165.211	165.600	165.673	163.835	164.144
New nonresidential building construction.....	80	1	06/09	175.136	175.291	175.354	173.095	173.404
New nonresidential building construction.....	80	11	06/09	175.136	175.291	175.354	173.095	173.404
New warehouse building construction.....	80	1101	12/04	233.785	234.730	235.212	233.272	233.824
New warehouse building construction.....	80	110101	12/04	233.785	234.730	235.212	233.272	233.824
New school building construction.....	80	1102	12/05	226.683	226.639	226.577	224.205	224.288
New school building construction.....	80	110201	12/05	226.683	226.639	226.577	224.205	224.288
New office building construction.....	80	1103	06/06	207.953	208.082	208.079	203.839	204.372
New office building construction.....	80	110301	06/06	207.953	208.082	208.079	203.839	204.372
New industrial building construction.....	80	1104	06/07	194.085	194.175	194.516	191.815	192.448
New industrial building construction.....	80	110401	06/07	194.085	194.175	194.516	191.815	192.448
New health care building construction.....	80	1105	06/12	159.741	159.681	159.539	158.235	158.353
New health care building construction.....	80	110501	06/12	159.741	159.681	159.539	158.235	158.353
Maintenance and repair of nonresidential buildings (partial).....	80	2	04/09	144.987	146.998	147.155	147.554	147.945
Maintenance and repair of nonresidential buildings (partial).....	80	21	04/09	144.987	146.998	147.155	147.554	147.945
Maintenance and repair of nonresidential buildings (partial).....	80	2101	04/09	144.987	146.998	147.155	147.554	147.945
Maintenance and repair of nonresidential buildings (partial).....	80	210101	04/09	144.987	146.998	147.155	147.554	147.945

¹ All indexes are subject to revision for 4 months after their originally scheduled publication to incorporate late reports and corrections by survey respondents.

² Due to incomplete coverage of the services sector, some services indexes in this table reflect only a portion of their wherever-provided output. These indexes are flagged using the term "partial" at the end of their titles. For more information regarding wherever-provided services indexes, go to <https://www.bls.gov/ppi/wepnotice.htm>. This webpage includes methodology documentation, a table identifying missing coverage areas for those indexes with incomplete coverage, and a concordance table between wherever-provided services indexes and Census product codes.

^p Preliminary

"—" Data not available.

Table 10. Producer price indexes and percentage changes for net output of selected industries and industry groups, not seasonally adjusted
[August 2023]

Title ¹	Index base	Industry code	Unadjusted index ²					Unadjusted 1-month percent change ²	Unadjusted 12-month percent change ²
			Apr. 2023	May 2023 ^p	June 2023 ^p	July 2023 ^p	Aug. 2023 ^p	July to Aug. ^p	Aug. 2022 to Aug. 2023 ^p
Total mining, utilities, and manufacturing industries.....	12/06	AMUM--	155.492	153.769	154.406	155.253	161.190	3.8	-1.2
Total mining industries.....	12/84	OMIN--	219.205	206.284	202.545	215.447	222.329	3.2	-28.6
Oil and gas extraction.....	12/85	211--	192.927	174.712	168.738	188.800	200.248	6.1	-42.8
Mining (except oil & gas).....	12/03	212--	330.893	325.751	326.363	325.580	322.472	-1.0	-0.4
Mining support activities.....	06/09	213--	124.792	124.058	123.938	124.029	123.912	-0.1	3.5
Utilities.....	12/03	221--	174.256	170.368	180.001	189.432	218.438	15.3	-5.2
Total manufacturing industries.....	12/84	OMFG--	248.583	246.270	245.843	245.375	251.216	2.4	-0.1
Food mfg.....	12/84	311--	253.399	253.764	253.560	253.634	254.511	0.3	-0.8
Beverage & tobacco mfg.....	12/03	312--	195.804	199.061	199.210	198.511	200.144	0.8	7.6
Textile mills.....	12/84	313--	171.411	170.651	170.502	169.932	169.587	-0.2	-4.3
Textile product mills.....	12/03	314--	158.603	158.415	158.217	158.478	158.555	0.0	2.1
Apparel manufacturing.....	12/03	315--	126.600	127.089	127.278	127.393	127.406	0.0	2.6
Leather and allied product manufacturing.....	12/84	316--	199.761	199.764	199.709	202.523	202.834	0.2	3.7
Wood product manufacturing.....	12/03	321--	185.222	185.550	184.981	186.169	184.950	-0.7	-9.3
Paper manufacturing.....	12/03	322--	186.217	185.953	184.830	184.164	183.314	-0.5	-0.7
Printing and related support activities.....	12/03	323--	158.487	158.513	158.527	158.618	160.056	0.9	5.7
Petroleum and coal products manufacturing.....	12/84	324--	376.043	349.413	347.057	343.113	400.162	16.6	-7.9
Chemical mfg.....	12/84	325--	362.945	361.165	358.142	354.100	352.420	-0.5	-3.8
Plastics and rubber products mfg.....	12/84	326--	252.893	252.002	251.289	250.907	250.345	-0.2	-2.0
Nonmetallic mineral product mfg.....	12/84	327--	285.431	286.584	286.719	287.113	287.059	0.0	6.5
Primary metal mfg.....	12/84	331--	298.934	307.824	305.955	296.999	294.694	-0.8	-9.1
Fabricated metal product mfg.....	12/84	332--	278.398	278.480	278.657	279.032	278.587	-0.2	2.1
Machinery mfg.....	12/03	333--	177.431	178.160	178.274	178.801	178.887	0.0	5.5
Computer & electronic product mfg.....	12/03	334--	98.997	98.802	98.879	99.115	99.520	0.4	2.9
Electrical equipment, appliance & component mfg.....	12/03	335--	196.431	196.688	197.349	197.896	198.962	0.5	4.5
Transportation equipment mfg.....	12/03	336--	139.266	139.517	139.568	139.777	139.767	0.0	2.4
Furniture & related product mfg.....	12/84	337--	268.433	269.124	269.096	270.186	270.063	0.0	3.4
Miscellaneous mfg.....	12/03	339--	143.764	144.566	145.038	144.927	145.003	0.1	3.3
Material recyclers.....	12/86	429930	444.526	428.330	392.706	388.100	401.110	3.4	-6.0
Total trade industries.....	12/06	ATRADE	173.509	173.841	172.504	172.913	173.265	0.2	0.6
Total wholesale trade industries.....	12/06	AWHLTR	186.210	186.019	184.357	186.936	186.742	-0.1	3.0
Merchant wholesalers, durable goods.....	06/04	423--	199.142	199.165	194.856	195.233	196.248	0.5	3.5
Merchant wholesalers, nondurable goods.....	06/05	424--	204.175	203.676	204.316	209.581	208.116	-0.7	1.9
Total retail trade industries.....	12/06	ARETTR	160.908	161.874	160.888	158.665	159.674	0.6	-2.7
Motor vehicle and parts dealers.....	12/03	441--	190.158	190.130	187.457	185.501	185.922	0.2	-11.7
Bldg material and garden equip and supp dealers.....	12/03	444--	208.041	204.712	205.552	209.557	209.071	-0.2	0.3
Food and beverage stores.....	12/99	445--	259.729	259.302	262.485	258.986	264.314	2.1	9.8
Furniture, home furnishings, electronics, and appliance retailers.....	12/22	449--	104.050	102.665	105.084	103.974	102.454	-1.5	-
General merchandise retailers.....	12/03	455--	155.441	156.936	155.468	153.542	152.424	-0.7	-1.2
Health and personal care retailers.....	12/03	456--	147.643	146.838	147.649	146.543	148.427	1.3	-0.1
Gasoline stations and fuel dealers.....	12/22	457--	83.189	91.130	89.946	83.366	85.842	3.0	-
Clothing and clothing accessories retailers.....	12/03	458--	149.345	150.805	143.828	137.982	140.627	1.9	0.8
Sporting goods and hobby retailers.....	12/03	4591--	125.333	130.716	124.849	132.023	131.398	-0.5	0.8
Book retailers and news dealers.....	12/03	4592--	133.009	134.003	133.803	135.807	136.076	0.2	-0.9
Office supplies, stationary, and gift retailers.....	12/03	4594--	179.789	174.155	168.239	160.238	159.715	-0.3	-8.9
Transportation and warehousing industries.....	12/06	ATRNRW	167.584	167.219	167.964	167.134	167.174	0.0	-2.5
Transportation industries.....	12/06	ATRANS	159.584	159.677	160.702	159.051	158.920	-0.1	-4.5
Air transportation.....	12/92	481--	271.871	262.920	274.776	275.689	272.010	-1.3	2.5
Rail transportation.....	12/96	482--	231.485	229.385	228.593	228.442	229.423	0.4	-0.8
Water transportation.....	12/03	483--	188.996	196.430	192.081	188.641	191.859	1.7	-3.6
Truck transportation.....	12/03	484--	185.833	189.015	187.623	182.784	184.713	1.1	-7.1
Pipeline transportation.....	05/22	486--	107.067	107.297	106.041	110.120	110.209	0.1	4.4
Transportation support activities.....	12/03	488--	138.378	138.075	139.965	139.719	134.058	-4.1	-13.9
Delivery and warehouse industries.....	12/06	ADLVWR	204.760	202.516	201.579	204.854	205.566	0.3	7.2
U.S. Postal Service.....	06/89	491--	281.228	281.228	281.228	292.039	292.093	0.0	9.0
Couriers and messengers.....	12/03	492--	305.487	303.379	302.691	303.239	306.743	1.2	5.8
Warehousing and storage.....	12/06	493--	147.841	141.739	138.934	141.465	139.502	-1.4	8.7
Services less trade, transportation, and warehousing ³	12/06	ATTDSV	139.357	139.486	140.118	140.652	141.258	0.4	5.5
Information.....	12/06	AINFO-	110.744	111.310	111.367	111.063	111.151	0.1	2.9
Publishing industries.....	12/22	513--	102.716	103.878	104.313	104.532	105.288	0.7	-
Broadcasting, except internet.....	12/03	516--	124.806	127.054	123.727	120.351	113.712	-5.5	-13.4

See footnotes at end of table.

Table 10. Producer price indexes and percentage changes for net output of selected industries and industry groups, not seasonally adjusted — Continued
[August 2023]

Title ¹	Index base	Industry code	Unadjusted index ²					Unadjusted 1-month percent change ²	Unadjusted 12-month percent change ²
			Apr. 2023	May 2023 ^p	June 2023 ^p	July 2023 ^p	Aug. 2023 ^p	July to Aug. ^p	Aug. 2022 to Aug. 2023 ^p
Information - Continued									
Telecommunications.....	12/03	517--	108.382	108.319	108.458	108.377	108.794	0.4	3.8
Data processing and related services.....	12/03	5182--	114.049	114.139	114.377	114.659	114.775	0.1	1.5
Selected health care industries.....									
Offices of physicians.....	12/06	ASHC--	139.684	139.899	139.894	140.501	140.712	0.2	2.5
Offices of dentists.....	12/96	6211--	143.757	143.839	143.882	143.919	143.939	0.0	0.7
Medical and diagnostic laboratories.....	06/10	6212--	130.872	130.872	130.876	130.876	131.852	0.7	3.7
Home health care services.....	12/03	6215--	103.708	103.770	103.742	103.720	103.720	0.0	0.4
Blood and organ banks.....	12/96	6216--	160.715	160.715	160.917	161.319	161.637	0.2	5.2
Hospitals.....	06/06	621991	129.424	132.169	132.225	132.969	133.090	0.1	5.7
Nursing care facilities.....	12/92	622--	228.050	228.602	228.553	229.692	229.951	0.1	2.4
Residential developmental disability homes.....	12/03	6231--	174.893	174.799	174.673	177.496	178.169	0.4	5.6
Residential developmental disability homes.....	12/03	62321-	222.484	222.750	222.649	227.761	227.811	0.0	8.9
Other selected services less trade, transportation, and warehousing industries.....									
Depository credit intermediation.....	12/06	ASTDSV	146.125	146.091	147.160	147.853	148.736	0.6	7.2
Security, commodity contracts and like activity.....	12/03	5221--	135.804	135.101	136.751	134.790	137.450	2.0	21.1
Insurance carriers and related activities.....	12/03	523--	250.125	251.225	250.787	260.664	264.646	1.5	19.9
Lessors of nonres bldg (exc miniwarehouse).....	12/03	524--	150.399	150.517	151.496	151.447	151.823	0.2	3.6
Lessors of miniwarehouse and self storage units.....	12/03	53112-	135.902	135.904	138.031	136.570	141.222	3.4	2.1
Offices of real estate agents and brokers.....	12/03	53113-	195.450	195.292	197.229	197.801	199.094	0.7	5.0
Real estate property managers.....	12/03	5312--	184.044	185.827	188.142	189.465	192.273	1.5	3.1
Offices of real estate appraisers.....	12/03	53131-	127.835	128.398	128.389	130.378	130.739	0.3	4.2
Automotive equipment rental and leasing.....	12/03	531320	114.448	112.984	112.771	112.771	112.727	0.0	-4.6
Other heavy machinery rental and leasing.....	06/01	5321--	152.270	150.477	154.746	158.634	157.895	-0.5	-4.5
Legal services.....	12/03	532412	138.368	138.641	138.390	138.573	138.462	-0.1	5.4
Offices of certified public accountants.....	12/96	5411--	270.823	270.408	270.421	271.917	271.576	-0.1	6.1
Other accounting services.....	12/03	541211	139.308	139.693	138.940	141.358	142.174	0.6	7.7
Architectural, engineering and related services.....	12/03	541219	151.676	150.184	150.102	151.223	151.223	0.0	1.4
Management and technical consulting services.....	12/96	5413--	188.592	188.757	188.961	189.181	189.137	0.0	2.8
Advertising agencies.....	06/06	5416--	129.026	128.929	132.020	131.071	131.199	0.1	2.4
Employment services.....	12/03	54181-	123.961	124.309	124.219	124.219	124.210	0.0	0.9
Travel agencies.....	12/96	5613--	160.653	160.529	160.175	160.277	160.104	-0.1	0.7
Security guards and patrol services.....	12/03	56151-	103.631	103.738	104.081	104.631	106.416	1.7	3.0
Janitorial services.....	12/04	561612	154.005	157.195	157.291	157.562	162.529	3.2	10.7
Waste collection.....	12/03	56172-	137.877	137.648	137.657	137.576	137.602	0.0	1.9
Amusement and theme parks.....	12/03	5621--	183.002	182.836	182.290	182.329	183.006	0.4	8.9
Golf courses and country clubs.....	06/06	71311-	214.604	211.089	210.173	212.207	202.710	-4.5	1.5
Fitness and recreational sports centers.....	12/05	71391-	161.059	157.095	157.363	157.720	157.668	0.0	6.3
Accommodation.....	12/04	71394-	116.821	116.803	116.700	116.700	116.700	0.0	3.9
Commercial machinery repair and maintenance.....	12/96	721--	195.716	192.136	201.188	202.717	199.261	-1.7	4.8
Commercial machinery repair and maintenance.....	06/06	8113--	185.853	185.980	185.983	188.074	188.076	0.0	7.9

¹ Indexes in this table are derived from the net-output-weighted industry price indexes. Because of differences in coverage and aggregation methodology, they will generally not match the movements of similarly titled indexes which are derived from traditional commodity groupings.

² All indexes are subject to revision for 4 months after their originally scheduled publication to incorporate late reports and corrections by survey respondents.

³ Formerly titled "Total traditional service industries."

p Preliminary

-- Data not available.

Table 11. Producer price indexes for net output of selected industries and their products, not seasonally adjusted
[August 2023]

Title ¹	Industry code	Product code	Index base	Unadjusted index ²				
				Apr. 2023	May 2023 ^P	June 2023 ^P	July 2023 ^P	Aug. 2023 ^P
Logging.....	1133		12/81	212.798	212.733	212.783	211.795	213.893
Logging.....	11331		12/81	212.798	212.733	212.783	211.795	213.892
Logging.....	113310		12/81	212.926	212.861	212.911	211.922	214.021
Primary products.....		113310-P	12/81	221.321	221.253	221.305	220.277	222.459
Secondary products and miscellaneous receipts.....		113310-SM						
Mining								
Total mining industries.....			12/84	219.205	206.284	202.545	215.447	222.329
Oil and gas extraction.....	211		12/85	192.927	174.712	168.738	188.800	200.248
Oil and gas extraction.....	2111		12/85	192.927	174.712	168.738	188.800	200.248
Crude petroleum and natural gas extraction.....	211111		06/02	201.575	184.093	177.946	196.459	208.063
Primary products.....		211111-P	06/84	177.553	162.154	156.739	173.047	183.267
Crude petroleum.....		211111-1	06/84	238.276	214.877	205.893	223.858	243.869
Natural gas (from the wellhead).....		211111-3	06/84	60.469	59.493	60.329	72.001	65.655
Natural gas liquids extraction.....	211112		06/02	144.658	122.904	117.929	145.765	156.216
Primary products.....		211112-P	06/02	144.008	122.352	117.399	145.110	155.514
Natural gas liquids.....		211112-1	06/84	169.397	139.753	130.059	161.745	173.029
Isopentane and natural gasoline.....		211112-11	06/84	267.951	242.642	219.423	220.038	252.525
Propane.....		211112-12	06/84	163.246	126.038	105.882	109.151	125.953
Butane.....		211112-13	06/84	153.640	116.831	95.127	118.264	149.677
Plant condensate, ethane, gas mixtures, and other natural gas liquids.....		211112-14	06/96	156.493	130.355	130.724	182.563	181.742
Residue gas shipped from natural gas liquids plants.....		211112-3	06/84	77.788	74.387	79.406	96.184	103.705
Mining (except oil & gas).....	212		12/03	330.893	325.751	326.363	325.580	322.472
Coal mining.....	2121		12/85	290.546	282.766	284.901	294.928	297.441
Coal mining.....	21211		12/01	313.025	304.644	306.943	317.746	320.454
Coal mining.....	212110		12/22	101.255	98.506	99.252	102.756	103.635
Primary products.....		212110-P	12/22	101.208	98.417	99.165	102.679	103.559
Coal, utility sold.....		212110-1	12/22	101.780	98.456	99.828	103.807	104.996
Bituminous coal and lignite surface mining (utility sold).....		212110-11	12/01	212.318	197.105	211.792	213.261	215.706
Raw bituminous and lignite from surface mining operations (utility sold).....		212110-111	12/01	196.964	196.871	190.569	190.271	189.455
Processed bituminous coal and lignite surface operations (utility sold).....		212110-113	12/01	217.822	198.036	219.043	221.046	224.473
Bituminous coal underground mining (utility sold).....		212110-12	12/01	443.641	438.432	431.160	456.159	461.383
Raw bituminous coal shipped from underground mining operations (utility sold).....		212110-121	12/22	99.102	103.716	110.235	107.783	108.716
Processed bituminous coal shipped from underground mines (utility sold).....		212110-123	12/01	506.840	496.984	483.172	517.164	523.290
Coal exports.....		212110-4	12/22	95.919	95.939	96.366	96.909	95.846
Coal non-utility sold (including anthracite).....		212110-5	12/79	452.716	447.572	420.905	433.898	435.956
Secondary products and miscellaneous receipts.....		212110-SM						
Metal ore mining.....	2122		12/84	448.843	439.845	437.282	424.181	413.133
Iron ore mining.....	21221		12/84	217.834	203.921	204.491	203.001	203.001
Iron ore mining.....	212210		12/84	217.834	203.921	204.491	203.001	203.001
Primary products.....		212210-P	12/84	223.062	208.815	209.398	207.872	207.872
Iron ore (including crude, concentrates, agglomerates and pellets).....		212210-0	12/97	231.251	216.481	217.086	215.503	215.503
Copper, nickel, lead & zinc mining.....	21223		06/88	439.063	416.842	440.159	421.280	388.749
Copper, nickel, lead and zinc mining.....	212230		06/88	452.287	429.393	453.426	433.967	400.445
Primary products.....		212230-P	12/03	393.709	372.669	398.783	377.468	343.992
Secondary products and miscellaneous receipts.....		212230-SM						
Other metal ore mining.....	21229		12/85	1,064.987	1,033.897	915.113	821.112	-
Other metal ore mining.....	212290		12/85	3,515.458	3,412.830	3,020.732	2,710.442	-
Primary products.....		212290-P	12/03	2,716.727	2,637.407	2,334.358	2,094.538	-
Other metal ores, including uranium.....		212290-1	12/03	2,716.727	2,637.407	2,334.358	2,094.538	-
Nonmetallic mineral mining & quarrying.....	2123		12/84	375.242	374.758	376.520	376.228	374.117
Stone mining & quarrying.....	21231		12/84	413.833	413.973	418.268	419.333	421.620
Dimension stone mining and quarrying.....	212311		06/85	313.003	328.418	328.418	348.776	348.776
Primary products.....		212311-P	06/85	301.317	316.711	316.711	337.043	337.043
Dimension stone.....		212311-0	06/85	301.317	316.711	316.711	337.043	337.043
Secondary products and miscellaneous receipts.....		212311-SM						
Crushed and broken limestone mining.....	212312		12/83	425.524	425.675	428.494	429.670	433.168
Primary products.....		212312-P	12/83	432.005	432.164	435.142	436.086	439.802
Crushed and broken limestone.....		212312-0	12/83	432.005	432.164	435.142	436.086	439.802
Secondary products and miscellaneous receipts.....		212312-SM						

See footnotes at end of table.

Table 11. Producer price indexes for net output of selected industries and their products, not seasonally adjusted — Continued
[August 2023]

Title ¹	Industry code	Product code	Index base	Unadjusted index ²				
				Apr. 2023	May 2023 ^P	June 2023 ^P	July 2023 ^P	Aug. 2023 ^P
Crushed and broken granite mining.....	212313		12/83	561.457	556.436	564.682	565.535	566.208
Primary products.....		212313-P	12/83	561.096	556.076	564.322	565.175	565.847
Crushed and broken granite.....		212313-0	12/83	561.096	556.076	564.322	565.175	565.847
Secondary products and miscellaneous receipts.....		212313-SM						
Other crushed and broken stone mining.....	212319		12/83	331.425	331.882	339.750	336.623	336.623
Primary products.....		212319-P	12/83	337.686	338.177	346.642	343.278	343.278
Bituminous limestone and sandstone, and other crushed and broken stone.....		212319-0	12/83	337.686	338.177	346.642	343.278	343.278
Secondary products and miscellaneous receipts.....		212319-SM						
Sand/gravel/clay/refractory minerals mining.....	21232		12/03	242.302	244.623	244.626	245.155	246.503
Construction sand and gravel mining.....	212321		06/82	491.516	497.282	497.409	498.678	502.148
Primary products.....		212321-P	06/82	500.742	506.768	507.075	508.558	512.195
Construction sand and gravel (run of pit/bank, washed, screened, etc).....		212321-0	06/82	500.742	506.768	507.075	508.558	512.195
Construction sand and gravel, Midwest.....		212321-02	12/12	190.575	193.686	193.686	193.686	193.686
Construction sand and gravel, West.....		212321-04	12/12	170.951	173.208	173.423	174.463	177.012
Secondary products and miscellaneous receipts.....		212321-SM						
Miscellaneous receipts.....		212321-M	06/82	472.861	472.861	472.861	472.861	472.861
Kaolin, clay, and ceramic and refractory minerals mining.....	212323		12/22	108.677	108.765	108.656	108.718	108.660
Primary products.....		212323-P	12/22	108.678	108.766	108.657	108.719	108.661
Kaolin and ball clay.....		212323-1	06/84	281.061	281.061	281.061	281.061	281.061
Bentonite.....		212323-2	06/84	228.891	228.891	228.891	228.891	228.891
Secondary products and miscellaneous receipts.....		212323-SM						
Other nonmetallic mineral mining & quarrying.....	21239		12/84	297.982	289.870	289.386	284.667	267.290
Other nonmetallic mineral mining and quarrying.....	212390		12/22	101.903	99.129	98.964	97.350	91.407
Primary products.....		212390-P	12/22	101.903	99.129	98.964	97.350	91.407
Rock salt.....		212390-5	12/84	420.820	421.501	421.501	421.501	—
All other nonmetallic minerals, including gypsum.....		212390-9	06/85	411.163	370.576	377.612	371.848	379.050
Secondary and miscellaneous.....		212390-SM						
Mining support activities.....	213		06/09	124.792	124.058	123.938	124.029	123.912
Mining support activities.....	2131		06/09	124.792	124.058	123.938	124.029	123.912
Mining support activities.....	21311		06/09	124.792	124.058	123.938	124.029	123.912
Drilling oil and gas wells.....	213111		12/85	401.940	398.382	393.490	390.950	409.578
Primary services.....		213111-P	12/85	399.210	395.676	390.818	388.294	406.795
Oil and gas well directional drilling control.....		213111-03	12/03	144.922	144.922	144.143	143.654	143.326
Drilling oil and gas wells, including drilling in, spudding in or tailing in.....		213111-04	12/85	392.234	388.215	382.690	379.840	401.655
Reworking oil and gas wells.....		213111-05	12/92	390.852	389.628	389.628	389.628	389.628
Support activities for oil and gas operations.....	213112		12/85	215.475	214.357	214.933	215.613	211.950
Primary services.....		213112-P	12/85	217.791	216.885	217.530	218.194	214.274
Oil and gas field support services.....		213112-0	12/85	217.791	216.885	217.530	218.194	214.274
Secondary products and miscellaneous receipts.....		213112-SM						
Support activities for coal mining.....	213113		06/85	214.448	214.136	215.188	215.282	215.282
Primary services.....		213113-P	06/85	216.301	215.987	217.048	217.143	217.143
Coal mining services.....		213113-0	06/85	216.301	215.987	217.048	217.143	217.143
Support activities for metal and nonmetallic minerals mining.....	213118		05/23	—	100.000	100.000	100.000	100.000
Primary services.....		213118-P	05/23	—	100.000	100.000	100.000	100.000
Support activities for metal and nonmetallic minerals mining.....		213118-1	05/23	—	100.000	100.000	100.000	100.000
Metal mining services.....		213118-11	12/85	280.529	280.529	—	—	—
Utilities.....	221		12/03	174.256	170.368	180.001	189.432	218.438
Electric power generation, transmission, and distribution.....	2211		12/03	170.506	167.228	179.460	190.675	226.072
Electric power generation.....	22111		12/03	153.982	136.223	150.987	182.723	303.868
Electric power generation.....	221110		12/03	153.936	136.176	150.940	182.695	303.830
Primary products.....		221110-P	12/03	158.190	139.589	155.000	189.043	314.775
Utilities.....		221110-4	12/03	173.402	154.763	159.465	187.706	193.446
Non-utilities.....		221110-5	12/03	133.054	115.803	139.947	176.905	403.813
Secondary products and miscellaneous receipts.....		221110-SM						
Electric power transmission, control, and distribution.....	22112		12/03	175.421	178.170	189.218	191.817	191.340
Electric bulk power transmission and control.....	221121		12/03	207.753	210.271	209.890	209.941	209.819
Primary products.....		221121-P	12/03	208.225	210.748	210.366	210.417	210.295
Electric bulk power transmission and control.....		221121-3	12/03	208.225	210.748	210.366	210.417	210.295
Electric power distribution.....	221122		12/03	174.328	177.089	188.581	191.283	190.792
Primary products.....		221122-P	12/90	218.358	221.234	235.961	237.199	237.008
Residential electric power.....		221122-41	12/90	218.217	220.008	229.911	230.381	229.725
New England residential electric power.....		221122-411	12/90	235.249	235.239	235.239	209.383	209.383

See footnotes at end of table.

Table 11. Producer price indexes for net output of selected industries and their products, not seasonally adjusted — Continued
 [August 2023]

Title ¹	Industry code	Product code	Index base	Unadjusted index ²				
				Apr. 2023	May 2023 ^P	June 2023 ^P	July 2023 ^P	Aug. 2023 ^P
Electric power distribution - Continued								
Middle Atlantic residential electric power.....		221122-412	12/90	179.194	179.220	183.008	184.477	182.692
East North Central residential electric power.....		221122-413	12/90	213.570	213.169	226.323	226.394	226.279
West North Central residential electric power.....		221122-414	12/90	158.693	158.920	178.665	177.299	180.184
South Atlantic residential electric power.....		221122-415	12/90	203.467	204.288	217.786	216.810	216.919
East South Central residential electric power.....		221122-416	12/90	230.664	234.498	242.800	245.410	244.546
West South Central residential electric power.....		221122-417	12/90	225.222	232.611	238.569	248.357	243.780
Mountain residential electric power.....		221122-418	12/90	171.285	177.220	178.184	179.686	179.686
Pacific residential electric power.....		221122-419	12/90	321.592	321.530	336.216	341.095	341.095
Commercial electric power.....		221122-42	12/90	209.919	212.660	231.797	233.369	233.274
New England commercial electric power.....		221122-421	12/90	282.472	281.834	281.834	243.186	243.186
Middle Atlantic commercial electric power.....		221122-422	12/90	171.355	162.281	180.824	187.091	184.751
East North Central commercial electric power.....		221122-423	12/90	194.606	194.369	216.408	216.259	216.152
West North Central commercial electric power.....		221122-424	12/90	151.317	148.156	160.985	163.872	169.572
South Atlantic commercial electric power.....		221122-425	12/90	169.464	169.603	175.251	172.635	172.769
East South Central commercial electric power.....		221122-426	12/90	201.099	199.450	208.218	213.515	212.647
West South Central commercial electric power.....		221122-427	12/90	218.799	222.769	251.324	262.210	261.158
Mountain commercial electric power.....		221122-428	12/90	153.497	157.336	161.164	164.787	164.787
Pacific commercial electric power.....		221122-429	12/90	332.273	365.089	422.023	430.923	430.923
Industrial electric power.....		221122-43	12/90	235.729	242.189	260.228	263.000	263.974
New England industrial electric power.....		221122-431	12/90	166.182	165.417	166.982	178.891	173.440
Middle Atlantic industrial electric power.....		221122-432	12/90	183.977	183.909	182.351	181.009	180.957
East North Central industrial electric power.....		221122-433	12/90	318.858	318.280	388.973	388.920	392.586
West North Central industrial electric power.....		221122-434	12/90	168.762	176.170	192.982	197.141	199.218
South Atlantic industrial electric power.....		221122-435	12/90	162.591	163.239	167.698	164.555	164.721
East South Central industrial electric power.....		221122-436	12/90	199.670	193.092	203.315	208.532	209.859
West South Central industrial electric power.....		221122-437	12/90	276.806	279.840	291.746	291.026	288.683
Mountain industrial electric power.....		221122-438	12/90	187.736	204.460	186.041	198.803	204.681
Pacific industrial electric power.....		221122-439	12/90	288.414	319.123	358.348	361.853	361.853
Transportation electric power.....		221122-45	12/10	126.038	126.043	136.383	133.224	133.224
Secondary products and miscellaneous receipts.....		221122-SM						
Miscellaneous receipts.....		221122-M	12/90	189.172	189.202	189.199	189.202	189.202
Natural gas distribution.....	2212		12/03	167.184	161.501	160.339	162.018	163.842
Natural gas distribution.....	22121		12/03	167.184	161.501	160.339	162.018	163.842
Natural gas distribution.....	221210		12/03	167.131	161.449	160.288	161.966	163.790
Primary products.....		221210-P	12/90	274.830	265.062	263.067	265.950	269.084
Natural gas to ultimate consumers.....		221210-11	12/90	268.252	257.011	255.311	258.658	262.238
Residential natural gas.....		221210-112	12/90	274.414	267.406	266.932	268.088	270.357
New England residential natural gas.....		221210-1121	06/12	177.945	145.984	148.624	134.906	134.366
Middle Atlantic residential natural gas.....		221210-1122	06/12	149.508	148.728	147.064	146.513	148.580
East North Central residential natural gas.....		221210-1123	06/12	139.642	135.859	136.811	139.052	138.608
West North Central residential natural gas.....		221210-1124	06/12	145.617	143.021	137.136	137.737	134.935
South Atlantic residential natural gas.....		221210-1125	06/12	127.200	130.295	130.581	134.088	131.877
East South Central residential natural gas.....		221210-1126	06/12	108.186	108.728	107.639	107.258	106.573
West South Central residential natural gas.....		221210-1127	06/12	185.989	174.716	176.088	181.197	183.192
Mountain residential natural gas.....		221210-1128	06/12	215.741	207.576	207.230	202.647	204.473
Pacific residential natural gas.....		221210-1129	06/12	159.347	157.728	159.068	163.281	171.591
Commercial natural gas.....		221210-113	12/90	262.480	246.543	243.670	247.905	252.350
New England commercial natural gas.....		221210-1131	06/12	177.292	131.709	121.978	119.998	118.149
Middle Atlantic commercial natural gas.....		221210-1132	06/12	129.635	126.359	122.390	122.482	127.528
East North Central commercial natural gas.....		221210-1133	06/12	137.573	130.555	130.619	134.510	133.492
West North Central commercial natural gas.....		221210-1134	06/12	149.660	141.048	136.748	144.309	142.353
South Atlantic commercial natural gas.....		221210-1135	06/12	123.671	123.828	122.680	123.630	124.268
East South Central commercial natural gas.....		221210-1136	06/12	128.067	119.087	117.169	116.891	117.997
West South Central commercial natural gas.....		221210-1137	06/12	184.448	175.309	179.021	183.681	188.875
Mountain commercial natural gas.....		221210-1138	06/12	238.875	225.420	225.404	222.932	226.784
Pacific commercial natural gas.....		221210-1139	06/12	157.682	149.343	152.670	161.024	171.904
Industrial natural gas.....		221210-114	12/90	209.091	199.322	196.809	203.675	208.049
New England industrial natural gas.....		221210-1141	09/16	187.034	132.528	122.416	116.002	113.994
Middle Atlantic industrial natural gas.....		221210-1142	09/16	148.266	146.171	143.170	158.188	159.425
East North Central industrial natural gas.....		221210-1143	06/12	113.828	102.119	103.299	111.892	112.269
West North Central industrial natural gas.....		221210-1144	06/12	160.347	160.809	158.055	169.451	171.169
South Atlantic industrial natural gas.....		221210-1145	09/16	140.218	140.202	140.010	141.886	141.792
East South Central industrial natural gas.....		221210-1146	09/16	114.486	112.737	109.933	109.886	110.712
West South Central industrial natural gas.....		221210-1147	09/16	142.347	134.762	132.836	137.063	144.065
Mountain industrial natural gas.....		221210-1148	09/16	173.493	179.352	179.422	177.380	185.841
Pacific industrial natural gas.....		221210-1149	09/16	163.268	156.582	153.495	153.938	156.328
To electric power.....		221210-115	12/90	233.375	220.646	218.412	222.788	226.833

See footnotes at end of table.

Table 11. Producer price indexes for net output of selected industries and their products, not seasonally adjusted — Continued
[August 2023]

Title ¹	Industry code	Product code	Index base	Unadjusted index ²				
				Apr. 2023	May 2023 ^P	June 2023 ^P	July 2023 ^P	Aug. 2023 ^P
Natural gas distribution - Continued								
Delivered to ultimate consumers for the account of others (transportation only) . . .		221210-12	12/90	281.173	281.294	277.792	277.584	277.702
Industrial consumer.		221210-122	12/90	253.164	252.194	252.414	251.955	252.923
Other consumers.		221210-123	12/90	601.362	603.126	590.935	590.865	589.919
Secondary products and miscellaneous receipts.		221210-SM						
Miscellaneous receipts.		221210-M	12/90	188.994	189.309	189.093	189.412	189.672
Construction industries								
New industrial building construction.	236211		06/07	193.614	193.704	194.042	191.340	191.969
Primary products.		236211-P	06/07	193.614	193.704	194.042	191.340	191.969
New warehouse building construction.	236221		12/04	234.091	235.044	235.527	233.603	234.205
Primary products.		236221-P	12/04	234.091	235.044	235.527	233.603	234.205
New school building construction.	236222		12/05	226.686	226.642	226.581	224.207	224.290
Primary products.		236222-P	12/05	226.686	226.642	226.581	224.207	224.290
New office building construction.	236223		06/06	208.921	209.048	209.045	204.868	205.401
Primary products.		236223-P	06/06	208.921	209.048	209.045	204.868	205.401
New health care building construction.	236224		06/12	159.835	159.760	159.633	158.295	158.415
Primary products.		236224-P	06/12	159.835	159.760	159.633	158.295	158.415
Concrete contractors, nonresidential building work.	23811X		12/07	177.962	177.664	177.923	173.099	173.300
Primary products.		23811X-P	12/07	177.962	177.664	177.923	173.099	173.300
Roofing contractors, nonresidential building work.	23816X		12/07	206.307	206.447	206.648	206.519	206.227
Primary products.		23816X-P	12/07	206.307	206.447	206.648	206.519	206.227
Electrical contractors, nonresidential building work.	23821X		12/07	169.869	170.035	169.812	167.568	167.701
Primary products.		23821X-P	12/07	169.869	170.035	169.812	167.568	167.701
Plumbing, heating and air-conditioning contractors, nonresidential building work.	23822X		12/07	173.729	175.048	175.320	175.685	176.315
Primary products.		23822X-P	12/07	173.729	175.048	175.320	175.685	176.315
Manufacturing								
Total manufacturing industries.			12/84	248.583	246.270	245.843	245.375	251.216
Food mfg.	311		12/84	253.399	253.764	253.560	253.634	254.511
Animal food mfg.	3111		12/03	222.230	219.898	217.539	216.447	214.852
Animal food mfg.	31111		12/03	223.509	221.164	218.791	217.693	216.088
Dog and cat food manufacturing.	311111		12/85	296.427	296.572	296.572	296.643	296.778
Primary products.		311111-P	12/85	304.039	304.188	304.188	304.261	304.401
Dog food.		311111-1	12/85	316.682	316.906	316.906	317.016	317.016
Canned dog food.		311111-11	12/98	250.149	250.149	250.149	250.149	250.149
Dry and semi moist dog food.		311111-14	12/11	144.045	144.172	144.172	144.233	144.233
Cat food.		311111-4	12/85	285.817	285.817	285.817	285.817	286.246
Canned cat food.		311111-44	12/11	166.326	166.326	166.326	166.326	166.326
Dry and semi moist cat food.		311111-45	12/98	238.362	238.362	238.362	238.362	238.810
Secondary products and miscellaneous receipts.		311111-SM						
Miscellaneous receipts.		311111-M1	12/10	140.857	140.857	140.857	140.857	140.857
Other animal food manufacturing.	311119		12/80	248.830	244.285	239.772	237.643	234.512
Primary products.		311119-P	12/80	243.156	238.501	233.895	231.730	228.502
Complete swine feed, supplements, concentrates, and premixes.		311119-B	12/11	124.571	123.933	124.037	124.047	123.375
Complete beef cattle feed, supplements, concentrates, and premixes.		311119-H	12/11	130.014	128.564	126.711	126.604	125.099
Poultry, exc. chicken and turkey, and livestock, exc. cattle and swine, feed.		311119-N	12/80	349.206	348.191	348.175	348.200	347.968
Pet (excluding dog and cat), laboratory, and fur animal feed.		311119-R	06/91	256.535	256.098	255.227	253.323	253.425
Chicken and turkey feed, supplements, concentrates, and premixes.		311119-1	12/80	207.921	202.700	197.272	195.741	190.798
Complete dairy cattle feed, supplements, concentrates, and premixes.		311119-5	12/11	135.748	131.088	125.412	122.278	121.159
Other prepared animal feeds, including feeding materials and adjuncts.		311119-9	12/80	308.514	301.796	300.206	294.060	288.751
Secondary products and miscellaneous receipts.		311119-SM						
Miscellaneous receipts.		311119-M	12/80	277.181	277.701	277.592	275.619	278.330
Secondary products.		311119-S	12/80	378.657	378.794	378.505	378.714	378.831
Grain & oilseed milling.	3112		12/03	194.352	193.385	189.969	191.981	193.014
Flour milling & malt mfg.	31121		12/03	221.813	222.479	218.079	215.652	212.205
Flour milling.	311211		06/83	254.878	256.059	249.093	245.338	240.645
Primary products.		311211-P	06/83	259.369	260.595	253.308	249.458	244.592
Prepared flour mixes, including refrigerated and frozen doughs and batters, made in flour mills.		311211-A	06/83	263.717	265.090	264.449	262.488	261.988
Wheat flour (except flour mixes), made in flour mills.		311211-1	06/83	275.677	279.122	265.922	266.229	259.454
Wheat mill products, except flour.		311211-4	06/83	177.641	177.139	169.398	169.279	158.226
Corn mill products.		311211-7	06/83	230.385	229.082	229.801	215.500	221.866
Other grain mill products.		311211-9	06/83	323.872	322.693	323.592	312.354	299.104

See footnotes at end of table.

Table 11. Producer price indexes for net output of selected industries and their products, not seasonally adjusted — Continued
[August 2023]

Title ¹	Industry code	Product code	Index base	Unadjusted index ²				
				Apr. 2023	May 2023 ^P	June 2023 ^P	July 2023 ^P	Aug. 2023 ^P
Flour milling - Continued								
Secondary products and miscellaneous receipts.....		311211-SM						
Miscellaneous receipts.....		311211-M	06/92	162.755	164.813	158.190	146.906	138.288
Rice milling.....	311212		06/84	255.325	253.224	252.832	252.114	249.232
Primary products.....		311212-P	06/84	254.487	252.393	252.002	251.287	248.414
Milled rice and byproducts.....		311212-0	12/03	245.069	243.052	242.676	241.987	239.220
Milled rice (incl second heads, screenings, brewers, bran, sharps, rice flour, and byproducts).....		311212-04	06/03	275.665	274.021	274.296	273.720	268.499
Head rice not packaged with other ingredients.....		311212-06	12/11	144.245	142.400	141.733	141.111	140.225
Malt manufacturing.....	311213		06/85	198.983	204.531	203.171	203.171	203.171
Primary products.....		311213-P	06/85	196.023	201.602	200.262	200.262	200.262
Malt and malt byproducts.....		311213-0	06/85	196.023	201.602	200.262	200.262	200.262
Secondary products and miscellaneous receipts.....		311213-SM1						
Starch & vegetable fats & oils mfg.....	31122		12/03	193.612	190.093	185.703	189.104	192.012
Wet corn milling and starch manufacturing.....	311221		06/85	283.860	280.464	272.328	269.393	270.362
Primary products.....		311221-P	06/85	313.895	309.795	300.485	297.155	297.969
Wet process corn byproducts.....		311221-A	06/85	352.442	331.819	324.831	312.901	302.777
Corn sweeteners, made by wet milling.....		311221-1	06/85	278.187	287.692	290.829	292.383	294.932
Manufactured starch, made by wet milling.....		311221-4	06/85	385.797	385.660	384.952	374.338	377.054
Secondary products and miscellaneous receipts.....		311221-SM						
Soybean and other oilseed processing.....	311224		12/11	108.493	105.934	103.070	106.091	108.644
Primary products.....		311224-P	12/11	95.598	93.553	90.570	93.390	95.274
Cottonseed cake, meal, hulls, and other byproducts.....		311224-B	06/85	635.602	605.150	583.718	585.587	572.741
Cottonseed cake and meal.....		311224-B1	12/11	134.777	129.002	127.128	127.609	124.287
Soybean oil.....		311224-3	12/79	214.337	205.857	206.008	223.198	227.776
Crude soybean oil, degummed, made from soybeans crushed in the same establishment.....		311224-31	05/88	182.876	180.572	174.476	180.647	180.930
Soybean oil, all other types.....		311224-32	12/03	265.012	249.448	256.048	286.053	295.449
Soybean cake, meal, and other byproducts.....		311224-4	12/79	138.965	137.295	133.673	137.539	138.168
Soybean cake and meal.....		311224-41	12/09	95.959	94.784	92.892	93.585	95.003
Other soybean products, including isolates and concentrates.....		311224-42	12/09	199.606	197.580	182.036	221.155	205.352
Cotton linters.....		311224-7	06/85	217.711	206.823	204.642	190.095	164.506
Other crude and refined vegetable oils and other vegetable mill products.....		311224-9	12/11	200.391	198.479	194.756	193.874	193.874
Other crude vegetable oils, including linseed, peanut, sunflower, safflower, etc.....		311224-91	01/99	383.988	382.299	378.945	378.308	378.308
Other vegetable oil mill products, including all oil seed cake and meal.....		311224-93	12/85	319.613	315.379	306.602	304.304	304.304
Secondary products and miscellaneous receipts.....		311224-SM						
Miscellaneous products.....		311224-M	12/11	109.659	103.832	86.590	81.033	83.782
Fats and oils refining and blending.....	311225		12/81	374.871	371.583	369.835	378.916	380.247
Primary products.....		311225-P	12/81	392.825	384.972	382.708	394.563	396.233
Shortening and cooking oils.....		311225-2	12/81	364.885	355.164	352.363	367.026	369.092
Margarine, butter blends, and butter substitutes.....		311225-4	02/04	173.954	173.965	-	-	-
Secondary products and miscellaneous receipts.....		311225-SM						
Secondary products.....		311225-S	02/04	178.069	184.131	-	-	-
Breakfast cereal manufacturing.....	31123		12/03	161.023	167.977	169.664	172.777	172.777
Breakfast cereal manufacturing.....	311230		12/83	267.837	279.403	282.209	287.388	287.388
Primary products.....		311230-P	12/83	277.780	290.814	293.976	299.813	299.813
Breakfast cereal.....		311230-1	12/83	276.354	289.321	292.467	298.273	298.273
Secondary products and miscellaneous receipts.....		311230-SM						
Sugar & confectionery product mfg.....	3113		12/84	253.010	253.492	256.750	257.096	258.862
Sugar mfg.....	31131		12/03	189.335	189.742	194.151	194.298	196.522
Beet sugar manufacturing.....	311313		06/82	193.683	198.366	199.746	199.891	204.964
Primary products.....		311313-P	06/82	198.233	203.054	204.475	204.625	209.848
Beet sugar.....		311313-0	06/82	201.554	206.456	207.900	208.052	213.363
Secondary products and miscellaneous receipts.....		311313-SM1						
Cane sugar manufacturing.....	311314		12/11	117.118	115.893	119.703	119.797	120.205
Primary products.....		311314-P	12/11	117.254	115.985	119.815	119.913	120.373
Raw cane sugar and sugarcane mill products and byproducts.....		311314-1	06/82	224.287	218.737	233.707	229.121	230.557
Refined granulated cane sugar and byproducts.....		311314-3	06/82	247.727	247.367	249.776	253.531	254.091
Secondary products and miscellaneous receipts.....		311314-SM						
Nonchocolate confectionery mfg.....	31134		12/03	181.362	181.405	182.105	182.089	182.102
Nonchocolate confectionery manufacturing.....	311340		12/03	181.307	181.350	182.050	182.034	182.047
Primary products.....		311340-P	12/03	182.885	182.927	183.621	183.621	183.621
Nonchocolate-type confectioneries.....		311340-5	06/83	279.737	279.826	281.292	281.292	281.292
Other confectionery-type products.....		311340-7	06/91	235.915	235.915	235.915	235.915	235.915

See footnotes at end of table.

Table 11. Producer price indexes for net output of selected industries and their products, not seasonally adjusted — Continued
[August 2023]

Title ¹	Industry code	Product code	Index base	Unadjusted index ²				
				Apr. 2023	May 2023 ^P	June 2023 ^P	July 2023 ^P	Aug. 2023 ^P
Nonchocolate confectionery manufacturing - Continued								
Secondary products and miscellaneous receipts.....		311340-SM						
Secondary products.....		311340-S	12/03	186.983	187.071	188.184	187.794	188.108
Chocolate and confectionery manufacturing.....	31135		12/11	126.379	126.731	128.166	128.514	129.536
Chocolate and confectionery mfg. from cacao.....	311351		12/11	147.983	148.822	149.690	151.984	155.170
Primary products.....		311351-P	12/11	146.612	147.448	148.313	150.629	153.828
Chocolate coatings, made from cacao beans.....		311351-1	12/11	162.395	162.721	164.133	167.003	171.679
Chocolate/chocolate-type confectionery products, made from cacao beans.....		311351-4	12/11	130.249	130.249	130.249	130.249	130.249
Other chocolate and cocoa products, made from cacao beans.....		311351-7	12/11	147.867	149.313	150.627	154.298	159.247
Secondary products and miscellaneous receipts.....		311351-SM1						
Confectionery mfg. from purchased chocolate.....	311352		12/11	117.449	117.616	119.258	118.869	119.067
Primary products.....		311352-P	12/11	117.561	117.703	119.545	119.105	119.263
Chocolate/confectionery products, made from purchased chocolate.....		311352-3	12/11	116.299	116.439	118.262	117.826	117.983
Secondary products and miscellaneous receipts.....		311352-SM						
Miscellaneous receipts.....		311352-M	12/11	137.921	137.921	137.921	137.921	137.921
Fruit & vegetable preserving & specialty food mfg.....	3114		12/84	246.158	248.817	250.402	250.182	252.590
Frozen food manufacturing.....	31141		12/03	175.962	177.202	179.510	179.480	180.163
Frozen fruit and vegetable manufacturing.....	311411		06/81	341.734	341.062	352.197	352.128	355.319
Primary products.....		311411-P	06/81	301.243	300.524	310.819	310.832	313.519
Frozen fruits, juices, ades, drinks, and cocktails.....		311411-1	06/81	249.105	242.963	240.362	238.363	241.241
Frozen fruits.....		311411-11	12/90	274.299	262.684	256.539	252.107	258.907
Frozen vegetables.....		311411-4	06/81	330.735	332.041	347.539	348.313	351.015
Frozen vegetables, other than potato products.....		311411-47	12/11	141.780	142.110	142.009	141.866	143.224
Frozen potato products (French-fried, patties, puffs, etc.).....		311411-48	12/11	156.671	157.467	170.007	170.739	171.865
Secondary products and miscellaneous receipts.....		311411-SM						
Miscellaneous receipts.....		311411-M	06/97	677.651	636.480	636.665	661.368	708.714
Frozen specialty food manufacturing.....	311412		12/82	200.519	203.189	203.114	203.085	203.101
Primary products.....		311412-P	12/82	204.369	207.146	207.072	207.042	207.070
Frozen dinners (beef, pork, and poultry pies) and nationality foods, incl. frozen pizza.....		311412-1	12/82	184.804	187.032	186.948	186.961	186.992
Other frozen specialties, incl. all whipped topping, waffles, soups, etc., excluding seafood.....		311412-4	06/91	229.245	233.859	233.859	233.616	233.616
Secondary products and miscellaneous receipts.....		311412-SM						
Secondary products.....		311412-S	12/82	199.639	191.784	191.393	191.436	189.141
Fruit & vegetable canning, pickling & drying.....	31142		12/03	191.620	194.237	194.499	194.221	196.958
Fruit and vegetable canning.....	311421		06/81	280.958	285.635	286.195	285.335	291.550
Primary products.....		311421-P	06/81	281.255	285.873	285.399	285.365	286.314
Canned catsup and other tomato based sauces.....		311421-D	06/81	237.561	247.139	246.947	247.547	247.547
Canned jams, jellies, and preserves.....		311421-G	06/81	262.057	262.152	262.615	262.750	262.882
Canned and fresh fruit juices, nectars, and concentrates.....		311421-K	12/11	139.488	140.462	140.528	140.724	142.394
Pickles and other pickled products, including horseradish.....		311421-Q	06/81	332.548	332.548	329.400	329.400	331.234
Canned fruits, excluding baby foods.....		311421-1	06/81	321.155	327.186	327.928	329.227	328.932
Canned vegetables.....		311421-5	06/81	297.145	301.110	299.305	297.155	297.695
Secondary products and miscellaneous receipts.....		311421-SM						
Miscellaneous receipts.....		311421-M	06/81	164.294	166.675	183.402	172.597	265.485
Secondary products.....		311421-S	06/81	325.517	332.957	334.042	328.612	329.696
Specialty canning.....	311422		12/82	327.090	327.402	327.402	327.545	327.553
Primary products.....		311422-P	12/82	347.009	347.394	347.394	347.570	347.580
Canned baby foods and other canned specialty/nationality foods.....		311422-5	06/08	148.685	148.716	148.716	149.020	149.020
Canned soups and stews, excluding frozen and seafood.....		311422-6	12/82	458.860	459.609	459.609	459.609	459.609
Canned dry beans.....		311422-7	12/82	222.235	222.235	222.235	222.235	222.295
Secondary products and miscellaneous receipts.....		311422-SM						
Dried and dehydrated food manufacturing.....	311423		12/82	294.723	300.707	300.868	301.543	302.318
Primary products.....		311423-P	12/82	309.200	316.211	316.399	316.911	317.818
Soup mixes (including dried/dehydrated/freeze-dried) and bouillon.....		311423-1	12/82	215.653	226.959	226.959	225.495	225.495
Dried and dehydrated fruits and vegetables, including freeze-dried.....		311423-5	12/82	300.714	304.765	305.020	305.946	310.743
Secondary products and miscellaneous receipts.....		311423-SM						
Dairy product mfg.....	3115		12/84	236.965	234.923	230.595	227.405	231.443
Dairy product (except frozen) mfg.....	31151		12/03	168.997	167.434	164.064	161.575	164.656
Fluid milk manufacturing.....	311511		12/82	292.610	296.759	292.753	291.118	289.638
Primary products.....		311511-P	12/82	268.888	272.917	268.655	267.161	265.565
Yogurt, except frozen.....		311511-A	12/82	176.940	183.618	183.603	183.732	183.693
Perishable dairy product substitutes.....		311511-D	12/91	169.178	169.178	169.178	169.178	169.178
Fluid milk and cream, bulk sales.....		311511-1	12/91	222.295	224.141	222.834	222.641	223.302

See footnotes at end of table.

Table 11. Producer price indexes for net output of selected industries and their products, not seasonally adjusted — Continued
 [August 2023]

Title ¹	Industry code	Product code	Index base	Unadjusted index ²				
				Apr. 2023	May 2023 ^P	June 2023 ^P	July 2023 ^P	Aug. 2023 ^P
Fluid milk manufacturing - Continued								
Fluid milk and related products, packaged (incl. cartons, bottles, cans, etc.) excl. U.H.T.....		311511-5	12/82	283.959	287.783	279.809	277.120	273.872
Whole fluid milk, packaged, excluding U.H.T. and flavored.....		311511-51	12/82	263.459	267.667	258.695	255.895	252.000
Fluid milk, lowfat, incl. 2.0, 1.0, and 0.5 percent packaged, excl. U.H.T. and flavored.....		311511-52	12/82	293.968	300.834	289.956	285.343	280.753
Fat free or skim milk, packaged, excluding U.H.T. and flavored.....		311511-53	12/82	309.324	310.601	297.803	291.977	287.028
Other fluid milk related products, incl. heavy & light cream, unflavored sour cream, etc.....		311511-59	06/98	240.207	240.137	239.785	240.856	241.149
Cottage cheese (including bakers', pot, and farmers' cheese).....		311511-7	12/82	309.366	307.700	309.869	309.018	310.176
Other packaged milk products incl. flavored milks, eggnog, buttermilk etc.....		311511-9	12/91	277.773	280.580	277.476	275.550	273.870
Secondary products and miscellaneous receipts.....		311511-SM						
Miscellaneous receipts.....		311511-M	12/82	447.607	436.909	437.354	440.703	440.767
Secondary products.....		311511-S	12/82	278.915	282.093	283.019	280.994	281.531
Creamery butter manufacturing.....	311512		06/84	167.763	172.083	169.438	174.547	190.344
Primary products.....		311512-P	06/84	165.168	169.421	166.817	171.847	187.399
Creamery butter.....		311512-0	06/84	165.168	169.421	166.817	171.847	187.399
Cheese manufacturing.....	311513		06/81	209.282	201.571	196.622	190.650	199.576
Primary products.....		311513-P	06/81	191.858	185.588	181.188	175.963	187.368
Raw liquid whey.....		311513-A	12/04	205.866	203.235	195.008	187.415	186.156
Natural cheese (cheddar, Swiss, Italian, brick, cream, grated, dried etc.) excl. cottage cheese.....		311513-1	06/81	181.350	174.780	170.094	165.988	176.245
Natural cheese, except lowfat, shipped in consumer packages or containers (3 lbs. or less).....		311513-1111	12/04	141.559	141.187	140.732	140.673	139.600
Natural cheese, except lowfat, shipped in packages or containers (more than 3 lbs.) or bulk.....		311513-1121	12/04	122.005	114.439	109.087	103.785	117.142
Lowfat natural cheese, except cottage cheese, shipped in consumer packages (3 lbs. or less).....		311513-1131	06/10	113.518	113.172	113.083	113.293	113.526
Lowfat natural cheese, except cottage cheese, shipped in packages (more than 3 lbs.) or in bulk.....		311513-1141	06/10	135.536	122.870	114.241	107.129	128.053
Process cheese and related products.....		311513-4	06/81	191.315	187.816	186.014	176.221	191.624
Process cheese, shipped in consumer packages or containers (3 lbs. or less)...		311513-41	06/10	128.812	125.688	125.341	120.211	130.011
All other process cheese and related products.....		311513-49	06/10	140.056	138.201	136.086	127.571	139.371
Process cheese, shipped in packages or containers (more than 3 lbs.) or in bulk.....		311513-4921	06/10	131.447	138.147	133.157	127.252	126.143
Cheese food, spread, and other related products.....		311513-4961	12/11	117.353	109.159	109.752	100.974	120.445
Secondary products and miscellaneous receipts.....		311513-SM						
Miscellaneous receipts.....		311513-M	06/81	261.591	261.175	260.635	261.236	260.530
Secondary products.....		311513-S	06/81	248.294	230.832	223.259	213.260	192.055
Dry, condensed, and evaporated dairy products.....	311514		12/83	203.103	200.597	194.957	190.905	187.285
Primary products.....		311514-P	12/83	223.367	220.103	213.551	207.865	203.037
Ice cream mixes and related products.....		311514-A	04/00	151.748	151.047	149.996	150.710	150.555
Dairy product substitutes.....		311514-D	06/92	185.714	185.703	196.414	196.420	196.405
Dry milk products and mixtures.....		311514-1	12/83	184.636	180.123	169.550	161.529	153.957
Milk products, shipped in consumer-type cans, excluding substitutes.....		311514-5	12/83	327.052	326.851	326.386	326.911	328.218
Concentrated milk products shipped in bulk (barrels, drums, and tanks).....		311514-7	12/83	150.012	149.981	139.224	137.079	141.978
Secondary products and miscellaneous receipts.....		311514-SM						
Secondary products.....		311514-S	12/83	121.740	—	122.027	—	129.984
Ice cream and frozen dessert mfg.....	31152		12/03	172.360	172.310	172.419	172.615	172.701
Ice cream and frozen dessert manufacturing.....	311520		06/83	276.946	276.865	277.040	277.355	277.493
Primary products.....		311520-P	06/83	280.387	280.252	280.431	280.783	280.925
Ice cream and frozen dessert manufacturing.....		311520-0	06/83	280.387	280.252	280.431	280.783	280.925
Ice cream, incl. custards (excl. lowfat and nonfat) shipped in bulk (containers 3 gal or more).....		311520-01	06/83	281.933	281.642	282.030	281.690	280.973
Ice cream, incl. custards (excl. lowfat and nonfat) shipped in sizes less than 3 gallons.....		311520-02	06/83	278.960	278.810	278.578	278.898	279.376
Ice cream, including custards (excluding lowfat and nonfat), novelty forms.....		311520-03	06/92	212.832	212.930	213.573	213.558	213.605
Ice cream, including custards, lowfat and nonfat.....		311520-04	12/98	160.806	160.844	160.811	160.723	160.660
Frozen desserts containing fats other than butterfat (incl. soy, rice, almond, oats, etc.).....		311520-06	12/22	104.180	104.440	105.250	105.276	105.449
Other frozen desserts (yogurt, sherbet, water ices, mellorine, frozen pudding, gelato, etc.).....		311520-09	12/98	211.464	210.683	210.867	212.662	211.974
Secondary products and miscellaneous receipts.....		311520-SM						
Miscellaneous receipts.....		311520-M	06/83	318.644	317.944	318.220	318.547	318.556
Secondary products.....		311520-S	06/83	192.225	193.266	193.333	192.919	192.969
Animal slaughtering & processing.....	31161		12/84	217.031	220.909	224.821	225.619	224.355
Animal, except poultry, slaughtering.....	311611		12/80	229.815	243.569	253.579	257.146	252.168
Primary products.....		311611-P	12/80	225.842	239.459	249.321	252.958	247.951
Pork, fresh/frozen, unprocessed, all cuts, except sausage, made in slaughtering plants.....		311611-A	12/80	119.861	119.295	126.448	143.203	137.104

See footnotes at end of table.

Table 11. Producer price indexes for net output of selected industries and their products, not seasonally adjusted — Continued
 [August 2023]

Title ¹	Industry code	Product code	Index base	Unadjusted index ²				
				Apr. 2023	May 2023 ^p	June 2023 ^p	July 2023 ^p	Aug. 2023 ^p
Animal, except poultry, slaughtering - Continued								
Pork, processed or cured, not canned or made into sausage, made in slaughtering plants.....		311611-G	12/80	251.263	253.534	265.285	251.714	283.807
Fresh and processed sausage, deli, and cooked meats, made in slaughtering plants.....		311611-J	12/80	313.112	295.800	306.028	314.761	324.064
Hides, skins, and pelts, made in slaughtering plants.....		311611-Q	12/80	94.451	95.182	91.433	89.751	93.180
Miscellaneous byproducts of slaughtering plants.....		311611-R	12/80	547.043	534.011	536.438	608.802	624.416
Beef, fresh or frozen, not canned or made into sausage, made in slaughtering plants.....		311611-1	12/80	264.789	292.839	305.909	296.512	286.179
Beef, fresh/frozen whole/half carcass, not canned or made into sausage, misp..		311611-10	12/80	280.338	269.485	307.754	280.967	294.940
Beef, fresh/frozen variety meats, not canned or made into sausage, made in slaughtering plants.....		311611-16	12/80	276.631	301.799	302.126	297.335	300.172
Beef, fresh/frozen, primal and subprimal cuts, made in slaughtering plants.....		311611-17	12/95	235.534	264.118	274.552	267.276	255.154
Lamb/mutton, fresh or frozen, not canned or made into sausage, made in slaughtering plants.....		311611-7	12/95	314.562	317.426	315.142	314.428	314.831
Secondary products and miscellaneous receipts.....		311611-SM						
Miscellaneous receipts.....		311611-M	06/01	423.135	412.876	411.736	423.135	-
Secondary products.....		311611-S	12/80	160.928	163.272	168.908	160.008	165.910
Meat processed from carcasses.....	311612		12/82	229.906	230.662	231.594	237.570	239.013
Primary products.....		311612-P	12/82	223.356	224.286	225.244	231.358	232.819
Other processed, frozen, or cooked meats, made from purchased carcasses.....		311612-A	12/82	220.473	227.169	229.417	239.825	235.851
Boxed meat (beef, pork, lamb, etc.), made from purchased carcasses.....		311612-A1	06/08	135.173	136.023	134.522	142.944	143.775
Frozen ground meat patties and other processed, frozen, or cooked meats, mfpc.....		311612-A5	09/16	129.932	134.913	137.154	142.638	139.258
Pork, processed or cured, not canned or made into sausage, mfpc.....		311612-1	12/82	177.916	175.946	175.446	175.894	187.590
Pork, sweet-pickled, dry-cured, or dry salt, not canned or made into sausage, mfpc.....		311612-11	09/16	126.777	126.893	127.266	128.316	127.992
Smoked hams and picnics, excluding canned, made from purchased carcasses.....		311612-12	06/08	163.004	161.693	162.333	162.690	164.278
Smoked slab bacon, made from purchased carcasses.....		311612-13	09/16	127.758	131.470	129.733	128.348	142.245
Smoked sliced bacon, made from purchased carcasses.....		311612-14	06/08	165.394	160.049	159.126	159.861	183.667
Other smoked pork, not canned or made into sausage, made from purchased carcasses.....		311612-15	06/08	156.629	160.839	158.481	158.781	157.630
Boiled ham, barbecue pork, and other cooked pork, except canned meats and sausage, mfpc.....		311612-16	06/08	131.678	131.940	131.962	131.895	131.951
Sausage and similar products, excluding canned, made from purchased carcasses.....		311612-4	12/82	251.871	246.319	245.532	250.068	249.576
Fresh sausage (pork sausage, breakfast links, etc.), excluding canned, mfpc....		311612-41	12/82	305.406	287.018	288.082	302.160	301.827
Dry or semidry sausage (salami, cervelat, pepperoni, summer sausage, pork roll, etc), mfpc.....		311612-42	12/82	236.307	233.738	231.299	230.109	229.358
Frankfurters, including wieners, excluding canned, made from purchased carcasses.....		311612-43	12/82	270.953	275.277	275.139	276.554	275.593
Other sausage (smoked or cooked) & jellied goods & similar preparations, excluding canned, mfpc.....		311612-44	12/82	217.528	215.909	214.990	219.381	219.377
Secondary products and miscellaneous receipts.....		311612-SM						
Secondary products.....		311612-S	12/82	246.040	239.571	238.764	234.503	234.038
Rendering and meat byproduct processing.....	311613		12/82	371.932	363.895	357.232	352.782	364.787
Primary products.....		311613-P	12/82	359.010	351.032	344.605	340.312	350.994
Lard, inedible tallow, and other greases, excluding wool grease.....		311613-2	12/82	429.775	413.063	415.658	413.099	432.507
Animal and marine feed and fertilizer byproducts.....		311613-5	12/82	293.011	289.219	280.067	275.583	281.787
Meat and bone meal.....		311613-51	12/82	233.406	227.526	220.233	216.310	221.372
Animal and marine feed and fertilizer byproducts, except meat and bone meal..		311613-52	12/82	373.943	373.359	361.682	356.484	364.223
Secondary products and miscellaneous receipts.....		311613-SM						
Poultry processing.....	311615		12/81	190.544	185.766	185.334	179.288	179.690
Primary products.....		311615-P	12/81	194.699	189.836	189.340	183.132	183.502
Processed poultry and small game (except soups), containing 20 percent or more poultry or meat.....		311615-D	12/81	148.257	143.038	147.553	138.221	144.768
Young chickens, including bulk, chilled, frozen, whole, and in parts.....		311615-1	12/81	211.835	210.956	210.628	206.273	203.811
Turkeys (including frozen, whole, and parts).....		311615-7	12/81	252.119	229.720	212.676	206.152	199.524
Other poultry and small game (including frozen), whole, and parts.....		311615-9	12/90	312.348	309.524	310.053	306.760	306.800
Secondary products and miscellaneous receipts.....		311615-SM						
Secondary products.....		311615-S	12/81	34.849	33.374	34.952	34.757	36.092
Seafood product preparation & packaging.....	3117		12/03	191.249	189.213	188.095	189.401	186.712
Seafood product preparation and packaging.....	31171		12/03	191.249	189.213	188.095	189.401	186.712
Seafood product preparation and packaging.....	311710		12/11	133.880	132.455	131.673	132.587	130.705
Primary products.....		311710-P	12/11	133.586	132.137	131.348	132.283	130.368
Prepared frozen shellfish.....		311710-3	12/96	182.483	172.368	169.207	164.441	158.909
Prepared fresh fish/seafood, inc. surimi/surimi-based products.....		311710-6	12/82	417.183	413.756	413.093	416.232	411.979
Prepared frozen fish.....		311710-7	12/82	326.392	326.736	316.756	317.055	310.415
Other prepared fresh and frozen seafood.....		311710-9	12/96	196.476	197.587	207.880	219.899	220.031
Secondary products and miscellaneous receipts.....		311710-SM						

See footnotes at end of table.

Table 11. Producer price indexes for net output of selected industries and their products, not seasonally adjusted — Continued
[August 2023]

Title ¹	Industry code	Product code	Index base	Unadjusted index ²				
				Apr. 2023	May 2023 ^P	June 2023 ^P	July 2023 ^P	Aug. 2023 ^P
Seafood product preparation and packaging - Continued								
Secondary products.....		311710-S	12/82	162.342	163.373	163.312	163.281	163.647
Bakeries & tortilla mfg.....	3118		12/03	185.711	186.206	186.771	186.742	187.115
Bread & bakery product mfg.....	31181		12/03	198.504	198.340	199.301	199.407	199.758
Retail bakeries.....	311811		12/03	226.221	226.905	226.905	226.905	226.512
Primary products.....		311811-P	12/99	248.808	249.623	249.623	249.623	249.109
Retail bakery products.....		311811-0	12/99	248.808	249.623	249.623	249.623	249.109
Secondary products and miscellaneous receipts.....		311811-SM						
Commercial bakeries.....	311812		06/80	444.692	443.759	446.363	446.679	447.744
Primary products.....		311812-P	06/80	438.981	437.808	440.608	440.935	442.066
Bread (white, wheat, rye, etc.), including frozen.....		311812-1	06/80	438.035	436.721	441.812	450.444	447.652
White pan bread.....		311812-15	12/11	140.223	140.612	141.311	144.639	142.381
White hearth bread (French, Italian, etc.).....		311812-16	12/11	142.786	143.002	143.002	143.556	143.401
Dark wheat breads (whole wheat, cracked wheat, multigrain, etc.).....		311812-17	12/11	134.669	136.796	138.958	143.657	143.656
Other variety breads (rye, unleavened, raisin, potato, self-rising, salt-free, canned, etc.).....		311812-18	12/11	128.970	124.790	128.288	129.404	129.822
Rolls, bread-type (including muffins, bagels, and croissants), including frozen.....		311812-5	06/80	419.535	412.780	413.534	406.829	411.256
Rolls, hamburger and wiener.....		311812-51	12/11	136.764	135.154	131.334	128.264	128.279
All other rolls, bread-type (incl. muffins, bagels, and croissants).....		311812-59	12/11	148.763	145.799	149.973	148.445	151.387
Soft cakes, excluding frozen.....		311812-7	06/80	469.085	478.441	484.094	482.210	485.481
Other sweet goods, excluding frozen.....		311812-9	06/80	453.134	460.762	460.762	460.547	460.547
Secondary products and miscellaneous receipts.....		311812-SM						
Miscellaneous receipts.....		311812-M	06/80	510.663	512.192	512.192	513.720	515.156
Secondary products.....		311812-S	06/80	415.089	416.800	416.925	416.981	417.078
Frozen cakes and other pastries manufacturing.....	311813		06/91	241.004	241.771	242.478	242.476	242.715
Primary products.....		311813-P	12/82	348.259	349.405	350.451	350.453	350.584
Frozen cakes, pies, and other pastries.....		311813-0	12/82	348.259	349.405	350.451	350.453	350.584
Secondary products and miscellaneous receipts.....		311813-SM						
Secondary products.....		311813-S	06/91	190.721	191.143	191.587	191.567	-
Cookie, cracker & pasta mfg.....	31182		12/03	165.561	167.162	167.219	166.822	166.911
Cookie and cracker manufacturing.....	311821		06/83	258.172	263.333	263.333	263.419	263.419
Primary products.....		311821-P	06/83	255.451	261.275	261.275	261.372	261.372
Crackers, biscuits, and related products.....		311821-2	06/83	251.767	251.767	251.767	252.004	252.004
Saltines and all other crackers, cracker meal and crumbs, and biscuits.....		311821-24	01/12	101.250	101.250	101.250	101.345	101.345
Cookies, wafers, and ice cream cones and cups (excluding frozen).....		311821-4	06/83	256.775	266.607	266.607	266.607	266.607
Secondary products and miscellaneous receipts.....		311821-SM						
Secondary products.....		311821-S	06/83	278.731	278.731	278.731	278.731	278.731
Dry pasta, dough, and flour mixes manufacturing from purchased flour.....	311824		06/85	257.307	257.800	257.957	256.812	257.055
Primary products.....		311824-P	12/11	136.279	136.398	136.501	135.813	136.049
Prepared flour mixes (incl refrigerated & frozen doughs & batters) made from purchased flour.....		311824-1	06/85	240.574	240.889	241.165	241.830	242.460
Flour mixes (refrigerated & frozen doughs & batters), ex cake mixes, made from purchased flour.....		311824-12	06/85	237.479	237.809	238.096	238.790	239.447
Dry macaroni, spaghetti and egg noodle products (excluding canned or frozen).....		311824-3	06/85	288.284	288.284	288.284	282.420	282.420
Secondary products and miscellaneous receipts.....		311824-SM						
Secondary products.....		311824-S	06/85	317.070	326.132	325.191	328.212	322.310
Tortilla mfg.....	31183		12/03	171.820	172.610	172.032	172.806	175.175
Tortilla manufacturing.....	311830		12/03	171.822	172.612	172.034	172.808	175.176
Primary products.....		311830-P	06/91	210.191	211.256	210.533	211.569	214.529
Tortillas, sold in bulk or packages, excluding frozen or canned.....		311830-0	06/91	210.191	211.256	210.533	211.569	214.529
Secondary products and miscellaneous receipts.....		311830-SM						
Miscellaneous receipts.....		311830-M	12/03	134.586	135.544	135.544	135.544	135.544
Secondary products.....		311830-S	12/03	185.909	184.697	184.211	183.503	185.509
Other food manufacturing.....	3119		12/03	181.679	178.948	176.230	176.945	178.999
Snack food mfg.....	31191		12/03	178.659	184.597	184.970	187.205	187.853
Roasted nuts and peanut butter manufacturing.....	311911		12/03	148.978	150.616	151.986	157.957	158.153
Primary products.....		311911-P	12/03	148.803	150.495	151.889	158.016	158.134
Nuts and seeds (salted, roasted, cooked, or blanched).....		311911-1	06/91	188.282	190.785	191.666	200.430	200.598
Nuts (salted, roasted, cooked, or blanched), sold in bulk.....		311911-11	06/91	155.786	157.886	158.689	166.623	166.623
Canned nuts (salted, roasted, cooked, or blanched).....		311911-12	06/91	147.735	151.173	151.173	151.173	151.173
All other packaged nuts, including all types of seeds (salted, roasted, cooked, or blanched).....		311911-13	06/91	253.033	254.550	254.550	255.877	259.469
Peanut butter.....		311911-4	12/85	234.461	233.608	244.382	244.222	244.222
Secondary products and miscellaneous receipts.....		311911-SM						
Secondary products.....		311911-S	06/91	153.982	154.154	155.369	158.196	162.929

See footnotes at end of table.

Table 11. Producer price indexes for net output of selected industries and their products, not seasonally adjusted — Continued
 [August 2023]

Title ¹	Industry code	Product code	Index base	Unadjusted index ²				
				Apr. 2023	May 2023 ^P	June 2023 ^P	July 2023 ^P	Aug. 2023 ^P
Other snack food manufacturing.....	311919		06/91	242.908	253.519	253.212	253.087	254.237
Primary products.....		311919-P	12/85	276.627	288.975	288.618	288.472	289.811
Potato chips and sticks, plain and flavored.....		311919-1	12/85	256.856	274.057	273.762	273.396	273.396
Corn chips and related products.....		311919-4	12/85	283.321	283.321	282.032	282.032	285.827
Other chips, sticks (hard pretzels, bacon rinds, popcorn (except candied), etc.)....		311919-7	12/03	191.577	205.329	205.836	205.836	205.909
Secondary products and miscellaneous receipts.....		311919-SM						
Coffee & tea mfg.....	31192		12/03	177.445	177.895	177.750	177.737	190.122
Coffee and tea manufacturing.....	311920		06/81	248.125	248.754	248.551	248.534	265.852
Primary products.....		311920-P	06/81	234.105	234.701	234.509	234.492	250.913
Roasted coffee.....		311920-1	06/81	246.372	246.941	246.737	246.647	265.906
Coffee, concentrated, including coffee substitutes.....		311920-5	06/81	206.380	206.380	206.380	206.380	212.457
Tea in consumer packages.....		311920-7	12/85	182.931	183.891	183.708	184.155	186.187
Secondary products and miscellaneous receipts.....		311920-SM						
Miscellaneous receipts.....		311920-M	12/00	220.466	220.466	220.466	220.466	220.466
Flavoring syrup & concentrate mfg.....	31193		12/03	163.555	162.243	162.469	162.345	162.371
Flavoring syrup and concentrate manufacturing.....	311930		12/85	242.672	240.723	241.080	240.904	240.940
Primary products.....		311930-P	12/85	253.110	251.010	251.890	251.890	251.890
Liquid beverage bases, excluding use by soft drink bottlers.....		311930-1	12/85	319.673	310.934	314.596	314.596	314.596
Soft drink flavoring syrup, sold in bulk.....		311930-6	05/15	138.710	138.710	138.710	138.710	138.710
Other flavoring agents (except chocolate syrups).....		311930-8	12/85	161.663	161.663	161.663	161.663	161.663
Secondary products and miscellaneous receipts.....		311930-SM						
Secondary products.....		311930-S	06/07	169.493	169.494	-	-	-
Seasoning & dressing mfg.....	31194		12/03	190.956	190.761	190.495	194.179	194.374
Mayonnaise, dressing, and sauce manufacturing.....	311941		12/03	180.737	180.287	179.647	186.285	186.621
Primary products.....		311941-P	06/81	326.505	324.718	323.452	336.951	336.951
Vinegar and cider.....		311941-1	12/85	185.305	185.305	185.305	185.305	185.305
Prepared sauces, excluding tomato-based sauces and sauces comprised of 20 percent or more meat.....		311941-4	06/81	259.807	259.807	258.400	279.091	279.091
Mayonnaise, salad dressings, and sandwich spreads.....		311941-7	06/81	342.735	338.761	337.818	340.285	340.285
Spoon-type salad dressing incl. mayonnaise, sandwich spreads, refrigerated dressings, semisolid.....		311941-75	06/07	183.617	180.097	179.261	182.601	182.601
Pourable-type salad dressing (reduced calorie, cheese, vinegar and oil, etc.)....		311941-76	06/07	164.143	164.143	164.143	162.564	162.564
Secondary products and miscellaneous receipts.....		311941-SM						
Miscellaneous receipts.....		311941-M	06/94	150.332	150.332	150.332	150.332	150.332
Secondary products.....		311941-S	06/81	272.890	280.031	279.895	278.355	283.790
Spice and extract manufacturing.....	311942		12/03	194.005	194.128	194.326	194.269	194.288
Primary products.....		311942-P	12/03	196.117	196.230	196.422	196.381	196.381
Table salt (evaporated), pepper (white and black), and other spices.....		311942-1	06/85	264.259	264.954	265.798	265.618	265.618
Pepper and other spices in commercial sizes (1 lb or more).....		311942-16	05/17	110.315	110.315	111.032	110.836	110.836
Flavoring extracts, emulsions, liquid flavors, and food colorings.....		311942-6	12/85	362.343	362.343	362.343	362.343	362.343
Dry mix food preparations.....		311942-7	06/91	166.328	166.233	166.233	166.233	166.233
Secondary products and miscellaneous receipts.....		311942-SM						
All other food mfg.....	31199		12/03	191.396	174.790	164.510	162.243	163.503
Perishable prepared food manufacturing.....	311991		12/03	145.554	151.471	150.216	146.129	147.149
Primary products.....		311991-P	12/85	208.595	217.319	215.459	209.400	210.890
Perishable prepared foods.....		311991-0	12/85	208.595	217.319	215.459	209.400	210.890
Secondary products and miscellaneous receipts.....		311991-SM						
Miscellaneous receipts.....		311991-M	12/03	229.738	233.400	233.443	233.400	233.452
All other miscellaneous food manufacturing.....	311999		12/03	233.088	189.502	168.726	168.903	170.355
Primary products.....		311999-P	12/03	234.958	187.398	165.353	165.483	166.860
All other miscellaneous manufactured foods.....		311999-0	12/03	234.958	187.398	165.353	165.483	166.860
Secondary products and miscellaneous receipts.....		311999-SM						
Beverage & tobacco mfg.....	312		12/03	195.804	199.061	199.210	198.511	200.144
Beverage mfg.....	3121		12/84	233.029	236.583	236.820	234.193	235.596
Soft drink & ice mfg.....	31211		12/03	181.495	187.080	188.379	184.329	186.457
Soft drink manufacturing.....	312111		06/81	301.925	312.446	315.305	307.621	309.538
Primary products.....		312111-P	06/81	310.725	321.743	324.934	316.662	318.712
Soft drinks, non-carbonated.....		312111-A	12/00	185.468	207.844	210.233	194.717	197.423
Soft drinks, non-carbonated, all other types.....		312111-A3	06/07	135.746	134.213	135.226	134.542	134.749
Soft drinks, non-carbonated, fruit drinks, cocktails, ades.....		312111-A4	12/11	136.833	163.062	165.224	147.985	150.943
Soft drinks, bottled, canned, glass, plastic, carbonated.....		312111-2	12/11	164.635	164.687	166.201	165.692	166.235
Secondary products and miscellaneous receipts.....		312111-SM						
Miscellaneous receipts.....		312111-M	06/81	211.927	225.932	220.559	219.499	221.758
Secondary products.....		312111-S	06/81	330.334	331.262	327.506	331.967	330.555

See footnotes at end of table.

Table 11. Producer price indexes for net output of selected industries and their products, not seasonally adjusted — Continued
 [August 2023]

Title ¹	Industry code	Product code	Index base	Unadjusted index ²				
				Apr. 2023	May 2023 ^P	June 2023 ^P	July 2023 ^P	Aug. 2023 ^P
Bottled water manufacturing.....	312112		12/03	113.542	114.404	113.634	112.924	118.273
Primary products.....		312112-P	12/03	112.110	112.949	112.184	111.479	116.792
Bottled water.....		312112-0	12/00	110.077	110.900	110.149	109.456	114.674
Secondary products and miscellaneous receipts.....		312112-SM						
Secondary products.....		312112-S2	09/18	140.579	144.445	144.562	144.523	—
Ice manufacturing.....	312113		12/85	307.271	310.264	310.601	313.081	313.081
Primary products.....		312113-P	12/85	295.546	298.475	298.804	301.231	301.231
Ice, manufactured (cubed, crushed, etc.), including can or block.....		312113-0	12/03	197.997	199.958	200.179	201.805	201.805
Secondary products and miscellaneous receipts.....		312113-SM						
Miscellaneous receipts.....		312113-M	08/98	167.617	167.617	167.617	167.617	167.617
Breweries.....	31212		12/03	153.888	153.826	153.712	153.697	153.710
Breweries.....	312120		06/82	230.852	230.758	230.588	230.564	230.584
Primary products.....		312120-P	06/82	228.333	228.226	228.032	228.005	228.027
Canned beer and ale case goods.....		312120-1	06/82	238.720	238.606	238.696	238.696	238.688
Bottled beer and ale case goods.....		312120-5	06/82	199.526	199.561	199.292	199.292	199.292
Beer and ale in barrels and kegs.....		312120-7	06/82	313.868	313.556	312.924	312.924	312.899
All other malt beverages and brewing products.....		312120-9	06/82	180.590	180.797	180.968	180.539	181.051
Secondary products and miscellaneous receipts.....		312120-SM						
Miscellaneous receipts.....		312120-M	12/02	166.799	166.799	166.799	166.799	166.799
Wineries.....	31213		12/03	145.374	145.836	145.980	145.762	146.103
Wineries.....	312130		12/83	202.042	202.684	202.882	202.586	203.059
Primary products.....		312130-P	12/83	207.324	208.005	208.215	207.774	208.275
Wines, brandy, and brandy spirits.....		312130-0	12/98	148.041	148.527	148.677	148.362	148.720
Wines, white, red, and rose grape, and other fruits, 14 percent or less alcohol.....		312130-08	12/11	115.728	116.119	116.202	115.901	116.217
Wines, white grape, 14 percent or less alcohol content.....		312130-0811	12/83	169.755	170.301	170.242	170.250	170.316
Wines, red grape, 14 percent or less alcohol content.....		312130-0821	12/83	219.656	220.482	220.890	219.689	220.852
Wines, rose grape and other fruits and berries, 14 percent or less alcohol.....		312130-0831	12/11	143.321	143.321	143.321	143.321	143.321
Wines, dessert, effervescent, and wine coolers.....		312130-09	12/11	123.903	124.137	124.137	124.137	124.137
All other wines, brandy, and brandy spirits.....		312130-0B	06/06	162.810	163.281	164.128	164.501	164.516
Secondary products and miscellaneous receipts.....		312130-SM						
Miscellaneous receipts.....		312130-M	12/91	168.479	168.479	168.479	171.614	171.614
Distilleries.....	31214		12/03	113.683	113.871	110.738	110.261	110.262
Distilleries.....	312140		06/83	187.097	187.410	182.248	181.462	181.463
Primary products.....		312140-P	06/83	182.001	182.320	177.267	176.504	176.504
Distilled liquor, excluding brandy.....		312140-2	07/98	88.118	88.118	83.136	82.373	82.373
Distilled whiskey, all other distilled liquor, excluding brandy.....		312140-22	12/11	133.129	133.129	125.602	124.450	124.450
Bottled liquor, excluding brandy.....		312140-5	06/83	200.091	200.771	200.615	200.615	200.615
Bottled whiskey.....		312140-5B	06/12	102.604	102.753	102.600	102.600	102.600
Bottled gin, vodka, rum, cordials, cocktails, and similar compounds.....		312140-5C	06/12	104.849	105.577	105.577	105.577	105.577
Secondary products and miscellaneous receipts.....		312140-SM						
Miscellaneous receipts.....		312140-M	08/83	196.495	196.495	196.495	196.495	196.495
Tobacco mfg.....	3122		12/84	1,048.090	1,068.105	1,068.426	1,079.082	1,092.165
Tobacco manufacturing.....	31223		12/82	1,147.487	1,169.400	1,169.751	1,181.418	1,195.742
Tobacco manufacturing.....	312230		12/11	191.208	194.860	194.918	196.862	199.249
Primary products.....		312230-P	12/11	196.279	200.036	200.096	202.097	204.553
Tobacco stemming and redrying.....		312230-0	06/84	118.986	118.985	118.929	118.929	118.634
Tobacco, unstemmed leaf, redried before packing.....		312230-01	12/03	122.053	122.050	121.946	121.946	122.104
Tobacco, stemmed.....		312230-04	06/84	107.397	107.397	107.397	107.397	106.627
Cigarettes, excluding electronic.....		312230-1	12/82	1,265.766	1,289.938	1,289.938	1,304.721	1,323.491
Other tobacco products.....		312230-9	12/03	230.466	235.742	236.310	236.830	236.830
Cigars.....		312230-91	12/82	641.982	643.406	651.490	657.949	657.949
Chewing and smoking tobacco.....		312230-94	12/82	949.872	977.480	977.480	977.835	977.835
Secondary products and miscellaneous receipts.....		312230-SM						
Textile mills.....	313		12/03	171.411	170.651	170.502	169.932	169.587
Fiber, yarn, and thread mills.....	3131		12/84	170.798	169.033	169.502	169.957	169.575
Fiber, yarn, and thread mills.....	31311		12/84	170.798	169.033	169.502	169.957	169.575
Fiber, yarn, and thread mills.....	313110		12/11	118.908	117.680	118.006	118.323	118.057
Primary products.....		313110-P	12/11	118.843	117.616	117.942	118.258	117.992
Spun yarns.....		313110-4	12/82	151.539	151.301	151.512	151.488	151.692
Cotton spun yarns.....		313110-42	05/22	80.793	80.616	80.972	80.972	80.972
Rayon, acetate, and lyocell spun yarns.....		313110-45	12/82	179.885	179.885	179.885	179.885	179.885
Noncellulosic fiber and other natural fiber (excluding cotton and wool) spun yarns.....		313110-47	12/96	145.121	143.778	143.207	143.046	144.423

See footnotes at end of table.

Table 11. Producer price indexes for net output of selected industries and their products, not seasonally adjusted — Continued
 [August 2023]

Title ¹	Industry code	Product code	Index base	Unadjusted index ²				
				Apr. 2023	May 2023 ^P	June 2023 ^P	July 2023 ^P	Aug. 2023 ^P
Fiber, yarn, and thread mills - Continued								
Other noncellulosic fiber & other natural fiber yarns, spun & finished in the same est.....		313110-475	12/11	132.280	128.522	126.398	126.398	126.398
Textured and twisted yarns.....		313110-6	12/82	209.940	205.792	206.686	207.875	206.618
Textured/cripped/bulked filament yarns, incl. stretch yarn, made from purchased filament yarn.....		313110-6H	12/82	228.340	224.096	225.386	226.718	225.264
Fabric mills.....	3132		12/03	163.722	163.389	163.037	162.506	161.986
Broadwoven fabric mills.....	31321		12/03	163.205	163.155	163.253	162.105	161.766
Broadwoven fabric mills.....	313210		12/03	163.155	163.105	163.203	162.055	161.716
Primary products.....		313210-P	12/03	161.691	161.640	161.741	160.555	160.205
Fabricated textile products, made in weaving mills.....		313210-W	12/06	141.999	141.461	142.317	142.327	137.281
Cotton broadwoven fabrics.....		313210-4	09/21	121.441	121.685	121.706	118.764	118.754
Manmade, silk, and other natural fiber (excluding cotton and wool) broadwoven fabrics.....		313210-8	09/21	110.562	110.436	110.486	110.364	110.303
Greige manmade, silk, and other natural fiber (exc cotton/wool) broadwoven fabrics.....		313210-81	06/11	120.369	120.137	120.149	120.054	119.878
Finished manmade, silk, & natural fiber (exc cotton/wool) broadwoven, finished in weaving mills.....		313210-83	06/81	186.063	186.222	186.472	186.118	186.445
Secondary products and miscellaneous receipts.....		313210-SM						
Narrow fabric mills and schiffli embroidery.....	31322		06/84	242.752	244.646	242.958	241.452	241.400
Narrow fabric mills and schiffli embroidery.....	313220		06/84	246.107	248.026	246.315	244.789	244.737
Primary products.....		313220-P	06/84	248.428	250.397	248.642	247.078	247.025
Woven narrow fabrics (12 inches or less in width).....		313220-2	06/84	236.630	238.535	235.631	233.479	233.406
Braided narrow fabrics (12 inches or less in width).....		313220-4	06/84	363.620	363.620	367.698	367.698	367.698
Secondary products and miscellaneous receipts.....		313220-SM						
Secondary products.....		313220-S	06/84	282.112	282.112	282.096	282.096	281.995
Nonwoven fabric mills.....	31323		12/03	153.396	152.744	152.191	152.041	151.315
Nonwoven fabric mills.....	313230		12/85	183.188	182.412	181.755	181.577	180.711
Primary products.....		313230-P	12/85	188.701	187.898	187.218	187.034	186.141
Nonwoven fabrics.....		313230-1	12/85	191.125	190.422	190.020	189.892	188.900
Pressed, punched, or needled felts, excluding hats.....		313230-5	12/85	173.897	171.088	165.086	163.816	164.662
Secondary products and miscellaneous receipts.....		313230-SM1						
Knit fabric mills.....	31324		12/03	166.340	165.994	166.123	165.720	165.649
Knit fabric mills.....	313240		12/11	139.891	139.601	139.709	139.370	139.310
Primary products.....		313240-P	12/11	136.562	136.272	136.380	136.042	135.982
Weft (circular) knit fabrics.....		313240-2	06/81	162.901	161.989	161.897	161.086	161.086
Weft (circular) knit fabrics, greige goods (excluding hosiery).....		313240-21	06/81	164.312	163.407	163.132	160.685	160.685
Weft (circular) knit fabrics, knit and finished in the same establishment (excl hosiery).....		313240-23	12/94	163.227	162.258	162.258	162.258	162.258
Other knit fabrics and laces.....		313240-4	06/81	179.722	179.958	180.338	180.338	180.182
Warp knit fabrics, greige goods (excluding hosiery).....		313240-41	06/81	231.716	230.375	231.730	231.730	231.730
Warp knit fabrics, knit and finished in same establishment.....		313240-43	12/03	148.016	148.955	148.892	148.892	148.651
Secondary products and miscellaneous receipts.....		313240-SM1						
Textile and fabric finishing mills.....	3133		12/03	193.930	193.148	192.869	191.301	191.330
Textile and fabric finishing mills.....	31331		12/03	196.489	195.483	194.338	192.421	191.907
Textile and fabric finishing mills.....	313310		12/11	155.107	154.315	153.413	151.902	151.498
Primary products.....		313310-P	12/11	156.575	155.746	154.802	153.222	152.799
Textile and fabric finishing, except broadwoven.....		313310-B	12/03	166.798	168.136	167.872	164.769	163.261
Finished broadwoven fabrics, finished in finishing mills.....		313310-4	12/03	214.444	212.331	210.712	209.174	209.060
Commission finishing of cotton broadwoven fabrics.....		313310-43	06/84	316.794	316.588	316.623	316.623	316.623
Other finished broadwoven fabrics (excl. cotton and wool), finished in finishing mills.....		313310-45	06/84	299.427	289.990	282.248	275.328	274.816
Other commission finishing of broadwoven fabrics (excl. cotton & wool).....		313310-47	06/84	305.463	305.457	305.851	305.851	305.851
Secondary products and miscellaneous receipts.....		313310-SM						
Fabric coating mills.....	31332		12/03	194.985	194.670	196.296	195.447	196.679
Fabric coating mills.....	313320		06/85	275.343	274.899	277.194	275.995	277.735
Primary products.....		313320-P	06/85	268.498	268.060	270.317	269.143	270.864
Vinyl coated fabrics, including expanded vinyl coated.....		313320-1	06/85	263.285	262.277	262.517	262.517	264.813
Rubber coated fabrics, garments, and footwear.....		313320-4	12/03	214.966	214.394	214.394	214.394	219.517
Coated or laminated fabrics and coated yarns, incl. impregnated fabrics.....		313320-5	06/06	160.099	160.008	162.027	160.944	161.478
Secondary products and miscellaneous receipts.....		313320-SM						
Secondary products.....		313320-S	06/85	214.752	214.925	214.687	213.772	211.010
Textile product mills.....	314		12/03	158.603	158.415	158.217	158.478	158.555
Textile furnishings mills.....	3141		12/03	153.552	153.350	152.810	152.740	152.740

See footnotes at end of table.

Table 11. Producer price indexes for net output of selected industries and their products, not seasonally adjusted — Continued
[August 2023]

Title ¹	Industry code	Product code	Index base	Unadjusted index ²				
				Apr. 2023	May 2023 ^P	June 2023 ^P	July 2023 ^P	Aug. 2023 ^P
Carpet and rug mills.....	31411		12/84	188.567	188.233	187.290	187.021	187.021
Carpet and rug mills.....	314110		06/90	172.574	172.268	171.406	171.160	171.160
Primary products.....		314110-P	06/90	173.908	173.598	172.747	172.506	172.506
Carpet and rugs.....		314110-0	06/90	173.908	173.598	172.747	172.506	172.506
Secondary products and miscellaneous receipts.....		314110-SM						
Curtain and linen mills.....	31412		12/03	157.809	157.809	157.928	158.296	158.296
Curtain and linen mills.....	314120		06/83	184.616	184.616	184.755	185.185	185.185
Primary products.....		314120-P	06/83	182.444	182.444	182.589	182.995	182.995
Curtains and draperies, made from purchased materials.....		314120-1	06/84	223.457	223.457	223.457	225.113	225.113
Other household textile products, made from purchased materials.....		314120-8	06/83	180.119	180.119	180.324	180.324	180.324
Bedspreads, made from purchased materials.....		314120-83	06/83	152.318	152.318	152.318	152.318	152.318
Other household furnishings, made from purchased materials.....		314120-89	06/83	165.703	165.703	165.928	165.928	165.928
Secondary products and miscellaneous receipts.....		314120-SM						
Miscellaneous receipts.....		314120-M	06/83	198.687	198.687	198.687	199.901	199.901
Secondary products.....		314120-S	06/83	250.787	250.787	250.787	250.787	250.790
Other textile product mills.....	3149		12/03	163.298	163.131	163.409	164.125	164.307
Textile bag and canvas mills.....	31491		12/03	167.390	167.390	167.412	169.963	169.988
Textile bag and canvas mills.....	314910		12/11	139.678	139.679	139.696	141.826	141.847
Primary products.....		314910-P	12/11	141.132	141.132	141.132	143.529	143.553
Textile bags.....		314910-1	12/85	214.875	214.875	214.875	214.875	—
Canvas and related products.....		314910-5	12/85	363.139	363.139	363.139	370.291	370.352
Secondary products and miscellaneous receipts.....		314910-SM						
Miscellaneous receipts.....		314910-M	12/11	115.661	115.661	115.661	115.661	115.661
Secondary products.....		314910-S	12/11	163.679	163.682	163.901	163.926	163.932
All other textile product mills.....	31499		12/03	160.173	159.926	160.326	160.147	160.404
Rope, twine, tire cord, and tire fabric mills.....	314994		12/11	116.794	115.674	115.790	115.040	115.798
Primary products.....		314994-P	12/11	114.603	113.476	113.585	112.833	113.594
Rope, cordage, and twine.....		314994-4	06/85	290.350	291.004	291.594	292.189	294.725
Tire cord and tire fabrics.....		314994-7	06/84	148.217	145.201	145.201	143.118	143.832
Secondary products and miscellaneous receipts.....		314994-SM						
Miscellaneous receipts.....		314994-M	12/11	149.714	149.951	150.432	150.432	150.326
All other miscellaneous textile product mills.....	314999		12/03	155.610	155.809	156.280	156.395	156.378
Primary products.....		314999-P	12/03	155.802	156.034	156.584	156.640	156.640
Embroideries (excluding Schiffl machine products) and embroidery contractors.....		314999-6	12/11	128.457	129.221	129.221	129.221	129.221
Trimmings and findings, excluding automobile and apparel.....		314999-7	12/03	213.368	213.368	213.368	213.368	213.368
All other miscellaneous fabricated textile products.....		314999-8	12/03	153.592	153.741	154.517	154.601	154.601
Secondary products and miscellaneous receipts.....		314999-SM						
Miscellaneous receipts.....		314999-M	12/03	174.744	174.744	174.744	175.672	175.672
Secondary products.....		314999-S	12/03	137.942	137.942	137.942	137.927	137.672
Apparel manufacturing.....	315		12/03	126.600	127.089	127.278	127.393	127.406
Apparel knitting mills.....	3151		12/84	138.974	139.007	139.007	139.981	139.981
Apparel Knitting Mills.....	31512		12/22	100.789	100.813	100.813	101.519	101.519
Apparel knitting mills.....	315120		12/22	100.789	100.813	100.813	101.520	101.520
Primary products.....		315120-P	12/22	100.808	100.833	100.833	101.538	101.538
Hosiery and socks.....		315120-1	12/10	115.965	116.000	116.000	117.015	117.015
Hosiery and socks.....		315120-10	05/20	106.766	106.798	106.798	107.732	107.732
Other apparel knitting mills.....		315120-2	12/11	117.457	117.457	117.457	117.457	—
Secondary products and miscellaneous receipts.....		315120-SM						
Cut and sew apparel manufacturing.....	3152		12/03	123.916	124.558	124.599	124.611	124.628
Cut and sew apparel contractors.....	31521		12/03	125.432	125.432	125.432	125.432	125.432
Cut and sew apparel contractors.....	315210		12/11	119.632	119.632	119.632	119.632	119.632
Primary products.....		315210-P	12/11	119.854	119.854	119.854	119.854	119.854
Contract receipts for men's and boys' (including unisex) apparel.....		315210-4	12/03	142.997	142.997	142.997	142.997	142.997
Contract receipts for men's and boys' pants, work apparel, and other outerwear.....		315210-48	06/07	123.826	123.826	123.826	123.826	123.826
Secondary products and miscellaneous receipts.....		315210-SM						
Cut and sew apparel manufacturing (except contractors).....	31525		12/22	99.911	100.601	100.646	100.658	100.677
Cut and sew apparel manufacturing (except contractors).....	315250		12/22	99.914	100.602	100.647	100.664	100.683
Primary products.....		315250-P	12/22	99.896	100.594	100.640	100.618	100.635
Men's and boys' cut and sew apparel manufacturing.....		315250-1	12/11	137.009	140.201	140.201	139.746	139.819
Men's and boys' nightwear, robes, and underwear, made from purchased fabrics.....		315250-11	12/03	165.532	165.532	165.532	165.532	165.532
Men's and boys' suits, coats, and overcoats, made from purchased fabrics.....		315250-12	12/80	213.163	223.593	223.593	223.593	223.593

See footnotes at end of table.

Table 11. Producer price indexes for net output of selected industries and their products, not seasonally adjusted — Continued
 [August 2023]

Title ¹	Industry code	Product code	Index base	Unadjusted index ²				
				Apr. 2023	May 2023 ^P	June 2023 ^P	July 2023 ^P	Aug. 2023 ^P
Cut and sew apparel manufacturing (except contractors) - Continued								
Men's and boys' shirts, except work shirts, made from purchased fabrics.		315250-13	06/83	189.326	189.326	189.326	189.326	189.866
Men's and boys' pants, except work pants, made from purchased fabrics.		315250-14	12/81	287.302	287.302	—	—	—
Men's and boys' work clothing, made from purchased fabrics.		315250-15	12/81	175.481	178.824	178.824	178.677	178.677
Men's and boys' other outerwear, made from purchased fabrics.		315250-16	12/83	220.656	220.726	220.726	221.271	221.271
Women's, girls', and infants' cut and sew apparel manufacturing.		315250-2	12/11	105.278	105.414	105.503	105.661	105.667
Women's and girls' lingerie and nightwear, made from purchased fabrics.		315250-21	12/03	118.337	119.242	119.242	119.242	119.242
Women's and girls' blouses and shirts, made from purchased fabrics.		315250-22	06/83	175.370	175.370	175.370	175.573	175.611
Women's and girls' dresses, made from purchased fabrics.		315250-23	12/80	126.618	126.638	126.638	126.886	126.886
Women's and girls' suits, coats, and skirts, made from purchased fabrics.		315250-24	12/82	127.923	127.988	129.100	129.943	129.943
Women's and girls' other outerwear, made from purchased fabrics.		315250-25	06/83	108.957	109.371	109.488	109.497	109.497
Other cut and sew apparel manufacturing.		315250-3	12/22	103.024	103.024	103.024	102.957	102.957
Fur and leather apparel, made from purchased materials.		315250-31	12/03	205.101	205.101	205.101	204.039	204.039
All other cut and sew apparel, made from purchased materials.		315250-32	12/03	157.059	157.059	157.059	157.059	157.059
Secondary products and miscellaneous receipts.		315250-SM						
Miscellaneous receipts.		315250-M	12/11	124.362	125.129	125.129	128.296	128.296
Secondary products.		315250-S	12/11	122.194	122.213	122.299	122.426	122.635
Accessories and other apparel manufacturing.	3159		12/03	158.334	158.435	160.180	160.180	160.180
Accessories and other apparel manufacturing.	31599		12/03	158.331	158.431	160.176	160.176	160.176
Accessories and other apparel manufacturing.	315990		12/11	142.428	142.518	144.092	144.092	144.092
Primary products.		315990-P	12/11	137.244	137.338	138.984	138.984	138.984
All other accessories and apparel.		315990-B	12/03	137.491	137.491	140.295	140.295	140.295
Leather belts, made from purchased materials.		315990-BC	06/85	173.027	173.027	173.027	173.027	173.027
All other apparel accessories, made from purchased materials.		315990-BE	12/11	136.997	136.997	140.331	140.331	140.331
Hats, caps, and millinery products.		315990-4	12/90	255.638	256.072	256.072	256.072	256.072
Men's and boys' fabric, straw, and felt hats, made from purchased materials.		315990-41	12/90	277.937	277.937	277.937	277.937	277.937
Women's, girls', and infants' fabric, straw, and felt hats, made from purchased materials.		315990-43	12/90	159.903	159.903	159.903	159.903	159.903
Hat bodies and fabric caps, made from purchased materials.		315990-45	12/90	264.464	268.540	268.540	268.540	268.540
Gloves and mittens, made from purchased materials.		315990-7	12/03	183.085	183.085	186.587	186.587	186.587
Secondary products and miscellaneous receipts.		315990-SM						
Miscellaneous receipts.		315990-M	12/11	158.468	158.468	158.468	158.468	158.468
Secondary products.		315990-S	12/11	139.391	139.391	139.498	139.498	139.498
Leather and allied product manufacturing.	316		12/84	199.761	199.764	199.709	202.523	202.834
Leather and hide tanning and finishing.	3161		06/81	203.584	203.189	202.734	202.781	203.983
Leather and hide tanning and finishing.	31611		06/81	203.584	203.189	202.734	202.781	203.983
Leather and hide tanning and finishing.	316110		06/81	203.437	203.042	202.588	202.635	203.837
Primary products.		316110-P	06/81	199.485	199.096	198.623	198.669	199.853
Finished and unfinished leather.		316110-1	12/97	109.109	108.796	108.507	108.535	109.167
Tanning or finishing leather owned by others, and furs, dressed and dyed or bleached.		316110-2	06/11	131.316	132.056	132.056	132.056	132.992
Contract and commission receipts for tanning or finishing leather owned by others.		316110-21	06/81	207.779	207.779	207.779	207.779	207.757
Secondary products and miscellaneous receipts.		316110-SM						
Footwear manufacturing.	3162		12/03	157.502	157.576	157.578	157.780	157.780
Footwear manufacturing.	31621		12/03	157.502	157.576	157.578	157.780	157.780
Footwear manufacturing.	316210		12/11	139.224	139.290	139.292	139.470	139.470
Primary products.		316210-P	12/11	138.027	138.093	138.093	138.248	138.248
Rubber and plastics footwear, including athletic footwear.		316210-1	12/80	163.022	163.711	163.711	163.947	163.947
Men's footwear (size 6 and larger), excluding athletic.		316210-2	12/93	204.484	204.484	204.484	204.645	204.645
Women's footwear (size 4 and larger), excluding athletic.		316210-5	12/93	147.233	147.233	147.233	147.634	147.634
Secondary products and miscellaneous receipts.		316210-SM						
Miscellaneous receipts.		316210-M	12/11	166.922	166.922	167.047	167.047	167.047
Other leather product manufacturing.	3169		12/03	151.213	151.363	151.496	157.301	157.301
Other leather product manufacturing.	31699		12/03	151.213	151.362	151.496	157.301	157.301
Other leather and allied product manufacturing.	316990		12/22	101.241	101.341	101.430	105.317	105.317
Primary products.		316990-P	12/22	101.214	101.318	101.408	105.344	105.344
Women's and children's handbags and purses.		316990-1	06/06	133.175	133.175	133.335	133.389	133.389
All other leather goods and allied products.		316990-2	12/11	131.275	131.448	131.553	138.096	138.096
Luggage (including suitcases, travel bags, backpacks, and other types).		316990-21	12/84	158.537	159.067	159.780	179.053	179.053
Personal leather goods (excluding women's handbags and purses).		316990-22	06/82	204.593	205.072	205.072	205.072	205.072
Boot and shoe cut stock and findings.		316990-24	12/06	133.861	133.861	136.600	136.600	136.600
All other miscellaneous leather goods.		316990-25	12/03	173.017	173.017	172.258	173.341	173.341
Secondary products and miscellaneous receipts.		316990-SM						
Miscellaneous receipts.		316990-M	12/11	154.304	154.304	154.304	154.304	154.304

See footnotes at end of table.

Table 11. Producer price indexes for net output of selected industries and their products, not seasonally adjusted — Continued
[August 2023]

Title ¹	Industry code	Product code	Index base	Unadjusted index ²				
				Apr. 2023	May 2023 ^P	June 2023 ^P	July 2023 ^P	Aug. 2023 ^P
Wood product manufacturing.....	321		12/03	185.222	185.550	184.981	186.169	184.950
Sawmills and wood preservation.....	3211		12/03	148.623	149.387	147.194	150.275	146.089
Sawmills and wood preservation.....	32111		12/03	148.623	149.387	147.194	150.275	146.089
Sawmills.....	321113		12/80	205.917	207.393	204.095	209.031	201.722
Primary products.....		321113-P	12/03	137.398	138.621	136.372	139.982	134.800
Hardwood lumber, made in sawmills.....		321113-1	12/03	100.906	102.914	99.592	97.809	95.290
Softwood lumber, made in sawmills.....		321113-3	12/03	136.718	137.429	135.512	142.404	135.637
Softwood dressed lumber, less than 2 inches in nominal thickness, not edge worked.....		321113-32	06/12	154.745	150.955	140.520	133.360	126.872
Softwood dressed 2-inch lumber, 2 inches in nominal thickness only, not edge worked.....		321113-33	06/12	144.210	145.685	145.346	161.525	150.418
Softwood dressed lumber and timbers, more than 2 inches in nominal thickness, not edge worked.....		321113-34	06/12	140.416	144.057	137.592	134.963	138.559
Wood chips, excluding field chips.....		321113-5	12/80	146.183	146.647	147.428	146.579	145.334
Wood ties, siding, shingles, and shakes, and contract sawing of logs owned by others.....		321113-7	12/03	174.167	176.609	176.588	178.739	178.739
Secondary products and miscellaneous receipts.....		321113-SM						
Wood preservation.....	321114		06/85	291.080	290.581	287.464	290.473	289.465
Primary products.....		321114-P	06/85	284.935	284.024	280.878	284.081	284.594
Wood poles, piles, and posts owned and treated by the same establishment.....		321114-1	06/85	432.224	434.779	427.860	431.680	437.398
Other wood products owned and treated by the same establishment.....		321114-5	06/85	244.582	240.978	239.645	243.333	240.363
Receipts for treating wood owned by others w/ arsenical chemicals, creosote, & other chemicals.....		321114-9	06/85	223.778	223.781	222.610	223.022	223.022
Secondary products and miscellaneous receipts.....		321114-SM						
Plywood and engineered wood product mfg.....	3212		12/03	177.567	179.518	180.137	183.356	185.577
Plywood and engineered wood product mfg.....	32121		12/03	177.567	179.518	180.137	183.356	185.577
Hardwood veneer and plywood manufacturing.....	321211		06/85	225.592	222.223	222.946	222.369	221.646
Primary products.....		321211-P	06/85	235.531	231.845	232.817	232.157	231.338
Hardwood veneer, including veneer backed with paper, cloth, or other flexible material.....		321211-1	12/03	143.143	138.173	139.320	139.536	139.327
Hardwood plywood.....		321211-4	12/12	151.597	152.194	151.191	149.512	-
Hardwood veneered panels, including two-ply veneers.....		321211-7	06/85	234.831	235.240	238.334	238.436	238.270
Secondary products and miscellaneous receipts.....		321211-SM						
Softwood veneer and plywood manufacturing.....	321212		12/80	249.130	246.749	243.263	240.037	239.983
Primary products.....		321212-P	12/80	254.550	253.786	249.850	246.681	249.591
Softwood veneer, incl. veneer backed w/ paper, cloth, or other flexible material.....		321212-1	12/80	177.746	177.446	176.733	177.446	180.699
Softwood plywood products: rough, sanded, and specialties.....		321212-4	12/11	180.057	179.390	175.510	171.691	173.091
Secondary products and miscellaneous receipts.....		321212-SM						
Secondary products.....		321212-S	12/80	256.997	237.690	237.855	233.247	203.245
Engineered wood member manufacturing.....	321215		12/22	92.266	91.359	90.788	90.884	90.172
Primary products.....		321215-P	12/22	92.273	91.313	90.719	90.821	90.066
Engineered wood members (excluding trusses).....		321215-1	12/06	220.001	218.180	217.465	216.839	215.181
Laminated veneer lumber.....		321215-11	12/03	258.857	253.007	-	-	-
Other engineered structural wood members, excluding trusses & laminated veneer lumber.....		321215-12	12/03	268.413	268.413	268.136	267.990	267.990
Wood trusses.....		321215-2	12/03	277.470	274.333	272.171	272.944	270.597
Secondary products and miscellaneous receipts.....		321215-SM						
Reconstituted wood product manufacturing.....	321219		06/91	265.562	280.797	287.323	304.059	317.486
Primary products.....		321219-P	06/91	266.479	282.702	289.518	307.009	321.029
Hardboard products.....		321219-B	12/11	184.599	183.451	183.451	183.451	183.451
Particleboard made from particleboard produced at the same location.....		321219-1	12/82	368.150	363.750	366.192	366.744	366.744
Secondary products and miscellaneous receipts.....		321219-SM						
Other wood product manufacturing.....	3219		12/03	203.770	203.032	202.643	201.836	200.288
Millwork.....	32191		12/03	196.910	195.894	196.046	195.299	193.061
Wood window and door manufacturing.....	321911		12/03	203.743	202.894	202.600	201.501	197.922
Primary products.....		321911-P	12/03	200.773	199.980	199.762	198.569	194.806
Wood window units.....		321911-1	06/83	376.091	376.091	376.091	376.091	376.091
Double hung wood window units.....		321911-11	06/13	167.180	167.180	167.180	167.180	167.180
Casement wood window units.....		321911-12	06/13	184.848	184.848	184.848	184.848	184.848
All other wood window units, including horizontal sliding, awning and single hung.....		321911-13	06/13	157.605	157.605	157.605	157.605	157.605
Wood sash, excluding sash shipped in window units.....		321911-3	06/83	378.806	378.806	378.806	378.806	378.806
Wood window & door frames, incl. door frames in door units, excl. window frames in window units.....		321911-5	06/83	227.531	222.679	221.356	213.420	190.191
Wood panel, flush, & molded face doors, interior & exterior, incl. doors with glazed sections.....		321911-7	06/83	350.945	350.349	350.209	350.635	348.861
Other wood doors, incl. garage, patio, bifold, cabinet, screen, storm and louver.....		321911-9	06/83	322.912	323.128	323.154	322.787	322.901

See footnotes at end of table.

Table 11. Producer price indexes for net output of selected industries and their products, not seasonally adjusted — Continued
 [August 2023]

Title ¹	Industry code	Product code	Index base	Unadjusted index ²				
				Apr. 2023	May 2023 ^P	June 2023 ^P	July 2023 ^P	Aug. 2023 ^P
Wood window and door manufacturing - Continued								
Secondary products and miscellaneous receipts.....		321911-SM						
Secondary products.....		321911-S	12/03	190.393	188.337	186.561	186.652	186.575
Cut stock, resawing lumber, and planing.....	321912		12/03	189.787	186.794	186.360	186.298	183.459
Primary products.....		321912-P	12/03	183.328	179.844	179.756	179.684	176.378
Softwood lumber, made from purchased lumber.....		321912-3	12/03	231.394	232.460	232.191	235.050	234.002
Hardwood cut stock and dimension.....		321912-6	06/84	266.124	265.489	265.908	265.296	264.990
Softwood cut stock and dimension.....		321912-8	12/80	230.074	210.493	207.970	208.905	201.415
Sawn wood fence stock, wood lath, and contract resawing and planing.....		321912-9	12/03	213.544	213.544	213.544	213.544	213.544
Secondary products and miscellaneous receipts.....		321912-SM						
Other millwork, including flooring.....	321918		12/03	189.039	189.266	190.539	189.819	190.168
Primary products.....		321918-P	12/03	187.643	187.787	188.075	187.564	187.322
Wood moldings.....		321918-2	06/83	370.707	372.303	372.303	369.029	369.516
Other wood millwork products, including stairwork, exterior millwork, and softwood flooring.....		321918-5	12/03	163.419	163.777	163.714	163.714	163.714
Hardwood flooring.....		321918-7	06/84	264.157	262.780	264.406	264.276	262.675
Hardwood flooring, other than oak and maple.....		321918-72	12/03	177.261	177.261	177.261	177.261	177.261
Oak and maple hardwood flooring.....		321918-73	06/84	238.672	237.347	238.912	238.787	237.247
Secondary products and miscellaneous receipts.....		321918-SM						
Miscellaneous receipts.....		321918-M	12/03	166.275	166.988	—	—	—
Secondary products.....		321918-S	12/03	232.537	232.958	230.268	226.055	229.066
Wood container and pallet manufacturing.....	32192		12/03	205.318	203.026	200.398	198.048	195.887
Wood container and pallet manufacturing.....	321920		12/03	205.303	203.023	200.391	198.039	195.882
Primary products.....		321920-P	12/03	198.558	196.812	194.124	191.743	189.832
Nailed and lock-corner wood boxes.....		321920-1	06/85	209.169	209.169	209.169	209.169	209.169
Wood box and crate shook.....		321920-3	06/85	238.109	235.449	235.449	236.320	236.320
Wood pallets and pallet containers, wood and metal combination.....		321920-5	12/03	214.720	212.721	209.432	206.474	204.137
Other wood container parts and wood containers.....		321920-7	12/03	127.792	127.792	127.792	127.792	—
Secondary products and miscellaneous receipts.....		321920-SM						
Miscellaneous receipts.....		321920-M	12/03	307.704	273.038	266.682	259.732	229.031
Secondary products.....		321920-S	12/03	185.174	177.457	178.768	179.654	178.012
All other wood product manufacturing.....	32199		12/03	204.627	205.448	205.592	205.739	205.907
Manufactured home, mobile home, manufacturing.....	321991		06/81	489.585	491.751	492.540	492.344	492.543
Primary products.....		321991-P	06/81	489.635	491.802	492.592	492.395	492.595
Manufactured homes (mobile homes), all width sizes (incl. multisection).....		321991-1	06/81	490.638	492.809	493.600	493.403	493.603
Secondary products and miscellaneous receipts.....		321991-SM						
Prefabricated wood building manufacturing.....	321992		12/84	403.726	404.334	405.364	402.824	403.662
Primary products.....		321992-P	12/84	389.026	389.615	390.665	388.045	388.549
Prefabricated stationary wood buildings, components (not sold as complete units).....		321992-1	12/89	199.312	197.866	197.416	197.416	197.416
Prefabricated stationary wood buildings, shipped in panel form (complete units) ..		321992-5	12/84	588.448	590.003	590.190	590.869	592.153
Prefabricated stationary wood buildings, precut packages (complete units).....		321992-6	12/84	518.731	520.553	527.077	526.893	528.014
Prefabricated stationary wood buildings, shipped in three-dimensional assemblies.....		321992-7	12/84	406.150	406.521	406.521	397.731	397.731
Prefabricated stationary wood buildings, three-dimensional assemblies, residential.....		321992-71	12/84	396.850	397.251	397.251	387.735	387.735
Prefabricated stationary wood buildings, three-dimensional assemblies, nonresidential.....		321992-72	12/84	461.648	461.652	461.652	461.652	461.652
Secondary products and miscellaneous receipts.....		321992-SM						
Miscellaneous receipts.....		321992-M	06/98	282.573	283.090	281.798	286.374	300.789
Secondary products.....		321992-S	08/92	399.440	399.620	399.620	399.515	399.639
Miscellaneous wood product manufacturing.....	321999		12/03	144.597	145.406	145.175	146.222	146.237
Primary products.....		321999-P	06/84	215.433	215.433	215.087	216.809	216.809
All other miscellaneous wood products.....		321999-0	06/02	140.766	140.766	140.539	141.665	141.665
Secondary products and miscellaneous receipts.....		321999-SM						
Paper manufacturing.....	322		12/03	186.217	185.953	184.830	184.164	183.314
Pulp, paper & paperboard mills.....	3221		12/03	182.710	181.833	179.488	178.131	177.583
Pulp mills.....	32211		12/82	259.964	245.067	215.249	221.317	215.130
Pulp mills.....	322110		12/82	259.962	245.066	215.248	221.316	215.128
Primary products.....		322110-P	12/82	287.736	271.248	238.245	244.961	238.112
Special alpha and dissolving wood pulp, incl. sulfite and sulfate and other wood pulp.....		322110-6	12/11	130.332	121.755	104.435	108.828	105.266
All other miscellaneous pulp, other than wood, and pulp mill by-products, incl. turpentine.....		322110-9	06/88	437.401	437.401	440.845	420.505	420.505
Paper mills.....	32212		06/81	245.518	244.793	243.947	241.735	241.695
Paper mills.....	322120		12/03	167.887	167.411	166.810	165.309	165.291

See footnotes at end of table.

Table 11. Producer price indexes for net output of selected industries and their products, not seasonally adjusted — Continued
 [August 2023]

Title ¹	Industry code	Product code	Index base	Unadjusted index ²				
				Apr. 2023	May 2023 ^P	June 2023 ^P	July 2023 ^P	Aug. 2023 ^P
Paper mills - Continued								
Primary products.....		322120-P	12/03	169.133	169.342	168.327	167.090	167.245
Bleached bristol, clay-coated, uncoated, and industrial converted paper.....		322120-1	12/11	133.017	133.041	132.171	129.908	131.132
Construction paper.....		322120-2	12/11	138.360	135.806	134.529	134.529	132.996
Sanitary tissue paper products, made in paper mills.....		322120-4	06/83	247.114	248.611	247.976	247.481	246.992
Newsprint and uncoated ground-wood paper.....		322120-5	12/03	141.426	142.369	137.089	135.483	135.483
Secondary products and miscellaneous receipts.....		322120-SM						
Paperboard mills.....	32213		12/82	385.532	385.695	382.039	378.146	376.916
Paperboard mills.....	322130		12/82	385.960	386.121	382.474	378.586	377.349
Primary products.....		322130-P	12/82	368.491	368.493	365.963	362.957	361.291
Bleached packaging and industrial converting paperboard.....		322130-B	05/21	130.842	130.842	130.842	130.842	128.166
Unbleached kraft packaging and industrial converting paperboard.....		322130-1	12/82	364.302	364.302	364.042	361.075	361.075
Recycled paperboard.....		322130-7	12/82	413.306	413.317	404.137	397.005	396.173
Secondary products and miscellaneous receipts.....		322130-SM						
Converted paper product mfg.....	3222		12/03	190.562	190.703	190.204	189.863	188.841
Paper container mfg.....	32221		12/84	326.136	327.234	325.006	323.805	322.085
Corrugated and solid fiber box manufacturing.....	322211		03/80	433.457	432.625	428.154	425.790	422.132
Primary products.....		322211-P	03/80	434.372	433.288	428.838	426.389	422.511
Corrugated and solid fiber boxes, including pallets.....		322211-0	03/80	434.372	433.288	428.838	426.389	422.511
Corrugated shipping containers for food and beverages and carryout boxes for retail food.....		322211-01	03/80	365.891	365.735	364.880	363.291	355.554
Corrugated shipping containers for paper and allied products.....		322211-02	03/80	447.987	445.946	406.768	403.385	393.654
Corrugated shipping containers for metal and electrical machinery.....		322211-03	06/02	263.039	262.992	262.340	261.257	261.171
Corrugated shipping containers for all other end uses.....		322211-04	03/80	438.376	438.329	434.616	433.418	432.857
Corrugated paperboard in sheets and rolls, lined and unlined.....		322211-05	03/80	366.839	363.870	369.211	364.258	364.090
Other corrugated and solid fiber products, including containers, pallets, pads, etc.....		322211-09	06/02	258.695	257.733	257.571	256.747	255.460
Secondary products and miscellaneous receipts.....		322211-SM						
Miscellaneous receipts.....		322211-M	06/02	303.127	304.975	291.614	291.447	291.697
Secondary products.....		322211-S	12/90	214.950	218.605	217.555	217.561	219.116
Folding paperboard box manufacturing.....	322212		12/83	238.965	243.234	243.269	243.080	243.209
Primary products.....		322212-P	12/83	233.619	237.967	238.001	237.812	237.932
Folding paperboard boxes, packaging, and packaging components.....		322212-0	12/83	233.619	237.967	238.001	237.812	237.932
Secondary products and miscellaneous receipts.....		322212-SM						
Other paperboard container manufacturing.....	322219		12/11	144.010	145.100	145.138	145.287	145.578
Primary products.....		322219-P	12/11	148.610	149.838	149.882	150.049	150.377
Setup (rigid) paperboard boxes.....		322219-1	12/83	496.872	500.001	503.308	503.308	503.308
Paperboard fiber drums with ends of any material.....		322219-7	12/85	502.569	503.878	504.259	504.254	516.827
Fiber cans, tubes, and similar fiber products.....		322219-8	12/85	431.653	433.108	433.057	435.562	436.210
Fiber cans, all fiber and composite.....		322219-81	12/85	377.493	379.782	380.161	383.799	384.739
Fiber cores and tubes.....		322219-82	12/85	461.988	461.612	460.644	460.644	460.644
Paperboard cones, reels, spools, bobbins, blocks, and all vulcanized fiber products.....		322219-83	12/02	166.660	166.660	166.660	166.660	166.660
Secondary products and miscellaneous receipts.....		322219-SM						
Paper bag and coated and treated paper mfg.....	32222		12/03	176.579	176.250	176.664	176.563	176.480
Paper bag and coated and treated paper manufacturing.....	322220		12/11	134.228	133.978	134.293	134.216	134.153
Primary products.....		322220-P	12/11	134.009	133.751	134.043	134.048	133.938
Specialty bags, pouches, and liners, multiweb laminations and foil, except film-film.....		322220-C	12/83	310.674	310.656	311.355	310.783	310.517
Uncoated single-web paper grocers' bags and sacks and variety and shopping bags.....		322220-D	12/83	483.162	491.421	491.421	492.458	492.458
Laminated aluminum foil rolls and sheets for flexible packaging uses.....		322220-F	12/03	163.509	163.509	163.509	164.670	164.670
Pasted, lined, laminated, or surface-coated paperboard.....		322220-G	12/84	339.591	339.591	339.591	339.591	339.591
Single-web paper, rolls and sheets, including waxed, for flexible packaging uses.....		322220-H	12/87	299.452	299.452	299.452	299.452	299.452
Multiweb laminated rolls and sheets, except foil, for flexible packaging uses.....		322220-J	12/03	170.815	163.377	163.274	163.014	163.014
Printing paper, coated at establishments other than where paper was produced.....		322220-K	12/82	261.838	261.838	-	-	-
Pressure-sensitive products.....		322220-N	12/82	247.070	248.154	249.010	247.467	247.699
Wallcoverings.....		322220-7	06/85	185.417	185.417	186.113	186.113	186.113
Converted foil for nonpackaging applications.....		322220-8	06/13	121.419	121.419	121.419	121.419	121.419
Other coated and processed papers, except for packaging uses.....		322220-9	12/11	121.408	119.468	119.659	121.565	120.287
Secondary products and miscellaneous receipts.....		322220-SM						
Miscellaneous receipts.....		322220-M	12/11	118.152	118.152	121.700	121.700	126.919
Stationery product mfg.....	32223		12/03	211.562	209.390	209.104	209.889	208.251
Stationery product manufacturing.....	322230		12/11	165.411	163.712	163.489	164.103	162.823
Primary products.....		322230-P	12/11	166.814	165.092	164.866	165.509	164.151
Die-cut paper and paperboard office supplies.....		322230-4	12/89	285.356	285.356	285.356	285.356	285.356

See footnotes at end of table.

Table 11. Producer price indexes for net output of selected industries and their products, not seasonally adjusted — Continued
[August 2023]

Title ¹	Industry code	Product code	Index base	Unadjusted index ²				
				Apr. 2023	May 2023 ^P	June 2023 ^P	July 2023 ^P	Aug. 2023 ^P
Stationery product manufacturing - Continued								
Envelopes, commercial, all types and materials.....		322230-5	12/84	257.456	257.398	255.120	255.729	255.029
Tablets, pads and related products.....		322230-9	06/85	270.663	270.663	272.888	272.888	272.888
Secondary products and miscellaneous receipts.....		322230-SM						
Miscellaneous receipts.....		322230-M	12/11	128.397	125.719	125.361	124.795	127.164
Other converted paper product mfg.	32229		12/03	147.794	147.505	148.684	148.992	147.262
Sanitary paper product manufacturing.....								
Primary products.....	322291	322291-P	06/83	194.928	194.995	197.180	197.814	195.199
Disposable diapers and similar disposable products, made from purchased sanitary paper stock.....		322291-2	12/03	103.668	103.668	103.668	103.668	103.668
Sanitary tissue paper products, made from purchased sanitary paper stock or wadding.....		322291-5	12/03	169.250	169.358	172.914	173.946	169.690
Secondary products and miscellaneous receipts.....		322291-SM						
Miscellaneous receipts.....		322291-M	12/03	274.859	245.348	279.341	322.484	273.401
All other converted paper product mfg.								
Primary products.....	322299	322299-P	12/03	183.716	182.483	182.512	182.338	180.908
Molded pulp goods, including egg cartons, florist pots, food trays, etc.....		322299-1	12/03	181.103	179.939	179.960	179.789	178.457
Miscellaneous converted paper and paperboard products.....		322299-3	12/03	195.284	194.085	194.485	192.874	193.015
Secondary products and miscellaneous receipts.....		322299-SM						
Printing and related support activities.....	323		12/03	158.487	158.513	158.527	158.618	160.056
Printing and related support activities.....	3231		12/03	158.676	158.703	158.716	158.808	160.247
Printing.....	32311		12/03	160.310	160.341	160.342	160.439	161.910
Commercial screen printing.....								
Primary products.....	323113	323113-P	12/03	129.480	129.664	129.709	129.624	129.538
Screen printing on garments, apparel accessories, and other fabric articles, excluding labels.....		323113-4	06/90	129.048	129.263	129.263	129.111	129.045
Screen printing (excluding on textiles, apparel, apparel accessories, and labels) ..		323113-6	12/06	164.432	164.797	164.797	164.538	164.457
Secondary products and miscellaneous receipts.....		323113-SM						
Miscellaneous receipts.....		323113-M	12/03	127.459	127.459	127.459	127.459	127.385
Secondary products.....		323113-S	12/03	140.947	140.947	142.666	142.666	142.061
Books printing.....	323117		12/83	121.651	121.669	121.669	121.985	121.878
Primary products.....		323117-P	12/83	278.060	277.451	277.358	279.253	276.595
Other book and pamphlet printing and binding.....		323117-E	06/93	277.523	276.771	276.657	278.980	275.723
Textbook printing and binding.....		323117-1	06/93	157.678	157.606	157.577	157.577	157.577
Technical, scientific, & professional book printing & binding.....		323117-3	06/93	157.066	155.596	155.590	155.590	155.133
Religious book printing and binding.....		323117-5	06/93	156.714	156.359	156.355	154.852	154.483
General book (trade, etc.) printing & binding.....		323117-7	06/93	198.680	197.955	197.897	198.706	195.435
Secondary products and miscellaneous receipts.....		323117-SM						
Commercial printing, except screen and books.....								
Primary products.....	32311K	32311K-P	12/11	142.561	142.594	142.594	142.635	144.262
Commercial lithographic printing.....		32311K-0	06/82	137.796	137.722	137.722	137.760	138.153
Other commercial and general job printing (lithographic).....		32311K-0B	12/01	216.252	216.292	216.292	216.182	216.182
Magazine and periodical printing (lithographic).....		32311K-01	06/82	147.004	147.061	147.061	144.229	144.229
Label and wrapper printing (lithographic).....		32311K-03	06/82	182.158	182.158	182.158	181.317	181.317
Catalog and directory printing (lithographic).....		32311K-05	06/82	170.184	170.184	170.184	170.184	170.184
Advertising printing (lithographic).....		32311K-09	06/82	172.951	172.951	172.951	172.672	172.672
Commercial flexographic printing.....		32311K-2	12/03	184.601	184.686	184.686	185.098	185.098
Label and wrapper printing (flexographic).....		32311K-21	12/01	203.376	203.624	203.624	203.624	203.624
Quick printing.....		32311K-4	12/03	198.701	198.999	198.999	198.999	-
Digital printing.....		32311K-5	12/03	139.358	139.358	139.358	139.358	139.358
Manifold business forms printing.....		32311K-6	12/03	128.975	128.995	128.995	129.227	130.557
Other commercial printing.....		32311K-9	12/03	217.912	217.912	217.912	217.912	217.912
All other commercial and general job printing.....		32311K-9V	09/18	129.002	129.002	129.002	129.002	129.002
Secondary products and miscellaneous receipts.....		32311K-SM						
Miscellaneous receipts.....		32311K-M	12/11	148.256	148.254	148.245	148.238	148.233
Secondary products.....		32311K-S	12/11	236.731	237.472	237.469	237.552	248.083
Support activities for printing.....	32312		12/03	118.533	118.404	118.830	118.733	119.359
Support activities for printing.....								
Primary products.....	323120	323120-P	12/11	120.277	120.146	120.578	120.480	121.115
Softcover, pamphlet, sample book, and other binding of books and materials printed elsewhere.....		323120-3	12/06	118.301	118.166	118.603	118.475	119.163
Miscellaneous binding and postpress work, incl collating, perforating, folding, gluing, etc.....		323120-5	12/06	150.195	149.490	152.015	152.366	152.366
Prepress services, excl platemaking (incl film, assembled flats, color sep., typesetting, etc.).....		323120-7	12/03	134.095	133.748	133.661	132.438	132.438
Printing plates and cylinders, prepared for printing (excl blank plates and blank cylinders).....		323120-9	12/03	97.756	97.756	97.756	-	98.538
				105.112	105.112	105.112	105.112	106.555

See footnotes at end of table.

Table 11. Producer price indexes for net output of selected industries and their products, not seasonally adjusted — Continued
[August 2023]

Title ¹	Industry code	Product code	Index base	Unadjusted index ²				
				Apr. 2023	May 2023 ^P	June 2023 ^P	July 2023 ^P	Aug. 2023 ^P
Support activities for printing - Continued								
Secondary products and miscellaneous receipts.....		323120-SM						
Petroleum and coal products manufacturing.....	324		12/84	376.043	349.413	347.057	343.113	400.162
Petroleum and coal products mfg.....	3241		12/84	376.043	349.413	347.057	343.113	400.162
Petroleum refineries.....	32411		06/85	374.330	345.864	343.215	338.971	400.437
Petroleum refineries.....	324110		06/85	374.366	345.899	343.251	339.007	400.474
Primary products.....		324110-P	06/85	387.974	357.839	354.900	350.407	415.478
Kerosene, except jet fuel.....		324110-B	06/85	346.047	308.499	305.133	315.290	389.395
Light fuel oils.....		324110-C	06/85	457.333	428.029	402.516	378.087	504.120
Home heating oil and other distillates, NEC.....		324110-C1	06/85	318.674	285.525	290.731	317.172	364.869
Diesel fuel.....		324110-C2	06/85	484.638	454.712	425.640	395.901	533.014
Heavy fuel oils, including No. 5, No. 6, heavy diesel, gas enrichment oils, etc.....		324110-E	06/85	243.888	271.142	244.437	255.430	269.146
Unfinished oils and lubricating oil base stock.....		324110-J	06/85	525.546	458.601	465.814	457.787	455.541
Liquefied refinery gases, including other aliphatics (feed stock and other uses)....		324110-R	06/85	678.121	624.866	677.010	498.612	492.778
Other finished petroleum products, including waxes.....		324110-T	06/85	532.766	420.510	462.204	448.963	461.675
Gasoline, including finished base stocks and blending agents.....		324110-1	06/85	317.376	294.329	297.720	303.399	340.418
Motor gasoline, including finished base stocks and blending agents.....		324110-12	06/85	319.185	295.991	299.069	305.041	342.256
Regular gasoline.....		324110-121	06/85	309.632	285.147	287.784	294.110	331.926
Mid-premium gasoline.....		324110-122	12/87	474.597	434.185	450.279	452.286	527.426
Premium gasoline.....		324110-123	06/85	339.181	322.977	327.079	331.599	363.098
Jet fuel.....		324110-6	06/85	335.492	296.568	302.009	315.786	390.335
Asphalt.....		324110-9	06/85	250.253	260.632	269.388	268.762	264.275
Secondary products and miscellaneous receipts.....		324110-SM1						
Asphalt paving and roofing materials mfg.....	32412		12/84	347.891	344.293	346.410	347.713	347.772
Asphalt paving mixture & block manufacturing.....	324121		06/81	401.454	392.734	391.720	391.426	394.819
Primary products.....		324121-P	06/81	401.281	392.360	391.303	390.700	394.047
Asphalt paving mixtures & blocks.....		324121-0	06/81	401.281	392.360	391.303	390.700	394.047
Emulsified asphalt, including liquid additives.....		324121-0111	12/04	275.012	278.557	278.499	279.563	281.988
Other liquid asphalt and tar paving materials, including cut-backs.....		324121-0121	12/04	404.874	389.180	385.097	387.811	389.284
Asphalt and tar paving mixt. (excl liquid), incl bitum. or asph. concrete, asph. paving cement.....		324121-0131	12/04	256.570	244.370	243.406	241.755	241.186
Secondary products and miscellaneous receipts.....		324121-SM						
Miscellaneous receipts.....		324121-M	12/04	202.351	202.351	202.351	208.152	208.152
Secondary products.....		324121-S	06/81	373.570	364.366	364.366	364.366	-
Asphalt shingle and coating materials manufacturing.....	324122		06/84	337.234	338.845	344.757	348.026	344.373
Primary products.....		324122-P	06/84	340.025	341.695	347.799	351.165	347.407
Roofing asphalts and pitches, coatings, and cements.....		324122-1	06/84	298.929	300.092	300.913	300.913	300.913
Prepared asphalt and tar roofing and siding products, incl. saturated felts for nonbuilding use.....		324122-2	06/84	342.028	343.736	350.282	353.932	349.857
Asphalt smooth-surfaced roll roofing and cap sheets, organic and fiberglass base.....		324122-21	12/12	153.418	144.347	155.638	155.638	155.638
Asphalt mineral-surfaced roll roofing and cap sheets, organic and fiberglass base.....		324122-22	06/06	270.235	278.571	278.571	278.571	278.662
Other prepared asphalt and tar products for roofing and siding.....		324122-27	06/06	176.307	177.057	177.692	177.875	178.009
Secondary products and miscellaneous receipts.....		324122-SM						
Other petroleum and coal products mfg.....	32419		12/84	566.477	564.469	564.720	561.861	561.839
Petroleum lubricating oil and grease mfg.....	324191		12/80	635.493	636.061	637.573	635.425	634.830
Primary products.....		324191-P	12/80	672.306	672.967	674.725	672.237	671.618
Petroleum lubricating oils and greases, refined petroleum.....		324191-0	12/80	672.306	672.967	674.725	672.237	671.618
Lubricating oils (incl. hydraulic fluids, etc.), refined petroleum.....		324191-011	12/80	700.001	700.741	698.123	695.341	694.649
Secondary products and miscellaneous receipts.....		324191-SM						
Miscellaneous receipts.....		324191-M	12/80	401.406	401.406	401.406	400.766	395.987
All other petroleum and coal products mfg.....	324199		12/03	377.865	370.891	368.606	364.577	365.704
Primary products.....		324199-P	12/03	391.132	383.823	381.428	377.204	378.385
Coke oven and blast furnace products, made in coke oven establishments.....		324199-3	12/09	205.235	209.201	207.291	209.057	210.262
All other petroleum and coal products (excl. coke oven products), made in coke oven estab.....		324199-9	12/02	432.053	422.939	420.381	415.184	416.411
Secondary products and miscellaneous receipts.....		324199-SM						
Secondary products.....		324199-S	12/09	181.969	181.969	181.969	181.969	181.969
Chemical mfg.....	325		12/84	362.945	361.165	358.142	354.100	352.420
Basic chemical mfg.....	3251		12/84	456.248	451.875	445.887	437.068	429.921
Petrochemical mfg.....	32511		12/03	161.007	153.395	142.352	139.793	134.970
Petrochemical manufacturing.....	325110		12/03	161.453	153.711	142.584	140.158	135.252
Primary products.....		325110-P	12/03	167.434	154.469	140.557	144.360	136.145
Secondary products and miscellaneous receipts.....		325110-SM						

See footnotes at end of table.

Table 11. Producer price indexes for net output of selected industries and their products, not seasonally adjusted — Continued
[August 2023]

Title ¹	Industry code	Product code	Index base	Unadjusted index ²				
				Apr. 2023	May 2023 ^P	June 2023 ^P	July 2023 ^P	Aug. 2023 ^P
Industrial gas mfg.	32512		12/03	232.930	235.615	231.790	237.788	241.273
Industrial gas manufacturing.	325120		12/03	233.631	236.325	232.488	238.505	242.002
Primary products.		325120-P	06/81	388.621	393.116	386.713	396.749	402.584
Oxygen.		325120-A	06/81	569.972	593.068	587.615	580.822	582.109
Argon and hydrogen.		325120-C	06/09	88.376	88.907	90.439	89.891	90.002
Other industrial gases (including fluorocarbon and acetylene).		325120-T	06/09	264.543	264.721	257.570	271.253	279.448
Carbon dioxide.		325120-4	06/81	668.831	687.283	687.287	702.208	708.140
Nitrogen.		325120-7	06/81	294.373	294.397	289.389	293.289	291.490
Secondary products and miscellaneous receipts.		325120-SM						
Synthetic dye and pigment mfg.	32513		12/03	184.098	188.667	190.411	182.900	182.457
Synthetic dye and pigment manufacturing.	325130		12/11	121.634	124.653	125.804	120.842	120.550
Primary products.		325130-P	12/11	119.932	122.961	124.117	119.122	118.828
All other inorganic pigments, including TiO2, chrome colors, and other white opaque pigments.		325130-N	09/21	126.533	130.209	130.729	124.831	124.897
Synthetic organic dyes, pigments, lakes, and toners.		325130-R	09/21	115.907	117.306	120.651	117.831	116.347
Synthetic organic dyes.		325130-R8	12/82	136.631	141.852	140.618	139.146	135.617
Synthetic organic pigments, lakes, and toners.		325130-R9	12/82	205.082	202.286	215.846	208.122	208.122
Secondary products and miscellaneous receipts.		325130-SM						
Secondary products.		325130-S	12/11	142.530	142.530	142.530	142.530	142.530
Other basic inorganic chemical manufacturing.	32518		12/03	414.240	407.454	402.330	385.239	383.779
Other basic inorganic chemical manufacturing.	325180		12/10	180.409	177.452	175.221	167.787	167.150
Primary products.		325180-P	12/10	146.787	144.467	142.570	135.905	135.464
Potassium and sodium compounds, excluding bleaches, alkalies, and alum.		325180-A	12/82	668.545	648.245	648.229	626.588	616.836
All other inorganic chemicals.		325180-H	12/03	384.997	386.930	383.960	380.201	379.260
Inorganic acids, excluding nitric, sulfuric and phosphoric.		325180-3	12/82	178.045	171.831	169.065	167.191	169.923
Sodium hydroxide (caustic soda).		325180-4	12/80	685.720	653.668	620.719	541.264	527.083
Carbon black, all processes.		325180-6	12/83	601.382	614.132	600.099	613.906	634.856
Other alkalies.		325180-7	12/11	179.532	178.540	179.245	166.348	166.850
Sulfuric acid.		325180-9	12/82	179.453	157.461	157.378	156.193	156.193
Secondary products and miscellaneous receipts.		325180-SM						
Miscellaneous receipts.		325180-M	12/10	344.677	344.677	344.677	344.677	—
Secondary products.		325180-S	12/10	251.649	241.065	237.745	237.596	—
Other basic organic chemical mfg.	32519		12/03	239.503	238.650	238.620	235.566	230.567
Ethyl alcohol manufacturing.	325193		12/03	255.532	257.923	260.287	254.915	238.500
Primary products.		325193-P	12/82	272.332	278.769	286.832	281.554	260.669
Ethyl alcohol.		325193-0	12/82	272.182	282.061	291.328	288.320	264.596
Distillers' dried grains (dark and light) and dried solubles.		325193-2	12/22	99.907	92.469	91.994	83.610	84.054
Secondary products and miscellaneous receipts.		325193-SM						
Secondary products.		325193-S	12/03	240.618	226.331	204.967	197.906	196.615
Cyclic crude, intermediate, and gum and wood chemical mfg.	325194		06/11	132.489	130.557	128.442	126.202	124.549
Primary products.		325194-P	06/11	147.768	148.054	147.042	143.959	142.338
Gum and wood chemicals, including wood distillation products.		325194-1	06/84	548.040	550.883	547.273	547.243	521.475
Cyclic crude and intermediate chemicals.		325194-2	12/03	255.950	256.183	254.410	247.390	247.492
Secondary products and miscellaneous receipts.		325194-SM						
All other basic organic chemical manufacturing.	325199		12/03	242.272	240.177	239.504	237.488	237.324
Primary products.		325199-P	12/82	410.873	405.385	404.439	400.416	399.699
Natural organic chemicals.		325199-E	12/08	159.729	159.823	160.589	160.223	159.592
Synthetic organic chemicals for use as flavor and perfume materials.		325199-H	12/03	133.765	184.350	184.350	184.350	—
Synthetic organic rubber-processing chemicals.		325199-K	12/03	212.518	211.834	212.234	211.906	—
Synthetic organic plasticizers.		325199-N	12/03	227.251	229.262	217.602	211.502	222.706
Other synthetic organic chemicals.		325199-R	12/03	196.021	186.685	186.178	183.021	179.344
Miscellaneous end use chemicals and chemical products, excluding urea.		325199-T	12/82	436.902	436.937	433.233	436.933	437.459
Miscellaneous cyclic and acyclic chemicals and chemical products, excluding fatty acid esters.		325199-V	12/82	380.704	369.309	371.931	354.790	353.199
Fatty acids.		325199-1	06/85	310.174	299.526	300.698	307.435	321.045
Industrial organic flavor oil mixtures and blends.		325199-7	12/08	420.664	420.664	420.664	420.664	416.353
Secondary products and miscellaneous receipts.		325199-SM						
Miscellaneous receipts.		325199-M	12/82	1,618.679	1,618.679	1,618.679	1,618.679	1,618.679
Secondary products.		325199-S	12/82	336.798	340.063	—	—	—
Resin, synthetic rubber, and artificial/synthetic fiber/filaments mfg.	3252		12/84	259.494	256.406	251.500	243.054	240.496
Resin and synthetic rubber mfg.	32521		12/03	209.829	207.410	203.285	195.606	194.008
Plastics material and resin manufacturing.	325211		12/80	344.749	340.782	334.371	322.513	319.624
Primary products.		325211-P	12/80	312.571	308.812	302.774	291.518	288.782
Thermoplastic resins and plastics materials.		325211-1	12/80	304.313	303.090	296.781	286.552	281.918
Thermosetting resins and plastics materials.		325211-4	12/80	364.998	342.725	338.833	320.336	331.604

See footnotes at end of table.

Table 11. Producer price indexes for net output of selected industries and their products, not seasonally adjusted — Continued
 [August 2023]

Title ¹	Industry code	Product code	Index base	Unadjusted index ²				
				Apr. 2023	May 2023 ^P	June 2023 ^P	July 2023 ^P	Aug. 2023 ^P
Plastics material and resin manufacturing - Continued								
Secondary products and miscellaneous receipts.....		325211-SM						
Synthetic rubber manufacturing.....	325212		06/81	261.986	258.864	250.471	234.146	234.418
Primary products.....		325212-P	06/81	259.285	256.164	247.771	231.510	231.781
Synthetic rubber (vulcanizable elastomers).....		325212-0	06/81	259.285	256.164	247.771	231.510	231.781
Secondary products and miscellaneous receipts.....		325212-SM						
Artificial fibers and filaments manufacturing.....	32522		12/03	154.977	152.400	150.948	153.851	147.926
Artificial fibers and filaments manufacturing.....	325220		06/81	157.793	155.165	153.695	156.656	150.612
Primary products.....		325220-P	06/81	162.883	160.046	158.756	161.953	155.428
Polyester manufactured fibers.....		325220-7	12/89	151.837	150.082	148.183	148.818	148.957
Other noncellulosic organic fibers, incl. polyamide, polyolefin, and producer-textured.....		325220-9	06/11	128.187	125.628	124.922	128.278	120.820
Secondary products and miscellaneous receipts.....		325220-SM						
Pesticide, fertilizer, and other agricultural chemical mfg.....	3253		12/84	307.621	298.740	288.331	276.005	273.575
Fertilizer mfg.....	32531		12/03	265.544	256.644	243.139	224.068	220.444
Nitrogenous fertilizer manufacturing.....	325311		12/79	461.176	429.743	376.106	371.452	339.211
Primary products.....		325311-P	12/79	451.281	420.290	367.469	362.892	331.408
Synthetic ammonia, nitric acid, ammonium compounds, and urea.....		325311-A	12/14	124.117	114.788	98.833	97.447	87.914
Fertilizer materials of organic origin.....		325311-7	06/03	142.539	141.916	141.479	141.479	141.479
Secondary products and miscellaneous receipts.....		325311-SM						
Secondary products.....		325311-S	12/79	544.062	544.064	534.082	532.419	483.781
Phosphatic fertilizer manufacturing.....	325312		12/79	504.371	493.211	485.970	407.344	431.866
Primary products.....		325312-P	12/79	416.321	407.112	401.070	334.523	354.693
Phosphoric acid, superphosphates, and other phosphatic fertilizer materials.....		325312-A	12/09	197.402	193.289	189.950	147.858	159.351
Mixed fertilizers, made in plants which manufacture fertilizer materials.....		325312-7	12/79	478.362	466.269	462.153	448.530	460.205
Secondary products and miscellaneous receipts.....		325312-SM						
Fertilizer, mixing only, manufacturing.....	325314		12/79	292.711	293.377	290.050	285.235	274.193
Primary products.....		325314-P	12/79	295.793	296.608	293.649	288.728	277.825
Mixed fertilizers, mixing only.....		325314-0	06/86	262.734	263.458	260.830	256.459	246.775
Mixed fertilizers, dry, mixing only.....		325314-01	06/03	207.139	207.345	205.534	203.666	196.808
Mixed fertilizers, liquid, mixing only.....		325314-02	06/86	243.644	246.258	242.425	229.949	216.821
Secondary products and miscellaneous receipts.....		325314-SM						
Miscellaneous receipts.....		325314-M	12/79	198.858	195.032	180.416	178.391	162.332
Pesticide and other agricultural chemical mfg.....	32532		12/03	162.053	158.312	156.259	156.164	156.042
Pesticide and other agricultural chemical manufacturing.....	325320		06/82	223.125	217.974	215.146	215.016	214.848
Primary products.....		325320-P	06/82	235.751	230.289	227.288	227.151	226.975
Agricultural and commercial pesticides and chemicals.....		325320-1	06/03	159.464	155.468	153.273	153.172	153.019
Lawn and garden pesticides and chemicals.....		325320-4	06/03	201.616	201.616	201.616	201.616	201.616
Household and institutional pesticides and chemicals.....		325320-7	06/03	186.275	186.275	186.275	186.275	186.959
Secondary products and miscellaneous receipts.....		325320-SM						
Pharmaceutical and medicine mfg.....	3254		12/84	567.475	566.707	566.550	568.887	569.334
Pharmaceutical and medicine mfg.....	32541		12/03	236.939	236.619	236.553	237.529	237.715
Medicinal and botanical manufacturing.....	325411		06/82	183.723	183.724	183.543	183.506	182.816
Primary products.....		325411-P	06/82	187.089	187.091	186.888	186.847	186.076
Synthetic organic medicinal chemicals, medicinal & botanical drugs, & other products.....		325411-0	12/11	104.362	104.363	104.250	104.227	103.797
Secondary products and miscellaneous receipts.....		325411-SM1						
Pharmaceutical preparation manufacturing.....	325412		06/81	894.581	893.782	893.680	897.316	898.844
Primary products.....		325412-P	06/81	978.422	977.510	977.394	981.537	983.279
Pharmaceuticals acting on the respiratory system, for human use.....		325412-A	06/01	223.849	223.849	223.849	224.158	224.158
Antihistamines and bronchodilators, including antiasthmatics.....		325412-A111	06/81	1,152.022	1,152.022	1,152.022	1,152.022	1,152.022
Other respiratory preparations.....		325412-A112	06/01	226.522	226.522	226.522	227.308	227.308
Other respiratory preparations, over-the-counter.....		325412-A112OC	05/17	108.533	108.533	108.533	108.533	-
Other respiratory preparations, prescription.....		325412-A112RX	05/17	110.462	110.462	110.462	111.241	-
Pharmaceuticals acting on the digestive or the genito-urinary systems, for human use.....		325412-D	06/01	195.201	195.201	194.201	194.201	194.201
Other digestive or genito-urinary preparations.....		325412-D112	06/01	201.697	201.697	200.664	200.664	200.664
Other digestive or genito-urinary preparations, prescription.....		325412-D112RX	05/17	101.689	101.689	101.068	101.068	101.068
Pharmaceuticals acting on the skin, for human use.....		325412-G	06/01	178.670	178.670	178.670	178.670	178.670
Other pharmaceutical preparations acting on the skin.....		325412-G311	12/09	108.949	108.949	108.949	108.949	108.949
Anti-acne preparations.....		325412-G611	12/09	106.130	106.130	106.130	106.130	106.130
Vitamin, nutrient, and hematonic preparations, for human use.....		325412-L	06/01	149.177	149.507	149.169	151.703	153.868
Multivitamins.....		325412-L111	06/81	200.536	200.536	200.536	221.704	221.704
Other vitamins and nutrients.....		325412-L112	06/01	158.558	158.558	158.025	158.025	158.025
Pharmaceuticals affecting parasitic and infective diseases, for human use.....		325412-Q	06/01	281.449	281.449	281.449	282.077	282.077

See footnotes at end of table.

Table 11. Producer price indexes for net output of selected industries and their products, not seasonally adjusted — Continued
 [August 2023]

Title ¹	Industry code	Product code	Index base	Unadjusted index ²				
				Apr. 2023	May 2023 ^P	June 2023 ^P	July 2023 ^P	Aug. 2023 ^P
Pharmaceutical preparation manufacturing - Continued								
Broad and medium spectrum antibiotics.....		325412-Q111	06/81	603.966	603.966	603.966	603.966	603.966
Systemic antivirals.....		325412-Q112	06/01	294.106	294.106	294.106	294.106	294.106
Other parasitic and infective diseases.....		325412-Q113	06/01	313.664	313.664	313.664	315.147	315.147
Pharmaceuticals for veterinary use, incl medicinal premixes/pet care products.....		325412-W	06/81	209.500	209.500	209.500	209.500	209.500
Pharmaceuticals affecting neoplasms, the endocrine system, & metabolic diseases, for human use.....								
Cancer therapy products.....		325412-1111	06/81	956.070	948.948	948.948	961.495	961.495
Insulin/antidiabetes products.....		325412-1112	06/81	1,645.550	1,645.623	1,645.623	1,649.833	1,649.930
Other neoplasms, endocrine system, and metabolic diseases.....		325412-1113	06/81	1,105.143	1,105.143	1,105.143	1,107.733	1,107.733
Hormones and oral contraceptives.....		325412-1114	12/09	226.784	226.784	226.784	226.878	226.878
Pharmaceuticals acting on the central nervous system and the sense organs, for human use.....								
Analgesics.....		325412-4	06/01	342.462	341.399	341.399	341.821	341.823
Psychotherapeutics.....		325412-4111	06/01	351.679	351.679	351.679	353.017	353.017
Antidepressants.....		325412-4112	06/81	7,375.599	7,375.599	7,375.599	7,375.599	7,376.282
Other psychotherapeutics, including tranquilizers.....		325412-41121	12/87	1,311.062	1,311.062	1,311.062	1,311.062	1,311.062
Other central nervous system and sense organs.....		325412-41123	06/01	369.907	369.907	369.907	369.907	370.223
Anticonvulsants.....		325412-4113	06/01	270.365	270.365	270.365	270.365	270.365
Analgesics, over-the-counter.....		325412-4114	12/09	257.715	221.858	221.858	221.858	221.858
Analgesics, prescription.....		325412-4111OC	05/17	106.172	106.172	106.172	110.851	110.851
Pharmaceuticals acting on the cardiovascular system, for human use.....		325412-4111RX	05/17	133.784	133.784	133.784	133.784	133.784
Other cardiovascular preparations.....		325412-7	06/81	1,714.967	1,714.967	1,714.967	1,715.808	1,715.808
Secondary products and miscellaneous receipts.....		325412-7113	06/01	559.400	559.400	559.400	559.819	559.819
Miscellaneous receipts.....		325412-SM						
Secondary products.....		325412-M	06/81	576.860	576.860	576.860	576.860	—
		325412-S	06/81	318.337	318.337	318.337	318.381	318.381
In-vitro diagnostic substance manufacturing.....								
Primary products.....	325413		03/80	288.186	286.591	286.655	286.772	284.649
In-vitro diagnostic substances.....		325413-P	06/87	203.253	202.176	202.225	202.275	200.650
Secondary products and miscellaneous receipts.....		325413-0	06/91	180.486	179.529	179.573	179.618	178.174
Secondary products.....		325413-SM						
		325413-S	03/80	433.305	—	—	—	—
Other biological product manufacturing.....								
Primary products.....	325414		06/91	253.348	252.746	252.231	254.676	254.676
Biological products, excluding diagnostic, for veterinary, industrial, and all other misc. uses.....		325414-P	06/91	262.498	261.844	261.286	264.455	264.455
Biological products, excluding diagnostic, for human use.....		325414-A	03/80	200.100	198.646	197.402	199.479	199.479
Secondary products and miscellaneous receipts.....		325414-T	06/09	151.940	151.940	151.940	153.909	153.909
		325414-SM1						
Paint, coating & adhesive mfg.....	3255		12/03	237.175	237.352	237.150	236.875	236.705
Paint and coating mfg.....	32551		06/83	418.982	419.205	419.016	418.238	418.207
Paint and coating manufacturing.....								
Primary products.....	325510		06/83	418.279	418.502	418.313	417.536	417.507
Miscellaneous allied paint products including paint and varnish removers, thinners, etc.....		325510-P	06/83	425.122	425.409	425.212	424.401	424.458
Architectural coatings.....		325510-B	12/88	385.515	385.485	382.611	382.582	382.582
Exterior architectural coatings.....		325510-1	06/83	503.452	503.410	503.425	503.413	503.631
Interior architectural coatings.....		325510-11	12/12	186.217	186.174	186.190	186.177	186.242
Interior architectural coatings.....		325510-12	12/12	153.739	153.739	153.739	153.739	153.813
Product finishes for original equipment manufacturers (OEM), excluding marine coatings.....		325510-4	06/83	270.816	270.642	270.766	268.958	268.288
Transportation finishes, except powdered and high-solids coatings.....		325510-41	12/12	120.621	121.628	121.897	120.225	118.767
All other product finishes for original equipment manufacturers (OEM), excluding marine coating.....		325510-42	12/12	152.175	151.725	151.725	150.991	150.991
Special purpose coatings incl. marine, industrial, construction and maintenance coatings, etc.....		325510-7	06/83	532.374	534.615	534.660	533.029	534.024
Automotive, other transportation and machinery refinish paints and enamels, including primers.....		325510-71	12/12	148.989	148.041	149.271	149.222	154.841
Special purpose coatings, including all marine coatings and traffic marking paints.....		325510-72	12/12	148.368	149.075	149.024	148.548	148.546
Secondary products and miscellaneous receipts.....		325510-SM						
Secondary products.....		325510-S	06/83	349.276	349.276	349.276	349.276	349.276
Adhesive mfg.....	32552		12/03	221.094	221.352	220.991	221.037	220.599
Adhesive manufacturing.....								
Primary products.....	325520		12/83	359.593	360.012	359.425	359.499	358.789
Nonstructural caulking compounds and sealants.....		325520-P	12/83	362.728	363.161	362.552	362.601	361.862
Structural sealants (load bearing).....		325520-A	12/06	221.269	221.512	221.512	221.512	221.512
Synthetic resin & rubber adhesives, incl all types of bonding & laminating adhesives.....		325520-B	12/06	132.807	132.807	132.807	132.807	132.807
Epoxy adhesives.....		325520-4	12/83	374.341	374.905	373.852	373.936	372.659
Other synthetic resin and rubber adhesives.....		325520-41	06/06	204.020	205.507	205.507	205.507	205.507
Other synthetic resin and rubber adhesives.....		325520-46	06/97	246.342	246.279	244.535	244.674	244.410
Secondary products and miscellaneous receipts.....		325520-SM						

See footnotes at end of table.

Table 11. Producer price indexes for net output of selected industries and their products, not seasonally adjusted — Continued
[August 2023]

Title ¹	Industry code	Product code	Index base	Unadjusted index ²				
				Apr. 2023	May 2023 ^P	June 2023 ^P	July 2023 ^P	Aug. 2023 ^P
Adhesive manufacturing - Continued								
Secondary products.....		325520-S	12/83	311.648	311.268	311.299	313.170	313.254
Soap, cleaners, and toilet preparation mfg.....	3256		12/84	212.509	213.047	213.451	213.458	213.488
Soap & cleaning compound mfg.....	32561		12/03	181.486	181.401	181.813	181.787	181.834
Soap and other detergent manufacturing.....	325611		06/83	225.165	225.283	225.535	225.679	225.763
Primary products.....		325611-P	06/83	228.211	228.333	228.321	228.469	228.563
Soaps and detergents, commercial, industrial, and institutional.....		325611-1	06/83	337.079	337.371	337.371	338.419	338.431
Commercial, industrial, and institutional hard surface cleaners.....		325611-11	06/07	144.004	144.004	144.004	144.004	144.004
Commercial, industrial, and institutional laundry detergents.....		325611-12	06/07	180.598	180.598	180.598	180.598	180.598
Commercial, industrial, and institutional dishwashing detergents.....		325611-13	12/11	168.509	168.509	168.509	168.509	168.509
Commercial, industrial, and institutional metal cleaners.....		325611-14	12/11	149.354	149.354	149.354	149.354	149.354
Dairy, farm, and food plant cleaners, sanitizers, etc.....		325611-16	06/07	158.497	158.497	158.497	158.497	—
Commercial, industrial, and institutional soaps, excluding specialty cleaners.....		325611-17	06/07	162.006	162.539	162.539	162.528	162.548
Household detergents.....		325611-4	06/83	185.059	185.184	185.230	185.683	186.164
Household alkaline detergents and cleaners.....		325611-45	05/18	140.145	140.242	140.279	140.632	141.007
Household dry and liquid laundry detergents.....		325611-46	05/18	118.126	118.126	118.126	118.126	118.126
Soaps, excluding specialty cleaners, household.....		325611-7	06/83	223.341	223.341	223.261	222.120	222.120
Secondary products and miscellaneous receipts.....		325611-SM						
Miscellaneous receipts.....		325611-M	06/83	234.914	234.914	234.914	234.914	234.872
Secondary products.....		325611-S	06/83	202.034	202.142	205.254	205.405	205.407
Polish and other sanitation good mfg.....	325612		06/83	248.696	248.836	248.837	248.896	248.901
Primary products.....		325612-P	06/83	258.300	258.420	258.420	258.487	258.487
Polishing preparations and related products.....		325612-7	06/83	304.504	304.050	304.050	304.050	304.050
Specialty cleaning and sanitation products.....		325612-8	05/17	119.579	119.744	119.744	119.807	119.807
Disinfectants, nonagricultural, industrial and institutional.....		325612-81	05/17	141.844	141.844	141.844	141.844	141.844
Air and room fresheners.....		325612-83	06/83	188.370	188.370	188.370	188.370	188.370
Laundry fabric softeners and rinses, liquid and dry.....		325612-88	05/17	111.947	113.122	113.122	114.188	114.188
Other specialty cleaning and sanitation products.....		325612-89	06/89	190.633	190.907	190.907	190.907	190.907
Secondary products and miscellaneous receipts.....		325612-SM						
Miscellaneous receipts.....		325612-M	06/83	179.696	179.696	179.696	179.696	179.696
Surface active agent manufacturing.....	325613		12/83	336.485	334.991	337.506	336.615	336.650
Primary products.....		325613-P	12/83	367.518	365.813	368.732	368.732	368.732
Surfactants, finishing agents, and assistants.....		325613-0	12/83	367.518	365.813	368.732	368.732	368.732
Textile and leather assistants and finishes.....		325613-01	12/83	236.625	232.671	228.311	—	—
Surfactants (bulk surface active agents).....		325613-02	12/83	420.760	420.760	428.366	428.366	428.366
Secondary products and miscellaneous receipts.....		325613-SM						
Toilet preparation mfg.....	32562		12/03	132.375	133.055	133.260	133.286	133.291
Toilet preparation manufacturing.....	325620		03/80	240.743	241.981	242.353	242.400	242.410
Primary products.....		325620-P	03/80	241.247	242.533	243.073	243.122	243.122
Denture cleaners, mouthwashes, gargles, and rinses.....		325620-A	12/03	146.471	146.471	146.645	146.645	146.645
Creams, lotions, and oils, excluding shaving, hair, and deodorant.....		325620-D	03/80	236.754	236.754	236.754	236.754	236.754
Other cosmetics and toilet preparations.....		325620-G	06/99	123.884	125.423	126.041	126.041	126.041
Shaving preparations.....		325620-1	03/80	249.436	249.436	249.436	250.038	250.038
Perfumes, toilet waters, and colognes.....		325620-4	03/80	243.462	243.462	243.462	243.462	243.462
Hair preparations (including shampoos).....		325620-7	03/80	272.947	272.947	272.947	273.220	273.220
Hair preparations incl professional, consumer, and cream/gel shampoos.....		325620-71	06/07	153.501	153.501	153.501	153.697	153.697
Hair tonics and hair dressings incl professional and consumer use.....		325620-72	06/07	126.653	126.653	126.653	126.653	126.653
Secondary products and miscellaneous receipts.....		325620-SM						
Secondary products.....		325620-S	03/80	380.668	381.487	375.620	375.600	376.043
Other chemical product & preparation mfg.....	3259		12/03	176.040	177.052	175.181	174.535	175.175
Printing ink mfg.....	32591		12/03	194.140	194.246	194.270	194.093	192.534
Printing ink manufacturing.....	325910		06/84	260.260	260.401	260.433	260.195	258.103
Primary products.....		325910-P	06/84	264.832	264.957	264.990	264.743	262.575
Flexographic printing inks.....		325910-A	06/84	308.638	308.638	308.638	308.638	297.132
Nonimpact/digital inks.....		325910-E	06/05	225.152	225.411	225.450	224.258	224.258
All other printing inks.....		325910-H	06/84	234.359	234.758	234.963	235.964	238.105
Lithographic and offset inks.....		325910-6	06/84	251.716	251.751	251.751	251.742	253.053
News and nonheat web offset printing inks.....		325910-61	12/89	347.624	347.624	347.624	347.624	348.396
Publication and commercial web inks.....		325910-62	12/97	167.069	167.069	167.069	167.069	167.922
Sheet-fed general inks.....		325910-63	12/97	162.305	162.443	162.443	162.407	161.904
Sheet-fed packaging inks.....		325910-64	06/05	148.548	148.548	148.548	148.548	150.506
Gravure printing inks.....		325910-7	06/84	172.981	172.966	172.966	172.966	172.966
Secondary products and miscellaneous receipts.....		325910-SM						
Miscellaneous receipts.....		325910-M	06/84	189.805	189.805	189.805	189.805	189.805
Explosives mfg.....	32592		12/06	155.249	154.328	154.344	154.846	154.212

See footnotes at end of table.

Table 11. Producer price indexes for net output of selected industries and their products, not seasonally adjusted — Continued
[August 2023]

Title ¹	Industry code	Product code	Index base	Unadjusted index ²				
				Apr. 2023	May 2023 ^P	June 2023 ^P	July 2023 ^P	Aug. 2023 ^P
Explosives manufacturing.....	325920		12/80	394.301	391.960	392.003	393.278	391.667
Primary products.....		325920-P	12/80	354.065	351.000	351.793	352.635	350.907
Explosives and blasting accessories.....		325920-0	12/80	356.364	353.280	354.077	354.925	353.185
Secondary products and miscellaneous receipts.....		325920-SM						
All other chemical product & preparation mfg.....	32599		12/03	173.598	174.834	172.651	171.878	172.831
Custom compounding of purchased resins.....	325991		06/93	203.610	203.793	203.264	200.360	200.416
Primary products.....		325991-P	06/93	212.670	212.861	212.308	209.274	209.334
Custom compounding of purchased resins and color concentrates.....		325991-0	06/93	211.605	211.796	211.245	208.227	208.286
Secondary products and miscellaneous receipts.....		325991-SM						
Photographic Film, Paper, Plate, Chemical, and Copy Toner Manufacturing.....	325992		12/03	157.214	163.034	155.532	156.339	158.347
Primary products.....		325992-P	12/03	169.952	176.644	167.898	168.855	170.718
Photographic sensitized film, plates, paper, & cloth.....		325992-T	06/07	184.505	194.713	181.102	182.561	185.513
Photographic sensitized film, plates, paper, & cloth, silver-halide-type (excl X-ray).....		325992-T1	01/00	175.128	186.686	171.073	172.725	176.067
Photographic sensitized film, plates, paper & cloth, other than silver-halide-type (incl X-ray).....		325992-T3	12/03	172.745	172.745	173.784	173.784	173.784
Prepared photographic chemicals.....		325992-5	12/83	80.415	80.415	80.704	80.704	80.586
Secondary products and miscellaneous receipts.....		325992-SM						
Other miscellaneous chemical product manufacturing.....	325998		06/85	261.562	262.133	259.997	259.489	261.121
Primary products.....		325998-P	06/85	255.395	255.969	253.677	253.468	255.224
Water treating compounds.....		325998-A	06/85	227.022	227.928	213.983	215.289	221.603
All other chemical preparations, including essential oils, matches, and gelatin.....		325998-J	06/85	275.899	275.034	276.008	276.696	277.120
Secondary products and miscellaneous receipts.....		325998-SM						
Miscellaneous receipts.....		325998-M	12/03	165.307	165.307	165.307	165.307	165.307
Secondary products.....		325998-S	06/85	365.856	367.834	368.133	349.950	349.448
Plastics and rubber products mfg.....	326		12/84	252.893	252.002	251.289	250.907	250.345
Plastics product mfg.....	3261		06/93	224.660	223.937	223.251	222.742	222.163
Unsupported plastics film, sheet, and bag mfg.....	32611		12/03	200.208	199.117	197.198	196.528	195.489
Plastics bag and pouch manufacturing.....	326111		12/03	212.329	211.827	211.607	211.627	210.884
Primary products.....		326111-P	12/03	215.267	214.754	214.665	214.777	214.214
Single-web film specialty bags, pouches, and liners.....		326111-1	12/83	329.007	328.228	328.091	328.285	327.515
Polyethylene grocery and variety bags and pouches.....		326111-11	06/07	167.186	163.141	163.141	162.914	163.119
Polyethylene refuse bags.....		326111-12	06/07	147.527	148.525	148.525	148.249	147.499
Other polyethylene bags, pouches, and liners.....		326111-15	06/07	182.610	182.777	182.538	183.208	182.422
Coextruded single-web film specialty bags, pouches, & liners.....		326111-16	06/13	136.130	136.130	136.130	136.130	135.909
Multiweb film/film combination specialty bags, pouches, and liners.....		326111-3	12/03	206.751	206.092	206.092	205.414	201.800
Secondary products and miscellaneous receipts.....		326111-SM						
Secondary products.....		326111-S	12/03	227.775	227.170	227.601	225.191	219.013
Plastics packaging film and sheet mfg.....	326112		12/03	173.690	172.339	173.125	172.085	170.556
Primary products.....		326112-P	12/03	176.067	174.621	175.483	174.380	172.653
Single-web film, rolls, and sheets, including coextruded, for flexible packaging uses.....		326112-1	12/87	270.385	269.277	268.750	267.807	267.460
Single-web film, rolls, and sheets for flexible packaging uses.....		326112-11	06/07	176.197	175.436	175.436	175.132	175.132
Coextruded single-web film, for flexible packaging uses.....		326112-12	06/07	156.959	156.462	154.864	153.146	152.093
Film/film multiweb laminated rolls and sheets, excluding foil, for flexible packaging uses.....		326112-3	12/87	194.506	189.237	196.293	192.594	183.091
Secondary products and miscellaneous receipts.....		326112-SM						
Secondary products.....		326112-S	12/03	169.814	169.630	169.412	169.123	170.278
Nonpackaging plastics film and sheet mfg.....	326113		06/93	240.315	238.967	232.449	231.612	230.816
Primary products.....		326113-P	12/82	297.806	296.419	288.105	286.965	286.075
Unlaminated plastics film and sheet, excluding packaging.....		326113-0	12/82	297.806	296.419	288.105	286.965	286.075
Unlaminated polyethylene film and sheet.....		326113-01	06/93	291.612	291.397	282.227	281.417	279.717
Unlaminated vinyl and vinyl copolymer film and sheet.....		326113-03	06/93	258.707	258.707	256.970	256.970	256.970
Miscellaneous unlaminated plastics film and sheet.....		326113-04	06/93	225.432	225.227	219.102	218.170	218.170
Secondary products and miscellaneous receipts.....		326113-SM						
Secondary products.....		326113-S	06/93	177.415	172.241	170.708	171.499	169.621
Plastics pipe/fitting/unsupported shapes mfg.....	32612		12/03	286.528	283.924	282.830	277.546	274.682
Unlaminated plastics profile shape mfg.....	326121		06/93	179.277	179.754	181.476	174.581	170.734
Primary products.....		326121-P	12/82	232.432	233.112	235.652	225.481	220.024
Unlaminated plastics profile shapes.....		326121-0	12/82	232.432	233.112	235.652	225.481	220.024
Secondary products and miscellaneous receipts.....		326121-SM						
Plastics pipe and pipe fitting manufacturing.....	326122		06/93	495.116	487.910	482.933	478.400	476.084
Primary products.....		326122-P	12/82	479.067	471.985	467.137	462.723	460.451
Plastics pipe.....		326122-1	12/82	471.440	464.462	459.283	454.990	450.906
Plastics drain, waste, and vent pipe.....		326122-11	06/87	249.898	248.260	246.845	246.184	244.992

See footnotes at end of table.

Table 11. Producer price indexes for net output of selected industries and their products, not seasonally adjusted — Continued
 [August 2023]

Title ¹	Industry code	Product code	Index base	Unadjusted index ²				
				Apr. 2023	May 2023 ^P	June 2023 ^P	July 2023 ^P	Aug. 2023 ^P
Plastics pipe and pipe fitting manufacturing - Continued								
Plastics water pipe.....		326122-13	06/87	436.251	428.254	420.579	417.583	408.915
Plastics sewer, stormdrain, and water main pipe.....		326122-18	12/17	217.431	213.728	210.703	209.767	206.631
Other plastics pipe.....		326122-1B	07/87	524.527	524.527	524.527	477.655	477.655
Plastics pipe fittings and unions.....		326122-3	12/03	436.279	429.869	427.364	423.104	429.706
Secondary products and miscellaneous receipts.....		326122-SM						
Miscellaneous receipts.....		326122-M	12/99	225.837	226.486	221.854	218.366	222.621
Secondary products.....		326122-S1	12/17	148.254	149.682	149.755	149.662	149.347
Laminated plastics plate, sheet, and shape mfg.....	32613		12/03	170.601	171.387	171.639	171.641	171.641
Laminated plastics plate, sheet (except packaging), and shape manufacturing.....								
Primary products.....	326130	326130-P	12/82	212.202	213.180	213.493	213.495	213.495
Laminated plastics plates, sheet (except packaging), and shapes.....		326130-0	12/82	277.785	278.881	279.306	279.306	279.306
Secondary products and miscellaneous receipts.....		326130-SM						
Secondary products.....		326130-S	06/93	195.277	195.277	195.280	—	—
Polystyrene foam product mfg.....	32614		12/03	325.085	322.653	318.120	318.016	317.500
Polystyrene foam product manufacturing.....								
Primary products.....	326140	326140-P	12/03	325.229	322.799	318.269	318.166	317.651
Packaging, polystyrene foam products.....		326140-2	12/03	316.982	313.921	308.190	308.071	307.278
Polystyrene foam food containers.....		326140-21	06/06	378.005	373.113	370.503	369.759	368.070
Polystyrene foam protective shipping pads, shaped cushioning, etc.....		326140-22	06/06	327.541	321.024	322.049	321.057	319.868
Building and construction polystyrene foam products.....		326140-3	12/03	318.200	318.200	310.062	310.062	308.145
Consumer and institutional polystyrene foam products.....		326140-5	12/03	243.597	243.597	227.602	225.490	224.555
All other polystyrene foam products incl. transportation application uses.....		326140-9	12/82	408.372	402.538	400.326	402.731	402.587
Secondary products and miscellaneous receipts.....		326140-SM	06/06	195.893	195.893	193.824	193.824	193.824
Foam product (ex polystyrene) mfg.....	32615		12/03	195.645	195.457	195.522	194.135	194.146
Urethane and other foam product mfg.....								
Primary products.....	326150	326150-P	12/03	195.623	195.435	195.500	194.114	194.124
Packaging polyurethane foam products.....		326150-2	12/03	190.025	189.854	189.865	188.543	188.543
Furniture and furnishings polyurethane foam products.....		326150-4	12/82	295.101	295.101	295.101	295.101	295.101
Polyurethane foam formed and slab stock for pillows, seating, and cushioning.....		326150-41	12/82	293.469	292.846	292.885	288.058	288.058
Consumer and institutional polyurethane foam products.....		326150-5	12/05	162.527	161.142	161.228	159.893	159.893
All other miscellaneous polyurethane foam products.....		326150-6	12/03	238.757	—	—	—	—
Products made of foam other than polystyrene or polyurethane.....		326150-9	12/03	120.944	120.944	120.944	120.944	120.944
Secondary products and miscellaneous receipts.....		326150-SM	12/99	164.214	164.214	164.214	164.214	164.214
Secondary products.....		326150-S	12/03	261.324	260.617	262.708	259.874	260.277
Plastics bottle mfg.....	32616		12/03	147.622	148.384	149.087	148.811	148.145
Plastics bottle manufacturing.....								
Primary products.....	326160	326160-P	06/93	166.387	167.247	168.039	167.728	166.977
Plastics bottles.....		326160-0	12/82	185.593	186.491	187.444	187.122	186.337
Secondary products and miscellaneous receipts.....		326160-SM	06/87	176.851	177.706	178.614	178.307	177.559
Other plastics product mfg.....	32619		12/03	182.445	182.095	182.022	182.342	182.270
Plastics plumbing fixture manufacturing.....								
Primary products.....	326191	326191-P	06/93	205.151	204.330	204.462	205.176	205.266
Plastics plumbing fixtures.....		326191-0	06/93	206.918	206.093	206.202	206.918	206.918
Secondary products and miscellaneous receipts.....		326191-SM	06/93	206.918	206.093	206.202	206.918	206.918
Miscellaneous receipts.....		326191-M	12/04	101.201	101.201	101.201	102.587	103.120
All other plastics product manufacturing.....								
Primary products.....	326199	326199-P	06/93	201.615	201.248	201.156	201.494	201.406
All other reinforced and fiberglass plastics products.....		326199-A	06/87	238.274	237.960	237.484	237.873	237.834
Consumer/institutional/commercial fabricated plastics products (excl. foam and wire coated).....		326199-C	06/93	265.863	267.108	267.018	268.551	268.551
Transportation fabricated plastics products (excluding foam and reinforced plastics).....		326199-1	06/93	215.983	216.197	216.400	216.534	216.986
Electrical and electronic fabricated plastics (excluding foam and reinforced plastics).....		326199-2	06/93	138.861	137.939	137.541	137.541	137.541
Industrial machinery plastics products, excluding foam (incl. gears, bearings, etc.).....		326199-3	12/82	143.516	143.336	144.874	146.930	144.698
Plastics packaging (excluding film, sheet, foam, and bottles).....		326199-4	06/93	203.381	203.381	203.381	203.381	203.381
Building & construction fabricated plastics products (excl foam, plumbing fixtures, hardware).....		326199-8	06/93	206.641	207.283	205.326	204.377	203.978
Secondary products and miscellaneous receipts.....		326199-SM	12/03	181.646	180.621	180.749	182.298	182.392
Miscellaneous receipts.....		326199-M	12/99	186.448	182.310	182.746	184.311	183.741
Secondary products.....		326199-S	06/93	172.923	175.138	179.669	178.703	178.266
Rubber product mfg.....	3262		12/03	195.226	194.258	193.918	194.315	194.199
Tire mfg.....	32621		06/81	220.406	218.892	218.590	218.306	218.286

See footnotes at end of table.

Table 11. Producer price indexes for net output of selected industries and their products, not seasonally adjusted — Continued
[August 2023]

Title ¹	Industry code	Product code	Index base	Unadjusted index ²				
				Apr. 2023	May 2023 ^P	June 2023 ^P	July 2023 ^P	Aug. 2023 ^P
Tire manufacturing, except retreading.....	326211		06/81	220.417	218.902	218.601	218.316	218.297
Primary products.....		326211-P	06/81	203.978	202.551	202.266	201.998	201.982
Tread rubber, tire sundries, and repair materials.....		326211-H	06/81	306.656	306.490	304.428	304.723	304.723
Pneumatic tires (including passenger, truck, bus, tractor, industrial, and other tires).....		326211-0	12/11	122.944	122.024	121.865	121.688	121.678
Passenger car pneumatic tires (casings).....		326211-01	06/81	185.372	185.119	185.179	184.848	184.825
Truck and bus (including off-the-highway) pneumatic tires.....		326211-03	06/81	197.736	189.664	189.422	189.422	189.422
Secondary products and miscellaneous receipts.....		326211-SM						
Rubber and plastics hose and belting.....	326222		12/03	206.664	204.994	204.528	205.335	205.359
Rubber and plastics hose and belting mfg.....	326220		12/81	330.429	327.759	327.014	328.304	328.343
Primary products.....		326220-P	12/81	332.324	329.551	328.778	330.118	330.192
Rubber and plastics belt and belting mfg.....		326220-D	12/11	147.581	147.009	146.192	146.263	146.308
Rubber and plastics transmission belts and belting (excluding flat).....		326220-D2	12/81	234.965	234.965	234.965	235.262	235.452
Rubber and plastic hose mfg.....		326220-H	12/11	132.022	130.240	130.421	131.493	131.510
Rubber and plastics hose for on- and off-highway motor vehicles.....		326220-H3	12/04	152.725	150.609	150.609	156.378	158.737
Industrial rubber and plastics hose without fittings.....		326220-H4	12/04	161.522	161.522	161.522	161.522	161.522
Rubber and plastics water hose (incl. fire, irrigation, etc.).....		326220-H5	12/04	248.713	234.207	234.207	226.153	219.916
Secondary products and miscellaneous receipts.....		326220-SM						
Other rubber product mfg.....	32629		12/88	216.488	216.175	215.729	216.969	216.649
Rubber product mfg. for mechanical use.....	326291		12/88	172.656	172.406	172.414	173.454	173.455
Primary products.....		326291-P	12/88	163.495	163.242	163.227	164.281	164.291
Other extruded rubber mechanical goods (excl. auto)(excl. tubing).....		326291-C	12/03	149.280	150.303	150.303	150.303	150.303
Molded rubber mechanical goods, automotive.....		326291-1	06/83	119.212	119.263	119.299	120.864	120.864
Molded rubber mechanical goods, transportation (excluding automotive)/off-highway machinery.....		326291-2	12/03	155.469	155.517	155.704	155.704	155.433
Other molded rubber mechanical goods (excluding tubing).....		326291-9	12/03	189.925	187.855	187.855	187.855	188.239
Secondary products and miscellaneous receipts.....		326291-SM						
Secondary products.....		326291-S	06/83	286.546	286.546	287.337	287.214	286.923
All other rubber product manufacturing.....	326299		06/83	282.775	282.374	281.381	282.953	282.257
Primary products.....		326299-P	06/83	285.045	284.851	283.749	285.496	284.999
Rubber druggist and medical sundries, excluding gloves.....		326299-A	12/03	146.108	146.108	—	—	—
All other miscellaneous rubber goods.....		326299-B	06/83	243.642	243.087	243.087	243.087	242.581
Rubber compounds or mixtures for sale or interplant transfer.....		326299-6	06/83	317.686	317.686	313.544	312.362	310.021
All other industrial rubber products.....		326299-7	06/83	315.292	315.962	315.962	323.768	325.455
Secondary products and miscellaneous receipts.....		326299-SM						
Nonmetallic mineral product manufacturing.....	327		12/84	285.431	286.584	286.719	287.113	287.059
Clay product and refractory manufacturing.....	3271		12/03	176.196	177.296	177.399	177.681	177.902
Pottery, ceramics, and plumbing fixture mfg.....	32711		12/84	272.891	273.840	272.908	275.025	275.025
Pottery, ceramics, and plumbing fixture mfg.....	327110		12/11	149.973	150.494	149.982	151.145	151.145
Primary products.....		327110-P	12/11	145.203	145.747	145.213	146.427	146.427
Vitreous china, porcelain, and earthenware (semivitreous) table and kitchenware.....		327110-5	12/06	146.673	146.673	146.673	140.697	140.697
All other pottery products (including china decorated for the trade).....		327110-6	12/06	165.032	168.745	168.745	168.745	168.745
Porcelain, steatite, and other ceramic electrical products.....		327110-7	12/85	322.554	322.065	319.482	326.331	326.331
Secondary products and miscellaneous receipts.....		327110-SM						
Clay building material and refractories mfg.....	32712		12/03	176.693	177.985	178.359	178.224	178.527
Clay building material and refractories mfg.....	327120		12/11	139.336	140.354	140.649	140.543	140.788
Primary products.....		327120-P	12/11	139.901	140.944	141.246	141.138	141.058
Brick and structural clay tile.....		327120-1	12/84	253.118	253.542	253.542	253.542	253.249
Building or common brick.....		327120-11	12/84	250.453	250.878	250.878	250.878	250.585
Glazed brick and other brick (paving, floor, and sewer).....		327120-12	12/04	195.664	195.664	195.664	195.664	195.664
Clay floor and wall tile, glazed and unglazed (including quarry tile and ceramic mosaic tile).....		327120-2	06/85	116.149	118.930	119.947	119.947	119.947
Nonclay refractories (excluding dead-burned magnesia).....		327120-6	12/04	202.024	205.111	205.637	204.554	204.124
Clay refractories.....		327120-7	12/04	218.379	218.379	218.379	218.379	218.379
All other structural clay products, excluding clay refractories.....		327120-9	12/85	300.909	300.909	300.909	300.909	300.909
Secondary products and miscellaneous receipts.....		327120-SM						
Miscellaneous receipts.....		327120-M	12/11	140.513	140.513	140.513	140.513	140.513
Glass and glass product manufacturing.....	3272		12/03	168.012	167.276	168.040	167.006	165.623
Glass and glass product manufacturing.....	32721		12/03	168.012	167.276	168.040	167.006	165.623
Flat glass manufacturing.....	327211		12/80	149.673	149.966	152.165	148.354	146.725
Primary products.....		327211-P	12/80	143.384	143.668	145.882	142.194	140.618
Flat glass (float, sheet, and plate process), made by flat glass producers.....		327211-1	12/80	147.013	147.462	150.966	145.130	—
Other glass products, made by flat glass producers.....		327211-4	12/06	170.875	170.875	170.875	170.875	170.875
Secondary products and miscellaneous receipts.....		327211-SM						

See footnotes at end of table.

Table 11. Producer price indexes for net output of selected industries and their products, not seasonally adjusted — Continued
[August 2023]

Title ¹	Industry code	Product code	Index base	Unadjusted index ²				
				Apr. 2023	May 2023 ^P	June 2023 ^P	July 2023 ^P	Aug. 2023 ^P
Other pressed and blown glass and glassware.....	327212		06/83	200.816	202.466	202.466	202.547	202.203
Primary products.....		327212-P	06/83	200.287	200.692	200.692	200.774	200.424
Glass fiber and machine-made pressed and blown glass and glassware, made by glass producers.....		327212-B	06/12	151.882	151.882	151.882	151.945	151.675
Handmade pressed and blown glass and glassware, made by glass producers.....		327212-9	12/04	132.088	145.489	145.489	145.489	145.489
Secondary and miscellaneous receipts.....		327212-SM						
Glass container manufacturing.....	327213		06/82	277.779	279.324	279.324	278.875	280.052
Primary products.....		327213-P	06/82	278.890	280.444	280.444	279.992	281.175
Glass containers (including value of packaging).....		327213-0	12/03	200.606	201.724	201.724	201.399	202.250
Secondary products and miscellaneous receipts.....		327213-SM1						
Glass product mfg. made of purchased glass.....	327215		06/83	213.010	209.979	210.875	210.190	207.167
Primary products.....		327215-P	06/83	206.758	203.785	204.657	203.985	201.040
Pressed and blown glassware, made from purchased glass.....		327215-E	12/22	105.648	104.743	104.621	104.448	104.159
Other glass products, made from purchased glass.....		327215-F	06/83	200.873	198.780	198.363	198.784	196.323
Mirrors (decorated and undecorated), made from purchased glass.....		327215-9	06/83	205.768	199.459	205.178	200.750	195.074
Secondary products and miscellaneous receipts.....		327215-SM						
Secondary products.....		327215-S	06/83	249.192	249.192	249.183	249.179	249.189
Cement and concrete product manufacturing.....	3273		12/03	232.051	233.934	233.903	235.094	235.795
Cement manufacturing.....	32731		06/82	327.089	329.019	328.703	332.843	332.843
Cement manufacturing.....	327310		06/82	327.097	329.026	328.710	332.851	332.851
Primary products.....		327310-P	06/82	322.639	324.554	324.240	328.215	328.215
Cement, hydraulic (including cost of shipping containers).....		327310-0	06/89	318.952	320.845	320.535	324.464	324.464
Secondary products and miscellaneous receipts.....		327310-SM						
Ready-mix concrete manufacturing.....	32732		12/03	235.186	238.014	237.095	238.737	239.732
Ready-mix concrete manufacturing.....	327320		06/81	364.649	369.034	367.609	370.155	371.698
Primary products.....		327320-P	06/81	360.606	365.081	363.627	366.189	367.763
Northeast region ready-mix concrete.....		327320-A	12/12	158.275	164.800	164.042	164.042	164.042
Midwest region ready-mix concrete.....		327320-B	12/12	161.410	163.568	161.030	163.215	163.215
South region ready-mix concrete.....		327320-C	12/12	161.231	162.728	162.877	164.584	165.017
West region ready-mix concrete.....		327320-D	12/12	175.431	176.426	176.120	175.921	178.086
Secondary products and miscellaneous receipts.....		327320-SM						
Miscellaneous receipts.....		327320-M	06/81	401.827	401.827	401.827	404.918	404.918
Secondary products.....		327320-S	06/81	411.219	411.219	411.219	412.141	412.141
Concrete pipe, brick, and block manufacturing.....	32733		12/03	213.299	213.630	214.848	214.338	214.061
Concrete block and brick manufacturing.....	327331		06/81	349.973	350.169	350.374	350.764	352.581
Primary products.....		327331-P	06/81	362.348	362.447	362.667	363.009	364.949
Concrete block and brick.....		327331-0	12/06	171.828	171.874	171.979	172.141	173.061
Structural concrete block, lightweight units (weighing less than 105 lb/cubic ft.) (dry weight).....		327331-01	06/81	331.116	331.116	331.116	331.116	333.171
Structural concrete block, mediumweight units (weighing 105 - 124 lb/cubic ft.) (dry weight).....		327331-02	06/81	429.138	431.365	432.080	432.080	432.080
Structural concrete block, normalweight units (weighing 125 lb or more/cubic ft.) (dry weight).....		327331-03	06/81	396.107	396.107	397.847	400.994	405.431
Decorative concrete block (including screen, split, slump, shadowal block, etc.).....		327331-04	06/81	318.913	318.913	318.913	318.913	323.911
Concrete pavers (including grid, interlocking, etc.).....		327331-05	06/81	360.667	360.667	360.667	360.667	360.667
Concrete brick.....		327331-06	06/81	336.455	336.455	336.455	336.455	336.455
Secondary products and miscellaneous receipts.....		327331-SM						
Miscellaneous receipts.....		327331-M	06/81	299.933	299.933	299.933	304.821	304.821
Secondary products.....		327331-S	06/81	313.569	317.519	317.519	318.100	318.278
Concrete pipe manufacturing.....	327332		12/03	224.673	225.627	230.002	227.348	223.110
Primary products.....		327332-P	12/03	223.592	224.535	228.287	226.015	221.752
Concrete pipe.....		327332-0	12/03	223.592	224.535	228.287	226.015	221.752
Concrete storm sewer pipe.....		327332-02	12/99	285.861	286.922	286.600	286.663	284.870
Concrete pipe, except concrete culvert and storm sewer pipe.....		327332-03	06/94	263.065	263.557	271.812	271.812	271.812
Secondary products and miscellaneous receipts.....		327332-SM1						
Other concrete product manufacturing.....	32739		12/03	240.354	241.097	242.480	243.084	243.846
Other concrete product manufacturing.....	327390		12/03	240.377	241.119	242.505	243.109	243.872
Primary products.....		327390-P	12/03	237.792	238.563	239.680	240.327	241.037
Precast concrete products.....		327390-1	12/79	428.980	430.796	433.454	434.848	435.885
Precast concrete slabs and tile, roof and floor units.....		327390-11	07/85	394.101	394.101	394.101	394.101	394.101
Precast concrete architectural wall panels.....		327390-12	11/84	355.603	357.649	357.649	357.706	357.706
Burial vaults and boxes, precast concrete.....		327390-13	12/79	473.472	473.472	473.472	473.472	473.472
Precast concrete products (excl burial vaults and boxes, slabs and tile, and arch. wall panels).....		327390-14	12/79	402.792	404.697	408.104	409.879	411.209
Prestressed concrete products.....		327390-4	12/79	420.717	419.937	418.681	418.681	421.169

See footnotes at end of table.

Table 11. Producer price indexes for net output of selected industries and their products, not seasonally adjusted — Continued
[August 2023]

Title ¹	Industry code	Product code	Index base	Unadjusted index ²				
				Apr. 2023	May 2023 ^P	June 2023 ^P	July 2023 ^P	Aug. 2023 ^P
Other concrete product manufacturing - Continued								
Prestressed concrete products (excl bridge beams and solid and hollow cored slabs and panels).....		327390-43	06/94	217.906	217.906	217.906	217.906	221.437
Prestressed concrete bridge beams.....		327390-46	01/17	210.378	210.676	209.928	209.928	209.065
Prestressed concrete solid and hollow cored slabs and panels.....		327390-47	01/17	171.783	169.202	167.439	167.439	167.439
Secondary products and miscellaneous receipts.....		327390-SM						
Secondary products.....		327390-S	12/79	513.295	513.295	533.984	540.330	540.330
Lime and gypsum product manufacturing.....	3274		12/03	251.941	251.243	250.916	250.638	250.380
Lime manufacturing.....	32741		12/03	316.989	320.383	320.332	320.754	321.717
Lime manufacturing.....	327410		12/85	407.564	411.927	411.862	412.405	413.646
Primary products.....		327410-P	12/85	424.044	428.583	428.600	429.227	430.766
Lime.....		327410-0	12/04	308.811	312.117	312.129	312.586	313.706
Secondary products and miscellaneous receipts.....		327410-SM1						
Gypsum product manufacturing.....	32742		12/03	239.697	237.540	237.105	236.569	235.874
Gypsum product manufacturing.....	327420		06/81	391.630	388.105	387.394	386.519	385.383
Primary products.....		327420-P	06/81	420.504	416.714	415.949	415.008	413.787
Gypsum building materials.....		327420-1	12/93	353.221	349.426	348.659	347.717	346.494
Other gypsum products.....		327420-5	01/00	243.423	243.423	243.423	243.423	243.423
Secondary products and miscellaneous receipts.....		327420-SM						
Other nonmetallic mineral products.....	3279		12/84	260.993	262.214	261.779	262.042	262.100
Abrasive product manufacturing.....	32791		12/03	175.373	175.587	175.831	175.086	175.244
Abrasive product manufacturing.....	327910		12/80	292.537	292.893	293.452	292.210	292.475
Primary products.....		327910-P	12/80	309.635	310.017	309.918	308.585	308.869
Nonmetallic sized grains, powders, and flour abrasives (incl. graded only).....		327910-1	06/87	245.397	245.397	245.397	245.397	246.453
Nonmetallic abrasive products (including diamond abrasives).....		327910-4	12/80	294.147	294.036	296.174	297.041	297.041
Nonmetallic coated abrasive products and buffing wheels, polishing wheels, and laps.....		327910-7	12/80	368.945	369.262	369.262	369.262	369.262
Secondary products and miscellaneous receipts.....		327910-SM						
Miscellaneous receipts.....		327910-M	12/80	367.818	367.818	366.174	366.174	366.174
All other nonmetallic mineral product mfg.....	32799		12/03	201.568	202.660	202.192	202.622	202.639
Cut stone and stone product manufacturing.....	327991		12/84	244.338	245.448	245.448	245.448	245.448
Primary products.....		327991-P	12/84	238.082	239.186	239.186	239.186	239.186
Dressed dimension granite (including gneiss, syenite, diorite, and cut granite).....		327991-1	12/84	234.310	232.264	232.264	232.264	232.264
Dressed dimension marble and other stone.....		327991-7	12/84	237.475	243.923	243.923	243.923	243.923
Secondary products and miscellaneous receipts.....		327991-SM						
Secondary products.....		327991-S	12/84	227.372	227.453	227.453	227.453	227.453
Ground or treated mineral and earth manufacturing.....	327992		06/85	309.371	311.096	310.872	311.419	315.221
Primary products.....		327992-P	06/85	303.002	304.696	304.512	305.104	308.906
Ground or treated minerals and earths.....		327992-0	06/85	303.002	304.696	304.512	305.104	308.906
Treated lightweight aggregate and crushed slag, minerals and earths.....		327992-04	12/14	154.724	154.724	154.724	154.724	154.724
Other minerals or earths, treated.....		327992-06	12/14	87.728	88.858	88.735	88.735	91.269
Secondary products and miscellaneous receipts.....		327992-SM						
Mineral wool manufacturing.....	327993		12/81	295.147	297.927	296.010	296.709	294.722
Primary products.....		327993-P	12/81	295.432	298.220	296.297	296.995	295.001
Mineral wool for thermal and acoustical envelope insulation.....		327993-1	12/81	306.851	306.386	304.669	305.644	301.878
Mineral wool for industrial, equipment, and appliance insulation.....		327993-4	12/81	243.843	250.139	248.218	248.496	248.864
Secondary products and miscellaneous receipts.....		327993-SM						
Miscellaneous nonmetallic mineral products manufacturing.....	327999		12/03	180.266	180.266	180.266	181.110	181.110
Primary products.....		327999-P	12/03	178.963	178.963	178.963	179.817	179.817
All other nonmetallic mineral products.....		327999-0	12/03	178.963	178.963	178.963	179.817	179.817
Other nonmetallic mineral products.....		327999-09	06/06	120.439	120.439	120.439	120.650	120.650
Secondary products and miscellaneous receipts.....		327999-SM						
Primary metal mfg.....	331		12/84	298.934	307.824	305.955	296.999	294.694
Iron & steel mills & ferroalloy mfg.....	3311		12/03	272.871	289.643	290.900	277.006	276.123
Iron & steel mills & ferroalloy mfg.....	33111		12/03	272.871	289.643	290.900	277.006	276.123
Iron and steel mills and ferroalloy mfg.....	331110		06/82	292.847	310.869	312.216	297.275	296.344
Primary products.....		331110-P	06/82	300.514	320.502	321.760	304.472	304.654
Steel ingots and semifinished products.....		331110-3	06/82	514.787	520.043	519.100	512.299	511.655
Ferroalloys and related products.....		331110-6	12/09	118.202	-	-	-	-
Hot rolled steel bars, plates, and structural shapes.....		331110-7	06/82	298.196	305.322	303.476	297.189	299.642
Hot rolled steel bars, plates, and structural shapes, carbon.....		331110-71	12/17	171.487	176.024	174.985	171.073	172.382
Hot rolled steel bars, plates, and structural shapes, alloy.....		331110-76	12/10	147.470	147.437	145.991	144.023	148.887
Secondary products and miscellaneous receipts.....		331110-SM						

See footnotes at end of table.

Table 11. Producer price indexes for net output of selected industries and their products, not seasonally adjusted — Continued
 [August 2023]

Title ¹	Industry code	Product code	Index base	Unadjusted index ²				
				Apr. 2023	May 2023 ^P	June 2023 ^P	July 2023 ^P	Aug. 2023 ^P
Steel product mfg from purchased steel.....	3312		12/03	309.788	317.609	307.278	296.899	288.493
Iron & steel pipe and tube mfg from purchased steel.....	33121		12/03	361.339	364.100	346.420	336.718	331.625
Iron and steel pipe and tube manufacturing from purchased steel.....	331210		06/82	516.769	520.717	495.437	481.564	474.281
Primary products.....		331210-P	06/82	533.877	538.022	511.555	497.073	489.518
Iron and steel pipes and tubes, from purchased iron and steel.....		331210-0	06/82	533.877	538.022	511.555	497.073	489.518
Pipe and tube, carbon.....		331210-02	12/10	204.702	209.127	197.062	191.021	189.272
Pipe and tube, alloy.....		331210-03	12/10	157.474	151.016	145.214	140.221	—
Pipe and tube, stainless.....		331210-04	12/10	133.232	130.175	128.836	127.532	123.839
Secondary products and miscellaneous receipts.....		331210-SM1						
Rolling & drawing of purchased steel.....	33122		12/03	267.110	278.977	274.614	263.768	252.728
Rolled steel shape mfg.....	331221		06/82	311.531	342.180	335.932	316.909	295.181
Primary products.....		331221-P	06/82	288.858	320.278	314.001	291.094	268.701
Cold rolled steel sheet and strip, made from purchased steel.....		331221-1	06/82	316.067	365.394	357.576	321.000	287.788
Cold finished steel bars and bar shapes, made from purchased steel.....		331221-3	06/82	272.638	277.871	273.498	270.688	263.782
Secondary products and miscellaneous receipts.....		331221-SM						
Steel wire drawing.....	331222		06/82	333.279	331.260	326.989	319.998	315.101
Primary products.....		331222-P	06/82	341.284	339.131	334.647	327.231	322.037
Steel wire, including galvanized and other coated wire.....		331222-5	06/82	310.561	307.713	304.587	296.988	293.628
Carbon steel wire.....		331222-5A	06/82	306.918	308.493	306.644	300.043	296.022
Stainless steel wire.....		331222-5C	06/82	270.085	246.272	242.730	242.668	—
Secondary products and miscellaneous receipts.....		331222-SM						
Miscellaneous receipts.....		331222-M	03/98	149.928	151.789	143.802	143.802	143.802
Alumina & aluminum production & processing.....	3313		12/03	158.696	159.346	157.302	154.739	152.290
Alumina & aluminum production & processing.....	33131		12/03	158.788	159.438	157.393	154.828	152.378
Secondary smelting and alloying of aluminum.....	331314		12/03	188.271	187.071	184.691	181.022	178.053
Primary products.....		331314-P	06/80	203.395	202.069	199.432	195.405	191.974
Aluminum ingot, including billet, made by secondary smelters.....		331314-2	12/03	192.136	190.762	188.021	183.862	180.342
Aluminum and aluminum-base alloys powders, paste, and flakes.....		331314-5	12/03	141.866	141.866	141.946	141.866	141.618
Secondary products and miscellaneous receipts.....		331314-SM						
Aluminum sheet, plate, and foil mfg.....	331315		06/81	206.570	208.292	205.613	202.033	198.259
Primary products.....		331315-P	06/81	213.498	215.278	212.510	208.810	204.909
Aluminum sheet, plate, and foil.....		331315-0	06/81	213.498	215.278	212.510	208.810	204.909
Other aluminum rolling, drawing, and extruding.....	331318		12/81	268.296	268.480	266.200	262.786	259.497
Primary products.....		331318-P	12/81	278.031	278.216	275.873	272.556	269.258
Other extruded aluminum shapes, including rod, bar, and wire.....		331318-0	12/81	295.875	296.065	293.572	290.043	286.533
Secondary products and miscellaneous receipts.....		331318-SM						
Nonferrous (exc alum) production & processing.....	3314		12/03	283.528	280.716	276.544	276.061	273.584
Nonferrous metal (except aluminum) smelting and refining.....	33141		12/03	287.753	292.665	294.054	299.221	—
Nonferrous metal (except aluminum) smelting and refining.....	331410		12/09	113.273	115.206	115.753	117.786	—
Primary products.....		331410-P	12/09	117.572	119.791	120.336	122.494	—
Secondary products and miscellaneous receipts.....		331410-SM1						
Copper rolling/drawing/extruding & alloying.....	33142		12/03	324.542	316.467	309.231	308.723	310.871
Copper rolling, drawing, extruding, and alloying.....	331420		12/11	128.155	124.968	122.112	121.911	122.758
Primary products.....		331420-P	12/11	128.124	124.772	121.821	121.665	122.602
Copper wire and cable.....		331420-A	12/03	287.509	277.830	269.614	268.203	268.512
Copper and copper alloy mill shapes, except wire and cable.....		331420-B	12/22	103.383	101.070	99.105	99.053	100.497
Secondary products and miscellaneous receipts.....		331420-SM						
Miscellaneous receipts.....		331420-M	12/11	140.278	140.041	139.261	139.498	—
Other nonferrous roll/draw/extruding/alloying.....	33149		12/03	245.368	245.167	241.948	239.208	238.423
Nonferrous metal (except copper and aluminum) rolling, drawing, and extruding.....	331491		12/03	223.645	223.803	223.779	220.124	220.037
Primary products.....		331491-P	12/03	193.412	193.928	193.736	190.523	190.519
All other nonferrous metal mill shapes.....		331491-D	06/82	295.610	306.405	306.844	303.169	302.412
Nickel and nickel-base alloy mill shapes.....		331491-2	06/82	299.790	295.567	294.150	279.403	275.891
Titanium and titanium-base alloy mill shapes.....		331491-3	06/82	191.410	190.640	190.640	190.640	192.560
Secondary products and miscellaneous receipts.....		331491-SM						
Secondary products.....		331491-S	06/82	382.409	382.777	382.888	382.994	388.321
Secondary smelting, refining, and alloying of nonferrous metal (except copper and aluminum).....	331492		12/03	270.317	269.772	263.304	261.452	259.963
Primary products.....		331492-P	12/03	269.975	269.407	262.672	260.744	259.193
All other miscellaneous secondary nonferrous metals, including secondary lead and zinc.....		331492-B	06/11	90.927	89.310	85.106	84.868	84.213
Secondary products and miscellaneous receipts.....		331492-SM						
Foundries.....	3315		12/03	203.240	203.230	202.987	202.541	202.566

See footnotes at end of table.

Table 11. Producer price indexes for net output of selected industries and their products, not seasonally adjusted — Continued
[August 2023]

Title ¹	Industry code	Product code	Index base	Unadjusted index ²				
				Apr. 2023	May 2023 ^P	June 2023 ^P	July 2023 ^P	Aug. 2023 ^P
Ferrous metal foundries.....	33151		12/84	292.004	292.030	292.214	291.063	291.212
Iron foundries.....	331511		12/80	342.122	342.152	342.237	342.641	340.459
Primary products.....		331511-P	12/80	328.486	328.235	328.319	328.721	326.550
Ductile iron pressure pipe and fittings.....		331511-1	12/80	431.780	431.780	431.780	437.189	424.036
Other ductile iron castings.....		331511-3	06/86	218.116	218.435	218.988	217.912	217.531
Other ductile iron castings for automotive uses.....		331511-31	06/12	112.531	112.595	112.693	112.057	112.008
Other ductile iron castings for all other uses.....		331511-32	06/12	140.569	140.848	141.341	140.706	140.354
Other gray iron castings.....		331511-9	12/03	211.800	210.892	210.296	211.850	210.173
Secondary products and miscellaneous receipts.....		331511-SM						
Steel investment foundries.....	331512		06/81	371.462	371.468	371.469	364.065	364.068
Primary products.....		331512-P	06/81	353.866	353.866	353.866	346.769	346.769
Steel investment castings.....		331512-0	06/81	353.866	353.866	353.866	346.769	346.769
Secondary products and miscellaneous receipts.....		331512-SM						
Secondary products.....		331512-S	06/81	513.382	514.623	514.801	514.818	515.687
Steel foundries, except investment.....	331513		06/81	277.452	277.501	278.193	278.344	284.203
Primary products.....		331513-P	12/03	209.504	209.542	210.077	210.035	214.569
Carbon steel castings, except investment.....		331513-1	06/81	297.243	297.179	297.774	297.651	297.651
Alloy steel castings, excluding investment.....		331513-4	12/17	146.168	146.215	146.616	146.597	150.850
High alloy steel castings, except investment.....		331513-41	06/81	403.331	403.123	403.123	403.123	—
Other alloy steel castings, except investment.....		331513-43	12/03	191.610	191.972	193.486	193.414	209.455
Secondary products and miscellaneous receipts.....		331513-SM						
Nonferrous metal foundries.....	33152		12/84	251.663	251.602	250.672	250.726	250.625
Nonferrous metal die-casting foundries.....	331523		12/11	122.331	121.978	121.633	121.440	121.084
Primary products.....		331523-P	12/11	123.549	123.180	122.776	122.580	122.208
Aluminum die-castings.....		331523-1	06/83	193.244	192.753	192.492	192.190	191.593
Nonferrous (except aluminum) die-castings.....		331523-3	06/91	260.461	259.252	256.529	256.093	255.386
Secondary products and miscellaneous receipts.....		331523-SM						
Secondary products.....		331523-S	12/11	110.850	110.973	112.910	112.786	112.911
Aluminum foundries, except die-casting.....	331524		06/91	228.679	229.789	229.948	231.562	232.339
Primary products.....		331524-P	06/91	208.736	209.955	210.130	210.146	211.000
Aluminum castings, excluding die-castings.....		331524-0	06/91	208.736	209.955	210.130	210.146	211.000
Secondary products and miscellaneous receipts.....		331524-SM						
Secondary products.....		331524-S1	06/08	286.913	286.913	286.913	298.777	298.777
Other nonferrous metal foundries, except die-casting.....	331529		12/11	144.455	144.533	142.947	142.485	142.707
Primary products.....		331529-P	12/11	140.593	140.617	139.066	138.593	138.822
Copper foundries (excluding die-casting).....		331529-5	06/83	413.189	413.327	404.784	402.182	403.445
Secondary products and miscellaneous receipts.....		331529-SM						
Fabricated metal product mfg.....	332		12/84	278.398	278.480	278.657	279.032	278.587
Forging & stamping.....	3321		12/03	178.595	177.251	176.311	175.373	174.276
Forging & stamping.....	33211		12/03	178.624	177.280	176.340	175.401	174.304
Iron and steel forging.....	332111		12/83	197.538	195.932	195.037	192.082	191.699
Primary products.....		332111-P	12/83	194.646	192.994	192.074	188.785	188.391
Hot impression die impact, press and upset steel forgings.....		332111-1	12/83	205.963	204.762	203.767	198.930	198.416
Hot impression die impact, press and upset carbon steel forgings.....		332111-11	12/83	—	—	—	201.822	201.785
Hot impression die impact, press and upset alloy steel forgings.....		332111-12	12/83	191.409	188.689	186.148	184.385	183.371
Secondary products and miscellaneous receipts.....		332111-SM						
Nonferrous forging.....	332112		12/83	176.700	178.202	178.179	178.732	178.730
Primary products.....		332112-P	12/83	195.729	197.476	197.467	198.120	198.120
Hot impression die impact, press and upset nonferrous forgings.....		332112-4	12/83	207.065	209.141	209.131	209.907	209.907
Hot impression die impact, press, and upset aluminum and aluminum alloy forgings.....		332112-41	12/83	231.896	231.892	231.873	231.606	231.606
Hot impression die impact, press, and upset titanium and titanium alloy forgings.....		332112-42	12/83	158.730	163.975	163.975	166.092	166.092
Other nonferrous hot impression die impact, press, and upset forgings.....		332112-43	06/98	161.005	161.005	161.005	161.970	161.970
Secondary products and miscellaneous receipts.....		332112-SM						
Custom roll forming.....	332114		12/03	193.942	190.008	185.429	181.791	181.124
Primary products.....		332114-P	12/84	222.970	217.819	211.823	207.059	206.684
Custom roll formed products (steel, aluminum and other metal).....		332114-0	06/90	216.481	211.481	205.659	201.033	200.669
Secondary products and miscellaneous receipts.....		332114-SM						
Powder metallurgy part mfg.....	332117		12/03	134.542	134.759	134.759	136.619	—
Primary products.....		332117-P	12/03	135.142	135.359	135.359	137.227	—
Powder metallurgy parts.....		332117-0	12/91	138.701	138.924	138.924	140.841	—
Other metal stamping, except automotive.....	332119		06/84	254.360	253.801	255.258	256.797	253.797
Primary products.....		332119-P	12/03	197.230	196.916	198.975	199.863	198.015

See footnotes at end of table.

Table 11. Producer price indexes for net output of selected industries and their products, not seasonally adjusted — Continued
 [August 2023]

Title ¹	Industry code	Product code	Index base	Unadjusted index ²				
				Apr. 2023	May 2023 ^P	June 2023 ^P	July 2023 ^P	Aug. 2023 ^P
Other metal stamping, except automotive - Continued								
Metal job stampings, except automotive.....		332119-3	06/84	258.023	257.419	261.383	262.192	258.636
Motor and generator metal job stamping.....		332119-32	06/07	129.505	129.505	129.505	134.406	133.037
Other metal job stampings.....		332119-33	06/07	177.462	176.877	176.877	177.397	174.027
Secondary products and miscellaneous receipts.....		332119-SM						
Cutlery & handtool mfg.....	3322		12/03	161.704	161.788	162.365	162.437	162.369
Cutlery & handtool mfg.....	33221		12/03	161.688	161.772	162.349	162.421	162.353
Metal cookware, cutlery, and flatware mfg.....	332215		12/11	128.956	128.956	128.956	128.956	128.956
Primary products.....		332215-P	12/11	128.319	128.319	128.319	128.319	128.319
Cutlery, scissors, shears, trimmers, and snips.....		332215-2	12/83	298.169	298.169	298.169	298.169	298.169
Secondary products and miscellaneous receipts.....		332215-SM						
Miscellaneous receipts.....		332215-M	12/11	135.303	135.303	135.303	135.303	135.303
Secondary products.....		332215-S	12/11	133.418	133.418	133.418	133.418	133.418
Saw blade, handsaw, and hand and edge tool mfg.....	332216		12/11	133.932	134.036	134.750	134.838	134.754
Primary products.....		332216-P	12/11	133.185	133.296	134.057	134.151	134.059
Edge tools, hand-operated.....		332216-4	06/96	213.133	213.133	213.133	213.133	213.133
All other miscellaneous hand tools, except handsaws.....		332216-7	12/11	135.514	135.514	135.514	135.514	135.514
Secondary products and miscellaneous receipts.....		332216-SM						
Miscellaneous receipts.....		332216-M	12/11	136.754	136.754	136.909	136.909	136.909
Secondary products.....		332216-S	12/11	137.631	137.637	137.639	137.641	137.681
Architectural & structural metals mfg.....	3323		12/03	257.777	257.180	257.715	257.888	258.112
Plate work & fabricated structural prod mfg.....	33231		12/03	279.804	278.996	279.671	279.973	279.956
Prefabricated metal buildings and components mfg.....	332311		12/81	507.062	505.900	510.752	516.339	516.138
Primary products.....		332311-P	12/81	525.311	524.330	529.538	535.027	535.226
Prefabricated metal bldg & component systems (excl. farm service bldgs, resid. bldgs, & parts).....		332311-1	12/81	579.152	579.152	579.145	586.377	584.247
Other prefabricated and portable metal buildings and parts.....		332311-3	12/81	412.231	409.174	425.421	427.232	432.358
Secondary products and miscellaneous receipts.....		332311-SM						
Fabricated structural metal mfg.....	332312		12/03	276.483	275.498	275.872	275.645	275.632
Primary products.....		332312-P	06/82	360.192	358.569	359.085	358.787	358.791
Fabricated structural metal bar joists and concrete reinforcing bars.....		332312-1	06/82	354.738	354.162	354.949	357.196	355.998
Fabricated structural iron and steel for industrial buildings metal bar joists, short span.....		332312-11	06/11	168.294	167.991	167.468	166.696	166.696
Fabricated structural iron & steel for commercial, residential, institutional, & public bldgs.....		332312-12	06/11	209.628	209.297	210.043	211.947	211.060
Other fabricated structural metal.....		332312-5	06/82	373.017	371.919	371.638	370.778	370.778
Fabricated structural metal for bridges.....		332312-6	06/82	276.284	262.946	267.657	252.982	261.885
Secondary products and miscellaneous receipts.....		332312-SM						
Plate work mfg.....	332313		12/03	224.927	224.927	224.927	224.927	224.983
Primary products.....		332313-P	12/03	222.292	222.292	222.292	222.292	222.292
Fabricated plate work (stacks and weldments).....		332313-0	03/80	337.154	337.154	337.154	337.154	337.154
Secondary products and miscellaneous receipts.....		332313-SM1						
Ornamental & architectural metal prod mfg.....	33232		12/03	239.010	238.611	239.015	239.066	239.525
Metal window and door mfg.....	332321		06/83	409.606	409.601	409.099	408.865	410.096
Primary products.....		332321-P	06/83	428.517	428.512	427.974	427.719	429.037
Metal molding and trim and store fronts.....		332321-B	06/83	1,068.620	1,068.587	1,067.305	1,067.266	1,067.266
Metal windows (except storm sash).....		332321-D	06/83	407.203	407.203	405.774	405.148	405.137
Metal doors (except storm doors).....		332321-1	06/83	415.295	415.290	414.946	414.739	416.642
Metal window and door screens (except combination screens) and metal weather strip.....		332321-9	06/83	345.474	345.474	345.239	345.239	345.239
Secondary products and miscellaneous receipts.....		332321-SM						
Secondary products.....		332321-S	06/83	339.456	339.456	339.348	339.348	339.692
Sheet metal work mfg.....	332322		12/82	298.526	297.471	298.940	299.379	300.194
Primary products.....		332322-P	12/82	294.784	293.563	295.234	295.890	296.891
Sheet metal electronic enclosures.....		332322-C	06/11	147.747	144.679	146.316	147.072	148.537
Steel sheet metal computer & peripheral equipment enclosures.....		332322-C1	06/11	139.073	132.654	133.085	133.958	137.024
Aluminum sheet metal computer & peripheral equipment enclosures.....		332322-C2	06/11	167.715	167.715	178.602	179.127	179.100
Other sheet metal electronic enclosures (excluding computers).....		332322-C3	06/11	135.296	135.290	135.567	136.179	136.186
Other sheet metal work.....		332322-G	12/03	167.323	167.538	166.317	166.249	167.122
Aluminum and other sheet metal work.....		332322-G3	06/11	130.868	131.169	127.297	127.202	128.428
Sheet metal air-conditioning ducts and stove pipe.....		332322-1	12/03	293.527	293.527	292.613	292.613	290.357
Sheet metal roofing and roof drainage equipment.....		332322-7	12/03	242.183	242.956	250.913	251.339	251.021
Secondary products and miscellaneous receipts.....		332322-SM						
Secondary products.....		332322-S	12/03	199.072	199.889	199.894	200.461	201.023
Ornamental and architectural metal work mfg.....	332323		12/83	495.208	495.253	494.621	493.899	493.168

See footnotes at end of table.

Table 11. Producer price indexes for net output of selected industries and their products, not seasonally adjusted — Continued
 [August 2023]

Title ¹	Industry code	Product code	Index base	Unadjusted index ²				
				Apr. 2023	May 2023 ^P	June 2023 ^P	July 2023 ^P	Aug. 2023 ^P
Ornamental and architectural metal work mfg - Continued								
Primary products.....		332323-P	12/83	536.353	536.353	535.807	535.146	534.367
Open metal flooring, grating, and studs.....		332323-6	12/97	305.258	—	303.922	—	—
Ornamental and architectural metal work.....		332323-8	12/97	405.502	405.502	404.992	403.907	403.504
Iron, steel, and aluminum stairs, staircases, and fire escapes.....		332323-81	12/83	595.072	595.072	594.159	593.254	592.515
Steel and aluminum fences, gates (not wire), and railings and window guards... ..		332323-82	12/97	296.732	296.732	296.527	295.028	294.886
Other architectural and ornamental work.....		332323-9	12/97	304.693	304.693	304.693	304.693	304.693
Other aluminum and metal architectural and ornamental work.....		332323-91	12/88	318.278	318.278	318.278	318.278	318.278
Metal stalls and corrals.....		332323-94	05/17	144.775	144.775	144.775	144.775	—
Secondary products and miscellaneous receipts.....		332323-SM						
Secondary products.....		332323-S	12/83	242.394	243.358	240.318	237.548	236.866
Boiler, tank & shipping container mfg.....	3324		12/03	225.901	226.298	226.200	226.738	225.042
Power boiler & heat exchanger mfg.....	33241		12/03	249.693	249.693	249.693	252.935	253.456
Power boiler and heat exchanger mfg.....	332410		12/03	249.864	249.864	249.864	253.108	253.628
Primary products.....		332410-P	12/03	249.918	249.918	249.918	253.253	253.803
Fabricated heat exchangers and steam condensers (excluding nuclear applications).....		332410-1	03/80	520.082	520.082	520.082	520.343	521.957
Secondary products and miscellaneous receipts.....		332410-SM						
Secondary products.....		332410-S	03/80	470.037	470.037	470.037	484.820	—
Metal tank (heavy gauge) mfg.....	33242		12/03	240.933	241.224	241.219	240.994	241.439
Metal tanks, heavy gauge, mfg.....	332420		12/03	240.804	241.094	241.090	240.865	241.309
Primary products.....		332420-P	12/03	235.603	235.922	236.122	235.600	235.564
Metal tanks, heavy gauge.....		332420-0	12/03	235.603	235.922	236.122	235.600	235.564
Secondary products and miscellaneous receipts.....		332420-SM						
Secondary products.....		332420-S	03/80	338.196	338.196	335.738	339.041	345.289
Light gauge metal container mfg.....	33243		12/84	221.903	222.518	222.331	222.344	218.641
Metal can mfg.....	332431		06/81	221.196	221.199	221.057	220.763	216.150
Primary products.....		332431-P	06/81	219.904	219.904	219.780	219.499	214.878
Steel cans and tinware products.....		332431-1	06/81	338.370	338.370	337.927	337.927	337.927
Aluminum cans (including lids, ends, and parts shipped separately).....		332431-3	06/81	155.576	155.576	155.565	155.234	149.774
Secondary products and miscellaneous receipts.....		332431-SM						
Other metal container mfg.....	332439		12/03	266.499	270.324	269.870	271.438	271.684
Primary products.....		332439-P	12/03	274.254	278.699	278.171	279.992	281.876
Steel shipping barrels & drums, exc. beer barrels (more than 12-gallon capacity)...		332439-3	06/83	427.418	449.322	446.438	456.393	—
All other metal containers.....		332439-6	12/03	220.628	220.628	220.628	220.628	218.346
Secondary products and miscellaneous receipts.....		332439-SM						
Secondary products.....		332439-S	12/03	212.162	212.162	212.162	212.162	202.589
Hardware mfg.....	3325		12/03	203.033	202.997	202.927	203.054	203.011
Hardware mfg.....	33251		12/03	203.033	202.997	202.927	203.054	203.011
Hardware mfg.....	332510		06/85	272.328	272.279	272.186	272.356	272.299
Primary products.....		332510-P	06/85	259.953	259.879	259.760	259.942	259.883
All other miscellaneous hardware.....		332510-A	06/85	462.257	462.088	461.152	461.395	460.817
Furniture hardware (excluding cabinet hardware).....		332510-2	06/85	292.864	291.604	290.351	290.351	289.841
Builders' hardware, including fabricated metal safe and vault locks, & cabinet hardware.....		332510-4	06/85	297.598	297.598	297.598	297.598	297.598
Motor vehicle hardware (lock units, door & window handles, window regulators, hinges, etc.).....		332510-6	06/85	173.459	173.459	173.459	173.459	173.459
Other transportation equipment hardware, incl. marine & aircraft (excl. motor vehicle hardware).....		332510-7	06/85	—	—	—	424.602	424.602
Secondary products and miscellaneous receipts.....		332510-SM						
Miscellaneous receipts.....		332510-M	07/85	390.021	391.881	393.742	392.811	392.811
Secondary products.....		332510-S	06/85	334.666	334.666	334.666	334.666	334.799
Spring & wire product mfg.....	3326		12/03	270.397	270.502	271.770	271.231	271.136
Spring & wire product mfg.....	33261		12/03	270.397	270.502	271.770	271.231	271.136
Spring mfg.....	332613		12/11	214.655	214.624	216.216	216.953	216.861
Primary products.....		332613-P	12/11	227.604	227.496	229.269	230.089	229.986
Cold formed steel springs, except wire.....		332613-3	06/81	509.821	509.179	509.697	509.846	509.622
Precision mechanical wire springs.....		332613-5	12/82	288.883	288.717	287.987	291.395	290.902
Precision mechanical extension- and torsion-type wire springs.....		332613-51	06/01	226.269	226.269	224.775	228.120	227.191
Precision mechanical compression-type wire springs.....		332613-52	06/01	203.677	203.488	203.488	205.514	205.469
Secondary products and miscellaneous receipts.....		332613-SM						
Secondary products.....		332613-S	12/11	113.822	118.229	118.186	118.259	118.259
Other fabricated wire product mfg.....	332618		12/82	334.788	335.110	335.624	332.901	332.833
Primary products.....		332618-P	12/82	321.946	321.983	321.846	318.468	318.723

See footnotes at end of table.

Table 11. Producer price indexes for net output of selected industries and their products, not seasonally adjusted — Continued
 [August 2023]

Title ¹	Industry code	Product code	Index base	Unadjusted index ²				
				Apr. 2023	May 2023 ^P	June 2023 ^P	July 2023 ^P	Aug. 2023 ^P
Other fabricated wire product mfg - Continued								
Other ferrous wire products, excluding springs, made from purchased wire.....		332618-B	12/82	370.551	368.643	365.317	365.274	365.329
Other fabricated wire products, made from purchased wire.....		332618-2	06/85	174.416	174.856	174.856	171.199	171.199
Ferrous wire cloth and other ferrous woven wire products, made from purchased wire.....		332618-3	12/82	194.179	194.179	192.868	192.868	192.868
Steel fencing and fence gates, made from purchased wire.....		332618-7	12/82	468.630	468.159	475.825	476.322	480.794
Steel nails, staples, tacks, spikes, and brads, made from purchased wire.....		332618-9	12/03	251.615	251.544	251.570	—	—
Secondary products and miscellaneous receipts.....		332618-SM						
Secondary products.....		332618-S	12/82	696.717	696.376	696.266	693.696	696.948
Mach shops, turn prod, screw, nut, bolt mfg.....	3327		12/03	170.719	171.420	171.932	172.144	171.508
Machine shops.....	33271		12/03	149.994	150.786	150.786	151.015	151.015
Machine shops.....	332710		06/84	199.529	200.582	200.582	200.887	200.887
Primary products.....		332710-P	06/84	197.855	199.006	199.006	199.338	199.338
Machine shop job work and job order repairs.....		332710-0	06/84	196.475	197.617	197.617	197.947	197.947
Secondary products and miscellaneous receipts.....		332710-SM						
Turned product & screw, nut & bolt mfg.....	33272		12/84	252.953	253.691	255.223	255.465	253.560
Precision turned product mfg.....	332721		12/83	248.458	247.926	249.450	248.608	245.991
Primary products.....		332721-P	12/83	235.293	234.730	236.341	235.451	232.685
Precision turned products, automotive.....		332721-1	12/83	162.942	162.942	165.593	166.119	166.119
Precision turned products, except automotive.....		332721-3	12/83	267.996	267.143	268.142	266.507	262.314
Secondary products and miscellaneous receipts.....		332721-SM						
Bolt, nut, screw, rivet, and washer mfg.....	332722		06/82	284.221	287.266	288.954	291.128	290.305
Primary products.....		332722-P	06/82	291.688	294.993	296.823	299.127	298.234
Nonthreaded metal fasteners (except aircraft types).....		332722-B	06/82	269.199	270.413	270.859	270.898	270.022
Aircraft fasteners, except plastics (including aerospace).....		332722-1	06/82	579.896	591.443	591.482	591.482	591.482
Externally threaded metal fasteners (except aircraft types).....		332722-3	06/82	247.955	250.752	253.450	252.319	250.907
Hex bolts, including heavy, tap-and-joint (excluding high-strength structural & aircraft types).....		332722-3122	06/82	203.394	207.794	209.078	210.304	211.171
Other metal bolts, including square, round, plow, high-strength structural, & bent bolts.....		332722-3133	12/99	293.517	302.018	302.018	302.018	302.018
Cap, set, machine, lag, flange, and self-locking screws (except aircraft types) ...		332722-3144	12/87	300.369	300.871	300.668	301.369	298.748
Internally threaded fasteners (except aircraft types).....		332722-5	06/82	152.276	152.350	154.211	153.970	153.703
Secondary products and miscellaneous receipts.....		332722-SM						
Miscellaneous receipts.....		332722-M	06/82	259.743	259.743	259.743	262.649	262.649
Coating/engrave/heat treating & other activity.....	3328		12/03	171.418	172.320	172.073	174.137	174.531
Coating/engrave/heat treating & other activity.....	33281		12/84	235.848	237.090	236.750	239.589	240.131
Metal heat treating.....	332811		06/85	239.237	239.237	239.237	247.624	247.624
Primary products.....		332811-P	06/85	210.202	210.202	210.202	215.809	215.809
Heat treating of metal for the trade (pickling, annealing, etc.).....		332811-0	06/85	210.202	210.202	210.202	215.809	215.809
Secondary products and miscellaneous receipts.....		332811-SM						
Metal coating and nonprecious engraving.....	332812		12/84	202.679	204.057	202.049	204.233	205.159
Primary products.....		332812-P	12/84	211.186	212.749	210.471	212.949	213.999
Metal coating, engraving, and allied services.....		332812-0	12/84	211.186	212.749	210.471	212.949	213.999
Secondary products and miscellaneous receipts.....		332812-SM						
Electroplating, anodizing and coloring metal.....	332813		12/84	251.448	253.186	256.530	255.169	255.169
Primary products.....		332813-P	12/84	257.419	259.299	262.917	261.444	261.444
Electroplating, plating, polishing, anodizing and coloring metal.....		332813-0	12/84	257.419	259.299	262.917	261.444	261.444
Secondary products and miscellaneous receipts.....		332813-SM						
Other fabricated metal product mfg.....	3329		12/03	210.260	210.672	210.458	210.762	210.637
Metal valve mfg.....	33291		12/03	233.245	234.464	234.439	234.941	234.875
Industrial valve mfg.....	332911		06/91	323.257	327.152	327.884	327.879	330.383
Primary products.....		332911-P	06/91	334.912	338.572	339.353	339.348	342.090
Automatic regulating and control valves and parts (except nuclear), power operated.....		332911-F	12/82	406.733	406.733	407.112	407.112	407.112
Industrial valves for water works and municipal equipment (IBBM, AWWA, and UL).....		332911-N	06/91	374.062	378.901	378.901	378.876	378.876
Industrial ball valves (all metals, pressures, and types), incl. manual & power operated.....		332911-Q	06/91	—	—	—	—	458.701
Industrial butterfly valves (all metals, pressures, and types), incl. manual & power operated.....		332911-R	06/91	263.485	264.688	267.347	267.347	267.347
All other miscellaneous industrial valves.....		332911-X	06/91	284.493	290.515	290.515	290.515	294.981
Gates, globes, angles and other industrial valves.....		332911-1	06/91	366.547	367.034	367.034	367.034	367.034
Secondary products and miscellaneous receipts.....		332911-SM						
Miscellaneous receipts.....		332911-M	06/91	233.113	248.894	250.502	250.502	250.502
Secondary products.....		332911-S	06/91	269.106	274.260	274.260	274.260	274.730

See footnotes at end of table.

Table 11. Producer price indexes for net output of selected industries and their products, not seasonally adjusted — Continued
[August 2023]

Title ¹	Industry code	Product code	Index base	Unadjusted index ²				
				Apr. 2023	May 2023 ^P	June 2023 ^P	July 2023 ^P	Aug. 2023 ^P
Fluid power valve and hose fitting mfg.	332912		06/91	309.701	310.251	309.418	311.497	308.631
Primary products.		332912-P	06/91	316.442	316.708	317.424	320.114	317.234
Nonaerospace type hydraulic and pneumatic assemblies of hose.		332912-N	12/98	148.744	148.851	148.977	149.006	149.006
Nonaerospace type flared (metal) fittings, couplings and assemblies.		332912-T	06/91	228.573	228.573	228.573	228.573	228.573
Nonaerospace type flareless fittings and couplings (incl. nonmetal fittings).		332912-U	06/91	227.676	227.676	227.676	227.676	227.676
Aerospace type hydraulic fluid power valves.		332912-1	06/91	181.506	181.506	183.768	183.768	183.768
Nonaerospace type hydraulic directional control valves.		332912-5	06/91	237.610	239.219	239.219	239.219	239.219
Nonaerospace type hydraulic valves, except directional control.		332912-7	12/98	261.431	262.769	262.769	260.618	260.618
Nonaerospace type pneumatic directional control valves.		332912-9	06/91	254.330	254.330	257.155	257.304	257.304
Secondary products and miscellaneous receipts.		332912-SM						
Plumbing fixture fitting and trim mfg.	332913		06/83	364.600	365.096	365.086	365.193	365.225
Primary products.		332913-P	06/83	362.651	363.026	363.026	363.026	363.026
Miscellaneous metal and nonmetal plumbing fixtures, fittings, and trim.		332913-6	06/83	395.435	395.435	395.435	395.435	395.435
Metal and nonmetal lavatory and sink fittings, excluding single control.		332913-7	06/98	192.714	193.719	193.719	193.719	193.719
Secondary products and miscellaneous receipts.		332913-SM						
Other metal valve and pipe fitting mfg.	332919		12/82	383.774	383.765	383.748	383.101	383.364
Primary products.		332919-P	12/82	413.006	412.996	412.977	412.431	412.730
Plumbing and heating valves and specialties, except plumbers' brass goods.		332919-1	12/82	395.159	395.159	395.159	391.618	—
Metal fittings, flanges, and unions for pipe fittings.		332919-4	12/82	497.898	497.884	497.858	497.741	498.153
Secondary products and miscellaneous receipts.		332919-SM						
Secondary products.		332919-S	12/82	246.470	246.470	246.470	244.398	244.398
All other fabricated metal product mfg.	332999		12/03	193.949	193.771	193.381	193.538	193.356
Ball and roller bearing mfg.	332991		06/83	346.945	346.883	346.928	346.928	346.663
Primary products.		332991-P	06/83	335.382	335.327	335.499	335.499	334.243
Ball bearings, complete, unmounted.		332991-1	06/83	286.842	286.842	286.842	286.842	286.583
Tapered roller bearings (including cups & cones), unmounted.		332991-3	06/83	391.108	391.108	391.108	391.108	—
Other roller bearings, unmounted.		332991-5	06/83	365.713	365.713	365.713	365.713	365.713
Mounted bearings (excluding plain).		332991-7	06/83	474.792	472.699	473.446	473.446	473.446
Parts and components for ball and roller bearings (including balls and rollers) sold separately.		332991-9	06/83	199.243	199.243	200.176	200.176	192.994
Secondary products and miscellaneous receipts.		332991-SM						
Secondary products.		332991-S	06/83	371.299	371.299	371.299	371.299	371.299
Small arms ammunition mfg.	332992		06/85	302.465	302.894	303.233	303.300	300.968
Primary products.		332992-P	06/85	336.397	336.939	337.370	337.370	334.402
Other ammunition products.		332992-08	12/22	101.331	101.331	101.331	101.331	101.331
Secondary products and miscellaneous receipts.		332992-SM						
Ammunition, except small arms, manufacturing.	332993		12/85	270.868	271.236	271.230	271.873	271.873
Primary products.		332993-P	12/85	251.866	252.930	252.930	253.390	253.390
Ammunition (excluding small arms), more than 30 mm (1.18 in.).		332993-0	12/85	251.866	252.930	252.930	253.390	253.390
Secondary products and miscellaneous receipts.		332993-SM1						
Fabricated pipe and pipe fitting mfg.	332996		06/81	452.337	451.384	445.727	447.872	445.461
Primary products.		332996-P	06/81	395.987	395.011	389.214	389.055	386.821
Fabricated pipe and pipe fittings made from purchased pipe.		332996-0	12/02	261.871	261.226	257.392	257.287	255.809
Secondary products and miscellaneous receipts.		332996-SM						
Miscellaneous fabricated metal product mfg.	332999		12/03	182.435	182.087	182.134	181.722	182.128
Primary products.		332999-P	12/03	182.132	181.741	181.614	181.098	181.574
All other miscellaneous fabricated metal products.		332999-N	06/85	238.519	237.979	237.219	236.506	237.163
Secondary products and miscellaneous receipts.		332999-SM						
Secondary products.		332999-S	12/03	199.758	198.246	205.029	205.189	205.196
Small arms, ordnance, and ordnance accessories mfg.	33299T		12/11	106.934	106.934	106.934	107.506	107.506
Primary products.		33299T-P	12/11	107.324	107.324	107.324	107.785	107.785
Single barrel shotguns, other small firearms n.e.c., and parts & attachments for small arms.		33299T-45	06/13	106.530	106.530	106.530	106.530	106.530
Secondary products and miscellaneous receipts.		33299T-SM						
Machinery manufacturing.	333		12/03	177.431	178.160	178.274	178.801	178.887
Agricultural, construction, and mining machinery mfg.	3331		12/03	180.331	180.431	180.545	182.033	181.554
Agricultural implement manufacturing.	33311		12/03	172.766	172.883	173.069	173.431	173.296
Farm machinery and equipment mfg.	333111		12/82	286.935	287.430	287.845	288.629	288.319
Primary products.		333111-P	12/82	287.446	287.960	288.329	289.107	288.798
Haying machinery and attachments.		333111-A	12/82	320.310	320.310	320.310	336.116	336.116
Parts for farm machinery, for sale separately.		333111-C	12/82	262.096	263.273	261.184	261.529	263.044
Farm plows, harrows, rollers, pulverizers, etc., and attachments.		333111-E	12/02	283.843	283.843	289.896	289.896	289.896
All other farm machinery and equipment, excluding parts, including attachments.		333111-G	12/82	365.285	366.495	367.544	367.544	367.752
Commercial turf and grounds care equipment, including parts and attachments.		333111-J	12/82	259.236	259.236	259.335	259.335	259.335
Farm dairy equipment, sprayers and dusters, farm blowers, and attachments.		333111-4	12/82	279.312	279.312	279.312	279.312	279.312

See footnotes at end of table.

Table 11. Producer price indexes for net output of selected industries and their products, not seasonally adjusted — Continued
 [August 2023]

Title ¹	Industry code	Product code	Index base	Unadjusted index ²				
				Apr. 2023	May 2023 ^P	June 2023 ^P	July 2023 ^P	Aug. 2023 ^P
Farm machinery and equipment mfg - Continued								
Planting, seeding, and fertilizing machinery and attachments.....		333111-7	12/82	287.134	287.134	287.495	286.673	282.519
Harvesting machinery (except hay and straw) and attachments.....		333111-9	12/82	320.954	321.542	322.091	323.057	—
Secondary products and miscellaneous receipts.....		333111-SM						
Miscellaneous receipts.....		333111-M	12/82	309.543	309.543	309.543	311.251	311.257
Secondary products.....		333111-S	12/82	272.066	272.634	273.028	273.451	274.687
Lawn and garden equipment mfg.....	333112		12/82	167.212	166.733	166.702	166.693	166.732
Primary products.....		333112-P	12/82	171.222	170.679	170.644	170.635	170.677
Consumer nonriding lawn, garden, and snow equipment.....		333112-1	12/82	152.474	151.840	151.769	151.584	151.584
Consumer riding lawn, garden, and snow equipment.....		333112-3	12/82	187.500	187.500	187.500	187.500	187.500
Parts and attachments for consumer lawn, garden, and snow equipment.....		333112-7	06/03	159.942	157.634	157.634	158.410	158.821
Secondary products and miscellaneous receipts.....		333112-SM						
Secondary products.....		333112-S	12/82	142.210	142.379	142.379	142.379	142.380
Construction machinery manufacturing.....	33312		12/03	186.464	186.507	186.573	189.980	188.922
Construction machinery mfg.....	333120		12/80	333.156	333.233	333.351	339.440	337.548
Primary products.....		333120-P	12/80	323.225	323.368	323.499	329.463	327.535
Power cranes, loaders, dozers, tractors, off-highway trucks, mixers, pavers, backhoes, etc.....		333120-1	12/03	186.194	186.268	186.221	190.777	189.306
Power cranes, draglines, & shovels (excavators) (incl. surface mining equip.) (excluding parts).....		333120-11	12/99	189.178	189.178	189.057	195.688	195.136
Mixers, pavers, and related equipment (excluding parts).....		333120-12	12/80	342.299	342.299	342.299	344.770	344.770
Off-highway trucks, haulers, truck-type tractor chassis, trailers, etc. (excluding parts).....		333120-13	12/03	185.823	185.823	—	—	—
Tractor shovel loaders (skid steer, wheel, crawler, and integral design backhoes).....		333120-14	12/80	345.437	346.004	346.012	350.198	341.831
Construction wheel and crawler tractors, dozers, self-propelled log skidders, etc.....		333120-15	12/03	178.404	178.433	178.433	183.724	183.724
Graders, rollers and compactors, forklifts, scrapers, trenchers, etc. (excluding parts).....		333120-16	12/03	206.869	207.041	207.041	210.873	210.873
Construction machinery for mounting (excluding parts, winches, snow clearing attachments).....		333120-17	12/99	189.511	189.511	189.511	192.688	188.033
Other construction machinery and equipment (excluding parts).....		333120-8	12/03	—	—	188.490	188.519	188.519
Parts for construction machinery and equipment, sold separately.....		333120-9	12/99	191.504	191.815	193.130	193.012	193.012
Parts for cranes, draglines, and shovels (including surface mining equipment) (sold separately).....		333120-91	06/07	180.864	180.864	183.849	183.574	183.574
Parts for off-highway wheel tractors and shovel loaders (sold separately).....		333120-92	06/07	139.949	139.949	139.949	139.949	139.949
Parts for other construction machinery (sold separately).....		333120-93	06/07	150.936	151.406	151.456	151.456	151.456
Secondary products and miscellaneous receipts.....		333120-SM						
Miscellaneous receipts.....		333120-M	12/80	534.935	534.935	535.473	535.473	535.473
Mining and oil and gas field machinery mfg.....	33313		12/03	192.576	192.752	192.810	193.050	192.937
Mining machinery and equipment mfg.....	333131		06/81	406.611	407.742	408.048	409.597	408.852
Primary products.....		333131-P	06/81	433.072	434.345	434.532	436.134	435.297
Mining machinery and equipment (except parts sold separately).....		333131-2	09/19	140.236	140.721	140.721	141.387	141.039
Underground mining machinery (except parts sold separately).....		333131-21	06/81	546.387	546.823	546.823	546.823	—
Mineral processing & beneficiation machinery (except parts sold separately).....		333131-23	06/81	475.178	475.178	475.178	475.178	475.178
Crushing, pulverizing & screening machinery (except parts sold separately).....		333131-25	06/81	461.395	461.395	461.395	461.395	461.395
Drills and other mining machinery (except parts sold separately).....		333131-27	06/81	449.347	453.906	453.906	460.758	—
Parts and attachments for mining machinery and equipment (sold separately).....		333131-9	06/81	340.183	340.560	341.228	341.228	341.228
Secondary products and miscellaneous receipts.....		333131-SM						
Miscellaneous receipts.....		333131-M	06/81	293.818	293.818	293.818	301.416	301.416
Oil and gas field machinery and equipment mfg.....	333132		12/80	309.193	309.201	309.227	309.238	309.239
Primary products.....		333132-P	12/80	304.183	304.183	304.183	304.183	304.183
Oil and gas field production machinery and equipment (except pumps).....		333132-A	12/80	264.354	264.354	264.354	264.354	264.354
Oil and gas field production machinery and equipment (except pumps and parts sold separately).....		333132-A1	12/10	137.123	137.123	137.123	137.123	137.123
Parts and attachments for oil and gas field production machinery and equipment (except pumps).....		333132-A2	12/10	131.837	131.837	131.837	131.837	131.837
Rotary oil and gas field drilling machinery and equipment.....		333132-1	12/86	311.095	311.095	311.095	311.095	311.095
Secondary products and miscellaneous receipts.....		333132-SM						
Industrial machinery manufacturing.....	3332		12/84	243.645	245.093	244.678	243.780	243.815
Other industrial machinery manufacturing.....	33324		12/84	240.293	241.721	241.312	240.426	240.461
Food product machinery mfg.....	333241		12/83	347.662	354.133	354.861	355.225	355.286
Primary products.....		333241-P	12/83	360.932	368.055	368.738	369.058	369.081
Dairy and milk products plant machinery and equipment.....		333241-1	12/83	340.790	340.790	346.784	347.465	347.465
Commercial food products machinery (except packaging and cooking equipment).....		333241-3	12/83	315.849	328.578	328.578	328.727	328.727
Industrial food products machinery for processing foods, beverages, & animal & fowl feed.....		333241-5	12/83	377.140	377.140	377.176	377.593	377.652
Other industrial food and feed machinery.....		333241-51	12/12	143.680	143.680	143.643	144.146	144.146

See footnotes at end of table.

Table 11. Producer price indexes for net output of selected industries and their products, not seasonally adjusted — Continued
[August 2023]

Title ¹	Industry code	Product code	Index base	Unadjusted index ²				
				Apr. 2023	May 2023 ^P	June 2023 ^P	July 2023 ^P	Aug. 2023 ^P
Food product machinery mfg - Continued								
Machinery for sorting, grading, and cleaning fruits, vegetables, eggs, and for processing meat.....		333241-52	12/12	160.198	160.198	160.253	160.253	160.253
Parts and attachments for industrial food and feed products machinery.....		333241-53	12/12	141.510	141.510	141.510	141.213	141.473
Secondary products and miscellaneous receipts.....		333241-SM						
Miscellaneous receipts.....		333241-M	12/83	238.351	238.097	238.088	238.423	239.190
Secondary products.....		333241-S	12/83	327.699	328.204	333.361	335.902	335.902
Semiconductor machinery mfg.....								
Primary products.....	333242	333242-P	12/03	99.387	99.550	98.137	98.133	98.186
Semiconductor machinery and parts.....		333242-0	06/87	125.637	125.847	124.027	124.022	124.091
Secondary products and miscellaneous receipts.....		333242-SM						
Miscellaneous receipts.....		333242-M	12/03	112.508	112.508	112.508	112.508	112.508
Sawmill, woodworking and paper machinery mfg.....								
Primary products.....	333243	333243-P	12/11	146.646	147.148	148.689	148.790	148.415
Sawmill and woodworking machinery.....		333243-A	12/80	353.574	354.231	354.452	354.922	354.440
Sawmill and woodworking machinery, excluding parts & attachments.....		333243-A3	06/12	179.722	180.115	180.248	180.529	180.240
Parts, attachments & accessories for sawmill & woodworking machinery.....		333243-A4	06/12	163.937	163.937	163.937	163.937	163.937
Paper industry machinery.....		333243-B	06/82	280.683	282.010	286.992	287.079	286.086
Paper industry machinery, excluding parts & attachments.....		333243-B1	12/03	145.911	146.157	149.845	149.845	149.845
Parts and attachments for paper industry machinery.....		333243-B2	06/82	284.424	287.650	288.033	288.315	285.114
Secondary and miscellaneous receipts.....		333243-SM						
Miscellaneous receipts.....		333243-M	12/11	148.868	148.827	148.825	148.886	148.888
All other industrial machinery mfg.....								
Primary products.....	333248	333248-P	12/11	173.252	174.050	174.014	172.834	172.907
Printing machinery and equipment mfg.....		333248-4	12/82	182.084	182.446	181.947	182.137	183.121
All other miscellaneous printing trades machinery, including parts.....		333248-4A	12/88	137.839	137.700	137.148	137.358	138.445
Other printing machinery and equipment, including pre-press preparation and typesetting.....		333248-4A7	06/01	95.554	95.332	94.583	94.880	96.418
Parts, attachments, and accessories for printing trades machinery.....		333248-4A8	06/01	137.064	137.099	137.055	137.055	137.055
Other industrial machinery.....		333248-9	12/11	179.914	180.823	180.823	179.396	179.396
Plastics-working machinery and equipment and parts, excluding patterns and molds.....		333248-91	12/81	250.902	251.939	251.939	250.682	250.682
Plastics-working machinery and equipment, excluding patterns, molds, and parts sold separately.....		333248-919	12/08	130.100	130.620	130.620	129.869	129.869
Textile machinery (except parts, attachments, and accessories).....		333248-95	12/80	212.183	212.183	212.183	212.183	212.183
Parts and attachments for textile machinery.....		333248-97	12/80	237.995	237.995	237.995	237.995	237.995
All other industrial machinery.....		333248-98	12/03	247.999	249.392	249.392	247.157	247.157
Secondary products and miscellaneous receipts.....		333248-SM						
Commercial and service industry machinery manufacturing.....								
Commercial and service industry machinery manufacturing.....	3333		12/03	152.402	152.671	152.966	152.984	153.039
Commercial and service industry machinery manufacturing.....								
Commercial and service industry machinery manufacturing.....	33331		12/03	152.386	152.655	152.950	152.968	153.023
Commercial and service industry machinery mfg.....								
Primary products.....	333310	333310-P	12/11	139.802	140.049	140.318	140.335	140.385
Optical instruments and lenses (incl. parts).....		333310-4	06/91	128.185	128.185	128.330	128.288	128.452
Sighting, tracking, and fire-control equipment, optical type.....		333310-41	12/85	-	-	143.711	143.711	143.711
All other miscellaneous optical instruments and lenses (incl. binoculars and astronomical).....		333310-43	12/98	119.242	119.242	119.425	119.372	119.580
Commercial cooking and food warming equipment (incl. parts).....		333310-5	06/82	440.498	440.498	440.498	440.498	440.498
Commercial non electric cooking and food warming equipment, ex. parts and accessories.....		333310-51	06/07	208.706	208.706	-	-	-
Commercial electric cooking and food warming equipment, ex. parts and accessories.....		333310-52	06/07	173.504	173.504	-	-	-
Parts and accessories for commercial cooking and food warming equipment.....		333310-53	06/07	166.544	166.544	-	-	-
Other commercial and service industry machinery.....		333310-9	05/23	-	100.000	100.093	100.116	100.146
Commercial laundry and drycleaning machinery (incl. parts).....		333310-93	12/82	343.726	346.814	346.814	346.814	346.814
Commercial and industrial floor and carpet cleaning machines, ex. vacuum cleaners.....		333310-95	09/16	140.533	140.533	141.251	142.242	142.242
Electronic teaching machines, teaching aids, etc., (incl. kits).....		333310-97	09/16	104.281	104.281	104.281	104.281	-
All other parts and attachments for service industry equipment.....		333310-98	06/07	-	-	147.624	147.624	147.624
Other service industry equipment.....		333310-99	09/16	132.157	132.569	132.710	132.715	132.776
Secondary products and miscellaneous receipts.....		333310-SM						
Miscellaneous receipts.....		333310-M	12/22	102.595	102.527	102.659	102.809	102.813
Secondary products.....		333310-S	12/22	100.507	100.509	101.807	101.807	101.807
HVAC and commercial refrigeration equipment.....								
HVAC and commercial refrigeration equipment.....	3334		12/03	217.023	217.943	217.436	217.895	218.180
HVAC and commercial refrigeration equipment.....								
HVAC and commercial refrigeration equipment.....	33341		12/03	217.023	217.943	217.436	217.895	218.180
Fan, blower, air purification equipment mfg.....								
Primary products.....	333413	333413-P	12/11	150.791	151.824	152.074	152.074	151.943
Air purification equipment.....		333413-1	12/03	148.126	149.168	149.419	149.419	149.368

See footnotes at end of table.

Table 11. Producer price indexes for net output of selected industries and their products, not seasonally adjusted — Continued
 [August 2023]

Title ¹	Industry code	Product code	Index base	Unadjusted index ²				
				Apr. 2023	May 2023 ^P	June 2023 ^P	July 2023 ^P	Aug. 2023 ^P
Fan, blower, air purification equipment mfg - Continued								
Dust collection and other air purification equipment for industrial gas cleaning systems.....		333413-11	12/83	225.447	225.447	225.447	225.447	225.447
Dust collection and other air purification equipment for cleaning incoming air....		333413-13	12/83	255.781	256.890	258.055	258.055	257.819
Air filters for air-conditioners and furnaces, etc. of 2400 CFM or less, except parts.....		333413-131	06/09	164.622	165.988	167.422	167.422	167.422
Other dust collection and air purification equipment, except parts.....		333413-132	06/09	147.994	147.994	147.994	147.994	147.429
Parts for dust collection and air purification equipment.....		333413-133	06/09	147.885	147.885	147.885	147.885	147.885
Industrial and commercial fans and blowers.....		333413-2	12/03	228.828	231.651	231.651	231.651	231.651
Centrifugal blower filter units, and classes I-IV centrifugal fans, except parts....		333413-22	06/09	189.100	191.262	191.262	191.262	191.262
Other centrifugal fans and blowers, except parts.....		333413-23	06/09	183.477	185.662	185.662	185.662	185.662
Parts and accessories for fans and blowers.....		333413-29	06/09	172.382	173.200	173.200	173.200	173.200
Secondary products and miscellaneous receipts.....		333413-SM						
Secondary products.....		333413-S	12/11	152.704	152.704	152.704	152.704	152.704
Heating equipment (except warm air furnaces) mfg.....	333414		06/80	447.846	447.789	448.183	449.501	452.636
Primary products.....		333414-P	06/80	430.593	430.534	430.924	432.170	435.171
Other heating equipment, except electric (incl. parts for nonelectric equipment & oil burners).....		333414-D	06/99	230.302	230.234	230.684	230.493	230.432
Cast iron heating boilers, radiators, and convectors (except parts).....		333414-1	06/99	289.688	289.688	289.688	289.688	289.688
Domestic heating stoves (except electric and parts).....		333414-3	06/80	316.517	316.517	316.517	316.517	316.517
Floor and wall furnaces, unit heaters, infrared heaters, and mechanical stokers....		333414-7	06/99	203.243	203.243	203.243	206.101	212.284
Secondary products and miscellaneous receipts.....		333414-SM						
Secondary products.....		333414-S	06/80	450.402	450.402	450.402	450.402	450.402
Air-conditioning, refrigeration, and forced air heating equipment mfg.....	333415		12/82	290.788	292.054	291.060	291.749	292.027
Primary products.....		333415-P	12/82	294.252	295.455	294.494	295.095	295.348
Warm air furnaces, including duct furnaces and humidifiers, and electric comfort heating.....		333415-C	12/89	224.955	222.539	223.730	223.119	222.105
Parts and accessories for air conditioning and heat transfer equipment.....		333415-D	12/89	272.504	271.556	270.942	270.044	271.197
Unitary air-conditioners, except air source heat pumps.....		333415-E	12/82	259.489	262.596	260.188	262.519	264.634
Heat pumps.....		333415-H	12/09	141.316	141.316	141.316	141.316	141.316
Heat transfer equipment (except elec dehumidifiers), mechanically refrigerated, self-contained.....		333415-2	12/03	248.167	251.386	250.406	250.669	248.717
Commercial refrigerators and related equipment.....		333415-3	12/82	400.788	400.788	399.457	399.457	399.457
Refrigeration condensing units, all refrigerants, except ammonia (complete).....		333415-5	12/82	383.703	383.703	383.703	383.703	383.703
All other miscellaneous refrigeration and air-conditioning equipment.....		333415-9	12/89	281.051	281.051	281.051	281.051	281.051
Secondary products and miscellaneous receipts.....		333415-SM						
Miscellaneous receipts.....		333415-M	12/82	259.165	259.165	259.165	259.165	259.165
Metalworking machinery manufacturing.....	3335		12/03	145.391	145.732	146.400	146.682	146.961
Metalworking machinery manufacturing.....	33351		12/03	145.376	145.718	146.386	146.667	146.946
Industrial mold mfg.....	333511		12/03	125.698	125.697	125.714	125.927	125.940
Primary products.....		333511-P	12/03	125.609	125.609	125.609	125.609	125.609
Industrial molds and mold boxes.....		333511-0	06/81	154.536	154.536	154.536	154.536	154.536
Industrial injection-type molds made of metal for plastics.....		333511-05	12/09	115.066	115.066	115.066	115.066	115.066
Other industrial molds and mold boxes.....		333511-06	12/09	124.764	124.764	124.764	124.764	124.764
Secondary products and miscellaneous receipts.....		333511-SM						
Secondary products.....		333511-S	12/03	146.018	146.018	146.018	-	-
Special tool, die, jig, and fixture mfg.....	333514		12/03	133.707	133.977	135.656	135.917	136.688
Primary products.....		333514-P	06/81	219.024	219.498	222.364	222.884	224.200
Special dies, tools, jigs, and fixtures.....		333514-0	06/81	219.024	219.498	222.364	222.884	224.200
Jigs and fixtures, including parts.....		333514-0A	06/81	338.108	339.309	343.405	344.632	344.993
Metalworking die and die sets.....		333514-0B	12/02	123.198	123.681	127.186	127.764	130.653
Standard punches, industrial prototypes, die parts & other special tooling for dies.....		333514-0C	06/94	156.390	156.390	157.172	157.172	157.172
Secondary products and miscellaneous receipts.....		333514-SM						
Miscellaneous receipts.....		333514-M	12/03	114.405	114.405	114.405	114.405	114.405
Secondary products.....		333514-S	12/03	137.025	137.412	140.277	140.277	141.595
Cutting tool and machine tool accessory mfg.....	333515		06/83	227.753	227.914	229.056	229.155	229.446
Primary products.....		333515-P	06/83	213.131	213.292	214.435	214.530	214.760
Cutting tools for machine tools and metalworking machinery.....		333515-4	06/83	201.038	201.217	201.783	201.888	201.997
Other cutting tools for machine tools, excluding tips and blanks.....		333515-41	12/00	146.904	146.904	146.904	146.904	146.945
End mills and milling cutters.....		333515-44	06/83	227.516	227.705	227.962	228.563	228.563
Threading tools, including blanks, tips and inserts.....		333515-45	06/07	124.952	124.952	126.690	126.690	126.690
Carbon and high-speed steel shank, solid, tipped carbide twist drills for machine tools.....		333515-48	12/11	124.280	125.388	128.026	128.303	128.303
Taps, carbide indexable, and throwaway inserts for machine tools.....		333515-49	12/11	135.597	135.597	135.597	135.597	136.409
Other attachments and accessories for machine tools and metalworking machinery.....		333515-5	06/83	257.650	257.650	262.738	262.738	263.794
Secondary products and miscellaneous receipts.....		333515-SM						

See footnotes at end of table.

Table 11. Producer price indexes for net output of selected industries and their products, not seasonally adjusted — Continued
[August 2023]

Title ¹	Industry code	Product code	Index base	Unadjusted index ²				
				Apr. 2023	May 2023 ^P	June 2023 ^P	July 2023 ^P	Aug. 2023 ^P
Cutting tool and machine tool accessory mfg - Continued								
Secondary products.....		333515-S	06/83	230.961	230.961	230.961	230.961	233.895
Machine tool mfg.....	333517		12/11	130.119	131.123	131.348	131.863	131.872
Primary products.....		333517-P	12/11	127.051	128.134	128.165	128.662	128.662
Metal cutting machine tools.....		333517-2	06/83	220.528	221.704	221.736	222.793	222.793
Parts for metal cutting machine tools (sold separately) & rebuilt machine tools...		333517-26	06/83	202.910	202.910	202.676	205.421	205.421
Metal machining centers (multifunction numerically controlled machines).....		333517-27	06/83	201.222	201.222	201.222	201.222	201.222
Other metal cutting machine tools.....		333517-2B	12/09	124.106	124.991	124.991	125.739	125.739
Metal forming machine tools.....		333517-3	06/81	291.674	298.270	298.481	298.481	298.481
Metal punching and shearing (power & manual), and bending and forming machines (power only).....		333517-31	06/81	230.673	233.479	233.479	233.479	233.479
Parts for metal forming machine tools (sold separately) and rebuilt metal forming machine tools.....		333517-37	06/81	286.981	296.506	297.157	297.157	297.157
Secondary products and miscellaneous receipts.....		333517-SM						
Miscellaneous receipts.....		333517-M	12/11	146.461	146.461	146.461	147.577	147.577
Secondary products.....		333517-S	12/11	149.807	149.861	156.118	156.118	156.417
Rolling mill and other metalworking machinery mfg.....	333519		12/11	142.319	142.159	141.930	141.977	141.998
Primary products.....		333519-P	12/11	145.497	145.333	145.075	145.075	145.098
Other metalworking machinery, excluding handheld & ultrasonic.....		333519-83	06/83	327.677	327.677	327.677	327.677	327.677
Secondary products and miscellaneous receipts.....		333519-SM						
Miscellaneous receipts.....		333519-M	12/11	135.547	—	—	—	—
Turbine and power transmission equipment mfg.....	3336		12/84	222.080	222.366	222.523	223.200	224.311
Turbine and power transmission equipment mfg.....	33361		12/84	222.074	222.360	222.517	223.194	224.306
Turbine and turbine generator set units mfg.....	333611		06/82	256.388	256.817	256.420	252.034	256.219
Primary products.....		333611-P	06/82	257.017	257.422	257.047	252.903	256.858
Turbines and turbine generator sets.....		333611-0	06/11	119.464	119.652	119.478	117.552	119.390
Steam, gas, and other turbines and turbine generators.....		333611-05	12/03	151.734	151.852	152.170	148.592	149.673
Parts & accessories for turbines, turbine generators, and turbine generator sets.....		333611-07	12/03	145.221	145.221	145.221	145.221	145.221
Speed changer, drive, and gear mfg.....	333612		12/83	377.757	380.889	381.636	381.636	381.636
Primary products.....		333612-P	12/83	349.881	353.006	353.751	353.751	353.751
Gears, pinions, racks, and worms, sold separately.....		333612-3	12/83	256.142	261.379	261.379	261.379	261.379
Speed changers, industrial high speed drives, and parts other than loose gearing.....		333612-7	12/03	216.900	216.615	217.488	217.488	217.488
Secondary products and miscellaneous receipts.....		333612-SM						
Mechanical power transmission equipment mfg.....	333613		12/84	356.828	357.466	358.234	358.234	359.588
Primary products.....		333613-P	12/84	339.749	340.398	341.180	341.180	342.554
Mechanical power transmission equipment, except speed changers, drives, & gears.....		333613-3	12/84	370.525	371.385	372.074	372.074	373.896
Secondary products and miscellaneous receipts.....		333613-SM						
Other engine equipment mfg.....	333618		12/82	189.600	189.592	189.861	192.660	192.664
Primary products.....		333618-P	12/82	191.047	191.040	191.295	193.934	193.938
Parts & accessories for internal combustion engines, ex. aircraft & gasoline automotive engines.....		333618-F	12/82	245.725	245.725	245.725	245.620	245.620
Diesel, semidiesel, and dual-fuel engines (except automotive).....		333618-3	12/82	213.163	213.174	214.450	226.366	226.366
Diesel, semidiesel, and dual-fuel engines for automobiles, trucks, and buses.....		333618-5	12/82	166.394	166.394	166.394	166.394	166.394
Secondary products and miscellaneous receipts.....		333618-SM						
Secondary products.....		333618-S	12/82	176.864	176.864	176.864	185.168	185.172
Other general purpose machinery manufacturing.....	3339		12/03	198.523	200.165	200.455	200.988	201.111
Pump and compressor manufacturing.....	33391		12/03	206.065	209.462	210.221	212.045	211.963
Air and gas compressor mfg.....	333912		06/84	329.280	330.496	331.866	335.971	335.274
Primary products.....		333912-P	06/84	338.446	339.825	341.294	345.711	345.082
Air and gas compressors and vacuum pumps.....		333912-1	06/84	351.904	353.549	355.316	360.541	359.216
Parts & attachments for air & gas compressors, ex. refrigeration, ice making, & a/c.....		333912-6	06/84	400.957	402.658	404.359	410.079	413.164
Secondary products and miscellaneous receipts.....		333912-SM						
Miscellaneous receipts.....		333912-M	11/86	252.944	251.405	251.405	251.405	251.405
Measuring, dispensing, and other pumping equipment mfg.....	333914		12/83	343.501	351.788	352.955	355.257	355.468
Primary products.....		333914-P	12/83	343.903	352.155	353.341	355.798	355.800
Pumps and pumping equipment, excluding measuring and dispensing pumps.....		333914-1	12/09	147.612	151.280	151.807	152.900	152.901
Pumps and pumping equipment, complete, excluding measuring and dispensing pumps.....		333914-11	12/09	148.746	152.943	153.307	154.589	154.590
Domestic water systems.....		333914-111	12/83	313.273	313.273	313.273	313.273	—
Oil-well and oil-field pumps, except boiler feed.....		333914-113	12/09	121.896	121.896	121.896	121.896	122.489
Industrial pumps, excluding hydraulic fluid power pumps, automatic circulating pumps, etc.....		333914-114	12/83	352.621	366.309	367.495	371.675	371.675

See footnotes at end of table.

Table 11. Producer price indexes for net output of selected industries and their products, not seasonally adjusted — Continued
 [August 2023]

Title ¹	Industry code	Product code	Index base	Unadjusted index ²				
				Apr. 2023	May 2023 ^P	June 2023 ^P	July 2023 ^P	Aug. 2023 ^P
Measuring, dispensing, and other pumping equipment mfg - Continued								
Other pumps, except automotive circulating pumps, and measuring and dispensing pumps.....		333914-115	12/01	227.309	227.309	227.309	227.309	227.309
Parts and attachments for pumps and pumping equipment, excluding measuring and dispensing.....		333914-15	12/83	414.617	416.432	420.750	420.750	420.750
Secondary products and miscellaneous receipts.....		333914-SM						
Miscellaneous receipts.....		333914-M	12/17	123.265	123.265	124.129	124.129	125.285
Secondary products.....		333914-S	12/17	149.760	154.912	155.162	155.508	156.427
Material handling equipment manufacturing.....	33392		12/03	210.521	211.304	211.793	211.872	211.870
Elevator and moving stairway mfg.....	333921		06/81	241.847	241.847	241.847	241.847	241.777
Primary products.....		333921-P	06/81	230.497	230.497	230.497	230.497	230.424
Elevators and moving stairways.....		333921-1	06/81	223.317	223.317	223.317	223.317	223.317
Parts and attachments for elevators and moving stairways (sold separately).....		333921-3	06/81	290.591	290.591	290.591	290.591	289.977
Secondary products and miscellaneous receipts.....		333921-SM						
Conveyor and conveying equipment mfg.....	333922		06/84	293.971	294.982	295.205	295.026	295.026
Primary products.....		333922-P	06/84	282.210	282.842	282.941	282.766	282.766
Unit handling conveyors and conveying systems.....		333922-1	06/84	228.284	228.399	228.094	227.796	227.796
Unit handling gravity and trolley conveyors and conveying systems.....		333922-12	06/09	129.711	129.711	129.711	129.711	129.711
Unit handling tow, belt, roller, pneumatic, portable, carousel, and other nonbelt conveyors.....		333922-14	06/09	142.926	143.111	142.620	142.142	142.142
Parts and accessories for unit handling conveyors and conveying systems, sold separately.....		333922-7	06/84	275.674	275.674	275.899	275.899	275.899
Bulk material handling conveyors and conveying systems.....		333922-8	06/84	311.705	313.547	314.407	314.407	314.407
Parts and accessories for bulk material handling conveyors and conveying systems.....		333922-9	06/84	495.436	495.436	495.436	495.436	495.436
Secondary products and miscellaneous receipts.....		333922-SM						
Miscellaneous receipts.....		333922-M	06/84	389.943	417.263	426.370	426.370	426.370
Secondary products.....		333922-S	06/84	334.907	334.907	334.907	334.907	334.907
Overhead cranes, hoists and monorail systems mfg.....	333923		12/03	224.271	225.156	225.450	225.619	225.627
Primary products.....		333923-P	12/03	225.828	226.762	227.071	227.248	227.248
Hoists and parts and attachments for hoists (sold separately).....		333923-1	12/84	326.517	326.517	328.836	328.836	328.836
Overhead traveling cranes and monorail systems, including parts and attachments sold separately.....		333923-3	12/84	331.445	337.778	337.671	339.241	339.241
Winches, aerial work platforms, and automotive wrecker hoists, including parts and attachments.....		333923-7	12/03	231.163	231.517	231.517	231.517	231.517
Secondary products and miscellaneous receipts.....		333923-SM						
Secondary products.....		333923-S	12/03	211.479	211.150	211.150	211.150	212.785
Industrial truck, trailer, and stacker mfg.....	333924		12/79	329.351	331.092	332.923	333.334	333.349
Primary products.....		333924-P	12/79	332.980	334.762	336.615	337.036	337.052
Industrial trucks, tractors, mobile straddle carriers & cranes, & automatic stacking machines.....		333924-2	12/79	299.871	301.723	303.858	304.303	304.320
Work trucks with lifting & handling equipment, operator riding, electric, self-propelled.....		333924-21	06/02	223.953	229.132	229.355	229.355	229.355
Work trucks, not fitted with lifting and handling equipment.....		333924-25	06/02	212.381	212.393	214.678	215.255	215.273
Bulk powered material moving equipment, dock boards and metal pallets and skids.....		333924-26	06/02	204.455	204.455	206.084	206.084	206.084
Other work trucks with lifting & handling equipment, non-riding electric or any non-electric.....		333924-27	06/02	187.516	189.773	189.874	189.928	189.944
Parts and attachments for industrial trucks and tractors (sold separately).....		333924-3	12/86	356.582	357.420	357.383	357.551	357.551
Secondary products and miscellaneous receipts.....		333924-SM						
Secondary products.....		333924-S	12/79	512.727	512.751	526.004	525.616	-
All other general purpose machinery mfg.....	33399		12/03	184.876	186.055	185.976	186.083	186.399
Power-driven handtool mfg.....	333991		12/80	256.262	272.183	272.183	272.183	272.183
Primary products.....		333991-P	12/80	248.539	264.296	264.296	264.296	264.296
Power-driven handtools, pneumatic, hydraulic, and powder-actuated.....		333991-6	12/80	348.547	367.945	367.945	367.945	367.945
Power-driven handtools, electric (except battery powered), including parts.....		333991-9	12/04	141.271	151.128	151.128	151.128	151.128
Secondary products and miscellaneous receipts.....		333991-SM						
Miscellaneous receipts.....		333991-M	06/86	208.596	208.596	208.596	208.596	208.596
Welding and soldering equipment mfg.....	333992		12/84	361.208	361.208	361.208	361.443	361.395
Primary products.....		333992-P	12/84	377.537	377.537	377.537	377.771	377.713
Other welding equipment, components, and accessories (excluding arc, resistance, and gas).....		333992-A	06/90	185.178	185.178	185.178	185.178	185.178
Arc welding machines, components, and accessories, excluding electrodes and stud welding equip.....		333992-1	12/84	410.850	410.850	410.850	410.850	410.748
Resistance welders, components, accessories, and electrodes.....		333992-7	12/84	279.693	279.693	279.693	-	-
Gas welding and cutting equipment, parts, attachments, and accessories.....		333992-9	06/83	264.778	264.778	264.778	267.584	267.584
Secondary products and miscellaneous receipts.....		333992-SM						
Miscellaneous receipts.....		333992-M	12/84	261.284	261.284	261.284	262.788	261.989
Packaging machinery mfg.....	333993		12/88	273.919	275.897	277.891	277.891	277.891

See footnotes at end of table.

Table 11. Producer price indexes for net output of selected industries and their products, not seasonally adjusted — Continued
 [August 2023]

Title ¹	Industry code	Product code	Index base	Unadjusted index ²				
				Apr. 2023	May 2023 ^P	June 2023 ^P	July 2023 ^P	Aug. 2023 ^P
Packaging machinery mfg - Continued								
Primary products.....		333993-P	12/88	280.384	282.460	284.559	284.559	284.559
Packing, packaging, and bottling machinery, excluding parts.....		333993-1	12/88	267.405	270.040	272.304	272.304	272.304
Parts for packing, packaging, and bottling machinery.....		333993-5	12/88	338.761	338.761	340.301	340.301	340.301
Secondary products and miscellaneous receipts.....		333993-SM						
Industrial process furnace and oven mfg.....	333994		06/81	296.888	299.508	299.744	301.677	304.017
Primary products.....		333994-P	06/81	293.320	296.282	296.486	298.233	301.377
Industrial process furnaces & ovens, & industrial electrical heating equipment. . . .		333994-0	12/04	171.781	173.516	173.636	174.658	176.500
Industrial process furnaces & ovens, & industrial electrical heating equipment, except parts.....		333994-0A	06/11	143.626	144.543	144.678	145.834	146.368
Parts and attachments for industrial process furnaces and ovens.....		333994-0B	06/11	144.530	147.517	147.517	147.517	151.942
Secondary products and miscellaneous receipts.....		333994-SM						
Miscellaneous receipts.....		333994-M	12/86	205.255	206.816	207.250	207.780	203.923
Fluid power cylinder and actuator mfg.....	333995		06/90	272.967	272.967	274.130	274.130	274.687
Primary products.....		333995-P	06/90	274.935	274.935	276.159	276.159	276.744
Nonaerospace-type hydraulic & all aerospace fluid power cylinders & actuators, linear & rotary.....		333995-2	06/90	265.149	265.149	266.837	266.837	267.678
Nonaerospace-type pneumatic fluid power cylinders & actuators, linear & rotary. . .		333995-3	06/90	207.531	207.531	-	-	-
Parts for hydraulic & pneumatic fluid power cylinders & actuators, incl accumulators & cushions.....		333995-8	06/90	317.999	317.999	318.225	318.225	318.225
Secondary products and miscellaneous receipts.....		333995-SM						
Fluid power pump and motor mfg.....	333996		06/90	230.549	230.549	230.533	231.093	231.311
Primary products.....		333996-P	06/90	235.822	235.822	235.801	236.432	236.589
Nonaerospace-type reciprocating fluid power pumps.....		333996-1	12/97	200.173	200.173	200.173	199.918	199.918
Nonaerospace-type fluid power motors.....		333996-5	12/97	239.271	239.271	239.271	239.271	240.222
Parts for fluid power pumps, motors, and hydrostatic transmissions.....		333996-9	12/97	188.645	188.645	188.543	188.636	188.695
Secondary products and miscellaneous receipts.....		333996-SM						
Miscellaneous receipts.....		333996-M	06/99	184.836	184.836	184.836	184.836	185.464
All other miscellaneous general purpose machinery mfg.....	333998		12/84	286.479	286.732	284.975	284.937	285.656
Primary products.....		333998-P	12/84	280.650	280.842	279.027	278.737	279.444
Scale and balance mfg.....		333998-7	12/80	245.919	246.525	249.788	250.198	250.198
Retail, commercial, household, and mailing scales and balances.....		333998-74	12/91	195.584	195.584	195.584	196.020	196.020
Parts, attachments, and accessories for scales and balances.....		333998-76	12/91	268.862	270.897	271.681	272.758	272.758
Vehicle and industrial scales.....		333998-77	12/91	202.420	202.737	206.017	206.250	206.250
Motor truck and railroad track scales.....		333998-771	12/10	154.717	154.717	154.717	154.717	154.717
Industrial scales (including automatic checkweigher and bulkweigher scales).....		333998-772	12/10	172.865	174.023	174.926	175.777	175.777
All other miscellaneous general purpose machinery mfg.....		333998-9	12/84	281.078	281.239	279.068	278.730	279.483
Filters and strainers, except fluid power.....		333998-91	12/88	284.082	284.881	284.881	284.881	284.881
Industrial filters and strainers and reusable media, except fluid power.....		333998-911	06/07	173.294	173.909	173.909	173.909	173.909
Nonreusable media for filters and strainers, except fluid power.....		333998-912	12/88	277.865	277.865	277.865	277.865	277.865
Parts and accessories for filters and strainers, except fluid power.....		333998-913	12/88	378.856	378.856	378.856	378.856	378.856
All other miscellaneous general industrial machinery.....		333998-97	06/07	153.535	153.542	151.838	151.572	152.163
Secondary products and miscellaneous receipts.....		333998-SM						
Miscellaneous receipts.....		333998-M	12/22	100.672	101.259	101.259	103.604	103.860
Secondary products.....		333998-S	12/22	102.035	102.104	102.177	102.249	102.427
Computer & electronic product mfg.....	334		12/03	98.997	98.802	98.879	99.115	99.520
Computer & peripheral equipment mfg.....	3341		12/06	58.773	58.218	57.302	57.166	58.175
Computer & peripheral equipment mfg.....	33411		12/06	58.773	58.218	57.302	57.166	58.175
Electronic computer mfg.....	334111		02/23	99.747	97.522	95.216	95.102	98.850
Primary products.....		334111-P	02/23	99.716	97.222	94.636	94.507	98.711
Host computers, multiusers (mainframes, medium-scale systems, UNIX and PC servers).....		334111-5	02/23	99.759	96.810	93.809	93.727	98.758
Single user computers, microprocessor based, general purpose.....		334111-7	02/23	99.497	99.347	98.903	98.534	98.467
Portable computers, laptops, tablets and other single user computers.....		334111-72	02/23	98.584	97.341	97.087	97.156	96.969
Personal computers and workstations (excluding portable computers).....		334111-73	02/23	99.911	100.256	99.726	99.159	99.147
Secondary products and miscellaneous receipts.....		334111-SM						
Computer storage device mfg.....	334112		12/04	62.687	62.687	61.284	60.731	60.731
Primary products.....		334112-P	12/04	50.824	50.824	49.695	49.251	49.251
Computer storage devices (except parts, attachments and accessories).....		334112-1	12/04	50.195	50.195	49.044	48.591	48.591
Secondary products and miscellaneous receipts.....		334112-SM						
Computer terminal and other computer peripheral equipment mfg.....	334118		12/93	62.904	62.907	62.909	62.997	63.243
Primary products.....		334118-P	12/93	64.587	64.589	64.589	64.684	64.949
Computer terminals (including POS and funds-transfer devices) and other computer peripherals.....		334118-D	12/93	37.969	37.972	37.972	37.972	37.972
Secondary products and miscellaneous receipts.....		334118-SM						
Miscellaneous receipts.....		334118-M	12/93	60.906	60.906	-	-	-

See footnotes at end of table.

Table 11. Producer price indexes for net output of selected industries and their products, not seasonally adjusted — Continued
 [August 2023]

Title ¹	Industry code	Product code	Index base	Unadjusted index ²				
				Apr. 2023	May 2023 ^P	June 2023 ^P	July 2023 ^P	Aug. 2023 ^P
Computer terminal and other computer peripheral equipment mfg - Continued								
Secondary products.....		334118-S	08/94	56.145	56.145	56.572	56.575	56.575
Communications equipment mfg.....	3342		12/85	101.980	101.962	102.525	102.513	102.567
Telephone apparatus mfg.....	33421		12/03	92.307	92.294	95.669	94.890	95.236
Telephone apparatus mfg.....	334210		12/85	92.759	92.746	96.143	95.359	95.707
Primary products.....		334210-P	12/85	92.955	92.942	96.432	95.627	95.984
Telephone and wireline data networking equipment.....		334210-0	12/85	92.955	92.942	96.432	95.627	95.984
Secondary products and miscellaneous receipts.....		334210-SM						
Radio/TV broadcast & wireless comm equip mfg.....	33422		12/03	102.827	102.775	102.755	102.771	102.763
Broadcast and wireless communications equipment mfg.....	334220		12/91	96.459	96.410	96.391	96.406	96.398
Primary products.....		334220-P	12/91	92.708	92.659	92.640	92.650	92.641
Broadcast, studio, and related electronic equipment.....		334220-2	12/85	121.902	121.185	120.910	121.061	120.917
Radio station equipment.....		334220-5	06/13	114.046	114.046	114.046	114.046	114.046
Other broadcast and wireless communications systems and equipment.....		334220-9	06/13	107.779	107.779	107.779	107.779	107.779
Secondary products and miscellaneous receipts.....		334220-SM						
Other communications equipment mfg.....	33429		12/03	137.401	137.596	137.525	138.602	138.602
Other communications equipment mfg.....	334290		12/91	147.385	147.594	147.517	148.673	148.673
Primary products.....		334290-P	12/91	155.605	155.847	155.755	157.115	157.115
Alarm systems, including electric sirens and horns.....		334290-1	12/85	150.476	150.476	150.476	152.547	—
Intercommunications systems, incl inductive paging systems, excl telephone & telegraph.....		334290-3	12/85	265.742	272.201	272.201	272.201	272.201
Secondary products and miscellaneous receipts.....		334290-SM						
Secondary products.....		334290-S	12/91	161.426	163.327	164.326	164.244	—
Audio & video equipment mfg.....	3343		12/03	100.568	100.624	100.624	100.625	100.625
Audio and video equipment mfg.....	33431		12/03	100.568	100.624	100.624	100.625	100.625
Audio and video equipment mfg.....	334310		03/80	72.774	72.814	72.814	72.815	72.815
Primary products.....		334310-P	03/80	64.235	64.235	64.235	64.235	64.235
Speakers and commercial sound equipment.....		334310-4	03/80	180.844	180.844	180.844	180.844	180.844
Other consumer audio and video equipment.....		334310-5	03/80	141.643	141.643	141.643	141.643	141.643
Secondary products and miscellaneous receipts.....		334310-SM						
Miscellaneous receipts.....		334310-M	12/86	96.681	98.430	98.430	98.458	98.451
Semiconductor and other electronic component mfg.....	3344		12/84	57.142	56.557	56.668	56.717	56.850
Semiconductor and other electronic component mfg.....	33441		12/84	57.152	56.567	56.678	56.727	56.861
Bare printed circuit board mfg.....	334412		06/91	117.370	117.299	118.752	118.755	118.941
Primary products.....		334412-P	06/91	115.261	115.261	116.928	116.928	117.142
Bare printed circuit boards.....		334412-0	06/82	129.519	129.519	131.392	131.392	131.632
Secondary products and miscellaneous receipts.....		334412-SM2						
Semiconductors and related device mfg.....	334413		12/98	31.625	31.522	31.594	31.515	31.533
Primary products.....		334413-P	12/98	30.583	30.483	30.552	30.488	30.506
Other semiconductor devices, including parts such as chips, wafers, and heat sinks.....		334413-A	06/81	55.524	55.524	55.524	56.678	56.678
Integrated microcircuits, incl semiconductor networks, microprocessors, & MOS memories.....		334413-1	12/98	22.244	22.126	22.208	21.839	21.860
Secondary products and miscellaneous receipts.....		334413-SM						
Electronic connector mfg.....	334417		12/80	275.561	275.713	274.662	275.565	275.577
Primary products.....		334417-P	12/80	272.249	272.417	271.257	272.253	272.267
Electronic connectors, including parts.....		334417-0	12/80	272.249	272.417	271.257	272.253	272.267
Secondary products and miscellaneous receipts.....		334417-SM						
Secondary products.....		334417-S1	05/99	162.201	162.201	162.201	162.201	162.201
Printed circuit assembly mfg.....	334418		12/03	75.813	71.286	71.307	71.522	71.522
Primary products.....		334418-P	12/03	77.766	72.820	72.878	73.113	73.113
Printed circuit assemblies, loaded boards, modules, and consumer external modems.....		334418-9	06/06	83.653	78.333	78.396	78.649	78.649
Secondary products and miscellaneous receipts.....		334418-SM						
Other electronic component mfg.....	334419		12/03	151.908	152.780	153.216	154.518	156.304
Primary products.....		334419-P	12/03	157.473	158.393	158.876	160.320	160.714
Other electronic components.....		334419-0	12/03	157.473	158.393	158.876	160.320	160.714
Secondary products and miscellaneous receipts.....		334419-SM						
Secondary products.....		334419-S	12/03	104.721	107.118	107.139	107.139	107.139
Capacitor, resistor, coil, transformer, and other inductor mfg.....	33441K		12/11	155.086	155.086	155.087	155.087	155.087
Primary products.....		33441K-P	12/11	159.273	159.273	159.274	159.274	159.274
Capacitors for electronic circuitry.....		33441K-4	06/81	261.342	261.342	261.342	261.342	261.342
Electronic coils, transformers, and other inductors.....		33441K-6	06/00	166.509	166.509	166.511	166.511	166.511

See footnotes at end of table.

Table 11. Producer price indexes for net output of selected industries and their products, not seasonally adjusted — Continued
[August 2023]

Title ¹	Industry code	Product code	Index base	Unadjusted index ²				
				Apr. 2023	May 2023 ^P	June 2023 ^P	July 2023 ^P	Aug. 2023 ^P
Capacitor, resistor, coil, transformer, and other inductor mfg - Continued								
Secondary products and miscellaneous receipts.....		33441K-SM						
Nav/measuring/medical/control instruments mfg.....	3345		12/03	142.666	142.981	143.132	143.740	144.340
Nav/measuring/medical/control instruments mfg.....	33451		12/03	142.666	142.981	143.132	143.740	144.340
Electromedical apparatus mfg.....	334510		06/85	86.498	86.708	86.708	87.929	87.929
Primary products.....		334510-P	06/85	74.856	74.974	74.974	76.096	76.096
Electromedical equipment, excluding ionizing radiation equipment.....		334510-2	12/02	86.170	86.319	86.319	87.737	87.737
Secondary products and miscellaneous receipts.....		334510-SM						
Miscellaneous receipts.....		334510-M	12/90	158.766	162.879	162.879	162.879	162.879
Search, detection, and navigation instruments.....	334511		12/91	188.371	188.372	188.459	189.156	190.575
Primary products.....		334511-P	12/91	184.742	184.742	184.834	185.550	186.922
Aeronautical, nautical & navigational instruments, not sending or receiving radio signals.....		334511-1	12/85	325.725	325.725	325.725	331.603	334.222
Search, detection, navigation, and guidance systems and equipment.....		334511-3	12/91	178.767	178.767	178.879	178.879	180.177
Secondary products and miscellaneous receipts.....		334511-SM						
Secondary products.....		334511-S	12/91	224.608	—	—	—	—
Automatic environmental control mfg.....	334512		12/79	310.054	315.897	316.221	316.221	317.394
Primary products.....		334512-P	12/79	276.133	281.936	282.257	282.257	283.422
Automatic environmental controls for monitoring residential, commercial, and appliance use.....		334512-0	12/03	147.358	150.455	150.626	150.626	151.248
Secondary products and miscellaneous receipts.....		334512-SM						
Miscellaneous receipts.....		334512-M	12/04	204.796	204.796	204.796	204.796	204.796
Industrial process variable instruments.....	334513		06/83	273.678	274.298	275.885	275.183	277.477
Primary products.....		334513-P	06/83	287.066	287.726	289.502	288.712	291.277
Process control instruments.....		334513-0	12/03	171.355	171.748	172.809	172.337	173.868
Secondary products and miscellaneous receipts.....		334513-SM						
Miscellaneous receipts.....		334513-M	06/83	247.314	247.314	247.314	247.314	247.314
Totalizing fluid meters and counting devices mfg.....	334514		12/85	247.456	247.921	249.181	250.550	250.522
Primary products.....		334514-P	12/85	252.751	253.277	254.668	256.130	256.093
Integrating and totalizing fluid meters, counting devices, and motor vehicle instruments.....		334514-0	12/85	252.751	253.277	254.668	256.130	256.093
Secondary products and miscellaneous receipts.....		334514-SM						
Secondary products.....		334514-S	12/85	183.509	184.924	184.924	184.924	185.150
Electricity and signal testing instruments mfg.....	334515		12/83	177.162	177.820	177.773	178.199	178.190
Primary products.....		334515-P	12/83	169.677	170.373	170.324	170.774	170.764
Test equipment for testing electrical, radio, and communication circuits, and motors.....		334515-4	12/83	170.318	171.208	171.146	171.722	171.712
Secondary products and miscellaneous receipts.....		334515-SM						
Analytical laboratory instrument mfg.....	334516		12/85	185.264	186.813	186.984	186.300	186.238
Primary products.....		334516-P	12/85	186.182	187.777	187.953	187.250	187.184
Analytical and scientific instruments, excluding optical.....		334516-0	12/85	186.182	187.777	187.953	187.250	187.184
Secondary products and miscellaneous receipts.....		334516-SM						
Irradiation apparatus mfg.....	334517		06/90	124.147	124.147	124.147	124.147	124.149
Primary products.....		334517-P	06/85	125.081	125.081	125.081	125.081	125.081
Irradiation (ionizing radiation) equipment.....		334517-0	06/85	125.081	125.081	125.081	125.081	125.081
Secondary products and miscellaneous receipts.....		334517-SM						
Other measuring and controlling device mfg.....	334519		06/85	203.906	203.985	204.331	205.245	206.993
Primary products.....		334519-P	06/85	195.243	195.319	195.663	196.566	197.846
Physical properties testing & inspection equipment and kinematic testing & measuring equipment.....		334519-4	06/85	200.919	200.919	200.919	200.919	201.489
Nuclear radiation detection and monitoring instruments.....		334519-5	06/85	246.669	247.589	248.578	248.578	248.578
Commercial, geophysical, meteorological, and general-purpose instruments and equipment.....		334519-7	06/85	197.972	197.972	196.724	196.724	201.152
Secondary products and miscellaneous receipts.....		334519-SM						
Miscellaneous receipts.....		334519-M	06/85	273.307	273.429	273.519	273.975	289.949
Manufacturing and reproducing magnetic and optical media.....	3346		12/03	117.341	117.513	117.768	117.753	118.215
Manufacturing and reproducing magnetic and optical media.....	33461		12/03	117.341	117.513	117.768	117.753	118.215
Manufacturing and reproducing magnetic and optical media.....	334610		01/19	137.493	137.695	137.993	137.976	138.517
Primary products.....		334610-P	01/19	138.675	138.878	139.179	139.161	139.707
Electrical equipment and appliance mfg.....	335		12/03	196.431	196.688	197.349	197.896	198.962
Electric lighting equipment mfg.....	3351		12/03	151.505	152.022	152.771	153.241	153.103
Electric lighting equipment mfg.....	33513		12/22	102.133	102.484	102.985	103.303	103.210
Residential electric lighting fixture mfg.....	335131		12/83	247.597	248.147	248.163	248.168	248.149
Primary products.....		335131-P	12/83	255.529	255.532	255.526	255.526	255.528

See footnotes at end of table.

Table 11. Producer price indexes for net output of selected industries and their products, not seasonally adjusted — Continued
 [August 2023]

Title ¹	Industry code	Product code	Index base	Unadjusted index ²				
				Apr. 2023	May 2023 ^P	June 2023 ^P	July 2023 ^P	Aug. 2023 ^P
Residential electric lighting fixture mfg - Continued								
Residential-type electric lighting fixtures (except portable), including parts and accessories.....		335131-1	12/83	232.956	232.956	232.944	232.943	232.944
Residential-type portable lighting fixtures, including parts and accessories.....		335131-4	12/83	293.156	293.163	293.171	293.171	293.177
Secondary products and miscellaneous receipts.....		335131-SM						
Secondary products.....		335131-S	12/83	306.523	314.791	315.106	315.182	314.870
Nonresidential electric lighting fixture mfg.....	335132		06/81	261.917	263.563	264.029	265.635	265.173
Primary products.....		335132-P	06/81	259.665	261.458	261.967	263.717	263.214
Commercial and institutional-type electric lighting fixtures, including parts and accessories.....		335132-1	06/81	248.911	250.956	251.536	251.676	251.102
Industrial-type electric lighting fixtures, including parts and accessories.....		335132-5	06/81	290.410	290.410	290.410	301.811	301.811
Secondary products and miscellaneous receipts.....		335132-SM						
Secondary products.....		335132-S	06/81	323.810	323.810	323.801	-	-
Other lighting equipment, including lamps and bulbs mfg.....	335139		06/85	179.228	179.262	181.082	181.114	181.100
Primary products.....		335139-P	12/22	103.015	103.015	104.129	104.129	104.129
Electric lamp bulb, tubes, and components.....		335139-1	12/83	84.553	84.553	88.436	88.436	88.436
Outdoor lighting equipment (including parts and accessories).....		335139-2	06/85	209.474	209.474	209.474	209.474	209.474
Secondary products and miscellaneous receipts.....		335139-SM						
Secondary products.....		335139-S	06/85	190.431	191.084	-	-	-
Household appliance mfg.....	3352		12/84	161.614	162.606	162.314	161.860	163.052
Small electrical appliance mfg.....	33521		12/03	130.921	131.232	131.192	131.179	131.251
Small electrical appliance mfg.....	335210		12/11	118.978	119.260	119.224	119.213	119.278
Primary products.....		335210-P	12/11	119.497	119.788	119.749	119.737	119.745
Parts and attachments for small electric household appliances, including fan parts.....		335210-5	12/82	193.285	193.285	193.285	193.285	193.022
Household vacuum cleaners and other floor care machines (including parts and attachments).....		335210-6	12/82	129.266	129.146	129.565	129.565	129.565
Other small electric household appliances, including fans.....		335210-7	05/21	116.423	116.817	116.663	116.649	116.660
Secondary products and miscellaneous receipts.....		335210-SM						
Secondary products.....		335210-S	12/82	208.874	208.587	208.861	208.809	208.706
Major household appliance mfg.....	33522		12/03	164.261	165.385	165.043	164.498	165.918
Major household appliance mfg.....	335220		05/16	134.082	135.000	134.720	134.275	135.435
Primary products.....		335220-P	05/16	133.405	134.346	134.047	133.573	134.814
Household cooking appliances.....		335220-1	06/81	170.505	172.473	171.355	170.454	175.508
Electric household ranges, ovens (including microwave), surface cooking units, and equipment.....		335220-11	06/81	151.298	151.647	148.588	147.834	150.086
Gas household ranges, ovens, surface cooking units, and equipment (incl. parts and accessories).....		335220-13	06/81	163.642	166.152	166.373	165.235	172.108
Other household ranges and cooking equipment, including outdoor equipment.....		335220-15	06/81	238.576	244.325	246.202	245.508	254.655
Household refrigerators and home freezers.....		335220-2	12/81	126.937	127.646	127.393	127.064	125.262
Household refrigerators, including combination refrigerator-freezers.....		335220-21	12/81	120.378	120.723	120.416	119.717	118.133
Other major household appliances.....		335220-8	12/82	306.839	307.898	308.705	308.028	308.884
Household water heaters, electric, for permanent installation.....		335220-81	12/82	559.713	559.713	559.713	559.713	559.713
Household water heaters, excluding electric.....		335220-83	12/82	561.307	561.307	561.307	561.307	561.307
Secondary products and miscellaneous receipts.....		335220-SM						
Miscellaneous receipts.....		335220-M	05/16	137.090	137.090	137.090	137.090	137.090
Electrical equipment mfg.....	3353		12/03	202.750	203.016	204.542	205.993	206.973
Electrical equipment mfg.....	33531		12/03	202.750	203.016	204.542	205.993	206.973
Electric power and specialty transformer mfg.....	335311		06/81	414.723	415.858	419.280	424.532	425.719
Primary products.....		335311-P	06/81	409.081	410.201	413.600	418.816	419.971
Secondary products and miscellaneous receipts.....		335311-SM						
Motor and generator mfg.....	335312		06/83	278.971	279.028	279.099	282.837	285.430
Primary products.....		335312-P	06/83	277.670	277.729	277.802	281.268	284.077
Parts, supplies for motors, generators, generator sets, and other rotating equipment.....		335312-C	12/87	283.064	283.064	283.064	284.351	292.003
Other motors and generators n.e.c.....		335312-F	06/06	153.655	153.655	153.655	157.503	159.354
Fractional horsepower motors (rated at less than 746 watts) (except hermetics) ..		335312-1	06/83	210.586	211.117	211.775	211.775	212.262
Integral horsepower motors & generators other than for land transport equipment (exc hermetics).....		335312-3	06/83	418.694	418.694	418.694	418.694	418.694
Secondary products and miscellaneous receipts.....		335312-SM						
Miscellaneous receipts.....		335312-M	12/86	284.133	284.122	284.121	285.137	285.137
Secondary products.....		335312-S	06/83	263.179	263.179	263.179	270.125	272.078
Switchgear and switchboard apparatus mfg.....	335313		06/85	294.956	295.637	298.146	299.555	301.316
Primary products.....		335313-P	06/85	305.888	306.630	309.351	310.888	312.809
Switchgear, excluding ducts and relays.....		335313-A	06/85	338.288	339.733	345.224	347.933	351.671
Low voltage panelboards and distribution boards, 1000 volts or less.....		335313-3	06/85	266.881	266.967	266.967	266.967	266.967
Secondary products and miscellaneous receipts.....		335313-SM						

See footnotes at end of table.

Table 11. Producer price indexes for net output of selected industries and their products, not seasonally adjusted — Continued
[August 2023]

Title ¹	Industry code	Product code	Index base	Unadjusted index ²				
				Apr. 2023	May 2023 ^p	June 2023 ^p	July 2023 ^p	Aug. 2023 ^p
Relay and industrial control mfg.	335314		06/85	271.119	271.120	274.696	274.697	274.699
Primary products.		335314-P	06/85	289.296	289.296	293.252	293.253	293.253
Specific-purpose industrial controls.		335314-C	01/19	123.503	123.503	124.589	124.591	124.591
General-purpose industrial controls.		335314-F	01/19	134.383	134.383	137.388	137.388	137.388
Relays for electronic circuitry, industrial control overload and switchgear type.		335314-1	06/90	225.683	225.683	225.683	225.683	225.683
Parts for industrial controls and motor-control accessories.		335314-7	06/90	256.660	256.660	257.357	257.357	257.357
Secondary products and miscellaneous receipts.		335314-SM						
Miscellaneous receipts.		335314-M	06/85	289.180	289.180	289.180	289.180	289.221
Other electrical equipment & component mfg.	3359		12/03	227.045	226.748	227.251	227.709	229.200
Storage battery mfg.	33591		12/03	196.568	196.452	196.933	196.793	196.886
Battery mfg.	335910		12/84	265.759	265.601	266.251	266.063	266.188
Primary products.		335910-P	12/84	268.323	268.156	268.840	268.642	268.774
Storage batteries.		335910-1	12/84	269.034	269.034	269.362	268.985	268.985
Storage batteries, lead acid type, BCI dimensional size group 8D or smaller.		335910-11	12/84	259.998	259.998	259.998	259.436	259.436
Storage batteries, lead acid type, larger than BCI dimensional size group 8D.		335910-12	12/84	313.957	313.957	316.397	316.397	316.397
Primary batteries.		335910-2	12/80	254.067	253.373	255.171	255.557	256.109
Secondary products and miscellaneous receipts.		335910-SM						
Secondary products.		335910-S	12/84	297.600	297.600	297.600	297.600	297.600
Communication & energy wire & cable mfg.	33592		12/03	260.042	258.177	256.313	258.648	263.863
Fiber optic cable mfg.	335921		12/03	99.125	99.415	99.415	99.415	99.415
Primary products.		335921-P	12/03	99.736	100.034	100.034	100.034	100.034
Fiber optic cable, made from purchased fiber optic strand.		335921-0	12/03	99.736	100.034	100.034	100.034	100.034
Secondary products and miscellaneous receipts.		335921-SM						
Other communication and energy wire mfg.	335929		12/03	297.947	295.024	292.336	295.712	303.241
Primary products.		335929-P	12/03	312.279	309.220	306.167	309.510	317.759
Electronic wire and cable, made of nonferrous metals (purchased wire).		335929-A	12/82	327.337	326.764	317.216	316.922	316.922
Other insulated wire & cable, incl control & signal, made of nonferrous metals (purchased wire).		335929-F	12/11	145.390	147.060	145.828	144.823	146.726
Power wire and cable, made from nonferrous metals (purchased wire).		335929-1	12/82	512.653	511.472	515.137	531.156	561.789
Secondary products and miscellaneous receipts.		335929-SM						
Wiring device mfg.	33593		12/03	258.812	259.326	261.169	260.951	262.450
Current-carrying wiring device mfg.	335931		12/81	289.270	289.326	293.352	293.237	296.823
Primary products.		335931-P	12/81	279.936	279.993	284.028	283.855	287.463
Current-carrying wiring devices n.e.c.		335931-A	06/06	186.385	186.380	192.374	192.518	194.728
Current-carrying switches for electrical circuitry (including vehicular switches).		335931-1	12/99	175.461	175.402	175.436	175.537	175.651
Current-carrying wire connectors for electrical circuitry.		335931-9	12/81	241.030	241.417	236.585	235.056	242.787
Secondary products and miscellaneous receipts.		335931-SM						
Secondary products.		335931-S	12/81	310.735	310.735	311.362	313.898	313.812
Noncurrent-carrying wiring device mfg.	335932		12/81	608.965	611.290	611.442	610.646	610.100
Primary products.		335932-P	12/81	621.322	624.008	624.183	623.265	622.633
Noncurrent-carrying electrical conduit and conduit fittings, incl. plastic conduit & fittings.		335932-4	12/81	799.968	806.576	805.754	803.930	802.724
Other noncurrent-carrying wiring devices and supplies (boxes, covers, bar hangers, etc.).		335932-6	12/81	509.122	508.800	510.880	510.259	509.754
Secondary products and miscellaneous receipts.		335932-SM						
All other electrical equipment & component mfg.	33599		12/03	168.343	168.210	168.879	169.106	169.144
Carbon and graphite product mfg.	335991		06/85	225.775	226.202	226.189	226.809	226.914
Primary products.		335991-P	06/85	239.390	239.848	239.834	240.499	240.612
Carbon and graphite products, including electrodes for electric arc furnaces.		335991-0	06/85	239.390	239.848	239.834	240.499	240.612
Secondary products and miscellaneous receipts.		335991-SM						
Miscellaneous receipts.		335991-M	10/88	149.998	149.998	149.998	-	-
Miscellaneous electrical equipment mfg.	335999		12/03	159.743	159.475	160.324	160.465	160.489
Primary products.		335999-P	12/03	157.564	157.247	158.034	158.201	158.229
Rectifying apparatus.		335999-3	12/85	210.586	210.586	210.586	210.586	210.586
All miscellaneous electrical equipment except rectifying apparatus.		335999-4	06/08	141.099	140.780	141.572	141.740	141.768
Secondary products and miscellaneous receipts.		335999-SM						
Transportation equipment manufacturing.	336		12/03	139.266	139.517	139.568	139.777	139.767
Motor vehicle manufacturing.	3361		12/03	124.126	124.071	123.862	124.067	124.024
Automobile and light truck manufacturing.	33611		12/03	121.747	121.672	121.412	121.590	121.544
Automobile, light truck and utility vehicle mfg.	336110		06/82	167.559	167.456	167.098	167.343	167.280
Primary products.		336110-P	06/82	165.432	165.331	164.974	165.218	165.155
Passenger cars and chassis.		336110-1	06/82	140.669	140.588	139.136	139.225	139.321
Trucks, truck tractors, & bus chassis 14,000 lb or less, incl. minivans & suvs.		336110-2	06/82	195.975	195.853	195.800	196.126	196.004
Secondary products and miscellaneous receipts.		336110-SM						

See footnotes at end of table.

Table 11. Producer price indexes for net output of selected industries and their products, not seasonally adjusted — Continued
 [August 2023]

Title ¹	Industry code	Product code	Index base	Unadjusted index ²				
				Apr. 2023	May 2023 ^P	June 2023 ^P	July 2023 ^P	Aug. 2023 ^P
Heavy duty truck manufacturing.....	33612		12/03	159.629	159.849	160.332	160.903	160.904
Heavy duty truck mfg.....	336120		12/03	159.678	159.897	160.381	160.952	160.953
Primary products.....		336120-P	12/03	161.168	161.376	161.867	162.448	162.448
Trucks, truck tractors, and bus chassis (chassis of own manufacture) 14,001 to 33,000 lbs.....		336120-1	12/03	168.056	169.135	171.677	171.677	171.677
Buses, including military and firefighting vehicles (chassis of own manufacture). ..		336120-3	12/03	171.166	171.166	171.166	172.917	172.917
Secondary products and miscellaneous receipts.....		336120-SM						
Motor vehicle body and trailer manufacturing.....	3362		12/03	201.861	201.838	201.909	202.087	202.270
Motor vehicle body and trailer manufacturing.....	33621		12/03	202.217	202.195	202.266	202.444	202.628
Motor vehicle body mfg.....	336211		12/82	336.373	336.718	337.062	338.461	338.615
Primary products.....		336211-P	12/82	332.235	332.586	332.491	333.981	334.129
Other truck and vehicle bodies, sold separately.....		336211-5	12/08	152.609	152.609	152.185	152.176	152.176
Dump truck bodies, for sale separately.....		336211-5A	12/08	175.894	175.894	169.821	169.821	169.821
All other truck and vehicle bodies, sold separately.....		336211-5B	12/08	151.082	151.082	151.082	151.082	151.082
Buses and firefighting vehicles, complete, produced on purchased chassis.....		336211-7	12/08	129.790	129.903	130.016	130.016	130.174
Other trucks and vehicles, complete, produced on purchased chassis.....		336211-9	12/08	159.360	160.167	161.089	161.145	161.202
Other trucks and vehicles, complete, produced on purchased chassis, except upfitting trucks.....		336211-91	09/15	141.462	143.316	144.910	145.039	145.168
Secondary products and miscellaneous receipts.....		336211-SM						
Secondary products.....		336211-S	12/82	285.338	285.546	291.330	291.348	291.546
Truck trailer mfg.....	336212		12/79	372.648	372.071	372.064	369.168	369.168
Primary products.....		336212-P	12/79	370.937	370.333	370.336	367.424	367.424
Truck trailers and chassis, axle rating 10,000 lbs or more.....		336212-1	12/79	355.837	355.260	355.263	352.206	352.206
Truck trailers and chassis, axle rating less than 10,000 lbs.....		336212-3	11/84	483.433	482.607	482.607	482.607	482.607
Secondary products and miscellaneous receipts.....		336212-SM						
Secondary products.....		336212-S1	05/21	143.210	143.225	143.318	143.380	143.387
Motor home mfg.....	336213		06/84	216.723	216.723	216.785	217.963	217.963
Primary products.....		336213-P	06/84	212.643	212.643	212.705	213.878	213.878
Motor homes built on purchased chassis.....		336213-0	06/06	126.770	126.770	126.807	127.507	127.507
Secondary products and miscellaneous receipts.....		336213-SM1						
Travel trailer and camper mfg.....	336214		12/03	207.704	207.721	207.739	208.511	208.964
Primary products.....		336214-P	12/03	208.980	208.980	208.995	209.713	210.134
Travel trailers.....		336214-1	06/84	280.580	280.580	280.580	282.150	282.753
Conventional travel trailers.....		336214-19	12/11	169.040	169.040	169.040	170.548	171.127
Fifth wheel travel trailers.....		336214-1A	12/11	—	—	174.620	174.620	—
Automobile and light truck trailers.....		336214-3	12/92	262.615	262.615	262.723	262.276	263.137
Camping trailers, campers, pick-up covers, and parts.....		336214-5	06/84	344.148	344.148	344.148	344.148	344.148
Other parts and components, excluding appliances and furnishings.....		336214-53	06/84	344.468	344.468	344.468	344.468	—
Truck campers, caps, box covers, and fold-down camping trailers.....		336214-56	06/14	145.460	145.460	145.460	145.460	145.460
Secondary products and miscellaneous receipts.....		336214-SM						
Secondary products.....		336214-S	06/84	245.346	249.945	250.018	250.018	250.018
Motor vehicle parts manufacturing.....	3363		12/03	126.735	126.965	126.999	127.185	127.089
Motor vehicle gasoline engine and parts mfg.....	33631		12/03	127.666	127.824	127.514	127.499	128.002
Motor vehicle gasoline engine and engine parts mfg.....	336310		12/03	128.154	128.313	128.002	127.987	128.492
Primary products.....		336310-P	12/03	127.879	128.041	127.706	127.690	128.203
Gasoline engines and engine parts (excluding carburetors).....		336310-2	12/03	127.008	127.180	126.818	126.761	127.236
Carburetors, pistons, piston rings, and valves.....		336310-3	12/82	196.495	196.550	196.550	197.234	198.598
Secondary products and miscellaneous receipts.....		336310-SM						
Miscellaneous receipts.....		336310-M1	09/18	120.921	120.921	120.921	121.247	121.247
Secondary products.....		336310-S	12/11	116.783	116.875	117.048	117.048	117.340
Motor vehicle electric equipment.....	33632		12/03	122.192	122.433	122.363	122.358	122.348
Motor vehicle electrical and electronic equipment mfg.....	336320		12/03	121.727	121.967	121.897	121.893	121.882
Primary products.....		336320-P	12/03	115.600	115.826	115.751	115.741	115.744
Vehicular lighting equipment.....		336320-1	12/83	138.168	138.283	138.077	138.077	138.077
Other motor vehicle electrical and electronic equipment.....		336320-2	12/03	115.356	115.616	115.568	115.555	115.559
Battery charging alternators, generators, and regulators.....		336320-23	12/82	137.422	137.822	137.888	137.708	137.762
Parts for engine electrical and electronic equipment.....		336320-2A	12/82	166.514	166.514	166.514	166.514	166.514
All other miscellaneous non-engine electrical and electronic equipment.....		336320-2D	12/03	120.065	120.041	119.966	119.966	119.966
All other miscellaneous complete engine electrical equipment, including spark plugs.....		336320-2U	12/82	128.165	128.812	128.726	128.726	128.726
Secondary products and miscellaneous receipts.....		336320-SM						
Miscellaneous receipts.....		336320-M	12/03	140.987	141.028	141.060	140.875	140.151
Secondary products.....		336320-S	12/03	129.274	129.129	129.818	130.652	130.652
Motor vehicle steering and suspension parts.....	33633		12/03	110.641	110.069	110.248	110.847	110.790
Motor vehicle steering and suspension components (except spring) manufacturing.....	336330		12/03	110.432	109.861	110.040	110.637	110.581

See footnotes at end of table.

Table 11. Producer price indexes for net output of selected industries and their products, not seasonally adjusted — Continued
[August 2023]

Title ¹	Industry code	Product code	Index base	Unadjusted index ²				
				Apr. 2023	May 2023 ^P	June 2023 ^P	July 2023 ^P	Aug. 2023 ^P
Motor vehicle steering and suspension components (except spring) manufacturing - Continued								
Primary products.....		336330-P	12/03	107.132	106.640	106.843	107.503	107.503
Motor vehicle steering and suspension components (excluding spring), new and rebuilt.....		336330-0	12/99	106.937	106.446	106.648	107.306	107.306
Secondary and miscellaneous receipts.....		336330-SM						
Motor vehicle brake system manufacturing.....	33634		12/03	140.284	140.478	140.243	139.568	139.852
Motor vehicle brake system mfg.....	336340		12/03	140.268	140.463	140.227	139.550	139.834
Primary products.....		336340-P	12/03	141.376	141.642	141.367	140.569	140.871
Motor vehicle brake parts and assemblies, new.....		336340-1	12/88	149.549	149.859	149.539	148.695	149.014
Motor vehicle drum brake assemblies and parts, new.....		336340-1E	12/05	150.656	151.631	150.542	151.976	151.875
Motor vehicle disc brake assemblies and parts, new.....		336340-1F	12/11	142.305	142.305	142.305	137.222	137.222
Other motor vehicle brake parts and assemblies, new.....		336340-1G	12/99	122.799	122.842	122.845	123.320	124.002
Secondary products and miscellaneous receipts.....		336340-SM						
Motor vehicle power train components mfg.....	33635		12/03	135.322	135.430	135.470	135.830	135.913
Motor vehicle transmission and power train parts manufacturing.....	336350		12/03	133.716	133.823	133.862	134.218	134.301
Primary products.....		336350-P	12/03	128.113	128.224	128.271	128.598	128.678
Motor vehicle drive train components, excluding wheels and brakes, new.....		336350-2	12/88	131.539	131.659	131.710	132.064	132.148
Motor vehicle transmissions (except auxiliary and parts), new.....		336350-20	06/12	115.934	115.934	115.934	115.464	115.750
Parts for manual and automatic transmissions, new.....		336350-23	12/88	128.682	129.124	129.139	130.874	130.820
Other motor vehicle drive train components, except wheels and brakes, new.....		336350-25	12/99	98.739	98.741	98.873	99.264	99.113
Motor vehicle drive train components, rebuilt.....		336350-3	12/03	143.716	143.727	143.727	143.727	143.762
Secondary products and miscellaneous receipts.....		336350-SM						
Secondary products.....		336350-S	12/03	138.434	137.930	137.151	138.923	138.999
Motor vehicle seating and interior trim mfg.....	33636		12/03	114.493	114.597	113.892	113.861	113.852
Motor vehicle seating and interior trim mfg.....	336360		12/03	114.433	114.536	113.835	113.804	113.796
Primary products.....		336360-P	12/03	112.851	112.957	111.796	111.769	111.754
Automobile trimmings.....		336360-1	12/03	93.628	93.430	93.140	93.140	93.028
Seats for public conveyance and aircraft.....		336360-3	12/01	118.242	118.801	117.465	117.397	117.517
Secondary products and miscellaneous receipts.....		336360-SM						
Secondary products.....		336360-S	12/03	162.174	161.568	163.340	163.305	163.318
Motor vehicle metal stamping.....	33637		12/03	127.148	127.103	127.819	128.265	127.461
Motor vehicle metal stamping.....	336370		12/82	139.257	139.208	139.992	140.481	139.600
Primary products.....		336370-P	12/82	130.289	130.246	131.013	131.480	130.684
Automotive job stampings (truck, bus, and passenger car).....		336370-0	12/82	130.289	130.246	131.013	131.480	130.684
Secondary products and miscellaneous receipts.....		336370-SM						
Secondary products.....		336370-S	12/82	142.953	142.828	142.859	142.797	142.184
Other motor vehicle parts manufacturing.....	33639		12/03	126.134	126.883	127.251	127.567	127.163
Other motor vehicle parts mfg.....	336390		12/03	128.642	129.405	129.781	130.103	129.691
Primary products.....		336390-P	12/03	126.052	126.834	127.217	127.542	127.151
Filters, new, internal combustion engines and motor vehicles.....		336390-A	12/82	189.940	190.874	190.874	190.874	190.874
Motor vehicle air-conditioning systems and compressors.....		336390-B	12/03	102.258	102.550	102.550	102.307	-
All other motor vehicle parts and accessories, including trailer hitches.....		336390-8	12/03	116.408	116.556	117.215	117.684	117.734
Secondary products and miscellaneous receipts.....		336390-SM						
Miscellaneous receipts.....		336390-M	12/11	123.322	-	-	-	-
Secondary products.....		336390-S	12/11	128.522	128.413	128.409	-	-
Aerospace product and parts manufacturing.....	3364		06/85	265.491	266.607	267.274	267.594	267.591
Aerospace product and parts manufacturing.....	33641		06/85	265.491	266.607	267.274	267.594	267.591
Aircraft mfg.....	336411		12/85	275.806	277.237	278.105	278.427	278.385
Primary products.....		336411-P	12/85	264.123	265.576	266.455	266.783	266.740
Civilian aircraft.....		336411-3	12/85	329.273	331.827	333.372	333.947	333.872
Military aircraft.....		336411-4	06/13	104.662	104.662	104.662	104.662	104.662
Secondary products and miscellaneous receipts.....		336411-SM						
Secondary products.....		336411-S	12/85	481.137	481.137	481.239	481.239	481.239
Aircraft engine and engine parts mfg.....	336412		12/85	258.136	258.245	258.320	258.892	259.137
Primary products.....		336412-P	12/85	255.775	255.956	256.065	256.836	257.130
Aeronautical services on aircraft engines.....		336412-5	12/85	259.780	259.780	259.780	259.780	259.780
Aircraft engine parts and accessories.....		336412-7	12/85	267.013	267.347	267.546	268.961	269.502
Parts and accessories for military aircraft engines.....		336412-75	12/11	124.792	125.107	125.442	125.697	125.661
Parts and accessories for civilian aircraft engines.....		336412-77	12/11	118.178	118.250	118.222	119.042	119.419
Secondary products and miscellaneous receipts.....		336412-SM						
Secondary products.....		336412-S	12/85	246.035	245.517	245.519	247.123	247.337
Other aircraft parts and equipment mfg.....	336413		06/85	206.290	206.403	206.393	206.462	206.462
Primary products.....		336413-P	06/85	201.444	201.548	201.538	201.606	201.606

See footnotes at end of table.

Table 11. Producer price indexes for net output of selected industries and their products, not seasonally adjusted — Continued
[August 2023]

Title ¹	Industry code	Product code	Index base	Unadjusted index ²				
				Apr. 2023	May 2023 ^P	June 2023 ^P	July 2023 ^P	Aug. 2023 ^P
Other aircraft parts and equipment mfg - Continued								
Aircraft propellers and helicopter rotors.....		336413-1	12/91	220.725	220.725	220.819	221.325	221.325
Aircraft parts and auxiliary equipment.....		336413-7	06/85	193.374	193.484	193.466	193.500	193.500
Aircraft landing gear for civilian and military aircraft.....		336413-72	06/08	187.527	187.527	187.527	187.527	187.527
Other aircraft subassemblies and parts for military aircraft.....		336413-73	06/08	124.952	125.458	125.376	125.533	125.533
Other aircraft subassemblies and parts for civilian aircraft.....		336413-74	06/08	114.174	114.174	114.174	114.174	114.174
Secondary products and miscellaneous receipts.....		336413-SM						
Secondary products.....		336413-S	06/85	254.837	255.317	255.317	255.317	255.317
Railroad rolling stock manufacturing.....	3365		06/84	227.531	227.545	227.565	228.770	228.771
Railroad rolling stock manufacturing.....	33651		06/84	227.609	227.623	227.643	228.849	228.850
Railroad rolling stock mfg.....	336510		06/84	227.410	227.424	227.444	228.649	228.650
Primary products.....		336510-P	06/84	233.969	233.969	233.989	235.249	235.249
Street, subway, trolley, and rapid transit cars, and railway maintenance equipment and parts.....		336510-5	06/84	190.699	190.699	190.736	192.929	192.929
Railway maintenance of way equipment & parts, parts for all railcars, & other railway vehicles.....		336510-54	06/84	192.633	192.633	192.677	195.371	195.371
Air brake and other brake equipment.....		336510-541	06/84	129.010	129.010	129.010	129.370	129.370
Secondary products and miscellaneous receipts.....		336510-SM						
Miscellaneous receipts.....		336510-M	06/84	164.750	167.982	167.982	167.982	167.982
Secondary products.....		336510-S1	12/11	113.241	113.241	113.241	113.241	113.284
Ship and boat building.....	3366		12/84	272.739	274.609	275.229	276.535	277.063
Ship and boat building.....	33661		12/84	272.750	274.620	275.240	276.545	277.074
Ship building and repairing.....	336611		12/85	239.821	242.166	242.148	243.173	244.128
Primary products.....		336611-P	12/85	229.220	231.497	231.480	232.356	233.358
Ship repair, nonmilitary.....		336611-A	12/85	304.574	312.469	312.469	312.469	320.363
Military self-propelled ships, new construction.....		336611-5	12/85	189.706	189.706	189.675	191.240	191.240
Ship repair, military.....		336611-8	12/85	205.440	206.475	206.475	206.475	206.992
Nonmilitary self-propelled ships, new construction.....		336611-9	12/85	405.362	405.362	405.362	405.433	405.433
Secondary products and miscellaneous receipts.....		336611-SM2						
Boat building.....	336612		12/81	372.640	372.855	375.586	377.781	376.862
Primary products.....		336612-P	12/81	371.624	371.828	374.578	376.802	375.868
Outboard motorboats, including commercial and military (except sailboats and lifeboats).....		336612-1	12/81	447.490	447.638	449.955	452.920	451.449
Outboard motorboats, wood or metal, incl. comm. and military (exc. sailboats and lifeboats).....		336612-11	06/11	175.022	175.137	175.855	177.122	174.625
Outboard motorboats, plastics/fiberglass, incl. comm. and mil. (exc. sailboats and lifeboats).....		336612-14	06/11	167.109	167.135	168.098	169.149	169.608
Inboard motorboats, including commercial and military (except sailboats and lifeboats).....		336612-3	12/81	360.803	360.803	363.452	367.524	368.596
Inboard cabin cruisers, including commercial and military (except sailboats and lifeboats).....		336612-31	06/11	147.362	147.362	148.664	149.616	149.616
Other inboard motorboats, including commercial and military (except sailboats and lifeboats).....		336612-32	06/11	152.525	152.525	153.173	156.421	157.813
Inboard-outdrive boats, including commercial and military (except sailboats and lifeboats).....		336612-5	12/81	289.359	289.359	298.806	298.806	298.806
All other inboard-outdrive boats, incl. comm. and military (except sailboats and lifeboats).....		336612-52	06/11	137.963	137.963	142.333	142.333	142.333
All other boats (excluding military and commercial).....		336612-8	12/81	297.763	299.387	299.948	299.948	299.948
Secondary products and miscellaneous receipts.....		336612-SM						
Miscellaneous receipts.....		336612-M	12/88	325.556	327.762	330.100	329.940	330.279
Other transportation equipment manufacturing.....	3369		12/03	128.328	128.366	128.464	128.163	128.163
Other transportation equipment manufacturing.....	33699		12/03	128.328	128.366	128.464	128.163	128.163
Motorcycle, bicycle, and parts mfg.....	336991		12/84	160.067	160.251	160.841	160.841	160.841
Primary products.....		336991-P	12/84	165.473	165.673	166.285	166.285	166.285
Motorcycles, including three-wheel motorbikes, motorscooters, mopeds, and parts.....		336991-3	12/84	188.939	188.939	189.765	189.765	189.765
Bicycles, including parts (excluding children's 2-wheel sidewalk cycles).....		336991-4	12/84	157.796	159.038	159.038	159.038	159.038
Cycles, all types, tubular construction.....		336991-42	12/98	128.883	129.558	129.558	129.558	129.558
Parts for bicycles, unicycles, and adult tricycles.....		336991-45	12/84	167.348	169.061	169.061	169.061	169.061
Secondary products and miscellaneous receipts.....		336991-SM						
All other transportation equipment mfg.....	336999		12/03	131.718	131.674	131.490	130.953	130.953
Primary products.....		336999-P	12/03	129.839	129.794	129.607	129.061	129.061
All-terrain vehicles and parts.....		336999-4	06/08	118.528	118.449	117.888	118.050	118.052
All other miscellaneous transportation equipment.....		336999-6	06/08	122.570	122.568	122.568	121.626	121.626
Secondary products and miscellaneous receipts.....		336999-SM						
Secondary products.....		336999-S	12/03	173.865	173.865	173.865	173.865	173.865
Furniture & related product mfg.....	337		12/84	268.433	269.124	269.096	270.186	270.063

See footnotes at end of table.

Table 11. Producer price indexes for net output of selected industries and their products, not seasonally adjusted — Continued
 [August 2023]

Title ¹	Industry code	Product code	Index base	Unadjusted index ²				
				Apr. 2023	May 2023 ^P	June 2023 ^P	July 2023 ^P	Aug. 2023 ^P
HH & institutional furniture & kitchen cabinet mfg.	3371		12/84	254.888	255.337	255.630	256.167	255.643
Wood kitchen cabinet & countertop mfg.	33711		12/03	158.203	158.790	158.429	158.429	157.292
Wood kitchen cabinet and countertop mfg.	337110		06/84	267.113	268.103	267.495	267.495	265.588
Primary products.		337110-P	12/03	158.362	159.006	158.620	158.620	156.986
Custom wood kitchen cabinets, bathroom vanities, and related cabinet sold directly to customers.		337110-H	03/04	146.969	146.969	146.969	146.969	142.213
Stock wood kitchen cabinets and related cabinetwork for permanent installation. ...		337110-1	06/84	246.964	249.240	247.875	247.875	245.732
Secondary products and miscellaneous receipts.		337110-SM						
Household & institutional furniture mfg.	33712		12/03	180.303	180.430	180.971	181.557	181.692
Upholstered household furniture mfg.	337121		06/82	267.276	267.438	267.538	267.538	267.947
Primary products.		337121-P	06/82	257.610	257.744	257.846	257.846	258.172
Upholstered household furniture, excl. dual-purpose sleep furniture.		337121-1	06/82	253.774	253.917	254.037	254.037	254.420
Upholstered household sofas, davenports, settees, and loveseats, except custom.		337121-11	06/82	255.078	255.078	255.078	255.078	255.078
Upholstered household sectional sofa pieces, except custom.		337121-12	12/87	210.880	210.880	210.880	210.880	211.807
Upholstered household rocking chairs, including swivel rockers, except custom.		337121-13	06/82	220.413	221.586	221.586	221.586	221.586
Other upholstered household furniture, including custom sold at retail.		337121-15	06/05	186.662	187.195	187.851	187.851	188.588
Dual-purpose sleep furniture incl. futon, conv. sofa, jackknife & chair beds, except custom.		337121-4	06/89	283.097	283.178	283.178	283.178	283.178
Secondary products and miscellaneous receipts.		337121-SM						
Miscellaneous receipts.		337121-M	06/05	221.025	221.025	221.025	—	—
Nonupholstered wood household furniture mfg.	337122		12/79	340.227	340.022	348.085	354.170	354.170
Primary products.		337122-P	12/79	359.189	358.907	369.987	378.051	378.051
Wood dining room, kitchen, outdoor, and ready-to-assemble furniture, excl. cabinets and custom.		337122-G	12/22	105.210	105.210	109.339	110.077	110.077
Wood household den, family room, library, and living room furniture, except custom.		337122-1	12/79	354.603	354.603	357.675	359.162	359.162
Wood bedroom furniture, including infants' and children's, except custom.		337122-8	12/79	360.705	359.933	361.118	361.458	361.458
Secondary products and miscellaneous receipts.		337122-SM						
Secondary products.		337122-S	12/79	279.855	279.855	280.034	282.137	282.137
Household furniture (except wood and upholstered) mfg.	337126		06/84	266.343	266.621	265.432	265.469	265.437
Primary products.		337126-P	06/84	258.138	258.133	257.096	257.132	257.181
Metal dining room and kitchen furniture, incl. padded and plain chairs and stools. ...		337126-1	06/84	202.701	202.701	206.163	206.700	207.431
Metal outdoor and casual furniture, incl. beach, lawn, garden and porch.		337126-3	06/84	368.197	368.169	361.049	361.049	361.049
Nonupholstered household furniture (except wood and metal).		337126-6	12/85	140.969	140.969	140.969	140.969	—
Secondary products and miscellaneous receipts.		337126-SM						
Secondary products.		337126-S	06/84	303.611	306.566	304.100	304.140	303.328
Institutional furniture mfg.	337127		12/03	206.531	206.874	206.916	207.590	207.570
Primary products.		337127-P	12/03	208.596	208.942	208.977	209.705	209.709
Other institutional furniture.		337127-B	12/11	154.957	155.177	155.267	157.029	156.698
School furniture (except stone and concrete), excl. library furniture.		337127-1	12/84	374.843	374.843	374.843	374.843	376.377
Public building and related furniture, excl. bar, bowling, cafeteria, restaurant and school.		337127-5	12/84	305.869	306.773	306.773	306.773	306.773
Public furniture (bar, bowling center, cafeteria, and restaurant).		337127-8	12/03	198.646	198.863	198.853	198.890	198.735
Secondary products and miscellaneous receipts.		337127-SM						
Miscellaneous receipts.		337127-M	12/03	208.444	208.444	208.444	205.492	203.436
Secondary products.		337127-S	12/03	177.654	178.121	178.422	178.785	178.765
Office furniture (including fixtures) mfg.	3372		12/03	197.898	199.108	198.587	200.167	200.025
Office furniture (including fixtures) mfg.	33721		12/03	197.898	199.109	198.588	200.167	200.025
Wood office furniture mfg.	337211		06/85	270.470	270.470	270.071	270.726	270.742
Primary products.		337211-P	06/85	263.777	263.777	264.581	265.322	265.322
Wood office furniture panel systems, desking systems, and other wood office furniture.		337211-A	06/98	156.585	156.585	156.585	156.585	156.585
Wood office seating, including upholstered.		337211-1	06/98	190.177	190.177	190.177	192.583	192.583
Wood office desks and desk extensions.		337211-4	06/85	318.431	318.431	320.613	320.613	320.613
Wood office files, storage units, and tables.		337211-7	06/98	182.424	182.424	183.106	183.106	183.106
Secondary products and miscellaneous receipts.		337211-SM						
Secondary products.		337211-S	06/85	291.769	291.769	279.875	279.599	279.762
Custom architectural woodwork and millwork.	337212		12/03	176.015	174.718	174.718	178.840	179.216
Primary products.		337212-P	12/03	172.242	171.072	171.072	174.753	175.137
Custom architectural woodwork, millwork, and fixtures.		337212-0	12/03	172.242	171.072	171.072	174.753	175.137
Secondary products and miscellaneous receipts.		337212-SM						
Office furniture, except wood, mfg.	337214		12/79	403.193	412.941	413.338	414.880	413.826
Primary products.		337214-P	12/79	403.976	413.894	414.290	415.874	414.819
Office furniture, other types, except wood, including panel systems.		337214-A	12/79	—	—	498.999	498.949	496.210
Office seating, including upholstered, except wood.		337214-1	12/79	279.092	292.647	292.647	292.301	292.301

See footnotes at end of table.

Table 11. Producer price indexes for net output of selected industries and their products, not seasonally adjusted — Continued
[August 2023]

Title ¹	Industry code	Product code	Index base	Unadjusted index ²				
				Apr. 2023	May 2023 ^P	June 2023 ^P	July 2023 ^P	Aug. 2023 ^P
Office furniture, except wood, mfg - Continued								
Office desk and desk extensions, except wood.....		337214-4	12/79	—	—	475.630	473.293	475.121
Office files, storage units, and tables, except wood.....		337214-7	06/95	209.400	224.295	225.368	229.415	228.781
Secondary products and miscellaneous receipts.....		337214-SM						
Showcases, partitions, shelving, and lockers mfg.....	337215		12/03	215.948	216.196	214.058	213.731	213.357
Primary products.....		337215-P	12/03	192.642	192.780	190.636	190.520	190.143
Bookstacks and other shelving, except wood.....		337215-A2	06/06	—	153.201	154.517	155.549	—
Storage racks and accessories, except wood.....		337215-E	12/83	278.263	278.263	273.096	267.072	253.799
Fixtures (bank, office, and store), except wood.....		337215-G	12/83	320.693	326.170	323.875	323.875	334.300
Wood furniture dimensions and nonwood furniture parts and frames.....		337215-L	12/06	190.697	—	—	199.631	—
Secondary products and miscellaneous receipts.....		337215-SM						
Other furniture related product mfg.....	3379		12/03	179.923	179.181	179.261	179.297	180.355
Mattress mfg.....	33791		12/03	180.578	179.580	179.690	179.739	181.195
Mattress mfg.....	337910		06/83	253.010	251.612	251.765	251.835	253.875
Primary products.....		337910-P	06/83	250.802	249.390	249.545	249.615	251.874
Mattress and foundation sets.....		337910-E	12/03	136.492	136.492	136.492	136.492	136.492
Innerspring mattresses, excluding crib-size.....		337910-1	01/04	209.562	209.562	210.106	210.069	213.572
Other mattresses, including crib, foam, waterbed mattresses and mattress inserts.....		337910-4	06/83	249.573	249.573	249.573	249.573	253.086
Foundations, excl. innerspring units, hybrid-type flotation, ensembles, and adjustable units.....		337910-7	12/03	213.401	200.596	199.832	200.617	200.664
Secondary products and miscellaneous receipts.....		337910-SM						
Blind & shade mfg.....	33792		12/03	194.905	194.841	194.841	194.841	194.841
Blind and shade mfg.....	337920		06/84	295.890	295.792	295.792	295.792	295.792
Primary products.....		337920-P	06/84	311.489	311.384	311.384	311.384	311.384
Other blinds and shades, including curtain and drapery fixtures, poles and rods.....		337920-8	06/84	228.676	228.386	228.386	228.386	228.386
Secondary products and miscellaneous receipts.....		337920-SM						
Miscellaneous mfg.....	339		12/03	143.764	144.566	145.038	144.927	145.003
Medical equipment & supplies mfg.....	3391		12/03	130.950	131.127	131.885	131.790	131.979
Medical equipment & supplies mfg.....	33911		12/03	130.952	131.129	131.887	131.792	131.981
Surgical and medical instrument mfg.....	339112		06/82	150.082	150.682	150.689	150.448	150.461
Primary products.....		339112-P	06/82	151.335	151.965	151.974	151.721	151.726
Surgical and medical instruments.....		339112-0	06/82	145.028	145.632	145.641	145.398	145.403
Surgical and orthopedic instruments.....		339112-01	06/12	114.020	114.727	114.727	114.121	114.121
Surgical and medical catheters.....		339112-05	06/82	115.470	115.470	115.470	115.470	115.470
Other surgical and medical apparatus and instruments, excluding parts.....		339112-06	06/12	103.984	103.984	103.984	103.984	103.984
Parts for surgical and medical apparatus and instruments.....		339112-09	06/12	113.760	113.418	113.553	113.553	113.627
Secondary products and miscellaneous receipts.....		339112-SM						
Secondary products.....		339112-S	10/82	124.935	124.853	124.853	124.858	125.062
Surgical appliance and supplies mfg.....	339113		06/83	236.294	235.884	237.227	237.199	238.019
Primary products.....		339113-P	06/83	242.041	241.619	242.668	242.610	243.495
Medical and surgical appliances and supplies, incl. orthopedic, prosthetic, and therapeutic.....		339113-2	06/83	229.238	228.433	229.605	229.386	230.151
Artificial joints and limbs.....		339113-21	06/83	328.541	332.831	328.219	328.997	331.811
Other orthopedic and prosthetic appliances.....		339113-22	12/03	100.664	99.463	99.463	99.532	99.532
Other medical and surgical appliances and supplies.....		339113-27	12/03	141.382	140.526	142.062	141.765	142.142
Hospital beds and specialized hospital furniture.....		339113-4	12/11	139.455	140.915	140.915	140.915	140.915
Personal industrial and nonindustrial safety equipment and clothing.....		339113-6	06/83	293.979	293.950	294.833	295.762	297.935
Secondary products and miscellaneous receipts.....		339113-SM						
Secondary products.....		339113-S	06/83	166.698	166.241	170.821	171.088	171.426
Dental equipment and supplies mfg.....	339114		06/85	458.722	459.873	459.753	460.050	460.452
Primary products.....		339114-P	06/85	437.405	438.425	438.625	438.387	438.631
Dental professional equipment and supplies.....		339114-1	06/97	202.311	202.454	202.470	202.513	202.474
Professional dental equipment.....		339114-11	06/85	328.438	328.540	328.507	328.590	328.563
Professional dental supplies.....		339114-12	06/85	288.001	288.444	288.576	288.612	288.489
Secondary products and miscellaneous receipts.....		339114-SM						
Ophthalmic goods mfg.....	339115		12/83	174.092	174.092	181.661	181.661	181.661
Primary products.....		339115-P	12/83	171.000	171.000	178.606	178.606	178.606
Secondary products and miscellaneous receipts.....		339115-SM						
Other miscellaneous mfg.....	3399		12/85	215.957	218.249	218.314	218.134	218.012
Jewelry & silverware mfg.....	33991		12/85	262.396	264.363	261.582	260.732	259.362
Jewelry and silverware mfg.....	339910		12/11	123.750	124.677	123.366	122.965	122.319
Primary products.....		339910-P	12/11	123.853	124.788	123.462	123.052	122.394
Jewelry, gold and platinum.....		339910-1	12/85	269.743	272.514	267.748	266.437	263.861

See footnotes at end of table.

Table 11. Producer price indexes for net output of selected industries and their products, not seasonally adjusted — Continued
 [August 2023]

Title ¹	Industry code	Product code	Index base	Unadjusted index ²				
				Apr. 2023	May 2023 ^P	June 2023 ^P	July 2023 ^P	Aug. 2023 ^P
Jewelry and silverware mfg - Continued								
Costume jewelry and novelties.....		339910-4	12/03	164.713	166.118	166.118	166.118	166.118
All other jewelry and personal goods (excluding costume).....		339910-8	12/11	120.151	120.481	119.845	119.486	119.495
Secondary products and miscellaneous receipts.....		339910-SM						
Miscellaneous receipts.....		339910-M	12/11	127.990	128.747	128.038	127.986	—
Sporting & athletic goods mfg.....	33992		12/03	139.242	139.848	139.848	139.848	139.848
Sporting and athletic goods mfg.....								
Primary products.....	339920		12/85	170.517	171.259	171.259	171.259	171.259
Other sporting and athletic goods.....		339920-P	12/85	166.440	167.175	167.175	167.175	167.175
Golf equipment, excluding apparel and shoes.....		339920-A	12/85	176.430	176.430	176.430	176.430	176.430
Playground equipment.....		339920-4	12/85	83.335	83.245	83.245	83.245	83.245
Gymnasium and exercise equipment.....		339920-5	06/92	430.714	446.405	446.405	446.405	446.405
Secondary products and miscellaneous receipts.....		339920-7	06/92	152.809	152.809	152.809	152.809	152.809
Secondary products.....		339920-SM						
		339920-S	12/85	250.670	252.223	252.223	252.223	252.223
Doll, toy & game mfg.....	33993		12/03	159.816	159.816	159.816	159.816	159.350
Doll, toy, and game mfg.....								
Primary products.....	339930		06/85	193.023	193.023	193.023	193.023	192.442
Models (operating & static), craft kits/supply, natural science kits, & collectors' miniatures.....		339930-P	06/85	189.382	189.382	189.382	189.382	189.382
Other nonelectronic toys, including parts.....		339930-6	06/85	274.940	274.940	274.940	274.940	274.940
Secondary products and miscellaneous receipts.....		339930-8	06/85	196.346	196.346	196.346	196.346	196.346
		339930-SM						
Office supplies (exc paper) mfg.....	33994		12/85	193.577	193.633	193.641	193.288	193.612
Office supplies, except paper, mfg.....								
Primary products.....	339940		12/11	132.458	132.497	132.502	132.261	132.482
Pens, mechanical pencils, markers, and associated parts.....		339940-P	12/11	128.400	128.438	128.442	128.191	128.405
Lead pencils, art goods, office supplies & small office equipment, excluding paper.....		339940-1	12/85	219.358	219.358	219.358	—	—
Marking devices.....		339940-2	12/03	150.818	150.818	150.818	150.818	150.818
Secondary products and miscellaneous receipts.....		339940-3	12/85	187.165	187.165	187.336	187.336	187.336
Miscellaneous receipts.....		339940-SM						
Secondary Products.....		339940-M	12/11	153.322	153.322	153.322	153.322	153.322
		339940-S	12/11	152.279	152.380	152.432	152.448	153.159
Sign mfg.....	33995		12/03	156.945	162.402	162.383	162.702	162.702
Sign mfg.....								
Primary products.....	339950		12/85	228.114	236.044	236.017	236.481	236.480
Nonelectric signs and displays, including trade show exhibits.....		339950-P	12/85	226.764	235.100	235.100	235.640	235.640
Secondary products and miscellaneous receipts.....		339950-4	12/85	270.582	279.351	279.351	280.529	280.529
		339950-SM						
All other misc mfg.....	33999		12/03	162.494	162.993	163.573	163.263	163.276
Gasket, packing, and sealing device mfg.....								
Primary products.....	339991		12/85	232.604	233.684	236.393	233.422	233.509
Compression packing.....		339991-P	12/85	240.538	241.750	244.786	241.427	241.518
Molded packing and seals.....		339991-1	12/85	308.657	308.657	308.657	308.657	308.657
Nonmetallic gaskets and gasketing.....		339991-2	06/07	145.805	146.283	149.272	148.408	148.408
Metallic gaskets and machined seals.....		339991-3	12/85	275.421	275.421	282.609	272.127	272.438
Rotary oil seals.....		339991-7	12/85	283.699	288.531	288.531	288.531	288.531
Secondary products and miscellaneous receipts.....		339991-9	12/90	186.365	186.365	186.365	186.365	186.365
Miscellaneous receipts.....		339991-SM						
Secondary products.....		339991-M	06/97	145.515	145.515	145.515	145.515	145.515
		339991-S	12/85	167.513	167.574	167.768	168.066	168.193
Musical instrument mfg.....								
Primary products.....	339992		06/85	279.421	284.023	284.023	285.839	285.839
Nonelectronic pianos, organs, and nonelectronic pianos and organ parts, excluding benches.....		339992-P	06/85	280.176	284.813	284.813	286.643	286.643
Other musical instruments and parts.....		339992-A	12/09	163.013	166.945	166.945	167.248	167.248
Other electronic musical instruments, excluding electronic organs.....		339992-7	06/85	267.158	271.295	271.295	273.216	273.216
Other nonelectronic musical instruments.....		339992-71	12/09	147.586	150.675	150.675	150.675	150.675
Parts and accessories for other musical instruments, sold separately, excl. benches & cases.....		339992-72	06/99	152.505	156.287	156.287	156.287	156.287
Secondary products and miscellaneous receipts.....		339992-73	06/85	—	—	—	225.269	225.269
Miscellaneous receipts.....		339992-SM						
		339992-M	06/85	289.817	289.817	289.817	289.817	289.817
Fastener, button, needle, and pin mfg.....	339993		12/85	244.169	244.169	244.169	244.169	244.169
Primary products.....		339993-P	12/85	249.984	249.984	249.984	249.984	249.984
Fasteners, zippers, buttons, needles, pins, and buckles (except precious metal).....		339993-0	12/85	249.984	249.984	249.984	249.984	249.984
Secondary products and miscellaneous receipts.....		339993-SM						
Broom, brush, and mop mfg.....								
Primary products.....	339994		12/85	212.986	213.060	212.908	212.908	212.908
Brooms, mops and dusters.....		339994-P	12/85	215.170	215.247	215.089	215.089	215.089
		339994-1	12/85	249.790	249.790	249.809	249.809	249.809

See footnotes at end of table.

Table 11. Producer price indexes for net output of selected industries and their products, not seasonally adjusted — Continued
 [August 2023]

Title ¹	Industry code	Product code	Index base	Unadjusted index ²				
				Apr. 2023	May 2023 ^P	June 2023 ^P	July 2023 ^P	Aug. 2023 ^P
Broom, brush, and mop mfg - Continued								
Mops and dusters, including refills.....		339994-13	06/07	139.640	139.640	139.660	139.660	139.660
Paint and varnish brushes, paint holders, pads, roller frames and rollers.....		339994-3	12/85	184.668	184.668	184.668	184.668	184.668
Paint and varnish brushes.....		339994-31	06/07	133.099	133.099	133.099	133.099	133.099
Paint holders, pads, roller frames and rollers.....		339994-32	06/07	113.480	113.480	113.480	113.480	113.480
Other types of brushes.....		339994-5	12/85	220.359	220.498	220.205	220.205	220.205
Personal brushes.....		339994-51	06/07	107.959	107.959	107.595	107.595	—
All other types of brushes, except personal.....		339994-52	06/07	167.923	168.098	168.098	168.098	168.098
Secondary and miscellaneous receipts.....		339994-SM						
Burial casket mfg.....	339995		12/84	479.916	479.916	479.916	479.916	479.916
Primary products.....		339995-P	12/84	480.514	480.514	480.514	480.514	480.514
Metal burial caskets and coffins, completely lined and trimmed, adult sizes only. . .		339995-1	12/84	491.940	491.940	491.940	491.940	491.940
Secondary products and miscellaneous receipts.....		339995-SM						
All other miscellaneous mfg.....	339999		12/85	208.870	209.091	209.318	209.732	209.723
Primary products.....		339999-P	12/85	220.415	220.675	220.922	221.396	221.396
Mirror and picture frames and framed pictures.....		339999-E	06/84	251.186	251.186	251.186	253.914	—
All other miscellaneous fabricated products, incl. fire extinguishers and umbrellas.....		339999-L	12/85	266.467	266.912	267.336	267.696	267.696
Candles, including tapers.....		339999-5	12/85	206.959	206.959	206.959	206.959	206.959
Secondary products and miscellaneous receipts.....		339999-SM						
Secondary products.....		339999-S	12/85	173.270	173.077	173.252	173.117	172.925
Services industries								
Merchant wholesalers, durable goods.....	423		06/04	199.142	199.165	194.856	195.233	196.248
Motor vehicle and parts merchant wholesalers.....	4231		05/19	132.260	137.216	131.909	129.121	130.493
Motor vehicle and parts merchant wholesalers.....	42310		05/19	132.272	137.226	131.921	129.134	130.506
Motor vehicle and parts merchant wholesalers.....	423100		05/19	132.236	137.193	131.885	129.097	130.469
Primary services.....		423100-P	02/09	168.319	174.908	167.852	164.146	165.970
Motor vehicle and parts wholesaler services.....		423100-1	02/09	168.319	174.908	167.852	164.146	165.970
Furniture and home furnishing merchant wholesalers.....	4232		05/19	149.918	150.096	149.896	142.791	142.791
Furniture and home furnishing merchant wholesalers.....	42320		05/19	149.918	150.096	149.896	142.791	142.791
Furniture and home furnishing merchant wholesalers.....	423200		05/19	149.935	150.113	149.913	142.810	142.810
Primary services.....		423200-P	02/09	164.330	164.525	164.305	156.491	156.491
Furniture and home furnishing wholesaler services.....		423200-1	02/09	164.330	164.525	164.305	156.491	156.491
Lumber and other construction materials merchant wholesalers.....	4233		05/19	139.925	138.479	139.529	141.570	141.311
Lumber and other construction materials merchant wholesalers.....	42330		05/19	139.925	138.479	139.529	141.570	141.311
Lumber and other construction materials merchant wholesalers.....	423300		05/19	139.924	138.484	139.530	141.562	141.305
Primary services.....		423300-P	02/09	149.101	147.535	148.682	150.893	150.582
Lumber and other construction material wholesaler services.....		423300-1	02/09	149.101	147.535	148.682	150.893	150.582
Other receipts.....		423300-SM	05/19	139.505	139.505	139.066	139.066	140.473
Professional and commercial equipment and supplies merchant wholesalers.....	4234		05/19	116.571	121.658	119.180	119.734	119.458
Professional and commercial equipment and supplies merchant wholesalers.....	42340		05/19	116.571	121.658	119.180	119.734	119.458
Professional and commercial equipment and supplies merchant wholesalers.....	423400		05/19	116.853	121.935	119.456	120.001	119.733
Primary services.....		423400-P	02/09	140.475	147.471	144.228	145.391	144.639
Professional and commercial equipment and supplies wholesaler services.....		423400-1	02/09	140.475	147.471	144.228	145.391	144.639
Other receipts.....		423400-SM	05/19	117.723	118.407	117.234	115.242	—
Metal and mineral (except petroleum) merchant wholesalers.....	4235		05/19	179.671	158.693	153.334	144.835	140.332
Metal and mineral (except petroleum) merchant wholesalers.....	42350		05/19	179.671	158.693	153.334	144.835	140.332
Metal and mineral (except petroleum) merchant wholesalers.....	423500		05/19	179.799	158.731	153.425	144.903	140.333
Primary services.....		423500-P	02/09	261.395	229.594	222.777	210.112	202.477
Metals and minerals wholesaler services.....		423500-1	02/09	261.395	229.594	222.777	210.112	202.477
Household appliances and electrical and electronic goods merchant wholesalers.....	4236		05/19	147.933	147.306	141.898	146.540	149.034
Household appliances and electrical and electronic goods merchant wholesalers.....	42360		05/19	147.933	147.306	141.898	146.540	149.034
Household appliances and electrical and electronic goods merchant wholesalers.....	423600		05/19	147.925	147.355	141.941	146.584	149.081
Primary services.....		423600-P	02/09	159.178	165.837	159.023	164.182	167.400
Household appliances, electrical, and electronics wholesaler services.....		423600-1	02/09	159.178	165.837	159.023	164.182	167.400
Hardware, plumbing and heating equipment and supplies merchant wholesalers.....	4237		05/19	116.816	114.757	118.159	124.118	126.289
Hardware, plumbing and heating equipment and supplies merchant wholesalers.....	42370		05/19	116.816	114.757	118.159	124.118	126.289
Hardware, plumbing, and heating equipment and supplies merchant wholesalers.....	423700		05/19	116.160	114.114	117.496	123.419	125.559
Primary services.....		423700-P	02/09	133.717	131.353	135.261	142.106	144.887
Hardware, plumbing, and heating equipment and supplies wholesaler services.....		423700-1	02/09	133.717	131.353	135.261	142.106	144.887

See footnotes at end of table.

Table 11. Producer price indexes for net output of selected industries and their products, not seasonally adjusted — Continued
 [August 2023]

Title ¹	Industry code	Product code	Index base	Unadjusted index ²				
				Apr. 2023	May 2023 ^P	June 2023 ^P	July 2023 ^P	Aug. 2023 ^P
Machinery, equipment, and supplies merchant wholesalers.....	4238		05/19	137.909	136.108	136.050	137.025	137.927
Machinery, equipment, and supplies merchant wholesalers.....	42380		05/19	137.909	136.108	136.050	137.025	137.927
Machinery and supply merchant wholesalers.....	423800		05/19	138.261	136.422	136.384	137.371	138.284
Primary services.....		423800-P	02/09	215.245	211.300	211.896	213.712	215.449
Machinery and supply wholesaler services.....		423800-1	02/09	215.245	211.300	211.896	213.712	215.449
Other receipts.....		423800-SM	05/19	121.951	123.300	121.470	121.572	121.514
Miscellaneous durable goods merchant wholesalers (except materials recyclers).....	4239		05/19	141.483	139.790	136.915	141.261	141.292
Miscellaneous durable goods merchant wholesalers (except materials recyclers).....	42390		05/19	141.483	139.790	136.915	141.261	141.292
Miscellaneous durable goods, except recyclable material, merchant wholesalers.....	423900		05/19	141.169	139.496	136.630	140.958	140.985
Primary services.....		423900-P	02/09	118.446	116.915	114.489	118.188	118.236
Miscellaneous durable goods wholesaler services.....		423900-1	02/09	118.446	116.915	114.489	118.188	118.236
Merchant wholesalers, nondurable goods.....	424		06/05	204.175	203.676	204.316	209.581	208.116
Paper and paper product merchant wholesalers.....	4241		01/21	161.748	161.915	161.143	161.106	161.990
Paper and paper product merchant wholesalers.....	42410		01/21	161.748	161.915	161.143	161.106	161.990
Paper and paper product merchant wholesalers.....	424100		01/21	161.660	161.783	160.987	160.996	161.911
Primary services.....		424100-P	02/09	207.985	207.834	206.635	206.978	208.376
Paper wholesaler services.....		424100-1	02/09	207.985	207.834	206.635	206.978	208.376
Wholesaling of paper and paper products.....		424100-11	02/09	206.992	206.019	203.983	204.114	205.469
Wholesaling of all other goods, except paper and paper products.....		424100-12	01/21	167.340	172.581	177.103	178.750	180.116
Drugs and druggists' sundries merchant wholesalers.....	4242		01/21	116.943	114.269	110.941	118.493	114.696
Drugs and druggists' sundries merchant wholesalers.....	42420		01/21	116.943	114.269	110.941	118.493	114.696
Drugs and druggists' sundries merchant wholesalers.....	424200		01/21	116.943	114.269	110.941	118.493	114.696
Primary products.....		424200-P	02/09	171.686	167.759	162.874	173.961	168.387
Wholesaling of pharmaceuticals.....		424200-1	02/09	168.956	162.598	153.171	170.290	160.847
Wholesaling of all other goods, except pharmaceuticals.....		424200-2	01/21	108.132	107.752	108.553	110.325	110.135
Apparel and piece goods merchant wholesalers.....	4243		01/21	100.485	96.682	97.879	96.186	99.119
Apparel and piece goods merchant wholesalers.....	42430		01/21	100.485	96.682	97.879	96.186	99.119
Apparel and piece goods merchant wholesalers.....	424300		01/21	100.485	96.682	97.879	96.186	99.119
Primary services.....		424300-P	02/09	124.217	119.507	120.988	118.880	122.512
Apparel wholesaler services.....		424300-1	02/09	124.217	119.507	120.988	118.880	122.512
Wholesaling of apparel.....		424300-11	02/09	130.354	129.294	128.123	126.144	130.360
Grocery and related product merchant wholesalers.....	4244		01/21	119.963	125.224	123.365	124.277	124.030
Grocery and related product merchant wholesalers.....	42440		01/21	119.963	125.224	123.365	124.277	124.030
Grocery and related product merchant wholesalers.....	424400		01/21	119.965	125.230	123.370	124.282	124.035
Primary services.....		424400-P	02/09	130.589	136.382	134.348	135.344	135.068
Grocery and related product wholesaler services.....		424400-1	02/09	130.589	136.382	134.348	135.344	135.068
Wholesaling of fresh meat, seafood, dairy, and fruits and vegetables.....		424400-11	06/13	134.967	143.834	135.561	136.359	132.451
Wholesaling of packaged frozen and canned foods.....		424400-12	06/13	171.468	169.500	170.614	170.029	170.826
Wholesaling of baked goods, non-alcoholic beverages, and all other groceries.....		424400-13	06/13	143.404	142.275	142.662	143.461	142.587
Wholesaling of all other goods, except groceries.....		424400-14	01/21	131.991	186.358	186.734	195.237	208.733
Farm product raw material merchant wholesalers.....	424500		01/21	94.840	96.038	113.949	111.980	123.024
Primary services.....		424500-P	01/21	93.719	94.976	113.770	111.704	123.293
Farm product raw material wholesaler services.....		424500-1	01/21	93.719	94.976	113.770	111.704	123.293
Wholesaling of grain and field beans.....		424500-11	01/21	84.961	84.773	111.190	112.802	-
Wholesaling of all other goods.....		424500-13	12/22	94.382	97.872	101.088	93.170	102.836
Chemicals and allied products merchant wholesalers.....	4246		01/21	122.529	124.942	123.720	118.900	117.913
Chemicals and allied products merchant wholesalers.....	42460		01/21	122.529	124.942	123.720	118.900	117.913
Chemicals and allied products merchant wholesalers.....	424600		01/21	122.529	124.952	123.729	118.905	117.914
Primary services.....		424600-P	02/09	140.983	144.083	142.643	136.987	135.732
Wholesaling of chemicals, plastics, and allied products.....		424600-1	02/09	138.972	143.020	140.498	133.592	132.655
Wholesaling of all other goods, except chemicals, plastics, and allied products.....		424600-2	01/21	141.512	140.384	143.646	143.657	141.118
Petroleum and petroleum products merchant wholesalers.....	4247		01/21	135.056	129.858	132.227	138.561	133.951
Petroleum and petroleum products merchant wholesalers.....	42470		01/21	135.056	129.858	132.227	138.561	133.951
Petroleum and petroleum products merchant wholesalers.....	424700		01/21	135.054	129.860	132.227	138.557	133.950
Primary services.....		424700-P	02/09	164.706	158.316	161.226	169.011	163.345
Wholesaling of petroleum products.....		424700-1	02/09	165.432	159.125	162.116	170.412	164.256
Wholesaling of all other goods, except petroleum products.....		424700-2	01/21	114.965	107.378	107.505	99.525	108.639
Beer, wine, and distilled alcoholic beverage merchant wholesalers.....	4248		01/21	121.990	121.670	121.175	121.344	121.416
Beer, wine, and distilled alcoholic beverage merchant wholesalers.....	42480		01/21	121.990	121.670	121.175	121.344	121.416

See footnotes at end of table.

Table 11. Producer price indexes for net output of selected industries and their products, not seasonally adjusted — Continued
[August 2023]

Title ¹	Industry code	Product code	Index base	Unadjusted index ²				
				Apr. 2023	May 2023 ^P	June 2023 ^P	July 2023 ^P	Aug. 2023 ^P
Beer, wine, and distilled alcoholic beverage merchant wholesalers.....	424800		01/21	121.990	121.670	121.175	121.344	121.416
Primary services.....		424800-P	02/09	154.054	153.650	153.025	153.238	153.330
Alcoholic beverage wholesaler services.....		424800-1	02/09	154.054	153.650	153.025	153.238	153.330
Wholesaling of beer, wine, and distilled alcoholic beverages.....		424800-11	02/09	154.480	154.067	153.514	153.746	153.878
Wholesaling of all other goods, except alcoholic beverages.....		424800-12	01/21	109.832	109.790	107.155	106.770	105.643
Miscellaneous nondurable goods merchant wholesalers.....	4249		01/21	138.407	140.671	144.569	148.161	154.154
Miscellaneous nondurable goods merchant wholesalers.....	42490		01/21	138.407	140.671	144.569	148.161	154.154
Miscellaneous nondurable goods merchant wholesalers.....	424900		01/21	138.407	140.672	144.569	148.163	154.156
Primary services.....		424900-P	02/09	199.472	202.376	208.046	212.780	221.498
Miscellaneous nondurable good wholesaler services.....		424900-1	02/09	199.472	202.376	208.046	212.780	221.498
Material recyclers.....	429930		12/86	444.526	428.330	392.706	388.100	401.110
Primary products.....		429930-P	12/86	449.133	429.873	389.626	384.532	398.545
Ferrous metal scrap.....		429930-1	12/86	569.413	535.047	471.204	465.972	487.191
Carbon steel scrap.....		429930-11	12/86	597.319	558.695	491.090	484.418	506.031
Heavy melting scrap.....		429930-111	12/86	605.663	547.972	—	—	—
Carbon steel scrap bundles.....		429930-112	12/86	656.781	634.084	561.006	534.010	534.469
Shredded carbon steel scrap.....		429930-113	12/86	406.469	395.515	340.763	328.551	335.536
Cut plate and structural scrap.....		429930-114	12/86	613.694	559.543	516.267	512.861	535.353
Stainless and alloy steel scrap.....		429930-12	12/86	615.619	628.316	564.381	582.905	628.295
Cast iron scrap.....		429930-13	12/86	338.128	306.072	—	—	—
Other ferrous scrap.....		429930-14	06/06	126.843	—	—	—	—
Nonferrous metal scrap.....		429930-2	12/86	507.978	514.507	499.472	485.524	488.462
Copper base scrap.....		429930-21	12/86	665.393	642.878	644.253	642.235	634.932
No 1 copper wire, heavy.....		429930-211	12/86	523.423	501.779	502.297	495.749	491.463
No 2 copper wire, mixed.....		429930-212	12/86	849.694	814.389	813.808	815.757	808.138
Yellow brass scrap.....		429930-213	12/86	714.418	679.406	686.440	697.086	682.952
Used beverage can scrap.....		429930-223	12/86	212.334	201.996	193.729	180.223	182.790
Other old aluminum base scrap.....		429930-224	12/86	191.887	—	—	—	—
Other nonferrous scrap (including lead, zinc and precious metals).....		429930-23	12/86	2,458.299	2,650.360	2,349.535	2,183.361	2,214.160
Recyclable paper.....		429930-3	12/86	102.652	104.751	105.949	105.339	107.418
News and other low grade recyclable paper.....		429930-31	12/86	85.938	86.576	86.822	85.640	79.076
Corrugated recyclable paper.....		429930-33	12/86	67.911	70.227	74.300	75.783	79.895
High grade recyclable paper (including pulp substitutes and deinking).....		429930-34	12/86	127.279	126.263	113.273	104.317	98.846
Recyclable materials, excluding metals and paper.....		429930-4	12/86	196.097	201.659	200.075	195.157	—
Recyclable plastics.....		429930-42	06/96	92.165	97.730	91.747	89.492	—
Other receipts.....		429930-SM1						
Motor vehicle and parts dealers.....	441		12/03	190.158	190.130	187.457	185.501	185.922
Automobile dealers.....	4411		12/03	182.721	180.624	177.639	176.229	176.645
New car dealers.....	44111		12/99	201.689	199.373	196.078	194.521	194.980
New car dealers.....	441110		12/99	200.892	197.846	194.242	192.313	192.822
Primary services.....		441110-P	12/99	192.315	187.854	183.734	181.099	181.692
Vehicle sales.....		441110-1	12/99	146.146	141.618	137.427	134.984	132.937
New vehicle sales.....		441110-101	12/99	197.797	191.967	186.379	184.700	181.469
Used vehicle sales.....		441110-102	12/99	122.126	117.235	113.417	105.340	105.340
Service labor and parts.....		441110-2	12/99	233.826	234.678	235.514	234.733	249.222
Other receipts.....		441110-SM	12/99	279.792	285.800	285.232	287.783	287.783
Recreational vehicle dealers.....	44121		06/01	166.310	176.805	170.110	172.595	169.696
Recreational vehicle dealers.....	441210		06/01	166.310	176.805	170.110	172.595	169.696
Primary services.....		441210-P	06/01	166.331	178.199	171.371	173.831	170.764
Recreational vehicle dealer services.....		441210-1	06/01	166.331	178.199	171.371	173.831	170.764
Boat dealers.....	441222		06/01	196.670	208.765	201.046	178.705	178.705
Primary services.....		441222-P	06/01	194.219	207.352	198.970	174.417	174.417
Boat dealer services.....		441222-1	06/01	194.219	207.352	198.970	174.417	174.417
Other receipts.....		441222-SM3	12/22	100.000	100.000	100.000	—	—
Automotive parts, accessories and tire retailers.....	4413		12/01	236.693	240.670	241.519	241.035	242.381
Automotive parts and accessories retailers.....	44133		12/03	257.898	266.108	264.305	264.305	265.740
Automotive parts and accessories retailers.....	441330		12/03	257.898	266.108	264.305	264.305	265.740
Primary services.....		441330-P	12/03	257.902	266.112	264.309	264.309	265.744
Automotive parts and accessories store services, in-store retailing.....		441330-A	12/03	257.902	266.112	264.309	264.309	265.744
Tire dealers.....	44134		12/03	176.763	174.659	178.863	177.813	178.859
Tire dealers.....	441340		12/03	176.763	174.659	178.863	177.813	178.859
Primary services.....		441340-P	12/03	176.930	174.824	179.032	177.981	179.028
Tire dealer services, in-store retailing.....		441340-A	12/03	176.930	174.824	179.032	177.981	179.028

See footnotes at end of table.

Table 11. Producer price indexes for net output of selected industries and their products, not seasonally adjusted — Continued
[August 2023]

Title ¹	Industry code	Product code	Index base	Unadjusted index ²				
				Apr. 2023	May 2023 ^P	June 2023 ^P	July 2023 ^P	Aug. 2023 ^P
Building material & garden supply retailers.....	444		12/03	208.041	204.712	205.552	209.557	209.071
Building material and supplies dealers.....	4441		12/03	210.049	207.516	208.644	212.582	211.977
Building material and supplies dealers.....	44410		12/03	210.053	207.519	208.647	212.586	211.980
Building materials and supplies dealers.....	444100		05/19	139.826	138.140	138.891	141.513	141.109
Primary services.....		444100-P	05/19	139.632	137.947	138.697	141.315	140.913
Building materials and supplies dealer services, in-store retailing.....		444100-A	05/19	130.681	128.566	129.508	132.795	132.289
Retailing of building materials, paint, and hardware.....		444100-A1	05/19	127.576	126.624	127.965	131.657	131.082
Retailing of all other goods.....		444100-A2	05/19	142.263	135.797	135.243	137.013	136.768
Lawn and garden equip and supplies retailers.....	4442		12/03	198.694	191.853	191.420	195.708	195.755
Nursery, garden, and farm supply retailers.....	44424		12/03	198.695	191.854	191.421	195.709	195.757
Nursery, garden, and farm supply retailers.....	444240		12/02	212.740	205.416	204.953	209.543	209.594
Primary services.....		444240-P	12/02	212.833	205.506	205.042	209.635	209.686
Nursery, garden center, and farm supply store services, in-store retailing.....		444240-A	12/02	212.833	205.506	205.042	209.635	209.686
Food and beverage retailers.....	445		12/99	259.729	259.302	262.485	258.986	264.314
Grocery retailers.....	4451		12/03	224.040	224.182	227.094	223.599	228.806
Grocery (except convenience) retailers.....	44511		12/03	224.040	224.182	227.094	223.599	228.806
Supermarkets and other grocery stores.....	445110		12/99	267.356	267.525	271.000	266.829	273.043
Primary services.....		445110-P	12/99	267.216	267.385	270.858	266.690	272.900
Supermarket and other grocery store services.....		445110-3	12/99	264.684	264.851	268.291	264.162	270.314
Retailing of food and beverage products.....		445110-32	01/17	138.185	138.630	140.230	138.148	141.843
Retailing of fresh meats.....		445110-321	12/99	353.880	351.201	357.639	364.107	394.773
Retailing of fresh fruits and vegetables.....		445110-322	12/99	230.117	241.196	248.788	250.683	253.178
Retailing of bakery products.....		445110-323	12/99	232.081	230.124	225.836	232.231	229.475
Retailing of dairy products.....		445110-324	12/99	234.497	222.978	213.757	217.107	210.841
Retailing of deli products.....		445110-325	12/99	176.980	179.037	176.955	178.726	180.671
Retailing of frozen food products.....		445110-326	12/99	151.253	149.597	148.079	146.961	149.113
Retailing of alcoholic beverages.....		445110-327	01/17	141.515	139.322	141.917	136.338	139.681
Retailing of all other food and beverage products.....		445110-328	12/99	279.402	282.416	289.763	275.518	283.842
Retailing of nonfood products.....		445110-33	01/17	138.985	137.257	140.058	137.516	138.286
Retailing of cleaning and paper products.....		445110-331	01/17	152.760	145.948	155.956	142.448	157.181
Retailing of health and beauty products.....		445110-332	12/99	273.202	272.960	265.356	264.304	260.625
Retailing of all other nonfood products.....		445110-333	01/17	135.455	134.001	140.953	140.521	138.660
Specialty food retailers.....	4452		12/03	246.616	243.238	247.358	245.981	244.549
Specialty food retailers.....	445200		12/03	246.614	243.236	247.356	245.979	244.547
Primary services.....		445200-P	12/03	246.856	243.458	247.602	246.217	244.777
Specialty food retailer services, in-store retailing.....		445200-A	12/03	246.856	243.458	247.602	246.217	244.777
Beer, wine, and liquor retailers.....	4453		06/00	146.987	144.870	145.348	145.404	147.188
Beer, wine, and liquor retailers.....	44532		06/00	146.986	144.870	145.347	145.404	147.187
Beer, wine, and liquor retailers.....	445320		06/00	146.987	144.870	145.347	145.404	147.187
Primary services.....		445320-P	06/00	147.039	144.922	145.400	145.456	147.240
Beer, wine, and liquor retailer services, in-store retailing.....		445320-A	06/00	147.039	144.922	145.400	145.456	147.240
Retailing of beer, wine, and liquor.....		445320-A1	06/14	111.778	110.560	110.819	110.869	110.594
Retailing of all other goods and sales of prepared foods.....		445320-A2	06/14	162.761	157.130	158.536	158.536	174.211
Furniture, home furnishings, electronics, and appliance retailers.....	449		12/22	104.050	102.665	105.084	103.974	102.454
Furniture and Home Furnishings Retailers.....	4491		12/22	104.445	103.801	105.569	103.875	102.897
Furniture retailers.....	44911		12/03	193.166	192.767	195.972	193.335	189.932
Furniture retailers.....	449110		06/03	195.805	195.425	198.670	195.987	192.524
Primary services.....		449110-P	06/03	198.913	198.696	201.973	199.170	195.559
Furniture retailer services, in-store retailing.....		449110-A	06/03	198.913	198.696	201.973	199.170	195.559
Other receipts.....		449110-SM	12/22	98.818	96.303	98.215	97.910	97.449
Floor covering retailers.....	44912		12/03	223.725	219.652	223.667	218.478	221.625
Floor covering retailers.....	449121		06/03	227.014	222.882	226.955	221.690	224.883
Primary services.....		449121-P	06/03	227.014	222.882	226.955	221.690	224.883
Floor covering retailer services, in-store retailing.....		449121-A	06/03	227.014	222.882	226.955	221.690	224.883
Electronics and appliance retailers.....	4492		12/03	85.719	83.421	86.438	86.422	84.322
Electronics and appliance retailers.....	44921		12/03	85.758	83.460	86.478	86.462	84.361
Electronics and appliance retailers.....	449210		12/11	96.106	93.530	96.913	96.895	94.540
Primary products.....		449210-P	12/11	96.025	93.451	96.831	96.813	94.460
Electronics and appliance retailers services, in-store retailing.....		449210-A	12/11	103.091	99.217	104.716	104.525	100.712
Retailing of entertainment and communication products.....		449210-A1	12/11	78.111	72.985	85.558	88.602	84.343

See footnotes at end of table.

Table 11. Producer price indexes for net output of selected industries and their products, not seasonally adjusted — Continued
 [August 2023]

Title ¹	Industry code	Product code	Index base	Unadjusted index ²				
				Apr. 2023	May 2023 ^P	June 2023 ^P	July 2023 ^P	Aug. 2023 ^P
Electronics and appliance retailers - Continued								
Retailing of computers, hardware, software, and supplies.....		449210-A2	06/03	53.409	54.733	53.769	52.660	52.535
Retailing of major household appliances.....		449210-A3	05/19	129.628	132.348	130.703	129.946	129.274
Retailing of all other goods.....		449210-A4	12/11	154.031	140.419	143.045	138.875	129.212
Electronic and appliance retailers services, online retailing.....		449210-B	12/22	91.003	90.601	90.371	90.670	90.801
General merchandise retailers.....	455		12/03	155.441	156.936	155.468	153.542	152.424
Department stores.....	4551		12/03	156.281	162.028	156.291	152.777	148.381
Department stores.....	45511		12/03	156.281	162.028	156.291	152.777	148.381
Department stores.....	455110		12/17	132.403	137.272	132.412	129.435	125.711
Primary services.....		455110-P	12/17	134.133	139.066	134.142	131.126	127.353
Department store services, in-store retailing.....		455110-A	12/17	128.174	133.346	128.414	129.726	125.852
Department store services, online retailing.....		455110-B	12/22	119.874	123.472	119.471	109.373	106.475
Other general merchandise retailers.....	4552		12/03	153.186	153.968	153.216	151.574	151.005
Other general merchandise retailers.....	45521		12/03	153.223	154.006	153.254	151.611	151.042
Warehouse clubs, supercenters, and other general merchandise retailers.....	455210		12/03	153.246	154.028	153.276	151.634	151.065
Primary services.....		455210-P	12/03	151.505	152.281	151.535	149.906	149.341
Warehouse clubs, supercenters, and other general merch. retailer services, in-store retailing.....		455210-A	12/03	162.019	163.560	162.078	158.845	157.724
Warehouse clubs and supercenters.....		455210-A1	12/03	153.040	154.643	153.109	149.605	148.368
All other general merchandise stores.....		455210-A2	12/03	156.624	156.820	156.569	157.384	157.861
Health and personal care retailers.....	456		12/03	147.643	146.838	147.649	146.543	148.427
Health and personal care retailers.....	4561		12/03	147.720	146.915	147.726	146.620	148.505
Pharmacies and drug retailers.....	45611		06/00	172.653	171.937	172.387	171.592	174.124
Pharmacies and drug retailers.....	456110		06/00	172.652	171.936	172.386	171.592	174.123
Primary services.....		456110-P	06/00	172.498	171.783	172.232	171.438	173.967
Pharmacy and drug retailer services, in-store retailing.....		456110-A	06/00	170.865	169.715	170.438	169.161	169.757
Retailing of prescription drugs.....		456110-A1	06/00	195.999	193.681	194.570	191.321	191.312
Retailing of over-the-counter drugs and all other goods.....		456110-A2	06/00	173.897	175.280	175.862	179.120	181.499
Retailing of over-the-counter drugs.....		456110-A21	06/00	149.328	151.136	150.796	151.289	159.232
Retailing of all other goods.....		456110-A22	06/00	180.112	181.286	182.240	186.575	186.577
Optical goods retailers.....	45613		12/03	113.545	113.837	114.166	109.707	109.707
Optical goods retailers.....	456130		06/00	116.472	116.762	117.090	112.652	112.652
Primary services.....		456130-P	06/00	114.075	114.405	114.776	109.741	109.741
Optical goods retailer services, in-store retailing.....		456130-A	06/00	114.075	114.405	114.776	109.741	109.741
Food (health) supplement retailers.....	456191		12/99	246.877	236.569	252.310	248.368	247.220
Primary services.....		456191-P	12/99	246.928	236.618	252.362	248.419	247.271
Food (health) supplement store services, in-store retailing.....		456191-A	12/99	246.928	236.618	252.362	248.419	247.271
Gasoline Stations and Fuel Dealers.....	457		12/22	83.189	91.130	89.946	83.366	85.842
Gasoline stations.....	4571		06/01	154.095	168.998	169.385	157.412	163.274
Gasoline stations.....	45710		06/01	154.095	168.998	169.385	157.412	163.274
Gasoline stations.....	457100		05/19	136.973	150.231	150.574	139.925	145.136
Primary products.....		457100-P	05/19	138.821	152.610	152.911	141.938	147.211
Gasoline station services.....		457100-1	05/19	138.821	152.610	152.911	141.938	147.211
Retailing of automotive fuels and lubricants.....		457100-11	05/19	156.363	176.561	173.656	156.521	164.868
Retailing of all other goods, sales of prepared foods, and repair services.....		457100-12	12/12	124.726	129.848	135.170	132.747	133.735
Fuel dealers.....	4572		06/00	293.986	320.074	289.447	263.992	259.675
Fuel dealers.....	45721		06/00	293.986	320.074	289.447	263.992	259.675
Fuel dealers.....	457210		06/00	293.977	320.064	289.439	263.984	259.667
Primary services.....		457210-P	06/00	306.859	334.448	302.059	275.139	270.574
Fuel dealer services.....		457210-1	06/00	306.859	334.448	302.059	275.139	270.574
Clothing and clothing accessories retailers.....	458		12/03	149.345	150.805	143.828	137.982	140.627
Clothing retailers.....	4581		12/03	141.336	144.019	135.950	130.428	134.316
Clothing retailers.....	45811		12/03	141.336	144.019	135.950	130.428	134.316
Clothing and clothing accessories retailers.....	458110		05/15	114.051	116.217	109.705	105.249	108.386
Primary services.....		458110-P	05/15	114.051	116.217	109.705	105.249	108.386
Clothing and clothing accessories retailer services, in-store retailing.....		458110-A	05/15	111.447	113.186	106.687	103.710	106.240
Retailing of apparel.....		458110-A1	05/15	111.764	114.779	108.017	105.186	107.821
Retailing of men's apparel.....		458110-A11	05/15	119.939	122.110	120.162	120.611	122.431
Retailing of women's apparel.....		458110-A12	05/15	108.944	113.128	104.711	99.358	102.299
Retailing of children's apparel.....		458110-A13	05/15	112.986	112.010	103.239	106.099	109.004

See footnotes at end of table.

Table 11. Producer price indexes for net output of selected industries and their products, not seasonally adjusted — Continued
 [August 2023]

Title ¹	Industry code	Product code	Index base	Unadjusted index ²				
				Apr. 2023	May 2023 ^P	June 2023 ^P	July 2023 ^P	Aug. 2023 ^P
Clothing and clothing accessories retailers - Continued								
Retailing of all other goods.....		458110-A2	05/15	111.285	109.740	103.882	100.511	102.785
Shoe retailers.....	4582		12/03	141.748	139.807	133.592	122.079	122.621
Shoe retailers.....	45821		12/03	141.748	139.807	133.592	122.079	122.621
Shoe retailers.....	458210		06/02	144.607	142.627	136.286	124.541	125.094
Primary services.....		458210-P	06/02	144.607	142.627	136.286	124.541	125.094
Shoe retailer services, in-store retailing.....		458210-A	06/02	144.607	142.627	136.286	124.541	125.094
Jewelry retailers.....	4583		12/03	187.943	188.471	185.998	187.219	186.877
Jewelry retailers.....	45831		12/03	191.277	191.814	189.297	190.539	190.192
Jewelry retailers.....	458310		06/00	207.804	208.387	205.653	207.002	206.625
Primary services.....		458310-P	06/00	208.180	208.765	206.025	207.377	206.999
Jewelry retailer services, in-store retailing.....		458310-A	06/00	209.027	209.759	211.713	213.407	213.051
Sporting goods and hobby retailers.....	4591		12/03	125.333	130.716	124.849	132.023	131.398
Sporting goods retailers.....	45911		12/03	158.106	167.397	157.480	170.470	168.405
Sporting goods retailers.....	459110		06/00	164.953	174.644	164.300	177.849	175.695
Primary services.....		459110-P	06/00	166.176	176.137	165.505	179.431	177.198
Sporting goods store services, in-store retailing.....		459110-A	06/00	166.162	179.471	165.265	183.833	181.081
Retailing of sporting goods.....		459110-A1	12/13	127.069	132.199	124.540	128.346	130.963
Hobby, toy, and game retailers.....	45912		12/03	82.697	82.697	82.400	81.537	82.939
Hobby, toy, and game retailers.....	459120		06/00	83.751	83.751	83.450	82.576	83.995
Primary services.....		459120-P	06/00	83.693	83.693	83.393	82.519	83.937
Hobby, toy, and game store services, in-store retailing.....		459120-A	06/00	83.505	83.505	83.505	83.576	83.576
Retailing of hobby and craft goods, toys, and games (including video games).....		459120-A1	12/13	85.612	85.612	85.612	85.734	85.734
Retailing of all other goods.....		459120-A2	12/13	69.689	69.689	69.689	69.685	69.685
Book retailers and news dealers.....	4592		12/03	133.009	134.003	133.803	135.807	136.076
Book retailers and news dealers.....	45921		12/03	146.590	147.685	147.465	149.673	149.970
Book retailers and news dealers.....	459210		06/00	182.297	183.659	183.385	186.132	186.501
Primary services.....		459210-P	06/00	182.177	183.541	183.266	186.016	186.384
Book retailer and news dealer services, in-store retailing.....		459210-A	06/00	184.339	186.182	185.811	189.527	190.025
Retailing of books.....		459210-A1	06/14	129.925	131.340	131.481	135.124	135.171
Retailing of all other goods.....		459210-A2	06/14	109.757	110.605	109.516	109.516	110.468
Office supplies, stationery, and gift retailers.....	4594		12/03	179.789	174.155	168.239	160.238	159.715
Office supplies, stationery, and gift retailers.....	45940		12/03	179.789	174.155	168.239	160.238	159.715
Office supplies, stationery, and gift retailers.....	459400		05/19	123.118	119.260	115.209	109.730	109.371
Primary services.....		459400-P	05/19	123.118	119.260	115.209	109.730	109.371
Office supplies, stationery, and gift retailer services, in-store retailing.....		459400-A	05/19	125.725	125.673	125.308	122.632	122.052
Air transportation.....	481		12/92	271.871	262.920	274.776	275.689	272.010
Scheduled air transportation.....	4811		12/89	334.505	322.405	338.576	339.618	334.576
Scheduled air transportation.....	48111		12/89	334.505	322.405	338.576	339.618	334.576
Scheduled passenger air transportation.....	481111		12/89	341.244	328.662	346.291	347.199	341.595
Primary services.....		481111-P	12/89	372.643	358.904	378.154	379.146	373.026
Domestic.....		481111-1	12/89	396.484	386.446	394.746	387.104	383.512
Domestic first class, including business.....		481111-101	12/99	203.945	199.234	189.357	182.796	175.420
Domestic coach.....		481111-102	12/99	225.912	220.147	226.301	222.212	220.722
International.....		481111-2	12/89	275.664	257.114	293.660	310.318	300.444
International first class, including business.....		481111-201	09/18	117.377	104.809	114.955	111.619	103.730
International coach.....		481111-202	12/89	277.859	260.459	298.801	318.490	309.563
Scheduled freight air transportation.....	481112		12/03	173.813	170.813	163.542	166.296	170.063
Primary services.....		481112-P	12/87	166.539	164.323	156.159	156.124	159.945
Scheduled freight air transportation services.....		481112-1	12/87	173.879	171.027	162.548	162.530	166.700
Domestic scheduled freight air transportation services.....		481112-101	12/14	117.597	115.577	113.815	118.086	122.160
International scheduled freight air transportation services.....		481112-102	12/14	72.048	70.912	65.430	63.300	64.407
Scheduled mail air transportation services.....		481112-2	12/87	147.195	152.708	144.862	144.594	145.454
Nonscheduled air transportation.....	4812		12/96	204.823	204.331	204.147	205.303	205.495
Nonscheduled air transportation.....	48121		12/96	204.823	204.331	204.147	205.303	205.495
Nonscheduled air passenger chartering.....	481211		06/92	210.076	210.285	209.673	210.758	211.032
Primary services.....		481211-P	12/00	169.020	169.208	168.658	169.634	169.881
Domestic nonscheduled air passenger services.....		481211-1	06/08	121.035	121.201	120.715	121.589	121.792
International nonscheduled air passenger services.....		481211-2	06/08	117.820	117.820	117.820	117.769	117.828

See footnotes at end of table.

Table 11. Producer price indexes for net output of selected industries and their products, not seasonally adjusted — Continued
 [August 2023]

Title ¹	Industry code	Product code	Index base	Unadjusted index ²				
				Apr. 2023	May 2023 ^P	June 2023 ^P	July 2023 ^P	Aug. 2023 ^P
Nonscheduled air freight chartering.....	481212		06/08	146.531	144.912	145.532	146.549	146.549
Primary services.....		481212-P	06/08	143.928	142.276	142.909	144.035	144.035
Domestic nonscheduled air freight services.....		481212-1	06/08	196.895	196.895	196.895	197.844	197.844
International nonscheduled air freight services.....		481212-2	06/08	103.715	100.217	101.557	102.972	102.972
Rail transportation.....	482		12/96	231.485	229.385	228.593	228.442	229.423
Rail transportation.....	4821		12/96	231.485	229.385	228.593	228.442	229.423
Rail transportation.....	48211		12/96	231.485	229.385	228.593	228.442	229.423
Line-haul railroads.....	482111		12/84	258.207	255.864	254.981	254.812	255.907
Primary services.....		482111-P	12/84	258.207	255.864	254.981	254.812	255.907
Freight rail transportation.....		482111-4	05/15	129.118	127.912	127.458	127.371	127.935
Carload freight rail transportation.....		482111-411	12/96	234.691	234.361	234.157	234.135	234.146
Intermodal freight rail transportation.....		482111-412	12/96	215.692	206.810	203.755	203.111	207.789
Passenger rail transportation.....		482111-5	12/96	181.801	181.801	181.801	181.801	181.801
Coach service class.....		482111-506	06/05	164.929	164.929	164.929	164.929	164.929
All other service classes.....		482111-507	06/05	157.022	157.022	157.022	157.022	157.022
Water transportation.....	483		12/03	188.996	196.430	192.081	188.641	191.859
Deep sea freight transportation.....	483111		06/88	400.943	434.420	411.689	394.182	401.085
Primary services.....		483111-P	06/88	409.599	443.799	420.577	402.692	409.745
Deep sea freight transportation services.....		483111-5	06/88	409.599	443.799	420.577	402.692	409.745
Coastal and Great Lakes freight transport.....	483113		12/03	217.232	213.865	214.267	214.257	218.838
Primary services.....		483113-P	12/03	211.170	207.793	208.255	208.245	212.839
Coastal and intercoastal freight transportation.....		483113-1	12/03	186.150	182.911	184.432	184.481	190.336
Great Lakes - St. Lawrence Seaway freight transportation.....		483113-2	12/91	235.038	229.030	227.600	227.193	231.270
Coastal and intercoastal towing transportation.....		483113-3	12/03	272.556	270.712	267.899	267.899	266.973
Inland water transportation.....	4832		12/03	193.792	212.336	211.796	211.696	211.913
Inland water transportation.....	48321		12/03	193.796	212.340	211.800	211.700	211.917
Inland water freight transportation.....	483211		12/90	245.846	269.372	268.687	268.560	268.835
Primary services.....		483211-P	12/90	250.341	274.862	274.150	274.017	274.301
Inland water freight transportation services.....		483211-3	12/90	250.341	274.862	274.150	274.017	274.301
Truck transportation.....	484		12/03	185.833	189.015	187.623	182.784	184.713
General freight trucking.....	4841		12/03	194.324	198.410	196.569	190.033	191.727
General freight trucking, local.....	48411		12/03	178.130	172.099	170.412	171.132	165.048
General freight trucking, local.....	484110		12/03	178.154	172.124	170.436	171.156	165.068
Primary services.....		484110-P	06/93	184.395	175.346	173.328	174.739	175.123
General freight trucking services, local.....		484110-1	06/93	184.395	175.346	173.328	174.739	175.123
General freight trucking, local, truckload.....		484110-15	06/09	124.331	111.639	111.433	112.820	112.938
General freight trucking, local, less than truckload.....		484110-16	06/09	148.402	158.307	153.672	153.672	154.348
Other receipts.....		484110-SM	12/03	203.036	199.617	-	-	-
General freight trucking, long-distance.....		48412	12/03	197.948	205.110	203.235	194.512	198.528
General freight trucking, long-distance TL.....		484121	12/03	184.407	192.615	190.471	179.227	181.336
Primary services.....		484121-P	06/92	182.593	177.116	174.979	176.522	177.851
General freight trucking, long-distance, truckload.....		484121-2	06/92	182.593	177.116	174.979	176.522	177.851
General freight trucking, long-distance LTL.....		484122	12/03	228.176	231.510	230.664	230.773	240.812
Primary services.....		484122-P	06/92	384.703	390.325	388.899	389.081	406.009
General freight trucking, long-distance less than truckload.....		484122-1	06/92	384.703	390.325	388.899	389.081	406.009
Specialized freight trucking.....	4842		12/03	168.734	169.736	169.518	168.953	171.536
Used household and office goods moving.....	48421		12/03	163.470	168.464	175.201	173.142	170.716
Used household and office goods moving.....	484210		12/03	163.433	168.426	175.161	173.102	170.678
Primary services.....		484210-P	12/03	166.528	171.615	178.478	176.381	173.910
Used household and office goods moving, except local.....		484210-2	06/92	256.241	262.353	278.517	273.577	267.758
Residential moving services, except local.....		484210-21	09/15	138.098	142.152	152.446	149.339	145.680
Commercial and other goods moving services, except local.....		484210-22	09/15	117.284	116.215	115.561	115.561	115.561
Used household and office goods moving, local.....		484210-4	12/03	144.443	150.679	150.679	150.679	150.679
Residential moving services, local.....		484210-41	09/15	125.272	131.507	131.507	131.507	131.507
Commercial and other goods moving services, local.....		484210-42	09/15	117.393	118.112	118.112	118.112	118.112
Specialized freight (except used) trucking, local.....	48422		12/03	179.631	178.588	178.311	178.562	180.824
Specialized freight (except used goods) trucking, local.....	484220		12/03	179.641	178.598	178.320	178.572	180.834
Primary services.....		484220-P	06/93	217.430	215.842	215.420	216.192	218.709
Specialized freight (except used goods) trucking, local.....		484220-6	06/93	217.430	215.842	215.420	216.192	218.709
Local hazardous materials trucking (except waste).....		484220-601	06/13	129.723	129.723	128.441	127.736	132.160
Local agricultural products trucking without storage.....		484220-602	06/13	106.233	100.633	100.633	100.828	105.399

See footnotes at end of table.

Table 11. Producer price indexes for net output of selected industries and their products, not seasonally adjusted — Continued
 [August 2023]

Title ¹	Industry code	Product code	Index base	Unadjusted index ²				
				Apr. 2023	May 2023 ^P	June 2023 ^P	July 2023 ^P	Aug. 2023 ^P
Specialized freight (except used goods) trucking, local - Continued								
Dump trucking.....		484220-603	06/13	147.411	147.411	147.411	148.190	148.190
Local specialized trucking without storage.....		484220-604	06/13	122.062	122.062	121.853	122.788	122.788
Specialized freight (except used) trucking, long-distance.....	48423		12/03	159.872	161.382	158.658	157.853	162.590
Specialized freight (except used goods) trucking, long-distance.....	484230		12/03	159.878	161.388	158.664	157.859	162.596
Primary services.....		484230-P	06/01	156.799	158.500	155.465	154.583	159.858
Specialized freight (except used goods) trucking, long-distance.....		484230-6	06/01	156.799	158.500	155.465	154.583	159.858
Agricultural products trucking, long-distance.....		484230-602	06/13	144.686	145.370	142.899	141.265	158.404
All other specialized trucking, long-distance.....		484230-603	06/13	123.632	125.089	122.653	122.064	124.632
Pipeline Transportation.....	486		05/22	107.067	107.297	106.041	110.120	110.209
Pipeline transportation of crude oil.....	4861		12/03	271.673	271.673	271.673	294.535	295.775
Pipeline transportation of crude oil.....	48611		12/03	271.673	271.673	271.673	294.535	295.775
Pipeline transportation of crude oil.....	486110		06/86	301.082	301.082	301.082	326.418	327.793
Primary services.....		486110-P	06/86	301.472	301.472	301.472	325.999	327.454
Pipeline transportation of crude oil.....		486110-3	06/86	292.520	292.520	292.520	316.319	317.731
Trans-Alaskan Pipeline System transportation.....		486110-311	06/86	119.479	119.479	119.479	130.782	130.782
Pipeline transportation of crude petroleum, except on the Trans-Alaskan Pipeline System.....		486110-312	06/86	394.383	394.383	394.383	426.138	428.162
Pipeline transportation of natural gas.....	4862		05/22	104.750	105.134	102.928	102.902	102.873
Pipeline transportation of natural gas.....	48621		05/22	104.750	105.134	102.928	102.902	102.873
Pipeline transportation of natural gas.....	486210		05/22	104.750	105.134	102.928	102.902	102.873
Primary services.....		486210-P	05/22	104.750	105.134	102.928	102.902	102.873
Pipeline transportation of natural gas services.....		486210-1	05/22	104.750	105.134	102.928	102.902	102.873
Other pipeline transportation.....	4869		12/03	206.832	206.832	207.484	228.491	228.491
Pipeline transportation of refined petroleum products.....	48691		12/03	206.832	206.832	207.484	228.491	228.491
Refined petroleum product pipeline transport.....	486910		06/86	236.700	236.700	237.447	261.487	261.487
Primary services.....		486910-P	06/86	237.091	237.091	237.839	261.919	261.919
Pipeline transportation of refined petroleum products.....		486910-1	06/86	240.475	240.475	241.234	265.658	265.658
Transportation support activities.....	488		12/03	138.378	138.075	139.965	139.719	134.058
Air transportation support activities.....	4881		12/96	203.225	203.925	206.648	209.145	210.773
Airport operations.....	48811		12/03	154.370	155.372	158.771	161.426	162.246
Other airport operations.....	488119		12/03	154.395	155.397	158.797	161.453	162.272
Primary services.....		488119-P	06/92	213.797	215.186	219.894	223.571	224.706
Aeronautical services.....		488119-5	06/14	119.021	119.065	119.149	121.208	122.421
Landing fees.....		488119-501	06/14	112.159	112.144	112.183	110.586	111.016
Terminal rental.....		488119-502	06/14	128.318	128.431	128.431	130.299	132.771
Other aeronautical services.....		488119-503	06/14	113.109	113.109	113.421	121.323	121.348
Non-aeronautical services.....		488119-6	06/14	125.895	127.552	133.244	135.395	135.395
Airport parking.....		488119-601	06/14	137.168	137.168	137.769	139.162	139.162
Lease space for rental cars.....		488119-602	06/14	136.771	141.602	162.578	162.430	162.430
Lease space for concessions.....		488119-603	06/92	165.745	172.388	183.454	199.358	199.358
Other non-aeronautical services.....		488119-604	06/14	109.110	109.110	109.438	109.438	109.438
Other air transportation support activities.....	48819		12/03	170.203	169.977	169.952	170.728	172.805
Other support activities for air transport.....	488190		12/03	170.198	169.972	169.947	170.723	172.800
Primary services.....		488190-P	06/92	218.956	218.765	218.765	219.674	221.970
Other air transportation support activities.....		488190-5	06/07	152.003	151.870	151.870	152.501	154.095
Water transportation support activities.....	4883		12/03	159.509	161.110	160.846	161.053	161.237
Port and harbor operations.....	48831		12/03	185.594	187.139	185.467	186.533	186.533
Port and harbor operations.....	488310		12/03	185.616	187.162	185.490	186.556	186.556
Primary services.....		488310-P	12/03	188.402	190.173	188.257	189.479	189.479
Port and harbor services.....		488310-1	12/03	188.402	190.173	188.257	189.479	189.479
Marine cargo handling.....	48832		12/03	150.947	151.118	151.151	151.135	151.484
Marine cargo handling.....	488320		12/91	170.027	170.219	170.257	170.239	170.631
Primary services.....		488320-P	12/91	165.824	166.012	166.050	166.032	166.417
Movement of containers.....		488320-8	12/98	148.879	148.947	148.959	148.965	149.270
Other marine cargo handling.....		488320-9	12/98	155.392	156.359	156.558	156.373	157.051
Navigational services to shipping.....	48833		12/03	164.863	169.552	169.774	169.774	169.774
Navigational services to shipping.....	488330		12/92	216.287	222.438	222.730	222.730	222.730
Primary services.....		488330-P	12/92	221.177	227.933	228.253	228.253	228.253
Navigational services to shipping and salvage.....		488330-1	12/92	221.177	227.933	228.253	228.253	228.253

See footnotes at end of table.

Table 11. Producer price indexes for net output of selected industries and their products, not seasonally adjusted — Continued
 [August 2023]

Title ¹	Industry code	Product code	Index base	Unadjusted index ²				
				Apr. 2023	May 2023 ^P	June 2023 ^P	July 2023 ^P	Aug. 2023 ^P
Freight transportation arrangement.....	4885		12/96	113.750	112.591	114.744	113.268	103.014
Freight transportation arrangement.....	48851		12/96	113.750	112.591	114.744	113.268	103.014
Freight transportation arrangement.....	488510		12/94	116.075	114.892	117.088	115.583	105.122
Primary services.....		488510-P	12/94	115.805	114.540	116.931	115.282	104.127
Freight forwarding.....		488510-1	12/94	107.601	107.598	107.598	107.598	107.598
Arrangement of freight and cargo n.e.c.....		488510-2	12/94	123.043	120.542	125.276	122.011	99.917
U.S. Postal Service.....	491		06/89	281.228	281.228	281.228	292.039	292.093
U.S. Postal Service.....	4911		06/89	281.228	281.228	281.228	292.039	292.093
U.S. Postal Service.....	49111		06/89	281.228	281.228	281.228	292.039	292.093
U.S. Postal Service.....	491110		06/89	281.228	281.228	281.228	292.039	292.093
Primary services.....		491110-P	06/89	281.228	281.228	281.228	292.039	292.093
Mailing services (market dominant services).....		491110-7	12/12	139.462	139.462	139.462	147.490	147.470
First class mail.....		491110-71	06/89	248.829	248.829	248.829	261.519	261.519
Retail letters.....		491110-711	12/12	139.838	139.838	139.838	146.346	146.346
Commercial letters.....		491110-712	12/12	133.618	133.618	133.618	141.369	141.369
Retail and commercial flats.....		491110-713	12/12	136.039	136.039	136.039	144.053	144.053
Other first class mail and fees.....		491110-714	12/12	159.165	159.165	159.165	162.808	162.808
Periodicals mail.....		491110-72	06/89	330.638	330.638	330.638	357.340	355.653
Outside county.....		491110-721	06/89	337.676	337.676	337.676	365.275	363.468
Other periodicals mail and fees.....		491110-722	12/12	131.976	131.976	131.976	139.998	139.998
Standard class mail.....		491110-73	06/89	317.670	317.670	317.670	338.571	338.571
High density and saturation flats and parcels.....		491110-731	12/12	123.767	123.767	123.767	127.501	127.501
Carrier route basic mail.....		491110-732	12/12	137.752	137.752	137.752	148.454	148.454
Bulk letters.....		491110-733	12/12	136.170	136.170	136.170	144.324	144.324
Bulk flats.....		491110-734	12/12	147.486	147.486	147.486	158.621	158.621
Other standard mail and fees.....		491110-735	12/12	178.596	178.596	178.596	198.808	198.808
Package services mail.....		491110-74	06/89	314.194	314.194	314.194	330.910	330.910
Special services and fees.....		491110-75	06/89	333.232	333.232	333.232	353.467	353.467
Shipping services (competitive services).....		491110-8	12/12	171.832	171.832	171.832	170.603	170.775
Domestic priority mail.....		491110-81	06/89	405.137	405.137	405.137	405.137	405.137
Other shipping services and shipping special services & fees.....		491110-82	12/12	194.467	194.467	194.467	192.075	192.410
Couriers and messengers.....	492		12/03	305.487	303.379	302.691	303.239	306.743
Couriers and express delivery services.....	4921		12/03	316.460	314.153	313.400	313.999	317.835
Couriers and express delivery services.....	49211		12/03	316.476	314.169	313.416	314.015	317.851
Couriers and express delivery services.....	492110		12/03	316.433	314.127	313.373	313.973	317.808
Primary services.....		492110-P	12/03	317.546	315.229	314.473	315.073	318.922
Standard courier services.....		492110-1	12/92	467.535	467.146	465.977	465.977	467.925
Expedited courier services.....		492110-2	12/87	476.756	467.808	466.774	469.276	481.786
Domestic expedited courier services.....		492110-201	12/98	435.446	427.263	426.301	428.599	440.070
International expedited courier services.....		492110-202	12/98	370.815	363.875	363.104	365.025	374.670
Local messengers and local delivery.....	4922		12/03	165.956	165.956	165.956	165.956	165.956
Local messengers and local delivery.....	49221		12/03	165.616	165.616	165.616	165.616	165.616
Local messengers and local delivery.....	492210		12/03	165.587	165.587	165.587	165.587	165.587
Primary services.....		492210-P	12/92	213.628	213.628	213.628	213.628	213.628
Local messengers and local delivery services.....		492210-1	12/92	213.628	213.628	213.628	213.628	213.628
Warehousing and storage.....	493		12/06	147.841	141.739	138.934	141.465	139.502
Warehousing and storage.....	4931		12/06	147.791	141.692	138.888	141.417	139.455
General warehousing and storage.....	49311		12/03	155.009	146.521	143.293	145.492	143.647
General warehousing and storage.....	493110		12/03	155.102	146.609	143.379	145.580	143.733
Primary services.....		493110-P	06/93	169.848	160.547	157.011	159.421	157.399
General warehousing and storage services.....		493110-1	06/93	169.848	160.547	157.011	159.421	157.399
Refrigerated warehousing and storage.....	49312		12/03	146.633	149.716	147.734	152.017	148.795
Refrigerated warehousing and storage.....	493120		12/91	161.143	164.531	162.352	167.060	163.518
Primary services.....		493120-P	12/91	161.423	164.816	162.634	167.349	163.802
Warehousing and storage of refrigerated goods.....		493120-2	12/91	161.607	165.004	162.819	167.540	163.989
Farm product warehousing and storage.....	49313		12/03	141.039	140.743	141.926	146.997	146.929
Farm product warehousing and storage.....	493130		12/92	163.985	163.641	165.017	170.912	170.834
Primary services.....		493130-P	12/92	162.120	161.874	163.303	169.393	169.393
Farm product warehousing and storage services.....		493130-1	12/92	162.120	161.874	163.303	169.393	169.393
Publishing industries.....	513		12/22	102.716	103.878	104.313	104.532	105.288
Newspaper, book, and directory publishers.....	5131		12/22	103.127	103.286	103.742	104.176	103.862

See footnotes at end of table.

Table 11. Producer price indexes for net output of selected industries and their products, not seasonally adjusted — Continued
 [August 2023]

Title ¹	Industry code	Product code	Index base	Unadjusted index ²				
				Apr. 2023	May 2023 ^P	June 2023 ^P	July 2023 ^P	Aug. 2023 ^P
Newspaper publishers.....	51311		12/22	99.671	99.677	99.683	99.685	99.687
Newspaper publishers.....	513110		12/22	99.671	99.677	99.683	99.685	99.687
Primary services.....		513110-P	12/22	99.671	99.677	99.683	99.685	99.687
Newspaper publishing.....		513110-1	12/22	99.671	99.677	99.683	99.685	99.687
Newspaper publishing from print publishers.....		513110-11	12/79	601.072	601.110	601.146	601.159	601.170
Newspaper advertising sales.....		513110-111	09/15	89.312	89.312	89.312	89.312	89.312
Newspaper advertising sales, print only.....		513110-1111	09/15	86.764	86.764	86.764	86.764	86.764
Newspaper advertising sales, digital only and print and digital bundled.....		513110-1112	09/15	104.357	104.357	104.357	104.357	104.357
Newspaper subscription and single copy sales.....		513110-112	09/15	179.804	179.821	179.837	179.843	179.847
Newspaper subscriptions, print only.....		513110-1121	09/15	178.175	178.175	178.175	178.175	178.175
Newspaper subscriptions, online only and print and online bundled.....		513110-1122	09/15	196.650	196.870	197.075	197.149	197.211
Periodical publishers.....	51312		12/22	105.467	105.679	106.754	108.243	108.243
Periodical publishers.....	513120		12/22	105.443	105.653	106.717	108.192	108.192
Primary services.....		513120-P	12/22	103.030	103.030	103.030	103.030	103.030
Periodical publishing.....		513120-1	12/22	103.030	103.030	103.030	103.030	103.030
Periodical publishing from print publishers.....		513120-11	12/79	462.561	462.561	462.561	462.561	462.561
Periodicals, advertising sales.....		513120-111	12/14	109.546	109.546	109.546	109.546	109.546
Periodicals, subscriptions and single copy sales.....		513120-112	12/14	104.178	104.178	104.178	104.178	104.178
Specialized business and professional periodicals, subscriptions and single copy sales.....		513120-1121	12/79	580.511	580.511	580.511	580.511	580.511
General and consumer periodicals, subscriptions and single copy sales.....		513120-1122	12/06	100.339	100.339	100.339	100.339	100.339
Book publishers.....	51313		12/22	103.874	104.345	104.645	104.458	103.714
Book publishers.....	513130		12/22	103.845	104.313	104.610	104.424	103.686
Primary services.....		513130-P	12/22	104.326	104.852	105.187	104.978	104.147
Book publishing from print publishers.....		513130-1	12/80	549.206	551.974	553.735	552.635	548.261
Print book publishing.....		513130-101	09/15	133.027	133.698	134.124	133.858	132.798
General adult and juvenile book publishing.....		513130-1011	06/09	108.963	110.705	112.294	112.879	110.669
General adult book publishing.....		513130-10111	06/09	110.201	112.625	115.158	115.592	115.402
Juvenile book publishing.....		513130-10112	06/09	100.922	101.884	102.445	103.140	99.079
Textbook publishing, including teachers' editions and workbooks.....		513130-1012	12/80	921.148	914.521	914.274	901.322	891.310
College textbook publishing.....		513130-10121	12/80	996.876	971.484	970.541	920.920	882.560
Elementary and high school textbook publishing.....		513130-10122	12/02	203.649	203.649	203.649	203.649	203.649
Technical, scientific, and professional book publishing.....		513130-1013	12/80	924.080	924.080	924.080	924.080	924.080
General reference book publishing.....		513130-1014	12/80	215.835	219.154	217.148	217.148	218.753
Religious book publishing.....		513130-1015	12/80	261.628	264.054	261.642	259.293	260.227
Directory and mailing list publishers.....	51314		12/22	105.237	104.809	105.426	106.521	106.019
Directory and mailing list publishers.....	513140		12/22	105.227	104.798	105.416	106.514	106.010
Primary services.....		513140-P	12/22	105.002	104.552	105.200	106.350	105.822
Directory and mailing list publishing.....		513140-1	12/22	105.002	104.552	105.200	106.350	105.822
Directory and mailing list publishing from print publishers.....		513140-11	12/03	132.108	127.794	131.242	132.218	128.966
Directory and mailing list publishing from print - ad sales incl. phone directory listings.....		513140-111	09/84	293.846	293.846	293.846	293.846	293.846
Directory and mailing list publishing from print - subscription, content, and licensing sales.....		513140-112	01/08	156.338	147.847	154.635	156.556	150.155
Directory and mailing list publishing from Internet publishers.....		513140-12	12/22	104.227	104.670	104.688	105.941	106.032
Other publishers.....	51319		12/22	101.120	101.271	101.830	101.882	101.510
Greeting card publishers.....	513191		12/22	99.964	100.106	100.125	100.213	100.068
Primary services.....		513191-P	12/22	99.884	100.033	100.000	100.096	99.965
Greeting card publishing.....		513191-1	12/22	99.884	100.033	100.000	100.096	99.965
Greeting card publishing from print publishers.....		513191-101	12/85	242.243	242.605	242.525	242.758	242.441
All other publishers.....	513199		12/22	104.748	104.927	107.188	107.127	106.042
Primary services.....		513199-P	12/22	103.713	103.925	106.617	106.545	105.253
All other publishing including yearbooks, art prints, patterns, and trading cards.....		513199-1	12/22	103.713	103.925	106.617	106.545	105.253
All other publishing including yearbooks, art prints, patterns, and trading cards, from print.....		513199-11	12/03	129.899	130.165	133.537	133.446	131.828
Other receipts.....		513199-SM	12/03	130.035	130.035	-	-	-
Software publishers.....	5132		12/03	93.812	95.555	95.942	96.002	97.416
Software publishers.....	51321		12/03	93.812	95.555	95.942	96.002	97.416
Software publishers.....	513210		12/97	88.673	90.331	90.697	90.753	92.092
Primary services.....		513210-P	12/97	92.649	93.325	93.740	93.804	95.068
Software publishing, except games.....		513210-5	06/06	101.038	102.063	102.479	102.600	104.074
System & application software publishing, excluding maintenance, tech support & games.....		513210-505	05/22	100.901	101.915	102.362	101.992	103.613
System software publishing.....		513210-50501	05/22	103.807	103.880	104.849	106.022	107.468
Application software publishing.....		513210-50502	12/97	106.512	108.812	108.638	106.278	108.270
Desktop and portable device application software publishing.....		513210-505021	06/06	100.588	103.698	104.449	102.711	101.967

See footnotes at end of table.

Table 11. Producer price indexes for net output of selected industries and their products, not seasonally adjusted — Continued
 [August 2023]

Title ¹	Industry code	Product code	Index base	Unadjusted index ²				
				Apr. 2023	May 2023 ^P	June 2023 ^P	July 2023 ^P	Aug. 2023 ^P
Software publishers - Continued								
Other application software publishing.....		513210-505022	06/06	120.264	122.166	121.294	118.267	122.457
Software maintenance, technical support, and other services related to software publishing.....		513210-506	12/97	169.077	170.958	171.137	179.348	179.392
Game software publishing.....		513210-7	12/13	86.156	83.464	84.267	83.744	83.804
Other receipts.....		513210-SM	12/97	56.050	64.552	64.552	64.549	—
Broadcasting, except Internet.....	516		12/03	124.806	127.054	123.727	120.351	113.712
Radio and television broadcasting.....	5161		06/01	102.406	101.925	101.154	97.898	98.072
Radio broadcasting.....	51611		12/03	95.772	99.899	97.441	93.468	95.839
Radio broadcasting stations.....	516110		06/88	172.999	180.456	176.014	168.835	173.120
Primary services.....		516110-P	06/88	173.471	181.092	176.553	169.219	173.597
Radio station services.....		516110-1	06/88	183.863	191.941	187.130	179.356	183.996
Radio station advertising sales.....		516110-101	06/88	175.509	184.772	179.255	170.340	175.662
Radio station advertising sales, local.....		516110-10101	12/95	132.234	139.130	133.643	128.009	132.971
Radio station advertising sales, national and regional.....		516110-10102	12/95	116.980	123.348	122.733	114.298	115.651
Other radio station services.....		516110-102	12/03	141.978	141.978	141.978	141.978	141.978
Other receipts.....		516110-SM	12/03	135.116	135.073	135.087	135.010	135.046
Television broadcasting.....	51612		12/03	97.148	95.272	95.072	92.228	91.713
Television broadcasting stations.....	516120		06/01	97.875	95.984	95.782	92.915	92.396
Primary services.....		516120-P	06/01	78.655	77.211	77.074	74.906	74.510
Television station advertising sales.....		516120-3	06/08	79.922	77.482	77.249	73.583	72.914
Other television station broadcasting services.....		516120-4	06/08	117.939	117.939	117.939	117.939	117.939
Other receipts.....		516120-SM	06/01	200.946	200.927	199.921	198.662	198.645
Cable and other subscription programming.....	5162		12/03	141.560	145.446	140.580	137.041	126.078
Cable and other subscription programming.....	51621		12/03	143.998	147.951	143.001	139.401	128.249
Media streaming dist svcs, social networks, and other media networks and content providers.....	516210		12/03	141.618	145.451	140.646	137.103	126.156
Primary services.....		516210-P	12/03	148.036	152.596	146.926	143.252	131.598
Cable networks.....		516210-1	12/03	143.668	146.683	139.286	137.357	117.436
Cable network advertising services.....		516210-11	06/93	176.022	179.854	169.590	166.913	139.272
Cable network programming services.....		516210-12	06/93	286.400	290.718	290.718	290.718	290.718
Radio network and national syndication services.....		516210-3	12/95	103.468	119.902	115.585	100.134	112.099
Telecommunications.....	517		12/03	108.382	108.319	108.458	108.377	108.794
Wired and wireless telecommunications carriers.....	5173		12/17	111.053	110.983	111.126	111.042	111.473
Wired and wireless telecommunications carriers.....	51731		12/17	111.053	110.983	111.126	111.042	111.473
Wired telecommunications carriers.....	517311		12/03	137.747	136.865	137.158	136.988	137.867
Primary products.....		517311-P	12/03	137.558	136.678	136.970	136.800	137.678
Local telephone service, except private lines.....		517311-1	12/03	151.821	152.423	152.240	152.220	152.578
Residence local telephone service.....		517311-111	12/03	166.771	167.975	167.970	167.962	168.871
Business and other local telephone service.....		517311-112	12/03	133.457	133.083	132.596	132.554	132.012
Public switched toll service.....		517311-2	12/03	135.071	136.255	135.139	136.927	136.337
Residence switched toll service.....		517311-21	12/03	201.862	207.269	207.849	207.248	207.998
Business switched toll and other toll service.....		517311-22	12/03	66.740	66.227	64.997	66.868	66.084
Private line telephone service.....		517311-3	12/03	97.955	98.622	98.644	99.278	101.237
All-distance telephone service.....		517311-4	12/11	139.941	139.207	140.592	143.018	143.253
Residential all-distance telephone service.....		517311-401	12/11	142.709	143.659	148.643	150.784	151.073
Business all-distance telephone service.....		517311-402	12/11	137.531	135.350	133.640	136.312	136.501
Video programming distribution.....		517311-5	12/03	184.664	184.635	186.431	185.655	186.146
Video programming subscriber services.....		517311-501	06/93	265.147	265.103	267.856	266.665	267.418
Advertising services.....		517311-502	06/93	115.499	115.499	115.499	115.499	115.499
Internet access services.....		517311-6	06/04	60.956	60.467	60.859	60.708	60.298
Residential Internet access services.....		517311-601	12/11	89.480	89.269	89.793	89.583	89.508
Business Internet access services.....		517311-602	12/11	101.248	99.035	99.825	99.542	97.403
Bundled access services.....		517311-7	12/11	130.945	128.923	128.900	128.464	130.420
Other wired telecommunications services.....		517311-9	12/03	105.075	105.075	105.075	105.075	105.075
Wireless telecommunications carriers.....	517312		06/99	43.972	44.326	44.328	44.326	44.331
Primary services.....		517312-P	06/99	43.459	43.809	43.811	43.810	43.814
Wireless telecommunications services.....		517312-1	06/99	43.459	43.809	43.811	43.810	43.814
Data processing and related services.....	5182		12/03	114.049	114.139	114.377	114.659	114.775
Data processing and related services.....	51821		12/03	114.049	114.139	114.377	114.659	114.775
Data processing, hosting and related services.....	518210		12/00	117.726	117.818	118.064	118.355	118.474
Primary services.....		518210-P	12/00	111.228	111.333	111.611	111.941	112.076
Business process management services.....		518210-1	12/00	104.652	104.652	104.652	104.652	104.652

See footnotes at end of table.

Table 11. Producer price indexes for net output of selected industries and their products, not seasonally adjusted — Continued
 [August 2023]

Title ¹	Industry code	Product code	Index base	Unadjusted index ²				
				Apr. 2023	May 2023 ^P	June 2023 ^P	July 2023 ^P	Aug. 2023 ^P
Data processing, hosting and related services - Continued								
Data management, information transformation, and related services.....		518210-4	12/00	105.582	105.582	105.582	105.641	105.641
Hosting, ASP, and other IT infrastructure provisioning services.....		518210-5	12/06	112.452	112.640	113.140	113.712	113.954
Other receipts.....		518210-SM	12/00	138.116	138.116	138.116	138.116	138.116
Depository credit intermediation.....	5221		12/03	135.804	135.101	136.751	134.790	137.450
Commercial banking.....	52211		12/03	139.392	138.540	140.235	138.178	141.033
Commercial banking.....	522110		12/03	139.392	138.540	140.235	138.178	141.033
Primary services.....		522110-P	12/03	139.392	138.540	140.235	138.178	141.033
Loan services.....		522110-1	12/03	226.657	224.406	223.468	219.035	227.340
Residential real estate loans, except home equity.....		522110-101	12/03	87.588	85.007	81.901	81.179	82.141
Nonresidential real estate loans.....		522110-102	12/03	541.550	530.725	534.270	522.198	541.811
Home equity loans.....		522110-103	12/03	249.749	251.765	250.796	246.659	267.568
Commercial, industrial, and agricultural loans, except real estate.....		522110-105	12/03	228.366	231.417	229.557	226.125	234.275
New and used auto and truck loans.....		522110-106	12/03	85.304	82.937	78.059	73.593	81.562
Credit cards, overdraft credit, and related plans.....		522110-107	12/03	192.248	189.563	193.093	189.991	194.503
Other loan services.....		522110-108	12/03	116.449	112.838	113.859	109.682	112.157
Deposit services.....		522110-2	12/03	64.689	64.732	68.495	68.201	66.642
Demand deposits.....		522110-201	12/11	95.260	96.392	104.284	105.164	105.717
Time and other deposits.....		522110-202	12/11	141.559	140.253	145.413	143.051	135.912
Trust services.....		522110-3	12/03	98.012	100.555	100.558	100.531	105.796
Other banking services.....		522110-4	12/03	102.080	102.080	102.080	102.080	102.080
Savings institutions.....	52218		12/03	102.409	103.922	105.161	104.372	104.419
Savings institutions and other depository credit intermediation.....	522180		12/03	102.410	103.923	105.162	104.373	104.419
Primary services.....		522180-P	12/03	102.575	104.090	105.331	104.541	104.587
Loan services.....		522180-1	12/03	115.430	117.686	119.230	119.574	120.334
Residential real estate loans, except home equity.....		522180-101	12/03	84.910	86.831	85.951	88.785	87.036
Nonresidential real estate loans.....		522180-102	12/03	194.092	197.689	203.446	200.248	201.319
Home equity loans.....		522180-103	12/03	328.297	328.232	329.640	333.378	329.500
Commercial, industrial, and agricultural loans, except real estate.....		522180-105	12/03	273.348	288.038	288.432	288.833	297.155
New and used auto and truck loans.....		522180-106	12/03	97.063	101.283	103.458	103.229	108.067
Credit cards, overdraft credit, and related plans.....		522180-109	12/11	134.199	137.351	142.231	140.664	146.217
Other loan services.....		522180-111	12/03	100.723	95.941	97.108	98.605	94.520
Deposit services.....		522180-2	12/03	94.170	94.583	95.517	92.315	90.973
Demand deposits.....		522180-201	12/11	115.009	116.234	120.906	120.806	117.721
Time and other deposits.....		522180-202	12/11	120.598	120.895	120.951	115.624	114.372
Trusts and other banking services.....		522180-3	12/03	195.693	195.693	195.693	195.693	195.693
Security, commodity contracts and like activity.....	523		12/03	250.125	251.225	250.787	260.664	264.646
Securities and commodity contracts intermediation and brokerage.....	5231		06/00	204.318	212.253	211.516	212.818	218.756
Investment banking and securities intermediation.....	52315		12/22	107.903	112.094	111.704	112.392	115.528
Investment banking and securities intermediation.....	523150		12/22	107.903	112.094	111.704	112.392	115.528
Primary services.....		523150-P	12/22	107.903	112.094	111.704	112.392	115.528
Securities brokerage.....		523150-1	12/03	126.876	130.952	130.062	131.820	135.439
Brokerage services.....		523150-101	06/00	54.172	56.478	55.130	55.490	55.490
Brokerage services, equities and ETFs.....		523150-1011	06/00	44.480	49.665	46.797	47.585	47.585
Brokerage services, all other securities.....		523150-1012	06/00	74.733	74.583	74.505	74.505	74.505
Other securities related services including margin lending and mutual fund sales.....		523150-102	06/00	188.416	193.593	193.774	196.991	204.767
Investment banking and securities dealing.....		523150-2	12/03	431.211	449.995	449.476	449.950	462.647
Dealer transactions.....		523150-201	06/00	105.422	110.051	109.711	109.606	108.125
Dealer transactions, equity securities.....		523150-2011	06/05	102.974	118.937	118.906	120.293	122.050
Dealer transactions, debt securities and all other trading.....		523150-2012	06/00	142.121	132.331	131.449	129.223	122.735
Investment banking services.....		523150-202	06/00	257.559	261.260	260.164	259.983	264.995
Other securities dealing services.....		523150-203	12/03	2,328.071	2,472.555	2,476.952	2,484.938	2,625.404
Portfolio management and investment advice.....	52394		12/22	103.358	100.777	100.760	107.760	108.247
Portfolio management and investment advice.....	523940		12/22	103.358	100.777	100.760	107.760	108.247
Primary services.....		523940-P	12/22	103.358	100.777	100.760	107.760	108.247
Portfolio management.....		523940-1	06/02	306.928	297.583	296.541	318.061	319.533
Mutual fund and exchange traded fund management.....		523940-11	06/02	364.556	332.881	331.794	345.022	347.773
Management of equity funds.....		523940-1101	01/17	176.726	152.676	152.121	161.946	164.001
Management of bond funds.....		523940-1102	01/17	102.676	103.059	102.368	102.287	102.312
Management of other funds.....		523940-1103	01/17	103.845	104.024	104.143	104.449	104.450
Private portfolio management.....		523940-12	06/02	276.667	277.364	276.359	301.224	302.106
Management of equity private portfolios.....		523940-1201	01/17	139.039	139.698	138.869	157.837	158.530
Management of bond private portfolios.....		523940-1202	01/17	102.677	102.720	102.616	104.083	104.115
Management of other private portfolios.....		523940-1203	01/17	126.334	126.146	126.174	130.091	130.202

See footnotes at end of table.

Table 11. Producer price indexes for net output of selected industries and their products, not seasonally adjusted — Continued
 [August 2023]

Title ¹	Industry code	Product code	Index base	Unadjusted index ²				
				Apr. 2023	May 2023 ^P	June 2023 ^P	July 2023 ^P	Aug. 2023 ^P
Portfolio management and investment advice - Continued								
Investment advice.....		523940-2	06/02	230.230	231.907	236.250	248.601	249.582
Investment advisory services.....		523940-21	06/02	230.230	231.907	236.250	248.601	249.582
Insurance carriers and related activities.....	524		12/03	150.399	150.517	151.496	151.447	151.823
Insurance carriers.....	5241		12/03	151.099	151.216	152.229	152.200	152.588
Direct life/health/medical insurance carriers.....	52411		12/03	155.489	155.286	155.305	155.202	155.650
Direct life insurance carriers.....	524113		12/98	118.388	117.890	117.882	117.630	117.630
Primary services.....		524113-P	12/98	118.174	117.676	117.668	117.417	117.416
Life insurance policies.....		524113-1	12/98	112.904	112.307	112.306	111.945	111.945
Individual life insurance policies.....		524113-101	12/98	120.814	120.014	120.012	119.519	119.518
Term life insurance policies.....		524113-10101	12/98	106.492	106.492	106.491	106.491	106.491
Whole life insurance policies.....		524113-10102	12/98	130.225	130.225	130.220	130.220	130.220
Universal life insurance policies.....		524113-10103	12/98	118.616	115.021	115.023	112.663	112.661
Variable-universal and other individual life insurance policies.....		524113-10105	12/17	103.102	103.102	103.102	103.206	103.206
Group life insurance policies.....		524113-102	12/98	93.457	93.457	93.457	93.491	93.491
Annuities.....		524113-2	12/98	150.702	150.720	150.617	151.370	151.362
Variable deferred annuities.....		524113-201	12/98	187.099	187.092	187.092	187.235	187.235
Fixed-rate deferred annuities.....		524113-202	12/98	115.989	115.984	115.984	117.569	117.552
Immediate annuities.....		524113-203	12/98	127.577	127.817	126.757	126.853	126.853
Disability insurance policies.....		524113-3	06/06	102.695	102.695	102.695	102.695	102.695
Direct health and medical insurance carriers.....	524114		12/02	199.731	199.708	199.747	199.735	200.544
Primary services.....		524114-P	12/02	202.942	202.918	202.959	202.947	203.769
Medical service plans.....		524114-1	12/02	212.155	212.130	212.172	212.160	213.021
Comprehensive medical service plans.....		524114-101	12/02	221.237	221.163	221.232	221.225	223.169
Group managed care medical service plans.....		524114-10101	12/02	219.661	219.505	219.651	219.636	219.642
Group fee-for-service medical service plans.....		524114-10102	12/02	192.717	192.717	192.717	192.717	206.710
Individual comprehensive medical service plans.....		524114-10103	12/02	336.466	336.466	336.466	336.466	336.589
Non-comprehensive medical service plans.....		524114-103	06/07	129.620	129.628	129.641	129.630	129.631
Dental service plans.....		524114-10301	12/02	136.776	136.861	137.005	137.270	137.278
Supplemental Medicare service plans.....		524114-10302	12/02	166.253	166.253	166.253	166.284	166.284
Other medical service plans.....		524114-10303	12/02	169.239	169.239	169.239	169.138	169.138
Indemnity health insurance plans.....		524114-2	12/02	114.170	114.170	114.170	114.170	114.191
Other direct insurance carriers.....	52412		12/98	167.221	168.139	171.709	171.857	172.186
Direct property and casualty insurers.....	524126		06/98	167.344	168.263	171.835	171.983	172.313
Primary services.....		524126-P	06/98	167.486	168.406	171.981	172.129	172.459
Private passenger auto insurance.....		524126-1	06/98	203.964	205.313	213.895	214.083	214.127
Homeowner's insurance.....		524126-2	06/98	225.200	226.423	228.430	229.019	229.179
Commercial auto insurance.....		524126-3	06/98	127.122	127.700	129.069	129.522	129.522
Non-auto liability insurance.....		524126-4	06/98	125.385	127.091	126.952	127.486	129.958
Medical malpractice insurance.....		524126-402	06/98	113.949	115.022	115.022	115.022	115.022
Product and other non-auto liability insurance.....		524126-403	06/98	127.804	129.627	129.464	130.094	133.012
Commercial multiple peril insurance.....		524126-5	06/98	152.126	152.126	152.111	151.774	151.808
Worker's compensation insurance.....		524126-6	06/98	90.697	90.697	90.517	90.486	90.486
Other property and casualty insurance.....		524126-7	12/03	121.211	121.310	121.310	120.851	120.851
Insurance agencies and brokerages.....	52421		12/03	114.110	114.133	114.133	113.538	113.538
Insurance agencies and brokerages.....	524210		12/02	118.148	118.172	118.172	117.556	117.556
Primary services.....		524210-P	12/02	118.942	118.967	118.967	118.318	118.318
Sale of property and casualty insurance.....		524210-1	12/02	120.384	120.401	120.401	119.383	119.383
Sale of personal property and casualty insurance.....		524210-101	06/09	117.227	117.260	117.260	117.323	117.323
Sale of private passenger auto insurance.....		524210-10101	12/02	121.495	121.523	121.523	121.620	121.620
Sale of homeowner's insurance.....		524210-10102	12/02	125.253	125.302	125.302	125.302	125.302
Sale of other personal property and casualty insurance.....		524210-10103	06/09	102.675	102.708	102.708	102.708	102.708
Sale of commercial property and casualty insurance.....		524210-102	12/02	120.906	120.906	120.906	118.758	118.758
Sale of life insurance and annuities.....		524210-2	12/02	106.996	106.996	106.996	106.996	106.996
Sale of health and medical insurance.....		524210-3	12/02	133.396	133.502	133.502	133.502	133.502
Sale of other insurance.....		524210-4	12/02	103.209	103.209	103.209	103.281	103.281
Lessors of nonresidential buildings (except miniwarehouses).....	53112		12/03	135.902	135.904	138.031	136.570	141.222
Lessors of nonresidential buildings.....	531120		12/95	158.995	158.997	161.485	159.777	165.219
Primary services.....		531120-P	12/95	154.502	154.504	156.922	155.262	160.550
Leasing of shopping centers and retail stores.....		531120-1	12/95	139.629	138.415	141.984	137.517	142.526
Leasing of professional and office buildings.....		531120-2	12/95	174.961	174.782	172.102	173.294	178.238
Leasing of manufacturing and industrial buildings.....		531120-3	12/95	141.128	141.025	139.971	140.356	140.663
Leasing of other nonresidential buildings and facilities.....		531120-7	12/02	134.742	139.019	153.317	151.602	161.656
Lessors of miniwarehouse and self storage units.....	53113		12/03	195.450	195.292	197.229	197.801	199.094

See footnotes at end of table.

Table 11. Producer price indexes for net output of selected industries and their products, not seasonally adjusted — Continued
 [August 2023]

Title ¹	Industry code	Product code	Index base	Unadjusted index ²				
				Apr. 2023	May 2023 ^P	June 2023 ^P	July 2023 ^P	Aug. 2023 ^P
Miniwarehouse and self-storage unit operators.....	531130		12/03	195.439	195.280	197.217	197.789	199.083
Primary services.....		531130-P	06/93	297.042	296.795	299.822	300.691	302.658
Miniwarehouse and self-storage unit operation.....		531130-1	06/93	297.042	296.795	299.822	300.691	302.658
Offices of real estate agents and brokers.....	5312		12/03	184.044	185.827	188.142	189.465	192.273
Offices of real estate agents and brokers.....	53121		12/03	184.044	185.827	188.142	189.465	192.273
Offices of real estate agents and brokers.....	531210		12/03	183.925	185.707	188.020	189.342	192.149
Primary services.....		531210-P	12/03	183.947	185.729	188.043	189.366	192.172
Real estate brokerage, residential property sales and leases.....		531210-1	12/95	254.788	258.037	261.812	264.427	269.043
Real estate brokerage, nonresidential property sales and leases including land sales and leases.....		531210-6	12/06	142.707	142.247	142.693	141.872	142.331
Real estate brokerage, nonresidential property sales including land sales.....		531210-601	12/09	159.720	158.937	159.515	158.141	158.998
Real estate brokerage, nonresidential property leases including land leases.....		531210-602	12/09	130.129	130.155	130.433	130.440	130.288
Real estate property managers.....	53131		12/03	127.835	128.398	128.389	130.378	130.739
Residential property managers.....	531311		12/03	138.904	139.929	139.676	140.853	141.005
Primary services.....		531311-P	12/03	140.949	141.990	141.732	142.927	143.082
Residential property management services.....		531311-1	12/95	147.233	148.320	148.051	149.299	149.461
Nonresidential property managers.....	531312		12/03	109.721	109.657	109.973	112.981	113.606
Primary services.....		531312-P	12/03	109.721	109.657	109.973	112.981	113.606
Nonresidential property management services.....		531312-1	12/95	121.824	121.753	122.104	125.443	126.137
Offices of real estate appraisers.....	531320		12/03	114.448	112.984	112.771	112.771	112.727
Primary services.....		531320-P	12/03	116.234	114.748	114.531	114.531	114.486
Real estate appraisal services.....		531320-1	12/95	124.235	122.646	122.414	122.414	122.367
Automotive equipment rental and leasing.....	5321		06/01	152.270	150.477	154.746	158.634	157.895
Passenger car rental and leasing.....	53211		12/03	137.156	135.517	140.025	145.694	144.920
Passenger car rental.....	532111		12/91	201.313	198.908	205.525	213.845	212.709
Primary services.....		532111-P	12/91	200.283	197.890	204.473	212.751	211.621
Standard passenger car rental.....		532111-2	12/91	188.631	185.527	193.725	204.371	202.790
Passenger car rental for business travel.....		532111-211	12/98	93.965	99.731	103.306	99.502	100.127
Passenger car rental for leisure travel.....		532111-221	12/98	190.574	182.407	191.039	208.061	205.492
Replacement passenger car rental.....		532111-3	12/91	270.845	271.196	271.669	270.839	271.490
Truck, utility trailer and RV rental and leasing.....	53212		12/03	141.357	139.741	142.380	141.664	141.194
Truck, utility trailer, and RV rental and leasing.....	532120		06/91	162.259	160.405	163.431	162.612	162.073
Primary services.....		532120-P	06/91	158.880	156.636	160.226	158.919	158.314
Rental of trucks, truck trailers, RVs.....		532120-1	06/91	169.479	163.258	169.620	166.891	165.161
Leasing of trucks, truck trailers, and RVs.....		532120-4	06/91	144.452	144.545	146.397	145.953	146.008
Other receipts.....		532120-SM	06/91	177.703	179.601	177.178	180.902	181.011
Other heavy machinery rental and leasing.....	532412		12/03	138.368	138.641	138.390	138.573	138.462
Primary services.....		532412-P	12/03	120.830	121.121	120.854	121.049	120.908
Construction equipment rental and leasing.....		532412-1	12/03	130.899	131.345	130.935	131.234	131.018
Oilfield and well drilling equipment rental and leasing.....		532412-2	12/03	99.554	99.554	99.554	99.554	99.554
Other receipts.....		532412-SM	12/03	211.915	211.915	211.915	211.915	212.093
Legal services.....	5411		12/96	270.823	270.408	270.421	271.917	271.576
Offices of lawyers.....	54111		12/96	270.823	270.408	270.421	271.917	271.576
Offices of lawyers.....	541110		12/96	270.823	270.408	270.421	271.917	271.576
Primary services.....		541110-P	12/96	269.993	269.579	269.593	271.084	270.744
Labor and employment legal services.....		541110-A	12/14	124.567	126.054	125.155	127.058	128.188
Other legal services.....		541110-C	12/14	121.054	121.054	121.054	121.054	121.054
Real estate legal services.....		541110-2	12/96	261.440	263.769	260.048	260.656	261.435
Civil negligence legal services.....		541110-3	12/96	207.860	207.499	207.310	207.121	207.532
Defendant representation.....		541110-301	12/96	263.824	262.462	261.454	261.042	261.397
Plaintiff representation.....		541110-302	12/96	144.265	144.702	145.153	145.153	145.564
Wills, estate planning, and probate.....		541110-6	12/96	245.708	245.708	245.708	245.708	245.708
Business and commercial legal services.....		541110-9	12/14	155.352	154.401	155.063	156.577	155.797
Tax legal services.....		541110-901	12/14	177.084	177.137	177.217	177.044	177.044
Intellectual property legal services.....		541110-902	12/14	148.615	147.333	148.783	152.818	149.795
Bankruptcy and other business and commercial legal services.....		541110-903	12/14	155.394	154.459	154.982	156.042	155.705
Offices of certified public accountants.....	541211		12/03	139.308	139.693	138.940	141.358	142.174
Primary services.....		541211-P	12/03	141.835	142.413	142.472	145.338	146.242
Other accounting services.....		541211-A	12/08	108.703	112.630	114.226	115.000	115.664
Financial auditing.....		541211-4	06/95	176.323	175.827	174.971	182.154	183.785
Tax preparation and planning.....		541211-5	06/95	186.769	186.845	186.997	187.524	188.156
Bookkeeping and compilation.....		541211-9	12/08	139.181	139.198	139.469	140.898	141.541
Other accounting services.....	541219		12/03	151.676	150.184	150.102	151.223	151.223

See footnotes at end of table.

Table 11. Producer price indexes for net output of selected industries and their products, not seasonally adjusted — Continued
 [August 2023]

Title ¹	Industry code	Product code	Index base	Unadjusted index ²				
				Apr. 2023	May 2023 ^P	June 2023 ^P	July 2023 ^P	Aug. 2023 ^P
Other accounting services - Continued								
Primary services.....		541219-P	12/03	151.831	150.337	150.255	151.377	151.377
Other accounting services (non-CPA firms).....		541219-1	12/03	151.831	150.337	150.255	151.377	151.377
Architectural, engineering and related services.....	5413		12/96	188.592	188.757	188.961	189.181	189.137
Architectural services.....	54131		12/03	125.593	125.661	125.682	125.946	125.847
Architectural services.....	541310		12/96	151.654	151.736	151.762	152.080	151.961
Primary services.....		541310-P	12/96	155.000	155.093	155.122	155.485	155.349
Residential building projects.....		541310-1	12/96	175.741	175.741	175.741	175.741	175.741
Nonresidential building projects.....		541310-7	12/10	112.881	112.974	113.002	113.190	113.054
Commercial and industrial building projects.....		541310-71	09/19	103.960	104.054	104.105	104.156	104.207
Institutional building projects.....		541310-72	09/19	107.489	107.583	107.596	107.892	107.612
Other architectural services, incl. historic restoration & architectural consulting services.....		541310-8	12/10	142.963	142.963	142.963	146.292	146.292
Engineering services.....	54133		12/03	155.196	155.340	155.529	155.688	155.666
Engineering services.....	541330		12/96	195.925	196.106	196.344	196.545	196.517
Primary services.....		541330-P	12/96	197.879	198.008	198.169	198.389	198.380
Building related engineering projects.....		541330-1	12/96	175.970	176.019	176.077	176.407	176.403
Residential building engineering projects.....		541330-101	12/09	108.526	108.526	108.526	108.526	108.526
Commercial, public, and institutional building engineering projects.....		541330-102	12/09	133.418	133.536	133.680	133.683	133.674
Industrial and manufacturing plant and process engineering projects.....		541330-103	12/09	123.646	123.646	123.646	124.041	124.041
Non-building related engineering projects.....		541330-2	12/96	211.505	211.694	211.930	212.064	212.051
Transportation engineering projects.....		541330-201	12/09	134.263	134.700	135.243	135.284	135.252
Highway and roadway engineering projects.....		541330-20101	12/09	129.275	129.699	130.210	130.163	130.133
Other transportation engineering projects, including mass transit engineering projects.....		541330-20102	12/09	141.427	141.883	142.472	142.666	142.631
Municipal utility and power generation and distribution engineering projects.....		541330-202	12/09	143.814	143.814	143.814	144.158	144.158
All other non-building related engineering projects.....		541330-203	12/09	154.004	154.004	154.004	154.013	154.013
Other receipts.....		541330-SM	12/96	178.381	179.038	179.997	180.010	179.815
Management and technical consulting services.....	5416		06/06	129.026	128.929	132.020	131.071	131.199
Management consulting services.....	54161		06/06	129.027	128.929	132.021	131.071	131.200
Management consulting services.....	541610		06/06	129.648	129.031	132.623	131.300	131.455
Primary services.....		541610-P	06/06	130.320	129.245	133.281	131.628	131.806
Administrative and general management consulting services.....		541610-1	06/06	149.919	147.517	155.041	151.670	151.693
Marketing consulting services.....		541610-3	06/06	67.407	67.419	67.427	67.427	67.427
Process, physical distribution and logistics consulting services.....		541610-4	06/06	115.430	117.144	116.702	118.108	119.907
Human resources consulting services.....		541610-5	06/06	115.060	115.614	116.496	116.686	116.704
Advertising agencies.....	54181		12/03	123.961	124.309	124.219	124.219	124.210
Advertising agencies.....	541810		06/95	150.269	150.690	150.581	150.581	150.570
Primary services.....		541810-P	06/95	153.255	153.717	153.598	153.598	153.586
Advertising agency services.....		541810-4	09/21	109.357	109.687	109.602	109.602	109.593
Advertising creative services billed separately.....		541810-401	06/95	142.515	142.515	142.072	142.072	142.072
Advertising placement services, including bundled placement and creative services.....		541810-402	06/95	163.255	164.006	164.005	164.005	163.986
Other advertising services billed separately.....		541810-403	12/08	102.598	102.598	102.598	102.598	102.598
Other receipts.....		541810-SM	06/95	130.015	-	-	-	-
Employment services.....	5613		12/96	160.653	160.529	160.175	160.277	160.104
Employee leasing services.....	56133		12/03	130.804	130.804	130.804	130.804	130.804
Professional employer organizations.....	561330		12/03	130.804	130.804	130.804	130.804	130.804
Primary services.....		561330-P	06/94	169.183	169.183	169.183	169.183	169.183
Co-employment staffing.....		561330-1	06/94	169.183	169.183	169.183	169.183	169.183
Staffing services (except PEOs).....	56138		12/10	137.123	136.938	136.406	136.560	136.300
Staffing services (except PEOs).....	561380		12/10	137.112	136.927	136.395	136.549	136.289
Primary services.....		561380-P	12/10	137.934	137.746	137.205	137.361	137.096
Temporary help services.....		561380-1	06/94	180.805	180.694	179.927	180.080	179.461
Temporary help services, office and clerical.....		561380-101	06/94	187.498	188.736	189.092	189.105	190.118
Temporary help services, light and heavy industrial.....		561380-102	06/94	184.021	184.110	184.160	184.831	184.907
Temporary help services, technical and professional.....		561380-103	06/94	101.997	101.976	101.177	101.203	100.485
Temporary help services, medical.....		561380-104	06/94	213.489	212.376	208.324	206.611	202.600
Temporary help services, other.....		561380-105	06/94	184.527	183.253	183.618	184.485	184.950
Employment placement services.....		561380-2	12/03	143.528	142.095	141.364	141.953	141.841
Executive search services.....		561380-3	12/06	104.266	103.779	104.907	105.268	110.433
Travel agencies.....	56151		12/03	103.631	103.738	104.081	104.631	106.416
Travel agencies.....	561510		12/89	116.105	116.226	116.610	117.227	119.230

See footnotes at end of table.

Table 11. Producer price indexes for net output of selected industries and their products, not seasonally adjusted — Continued
 [August 2023]

Title ¹	Industry code	Product code	Index base	Unadjusted index ²				
				Apr. 2023	May 2023 ^P	June 2023 ^P	July 2023 ^P	Aug. 2023 ^P
Travel agencies - Continued								
Primary services.....		561510-P	12/89	114.572	114.751	115.320	116.235	119.202
Flight bookings.....		561510-1	12/89	92.157	92.120	91.454	93.170	93.408
Domestic flight bookings.....		561510-111	12/89	83.346	83.511	83.394	84.432	84.432
International flight bookings.....		561510-112	12/89	72.739	72.587	71.760	73.434	73.756
Other travel agency services, except flight bookings.....		561510-2	12/89	166.737	167.207	169.333	169.532	176.331
Hotel and car rental bookings.....		561510-211	12/89	181.939	179.680	177.824	175.106	175.804
Hotel bookings.....		561510-2111	12/11	107.744	106.407	105.310	103.687	104.102
Car rental bookings.....		561510-2112	12/11	107.641	106.106	104.379	105.881	105.924
Cruise and tour bookings.....		561510-222	06/02	102.528	104.513	109.723	111.355	112.175
Cruise bookings.....		561510-2221	12/11	103.382	105.027	111.748	114.848	116.929
Packaged tour bookings.....		561510-2222	12/11	92.670	95.806	94.987	90.986	87.003
All other travel agency services.....		561510-233	06/02	126.121	126.121	126.121	126.121	136.336
Security guards and patrol services.....	561612		12/04	154.005	157.195	157.291	157.562	162.529
Primary services.....		561612-P	12/04	153.818	157.005	157.100	157.372	162.332
Security guard services.....		561612-1	12/04	153.818	157.005	157.100	157.372	162.332
Janitorial services.....	56172		12/03	137.877	137.648	137.657	137.576	137.602
Janitorial services.....	561720		12/94	163.099	162.828	162.839	162.743	162.773
Primary services.....		561720-P	12/94	164.197	163.913	163.924	163.824	163.855
Janitorial cleaning services.....		561720-5	12/94	164.197	163.913	163.924	163.824	163.855
Nonresidential cleaning services.....		561720-51	06/03	136.311	136.055	136.065	135.974	136.003
Residential cleaning services.....		561720-52	06/03	166.937	166.937	166.937	166.937	166.937
Waste collection.....	5621		12/03	183.002	182.836	182.290	182.329	183.006
Waste collection.....	56211		12/03	183.002	182.836	182.291	182.330	183.007
Solid waste collection.....	562111		12/03	183.017	182.853	182.308	182.349	183.025
Primary services.....		562111-P	06/93	253.615	253.019	252.125	251.906	252.977
Solid waste collection services.....		562111-2	06/93	253.615	253.019	252.125	251.906	252.977
Offices of physicians.....	6211		12/96	143.757	143.839	143.882	143.919	143.939
Offices of physicians.....	62111		12/96	143.757	143.839	143.882	143.919	143.939
Offices of physicians, except mental health.....	621111		12/93	154.923	155.011	155.058	155.097	155.119
Primary services.....		621111-P	12/93	155.583	155.674	155.722	155.763	155.785
One and two physician practices and single specialty group practices.....		621111-4	12/93	149.104	149.111	149.111	149.139	149.138
General/family practice.....		621111-411	12/93	165.301	165.301	165.301	165.555	165.555
Internal medicine.....		621111-412	12/99	131.614	131.614	131.614	131.614	131.614
General surgery and other surgical specialties.....		621111-413	12/99	116.904	116.942	116.942	116.909	116.909
Pediatrics.....		621111-414	12/93	248.688	248.688	248.688	248.688	248.688
Obstetrics/gynecology.....		621111-415	12/93	149.239	149.239	149.239	149.239	149.229
Other specialty.....		621111-419	12/99	128.313	128.312	128.312	128.312	128.312
Multispecialty group practice.....		621111-5	12/93	182.935	183.249	183.428	183.506	183.590
Offices of dentists.....	6212		06/10	130.872	130.872	130.876	130.876	131.852
Offices of dentists.....	62121		06/10	130.872	130.872	130.876	130.876	131.852
Offices of dentists.....	621210		06/10	130.874	130.874	130.879	130.879	131.855
Primary services.....		621210-P	06/10	131.061	131.061	131.066	131.066	132.051
Dental visits and consultations.....		621210-1	06/10	142.024	142.024	142.032	142.032	143.953
Private insurance patients: dental visits and consultations.....		621210-11	06/14	131.135	131.135	131.135	131.135	132.705
Medicare, Medicaid and all other patients: dental visits and consultations.....		621210-12	06/14	128.685	128.685	128.702	128.702	130.733
Dental surgical intervention services.....		621210-2	06/10	117.588	117.588	117.588	117.588	117.588
Private insurance patients: dental surgical intervention services.....		621210-21	06/14	114.204	114.204	114.204	114.204	114.204
Medicare, Medicaid and all other patients: dental surgical intervention services.....		621210-22	06/14	112.477	112.477	112.477	112.477	112.477
Dental non-surgical intervention services.....		621210-3	06/10	128.296	128.296	128.299	128.299	128.978
Private insurance patients: dental non-surgical intervention services.....		621210-31	06/14	113.276	113.276	113.276	113.276	113.741
Medicare, Medicaid and all other patients: dental non-surgical intervention services.....		621210-32	06/14	128.790	128.790	128.798	128.798	129.665
Medical and diagnostic laboratories.....	6215		12/03	103.708	103.770	103.742	103.720	103.720
Medical and diagnostic laboratories.....	62151		12/03	103.708	103.770	103.742	103.720	103.720
Medical laboratories.....	621511		12/03	100.798	100.891	100.849	100.816	100.816
Primary services.....		621511-P	06/94	119.916	120.026	119.977	119.937	119.937
Medical laboratory services.....		621511-2	06/94	119.916	120.026	119.977	119.937	119.937
Medicare patients.....		621511-23	06/14	79.423	79.423	79.423	79.423	79.423
Medicaid patients.....		621511-24	06/14	95.625	95.625	95.625	95.625	95.625
Private insurance patients.....		621511-25	06/14	98.213	98.184	98.112	98.055	98.055
All other patients.....		621511-26	06/14	102.620	103.254	103.254	103.254	103.254
Diagnostic imaging centers.....	621512		12/03	107.728	107.728	107.728	107.728	107.728

See footnotes at end of table.

Table 11. Producer price indexes for net output of selected industries and their products, not seasonally adjusted — Continued
 [August 2023]

Title ¹	Industry code	Product code	Index base	Unadjusted index ²				
				Apr. 2023	May 2023 ^P	June 2023 ^P	July 2023 ^P	Aug. 2023 ^P
Diagnostic imaging centers - Continued								
Primary services.....		621512-P	06/94	113.038	113.038	113.038	113.038	113.038
Diagnostic imaging services.....		621512-4	06/94	113.038	113.038	113.038	113.038	113.038
Medicare and Medicaid patients.....		621512-41	06/14	91.903	91.903	91.903	91.903	91.903
Private insurance and all other patients.....		621512-42	06/14	104.575	104.575	104.575	104.575	104.575
Home health care services.....	6216		12/96	160.715	160.715	160.917	161.319	161.637
Home health care services.....	62161		12/96	160.715	160.715	160.917	161.319	161.637
Home health care services.....	621610		12/96	160.783	160.783	160.985	161.385	161.703
Primary services.....		621610-P	12/96	154.909	154.909	155.117	155.397	155.694
Medicare and Medicaid patients.....		621610-3	12/03	130.530	130.530	130.530	130.863	131.216
Medicare patients.....		621610-31	12/96	138.359	138.359	138.359	138.359	138.359
Medicaid patients.....		621610-32	12/03	143.338	143.338	143.338	143.980	144.661
Private insurance and all other patients.....		621610-4	12/03	153.280	153.280	153.986	153.987	153.987
Private insurance patients.....		621610-41	06/14	109.336	109.336	109.336	109.336	109.336
All other patients.....		621610-42	06/14	153.186	153.186	153.972	153.973	153.973
Other receipts.....		621610-SM	12/96	294.995	294.995	294.995	298.669	299.545
All other ambulatory health care services.....	62199		06/06	129.429	132.174	132.230	132.975	133.096
Blood and organ banks.....	621991		06/06	129.424	132.169	132.225	132.969	133.090
Primary services.....		621991-P	06/06	127.949	130.721	130.777	131.518	131.561
Human blood services.....		621991-1	06/06	115.840	117.283	117.473	118.368	118.209
Human red blood and whole blood services.....		621991-12	06/06	113.835	113.899	114.097	115.100	114.823
Human blood plasma services.....		621991-13	06/06	114.152	117.070	117.289	118.209	118.048
Human blood platelet and other blood services.....		621991-14	06/06	132.525	132.552	132.640	133.220	133.354
Human organ, bone, tissue, and other bank services.....		621991-2	06/06	179.153	186.750	186.342	186.597	187.351
Other receipts.....		621991-SM	06/06	149.500	149.724	149.736	150.380	154.338
Hospitals.....	622		12/92	228.050	228.602	228.553	229.692	229.951
General medical and surgical hospitals.....	6221		12/03	165.940	166.300	166.222	167.049	167.256
General medical and surgical hospitals.....	62211		12/03	165.913	166.273	166.195	167.021	167.229
General medical and surgical hospitals.....	622110		12/92	229.022	229.519	229.412	230.552	230.838
Primary services.....		622110-P	12/92	236.559	237.102	236.984	238.230	238.543
Certain infectious and parasitic diseases.....		622110-201	06/08	130.904	132.325	132.362	132.362	132.362
Neoplasms.....		622110-202	12/17	129.860	129.860	127.467	127.467	126.789
Diseases of the blood & blood-forming organs & certain disorders involving the immune mechanism.....		622110-203	12/17	128.300	128.300	128.300	128.311	128.311
Endocrine, nutritional and metabolic diseases.....		622110-204	12/17	108.567	109.002	108.411	105.678	108.765
Mental and behavioural disorders.....		622110-205	12/17	132.286	134.148	134.942	136.072	136.101
Diseases of the nervous system.....		622110-206	12/17	111.093	111.152	111.173	111.433	112.027
Diseases of the circulatory system.....		622110-209	06/08	133.903	133.914	134.042	134.699	134.814
Diseases of the respiratory system.....		622110-210	12/17	112.178	112.121	112.022	118.774	118.900
Diseases of the digestive system.....		622110-211	06/08	150.305	150.711	150.517	151.312	151.419
Diseases of the skin and subcutaneous tissue.....		622110-212	06/08	118.130	118.432	118.918	118.884	118.755
Diseases of the musculoskeletal system and connective tissue.....		622110-213	06/08	149.786	150.136	150.829	151.439	151.376
Diseases of the genitourinary system.....		622110-214	12/17	109.873	109.873	109.819	109.819	110.921
Pregnancy, childbirth and the puerperium.....		622110-215	06/08	172.784	172.967	175.044	177.194	176.027
Certain conditions originating in the perinatal period.....		622110-216	06/08	145.357	145.357	148.421	152.524	151.898
Symptoms, signs and abnormal clinical and laboratory findings, not elsewhere classified.....		622110-218	12/17	120.292	120.292	120.723	120.655	120.507
Injury, poisoning and certain other consequences of external causes.....		622110-219	12/17	112.059	112.059	112.059	112.008	112.008
Factors influencing health status and contact with health services.....		622110-221	12/17	117.590	118.199	117.293	116.754	116.871
Other diseases.....		622110-223	12/17	114.160	114.160	114.614	115.970	115.531
Psychiatric and substance abuse hospitals.....	6222		12/03	169.332	172.193	172.193	172.938	172.648
Psychiatric and substance abuse hospitals.....	62221		12/03	169.332	172.193	172.193	172.938	172.648
Psychiatric and substance abuse hospitals.....	622210		12/92	199.484	202.855	202.855	203.732	203.391
Primary services.....		622210-P	12/92	199.475	202.845	202.845	203.722	203.381
Psychiatric hospitals.....		622210-3	12/92	205.292	209.781	209.781	210.949	210.494
Medicare patients: psychiatric hospitals.....		622210-31	06/14	121.789	121.973	121.973	122.416	122.416
Medicaid patients: psychiatric hospitals.....		622210-32	06/14	152.660	160.678	160.678	162.228	161.501
Private insurance and all other patients: psychiatric hospitals.....		622210-33	06/14	129.147	130.758	130.758	131.301	131.107
Other specialty hospitals.....	6223		12/03	163.740	163.693	164.658	165.595	165.595
Other specialty hospitals.....	62231		12/03	163.740	163.693	164.658	165.595	165.595
Other specialty hospitals.....	622310		12/92	245.450	245.381	246.829	248.235	248.235
Primary services.....		622310-P	12/92	281.092	281.003	282.854	284.651	284.651
Specialty, except psychiatric and substance abuse, hospitals.....		622310-6	12/92	281.092	281.003	282.854	284.651	284.651
Medicare patients.....		622310-61	06/14	116.664	116.765	116.774	116.052	116.052

See footnotes at end of table.

Table 11. Producer price indexes for net output of selected industries and their products, not seasonally adjusted — Continued
 [August 2023]

Title ¹	Industry code	Product code	Index base	Unadjusted index ²				
				Apr. 2023	May 2023 ^P	June 2023 ^P	July 2023 ^P	Aug. 2023 ^P
Other specialty hospitals - Continued								
Medicaid patients.....		622310-62	06/14	109.526	108.909	109.034	110.075	110.075
Private insurance and all other patients.....		622310-63	06/14	106.314	106.301	107.568	109.080	109.080
Nursing care facilities.....	6231		12/03	174.893	174.799	174.673	177.496	178.169
Nursing care facilities.....	62311		12/03	174.892	174.799	174.672	177.495	178.169
Nursing care facilities.....	623110		12/94	265.335	265.193	265.001	269.283	270.306
Primary services.....		623110-P	12/94	266.814	266.664	266.461	270.990	272.071
Medicare and Medicaid patients.....		623110-1	12/94	254.162	253.828	253.584	258.920	260.193
Medicaid patients.....		623110-101	06/12	144.704	144.395	144.170	149.098	150.274
Medicare patients.....		623110-102	06/12	119.263	119.263	119.263	119.263	119.263
Private insurance and all other patients.....		623110-3	12/94	287.716	287.824	287.676	291.123	291.947
Private insurance patients.....		623110-301	06/14	106.407	106.407	106.407	107.330	107.330
All other patients.....		623110-302	06/14	135.073	135.134	135.051	136.761	137.227
Residential developmental disability homes.....	62321		12/03	222.484	222.750	222.649	227.761	227.811
Residential developmental disability homes.....	623210		12/03	222.476	222.742	222.641	227.753	227.803
Primary services.....		623210-P	12/03	221.317	221.624	221.508	227.353	227.359
Residential intellectual and developmental disability services.....		623210-1	12/03	221.317	221.624	221.508	227.353	227.359
Medicaid patients.....		623210-11	06/14	143.228	143.477	143.382	146.526	146.531
Non-Medicaid patients.....		623210-12	06/14	150.622	150.622	150.622	157.234	157.234
Amusement and theme parks.....	7131		06/06	214.937	211.417	210.500	212.538	203.026
Amusement and theme parks.....	71311		06/06	214.604	211.089	210.173	212.207	202.710
Amusement and theme parks.....	713110		06/06	214.593	211.077	210.161	212.196	202.696
Primary services.....		713110-P	06/06	210.594	206.717	205.846	207.899	197.926
Amusement and theme park admissions.....		713110-1	06/06	228.725	222.773	220.867	224.046	208.802
Amusement and theme park food and beverage sales.....		713110-2	06/06	207.872	207.754	209.172	208.599	208.599
Amusement and theme park merchandise sales, games, and other services.....		713110-3	06/06	130.216	130.666	130.770	132.785	132.063
Other receipts.....		713110-SM	06/06	261.463	265.602	263.946	265.309	266.587
Golf courses and country clubs.....	71391		12/05	161.059	157.095	157.363	157.720	157.668
Golf courses and country clubs.....	713910		12/05	161.061	157.096	157.364	157.721	157.669
Primary services.....		713910-P	12/05	161.248	157.075	157.341	157.717	157.663
Membership dues and fees.....		713910-1	12/05	171.252	171.252	172.168	172.872	172.872
Greens and guest fees.....		713910-2	12/05	140.055	122.727	121.991	122.093	121.881
Food and beverage sales.....		713910-3	12/05	175.245	175.709	175.709	175.709	175.709
Equipment rentals and all other golf services.....		713910-4	12/05	131.442	137.150	137.150	137.150	137.150
Fitness and recreational sports centers.....	71394		12/04	116.821	116.803	116.700	116.700	116.700
Fitness and recreational sports centers.....	713940		12/04	116.823	116.805	116.703	116.703	116.703
Primary services.....		713940-P	12/04	112.478	112.478	112.366	112.366	112.366
Fitness and recreational facility memberships.....		713940-1	12/04	101.821	101.821	101.773	101.773	101.773
Recreational facility admissions, classes, and other fitness center services.....		713940-2	12/04	148.646	148.646	148.317	148.317	148.317
Other receipts.....		713940-SM	12/04	134.078	133.909	133.909	133.909	133.909
Accommodation.....	721		12/96	195.716	192.136	201.188	202.717	199.261
Accommodation.....	7211		12/96	195.716	192.136	201.188	202.717	199.261
Hotels (exc casino hotels) and motels.....	72111		12/03	175.042	170.304	180.755	182.945	177.770
Hotels and motels, except casino hotels.....	721110		12/03	175.059	170.319	180.772	182.962	177.785
Primary services.....		721110-P	12/03	177.792	172.893	183.523	185.784	180.398
Guestroom rental.....		721110-1	12/03	183.443	177.154	190.668	193.534	186.159
Limited service hotels and motels guestroom rental.....		721110-101	06/93	197.743	206.829	205.831	216.801	213.151
Full service hotels and motels guestroom rental.....		721110-102	06/93	273.377	274.534	304.811	297.738	288.834
Luxury and resort hotels guestroom rental.....		721110-103	06/93	286.436	252.010	272.140	284.728	267.485
Hotel and motel food and beverage and related services.....		721110-2	12/03	154.114	154.316	154.018	154.524	155.387
Hotel and motel food and nonalcoholic beverage and related services.....		721110-201	12/03	150.657	150.783	150.402	151.010	151.980
Hotel and motel alcoholic beverage and related services.....		721110-202	12/03	172.284	172.871	172.983	172.983	173.318
Other hotel and motel services.....		721110-5	12/10	156.605	156.483	158.127	156.997	161.287
Other receipts.....		721110-SM1	12/10	162.176	164.882	173.410	172.411	178.268
Casino hotels.....	72112		12/03	129.488	130.640	131.233	130.359	132.850
Casino hotels.....	721120		12/03	129.467	130.620	131.212	130.339	132.830
Primary services.....		721120-P	12/03	130.971	132.142	132.727	131.848	134.305
Casino hotel guestroom rental.....		721120-1	06/01	141.037	147.087	150.179	148.554	166.889
Casino hotel food and beverage and related services.....		721120-2	12/03	214.243	214.038	214.616	216.700	216.694
Casino hotel food and nonalcoholic beverage and related services.....		721120-201	12/03	191.037	191.601	192.330	195.203	195.338
Casino hotel alcoholic beverage and related services.....		721120-202	12/03	280.932	278.397	278.506	278.160	277.726
Casino gaming receipts.....		721120-5	06/01	113.727	113.984	114.001	112.854	112.023

See footnotes at end of table.

Table 11. Producer price indexes for net output of selected industries and their products, not seasonally adjusted — Continued
 [August 2023]

Title ¹	Industry code	Product code	Index base	Unadjusted index ²				
				Apr. 2023	May 2023 ^p	June 2023 ^p	July 2023 ^p	Aug. 2023 ^p
Casino hotels - Continued								
Other casino hotel services.....		721120-6	06/11	105.876	105.876	105.876	105.876	105.876
Other receipts.....		721120-SM1	06/11	130.004	130.756	132.624	131.412	140.038
Commercial machinery repair and maintenance.....	8113		06/06	185.853	185.980	185.983	188.074	188.076
Commercial machinery repair and maintenance.....	81131		06/06	185.875	186.002	186.004	188.096	188.097
Commercial machinery repair and maintenance.....	811310		06/06	185.806	185.933	185.936	188.026	188.028
Primary services.....		811310-P	06/06	168.291	168.410	168.410	170.372	170.372
Maintenance and repair services for agricultural, construction, and mining machinery.....		811310-5	12/13	168.580	168.580	168.580	168.580	168.580
Maintenance and repair services for commercial and service industry machinery...		811310-6	12/13	137.338	137.338	137.338	143.959	143.959
Maintenance and repair services for industrial machinery.....		811310-7	12/13	122.530	122.530	122.530	122.530	122.530
Maintenance and repair services for general purpose machinery.....		811310-8	12/13	138.319	139.151	139.151	139.151	139.151
Special indexes								
New nonresidential building construction by contractor type/region.....	236400		02/14	162.294	162.366	162.444	160.398	160.748
General contractors.....		236400-1	02/14	158.488	158.622	158.788	157.497	157.769
General contractors, Northeast.....		236400-11	02/14	147.849	147.717	147.729	146.527	146.501
General contractors, South.....		236400-12	02/14	162.052	162.052	162.441	162.067	162.216
General contractors, Midwest.....		236400-13	02/14	145.390	145.455	145.285	144.484	145.126
General contractors, West.....		236400-14	02/14	172.114	172.657	172.905	169.885	170.198
Plumbing, heating, and air conditioning contractors.....		236400-221	02/14	149.169	149.091	149.375	150.067	151.234
Plumbing, heating, and air conditioning contractors, Northeast.....		236400-2211	02/14	174.738	174.780	174.780	174.975	175.455
Plumbing, heating, and air conditioning contractors, South.....		236400-2212	02/14	143.324	143.536	143.536	145.573	148.448
Plumbing, heating, and air conditioning contractors, Midwest.....		236400-2213	02/14	140.220	139.680	139.709	139.666	138.162
Plumbing, heating, and air conditioning contractors, West.....		236400-2214	02/14	143.723	143.550	144.689	144.568	146.285
Electrical contractors.....		236400-222	02/14	181.737	181.957	181.661	178.339	178.239
Electrical contractors, Northeast.....		236400-2221	02/14	186.757	186.477	187.052	182.295	182.658
Electrical contractors, South.....		236400-2222	02/14	180.269	181.266	179.886	177.532	177.563
Electrical contractors, Midwest.....		236400-2223	02/14	170.627	170.627	170.673	165.917	165.469
Electrical contractors, West.....		236400-2224	02/14	189.427	189.114	189.403	187.033	186.704
Roofing contractors.....		236400-223	02/14	180.546	180.617	180.766	180.083	179.693
Roofing contractors, Northeast.....		236400-2231	02/14	156.501	156.501	156.524	154.713	154.648
Roofing contractors, South.....		236400-2232	02/14	203.250	203.250	203.059	205.724	205.724
Roofing contractors, Midwest.....		236400-2233	02/14	176.773	177.014	177.014	175.229	174.302
Roofing contractors, West.....		236400-2234	02/14	164.077	164.077	164.739	162.496	162.133
Poured concrete foundation and structure contractors.....		236400-224	02/14	167.779	167.316	167.605	162.695	162.555
Poured concrete foundation and structure contractors, Northeast.....		236400-2241	02/14	153.811	153.128	153.128	150.025	150.074
Poured concrete foundation and structure contractors, South.....		236400-2242	02/14	182.972	182.477	182.533	175.062	174.974
Poured concrete foundation and structure contractors, Midwest.....		236400-2243	02/14	156.770	156.557	157.088	155.010	155.010
Poured concrete foundation and structure contractors, West.....		236400-2244	02/14	164.484	163.934	164.421	159.584	159.190
New nonresidential building construction by region.....	236500		02/14	162.742	162.821	162.890	160.761	161.061
New nonresidential building construction, Northeast.....		236500-1	02/14	168.658	168.668	168.740	166.764	166.913
New nonresidential building construction, South.....		236500-2	02/14	160.419	160.571	160.448	158.721	159.181
New nonresidential building construction, Midwest.....		236500-3	02/14	153.629	153.531	153.462	151.907	151.979
New nonresidential building construction, West.....		236500-4	02/14	169.263	169.411	169.816	166.690	167.033
Nonresidential building maintenance & repair.....	2381MR		04/09	144.903	146.914	147.070	147.469	147.859
General medical and surgical hospitals by patient type.....	62211A							
Medicare patients.....		62211A-2	12/92	191.649	191.786	191.288	191.484	191.491
Medicaid patients.....		62211A-4	12/92	149.891	149.891	149.891	152.882	152.882
Private insurance and all other patients.....		62211A-6	12/92	302.930	304.188	304.472	306.041	306.839
Private insurance patients.....		62211A-61	06/14	131.809	132.150	132.296	132.985	133.333
All other patients.....		62211A-62	06/14	133.081	135.167	135.125	135.763	136.111
Premiums for property and casualty insurance ³	924126		06/98	164.076	164.557	167.372	167.497	167.520
Primary services.....		924126-P	06/98	164.234	164.715	167.533	167.658	167.682
Premiums for private passenger auto insurance.....		924126-1	06/98	198.425	199.533	206.575	206.748	206.748
Premiums for homeowner's insurance.....		924126-2	06/98	222.178	222.476	222.918	223.235	223.248
Premiums for commercial auto insurance.....		924126-3	06/98	119.683	119.832	120.253	120.389	120.389
Premiums for non-auto liability insurance.....		924126-4	06/98	123.430	123.453	123.439	123.624	123.785
Premiums for medical malpractice insurance.....		924126-402	06/98	119.025	119.025	119.025	119.025	119.025
Premiums for product and other non-auto liability insurance.....		924126-403	06/98	123.984	124.011	123.995	124.213	124.402
Premiums for commercial multiple peril insurance.....		924126-5	06/98	141.276	141.276	141.284	141.262	141.301
Premiums for worker's compensation insurance.....		924126-6	06/98	97.719	97.662	97.725	97.704	97.704
Premiums for other property and casualty insurance.....		924126-7	12/03	119.837	119.900	119.900	119.841	119.841

¹ Industry and product class indexes may include products not shown separately.

² All indexes are subject to revision for 4 months after their originally scheduled publication to incorporate late reports and corrections by survey respondents.

³ The special index for 924126, in which prices reflect premiums only, contrasts with the index shown elsewhere in this table for NAICS 524126, where prices reflect premiums plus the amount of investment income earned on the invested portion of the premium.

^p Preliminary

"-" Data not available.

n.e.c. = Not elsewhere classified.

NOTE: Titles of some industries and products are not shown in this table because they fail to meet our publication criteria.

Table 12. Producer price index percentage changes for the net output of selected industries and their products, not seasonally adjusted
[August 2023]

Title ¹	Industry code	Product code	Unadjusted 12-month percent change ²	Unadjusted 1-month percent change ²				
			Aug. 2022 to Aug. 2023 ^P	Mar. to Apr.	Apr. to May ^P	May to June ^P	June to July ^P	July to Aug. ^P
Logging.....	1133		-3.5	-0.7	0.0	0.0	-0.5	1.0
Logging.....	11331		-3.5	-0.7	0.0	0.0	-0.5	1.0
Logging.....	113310		-3.5	-0.7	0.0	0.0	-0.5	1.0
Primary products.....		113310-P	-3.5	-0.7	0.0	0.0	-0.5	1.0
Secondary products and miscellaneous receipts.....		113310-SM						
Mining								
Total mining industries.....			-28.6	1.8	-5.9	-1.8	6.4	3.2
Oil and gas extraction.....	211		-42.8	3.1	-9.4	-3.4	11.9	6.1
Oil and gas extraction.....	2111		-42.8	3.1	-9.4	-3.4	11.9	6.1
Crude petroleum and natural gas extraction.....	211111		-42.0	4.7	-8.7	-3.3	10.4	5.9
Primary products.....		211111-P	-42.0	4.7	-8.7	-3.3	10.4	5.9
Crude petroleum.....		211111-1	-12.4	11.2	-9.8	-4.2	8.7	8.9
Natural gas (from the wellhead).....		211111-3	-79.0	-22.9	-1.6	1.4	19.3	-8.8
Natural gas liquids extraction.....	211112		-47.9	-7.1	-15.0	-4.0	23.6	7.2
Primary products.....		211112-P	-47.9	-7.1	-15.0	-4.0	23.6	7.2
Natural gas liquids.....		211112-1	-41.0	-2.9	-17.5	-6.9	24.4	7.0
Isopentane and natural gasoline.....		211112-11	-14.1	3.2	-9.4	-9.6	0.3	14.8
Propane.....		211112-12	-47.4	-2.8	-22.8	-16.0	3.1	15.4
Butane.....		211112-13	-27.1	-4.9	-24.0	-18.6	24.3	26.6
Plant condensate, ethane, gas mixtures, and other natural gas liquids.....		211112-14	-46.5	-4.5	-16.7	0.3	39.7	-0.4
Residue gas shipped from natural gas liquids plants.....		211112-3	-67.8	-21.9	-4.4	6.7	21.1	7.8
Mining (except oil & gas).....	212		-0.4	0.8	-1.6	0.2	-0.2	-1.0
Coal mining.....	2121		-5.0	1.6	-2.7	0.8	3.5	0.9
Coal mining.....	21211		-5.0	1.6	-2.7	0.8	3.5	0.9
Coal mining.....	212110		-5.1	1.6	-2.7	0.8	3.5	0.9
Primary products.....		212110-P	-	1.6	-2.8	0.8	3.5	0.9
Coal, utility sold.....		212110-1	-	1.7	-3.3	1.4	4.0	1.1
Bituminous coal and lignite surface mining (utility sold).....		212110-11	6.7	5.2	-7.2	7.5	0.7	1.1
Raw bituminous and lignite from surface mining operations (utility sold).....		212110-111	-9.3	-0.9	0.0	-3.2	-0.2	-0.4
Processed bituminous coal and lignite surface operations (utility sold).....		212110-113	11.6	7.0	-9.1	10.6	0.9	1.6
Bituminous coal underground mining (utility sold).....		212110-12	-10.1	-0.1	-1.2	-1.7	5.8	1.1
Raw bituminous coal shipped from underground mining operations (utility sold).....		212110-121	-	-7.9	4.7	6.3	-2.2	0.9
Processed bituminous coal shipped from underground mines (utility sold).....		212110-123	-10.5	1.0	-1.9	-2.8	7.0	1.2
Coal exports.....		212110-4	-	-0.4	0.0	0.4	0.6	-1.1
Coal non-utility sold (including anthracite).....		212110-5	5.5	3.3	-1.1	-6.0	3.1	0.5
Secondary products and miscellaneous receipts.....		212110-SM						
Metal ore mining.....	2122		0.6	1.0	-2.0	-0.6	-3.0	-2.6
Iron ore mining.....	21221		-3.3	1.0	-6.4	0.3	-0.7	0.0
Iron ore mining.....	212210		-3.3	1.0	-6.4	0.3	-0.7	0.0
Primary products.....		212210-P	-3.3	1.0	-6.4	0.3	-0.7	0.0
Iron ore (including crude, concentrates, agglomerates and pellets).....		212210-0	-3.3	1.0	-6.4	0.3	-0.7	0.0
Copper, nickel, lead & zinc mining.....	21223		1.6	-0.7	-5.1	5.6	-4.3	-7.7
Copper, nickel, lead and zinc mining.....	212230		1.6	-0.7	-5.1	5.6	-4.3	-7.7
Primary products.....		212230-P	-1.5	-2.5	-5.3	7.0	-5.3	-8.9
Secondary products and miscellaneous receipts.....		212230-SM						
Other metal ore mining.....	21229		-	2.8	-2.9	-11.5	-10.3	-
Other metal ore mining.....	212290		-	2.8	-2.9	-11.5	-10.3	-
Primary products.....		212290-P	-	2.8	-2.9	-11.5	-10.3	-
Other metal ores, including uranium.....		212290-1	-	2.8	-2.9	-11.5	-10.3	-
Nonmetallic mineral mining & quarrying.....	2123		6.7	0.1	-0.1	0.5	-0.1	-0.6
Stone mining & quarrying.....	21231		8.9	-0.9	0.0	1.0	0.3	0.5
Dimension stone mining and quarrying.....	212311		22.7	0.0	4.9	0.0	6.2	0.0
Primary products.....		212311-P	23.7	0.0	5.1	0.0	6.4	0.0
Dimension stone.....		212311-0	23.7	0.0	5.1	0.0	6.4	0.0
Secondary products and miscellaneous receipts.....		212311-SM						
Crushed and broken limestone mining.....	212312		8.7	-0.2	0.0	0.7	0.3	0.8

See footnotes at end of table.

Table 12. Producer price index percentage changes for the net output of selected industries and their products, not seasonally adjusted — Continued
 [August 2023]

Title ¹	Industry code	Product code	Unadjusted 12-month percent change ²	Unadjusted 1-month percent change ²				
				Aug. 2022 to Aug. 2023 ^P	Mar. to Apr.	Apr. to May ^P	May to June ^P	June to July ^P
Crushed and broken limestone mining - Continued								
Primary products.....		212312-P	8.8	-0.3	0.0	0.7	0.2	0.9
Crushed and broken limestone.....		212312-0	8.8	-0.3	0.0	0.7	0.2	0.9
Secondary products and miscellaneous receipts.....		212312-SM						
Crushed and broken granite mining.....								
Primary products.....	212313	212313-P	13.9	2.4	-0.9	1.5	0.2	0.1
Crushed and broken granite.....		212313-0	14.0	2.4	-0.9	1.5	0.2	0.1
Secondary products and miscellaneous receipts.....		212313-SM						
Other crushed and broken stone mining.....								
Primary products.....	212319	212319-P	1.9	-7.2	0.1	2.4	-0.9	0.0
Bituminous limestone and sandstone, and other crushed and broken stone.....		212319-0	2.2	-7.5	0.1	2.5	-1.0	0.0
Secondary products and miscellaneous receipts.....		212319-SM						
Sand/gravel/clay/refractory minerals mining.....								
Primary products.....	212322		10.4	1.2	1.0	0.0	0.2	0.5
Construction sand and gravel mining.....								
Primary products.....	212321	212321-P	7.3	1.4	1.2	0.0	0.3	0.7
Construction sand and gravel (run of pit/bank, washed, screened, etc).....		212321-0	7.7	1.5	1.2	0.1	0.3	0.7
Construction sand and gravel, Midwest.....		212321-02	8.6	2.6	1.6	0.0	0.0	0.0
Construction sand and gravel, West.....		212321-04	7.8	1.3	1.3	0.1	0.6	1.5
Secondary products and miscellaneous receipts.....		212321-SM						
Miscellaneous receipts.....		212321-M	6.3	2.7	0.0	0.0	0.0	0.0
Kaolin, clay, and ceramic and refractory minerals mining.....								
Primary products.....	212323	212323-P	-	0.3	0.1	-0.1	0.1	-0.1
Kaolin and ball clay.....		212323-1	17.9	0.0	0.0	0.0	0.0	0.0
Bentonite.....		212323-2	4.3	1.4	0.0	0.0	0.0	0.0
Secondary products and miscellaneous receipts.....		212323-SM						
Other nonmetallic mineral mining & quarrying.....								
Primary products.....	212399		-6.3	0.4	-2.7	-0.2	-1.6	-6.1
Other nonmetallic mineral mining and quarrying.....								
Primary products.....	212390	212390-P	-	0.4	-2.7	-0.2	-1.6	-6.1
Rock salt.....		212390-5	-	0.0	0.2	0.0	0.0	-
All other nonmetallic minerals, including gypsum.....		212390-9	8.0	2.5	-9.9	1.9	-1.5	1.9
Secondary and miscellaneous.....		212390-SM						
Mining support activities.....								
Mining support activities.....	213		3.5	-0.7	-0.6	-0.1	0.1	-0.1
Mining support activities.....	2131		3.5	-0.7	-0.6	-0.1	0.1	-0.1
Mining support activities.....	21311		3.5	-0.7	-0.6	-0.1	0.1	-0.1
Drilling oil and gas wells.....								
Primary services.....	213111	213111-P	10.1	0.0	-0.9	-1.2	-0.6	4.8
Oil and gas well directional drilling control.....		213111-03	9.3	-0.5	0.0	-0.5	-0.3	-0.2
Drilling oil and gas wells, including drilling in, spudding in or tailing in.....		213111-04	12.0	0.0	-1.0	-1.4	-0.7	5.7
Reworking oil and gas wells.....		213111-05	-2.0	0.0	-0.3	0.0	0.0	0.0
Support activities for oil and gas operations.....								
Primary services.....	213112	213112-P	1.5	-1.0	-0.5	0.3	0.3	-1.7
Oil and gas field support services.....		213112-0	2.1	-1.0	-0.4	0.3	0.3	-1.8
Secondary products and miscellaneous receipts.....		213112-SM						
Support activities for coal mining.....								
Primary services.....	213113	213113-P	5.3	0.0	-0.1	0.5	0.0	0.0
Coal mining services.....		213113-0	5.3	0.0	-0.1	0.5	0.0	0.0
Support activities for metal and nonmetallic minerals mining.....								
Primary services.....	213118	213118-P	-	-	-	0.0	0.0	0.0
Support activities for metal and nonmetallic minerals mining.....		213118-1	-	-	-	0.0	0.0	0.0
Metal mining services.....		213118-11	-	1.1	0.0	-	-	-
Utilities.....								
Utilities.....	221		-5.2	-4.9	-2.2	5.7	5.2	15.3
Electric power generation, transmission, and distribution.....								
Electric power generation.....	2211		-3.0	-4.8	-1.9	7.3	6.2	18.6
Electric power generation.....	22111		10.5	-12.2	-11.5	10.8	21.0	66.3
Electric power generation.....	221110		10.5	-12.2	-11.5	10.8	21.0	66.3
Primary products.....		221110-P	11.6	-12.4	-11.8	11.0	22.0	66.5
Utilities.....		221110-4	-28.8	-2.7	-10.7	3.0	17.7	3.1
Non-utilities.....		221110-5	51.0	-21.7	-13.0	20.8	26.4	128.3
Secondary products and miscellaneous receipts.....		221110-SM						

See footnotes at end of table.

Table 12. Producer price index percentage changes for the net output of selected industries and their products, not seasonally adjusted — Continued
 [August 2023]

Title ¹	Industry code	Product code	Unadjusted 12-month percent change ²	Unadjusted 1-month percent change ²				
			Aug. 2022 to Aug. 2023 ^P	Mar. to Apr.	Apr. to May ^P	May to June ^P	June to July ^P	July to Aug. ^P
Electric power transmission, control, and distribution.....	22112		-10.3	-1.8	1.6	6.2	1.4	-0.2
Electric bulk power transmission and control.....	221121		4.4	0.1	1.2	-0.2	0.0	-0.1
Primary products.....		221121-P	4.4	0.1	1.2	-0.2	0.0	-0.1
Electric bulk power transmission and control.....		221121-3	4.4	0.1	1.2	-0.2	0.0	-0.1
Electric power distribution.....	221122		-10.9	-1.9	1.6	6.5	1.4	-0.3
Primary products.....		221122-P	4.5	-1.5	1.3	6.7	0.5	-0.1
Residential electric power.....		221122-41	4.8	-0.8	0.8	4.5	0.2	-0.3
New England residential electric power.....		221122-411	7.6	-3.0	0.0	0.0	-11.0	0.0
Middle Atlantic residential electric power.....		221122-412	0.0	-1.2	0.0	2.1	0.8	-1.0
East North Central residential electric power.....		221122-413	10.0	-0.1	-0.2	6.2	0.0	-0.1
West North Central residential electric power.....		221122-414	-1.3	0.5	0.1	12.4	-0.8	1.6
South Atlantic residential electric power.....		221122-415	8.7	-0.1	0.4	6.6	-0.4	0.1
East South Central residential electric power.....		221122-416	-3.2	-2.6	1.7	3.5	1.1	-0.4
West South Central residential electric power.....		221122-417	-4.8	-2.3	3.3	2.6	4.1	-1.8
Mountain residential electric power.....		221122-418	4.3	0.6	3.5	0.5	0.8	0.0
Pacific residential electric power.....		221122-419	13.4	0.1	0.0	4.6	1.5	0.0
Commercial electric power.....		221122-42	4.1	-1.8	1.3	9.0	0.7	0.0
New England commercial electric power.....		221122-421	-2.5	-1.7	-0.2	0.0	-13.7	0.0
Middle Atlantic commercial electric power.....		221122-422	-11.7	-5.3	-5.3	11.4	3.5	-1.3
East North Central commercial electric power.....		221122-423	11.0	-0.4	-0.1	11.3	-0.1	0.0
West North Central commercial electric power.....		221122-424	-0.2	1.0	-2.1	8.7	1.8	3.5
South Atlantic commercial electric power.....		221122-425	6.8	-1.4	0.1	3.3	-1.5	0.1
East South Central commercial electric power.....		221122-426	-6.7	-4.2	-0.8	4.4	2.5	-0.4
West South Central commercial electric power.....		221122-427	3.5	-3.2	1.8	12.8	4.3	-0.4
Mountain commercial electric power.....		221122-428	8.9	1.3	2.5	2.4	2.2	0.0
Pacific commercial electric power.....		221122-429	16.6	-0.6	9.9	15.6	2.1	0.0
Industrial electric power.....		221122-43	5.0	-3.0	2.7	7.4	1.1	0.4
New England industrial electric power.....		221122-431	2.5	-23.2	-0.5	0.9	7.1	-3.0
Middle Atlantic industrial electric power.....		221122-432	-19.7	-7.6	0.0	-0.8	-0.7	0.0
East North Central industrial electric power.....		221122-433	38.3	0.5	-0.2	22.2	0.0	0.9
West North Central industrial electric power.....		221122-434	-5.0	-2.7	4.4	9.5	2.2	1.1
South Atlantic industrial electric power.....		221122-435	4.0	-1.2	0.4	2.7	-1.9	0.1
East South Central industrial electric power.....		221122-436	-4.1	-3.6	-3.3	5.3	2.6	0.6
West South Central industrial electric power.....		221122-437	-0.9	-2.8	1.1	4.3	-0.2	-0.8
Mountain industrial electric power.....		221122-438	-16.7	-1.2	8.9	-9.0	6.9	3.0
Pacific industrial electric power.....		221122-439	8.5	-0.9	10.6	12.3	1.0	0.0
Transportation electric power.....		221122-45	6.4	-0.1	0.0	8.2	-2.3	0.0
Secondary products and miscellaneous receipts.....		221122-SM						
Miscellaneous receipts.....		221122-M	-0.1	0.0	0.0	0.0	0.0	0.0
Natural gas distribution.....	2212		-14.9	-5.3	-3.4	-0.7	1.0	1.1
Natural gas distribution.....	22121		-14.9	-5.3	-3.4	-0.7	1.0	1.1
Natural gas distribution.....	221210		-14.9	-5.3	-3.4	-0.7	1.0	1.1
Primary products.....		221210-P	-14.2	-5.1	-3.6	-0.8	1.1	1.2
Natural gas to ultimate consumers.....		221210-11	-17.5	-6.2	-4.2	-0.7	1.3	1.4
Residential natural gas.....		221210-112	-11.4	-4.4	-2.6	-0.2	0.4	0.8
New England residential natural gas.....		221210-1121	-10.6	-0.8	-18.0	1.8	-9.2	-0.4
Middle Atlantic residential natural gas.....		221210-1122	-0.3	-0.7	-0.5	-1.1	-0.4	1.4
East North Central residential natural gas.....		221210-1123	-25.2	-10.4	-2.7	0.7	1.6	-0.3
West North Central residential natural gas.....		221210-1124	-18.0	-2.9	-1.8	-4.1	0.4	-2.0
South Atlantic residential natural gas.....		221210-1125	-9.8	-0.9	2.4	0.2	2.7	-1.6
East South Central residential natural gas.....		221210-1126	-16.7	-4.4	0.5	-1.0	-0.4	-0.6
West South Central residential natural gas.....		221210-1127	-20.4	-5.6	-6.1	0.8	2.9	1.1
Mountain residential natural gas.....		221210-1128	7.4	0.8	-3.8	-0.2	-2.2	0.9
Pacific residential natural gas.....		221210-1129	-6.0	-8.7	-1.0	0.8	2.6	5.1
Commercial natural gas.....		221210-113	-21.4	-7.8	-6.1	-1.2	1.7	1.8
New England commercial natural gas.....		221210-1131	-23.2	-2.1	-25.7	-7.4	-1.6	-1.5
Middle Atlantic commercial natural gas.....		221210-1132	-14.9	-3.9	-2.5	-3.1	0.1	4.1
East North Central commercial natural gas.....		221210-1133	-32.4	-14.1	-5.1	0.0	3.0	-0.8
West North Central commercial natural gas.....		221210-1134	-26.1	-4.9	-5.8	-3.0	5.5	-1.4
South Atlantic commercial natural gas.....		221210-1135	-18.3	0.0	0.1	-0.9	0.8	0.5
East South Central commercial natural gas.....		221210-1136	-26.8	-2.1	-7.0	-1.6	-0.2	0.9
West South Central commercial natural gas.....		221210-1137	-29.5	-12.4	-5.0	2.1	2.6	2.8
Mountain commercial natural gas.....		221210-1138	11.4	1.9	-5.6	0.0	-1.1	1.7
Pacific commercial natural gas.....		221210-1139	-19.3	-21.4	-5.3	2.2	5.5	6.8

See footnotes at end of table.

Table 12. Producer price index percentage changes for the net output of selected industries and their products, not seasonally adjusted — Continued
 [August 2023]

Title ¹	Industry code	Product code	Unadjusted 12-month percent change ²	Unadjusted 1-month percent change ²				
				Aug. 2022 to Aug. 2023 ^P	Mar. to Apr.	Apr. to May ^P	May to June ^P	June to July ^P
Natural gas distribution - Continued								
Industrial natural gas.....		221210-114	-25.5	-8.9	-4.7	-1.3	3.5	2.1
New England industrial natural gas.....		221210-1141	-26.4	-0.8	-29.1	-7.6	-5.2	-1.7
Middle Atlantic industrial natural gas.....		221210-1142	-7.1	-6.8	-1.4	-2.1	10.5	0.8
East North Central industrial natural gas.....		221210-1143	-45.7	-27.2	-10.3	1.2	8.3	0.3
West North Central industrial natural gas.....		221210-1144	-2.8	-8.0	0.3	-1.7	7.2	1.0
South Atlantic industrial natural gas.....		221210-1145	-13.5	-3.9	0.0	-0.1	1.3	-0.1
East South Central industrial natural gas.....		221210-1146	-35.5	-8.8	-1.5	-2.5	0.0	0.8
West South Central industrial natural gas.....		221210-1147	-43.2	-8.0	-5.3	-1.4	3.2	5.1
Mountain industrial natural gas.....		221210-1148	24.9	0.9	3.4	0.0	-1.1	4.8
Pacific industrial natural gas.....		221210-1149	19.0	1.6	-4.1	-2.0	0.3	1.6
To electric power.....		221210-115	-21.4	-7.3	-5.5	-1.0	2.0	1.8
Delivered to ultimate consumers for the account of others (transportation only)....		221210-12	10.0	1.4	0.0	-1.2	-0.1	0.0
Industrial consumer.....		221210-122	4.1	-0.6	-0.4	0.1	-0.2	0.4
Other consumers.....		221210-123	13.7	2.7	0.3	-2.0	0.0	-0.2
Secondary products and miscellaneous receipts.....		221210-SM						
Miscellaneous receipts.....		221210-M	-4.6	-1.6	0.2	-0.1	0.2	0.1
Construction industries								
New industrial building construction.....	236211		3.1	-0.5	0.0	0.2	-1.4	0.3
Primary products.....		236211-P	3.1	-0.5	0.0	0.2	-1.4	0.3
New warehouse building construction.....	236221		1.6	-0.3	0.4	0.2	-0.8	0.3
Primary products.....		236221-P	1.6	-0.3	0.4	0.2	-0.8	0.3
New school building construction.....	236222		3.8	-0.4	0.0	0.0	-1.0	0.0
Primary products.....		236222-P	3.8	-0.4	0.0	0.0	-1.0	0.0
New office building construction.....	236223		5.6	0.2	0.1	0.0	-2.0	0.3
Primary products.....		236223-P	5.6	0.2	0.1	0.0	-2.0	0.3
New health care building construction.....	236224		4.4	-0.3	0.0	-0.1	-0.8	0.1
Primary products.....		236224-P	4.4	-0.3	0.0	-0.1	-0.8	0.1
Concrete contractors, nonresidential building work.....	23811X		-1.8	-0.4	-0.2	0.1	-2.7	0.1
Primary products.....		23811X-P	-1.8	-0.4	-0.2	0.1	-2.7	0.1
Roofing contractors, nonresidential building work.....	23816X		11.9	3.3	0.1	0.1	-0.1	-0.1
Primary products.....		23816X-P	11.9	3.3	0.1	0.1	-0.1	-0.1
Electrical contractors, nonresidential building work.....	23821X		4.7	-3.4	0.1	-0.1	-1.3	0.1
Primary products.....		23821X-P	4.7	-3.4	0.1	-0.1	-1.3	0.1
Plumbing, heating and air-conditioning contractors, nonresidential building work.....	23822X		7.1	0.2	0.8	0.2	0.2	0.4
Primary products.....		23822X-P	7.1	0.2	0.8	0.2	0.2	0.4
Manufacturing								
Total manufacturing industries.....			-0.1	-0.2	-0.9	-0.2	-0.2	2.4
Food mfg.....	311		-0.8	-0.3	0.1	-0.1	0.0	0.3
Animal food mfg.....	3111		-2.1	-0.5	-1.0	-1.1	-0.5	-0.7
Animal food mfg.....	31111		-2.1	-0.5	-1.0	-1.1	-0.5	-0.7
Dog and cat food manufacturing.....	311111		8.1	0.0	0.0	0.0	0.0	0.0
Primary products.....		311111-P	8.3	0.0	0.0	0.0	0.0	0.0
Dog food.....		311111-1	6.7	0.0	0.1	0.0	0.0	0.0
Canned dog food.....		311111-11	14.2	0.0	0.0	0.0	0.0	0.0
Dry and semi moist dog food.....		311111-14	5.3	0.0	0.1	0.0	0.0	0.0
Cat food.....		311111-4	12.2	0.0	0.0	0.0	0.0	0.2
Canned cat food.....		311111-44	5.6	0.0	0.0	0.0	0.0	0.0
Dry and semi moist cat food.....		311111-45	18.0	0.0	0.0	0.0	0.0	0.2
Secondary products and miscellaneous receipts.....		311111-SM						
Miscellaneous receipts.....		311111-M1	0.5	0.0	0.0	0.0	0.0	0.0
Other animal food manufacturing.....	311119		-8.7	-0.8	-1.8	-1.8	-0.9	-1.3
Primary products.....		311119-P	-9.0	-0.9	-1.9	-1.9	-0.9	-1.4
Complete swine feed, supplements, concentrates, and premixes.....		311119-B	-9.0	-0.5	-0.5	0.1	0.0	-0.5
Complete beef cattle feed, supplements, concentrates, and premixes.....		311119-H	-11.3	-1.7	-1.1	-1.4	-0.1	-1.2
Poultry, exc. chicken and turkey, and livestock, exc. cattle and swine, feed.....		311119-N	-0.5	-1.0	-0.3	0.0	0.0	-0.1
Pet (excluding dog and cat), laboratory, and fur animal feed.....		311119-R	-0.2	-0.1	-0.2	-0.3	-0.7	0.0
Chicken and turkey feed, supplements, concentrates, and premixes.....		311119-1	-10.5	-0.5	-2.5	-2.7	-0.8	-2.5
Complete dairy cattle feed, supplements, concentrates, and premixes.....		311119-5	-13.0	-2.0	-3.4	-4.3	-2.5	-0.9

See footnotes at end of table.

Table 12. Producer price index percentage changes for the net output of selected industries and their products, not seasonally adjusted — Continued
 [August 2023]

Title ¹	Industry code	Product code	Unadjusted 12-month percent change ²	Unadjusted 1-month percent change ²				
			Aug. 2022 to Aug. 2023 ^P	Mar. to Apr.	Apr. to May ^P	May to June ^P	June to July ^P	July to Aug. ^P
Other animal food manufacturing - Continued								
Other prepared animal feeds, including feeding materials and adjuncts.....		311119-9	-7.7	0.6	-2.2	-0.5	-2.0	-1.8
Secondary products and miscellaneous receipts.....		311119-SM						
Miscellaneous receipts.....		311119-M	-2.2	-0.5	0.2	0.0	-0.7	1.0
Secondary products.....		311119-S	3.0	0.0	0.0	-0.1	0.1	0.0
Grain & oilseed milling.....	3112		-3.2	-1.2	-0.5	-1.8	1.1	0.5
Flour milling & malt mfg.....	31121		-0.4	0.2	0.3	-2.0	-1.1	-1.6
Flour milling.....	311211		-3.9	0.4	0.5	-2.7	-1.5	-1.9
Primary products.....		311211-P	-3.5	0.4	0.5	-2.8	-1.5	-2.0
Prepared flour mixes, including refrigerated and frozen doughs and batters, made in flour mills.....		311211-A	5.5	-0.8	0.5	-0.2	-0.7	-0.2
Wheat flour (except flour mixes), made in flour mills.....		311211-1	-5.8	1.8	1.2	-4.7	0.1	-2.5
Wheat mill products, except flour.....		311211-4	6.4	-3.2	-0.3	-4.4	-0.1	-6.5
Corn mill products.....		311211-7	9.9	0.4	-0.6	0.3	-6.2	3.0
Other grain mill products.....		311211-9	-14.1	0.9	-0.4	0.3	-3.5	-4.2
Secondary products and miscellaneous receipts.....		311211-SM						
Miscellaneous receipts.....		311211-M	-32.1	-0.6	1.3	-4.0	-7.1	-5.9
Rice milling.....	311212		7.9	-0.3	-0.8	-0.2	-0.3	-1.1
Primary products.....		311212-P	7.9	-0.3	-0.8	-0.2	-0.3	-1.1
Milled rice and byproducts.....		311212-0	7.9	-0.3	-0.8	-0.2	-0.3	-1.1
Milled rice (incl second heads, screenings, brewers, bran, sharps, rice flour, and byproducts).....		311212-04	7.3	-0.4	-0.6	0.1	-0.2	-1.9
Head rice not packaged with other ingredients.....		311212-06	6.9	-0.3	-1.3	-0.5	-0.4	-0.6
Malt manufacturing.....	311213		9.6	0.0	2.8	-0.7	0.0	0.0
Primary products.....		311213-P	9.9	0.0	2.8	-0.7	0.0	0.0
Malt and malt byproducts.....		311213-0	9.9	0.0	2.8	-0.7	0.0	0.0
Secondary products and miscellaneous receipts.....		311213-SM1						
Starch & vegetable fats & oils mfg.....	31122		-7.3	-2.1	-1.8	-2.3	1.8	1.5
Wet corn milling and starch manufacturing.....	311221		12.5	0.9	-1.2	-2.9	-1.1	0.4
Primary products.....		311221-P	12.3	0.8	-1.3	-3.0	-1.1	0.3
Wet process corn byproducts.....		311221-A	-7.2	-0.3	-5.9	-2.1	-3.7	-3.2
Corn sweeteners, made by wet milling.....		311221-1	20.7	0.0	3.4	1.1	0.5	0.9
Manufactured starch, made by wet milling.....		311221-4	38.4	-0.3	0.0	-0.2	-2.8	0.7
Secondary products and miscellaneous receipts.....		311221-SM						
Soybean and other oilseed processing.....	311224		-14.0	-3.9	-2.4	-2.7	2.9	2.4
Primary products.....		311224-P	-13.6	-5.4	-2.1	-3.2	3.1	2.0
Cottonseed cake, meal, hulls, and other byproducts.....		311224-B	-1.1	-0.6	-4.8	-3.5	0.3	-2.2
Cottonseed cake and meal.....		311224-B1	5.9	-1.1	-4.3	-1.5	0.4	-2.6
Soybean oil.....		311224-3	-9.1	-3.0	-4.0	0.1	8.3	2.1
Crude soybean oil, degummed, made from soybeans crushed in the same establishment.....		311224-31	-6.3	-1.8	-1.3	-3.4	3.5	0.2
Soybean oil, all other types.....		311224-32	-9.8	-3.8	-5.9	2.6	11.7	3.3
Soybean cake, meal, and other byproducts.....		311224-4	-1.7	-2.5	-1.2	-2.6	2.9	0.5
Soybean cake and meal.....		311224-41	-2.4	-2.6	-1.2	-2.0	0.7	1.5
Other soybean products, including isolates and concentrates.....		311224-42	8.6	-1.5	-1.0	-7.9	21.5	-7.1
Cotton linters.....		311224-7	-24.3	-4.2	-5.0	-1.1	-7.1	-13.5
Other crude and refined vegetable oils and other vegetable mill products.....		311224-9	-3.6	0.5	-1.0	-1.9	-0.5	0.0
Other crude vegetable oils, including linseed, peanut, sunflower, safflower, etc.....		311224-91	-2.8	1.7	-0.4	-0.9	-0.2	0.0
Other vegetable oil mill products, including all oil seed cake and meal.....		311224-93	-2.9	-0.5	-1.3	-2.8	-0.7	0.0
Secondary products and miscellaneous receipts.....		311224-SM						
Miscellaneous products.....		311224-M	-34.0	-0.8	-5.3	-16.6	-6.4	3.4
Fats and oils refining and blending.....	311225		-6.4	-1.2	-0.9	-0.5	2.5	0.4
Primary products.....		311225-P	-10.2	-1.3	-2.0	-0.6	3.1	0.4
Shortening and cooking oils.....		311225-2	-13.9	-2.0	-2.7	-0.8	4.2	0.6
Margarine, butter blends, and butter substitutes.....		311225-4	-	0.7	0.0	-	-	-
Secondary products and miscellaneous receipts.....		311225-SM						
Secondary products.....		311225-S	-	-0.6	3.4	-	-	-
Breakfast cereal manufacturing.....	31123		11.6	0.0	4.3	1.0	1.8	0.0
Breakfast cereal manufacturing.....	311230		11.6	0.0	4.3	1.0	1.8	0.0
Primary products.....		311230-P	12.0	0.0	4.7	1.1	2.0	0.0
Breakfast cereal.....		311230-1	12.0	0.0	4.7	1.1	2.0	0.0

See footnotes at end of table.

Table 12. Producer price index percentage changes for the net output of selected industries and their products, not seasonally adjusted — Continued
 [August 2023]

Title ¹	Industry code	Product code	Unadjusted 12-month percent change ²	Unadjusted 1-month percent change ²				
			Aug. 2022 to Aug. 2023 ^P	Mar. to Apr.	Apr. to May ^P	May to June ^P	June to July ^P	July to Aug. ^P
Breakfast cereal manufacturing - Continued								
Secondary products and miscellaneous receipts.....		311230-SM						
Sugar & confectionery product mfg.....	3113		8.0	0.3	0.2	1.3	0.1	0.7
Sugar mfg.....	31131		13.1	0.0	0.2	2.3	0.1	1.1
Beet sugar manufacturing.....	311313		18.8	0.4	2.4	0.7	0.1	2.5
Primary products.....		311313-P	19.1	0.4	2.4	0.7	0.1	2.6
Beet sugar.....		311313-0	19.1	0.4	2.4	0.7	0.1	2.6
Secondary products and miscellaneous receipts.....		311313-SM1						
Cane sugar manufacturing.....	311314		9.7	-0.3	-1.0	3.3	0.1	0.3
Primary products.....		311314-P	9.7	-0.2	-1.1	3.3	0.1	0.4
Raw cane sugar and sugarcane mill products and byproducts.....		311314-1	12.9	-0.2	-2.5	6.8	-2.0	0.6
Refined granulated cane sugar and byproducts.....		311314-3	7.6	-0.2	-0.1	1.0	1.5	0.2
Secondary products and miscellaneous receipts.....		311314-SM						
Nonchocolate confectionery mfg.....	31134		4.8	0.0	0.0	0.4	0.0	0.0
Nonchocolate confectionery manufacturing.....	311340		4.8	0.0	0.0	0.4	0.0	0.0
Primary products.....		311340-P	4.8	0.0	0.0	0.4	0.0	0.0
Nonchocolate-type confectioneries.....		311340-5	5.1	0.0	0.0	0.5	0.0	0.0
Other confectionery-type products.....		311340-7	7.2	0.0	0.0	0.0	0.0	0.0
Secondary products and miscellaneous receipts.....		311340-SM						
Secondary products.....		311340-S	3.7	0.1	0.0	0.6	-0.2	0.2
Chocolate and confectionery manufacturing.....	31135		6.8	0.7	0.3	1.1	0.3	0.8
Chocolate and confectionery mfg. from cacao.....	311351		17.4	1.6	0.6	0.6	1.5	2.1
Primary products.....		311351-P	17.4	1.6	0.6	0.6	1.6	2.1
Chocolate coatings, made from cacao beans.....		311351-1	18.2	1.4	0.2	0.9	1.7	2.8
Chocolate/chocolate-type confectionery products, made from cacao beans.....		311351-4	6.1	0.0	0.0	0.0	0.0	0.0
Other chocolate and cocoa products, made from cacao beans.....		311351-7	24.9	2.7	1.0	0.9	2.4	3.2
Secondary products and miscellaneous receipts.....		311351-SM1						
Confectionery mfg. from purchased chocolate.....	311352		2.1	0.2	0.1	1.4	-0.3	0.2
Primary products.....		311352-P	2.0	0.2	0.1	1.6	-0.4	0.1
Chocolate/confectionery products, made from purchased chocolate.....		311352-3	2.0	0.2	0.1	1.6	-0.4	0.1
Secondary products and miscellaneous receipts.....		311352-SM						
Miscellaneous receipts.....		311352-M	3.9	0.0	0.0	0.0	0.0	0.0
Fruit & vegetable preserving & specialty food mfg.....	3114		9.9	0.1	1.1	0.6	-0.1	1.0
Frozen food manufacturing.....	31141		11.7	0.7	0.7	1.3	0.0	0.4
Frozen fruit and vegetable manufacturing.....	311411		18.7	1.3	-0.2	3.3	0.0	0.9
Primary products.....		311411-P	18.0	1.3	-0.2	3.4	0.0	0.9
Frozen fruits, juices, ades, drinks, and cocktails.....		311411-1	6.4	5.1	-2.5	-1.1	-0.8	1.2
Frozen fruits.....		311411-11	-13.7	-0.7	-4.2	-2.3	-1.7	2.7
Frozen vegetables.....		311411-4	21.3	0.3	0.4	4.7	0.2	0.8
Frozen vegetables, other than potato products.....		311411-47	4.1	0.1	0.2	-0.1	-0.1	1.0
Frozen potato products (French-fried, patties, puffs, etc.).....		311411-48	35.2	0.4	0.5	8.0	0.4	0.7
Secondary products and miscellaneous receipts.....		311411-SM						
Miscellaneous receipts.....		311411-M	60.7	10.0	-6.1	0.0	3.9	7.2
Frozen specialty food manufacturing.....	311412		6.8	0.2	1.3	0.0	0.0	0.0
Primary products.....		311412-P	6.9	0.2	1.4	0.0	0.0	0.0
Frozen dinners (beef, pork, and poultry pies) and nationality foods, incl. frozen pizza.....		311412-1	6.7	0.3	1.2	0.0	0.0	0.0
Other frozen specialties, incl. all whipped topping, waffles, soups, etc., excluding seafood.....		311412-4	7.8	0.0	2.0	0.0	-0.1	0.0
Secondary products and miscellaneous receipts.....		311412-SM						
Secondary products.....		311412-S	2.9	5.9	-3.9	-0.2	0.0	-1.2
Fruit & vegetable canning, pickling & drying.....	31142		8.7	-0.3	1.4	0.1	-0.1	1.4
Fruit and vegetable canning.....	311421		9.6	-0.6	1.7	0.2	-0.3	2.2
Primary products.....		311421-P	7.4	-0.3	1.6	-0.2	0.0	0.3
Canned catsup and other tomato based sauces.....		311421-D	10.5	-0.1	4.0	-0.1	0.2	0.0
Canned jams, jellies, and preserves.....		311421-G	2.0	-0.1	0.0	0.2	0.1	0.1
Canned and fresh fruit juices, nectars, and concentrates.....		311421-K	13.3	0.6	0.7	0.0	0.1	1.2
Pickles and other pickled products, including horseradish.....		311421-Q	1.0	0.0	0.0	-0.9	0.0	0.6
Canned fruits, excluding baby foods.....		311421-1	4.4	-0.4	1.9	0.2	0.4	-0.1
Canned vegetables.....		311421-5	4.7	-1.4	1.3	-0.6	-0.7	0.2

See footnotes at end of table.

Table 12. Producer price index percentage changes for the net output of selected industries and their products, not seasonally adjusted — Continued
 [August 2023]

Title ¹	Industry code	Product code	Unadjusted 12-month percent change ²	Unadjusted 1-month percent change ²				
			Aug. 2022 to Aug. 2023 ^P	Mar. to Apr.	Apr. to May ^P	May to June ^P	June to July ^P	July to Aug. ^P
Fruit and vegetable canning - Continued								
Secondary products and miscellaneous receipts.....		311421-SM						
Miscellaneous receipts.....		311421-M	73.2	-7.5	1.4	10.0	-5.9	53.8
Secondary products.....		311421-S	7.4	-1.5	2.3	0.3	-1.6	0.3
Specialty canning.....	311422		4.7	0.1	0.1	0.0	0.0	0.0
Primary products.....		311422-P	3.4	0.2	0.1	0.0	0.1	0.0
Canned baby foods and other canned specialty/nationality foods.....		311422-5	7.2	0.9	0.0	0.0	0.2	0.0
Canned soups and stews, excluding frozen and seafood.....		311422-6	0.8	-0.1	0.2	0.0	0.0	0.0
Canned dry beans.....		311422-7	13.9	0.0	0.0	0.0	0.0	0.0
Secondary products and miscellaneous receipts.....		311422-SM						
Dried and dehydrated food manufacturing.....	311423		11.1	0.3	2.0	0.1	0.2	0.3
Primary products.....		311423-P	12.1	0.4	2.3	0.1	0.2	0.3
Soup mixes (including dried/dehydrated/freeze-dried) and bouillon.....		311423-1	11.7	0.0	5.2	0.0	-0.6	0.0
Dried and dehydrated fruits and vegetables, including freeze-dried.....		311423-5	12.5	-0.4	1.3	0.1	0.3	1.6
Secondary products and miscellaneous receipts.....		311423-SM						
Dairy product mfg.....	3115		-8.1	0.0	-0.9	-1.8	-1.4	1.8
Dairy product (except frozen) mfg.....	31151		-9.0	0.0	-0.9	-2.0	-1.5	1.9
Fluid milk manufacturing.....	311511		-4.1	0.3	1.4	-1.3	-0.6	-0.5
Primary products.....		311511-P	-5.9	0.1	1.5	-1.6	-0.6	-0.6
Yogurt, except frozen.....		311511-A	5.0	0.2	3.8	0.0	0.1	0.0
Perishable dairy product substitutes.....		311511-D	8.8	0.0	0.0	0.0	0.0	0.0
Fluid milk and cream, bulk sales.....		311511-1	-9.2	-0.3	0.8	-0.6	-0.1	0.3
Fluid milk and related products, packaged (incl. cartons, bottles, cans, etc.) excl. U.H.T.....		311511-5	-10.8	0.4	1.3	-2.8	-1.0	-1.2
Whole fluid milk, packaged, excluding U.H.T. and flavored.....		311511-51	-12.3	1.3	1.6	-3.4	-1.1	-1.5
Fluid milk, lowfat, incl. 2.0, 1.0, and 0.5 percent packaged, excl. U.H.T. and flavored.....		311511-52	-11.4	-0.1	2.3	-3.6	-1.6	-1.6
Fat free or skim milk, packaged, excluding U.H.T. and flavored.....		311511-53	-10.2	0.7	0.4	-4.1	-2.0	-1.7
Other fluid milk related products, incl. heavy & light cream, unflavored sour cream, etc.....		311511-59	-6.7	-0.6	0.0	-0.1	0.4	0.1
Cottage cheese (including bakers', pot, and farmers' cheese).....		311511-7	-1.8	-0.4	-0.5	0.7	-0.3	0.4
Other packaged milk products incl. flavored milks, eggnog, buttermilk etc.....		311511-9	-1.8	-0.3	1.0	-1.1	-0.7	-0.6
Secondary products and miscellaneous receipts.....		311511-SM						
Miscellaneous receipts.....		311511-M	-3.0	0.1	-2.4	0.1	0.8	0.0
Secondary products.....		311511-S	10.7	2.0	1.1	0.3	-0.7	0.2
Creamery butter manufacturing.....	311512		-10.2	-1.0	2.6	-1.5	3.0	9.1
Primary products.....		311512-P	-10.2	-1.0	2.6	-1.5	3.0	9.0
Creamery butter.....		311512-0	-10.2	-1.0	2.6	-1.5	3.0	9.0
Cheese manufacturing.....	311513		-7.8	-0.2	-3.7	-2.5	-3.0	4.7
Primary products.....		311513-P	-4.7	-0.1	-3.3	-2.4	-2.9	6.5
Raw liquid whey.....		311513-A	-38.8	1.9	-1.3	-4.0	-3.9	-0.7
Natural cheese (cheddar, Swiss, Italian, brick, cream, grated, dried etc.) excl. cottage cheese.....		311513-1	-4.4	-0.2	-3.6	-2.7	-2.4	6.2
Natural cheese, except lowfat, shipped in consumer packages or containers (3 lbs. or less).....		311513-1111	-2.8	-0.3	-0.3	-0.3	0.0	-0.8
Natural cheese, except lowfat, shipped in packages or containers (more than 3 lbs.) or bulk.....		311513-1121	-6.3	0.0	-6.2	-4.7	-4.9	12.9
Lowfat natural cheese, except cottage cheese, shipped in consumer packages (3 lbs. or less).....		311513-1131	1.7	0.1	-0.3	-0.1	0.2	0.2
Lowfat natural cheese, except cottage cheese, shipped in packages (more than 3 lbs.) or in bulk.....		311513-1141	-7.0	-0.7	-9.3	-7.0	-6.2	19.5
Process cheese and related products.....		311513-4	-5.5	0.1	-1.8	-1.0	-5.3	8.7
Process cheese, shipped in consumer packages or containers (3 lbs. or less).....		311513-41	-1.6	1.1	-2.4	-0.3	-4.1	8.2
All other process cheese and related products.....		311513-49	-8.6	-0.7	-1.3	-1.5	-6.3	9.2
Process cheese, shipped in packages or containers (more than 3 lbs.) or in bulk.....		311513-4921	-19.4	-5.8	5.1	-3.6	-4.4	-0.9
Cheese food, spread, and other related products.....		311513-4961	3.4	4.2	-7.0	0.5	-8.0	19.3
Secondary products and miscellaneous receipts.....		311513-SM						
Miscellaneous receipts.....		311513-M	2.8	0.0	-0.2	-0.2	0.2	-0.3
Secondary products.....		311513-S	-30.0	-0.5	-7.0	-3.3	-4.5	-9.9
Dry, condensed, and evaporated dairy products.....	311514		-21.9	-0.2	-1.2	-2.8	-2.1	-1.9
Primary products.....		311514-P	-23.4	-0.1	-1.5	-3.0	-2.7	-2.3
Ice cream mixes and related products.....		311514-A	-6.3	0.2	-0.5	-0.7	0.5	-0.1
Dairy product substitutes.....		311514-D	10.1	0.0	0.0	5.8	0.0	0.0
Dry milk products and mixtures.....		311514-1	-36.8	-0.3	-2.4	-5.9	-4.7	-4.7

See footnotes at end of table.

Table 12. Producer price index percentage changes for the net output of selected industries and their products, not seasonally adjusted — Continued
 [August 2023]

Title ¹	Industry code	Product code	Unadjusted 12-month percent change ²	Unadjusted 1-month percent change ²				
				Aug. 2022 to Aug. 2023 ^P	Mar. to Apr.	Apr. to May ^P	May to June ^P	June to July ^P
Dry, condensed, and evaporated dairy products - Continued								
Milk products, shipped in consumer-type cans, excluding substitutes.....		311514-5	0.7	0.0	-0.1	-0.1	0.2	0.4
Concentrated milk products shipped in bulk (barrels, drums, and tanks).....		311514-7	-31.2	0.9	0.0	-7.2	-1.5	3.6
Secondary products and miscellaneous receipts.....		311514-SM						
Secondary products.....		311514-S	-13.6	-0.9	—	—	—	—
Ice cream and frozen dessert mfg.....	31152		1.9	0.8	0.0	0.1	0.1	0.0
Ice cream and frozen dessert manufacturing.....	311520		1.9	0.8	0.0	0.1	0.1	0.0
Primary products.....		311520-P	2.3	0.9	0.0	0.1	0.1	0.1
Ice cream and frozen dessert manufacturing.....		311520-0	2.3	0.9	0.0	0.1	0.1	0.1
Ice cream, incl. custards (excl. lowfat and nonfat) shipped in bulk (containers 3 gal or more).....		311520-01	-1.8	0.0	-0.1	0.1	-0.1	-0.3
Ice cream, incl. custards (excl. lowfat and nonfat) shipped in sizes less than 3 gallons.....		311520-02	2.8	1.5	-0.1	-0.1	0.1	0.2
Ice cream, including custards (excluding lowfat and nonfat), novelty forms.....		311520-03	2.6	0.0	0.0	0.3	0.0	0.0
Ice cream, including custards, lowfat and nonfat.....		311520-04	1.2	0.2	0.0	0.0	-0.1	0.0
Frozen desserts containing fats other than butterfat (incl. soy, rice, almond, oats, etc.).....		311520-06	—	-0.1	0.2	0.8	0.0	0.2
Other frozen desserts (yogurt, sherbet, water ices, mellorine, frozen pudding, gelato, etc.).....		311520-09	3.5	0.8	-0.4	0.1	0.9	-0.3
Secondary products and miscellaneous receipts.....		311520-SM						
Miscellaneous receipts.....		311520-M	5.7	0.2	-0.2	0.1	0.1	0.0
Secondary products.....		311520-S	—	0.1	0.5	0.0	-0.2	0.0
Animal slaughtering & processing.....	31161		-5.2	-1.0	1.8	1.8	0.4	-0.6
Animal, except poultry, slaughtering.....	311611		7.4	-2.7	6.0	4.1	1.4	-1.9
Primary products.....		311611-P	7.7	-2.5	6.0	4.1	1.5	-2.0
Pork, fresh/frozen, unprocessed, all cuts, except sausage, made in slaughtering plants.....		311611-A	-9.1	-12.3	-0.5	6.0	13.3	-4.3
Pork, processed or cured, not canned or made into sausage, made in slaughtering plants.....		311611-G	32.0	-0.5	0.9	4.6	-5.1	12.7
Fresh and processed sausage, deli, and cooked meats, made in slaughtering plants.....		311611-J	-0.8	-0.6	-5.5	3.5	2.9	3.0
Hides, skins, and pelts, made in slaughtering plants.....		311611-Q	-4.9	-0.4	0.8	-3.9	-1.8	3.8
Miscellaneous byproducts of slaughtering plants.....		311611-R	-7.2	-5.5	-2.4	0.5	13.5	2.6
Beef, fresh or frozen, not canned or made into sausage, made in slaughtering plants.....		311611-1	16.6	0.9	10.6	4.5	-3.1	-3.5
Beef, fresh/frozen whole/half carcass, not canned or made into sausage, misp.....		311611-10	16.9	5.1	-3.9	14.2	-8.7	5.0
Beef, fresh/frozen variety meats, not canned or made into sausage, made in slaughtering plants.....		311611-16	19.7	-0.9	9.1	0.1	-1.6	1.0
Beef, fresh/frozen, primal and subprimal cuts, made in slaughtering plants.....		311611-17	16.6	0.6	12.1	4.0	-2.7	-4.5
Lamb/mutton, fresh or frozen, not canned or made into sausage, made in slaughtering plants.....		311611-7	57.9	-1.2	0.9	-0.7	-0.2	0.1
Secondary products and miscellaneous receipts.....		311611-SM						
Miscellaneous receipts.....		311611-M	—	-0.1	-2.4	-0.3	2.8	—
Secondary products.....		311611-S	-18.6	-19.0	1.5	3.5	-5.3	3.7
Meat processed from carcasses.....	311612		2.3	0.5	0.3	0.4	2.6	0.6
Primary products.....		311612-P	2.4	0.5	0.4	0.4	2.7	0.6
Other processed, frozen, or cooked meats, made from purchased carcasses.....		311612-A	8.2	1.6	3.0	1.0	4.5	-1.7
Boxed meat (beef, pork, lamb, etc.), made from purchased carcasses.....		311612-A1	11.4	2.6	0.6	-1.1	6.3	0.6
Frozen ground meat patties and other processed, frozen, or cooked meats, mfpc.....		311612-A5	6.1	1.3	3.8	1.7	4.0	-2.4
Pork, processed or cured, not canned or made into sausage, mfpc.....		311612-1	-2.5	-0.6	-1.1	-0.3	0.3	6.6
Pork, sweet-pickled, dry-cured, or dry salt, not canned or made into sausage, mfpc.....		311612-11	0.5	0.0	0.1	0.3	0.8	-0.3
Smoked hams and picnics, excluding canned, made from purchased carcasses.....		311612-12	3.9	-0.4	-0.8	0.4	0.2	1.0
Smoked slab bacon, made from purchased carcasses.....		311612-13	-18.1	-8.0	2.9	-1.3	-1.1	10.8
Smoked sliced bacon, made from purchased carcasses.....		311612-14	-4.3	-0.3	-3.2	-0.6	0.5	14.9
Other smoked pork, not canned or made into sausage, made from purchased carcasses.....		311612-15	-2.6	-0.3	2.7	-1.5	0.2	-0.7
Boiled ham, barbecue pork, and other cooked pork, except canned meats and sausage, mfpc.....		311612-16	-6.2	0.8	0.2	0.0	-0.1	0.0
Sausage and similar products, excluding canned, made from purchased carcasses.....		311612-4	-4.8	-0.3	-2.2	-0.3	1.8	-0.2
Fresh sausage (pork sausage, breakfast links, etc.), excluding canned, mfpc.....		311612-41	-8.5	-2.4	-6.0	0.4	4.9	-0.1
Dry or semidry sausage (salami, cervelat, pepperoni, summer sausage, pork roll, etc), mfpc.....		311612-42	-7.5	1.0	-1.1	-1.0	-0.5	-0.3
Frankfurters, including wieners, excluding canned, made from purchased carcasses.....		311612-43	-0.2	0.4	1.6	-0.1	0.5	-0.3

See footnotes at end of table.

Table 12. Producer price index percentage changes for the net output of selected industries and their products, not seasonally adjusted — Continued
 [August 2023]

Title ¹	Industry code	Product code	Unadjusted 12-month percent change ²	Unadjusted 1-month percent change ²				
			Aug. 2022 to Aug. 2023 ^P	Mar. to Apr.	Apr. to May ^P	May to June ^P	June to July ^P	July to Aug. ^P
Meat processed from carcasses - Continued								
Other sausage (smoked or cooked) & jellied goods & similar preparations, excluding canned, mfpc.....		311612-44	1.1	0.5	-0.7	-0.4	2.0	0.0
Secondary products and miscellaneous receipts.....		311612-SM						
Secondary products.....		311612-S	-4.5	0.0	-2.6	-0.3	-1.8	-0.2
Rendering and meat byproduct processing.....	311613		-9.4	0.7	-2.2	-1.8	-1.2	3.4
Primary products.....		311613-P	-9.4	0.7	-2.2	-1.8	-1.2	3.1
Lard, inedible tallow, and other greases, excluding wool grease.....		311613-2	-20.0	-2.8	-3.9	0.6	-0.6	4.7
Animal and marine feed and fertilizer byproducts.....		311613-5	-1.5	2.7	-1.3	-3.2	-1.6	2.3
Meat and bone meal.....		311613-51	-9.5	6.7	-2.5	-3.2	-1.8	2.3
Animal and marine feed and fertilizer byproducts, except meat and bone meal..		311613-52	4.9	-0.7	-0.2	-3.1	-1.4	2.2
Secondary products and miscellaneous receipts.....		311613-SM						
Poultry processing.....	311615		-25.6	0.0	-2.5	-0.2	-3.3	0.2
Primary products.....		311615-P	-25.9	0.0	-2.5	-0.3	-3.3	0.2
Processed poultry and small game (except soups), containing 20 percent or more poultry or meat.....		311615-D	-32.9	-0.1	-3.5	3.2	-6.3	4.7
Young chickens, including bulk, chilled, frozen, whole, and in parts.....		311615-1	-20.2	2.1	-0.4	-0.2	-2.1	-1.2
Turkeys (including frozen, whole, and parts).....		311615-7	-35.7	-6.8	-8.9	-7.4	-3.1	-3.2
Other poultry and small game (including frozen), whole, and parts.....		311615-9	7.3	0.0	-0.9	0.2	-1.1	0.0
Secondary products and miscellaneous receipts.....		311615-SM						
Secondary products.....		311615-S	-17.8	3.9	-4.2	4.7	-0.6	3.8
Seafood product preparation & packaging.....	3117		-2.6	-0.3	-1.1	-0.6	0.7	-1.4
Seafood product preparation and packaging.....	31171		-2.6	-0.3	-1.1	-0.6	0.7	-1.4
Seafood product preparation and packaging.....	311710		-2.6	-0.3	-1.1	-0.6	0.7	-1.4
Primary products.....		311710-P	-2.7	-0.3	-1.1	-0.6	0.7	-1.4
Prepared frozen shellfish.....		311710-3	-18.8	-1.8	-5.5	-1.8	-2.8	-3.4
Prepared fresh fish/seafood, inc. surimi/surimi-based products.....		311710-6	-2.0	-2.5	-0.8	-0.2	0.8	-1.0
Prepared frozen fish.....		311710-7	-8.1	0.0	0.1	-3.1	0.1	-2.1
Other prepared fresh and frozen seafood.....		311710-9	25.9	0.2	0.6	5.2	5.8	0.1
Secondary products and miscellaneous receipts.....		311710-SM						
Secondary products.....		311710-S	-	0.9	0.6	0.0	0.0	0.2
Bakeries & tortilla mfg.....	3118		5.2	-0.8	0.3	0.3	0.0	0.2
Bread & bakery product mfg.....	31181		5.7	0.1	-0.1	0.5	0.1	0.2
Retail bakeries.....	311811		4.0	0.0	0.3	0.0	0.0	-0.2
Primary products.....		311811-P	4.4	0.0	0.3	0.0	0.0	-0.2
Retail bakery products.....		311811-0	4.4	0.0	0.3	0.0	0.0	-0.2
Secondary products and miscellaneous receipts.....		311811-SM						
Commercial bakeries.....	311812		5.7	0.1	-0.2	0.6	0.1	0.2
Primary products.....		311812-P	5.8	0.1	-0.3	0.6	0.1	0.3
Bread (white, wheat, rye, etc.), including frozen.....		311812-1	5.4	-0.7	-0.3	1.2	2.0	-0.6
White pan bread.....		311812-15	4.1	-0.1	0.3	0.5	2.4	-1.6
White hearth bread (French, Italian, etc.).....		311812-16	3.1	0.0	0.2	0.0	0.4	-0.1
Dark wheat breads (whole wheat, cracked wheat, multigrain, etc.).....		311812-17	8.0	-1.8	1.6	1.6	3.4	0.0
Other variety breads (rye, unleavened, raisin, potato, self-rising, salt-free, canned, etc.).....		311812-18	6.9	-1.2	-3.2	2.8	0.9	0.3
Rolls, bread-type (including muffins, bagels, and croissants), including frozen.....		311812-5	6.1	1.0	-1.6	0.2	-1.6	1.1
Rolls, hamburger and wiener.....		311812-51	3.5	2.5	-1.2	-2.8	-2.3	0.0
All other rolls, bread-type (incl. muffins, bagels, and croissants).....		311812-59	7.6	-0.2	-2.0	2.9	-1.0	2.0
Soft cakes, excluding frozen.....		311812-7	3.6	-0.5	2.0	1.2	-0.4	0.7
Other sweet goods, excluding frozen.....		311812-9	10.8	0.4	1.7	0.0	0.0	0.0
Secondary products and miscellaneous receipts.....		311812-SM						
Miscellaneous receipts.....		311812-M	3.9	0.3	0.3	0.0	0.3	0.3
Secondary products.....		311812-S	4.9	0.2	0.4	0.0	0.0	0.0
Frozen cakes and other pastries manufacturing.....	311813		7.1	0.2	0.3	0.3	0.0	0.1
Primary products.....		311813-P	7.1	0.2	0.3	0.3	0.0	0.0
Frozen cakes, pies, and other pastries.....		311813-0	7.1	0.2	0.3	0.3	0.0	0.0
Secondary products and miscellaneous receipts.....		311813-SM						
Secondary products.....		311813-S	-	0.3	0.2	0.2	0.0	-
Cookie, cracker & pasta mfg.....	31182		3.2	-2.7	1.0	0.0	-0.2	0.1
Cookie and cracker manufacturing.....	311821		3.1	0.0	2.0	0.0	0.0	0.0
Primary products.....		311821-P	2.7	0.0	2.3	0.0	0.0	0.0
Crackers, biscuits, and related products.....		311821-2	0.2	0.0	0.0	0.0	0.1	0.0

See footnotes at end of table.

Table 12. Producer price index percentage changes for the net output of selected industries and their products, not seasonally adjusted — Continued
[August 2023]

Title ¹	Industry code	Product code	Unadjusted 12-month percent change ²	Unadjusted 1-month percent change ²				
				Aug. 2022 to Aug. 2023 ^P	Mar. to Apr.	Apr. to May ^P	May to June ^P	June to July ^P
Cookie and cracker manufacturing - Continued								
Saltines and all other crackers, cracker meal and crumbs, and biscuits.....		311821-24	0.2	0.0	0.0	0.0	0.1	0.0
Cookies, wafers, and ice cream cones and cups (excluding frozen).....		311821-4	4.5	0.0	3.8	0.0	0.0	0.0
Secondary products and miscellaneous receipts.....		311821-SM						
Secondary products.....		311821-S	9.2	0.0	0.0	0.0	0.0	0.0
Dry pasta, dough, and flour mixes manufacturing from purchased flour.....								
Primary products.....	311824	311824-P	3.2	-4.6	0.2	0.1	-0.4	0.1
Prepared flour mixes (incl refrigerated & frozen doughs & batters) made from purchased flour.....		311824-1	3.3	-4.9	0.1	0.1	-0.5	0.2
Flour mixes (refrigerated & frozen doughs & batters), ex cake mixes, made from purchased flour.....		311824-12	4.1	-3.0	0.1	0.1	0.3	0.3
Dry macaroni, spaghetti and egg noodle products (excluding canned or frozen) ..		311824-3	3.8	-3.2	0.1	0.1	0.3	0.3
Secondary products and miscellaneous receipts.....		311824-SM	1.6	-8.4	0.0	0.0	-2.0	0.0
Secondary products.....		311824-S	-2.3	2.0	2.9	-0.3	0.9	-1.8
Tortilla mfg.....	31183		10.9	0.3	0.5	-0.3	0.4	1.4
Tortilla manufacturing.....								
Primary products.....	311830	311830-P	10.9	0.3	0.5	-0.3	0.4	1.4
Tortillas, sold in bulk or packages, excluding frozen or canned.....		311830-0	11.7	0.3	0.5	-0.3	0.5	1.4
Secondary products and miscellaneous receipts.....		311830-SM	11.7	0.3	0.5	-0.3	0.5	1.4
Miscellaneous receipts.....		311830-M	7.6	0.0	0.7	0.0	0.0	0.0
Secondary products.....		311830-S	8.0	0.6	-0.7	-0.3	-0.4	1.1
Other food manufacturing.....	3119		2.7	0.6	-1.5	-1.5	0.4	1.2
Snack food mfg.....	31191		9.0	0.2	3.3	0.2	1.2	0.3
Roasted nuts and peanut butter manufacturing.....								
Primary products.....	311911	311911-P	2.8	0.7	1.1	0.9	3.9	0.1
Nuts and seeds (salted, roasted, cooked, or blanched).....		311911-1	2.8	0.8	1.1	0.9	4.0	0.1
Nuts (salted, roasted, cooked, or blanched), sold in bulk.....		311911-11	2.7	0.8	1.3	0.5	4.6	0.1
Canned nuts (salted, roasted, cooked, or blanched).....		311911-11	-0.3	1.0	1.3	0.5	5.0	0.0
All other packaged nuts, including all types of seeds (salted, roasted, cooked, or blanched).....		311911-12	-1.3	-2.9	2.3	0.0	0.0	0.0
Peanut butter.....		311911-13	-0.1	0.0	0.6	0.0	0.5	1.4
Secondary products and miscellaneous receipts.....		311911-4	5.0	0.5	-0.4	4.6	-0.1	0.0
Secondary products.....		311911-SM						
Secondary products.....		311911-S	10.3	0.0	0.1	0.8	1.8	3.0
Other snack food manufacturing.....								
Primary products.....	311919	311919-P	12.0	0.0	4.4	-0.1	0.0	0.5
Potato chips and sticks, plain and flavored.....		311919-1	12.5	0.0	4.5	-0.1	-0.1	0.5
Corn chips and related products.....		311919-1	14.8	-0.1	6.7	-0.1	-0.1	0.0
Other chips, sticks (hard pretzels, bacon rinds, popcorn (except candied), etc.)...		311919-4	10.2	0.0	0.0	-0.5	0.0	1.3
Secondary products and miscellaneous receipts.....		311919-7	12.3	0.0	7.2	0.2	0.0	0.0
Secondary products.....		311919-SM						
Coffee & tea mfg.....	31192		13.4	0.2	0.3	-0.1	0.0	7.0
Coffee and tea manufacturing.....								
Primary products.....	311920	311920-P	13.4	0.2	0.3	-0.1	0.0	7.0
Roasted coffee.....		311920-1	13.9	0.2	0.3	-0.1	0.0	7.0
Coffee, concentrated, including coffee substitutes.....		311920-1	14.3	0.4	0.2	-0.1	0.0	7.8
Tea in consumer packages.....		311920-5	2.9	0.0	0.0	0.0	0.0	2.9
Secondary products and miscellaneous receipts.....		311920-7	15.8	-0.7	0.5	-0.1	0.2	1.1
Miscellaneous receipts.....		311920-SM						
Miscellaneous receipts.....		311920-M	0.0	0.0	0.0	0.0	0.0	0.0
Flavoring syrup & concentrate mfg.....	31193		4.8	0.8	-0.8	0.1	-0.1	0.0
Flavoring syrup and concentrate manufacturing.....								
Primary products.....	311930	311930-P	4.9	0.8	-0.8	0.1	-0.1	0.0
Liquid beverage bases, excluding use by soft drink bottlers.....		311930-1	5.3	0.8	-0.8	0.4	0.0	0.0
Soft drink flavoring syrup, sold in bulk.....		311930-1	3.3	2.8	-2.7	1.2	0.0	0.0
Other flavoring agents (except chocolate syrups).....		311930-6	7.5	0.0	0.0	0.0	0.0	0.0
Secondary products and miscellaneous receipts.....		311930-8	3.6	0.0	0.0	0.0	0.0	0.0
Secondary products.....		311930-SM						
Secondary products.....		311930-S	-	0.0	0.0	-	-	-
Seasoning & dressing mfg.....	31194		7.4	0.7	-0.1	-0.1	1.9	0.1
Mayonnaise, dressing, and sauce manufacturing.....								
Primary products.....	311941	311941-P	13.2	1.3	-0.2	-0.4	3.7	0.2
Vinegar and cider.....		311941-1	12.9	1.4	-0.5	-0.4	4.2	0.0
Prepared sauces, excluding tomato-based sauces and sauces comprised of 20 percent or more meat.....		311941-1	4.6	4.1	0.0	0.0	0.0	0.0
Mayonnaise, salad dressings, and sandwich spreads.....		311941-4	19.8	2.5	0.0	-0.5	8.0	0.0
		311941-7	7.4	0.0	-1.2	-0.3	0.7	0.0

See footnotes at end of table.

Table 12. Producer price index percentage changes for the net output of selected industries and their products, not seasonally adjusted — Continued
 [August 2023]

Title ¹	Industry code	Product code	Unadjusted 12-month percent change ²	Unadjusted 1-month percent change ²				
				Aug. 2022 to Aug. 2023 ^P	Mar. to Apr.	Apr. to May ^P	May to June ^P	June to July ^P
Mayonnaise, dressing, and sauce manufacturing - Continued								
Spoon-type salad dressing incl. mayonnaise, sandwich spreads, refrigerated dressings, semisolid.....		311941-75	4.6	0.0	-1.9	-0.5	1.9	0.0
Pourable-type salad dressing (reduced calorie, cheese, vinegar and oil, etc.)....		311941-76	10.3	0.0	0.0	0.0	-1.0	0.0
Secondary products and miscellaneous receipts.....		311941-SM						
Miscellaneous receipts.....		311941-M	2.1	2.1	0.0	0.0	0.0	0.0
Secondary products.....		311941-S	15.0	0.1	2.6	0.0	-0.6	2.0
Spice and extract manufacturing.....	311942		2.0	0.0	0.1	0.1	0.0	0.0
Primary products.....		311942-P	2.1	0.0	0.1	0.1	0.0	0.0
Table salt (evaporated), pepper (white and black), and other spices.....		311942-1	0.9	0.0	0.3	0.3	-0.1	0.0
Pepper and other spices in commercial sizes (1 lb or more).....		311942-16	1.7	0.0	0.0	0.6	-0.2	0.0
Flavoring extracts, emulsions, liquid flavors, and food colorings.....		311942-6	1.9	0.0	0.0	0.0	0.0	0.0
Dry mix food preparations.....		311942-7	3.8	0.0	-0.1	0.0	0.0	0.0
Secondary products and miscellaneous receipts.....		311942-SM						
All other food mfg.....	31199		-11.0	1.1	-8.7	-5.9	-1.4	0.8
Perishable prepared food manufacturing.....	311991		3.9	0.0	4.1	-0.8	-2.7	0.7
Primary products.....		311991-P	4.6	0.0	4.2	-0.9	-2.8	0.7
Perishable prepared foods.....		311991-0	4.6	0.0	4.2	-0.9	-2.8	0.7
Secondary products and miscellaneous receipts.....		311991-SM						
Miscellaneous receipts.....		311991-M	4.0	0.0	1.6	0.0	0.0	0.0
All other miscellaneous food manufacturing.....	311999		-22.6	2.0	-18.7	-11.0	0.1	0.9
Primary products.....		311999-P	-23.6	3.0	-20.2	-11.8	0.1	0.8
All other miscellaneous manufactured foods.....		311999-0	-23.6	3.0	-20.2	-11.8	0.1	0.8
Secondary products and miscellaneous receipts.....		311999-SM						
Beverage & tobacco mfg.....	312		7.6	-0.2	1.7	0.1	-0.4	0.8
Beverage mfg.....	3121		5.9	-0.4	1.5	0.1	-1.1	0.6
Soft drink & ice mfg.....	31211		8.6	-0.9	3.1	0.7	-2.1	1.2
Soft drink manufacturing.....	312111		8.6	-1.0	3.5	0.9	-2.4	0.6
Primary products.....		312111-P	8.2	-1.0	3.5	1.0	-2.5	0.6
Soft drinks, non-carbonated.....		312111-A	8.1	-3.1	12.1	1.1	-7.4	1.4
Soft drinks, non-carbonated, all other types.....		312111-A3	10.3	0.1	-1.1	0.8	-0.5	0.2
Soft drinks, non-carbonated, fruit drinks, cocktails, ades.....		312111-A4	3.2	-4.8	19.2	1.3	-10.4	2.0
Soft drinks, bottled, canned, glass, plastic, carbonated.....		312111-2	8.3	-0.1	0.0	0.9	-0.3	0.3
Secondary products and miscellaneous receipts.....		312111-SM						
Miscellaneous receipts.....		312111-M	5.8	0.0	6.6	-2.4	-0.5	1.0
Secondary products.....		312111-S	6.9	0.1	0.3	-1.1	1.4	-0.4
Bottled water manufacturing.....	312112		8.6	-0.2	0.8	-0.7	-0.6	4.7
Primary products.....		312112-P	8.7	-0.2	0.7	-0.7	-0.6	4.8
Bottled water.....		312112-0	8.7	-0.2	0.7	-0.7	-0.6	4.8
Secondary products and miscellaneous receipts.....		312112-SM						
Secondary products.....		312112-S2	-	-0.2	2.8	0.1	0.0	-
Ice manufacturing.....	312113		18.5	0.0	1.0	0.1	0.8	0.0
Primary products.....		312113-P	19.0	0.0	1.0	0.1	0.8	0.0
Ice, manufactured (cubed, crushed, etc.), including can or block.....		312113-0	19.0	0.0	1.0	0.1	0.8	0.0
Secondary products and miscellaneous receipts.....		312113-SM						
Miscellaneous receipts.....		312113-M	1.0	0.0	0.0	0.0	0.0	0.0
Breweries.....	31212		2.2	-0.1	0.0	-0.1	0.0	0.0
Breweries.....	312120		2.2	-0.1	0.0	-0.1	0.0	0.0
Primary products.....		312120-P	1.9	-0.1	0.0	-0.1	0.0	0.0
Canned beer and ale case goods.....		312120-1	1.8	-0.2	0.0	0.0	0.0	0.0
Bottled beer and ale case goods.....		312120-5	2.3	-0.1	0.0	-0.1	0.0	0.0
Beer and ale in barrels and kegs.....		312120-7	0.9	0.1	-0.1	-0.2	0.0	0.0
All other malt beverages and brewing products.....		312120-9	4.7	-0.3	0.1	0.1	-0.2	0.3
Secondary products and miscellaneous receipts.....		312120-SM						
Miscellaneous receipts.....		312120-M	-3.3	0.0	0.0	0.0	0.0	0.0
Wineries.....	31213		7.5	0.5	0.3	0.1	-0.1	0.2
Wineries.....	312130		7.5	0.5	0.3	0.1	-0.1	0.2
Primary products.....		312130-P	7.7	0.3	0.3	0.1	-0.2	0.2
Wines, brandy, and brandy spirits.....		312130-0	7.7	0.3	0.3	0.1	-0.2	0.2
Wines, white, red, and rose grape, and other fruits, 14 percent or less alcohol...		312130-08	3.6	0.3	0.3	0.1	-0.3	0.3
Wines, white grape, 14 percent or less alcohol content.....		312130-0811	5.9	0.3	0.3	0.0	0.0	0.0

See footnotes at end of table.

Table 12. Producer price index percentage changes for the net output of selected industries and their products, not seasonally adjusted — Continued
 [August 2023]

Title ¹	Industry code	Product code	Unadjusted 12-month percent change ²	Unadjusted 1-month percent change ²				
			Aug. 2022 to Aug. 2023 ^P	Mar. to Apr.	Apr. to May ^P	May to June ^P	June to July ^P	July to Aug. ^P
Wineries - Continued								
Wines, red grape, 14 percent or less alcohol content		312130-0821	1.6	0.4	0.4	0.2	-0.5	0.5
Wines, rose grape and other fruits and berries, 14 percent or less alcohol. . .		312130-0831	2.3	0.0	0.0	0.0	0.0	0.0
Wines, dessert, effervescent, and wine coolers		312130-09	3.7	0.2	0.2	0.0	0.0	0.0
All other wines, brandy, and brandy spirits		312130-0B	22.9	0.4	0.3	0.5	0.2	0.0
Secondary products and miscellaneous receipts		312130-SM						
Miscellaneous receipts		312130-M	10.2	6.5	0.0	0.0	1.9	0.0
Distilleries	31214		1.5	-0.2	0.2	-2.8	-0.4	0.0
Distilleries	312140		1.5	-0.2	0.2	-2.8	-0.4	0.0
Primary products		312140-P	1.5	-0.2	0.2	-2.8	-0.4	0.0
Distilled liquor, excluding brandy		312140-2	2.2	0.0	0.0	-5.7	-0.9	0.0
Distilled whiskey, all other distilled liquor, excluding brandy		312140-22	-3.6	0.0	0.0	-5.7	-0.9	0.0
Bottled liquor, excluding brandy		312140-5	0.7	-0.3	0.3	-0.1	0.0	0.0
Bottled whiskey		312140-5B	0.7	0.0	0.1	-0.1	0.0	0.0
Bottled gin, vodka, rum, cordials, cocktails, and similiar compounds		312140-5C	1.1	-0.8	0.7	0.0	0.0	0.0
Secondary products and miscellaneous receipts		312140-SM						
Miscellaneous receipts		312140-M	7.2	0.0	0.0	0.0	0.0	0.0
Tobacco mfg.	3122		10.6	0.1	1.9	0.0	1.0	1.2
Tobacco manufacturing	31223		10.6	0.1	1.9	0.0	1.0	1.2
Tobacco manufacturing	312230		10.6	0.1	1.9	0.0	1.0	1.2
Primary products		312230-P	10.7	0.1	1.9	0.0	1.0	1.2
Tobacco stemming and redrying		312230-0	2.6	0.3	0.0	0.0	0.0	-0.2
Tobacco, unstemmed leaf, redried before packing		312230-01	3.5	0.5	0.0	-0.1	0.0	0.1
Tobacco, stemmed		312230-04	1.5	0.0	0.0	0.0	0.0	-0.7
Cigarettes, excluding electronic		312230-1	11.6	0.0	1.9	0.0	1.1	1.4
Other tobacco products		312230-9	6.5	0.8	2.3	0.2	0.2	0.0
Cigars		312230-91	7.3	4.7	0.2	1.3	1.0	0.0
Chewing and smoking tobacco		312230-94	6.2	0.0	2.9	0.0	0.0	0.0
Secondary products and miscellaneous receipts		312230-SM						
Textile mills	313		-4.3	0.2	-0.4	-0.1	-0.3	-0.2
Fiber, yarn, and thread mills	3131		-15.5	-1.0	-1.0	0.3	0.3	-0.2
Fiber, yarn, and thread mills	31311		-15.5	-1.0	-1.0	0.3	0.3	-0.2
Fiber, yarn, and thread mills	313110		-15.5	-1.0	-1.0	0.3	0.3	-0.2
Primary products		313110-P	-15.5	-1.0	-1.0	0.3	0.3	-0.2
Spun yarns		313110-4	-22.4	0.0	-0.2	0.1	0.0	0.1
Cotton spun yarns		313110-42	-20.7	0.0	-0.2	0.4	0.0	0.0
Rayon, acetate, and lyocell spun yarns		313110-45	-3.1	0.0	0.0	0.0	0.0	0.0
Noncellulosic fiber and other natural fiber (excluding cotton and wool) spun yarns		313110-47	-22.8	0.4	-0.9	-0.4	-0.1	1.0
Other noncellulosic fiber & other natural fiber yarns, spun & finished in the same est.		313110-475	-	1.2	-2.8	-1.7	0.0	0.0
Textured and twisted yarns		313110-6	-6.3	-2.0	-2.0	0.4	0.6	-0.6
Textured/crimped/bulked filament yarns, incl. stretch yarn, made from purchased filament yarn		313110-6H	-	-2.1	-1.9	0.6	0.6	-0.6
Fabric mills	3132		-0.4	0.1	-0.2	-0.2	-0.3	-0.3
Broadwoven fabric mills	31321		2.2	0.8	0.0	0.1	-0.7	-0.2
Broadwoven fabric mills	313210		2.2	0.8	0.0	0.1	-0.7	-0.2
Primary products		313210-P	2.0	0.8	0.0	0.1	-0.7	-0.2
Fabricated textile products, made in weaving mills		313210-W	-9.1	-2.9	-0.4	0.6	0.0	-3.5
Cotton broadwoven fabrics		313210-4	3.5	3.3	0.2	0.0	-2.4	0.0
Manmade, silk, and other natural fiber (excluding cotton and wool) broadwoven fabrics		313210-8	0.5	0.1	-0.1	0.0	-0.1	-0.1
Greige manmade, silk, and other natural fiber (exc cotton/wool) broadwoven fabrics		313210-81	0.2	0.0	-0.2	0.0	-0.1	-0.1
Finished manmade, silk, & natural fiber (exc cotton/wool) broadwoven, finished in weaving mills		313210-83	1.2	0.3	0.1	0.1	-0.2	0.2
Secondary products and miscellaneous receipts		313210-SM						
Narrow fabric mills and schiffli embroidery	31322		2.1	-0.5	0.8	-0.7	-0.6	0.0
Narrow fabric mills and schiffli embroidery	313220		2.1	-0.5	0.8	-0.7	-0.6	0.0
Primary products		313220-P	2.5	-0.5	0.8	-0.7	-0.6	0.0
Woven narrow fabrics (12 inches or less in width)		313220-2	-0.2	-0.7	0.8	-1.2	-0.9	0.0
Braided narrow fabrics (12 inches or less in width)		313220-4	6.9	0.0	0.0	1.1	0.0	0.0

See footnotes at end of table.

Table 12. Producer price index percentage changes for the net output of selected industries and their products, not seasonally adjusted — Continued
 [August 2023]

Title ¹	Industry code	Product code	Unadjusted 12-month percent change ²	Unadjusted 1-month percent change ²				
			Aug. 2022 to Aug. 2023 ^P	Mar. to Apr.	Apr. to May ^P	May to June ^P	June to July ^P	July to Aug. ^P
Narrow fabric mills and schiffli embroidery - Continued								
Secondary products and miscellaneous receipts.....		313220-SM						
Secondary products.....		313220-S	0.2	0.0	0.0	0.0	0.0	0.0
Nonwoven fabric mills.....	31323		-2.7	-0.2	-0.4	-0.4	-0.1	-0.5
Nonwoven fabric mills.....	313230		-2.7	-0.2	-0.4	-0.4	-0.1	-0.5
Primary products.....		313230-P	-2.8	-0.2	-0.4	-0.4	-0.1	-0.5
Nonwoven fabrics.....		313230-1	-2.7	-0.1	-0.4	-0.2	-0.1	-0.5
Pressed, punched, or needled felts, excluding hats.....		313230-5	-3.5	-2.7	-1.6	-3.5	-0.8	0.5
Secondary products and miscellaneous receipts.....		313230-SM1						
Knit fabric mills.....	31324		2.2	0.1	-0.2	0.1	-0.2	0.0
Knit fabric mills.....	313240		2.2	0.1	-0.2	0.1	-0.2	0.0
Primary products.....		313240-P	2.3	0.1	-0.2	0.1	-0.2	0.0
Weft (circular) knit fabrics.....		313240-2	1.8	0.4	-0.6	-0.1	-0.5	0.0
Weft (circular) knit fabrics, greige goods (excluding hosiery).....		313240-21	-2.2	0.0	-0.6	-0.2	-1.5	0.0
Weft (circular) knit fabrics, knit and finished in the same establishment (excl hosiery).....		313240-23	4.2	0.7	-0.6	0.0	0.0	0.0
Other knit fabrics and laces.....		313240-4	2.9	-0.3	0.1	0.2	0.0	-0.1
Warp knit fabrics, greige goods (excluding hosiery).....		313240-41	-0.6	0.0	-0.6	0.6	0.0	0.0
Warp knit fabrics, knit and finished in same establishment.....		313240-43	5.2	-0.6	0.6	0.0	0.0	-0.2
Secondary products and miscellaneous receipts.....		313240-SM1						
Textile and fabric finishing mills.....	3133		-1.3	1.5	-0.4	-0.1	-0.8	0.0
Textile and fabric finishing mills.....	31331		-3.6	2.2	-0.5	-0.6	-1.0	-0.3
Textile and fabric finishing mills.....	313310		-3.6	2.2	-0.5	-0.6	-1.0	-0.3
Primary products.....		313310-P	-3.9	2.0	-0.5	-0.6	-1.0	-0.3
Textile and fabric finishing, except broadwoven.....		313310-B	-6.3	0.3	0.8	-0.2	-1.8	-0.9
Finished broadwoven fabrics, finished in finishing mills.....		313310-4	-4.6	2.6	-1.0	-0.8	-0.7	-0.1
Commission finishing of cotton broadwoven fabrics.....		313310-43	7.5	0.3	-0.1	0.0	0.0	0.0
Other finished broadwoven fabrics (excl. cotton and wool), finished in finishing mills.....		313310-45	-20.2	2.4	-3.2	-2.7	-2.5	-0.2
Other commission finishing of broadwoven fabrics (excl. cotton & wool).....		313310-47	7.6	0.0	0.0	0.1	0.0	0.0
Secondary products and miscellaneous receipts.....		313310-SM						
Fabric coating mills.....	31332		4.0	0.1	-0.2	0.8	-0.4	0.6
Fabric coating mills.....	313320		4.0	0.1	-0.2	0.8	-0.4	0.6
Primary products.....		313320-P	4.0	0.1	-0.2	0.8	-0.4	0.6
Vinyl coated fabrics, including expanded vinyl coated.....		313320-1	0.6	0.0	-0.4	0.1	0.0	0.9
Rubber coated fabrics, garments, and footwear.....		313320-4	6.5	0.0	-0.3	0.0	0.0	2.4
Coated or laminated fabrics and coated yarns, incl. impregnated fabrics.....		313320-5	5.2	0.2	-0.1	1.3	-0.7	0.3
Secondary products and miscellaneous receipts.....		313320-SM						
Secondary products.....		313320-S	1.2	0.1	0.1	-0.1	-0.4	-1.3
Textile product mills.....	314		2.1	0.2	-0.1	-0.1	0.2	0.0
Textile furnishings mills.....	3141		1.2	0.4	-0.1	-0.4	0.0	0.0
Carpet and rug mills.....	31411		0.2	0.5	-0.2	-0.5	-0.1	0.0
Carpet and rug mills.....	314110		0.2	0.5	-0.2	-0.5	-0.1	0.0
Primary products.....		314110-P	-0.1	0.5	-0.2	-0.5	-0.1	0.0
Carpet and rugs.....		314110-0	-0.1	0.5	-0.2	-0.5	-0.1	0.0
Secondary products and miscellaneous receipts.....		314110-SM						
Curtain and linen mills.....	31412		3.5	0.2	0.0	0.1	0.2	0.0
Curtain and linen mills.....	314120		3.5	0.2	0.0	0.1	0.2	0.0
Primary products.....		314120-P	3.4	0.1	0.0	0.1	0.2	0.0
Curtains and draperies, made from purchased materials.....		314120-1	7.0	0.0	0.0	0.0	0.7	0.0
Other household textile products, made from purchased materials.....		314120-8	2.3	0.2	0.0	0.1	0.0	0.0
Bedspreads, made from purchased materials.....		314120-83	0.0	0.0	0.0	0.0	0.0	0.0
Other household furnishings, made from purchased materials.....		314120-89	2.8	0.2	0.0	0.1	0.0	0.0
Secondary products and miscellaneous receipts.....		314120-SM						
Miscellaneous receipts.....		314120-M	5.0	1.7	0.0	0.0	0.6	0.0
Secondary products.....		314120-S	4.4	0.0	0.0	0.0	0.0	0.0
Other textile product mills.....	3149		3.2	-0.1	-0.1	0.2	0.4	0.1
Textile bag and canvas mills.....	31491		2.9	0.1	0.0	0.0	1.5	0.0
Textile bag and canvas mills.....	314910		2.9	0.1	0.0	0.0	1.5	0.0

See footnotes at end of table.

Table 12. Producer price index percentage changes for the net output of selected industries and their products, not seasonally adjusted — Continued
 [August 2023]

Title ¹	Industry code	Product code	Unadjusted 12-month percent change ²	Unadjusted 1-month percent change ²				
			Aug. 2022 to Aug. 2023 ^P	Mar. to Apr.	Apr. to May ^P	May to June ^P	June to July ^P	July to Aug. ^P
Textile bag and canvas mills - Continued								
Primary products.....		314910-P	2.9	0.1	0.0	0.0	1.7	0.0
Textile bags.....		314910-1	—	0.0	0.0	0.0	0.0	—
Canvas and related products.....		314910-5	2.6	0.1	0.0	0.0	2.0	0.0
Secondary products and miscellaneous receipts.....		314910-SM						
Miscellaneous receipts.....		314910-M	0.0	0.0	0.0	0.0	0.0	0.0
Secondary products.....		314910-S	2.5	0.0	0.0	0.1	0.0	0.0
All other textile product mills.....	31499		3.4	-0.2	-0.2	0.3	-0.1	0.2
Rope, twine, tire cord, and tire fabric mills.....	314994		-5.2	-0.6	-1.0	0.1	-0.6	0.7
Primary products.....		314994-P	-5.8	-0.7	-1.0	0.1	-0.7	0.7
Rope, cordage, and twine.....		314994-4	5.1	0.1	0.2	0.2	0.2	0.9
Tire cord and tire fabrics.....		314994-7	-13.6	-1.3	-2.0	0.0	-1.4	0.5
Secondary products and miscellaneous receipts.....		314994-SM						
Miscellaneous receipts.....		314994-M	9.1	-0.1	0.2	0.3	0.0	-0.1
All other miscellaneous textile product mills.....	314999		6.4	-0.1	0.1	0.3	0.1	0.0
Primary products.....		314999-P	6.9	-0.1	0.1	0.4	0.0	0.0
Embroideries (excluding Schiffli machine products) and embroidery contractors. . .		314999-6	2.9	0.0	0.6	0.0	0.0	0.0
Trimmings and findings, excluding automobile and apparel.....		314999-7	7.0	0.0	0.0	0.0	0.0	0.0
All other miscellaneous fabricated textile products.....		314999-8	7.9	-0.2	0.1	0.5	0.1	0.0
Secondary products and miscellaneous receipts.....		314999-SM						
Miscellaneous receipts.....		314999-M	5.9	0.0	0.0	0.0	0.5	0.0
Secondary products.....		314999-S	1.9	0.3	0.0	0.0	0.0	-0.2
Apparel manufacturing.....	315		2.6	0.0	0.4	0.1	0.1	0.0
Apparel knitting mills.....	3151		1.5	0.0	0.0	0.0	0.7	0.0
Apparel Knitting Mills.....	31512		—	0.0	0.0	0.0	0.7	0.0
Apparel knitting mills.....	315120		—	0.0	0.0	0.0	0.7	0.0
Primary products.....		315120-P	—	0.0	0.0	0.0	0.7	0.0
Hosiery and socks.....		315120-1	0.7	0.0	0.0	0.0	0.9	0.0
Hosiery and socks.....		315120-10	0.7	0.0	0.0	0.0	0.9	0.0
Other apparel knitting mills.....		315120-2	—	0.0	0.0	0.0	0.0	—
Secondary products and miscellaneous receipts.....		315120-SM						
Cut and sew apparel manufacturing.....	3152		2.5	0.0	0.5	0.0	0.0	0.0
Cut and sew apparel contractors.....	31521		7.1	0.0	0.0	0.0	0.0	0.0
Cut and sew apparel contractors.....	315210		7.1	0.0	0.0	0.0	0.0	0.0
Primary products.....		315210-P	7.4	0.0	0.0	0.0	0.0	0.0
Contract receipts for men's and boys' (including unisex) apparel.....		315210-4	8.0	0.0	0.0	0.0	0.0	0.0
Contract receipts for men's and boys' pants, work apparel, and other outerwear.....		315210-48	9.8	0.0	0.0	0.0	0.0	0.0
Secondary products and miscellaneous receipts.....		315210-SM						
Cut and sew apparel manufacturing (except contractors).....	31525		—	0.0	0.7	0.0	0.0	0.0
Cut and sew apparel manufacturing (except contractors).....	315250		—	0.0	0.7	0.0	0.0	0.0
Primary products.....		315250-P	—	0.0	0.7	0.0	0.0	0.0
Men's and boys' cut and sew apparel manufacturing.....		315250-1	3.6	0.0	2.3	0.0	-0.3	0.1
Men's and boys' nightwear, robes, and underwear, made from purchased fabrics.....		315250-11	0.0	0.0	0.0	0.0	0.0	0.0
Men's and boys' suits, coats, and overcoats, made from purchased fabrics. . . .		315250-12	—	0.0	4.9	0.0	0.0	0.0
Men's and boys' shirts, except work shirts, made from purchased fabrics.....		315250-13	4.3	0.0	0.0	0.0	0.0	0.3
Men's and boys' pants, except work pants, made from purchased fabrics.....		315250-14	—	0.0	0.0	—	—	—
Men's and boys' work clothing, made from purchased fabrics.....		315250-15	4.2	0.0	1.9	0.0	-0.1	0.0
Men's and boys' other outerwear, made from purchased fabrics.....		315250-16	3.3	-0.1	0.0	0.0	0.2	0.0
Women's, girls', and infants' cut and sew apparel manufacturing.....		315250-2	-1.4	0.0	0.1	0.1	0.1	0.0
Women's and girls' lingerie and nightwear, made from purchased fabrics.....		315250-21	0.8	0.0	0.8	0.0	0.0	0.0
Women's and girls' blouses and shirts, made from purchased fabrics.....		315250-22	0.1	0.0	0.0	0.0	0.1	0.0
Women's and girls' dresses, made from purchased fabrics.....		315250-23	-4.0	0.0	0.0	0.0	0.2	0.0
Women's and girls' suits, coats, and skirts, made from purchased fabrics.....		315250-24	-3.2	0.0	0.1	0.9	0.7	0.0
Women's and girls' other outerwear, made from purchased fabrics.....		315250-25	0.6	0.0	0.4	0.1	0.0	0.0
Other cut and sew apparel manufacturing.....		315250-3	—	0.1	0.0	0.0	-0.1	0.0
Fur and leather apparel, made from purchased materials.....		315250-31	3.1	0.4	0.0	0.0	-0.5	0.0
All other cut and sew apparel, made from purchased materials.....		315250-32	3.1	0.0	0.0	0.0	0.0	0.0
Secondary products and miscellaneous receipts.....		315250-SM						
Miscellaneous receipts.....		315250-M	—	0.0	0.6	0.0	2.5	0.0
Secondary products.....		315250-S	0.9	0.0	0.0	0.1	0.1	0.2

See footnotes at end of table.

Table 12. Producer price index percentage changes for the net output of selected industries and their products, not seasonally adjusted — Continued
 [August 2023]

Title ¹	Industry code	Product code	Unadjusted 12-month percent change ²	Unadjusted 1-month percent change ²				
				Aug. 2022 to Aug. 2023 ^P	Mar. to Apr.	Apr. to May ^P	May to June ^P	June to July ^P
Accessories and other apparel manufacturing.....	3159		4.5	0.0	0.1	1.1	0.0	0.0
Accessories and other apparel manufacturing.....	31599		4.5	0.0	0.1	1.1	0.0	0.0
Accessories and other apparel manufacturing.....	315990		4.5	0.0	0.1	1.1	0.0	0.0
Primary products.....		315990-P	2.1	0.0	0.1	1.2	0.0	0.0
All other accessories and apparel.....		315990-B	2.3	0.0	0.0	2.0	0.0	0.0
Leather belts, made from purchased materials.....		315990-BC	0.0	0.0	0.0	0.0	0.0	0.0
All other apparel accessories, made from purchased materials.....		315990-BE	2.7	0.0	0.0	2.4	0.0	0.0
Hats, caps, and millinery products.....		315990-4	1.2	0.0	0.2	0.0	0.0	0.0
Men's and boys' fabric, straw, and felt hats, made from purchased materials....		315990-41	0.0	0.0	0.0	0.0	0.0	0.0
Women's, girls', and infants' fabric, straw, and felt hats, made from purchased materials.....		315990-43	0.0	0.0	0.0	0.0	0.0	0.0
Hat bodies and fabric caps, made from purchased materials.....		315990-45	6.1	0.0	1.5	0.0	0.0	0.0
Gloves and mittens, made from purchased materials.....		315990-7	4.6	0.0	0.0	1.9	0.0	0.0
Secondary products and miscellaneous receipts.....		315990-SM						
Miscellaneous receipts.....		315990-M	10.6	0.0	0.0	0.0	0.0	0.0
Secondary products.....		315990-S	2.6	0.0	0.0	0.1	0.0	0.0
Leather and allied product manufacturing.....	316		3.7	0.2	0.0	0.0	1.4	0.2
Leather and hide tanning and finishing.....	3161		-0.8	0.0	-0.2	-0.2	0.0	0.6
Leather and hide tanning and finishing.....	31611		-0.8	0.0	-0.2	-0.2	0.0	0.6
Leather and hide tanning and finishing.....	316110		-0.8	0.0	-0.2	-0.2	0.0	0.6
Primary products.....		316110-P	-0.9	0.0	-0.2	-0.2	0.0	0.6
Finished and unfinished leather.....		316110-1	-1.5	0.0	-0.3	-0.3	0.0	0.6
Tanning or finishing leather owned by others, and furs, dressed and dyed or bleached.....		316110-2	2.5	0.0	0.6	0.0	0.0	0.7
Contract and commission receipts for tanning or finishing leather owned by others.....		316110-21	1.3	0.0	0.0	0.0	0.0	0.0
Secondary products and miscellaneous receipts.....		316110-SM						
Footwear manufacturing.....	3162		4.3	0.5	0.0	0.0	0.1	0.0
Footwear manufacturing.....	31621		4.3	0.5	0.0	0.0	0.1	0.0
Footwear manufacturing.....	316210		4.3	0.5	0.0	0.0	0.1	0.0
Primary products.....		316210-P	4.5	0.5	0.0	0.0	0.1	0.0
Rubber and plastics footwear, including athletic footwear.....		316210-1	-0.2	0.0	0.4	0.0	0.1	0.0
Men's footwear (size 6 and larger), excluding athletic.....		316210-2	8.4	0.7	0.0	0.0	0.1	0.0
Women's footwear (size 4 and larger), excluding athletic.....		316210-5	1.3	0.5	0.0	0.0	0.3	0.0
Secondary products and miscellaneous receipts.....		316210-SM						
Miscellaneous receipts.....		316210-M	4.8	0.8	0.0	0.1	0.0	0.0
Other leather product manufacturing.....	3169		5.6	0.0	0.1	0.1	3.8	0.0
Other leather product manufacturing.....	31699		5.6	0.0	0.1	0.1	3.8	0.0
Other leather and allied product manufacturing.....	316990		-	0.0	0.1	0.1	3.8	0.0
Primary products.....		316990-P	-	0.0	0.1	0.1	3.9	0.0
Women's and children's handbags and purses.....		316990-1	0.6	0.0	0.0	0.1	0.0	0.0
All other leather goods and allied products.....		316990-2	7.2	0.0	0.1	0.1	5.0	0.0
Luggage (including suitcases, travel bags, backpacks, and other types).....		316990-21	13.5	0.0	0.3	0.4	12.1	0.0
Personal leather goods (excluding women's handbags and purses).....		316990-22	1.2	0.4	0.2	0.0	0.0	0.0
Boot and shoe cut stock and findings.....		316990-24	3.6	0.0	0.0	2.0	0.0	0.0
All other miscellaneous leather goods.....		316990-25	3.1	0.0	0.0	-0.4	0.6	0.0
Secondary products and miscellaneous receipts.....		316990-SM						
Miscellaneous receipts.....		316990-M	2.6	0.0	0.0	0.0	0.0	0.0
Wood product manufacturing.....	321		-9.3	-0.3	0.2	-0.3	0.6	-0.7
Sawmills and wood preservation.....	3211		-13.1	-0.3	0.5	-1.5	2.1	-2.8
Sawmills and wood preservation.....	32111		-13.1	-0.3	0.5	-1.5	2.1	-2.8
Sawmills.....	321113		-16.1	-1.2	0.7	-1.6	2.4	-3.5
Primary products.....		321113-P	-17.3	-1.2	0.9	-1.6	2.6	-3.7
Hardwood lumber, made in sawmills.....		321113-1	-27.3	-1.1	2.0	-3.2	-1.8	-2.6
Softwood lumber, made in sawmills.....		321113-3	-18.8	-1.4	0.5	-1.4	5.1	-4.8
Softwood dressed lumber, less than 2 inches in nominal thickness, not edge worked.....		321113-32	-29.4	-3.7	-2.4	-6.9	-5.1	-4.9
Softwood dressed 2-inch lumber, 2 inches in nominal thickness only, not edge worked.....		321113-33	-21.2	-1.4	1.0	-0.2	11.1	-6.9
Softwood dressed lumber and timbers, more than 2 inches in nominal thickness, not edge worked.....		321113-34	-20.0	0.6	2.6	-4.5	-1.9	2.7

See footnotes at end of table.

Table 12. Producer price index percentage changes for the net output of selected industries and their products, not seasonally adjusted — Continued
 [August 2023]

Title ¹	Industry code	Product code	Unadjusted 12-month percent change ²	Unadjusted 1-month percent change ²				
			Aug. 2022 to Aug. 2023 ^P	Mar. to Apr.	Apr. to May ^P	May to June ^P	June to July ^P	July to Aug. ^P
Sawmills - Continued								
Wood chips, excluding field chips.....		321113-5	0.1	-0.9	0.3	0.5	-0.6	-0.8
Wood ties, siding, shingles, and shakes, and contract sawing of logs owned by others.....		321113-7	8.9	-0.2	1.4	0.0	1.2	0.0
Secondary products and miscellaneous receipts.....		321113-SM						
Wood preservation.....	321114		-0.1	2.7	-0.2	-1.1	1.0	-0.3
Primary products.....		321114-P	1.4	2.6	-0.3	-1.1	1.1	0.2
Wood poles, piles, and posts owned and treated by the same establishment.....		321114-1	10.7	4.0	0.6	-1.6	0.9	1.3
Other wood products owned and treated by the same establishment.....		321114-5	-4.6	1.3	-1.5	-0.6	1.5	-1.2
Receipts for treating wood owned by others w/ arsenical chemicals, creosote, & other chemicals.....		321114-9	-0.2	-0.4	0.0	-0.5	0.2	0.0
Secondary products and miscellaneous receipts.....		321114-SM						
Plywood and engineered wood product mfg.....	3212		-13.0	-0.4	1.1	0.3	1.8	1.2
Plywood and engineered wood product mfg.....	32121		-13.0	-0.4	1.1	0.3	1.8	1.2
Hardwood veneer and plywood manufacturing.....	321211		-3.6	-0.9	-1.5	0.3	-0.3	-0.3
Primary products.....		321211-P	-4.1	-1.0	-1.6	0.4	-0.3	-0.4
Hardwood veneer, including veneer backed with paper, cloth, or other flexible material.....		321211-1	1.3	0.1	-3.5	0.8	0.2	-0.1
Hardwood plywood.....		321211-4	-	-1.9	0.4	-0.7	-1.1	-
Hardwood veneered panels, including two-ply veneers.....		321211-7	-0.7	-2.4	0.2	1.3	0.0	-0.1
Secondary products and miscellaneous receipts.....		321211-SM						
Softwood veneer and plywood manufacturing.....	321212		-19.7	-0.2	-1.0	-1.4	-1.3	0.0
Primary products.....		321212-P	-21.0	-0.2	-0.3	-1.6	-1.3	1.2
Softwood veneer, incl. veneer backed w/ paper, cloth, or other flexible material.....		321212-1	-29.3	-1.6	-0.2	-0.4	0.4	1.8
Softwood plywood products: rough, sanded, and specialties.....		321212-4	-17.9	0.5	-0.4	-2.2	-2.2	0.8
Secondary products and miscellaneous receipts.....		321212-SM						
Secondary products.....		321212-S	-23.3	0.0	-7.5	0.1	-1.9	-12.9
Engineered wood member manufacturing.....	321215		-	-2.1	-1.0	-0.6	0.1	-0.8
Primary products.....		321215-P	-	-2.4	-1.0	-0.7	0.1	-0.8
Engineered wood members (excluding trusses).....		321215-1	-10.6	-1.2	-0.8	-0.3	-0.3	-0.8
Laminated veneer lumber.....		321215-11	-	0.0	-2.3	-	-	-
Other engineered structural wood members, excluding trusses & laminated veneer lumber.....		321215-12	-11.5	-1.9	0.0	-0.1	-0.1	0.0
Wood trusses.....		321215-2	-22.3	-2.9	-1.1	-0.8	0.3	-0.9
Secondary products and miscellaneous receipts.....		321215-SM						
Reconstituted wood product manufacturing.....	321219		-5.0	1.8	5.7	2.3	5.8	4.4
Primary products.....		321219-P	-4.3	2.1	6.1	2.4	6.0	4.6
Hardboard products.....		321219-B	2.2	0.0	-0.6	0.0	0.0	0.0
Particleboard made from particleboard produced at the same location.....		321219-1	-7.7	-0.8	-1.2	0.7	0.2	0.0
Secondary products and miscellaneous receipts.....		321219-SM						
Other wood product manufacturing.....	3219		-6.2	-0.2	-0.4	-0.2	-0.4	-0.8
Millwork.....	32191		-5.8	-0.8	-0.5	0.1	-0.4	-1.1
Wood window and door manufacturing.....	321911		-3.0	-1.4	-0.4	-0.1	-0.5	-1.8
Primary products.....		321911-P	-3.0	-1.4	-0.4	-0.1	-0.6	-1.9
Wood window units.....		321911-1	4.5	0.0	0.0	0.0	0.0	0.0
Double hung wood window units.....		321911-11	4.3	0.0	0.0	0.0	0.0	0.0
Casement wood window units.....		321911-12	4.8	0.0	0.0	0.0	0.0	0.0
All other wood window units, including horizontal sliding, awning and single hung.....		321911-13	4.4	0.0	0.0	0.0	0.0	0.0
Wood sash, excluding sash shipped in window units.....		321911-3	4.6	0.0	0.0	0.0	0.0	0.0
Wood window & door frames, incl. door frames in door units, excl. window frames in window units.....		321911-5	-34.3	-3.6	-2.1	-0.6	-3.6	-10.9
Wood panel, flush, & molded face doors, interior & exterior, incl. doors with glazed sections.....		321911-7	5.2	-2.6	-0.2	0.0	0.1	-0.5
Other wood doors, incl. garage, patio, bifold, cabinet, screen, storm and louver.....		321911-9	2.6	-0.4	0.1	0.0	-0.1	0.0
Secondary products and miscellaneous receipts.....		321911-SM						
Secondary products.....		321911-S	-7.2	-2.5	-1.1	-0.9	0.0	0.0
Cut stock, resawing lumber, and planing.....	321912		-12.6	-0.7	-1.6	-0.2	0.0	-1.5
Primary products.....		321912-P	-13.8	-0.8	-1.9	0.0	0.0	-1.8
Softwood lumber, made from purchased lumber.....		321912-3	-9.9	-0.5	0.5	-0.1	1.2	-0.4
Hardwood cut stock and dimension.....		321912-6	-12.0	0.0	-0.2	0.2	-0.2	-0.1
Softwood cut stock and dimension.....		321912-8	-23.0	1.2	-8.5	-1.2	0.4	-3.6
Sawn wood fence stock, wood lath, and contract resawing and planing.....		321912-9	0.0	0.0	0.0	0.0	0.0	0.0

See footnotes at end of table.

Table 12. Producer price index percentage changes for the net output of selected industries and their products, not seasonally adjusted — Continued
 [August 2023]

Title ¹	Industry code	Product code	Unadjusted 12-month percent change ²	Unadjusted 1-month percent change ²				
				Aug. 2022 to Aug. 2023 ^P	Mar. to Apr.	Apr. to May ^P	May to June ^P	June to July ^P
Cut stock, resawing lumber, and planing - Continued								
Secondary products and miscellaneous receipts.....		321912-SM						
Other millwork, including flooring.....	321918		-3.2	0.2	0.1	0.7	-0.4	0.2
Primary products.....		321918-P	-3.1	0.6	0.1	0.2	-0.3	-0.1
Wood moldings.....		321918-2	-2.8	-0.2	0.4	0.0	-0.9	0.1
Other wood millwork products, including stairwork, exterior millwork, and softwood flooring.....		321918-5	-10.0	0.7	0.2	0.0	0.0	0.0
Hardwood flooring.....		321918-7	-0.9	1.2	-0.5	0.6	0.0	-0.6
Hardwood flooring, other than oak and maple.....		321918-72	0.1	0.0	0.0	0.0	0.0	0.0
Oak and maple hardwood flooring.....		321918-73	-1.1	1.3	-0.6	0.7	-0.1	-0.6
Secondary products and miscellaneous receipts.....		321918-SM						
Miscellaneous receipts.....		321918-M	-	-	0.4	-	-	-
Secondary products.....		321918-S	-13.0	-0.4	0.2	-1.2	-1.8	1.3
Wood container and pallet manufacturing.....	32192		-12.9	-0.3	-1.1	-1.3	-1.2	-1.1
Wood container and pallet manufacturing.....	321920		-12.9	-0.3	-1.1	-1.3	-1.2	-1.1
Primary products.....		321920-P	-13.1	-0.3	-0.9	-1.4	-1.2	-1.0
Nailed and lock-corner wood boxes.....		321920-1	-3.5	0.0	0.0	0.0	0.0	0.0
Wood box and crate shook.....		321920-3	-13.9	-3.0	-1.1	0.0	0.4	0.0
Wood pallets and pallet containers, wood and metal combination.....		321920-5	-12.9	-0.3	-0.9	-1.5	-1.4	-1.1
Other wood container parts and wood containers.....		321920-7	-	2.1	0.0	0.0	0.0	-
Secondary products and miscellaneous receipts.....		321920-SM						
Miscellaneous receipts.....		321920-M	-36.0	-1.5	-11.3	-2.3	-2.6	-11.8
Secondary products.....		321920-S	-5.5	-0.1	-4.2	0.7	0.5	-0.9
All other wood product manufacturing.....	32199		-2.2	0.9	0.4	0.1	0.1	0.1
Manufactured home, mobile home, manufacturing.....	321991		-3.6	0.0	0.4	0.2	0.0	0.0
Primary products.....		321991-P	-3.6	0.0	0.4	0.2	0.0	0.0
Manufactured homes (mobile homes), all width sizes (incl. multisection).....		321991-1	-3.6	0.0	0.4	0.2	0.0	0.0
Secondary products and miscellaneous receipts.....		321991-SM						
Prefabricated wood building manufacturing.....	321992		-1.8	1.5	0.2	0.3	-0.6	0.2
Primary products.....		321992-P	-2.8	1.6	0.2	0.3	-0.7	0.1
Prefabricated stationary wood buildings, components (not sold as complete units).....		321992-1	4.2	0.0	-0.7	-0.2	0.0	0.0
Prefabricated stationary wood buildings, shipped in panel form (complete units) ...		321992-5	-5.1	1.5	0.3	0.0	0.1	0.2
Prefabricated stationary wood buildings, precut packages (complete units).....		321992-6	0.8	0.2	0.4	1.3	0.0	0.2
Prefabricated stationary wood buildings, shipped in three-dimensional assemblies.....		321992-7	-3.2	2.9	0.1	0.0	-2.2	0.0
Prefabricated stationary wood buildings, three-dimensional assemblies, residential.....		321992-71	-2.6	3.2	0.1	0.0	-2.4	0.0
Prefabricated stationary wood buildings, three-dimensional assemblies, nonresidential.....		321992-72	-8.9	0.0	0.0	0.0	0.0	0.0
Secondary products and miscellaneous receipts.....		321992-SM						
Miscellaneous receipts.....		321992-M	7.6	0.0	0.2	-0.5	1.6	5.0
Secondary products.....		321992-S	-	0.0	0.0	0.0	0.0	0.0
Miscellaneous wood product manufacturing.....	321999		-1.0	1.3	0.6	-0.2	0.7	0.0
Primary products.....		321999-P	-1.5	1.5	0.0	-0.2	0.8	0.0
All other miscellaneous wood products.....		321999-0	-1.5	1.5	0.0	-0.2	0.8	0.0
Secondary products and miscellaneous receipts.....		321999-SM						
Paper manufacturing.....	322		-0.7	-0.4	-0.1	-0.6	-0.4	-0.5
Pulp, paper & paperboard mills.....	3221		-1.4	-0.7	-0.5	-1.3	-0.8	-0.3
Pulp mills.....	32211		-20.8	-7.4	-5.7	-12.2	2.8	-2.8
Pulp mills.....	322110		-20.8	-7.4	-5.7	-12.2	2.8	-2.8
Primary products.....		322110-P	-20.8	-7.4	-5.7	-12.2	2.8	-2.8
Special alpha and dissolving wood pulp, incl. sulfite and sulfate and other wood pulp.....		322110-6	-23.6	-8.3	-6.6	-14.2	4.2	-3.3
All other miscellaneous pulp, other than wood, and pulp mill by-products, incl. turpentine.....		322110-9	-1.5	-1.3	0.0	0.8	-4.6	0.0
Paper mills.....	32212		3.6	0.2	-0.3	-0.3	-0.9	0.0
Paper mills.....	322120		3.6	0.2	-0.3	-0.4	-0.9	0.0
Primary products.....		322120-P	4.2	0.4	0.1	-0.6	-0.7	0.1
Bleached bristol, clay-coated, uncoated, and industrial converted paper.....		322120-1	3.8	1.2	0.0	-0.7	-1.7	0.9
Construction paper.....		322120-2	-	0.0	-1.8	-0.9	0.0	-1.1
Sanitary tissue paper products, made in paper mills.....		322120-4	7.7	0.1	0.6	-0.3	-0.2	-0.2
Newsprint and uncoated ground-wood paper.....		322120-5	-2.1	-1.1	0.7	-3.7	-1.2	0.0

See footnotes at end of table.

Table 12. Producer price index percentage changes for the net output of selected industries and their products, not seasonally adjusted — Continued
 [August 2023]

Title ¹	Industry code	Product code	Unadjusted 12-month percent change ²	Unadjusted 1-month percent change ²				
			Aug. 2022 to Aug. 2023 ^P	Mar. to Apr.	Apr. to May ^P	May to June ^P	June to July ^P	July to Aug. ^P
Paper mills - Continued								
Secondary products and miscellaneous receipts.....		322120-SM						
Paperboard mills.....	32213		-4.5	-0.6	0.0	-0.9	-1.0	-0.3
Paperboard mills.....	322130		-4.5	-0.6	0.0	-0.9	-1.0	-0.3
Primary products.....		322130-P	-3.8	-0.6	0.0	-0.7	-0.8	-0.5
Bleached packaging and industrial converting paperboard.....		322130-B	0.8	0.0	0.0	0.0	0.0	-2.0
Unbleached kraft packaging and industrial converting paperboard.....		322130-1	-1.8	-0.3	0.0	-0.1	-0.8	0.0
Recycled paperboard.....		322130-7	-10.6	-1.9	0.0	-2.2	-1.8	-0.2
Secondary products and miscellaneous receipts.....		322130-SM						
Converted paper product mfg.....	3222		-0.7	-0.2	0.1	-0.3	-0.2	-0.5
Paper container mfg.....	32221		-2.9	-0.6	0.3	-0.7	-0.4	-0.5
Corrugated and solid fiber box manufacturing.....	322211		-6.9	-1.2	-0.2	-1.0	-0.6	-0.9
Primary products.....		322211-P	-6.8	-1.3	-0.2	-1.0	-0.6	-0.9
Corrugated and solid fiber boxes, including pallets.....		322211-0	-6.8	-1.3	-0.2	-1.0	-0.6	-0.9
Corrugated shipping containers for food and beverages and carryout boxes for retail food.....		322211-01	-6.2	-1.5	0.0	-0.2	-0.4	-2.1
Corrugated shipping containers for paper and allied products.....		322211-02	-16.3	-0.7	-0.5	-8.8	-0.8	-2.4
Corrugated shipping containers for metal and electrical machinery.....		322211-03	-3.5	-0.7	0.0	-0.2	-0.4	0.0
Corrugated shipping containers for all other end uses.....		322211-04	-4.4	-1.4	0.0	-0.8	-0.3	-0.1
Corrugated paperboard in sheets and rolls, lined and unlined.....		322211-05	-9.5	-1.9	-0.8	1.5	-1.3	0.0
Other corrugated and solid fiber products, including containers, pallets, pads, etc.....		322211-09	-2.7	-0.4	-0.4	-0.1	-0.3	-0.5
Secondary products and miscellaneous receipts.....		322211-SM						
Miscellaneous receipts.....		322211-M	-7.7	4.5	0.6	-4.4	-0.1	0.1
Secondary products.....		322211-S	2.7	-1.9	1.7	-0.5	0.0	0.7
Folding paperboard box manufacturing.....	322212		7.8	1.1	1.8	0.0	-0.1	0.1
Primary products.....		322212-P	7.9	1.1	1.9	0.0	-0.1	0.1
Folding paperboard boxes, packaging, and packaging components.....		322212-0	7.9	1.1	1.9	0.0	-0.1	0.1
Secondary products and miscellaneous receipts.....		322212-SM						
Other paperboard container manufacturing.....	322219		2.4	0.4	0.8	0.0	0.1	0.2
Primary products.....		322219-P	2.4	0.4	0.8	0.0	0.1	0.2
Setup (rigid) paperboard boxes.....		322219-1	16.6	-0.2	0.6	0.7	0.0	0.0
Paperboard fiber drums with ends of any material.....		322219-7	-1.2	-0.4	0.3	0.1	0.0	2.5
Fiber cans, tubes, and similar fiber products.....		322219-8	5.7	2.4	0.3	0.0	0.6	0.1
Fiber cans, all fiber and composite.....		322219-81	6.8	3.3	0.6	0.1	1.0	0.2
Fiber cores and tubes.....		322219-82	1.9	0.0	-0.1	-0.2	0.0	0.0
Paperboard cones, reels, spools, bobbins, blocks, and all vulcanized fiber products.....		322219-83	8.5	8.4	0.0	0.0	0.0	0.0
Secondary products and miscellaneous receipts.....		322219-SM						
Paper bag and coated and treated paper mfg.....	32222		2.0	0.1	-0.2	0.2	-0.1	0.0
Paper bag and coated and treated paper manufacturing.....	322220		2.0	0.1	-0.2	0.2	-0.1	0.0
Primary products.....		322220-P	2.9	0.1	-0.2	0.2	0.0	-0.1
Specialty bags, pouches, and liners, multiweb laminations and foil, except film-film.....		322220-C	4.9	-0.3	0.0	0.2	-0.2	-0.1
Uncoated single-web paper grocers' bags and sacks and variety and shopping bags.....		322220-D	16.2	12.7	1.7	0.0	0.2	0.0
Laminated aluminum foil rolls and sheets for flexible packaging uses.....		322220-F	13.6	-0.4	0.0	0.0	0.7	0.0
Pasted, lined, laminated, or surface-coated paperboard.....		322220-G	-1.4	0.0	0.0	0.0	0.0	0.0
Single-web paper, rolls and sheets, including waxed, for flexible packaging uses.....		322220-H	5.1	-0.3	0.0	0.0	0.0	0.0
Multiweb laminated rolls and sheets, except foil, for flexible packaging uses.....		322220-J	-4.3	1.3	-4.4	-0.1	-0.2	0.0
Printing paper, coated at establishments other than where paper was produced.....		322220-K	-	0.0	0.0	-	-	-
Pressure-sensitive products.....		322220-N	1.8	-1.1	0.4	0.3	-0.6	0.1
Wallcoverings.....		322220-7	1.7	0.0	0.0	0.4	0.0	0.0
Converted foil for nonpackaging applications.....		322220-8	7.3	0.0	0.0	0.0	0.0	0.0
Other coated and processed papers, except for packaging uses.....		322220-9	1.7	-1.3	-1.6	0.2	1.6	-1.1
Secondary products and miscellaneous receipts.....		322220-SM						
Miscellaneous receipts.....		322220-M	-12.9	0.0	0.0	3.0	0.0	4.3
Stationery product mfg.....	32223		1.0	1.5	-1.0	-0.1	0.4	-0.8
Stationery product manufacturing.....	322230		1.0	1.5	-1.0	-0.1	0.4	-0.8
Primary products.....		322230-P	1.0	1.6	-1.0	-0.1	0.4	-0.8
Die-cut paper and paperboard office supplies.....		322230-4	8.5	0.0	0.0	0.0	0.0	0.0
Envelopes, commercial, all types and materials.....		322230-5	-2.2	0.3	0.0	-0.9	0.2	-0.3
Tablets, pads and related products.....		322230-9	9.2	0.0	0.0	0.8	0.0	0.0

See footnotes at end of table.

Table 12. Producer price index percentage changes for the net output of selected industries and their products, not seasonally adjusted — Continued
 [August 2023]

Title ¹	Industry code	Product code	Unadjusted 12-month percent change ²	Unadjusted 1-month percent change ²				
				Aug. 2022 to Aug. 2023 ^P	Mar. to Apr.	Apr. to May ^P	May to June ^P	June to July ^P
Stationery product manufacturing - Continued								
Secondary products and miscellaneous receipts.....		322230-SM						
Miscellaneous receipts.....		322230-M	-0.8	0.7	-2.1	-0.3	-0.5	1.9
Other converted paper product mfg.	32229		4.3	-0.1	-0.2	0.8	0.2	-1.2
Sanitary paper product manufacturing.....	322291		5.6	-0.1	0.0	1.1	0.3	-1.3
Primary products.....		322291-P	5.5	-0.1	0.0	1.1	0.3	-1.3
Disposable diapers and similar disposable products, made from purchased sanitary paper stock.....		322291-2	2.7	0.0	0.0	0.0	0.0	0.0
Sanitary tissue paper products, made from purchased sanitary paper stock or wadding.....		322291-5	9.1	-0.2	0.1	2.1	0.6	-2.4
Secondary products and miscellaneous receipts.....		322291-SM						
Miscellaneous receipts.....		322291-M	11.2	-0.9	-10.7	13.9	15.4	-15.2
All other converted paper product mfg.....	322299		1.6	-0.2	-0.7	0.0	-0.1	-0.8
Primary products.....		322299-P	2.7	0.1	-0.6	0.0	-0.1	-0.7
Molded pulp goods, including egg cartons, florist pots, food trays, etc.....		322299-1	5.1	0.7	-0.6	0.2	-0.8	0.1
Miscellaneous converted paper and paperboard products.....		322299-3	2.3	-0.1	-0.7	-0.1	0.2	-1.0
Secondary products and miscellaneous receipts.....		322299-SM						
Printing and related support activities.....	323		5.7	-0.2	0.0	0.0	0.1	0.9
Printing and related support activities.....	3231		5.7	-0.2	0.0	0.0	0.1	0.9
Printing.....	32311		5.8	-0.2	0.0	0.0	0.1	0.9
Commercial screen printing.....	323113		2.6	0.2	0.1	0.0	-0.1	-0.1
Primary products.....		323113-P	2.4	0.1	0.2	0.0	-0.1	-0.1
Screen printing on garments, apparel accessories, and other fabric articles, excluding labels.....		323113-4	0.5	0.1	0.2	0.0	-0.2	0.0
Screen printing (excluding on textiles, apparel, apparel accessories, and labels).....		323113-6	7.5	0.0	0.0	0.0	0.0	-0.1
Secondary products and miscellaneous receipts.....		323113-SM						
Miscellaneous receipts.....		323113-M	5.6	2.1	0.0	1.2	0.0	-0.4
Secondary products.....		323113-S	2.5	0.1	0.0	0.0	0.3	-0.1
Books printing.....	323117		8.6	0.7	-0.2	0.0	0.7	-1.0
Primary products.....		323117-P	8.9	0.8	-0.3	0.0	0.8	-1.2
Other book and pamphlet printing and binding.....		323117-E	1.9	0.0	0.0	0.0	0.0	0.0
Textbook printing and binding.....		323117-1	-0.3	0.0	-0.9	0.0	0.0	-0.3
Technical, scientific, & professional book printing & binding.....		323117-3	1.6	0.2	-0.2	0.0	-1.0	-0.2
Religious book printing and binding.....		323117-5	3.8	0.6	-0.4	0.0	0.4	-1.6
General book (trade, etc.) printing & binding.....		323117-7	20.3	1.8	0.0	-0.1	2.0	-2.1
Secondary products and miscellaneous receipts.....		323117-SM						
Commercial printing, except screen and books.....	32311K		5.9	-0.2	0.0	0.0	0.0	1.1
Primary products.....		32311K-P	4.2	-0.3	-0.1	0.0	0.0	0.3
Commercial lithographic printing.....		32311K-0	2.3	-0.5	0.0	0.0	-0.1	0.0
Other commercial and general job printing (lithographic).....		32311K-0B	5.1	0.6	0.0	0.0	-1.9	0.0
Magazine and periodical printing (lithographic).....		32311K-01	3.7	-0.9	0.0	0.0	-0.5	0.0
Label and wrapper printing (lithographic).....		32311K-03	-2.0	-2.1	0.0	0.0	0.0	0.0
Catalog and directory printing (lithographic).....		32311K-05	0.1	-0.9	0.0	0.0	-0.2	0.0
Advertising printing (lithographic).....		32311K-09	2.5	-0.2	0.0	0.0	0.2	0.0
Commercial flexographic printing.....		32311K-2	5.5	0.0	0.1	0.0	0.0	0.0
Label and wrapper printing (flexographic).....		32311K-21	-	0.0	0.1	0.0	0.0	-
Quick printing.....		32311K-4	3.9	0.0	0.0	0.0	0.0	0.0
Digital printing.....		32311K-5	8.3	-0.2	0.0	0.0	0.2	1.0
Manifold business forms printing.....		32311K-6	0.1	0.0	0.0	0.0	0.0	0.0
Other commercial printing.....		32311K-9	-0.3	-0.4	0.0	0.0	0.0	0.0
All other commercial and general job printing.....		32311K-9V	0.0	0.0	0.0	0.0	0.0	0.0
Secondary products and miscellaneous receipts.....		32311K-SM						
Miscellaneous receipts.....		32311K-M	3.4	-0.2	0.0	0.0	0.0	0.0
Secondary products.....		32311K-S	19.2	0.0	0.3	0.0	0.0	4.4
Support activities for printing.....	32312		2.5	-0.1	-0.1	0.4	-0.1	0.5
Support activities for printing.....	323120		2.5	-0.1	-0.1	0.4	-0.1	0.5
Primary products.....		323120-P	2.4	-0.1	-0.1	0.4	-0.1	0.6
Softcover, pamphlet, sample book, and other binding of books and materials printed elsewhere.....		323120-3	8.8	-0.3	-0.5	1.7	0.2	0.0
Miscellaneous binding and postpress work, incl collating, perforating, folding, gluing, etc.....		323120-5	-0.4	-0.2	-0.3	-0.1	-0.9	0.0
Prepress services, excl platemaking (incl film, assembled flats, color sep., typesetting, etc.).....		323120-7	0.8	0.0	0.0	0.0	-	-

See footnotes at end of table.

Table 12. Producer price index percentage changes for the net output of selected industries and their products, not seasonally adjusted — Continued
 [August 2023]

Title ¹	Industry code	Product code	Unadjusted 12-month percent change ²	Unadjusted 1-month percent change ²				
			Aug. 2022 to Aug. 2023 ^P	Mar. to Apr.	Apr. to May ^P	May to June ^P	June to July ^P	July to Aug. ^P
Support activities for printing - Continued								
Printing plates and cylinders, prepared for printing (excl blank plates and blank cylinders).....		323120-9	1.4	0.0	0.0	0.0	0.0	1.4
Secondary products and miscellaneous receipts.....		323120-SM						
Petroleum and coal products manufacturing.....	324		-7.9	-1.2	-7.1	-0.7	-1.1	16.6
Petroleum and coal products mfg.....	3241		-7.9	-1.2	-7.1	-0.7	-1.1	16.6
Petroleum refineries.....	32411		-8.7	-1.1	-7.6	-0.8	-1.2	18.1
Petroleum refineries.....	324110		-8.7	-1.1	-7.6	-0.8	-1.2	18.1
Primary products.....		324110-P	-9.3	-1.1	-7.8	-0.8	-1.3	18.6
Kerosene, except jet fuel.....		324110-B	-14.1	-3.5	-10.9	-1.1	3.3	23.5
Light fuel oils.....		324110-C	-14.5	-4.9	-6.4	-6.0	-6.1	33.3
Home heating oil and other distillates, NEC.....		324110-C1	-15.5	-7.9	-10.4	1.8	9.1	15.0
Diesel fuel.....		324110-C2	-14.4	-4.7	-6.2	-6.4	-7.0	34.6
Heavy fuel oils, including No. 5, No. 6, heavy diesel, gas enrichment oils, etc.....		324110-E	-20.1	-1.0	11.2	-9.8	4.5	5.4
Unfinished oils and lubricating oil base stock.....		324110-J	-36.9	-2.0	-12.7	1.6	-1.7	-0.5
Liquefied refinery gases, including other aliphatics (feed stock and other uses).....		324110-R	-45.3	6.3	-7.9	8.3	-26.4	-1.2
Other finished petroleum products, including waxes.....		324110-T	-10.9	-34.9	-21.1	9.9	-2.9	2.8
Gasoline, including finished base stocks and blending agents.....		324110-1	1.7	7.4	-7.3	1.2	1.9	12.2
Motor gasoline, including finished base stocks and blending agents.....		324110-12	1.7	7.6	-7.3	1.0	2.0	12.2
Regular gasoline.....		324110-121	2.0	7.6	-7.9	0.9	2.2	12.9
Mid-premium gasoline.....		324110-122	9.2	10.4	-8.5	3.7	0.4	16.6
Premium gasoline.....		324110-123	0.3	7.5	-4.8	1.3	1.4	9.5
Jet fuel.....		324110-6	-12.8	-12.7	-11.6	1.8	4.6	23.6
Asphalt.....		324110-9	-34.6	12.9	4.1	3.4	-0.2	-1.7
Secondary products and miscellaneous receipts.....		324110-SM1						
Asphalt paving and roofing materials mfg.....	32412		0.8	-3.1	-1.0	0.6	0.4	0.0
Asphalt paving mixture & block manufacturing.....	324121		-1.3	-6.6	-2.2	-0.3	-0.1	0.9
Primary products.....		324121-P	-1.7	-6.9	-2.2	-0.3	-0.2	0.9
Asphalt paving mixtures & blocks.....		324121-0	-1.7	-6.9	-2.2	-0.3	-0.2	0.9
Emulsified asphalt, including liquid additives.....		324121-0111	-0.4	0.8	1.3	0.0	0.4	0.9
Other liquid asphalt and tar paving materials, including cut-backs.....		324121-0121	-9.2	0.3	-3.9	-1.0	0.7	0.4
Asphalt and tar paving mixt. (excl liquid), incl bitum. or asph. concrete, asph. paving cement.....		324121-0131	-3.2	-12.9	-4.8	-0.4	-0.7	-0.2
Secondary products and miscellaneous receipts.....		324121-SM						
Miscellaneous receipts.....		324121-M	5.2	0.7	0.0	0.0	2.9	0.0
Secondary products.....		324121-S	-	1.8	-2.5	0.0	0.0	-
Asphalt shingle and coating materials manufacturing.....	324122		3.0	2.1	0.5	1.7	0.9	-1.0
Primary products.....		324122-P	3.0	2.1	0.5	1.8	1.0	-1.1
Roofing asphalts and pitches, coatings, and cements.....		324122-1	1.9	-0.6	0.4	0.3	0.0	0.0
Prepared asphalt and tar roofing and siding products, incl. saturated felts for nonbuilding use.....		324122-2	3.2	2.4	0.5	1.9	1.0	-1.2
Asphalt smooth-surfaced roll roofing and cap sheets, organic and fiberglass base.....		324122-21	15.2	6.2	-5.9	7.8	0.0	0.0
Asphalt mineral-surfaced roll roofing and cap sheets, organic and fiberglass base.....		324122-22	5.1	0.0	3.1	0.0	0.0	0.0
Other prepared asphalt and tar products for roofing and siding.....		324122-27	2.4	-0.1	0.4	0.4	0.1	0.1
Secondary products and miscellaneous receipts.....		324122-SM						
Other petroleum and coal products mfg.....	32419		0.4	-0.8	-0.4	0.0	-0.5	0.0
Petroleum lubricating oil and grease mfg.....	324191		2.3	-1.0	0.1	0.2	-0.3	-0.1
Primary products.....		324191-P	2.4	-1.1	0.1	0.3	-0.4	-0.1
Petroleum lubricating oils and greases, refined petroleum.....		324191-0	2.4	-1.1	0.1	0.3	-0.4	-0.1
Lubricating oils (incl. hydraulic fluids, etc.), refined petroleum.....		324191-011	1.6	-1.1	0.1	-0.4	-0.4	-0.1
Secondary products and miscellaneous receipts.....		324191-SM						
Miscellaneous receipts.....		324191-M	0.1	2.2	0.0	0.0	-0.2	-1.2
All other petroleum and coal products mfg.....	324199		-6.1	-0.2	-1.8	-0.6	-1.1	0.3
Primary products.....		324199-P	-6.1	-0.2	-1.9	-0.6	-1.1	0.3
Coke oven and blast furnace products, made in coke oven establishments.....		324199-3	6.0	-0.6	1.9	-0.9	0.9	0.6
All other petroleum and coal products (excl. coke oven products), made in coke oven estab.....		324199-9	-7.0	-0.2	-2.1	-0.6	-1.2	0.3
Secondary products and miscellaneous receipts.....		324199-SM						
Secondary products.....		324199-S	-	0.0	0.0	0.0	0.0	0.0
Chemical mfg.....	325		-3.8	0.2	-0.5	-0.8	-1.1	-0.5
Basic chemical mfg.....	3251		-9.0	0.1	-1.0	-1.3	-2.0	-1.6

See footnotes at end of table.

Table 12. Producer price index percentage changes for the net output of selected industries and their products, not seasonally adjusted — Continued
 [August 2023]

Title ¹	Industry code	Product code	Unadjusted 12-month percent change ²	Unadjusted 1-month percent change ²				
				Aug. 2022 to Aug. 2023 ^P	Mar. to Apr.	Apr. to May ^P	May to June ^P	June to July ^P
Petrochemical mfg.	32511		-30.4	2.2	-4.7	-7.2	-1.8	-3.5
Petrochemical manufacturing.	325110		-30.5	2.1	-4.8	-7.2	-1.7	-3.5
Primary products.		325110-P	-33.7	0.6	-7.7	-9.0	2.7	-5.7
Secondary products and miscellaneous receipts.		325110-SM						
Industrial gas mfg.	32512		1.4	-0.8	1.2	-1.6	2.6	1.5
Industrial gas manufacturing.	325120		1.4	-0.8	1.2	-1.6	2.6	1.5
Primary products.		325120-P	1.2	-0.8	1.2	-1.6	2.6	1.5
Oxygen.		325120-A	7.5	1.7	4.1	-0.9	-1.2	0.2
Argon and hydrogen.		325120-C	4.8	-2.0	0.6	1.7	-0.6	0.1
Other industrial gases (including fluorocarbon and acetylene).		325120-T	-0.7	-3.3	0.1	-2.7	5.3	3.0
Carbon dioxide.		325120-4	10.5	1.7	2.8	0.0	2.2	0.8
Nitrogen.		325120-7	4.2	3.1	0.0	-1.7	1.3	-0.6
Secondary products and miscellaneous receipts.		325120-SM						
Synthetic dye and pigment mfg.	32513		-0.9	-0.3	2.5	0.9	-3.9	-0.2
Synthetic dye and pigment manufacturing.	325130		-0.9	-0.3	2.5	0.9	-3.9	-0.2
Primary products.		325130-P	-1.0	-0.3	2.5	0.9	-4.0	-0.2
All other inorganic pigments, including TiO ₂ , chrome colors, and other white opaque pigments.		325130-N	-1.1	0.6	2.9	0.4	-4.5	0.1
Synthetic organic dyes, pigments, lakes, and toners.		325130-R	-0.5	-3.0	1.2	2.9	-2.3	-1.3
Synthetic organic dyes.		325130-R8	-2.8	0.1	3.8	-0.9	-1.0	-2.5
Synthetic organic pigments, lakes, and toners.		325130-R9	-0.1	-5.8	-1.4	6.7	-3.6	0.0
Secondary products and miscellaneous receipts.		325130-SM						
Secondary products.		325130-S	3.8	0.0	0.0	0.0	0.0	0.0
Other basic inorganic chemical manufacturing.	32518		-6.4	-1.7	-1.6	-1.3	-4.2	-0.4
Other basic inorganic chemical manufacturing.	325180		-6.4	-1.7	-1.6	-1.3	-4.2	-0.4
Primary products.		325180-P	-8.0	-1.6	-1.6	-1.3	-4.7	-0.3
Potassium and sodium compounds, excluding bleaches, alkalis, and alum.		325180-A	7.0	0.0	-3.0	0.0	-3.3	-1.6
All other inorganic chemicals.		325180-H	1.0	-0.2	0.5	-0.8	-1.0	-0.2
Inorganic acids, excluding nitric, sulfuric and phosphoric.		325180-3	7.2	-1.4	-3.5	-1.6	-1.1	1.6
Sodium hydroxide (caustic soda).		325180-4	-27.0	-5.9	-4.7	-5.0	-12.8	-2.6
Carbon black, all processes.		325180-6	-8.1	-1.0	2.1	-2.3	2.3	3.4
Other alkalis.		325180-7	-1.3	-1.1	-0.6	0.4	-7.2	0.3
Sulfuric acid.		325180-9	-35.8	4.6	-12.3	-0.1	-0.8	0.0
Secondary products and miscellaneous receipts.		325180-SM						
Miscellaneous receipts.		325180-M	-	0.0	0.0	0.0	0.0	-
Secondary products.		325180-S	-	-4.9	-4.2	-1.4	-0.1	-
Other basic organic chemical mfg.	32519		-5.7	0.1	-0.4	0.0	-1.3	-2.1
Ethyl alcohol manufacturing.	325193		-9.1	3.9	0.9	0.9	-2.1	-6.4
Primary products.		325193-P	-9.8	5.2	2.4	2.9	-1.8	-7.4
Ethyl alcohol.		325193-0	-8.4	6.0	3.6	3.3	-1.0	-8.2
Distillers' dried grains (dark and light) and dried solubles.		325193-2	-	-0.4	-7.4	-0.5	-9.1	0.5
Secondary products and miscellaneous receipts.		325193-SM						
Secondary products.		325193-S	-14.3	-2.2	-5.9	-9.4	-3.4	-0.7
Cyclic crude, intermediate, and gum and wood chemical mfg.	325194		-6.8	0.7	-1.5	-1.6	-1.7	-1.3
Primary products.		325194-P	-4.7	-0.3	0.2	-0.7	-2.1	-1.1
Gum and wood chemicals, including wood distillation products.		325194-1	-3.2	0.0	0.5	-0.7	0.0	-4.7
Cyclic crude and intermediate chemicals.		325194-2	-5.2	-0.4	0.1	-0.7	-2.8	0.0
Secondary products and miscellaneous receipts.		325194-SM						
All other basic organic chemical manufacturing.	325199		-3.9	-1.7	-0.9	-0.3	-0.8	-0.1
Primary products.		325199-P	-6.4	-1.8	-1.3	-0.2	-1.0	-0.2
Natural organic chemicals.		325199-E	-0.7	-2.0	0.1	0.5	-0.2	-0.4
Synthetic organic chemicals for use as flavor and perfume materials.		325199-H	-	0.0	37.8	0.0	0.0	-
Synthetic organic rubber-processing chemicals.		325199-K	-	-1.5	-0.3	0.2	-0.2	-
Synthetic organic plasticizers.		325199-N	-15.9	1.3	0.9	-5.1	-2.8	5.3
Other synthetic organic chemicals.		325199-R	-12.8	-4.3	-4.8	-0.3	-1.7	-2.0
Miscellaneous end use chemicals and chemical products, excluding urea.		325199-T	6.3	0.7	0.0	-0.8	0.9	0.1
Miscellaneous cyclic and acyclic chemicals and chemical products, excluding fatty acid esters.		325199-V	-16.7	0.3	-3.0	0.7	-4.6	-0.4
Fatty acids.		325199-1	-22.0	-7.6	-3.4	0.4	2.2	4.4
Industrial organic flavor oil mixtures and blends.		325199-7	-10.1	0.0	0.0	0.0	0.0	-1.0
Secondary products and miscellaneous receipts.		325199-SM						
Miscellaneous receipts.		325199-M	7.2	3.8	0.0	0.0	0.0	0.0

See footnotes at end of table.

Table 12. Producer price index percentage changes for the net output of selected industries and their products, not seasonally adjusted — Continued
 [August 2023]

Title ¹	Industry code	Product code	Unadjusted 12-month percent change ²	Unadjusted 1-month percent change ²				
				Aug. 2022 to Aug. 2023 ^P	Mar. to Apr.	Apr. to May ^P	May to June ^P	June to July ^P
All other basic organic chemical manufacturing - Continued								
Secondary products.....		325199-S	-	-2.0	1.0	-	-	-
Resin, synthetic rubber, and artificial/synthetic fiber/filaments mfg.....	3252		-12.2	1.7	-1.2	-1.9	-3.4	-1.1
Resin and synthetic rubber mfg.....	32521		-12.6	1.9	-1.2	-2.0	-3.8	-0.8
Plastics material and resin manufacturing.....	325211		-11.9	2.0	-1.2	-1.9	-3.5	-0.9
Primary products.....		325211-P	-13.6	2.0	-1.2	-2.0	-3.7	-0.9
Thermoplastic resins and plastics materials.....		325211-1	-14.4	2.2	-0.4	-2.1	-3.4	-1.6
Thermosetting resins and plastics materials.....		325211-4	-7.9	0.7	-6.1	-1.1	-5.5	3.5
Secondary products and miscellaneous receipts.....		325211-SM						
Synthetic rubber manufacturing.....	325212		-19.6	1.3	-1.2	-3.2	-6.5	0.1
Primary products.....		325212-P	-20.4	1.3	-1.2	-3.3	-6.6	0.1
Synthetic rubber (vulcanizable elastomers).....		325212-0	-20.4	1.3	-1.2	-3.3	-6.6	0.1
Secondary products and miscellaneous receipts.....		325212-SM						
Artificial fibers and filaments manufacturing.....	32522		-8.2	-0.4	-1.7	-1.0	1.9	-3.9
Artificial fibers and filaments manufacturing.....	325220		-8.2	-0.4	-1.7	-0.9	1.9	-3.9
Primary products.....		325220-P	-6.7	-0.4	-1.7	-0.8	2.0	-4.0
Polyester manufactured fibers.....		325220-7	-6.5	-0.8	-1.2	-1.3	0.4	0.1
Other noncellulosic organic fibers, incl. polyamide, polyolefin, and producer-textured.....		325220-9	-6.6	-0.4	-2.0	-0.6	2.7	-5.8
Secondary products and miscellaneous receipts.....		325220-SM						
Pesticide, fertilizer, and other agricultural chemical mfg.....	3253		-24.6	-3.9	-2.9	-3.5	-4.3	-0.9
Fertilizer mfg.....	32531		-30.9	-3.0	-3.4	-5.3	-7.8	-1.6
Nitrogenous fertilizer manufacturing.....	325311		-46.6	-6.6	-6.8	-12.5	-1.2	-8.7
Primary products.....		325311-P	-46.5	-6.7	-6.9	-12.6	-1.2	-8.7
Synthetic ammonia, nitric acid, ammonium compounds, and urea.....		325311-A	-49.8	-7.3	-7.5	-13.9	-1.4	-9.8
Fertilizer materials of organic origin.....		325311-7	-0.4	-0.1	-0.4	-0.3	0.0	0.0
Secondary products and miscellaneous receipts.....		325311-SM						
Secondary products.....		325311-S	-29.8	-0.5	0.0	-1.8	-0.3	-9.1
Phosphatic fertilizer manufacturing.....	325312		-22.8	-0.2	-2.2	-1.5	-16.2	6.0
Primary products.....		325312-P	-23.4	-0.2	-2.2	-1.5	-16.6	6.0
Phosphoric acid, superphosphates, and other phosphatic fertilizer materials.....		325312-A	-29.1	0.6	-2.1	-1.7	-22.2	7.8
Mixed fertilizers, made in plants which manufacture fertilizer materials.....		325312-7	-7.1	-2.2	-2.5	-0.9	-2.9	2.6
Secondary products and miscellaneous receipts.....		325312-SM						
Fertilizer, mixing only, manufacturing.....	325314		-10.8	-1.7	0.2	-1.1	-1.7	-3.9
Primary products.....		325314-P	-10.2	-1.8	0.3	-1.0	-1.7	-3.8
Mixed fertilizers, mixing only.....		325314-0	-10.2	-1.8	0.3	-1.0	-1.7	-3.8
Mixed fertilizers, dry, mixing only.....		325314-01	-7.6	-2.4	0.1	-0.9	-0.9	-3.4
Mixed fertilizers, liquid, mixing only.....		325314-02	-21.1	1.0	1.1	-1.6	-5.1	-5.7
Secondary products and miscellaneous receipts.....		325314-SM						
Miscellaneous receipts.....		325314-M	-30.4	2.4	-1.9	-7.5	-1.1	-9.0
Pesticide and other agricultural chemical mfg.....	32532		-16.8	-5.0	-2.3	-1.3	-0.1	-0.1
Pesticide and other agricultural chemical manufacturing.....	325320		-16.8	-5.0	-2.3	-1.3	-0.1	-0.1
Primary products.....		325320-P	-17.3	-5.0	-2.3	-1.3	-0.1	-0.1
Agricultural and commercial pesticides and chemicals.....		325320-1	-20.2	-5.4	-2.5	-1.4	-0.1	-0.1
Lawn and garden pesticides and chemicals.....		325320-4	16.2	0.0	0.0	0.0	0.0	0.0
Household and institutional pesticides and chemicals.....		325320-7	8.0	0.0	0.0	0.0	0.0	0.4
Secondary products and miscellaneous receipts.....		325320-SM						
Pharmaceutical and medicine mfg.....	3254		3.2	0.2	-0.1	0.0	0.4	0.1
Pharmaceutical and medicine mfg.....	32541		3.2	0.2	-0.1	0.0	0.4	0.1
Medicinal and botanical manufacturing.....	325411		0.5	0.1	0.0	-0.1	0.0	-0.4
Primary products.....		325411-P	0.5	0.1	0.0	-0.1	0.0	-0.4
Synthetic organic medicinal chemicals, medicinal & botanical drugs, & other products.....		325411-0	0.5	0.1	0.0	-0.1	0.0	-0.4
Secondary products and miscellaneous receipts.....		325411-SM1						
Pharmaceutical preparation manufacturing.....	325412		3.5	0.1	-0.1	0.0	0.4	0.2
Primary products.....		325412-P	3.1	0.1	-0.1	0.0	0.4	0.2
Pharmaceuticals acting on the respiratory system, for human use.....		325412-A	-0.1	0.0	0.0	0.0	0.1	0.0
Antihistamines and bronchodilators, including antiasthmatics.....		325412-A111	2.7	0.1	0.0	0.0	0.0	0.0
Other respiratory preparations.....		325412-A112	-1.9	0.0	0.0	0.0	0.3	0.0
Other respiratory preparations, over-the-counter.....		325412-A112OC	-	0.0	0.0	0.0	0.0	-

See footnotes at end of table.

Table 12. Producer price index percentage changes for the net output of selected industries and their products, not seasonally adjusted — Continued
 [August 2023]

Title ¹	Industry code	Product code	Unadjusted 12-month percent change ²	Unadjusted 1-month percent change ²				
			Aug. 2022 to Aug. 2023 ^P	Mar. to Apr.	Apr. to May ^P	May to June ^P	June to July ^P	July to Aug. ^P
Pharmaceutical preparation manufacturing - Continued								
Other respiratory preparations, prescription.....		325412-A112RX	-	0.0	0.0	0.0	0.7	-
Pharmaceuticals acting on the digestive or the genito-urinary systems, for human use.....		325412-D	-0.8	-0.4	0.0	-0.5	0.0	0.0
Other digestive or genito-urinary preparations.....		325412-D112	-0.8	-0.4	0.0	-0.5	0.0	0.0
Other digestive or genito-urinary preparations, prescription.....		325412-D112RX	-0.8	-0.5	0.0	-0.6	0.0	0.0
Pharmaceuticals acting on the skin, for human use.....		325412-G	0.8	-0.6	0.0	0.0	0.0	0.0
Other pharmaceutical preparations acting on the skin.....		325412-G311	0.9	-0.6	0.0	0.0	0.0	0.0
Anti-acne preparations.....		325412-G611	0.1	0.0	0.0	0.0	0.0	0.0
Vitamin, nutrient, and hematonic preparations, for human use.....		325412-L	4.9	0.4	0.2	-0.2	1.7	1.4
Multivitamins.....		325412-L111	11.3	0.0	0.0	0.0	10.6	0.0
Other vitamins and nutrients.....		325412-L112	1.8	0.5	0.0	-0.3	0.0	0.0
Pharmaceuticals affecting parasitic and infective diseases, for human use.....		325412-Q	1.9	0.0	0.0	0.0	0.2	0.0
Broad and medium spectrum antibiotics.....		325412-Q111	0.6	0.0	0.0	0.0	0.0	0.0
Systemic antivirals.....		325412-Q112	3.2	0.0	0.0	0.0	0.0	0.0
Other parasitic and infective diseases.....		325412-Q113	3.3	0.0	0.0	0.0	0.5	0.0
Pharmaceuticals for veterinary use, incl medicinal premixes/pet care products.....		325412-W	-	0.0	0.0	0.0	0.0	0.0
Pharmaceuticals affecting neoplasms, the endocrine system, & metabolic diseases, for human use.....		325412-1	1.3	0.0	0.0	0.0	0.3	0.0
Cancer therapy products.....		325412-1111	2.5	0.0	-0.7	0.0	1.3	0.0
Insulin/antidiabetes products.....		325412-1112	2.8	0.0	0.0	0.0	0.3	0.0
Other neoplasms, endocrine system, and metabolic diseases.....		325412-1113	1.1	0.0	0.0	0.0	0.2	0.0
Hormones and oral contraceptives.....		325412-1114	0.7	0.0	0.0	0.0	0.0	0.0
Pharmaceuticals acting on the central nervous system and the sense organs, for human use.....		325412-4	4.7	0.2	-0.3	0.0	0.1	0.0
Analgesics.....		325412-4111	4.6	0.0	0.0	0.0	0.4	0.0
Psychotherapeutics.....		325412-4112	9.3	0.0	0.0	0.0	0.0	0.0
Antidepressants.....		325412-41121	10.0	0.0	0.0	0.0	0.0	0.0
Other psychotherapeutics, including tranquilizers.....		325412-41123	4.3	0.0	0.0	0.0	0.0	0.1
Other central nervous system and sense organs.....		325412-4113	4.8	0.3	0.0	0.0	0.0	0.0
Anticonvulsants.....		325412-4114	-9.6	0.0	-13.9	0.0	0.0	0.0
Analgesics, over-the-counter.....		325412-4111OC	5.5	0.3	0.0	0.0	4.4	0.0
Analgesics, prescription.....		325412-4111RX	4.6	0.0	0.0	0.0	0.0	0.0
Pharmaceuticals acting on the cardiovascular system, for human use.....		325412-7	4.8	0.0	0.0	0.0	0.0	0.0
Other cardiovascular preparations.....		325412-7113	3.9	0.0	0.0	0.0	0.1	0.0
Secondary products and miscellaneous receipts.....		325412-SM	-	0.0	0.0	0.0	0.0	-
Miscellaneous receipts.....		325412-M	-	0.0	0.0	0.0	0.0	-
Secondary products.....		325412-S	5.2	0.0	0.0	0.0	0.0	0.0
In-vitro diagnostic substance manufacturing.....	325413		0.7	0.2	-0.6	0.0	0.0	-0.7
Primary products.....		325413-P	0.9	0.1	-0.5	0.0	0.0	-0.8
In-vitro diagnostic substances.....		325413-0	0.9	0.1	-0.5	0.0	0.0	-0.8
Secondary products and miscellaneous receipts.....		325413-SM	-	4.4	-	-	-	-
Secondary products.....		325413-S	-	4.4	-	-	-	-
Other biological product manufacturing.....	325414		4.0	1.3	-0.2	-0.2	1.0	0.0
Primary products.....		325414-P	6.4	0.9	-0.2	-0.2	1.2	0.0
Biological products, excluding diagnostic, for veterinary, industrial, and all other misc. uses.....		325414-A	15.1	2.4	-0.7	-0.6	1.1	0.0
Biological products, excluding diagnostic, for human use.....		325414-T	2.7	0.2	0.0	0.0	1.3	0.0
Secondary products and miscellaneous receipts.....		325414-SM1	-	-	-	-	-	-
Paint, coating & adhesive mfg.....	3255		1.7	0.3	0.1	-0.1	-0.1	-0.1
Paint and coating mfg.....	32551		0.9	0.2	0.1	0.0	-0.2	0.0
Paint and coating manufacturing.....	325510		0.9	0.2	0.1	0.0	-0.2	0.0
Primary products.....		325510-P	0.7	0.2	0.1	0.0	-0.2	0.0
Miscellaneous allied paint products including paint and varnish removers, thinners, etc.....		325510-B	0.4	0.1	0.0	-0.7	0.0	0.0
Architectural coatings.....		325510-1	2.6	0.0	0.0	0.0	0.0	0.0
Exterior architectural coatings.....		325510-11	4.6	0.0	0.0	0.0	0.0	0.0
Interior architectural coatings.....		325510-12	1.4	0.0	0.0	0.0	0.0	0.0
Product finishes for original equipment manufacturers (OEM), excluding marine coatings.....		325510-4	1.4	1.3	-0.1	0.0	-0.7	-0.2
Transportation finishes, except powdered and high-solids coatings.....		325510-41	0.1	2.0	0.8	0.2	-1.4	-1.2
All other product finishes for original equipment manufacturers (OEM), excluding marine coating.....		325510-42	1.5	1.2	-0.3	0.0	-0.5	0.0
Special purpose coatings incl. marine, industrial, construction and maintenance coatings, etc.....		325510-7	-4.1	-0.3	0.4	0.0	-0.3	0.2

See footnotes at end of table.

Table 12. Producer price index percentage changes for the net output of selected industries and their products, not seasonally adjusted — Continued
 [August 2023]

Title ¹	Industry code	Product code	Unadjusted 12-month percent change ²	Unadjusted 1-month percent change ²				
			Aug. 2022 to Aug. 2023 ^P	Mar. to Apr.	Apr. to May ^P	May to June ^P	June to July ^P	July to Aug. ^P
Paint and coating manufacturing - Continued								
Automotive, other transportation and machinery refinish paints and enamels, including primers.....		325510-71	-10.8	-1.1	-0.6	0.8	0.0	3.8
Special purpose coatings, including all marine coatings and traffic marking paints.....		325510-72	-3.7	-0.3	0.5	0.0	-0.3	0.0
Secondary products and miscellaneous receipts.....		325510-SM						
Secondary products.....		325510-S	0.6	0.6	0.0	0.0	0.0	0.0
Adhesive mfg.....	32552		3.4	0.6	0.1	-0.2	0.0	-0.2
Adhesive manufacturing.....	325520		3.4	0.6	0.1	-0.2	0.0	-0.2
Primary products.....		325520-P	2.8	0.6	0.1	-0.2	0.0	-0.2
Nonstructural caulking compounds and sealants.....		325520-A	2.7	0.9	0.1	0.0	0.0	0.0
Structural sealants (load bearing).....		325520-B	-2.1	0.0	0.0	0.0	0.0	0.0
Synthetic resin & rubber adhesives, incl all types of bonding & laminating adhesives.....		325520-4	3.3	0.6	0.2	-0.3	0.0	-0.3
Epoxy adhesives.....		325520-41	7.9	1.0	0.7	0.0	0.0	0.0
Other synthetic resin and rubber adhesives.....		325520-46	1.0	0.8	0.0	-0.7	0.1	-0.1
Secondary products and miscellaneous receipts.....		325520-SM						
Secondary products.....		325520-S	8.3	0.1	-0.1	0.0	0.6	0.0
Soap, cleaners, and toilet preparation mfg.....	3256		4.9	0.1	0.3	0.2	0.0	0.0
Soap & cleaning compound mfg.....	32561		4.5	0.0	0.0	0.2	0.0	0.0
Soap and other detergent manufacturing.....	325611		9.6	0.0	0.1	0.1	0.1	0.0
Primary products.....		325611-P	11.3	0.0	0.1	0.0	0.1	0.0
Soaps and detergents, commercial, industrial, and institutional.....		325611-1	11.4	0.0	0.1	0.0	0.3	0.0
Commercial, industrial, and institutional hard surface cleaners.....		325611-11	7.7	0.0	0.0	0.0	0.0	0.0
Commercial, industrial, and institutional laundry detergents.....		325611-12	6.2	0.0	0.0	0.0	0.0	0.0
Commercial, industrial, and institutional dishwashing detergents.....		325611-13	20.9	-0.1	0.0	0.0	0.0	0.0
Commercial, industrial, and institutional metal cleaners.....		325611-14	4.7	0.0	0.0	0.0	0.0	0.0
Dairy, farm, and food plant cleaners, sanitizers, etc.....		325611-16	-	0.0	0.0	0.0	0.0	-
Commercial, industrial, and institutional soaps, excluding specialty cleaners.....		325611-17	3.1	0.0	0.3	0.0	0.0	0.0
Household detergents.....		325611-4	14.1	0.1	0.1	0.0	0.2	0.3
Household alkaline detergents and cleaners.....		325611-45	18.6	0.1	0.1	0.0	0.3	0.3
Household dry and liquid laundry detergents.....		325611-46	11.4	0.0	0.0	0.0	0.0	0.0
Soaps, excluding specialty cleaners, household.....		325611-7	1.6	0.0	0.0	0.0	-0.5	0.0
Secondary products and miscellaneous receipts.....		325611-SM						
Miscellaneous receipts.....		325611-M	4.1	0.0	0.0	0.0	0.0	0.0
Secondary products.....		325611-S	7.7	0.0	0.1	1.5	0.1	0.0
Polish and other sanitation good mfg.....	325612		3.5	0.3	0.1	0.0	0.0	0.0
Primary products.....		325612-P	3.2	0.3	0.0	0.0	0.0	0.0
Polishing preparations and related products.....		325612-7	2.1	0.4	-0.1	0.0	0.0	0.0
Specialty cleaning and sanitation products.....		325612-8	1.9	0.6	0.1	0.0	0.1	0.0
Disinfectants, nonagricultural, industrial and institutional.....		325612-81	3.4	0.7	0.0	0.0	0.0	0.0
Air and room fresheners.....		325612-83	0.2	0.0	0.0	0.0	0.0	0.0
Laundry fabric softeners and rinses, liquid and dry.....		325612-88	3.6	0.4	1.0	0.0	0.9	0.0
Other specialty cleaning and sanitation products.....		325612-89	2.0	0.7	0.1	0.0	0.0	0.0
Secondary products and miscellaneous receipts.....		325612-SM						
Miscellaneous receipts.....		325612-M	3.5	2.6	0.0	0.0	0.0	0.0
Surface active agent manufacturing.....	325613		-4.8	-0.3	-0.4	0.8	-0.3	0.0
Primary products.....		325613-P	-4.2	0.0	-0.5	0.8	0.0	0.0
Surfactants, finishing agents, and assistants.....		325613-0	-4.2	0.0	-0.5	0.8	0.0	0.0
Textile and leather assistants and finishes.....		325613-01	-	-0.1	-1.7	-1.9	-	-
Surfactants (bulk surface active agents).....		325613-02	-0.2	0.0	0.0	1.8	0.0	0.0
Secondary products and miscellaneous receipts.....		325613-SM						
Toilet preparation mfg.....	32562		4.9	0.2	0.5	0.2	0.0	0.0
Toilet preparation manufacturing.....	325620		4.9	0.2	0.5	0.2	0.0	0.0
Primary products.....		325620-P	5.2	0.2	0.5	0.2	0.0	0.0
Denture cleaners, mouthwashes, gargles, and rinses.....		325620-A	7.3	0.0	0.0	0.1	0.0	0.0
Creams, lotions, and oils, excluding shaving, hair, and deodorant.....		325620-D	7.2	0.3	0.0	0.0	0.0	0.0
Other cosmetics and toilet preparations.....		325620-G	4.7	0.4	1.2	0.5	0.0	0.0
Shaving preparations.....		325620-1	0.6	0.0	0.0	0.0	0.2	0.0
Perfumes, toilet waters, and colognes.....		325620-4	4.1	0.0	0.0	0.0	0.0	0.0
Hair preparations (including shampoos).....		325620-7	2.9	0.0	0.0	0.0	0.1	0.0
Hair preparations incl professional, consumer, and cream/gel shampoos.....		325620-71	3.0	0.0	0.0	0.0	0.1	0.0
Hair tonics and hair dressings incl professional and consumer use.....		325620-72	2.3	0.0	0.0	0.0	0.0	0.0

See footnotes at end of table.

Table 12. Producer price index percentage changes for the net output of selected industries and their products, not seasonally adjusted — Continued
[August 2023]

Title ¹	Industry code	Product code	Unadjusted 12-month percent change ²	Unadjusted 1-month percent change ²				
			Aug. 2022 to Aug. 2023 ^P	Mar. to Apr.	Apr. to May ^P	May to June ^P	June to July ^P	July to Aug. ^P
Toilet preparation manufacturing - Continued								
Secondary products and miscellaneous receipts.....		325620-SM						
Secondary products.....		325620-S	1.1	0.0	0.2	-1.5	0.0	0.1
Other chemical product & preparation mfg.....	3259		-1.3	0.4	0.6	-1.1	-0.4	0.4
Printing ink mfg.....	32591		1.6	0.5	0.1	0.0	-0.1	-0.8
Printing ink manufacturing.....	325910		1.6	0.5	0.1	0.0	-0.1	-0.8
Primary products.....		325910-P	1.6	0.5	0.0	0.0	-0.1	-0.8
Flexographic printing inks.....		325910-A	-3.4	0.0	0.0	0.0	0.0	-3.7
Nonimpact/digital inks.....		325910-E	2.1	1.9	0.1	0.0	-0.5	0.0
All other printing inks.....		325910-H	6.2	0.2	0.2	0.1	0.4	0.9
Lithographic and offset inks.....		325910-6	4.7	0.0	0.0	0.0	0.0	0.5
News and nonheat web offset printing inks.....		325910-61	5.1	0.0	0.0	0.0	0.0	0.2
Publication and commercial web inks.....		325910-62	7.5	0.0	0.0	0.0	0.0	0.5
Sheet-fed general inks.....		325910-63	0.0	0.0	0.1	0.0	0.0	-0.3
Sheet-fed packaging inks.....		325910-64	1.3	0.0	0.0	0.0	0.0	1.3
Gravure printing inks.....		325910-7	0.0	0.0	0.0	0.0	0.0	0.0
Secondary products and miscellaneous receipts.....		325910-SM						
Miscellaneous receipts.....		325910-M	0.0	0.0	0.0	0.0	0.0	0.0
Explosives mfg.....	32592		2.8	-0.6	-0.6	0.0	0.3	-0.4
Explosives manufacturing.....	325920		2.8	-0.6	-0.6	0.0	0.3	-0.4
Primary products.....		325920-P	3.6	-0.6	-0.9	0.2	0.2	-0.5
Explosives and blasting accessories.....		325920-0	3.6	-0.6	-0.9	0.2	0.2	-0.5
Secondary products and miscellaneous receipts.....		325920-SM						
All other chemical product & preparation mfg.....	32599		-1.9	0.5	0.7	-1.2	-0.4	0.6
Custom compounding of purchased resins.....	325991		-6.4	1.6	0.1	-0.3	-1.4	0.0
Primary products.....		325991-P	-6.5	1.6	0.1	-0.3	-1.4	0.0
Custom compounding of purchased resins and color concentrates.....		325991-0	-6.5	1.6	0.1	-0.3	-1.4	0.0
Secondary products and miscellaneous receipts.....		325991-SM						
Photographic Film, Paper, Plate, Chemical, and Copy Toner Manufacturing.....	325992		1.7	-0.6	3.7	-4.6	0.5	1.3
Primary products.....		325992-P	2.2	-0.6	3.9	-5.0	0.6	1.1
Photographic sensitized film, plates, paper, & cloth.....		325992-T	2.1	-0.9	5.5	-7.0	0.8	1.6
Photographic sensitized film, plates, paper, & cloth, silver-halide-type (excl X-ray).....		325992-T1	-1.1	-1.0	6.6	-8.4	1.0	1.9
Photographic sensitized film, plates, paper & cloth, other than silver-halide-type (incl X-ray).....		325992-T3	3.7	0.0	0.0	0.6	0.0	0.0
Prepared photographic chemicals.....		325992-5	3.4	0.0	0.0	0.4	0.0	-0.1
Secondary products and miscellaneous receipts.....		325992-SM						
Other miscellaneous chemical product manufacturing.....	325998		-0.4	0.2	0.2	-0.8	-0.2	0.6
Primary products.....		325998-P	-0.6	0.3	0.2	-0.9	-0.1	0.7
Water treating compounds.....		325998-A	-3.9	2.4	0.4	-6.1	0.6	2.9
All other chemical preparations, including essential oils, matches, and gelatin.....		325998-J	-0.2	-0.2	-0.3	0.4	0.2	0.2
Secondary products and miscellaneous receipts.....		325998-SM						
Miscellaneous receipts.....		325998-M	3.1	0.3	0.0	0.0	0.0	0.0
Secondary products.....		325998-S	-5.3	-1.0	0.5	0.1	-4.9	-0.1
Plastics and rubber products mfg.....	326		-2.0	0.0	-0.4	-0.3	-0.2	-0.2
Plastics product mfg.....	3261		-3.1	0.0	-0.3	-0.3	-0.2	-0.3
Unsupported plastics film, sheet, and bag mfg.....	32611		-6.5	0.7	-0.5	-1.0	-0.3	-0.5
Plastics bag and pouch manufacturing.....	326111		-2.0	0.2	-0.2	-0.1	0.0	-0.4
Primary products.....		326111-P	-1.8	0.2	-0.2	0.0	0.1	-0.3
Single-web film specialty bags, pouches, and liners.....		326111-1	-2.0	0.2	-0.2	0.0	0.1	-0.2
Polyethylene grocery and variety bags and pouches.....		326111-11	-3.8	0.1	-2.4	0.0	-0.1	0.1
Polyethylene refuse bags.....		326111-12	-8.8	0.6	0.7	0.0	-0.2	-0.5
Other polyethylene bags, pouches, and liners.....		326111-15	2.0	0.3	0.1	-0.1	0.4	-0.4
Coextruded single-web film specialty bags, pouches, & liners.....		326111-16	-1.8	0.0	0.0	0.0	0.0	-0.2
Multiweb film/film combination specialty bags, pouches, and liners.....		326111-3	-2.7	-0.4	-0.3	0.0	-0.3	-1.8
Secondary products and miscellaneous receipts.....		326111-SM						
Secondary products.....		326111-S	-5.3	0.8	-0.3	0.2	-1.1	-2.7
Plastics packaging film and sheet mfg.....	326112		-3.6	1.2	-0.8	0.5	-0.6	-0.9
Primary products.....		326112-P	-3.5	1.2	-0.8	0.5	-0.6	-1.0
Single-web film, rolls, and sheets, including coextruded, for flexible packaging uses.....		326112-1	-1.1	0.8	-0.4	-0.2	-0.4	-0.1

See footnotes at end of table.

Table 12. Producer price index percentage changes for the net output of selected industries and their products, not seasonally adjusted — Continued
 [August 2023]

Title ¹	Industry code	Product code	Unadjusted 12-month percent change ²	Unadjusted 1-month percent change ²				
			Aug. 2022 to Aug. 2023 ^P	Mar. to Apr.	Apr. to May ^P	May to June ^P	June to July ^P	July to Aug. ^P
Plastics packaging film and sheet mfg. - Continued								
Single-web film, rolls, and sheets for flexible packaging uses.....		326112-11	0.7	0.8	-0.4	0.0	-0.2	0.0
Coextruded single-web film, for flexible packaging uses.....		326112-12	-8.7	1.0	-0.3	-1.0	-1.1	-0.7
Film/film multiweb laminated rolls and sheets, excluding foil, for flexible packaging uses.....		326112-3	-12.0	3.0	-2.7	3.7	-1.9	-4.9
Secondary products and miscellaneous receipts.....		326112-SM						
Secondary products.....		326112-S	-4.7	0.7	-0.1	-0.1	-0.2	0.7
Nonpackaging plastics film and sheet mfg.....	326113		-11.3	0.6	-0.6	-2.7	-0.4	-0.3
Primary products.....		326113-P	-11.6	0.6	-0.5	-2.8	-0.4	-0.3
Unlaminated plastics film and sheet, excluding packaging.....		326113-0	-11.6	0.6	-0.5	-2.8	-0.4	-0.3
Unlaminated polyethylene film and sheet.....		326113-01	-7.9	0.4	-0.1	-3.1	-0.3	-0.6
Unlaminated vinyl and vinyl copolymer film and sheet.....		326113-03	-1.8	0.0	0.0	-0.7	0.0	0.0
Miscellaneous unlaminated plastics film and sheet.....		326113-04	-16.0	0.2	-0.1	-2.7	-0.4	0.0
Secondary products and miscellaneous receipts.....		326113-SM						
Secondary products.....		326113-S	-7.3	-0.2	-2.9	-0.9	0.5	-1.1
Plastics pipe/fitting/unsupported shapes mfg.....	32612		-7.5	-0.4	-0.9	-0.4	-1.9	-1.0
Unlaminated plastics profile shape mfg.....	326121		-3.5	-0.2	0.3	1.0	-3.8	-2.2
Primary products.....		326121-P	-3.7	0.2	0.3	1.1	-4.3	-2.4
Unlaminated plastics profile shapes.....		326121-0	-3.7	0.2	0.3	1.1	-4.3	-2.4
Secondary products and miscellaneous receipts.....		326121-SM						
Plastics pipe and pipe fitting manufacturing.....	326122		-9.2	-0.5	-1.5	-1.0	-0.9	-0.5
Primary products.....		326122-P	-9.4	-0.5	-1.5	-1.0	-0.9	-0.5
Plastics pipe.....		326122-1	-11.0	-0.5	-1.5	-1.1	-0.9	-0.9
Plastics drain, waste, and vent pipe.....		326122-11	-17.0	-1.7	-0.7	-0.6	-0.3	-0.5
Plastics water pipe.....		326122-13	-7.6	0.0	-1.8	-1.8	-0.7	-2.1
Plastics sewer, stormdrain, and water main pipe.....		326122-18	-13.7	-0.3	-1.7	-1.4	-0.4	-1.5
Other plastics pipe.....		326122-1B	-12.6	0.0	0.0	0.0	-8.9	0.0
Plastics pipe fittings and unions.....		326122-3	-1.4	-0.7	-1.5	-0.6	-1.0	1.6
Secondary products and miscellaneous receipts.....		326122-SM						
Miscellaneous receipts.....		326122-M	-6.1	-2.7	0.3	-2.0	-1.6	1.9
Secondary products.....		326122-S1	3.1	0.3	1.0	0.0	-0.1	-0.2
Laminated plastics plate, sheet, and shape mfg.....	32613		4.3	0.0	0.5	0.1	0.0	0.0
Laminated plastics plate, sheet (except packaging), and shape manufacturing.....	326130		4.3	0.0	0.5	0.1	0.0	0.0
Primary products.....		326130-P	4.2	0.0	0.4	0.2	0.0	0.0
Laminated plastics plates, sheet (except packaging), and shapes.....		326130-0	4.2	0.0	0.4	0.2	0.0	0.0
Secondary products and miscellaneous receipts.....		326130-SM						
Secondary products.....		326130-S	-	0.0	0.0	0.0	-	-
Polystyrene foam product mfg.....	32614		-6.5	-0.1	-0.7	-1.4	0.0	-0.2
Polystyrene foam product manufacturing.....	326140		-6.5	-0.1	-0.7	-1.4	0.0	-0.2
Primary products.....		326140-P	-8.2	-0.2	-1.0	-1.8	0.0	-0.3
Packaging, polystyrene foam products.....		326140-2	-8.6	-0.2	-1.3	-0.7	-0.2	-0.5
Polystyrene foam food containers.....		326140-21	-11.1	-0.2	-2.0	0.3	-0.3	-0.4
Polystyrene foam protective shipping pads, shaped cushioning, etc.....		326140-22	-4.8	0.0	0.0	-2.6	0.0	-0.6
Building and construction polystyrene foam products.....		326140-3	-8.7	0.0	0.0	-6.6	-0.9	-0.4
Consumer and institutional polystyrene foam products.....		326140-5	-8.3	-0.4	-1.4	-0.5	0.6	0.0
All other polystyrene foam products incl. transportation application uses.....		326140-9	-4.0	0.0	0.0	-1.1	0.0	0.0
Secondary products and miscellaneous receipts.....		326140-SM						
Foam product (ex polystyrene) mfg.....	32615		-3.4	-1.1	-0.1	0.0	-0.7	0.0
Urethane and other foam product mfg.....	326150		-3.4	-1.1	-0.1	0.0	-0.7	0.0
Primary products.....		326150-P	-3.9	-1.2	-0.1	0.0	-0.7	0.0
Packaging polyurethane foam products.....		326150-2	1.3	1.3	0.0	0.0	0.0	0.0
Furniture and furnishings polyurethane foam products.....		326150-4	-13.3	-3.7	-0.2	0.0	-1.6	0.0
Polyurethane foam formed and slab stock for pillows, seating, and cushioning...		326150-41	-9.3	-2.4	-0.9	0.1	-0.8	0.0
Consumer and institutional polyurethane foam products.....		326150-5	-	3.0	-	-	-	-
All other miscellaneous polyurethane foam products.....		326150-6	2.5	0.0	0.0	0.0	0.0	0.0
Products made of foam other than polystyrene or polyurethane.....		326150-9	2.8	0.0	0.0	0.0	0.0	0.0
Secondary products and miscellaneous receipts.....		326150-SM						
Secondary products.....		326150-S	6.5	0.0	-0.3	0.8	-1.1	0.2
Plastics bottle mfg.....	32616		-5.6	-1.0	0.5	0.5	-0.2	-0.4
Plastics bottle manufacturing.....	326160		-5.6	-1.0	0.5	0.5	-0.2	-0.4
Primary products.....		326160-P	-5.7	-1.0	0.5	0.5	-0.2	-0.4

See footnotes at end of table.

Table 12. Producer price index percentage changes for the net output of selected industries and their products, not seasonally adjusted — Continued
[August 2023]

Title ¹	Industry code	Product code	Unadjusted 12-month percent change ²	Unadjusted 1-month percent change ²				
				Aug. 2022 to Aug. 2023 ^P	Mar. to Apr.	Apr. to May ^P	May to June ^P	June to July ^P
Plastics bottle manufacturing - Continued								
Plastics bottles.....		326160-0	-5.7	-1.0	0.5	0.5	-0.2	-0.4
Secondary products and miscellaneous receipts.....		326160-SM						
Other plastics product mfg.	32619		-0.2	0.2	-0.2	0.0	0.2	0.0
Plastics plumbing fixture manufacturing.....	326191		2.3	0.0	-0.4	0.1	0.3	0.0
Primary products.....		326191-P	2.3	0.0	-0.4	0.1	0.3	0.0
Plastics plumbing fixtures.....		326191-0	2.3	0.0	-0.4	0.1	0.3	0.0
Secondary products and miscellaneous receipts.....		326191-SM						
Miscellaneous receipts.....		326191-M	-1.2	0.0	0.0	0.0	1.4	0.5
All other plastics product manufacturing.....	326199		-0.3	0.2	-0.2	0.0	0.2	0.0
Primary products.....		326199-P	-0.8	0.2	-0.1	-0.2	0.2	0.0
All other reinforced and fiberglass plastics products.....		326199-A	10.1	0.1	0.5	0.0	0.6	0.0
Consumer/institutional/commercial fabricated plastics products (excl. foam and wire coated).....		326199-C	0.9	0.2	0.1	0.1	0.1	0.2
Transportation fabricated plastics products (excluding foam and reinforced plastics).....		326199-1	-1.4	0.0	-0.7	-0.3	0.0	0.0
Electrical and electronic fabricated plastics (excluding foam and reinforced plastics).....		326199-2	-0.8	0.2	-0.1	1.1	1.4	-1.5
Industrial machinery plastics products, excluding foam (incl. gears, bearings, etc.).....		326199-3	4.9	0.0	0.0	0.0	0.0	0.0
Plastics packaging (excluding film, sheet, foam, and bottles).....		326199-4	-5.7	0.6	0.3	-0.9	-0.5	-0.2
Building & construction fabricated plastics products (excl foam, plumbing fixtures, hardware).....		326199-8	-2.7	0.1	-0.6	0.1	0.9	0.1
Secondary products and miscellaneous receipts.....		326199-SM						
Miscellaneous receipts.....		326199-M	6.9	1.2	-2.2	0.2	0.9	-0.3
Secondary products.....		326199-S	1.2	-0.2	1.3	2.6	-0.5	-0.2
Rubber product mfg.	3262		3.3	0.0	-0.5	-0.2	0.2	-0.1
Tire mfg.	32621		4.4	0.0	-0.7	-0.1	-0.1	0.0
Tire manufacturing, except retreading.....	326211		4.4	0.0	-0.7	-0.1	-0.1	0.0
Primary products.....		326211-P	4.8	0.0	-0.7	-0.1	-0.1	0.0
Tread rubber, tire sundries, and repair materials.....		326211-H	5.9	2.1	-0.1	-0.7	0.1	0.0
Pneumatic tires (including passenger, truck, bus, tractor, industrial, and other tires).....		326211-0	5.0	-0.1	-0.7	-0.1	-0.1	0.0
Passenger car pneumatic tires (casings).....		326211-01	7.2	0.8	-0.1	0.0	-0.2	0.0
Truck and bus (including off-the-highway) pneumatic tires.....		326211-03	-1.7	-3.1	-4.1	-0.1	0.0	0.0
Secondary products and miscellaneous receipts.....		326211-SM						
Rubber and plastics hose and belting.....	32622		-1.3	-0.8	-0.8	-0.2	0.4	0.0
Rubber and plastics hose and belting mfg.....	326220		-1.3	-0.8	-0.8	-0.2	0.4	0.0
Primary products.....		326220-P	-0.9	-0.7	-0.8	-0.2	0.4	0.0
Rubber and plastics belt and belting mfg.....		326220-D	2.0	0.1	-0.4	-0.6	0.0	0.0
Rubber and plastics transmission belts and belting (excluding flat).....		326220-D2	3.8	0.4	0.0	0.0	0.1	0.1
Rubber and plastic hose mfg.....		326220-H	-3.7	-1.6	-1.3	0.1	0.8	0.0
Rubber and plastics hose for on- and off-highway motor vehicles.....		326220-H3	3.4	1.5	-1.4	0.0	3.8	1.5
Industrial rubber and plastics hose without fittings.....		326220-H4	-4.7	-1.8	0.0	0.0	0.0	0.0
Rubber and plastics water hose (incl. fire, irrigation, etc.).....		326220-H5	-19.6	-8.3	-5.8	0.0	-3.4	-2.8
Secondary products and miscellaneous receipts.....		326220-SM						
Other rubber product mfg.....	32629		3.5	0.4	-0.1	-0.2	0.6	-0.1
Rubber product mfg. for mechanical use.....	326291		8.5	2.5	-0.1	0.0	0.6	0.0
Primary products.....		326291-P	9.0	2.7	-0.2	0.0	0.6	0.0
Other extruded rubber mechanical goods (excl. auto)(excl. tubing).....		326291-C	1.4	0.0	0.7	0.0	0.0	0.0
Molded rubber mechanical goods, automotive.....		326291-1	15.5	4.4	0.0	0.0	1.3	0.0
Molded rubber mechanical goods, transportation (excluding automotive)/off-highway machinery.....		326291-2	3.6	0.0	0.0	0.1	0.0	-0.2
Other molded rubber mechanical goods (excluding tubing).....		326291-9	4.5	2.9	-1.1	0.0	0.0	0.2
Secondary products and miscellaneous receipts.....		326291-SM						
Secondary products.....		326291-S	3.9	0.0	0.0	0.3	0.0	-0.1
All other rubber product manufacturing.....	326299		0.4	-1.0	-0.1	-0.4	0.6	-0.2
Primary products.....		326299-P	0.7	-1.0	-0.1	-0.4	0.6	-0.2
Rubber druggist and medical sundries, excluding gloves.....		326299-A	-	0.0	0.0	-	-	-
All other miscellaneous rubber goods.....		326299-B	5.3	0.0	-0.2	0.0	0.0	-0.2
Rubber compounds or mixtures for sale or interplant transfer.....		326299-6	-3.7	-2.8	0.0	-1.3	-0.4	-0.7
All other industrial rubber products.....		326299-7	4.3	-0.6	0.2	0.0	2.5	0.5
Secondary products and miscellaneous receipts.....		326299-SM						

See footnotes at end of table.

Table 12. Producer price index percentage changes for the net output of selected industries and their products, not seasonally adjusted — Continued
 [August 2023]

Title ¹	Industry code	Product code	Unadjusted 12-month percent change ²	Unadjusted 1-month percent change ²				
			Aug. 2022 to Aug. 2023 ^P	Mar. to Apr.	Apr. to May ^P	May to June ^P	June to July ^P	July to Aug. ^P
Nonmetallic mineral product manufacturing.....	327		6.5	0.2	0.4	0.0	0.1	0.0
Clay product and refractory manufacturing.....	3271		4.7	0.3	0.6	0.1	0.2	0.1
Pottery, ceramics, and plumbing fixture mfg.....	32711		3.3	0.1	0.3	-0.3	0.8	0.0
Pottery, ceramics, and plumbing fixture mfg.....	327110		3.3	0.1	0.3	-0.3	0.8	0.0
Primary products.....		327110-P	3.8	0.1	0.4	-0.4	0.8	0.0
Vitreous china, porcelain, and earthenware (semivitreous) table and kitchenware..		327110-5	—	0.0	0.0	0.0	-4.1	0.0
All other pottery products (including china decorated for the trade).....		327110-6	2.8	0.0	2.2	0.0	0.0	0.0
Porcelain, steatite, and other ceramic electrical products.....		327110-7	6.2	0.2	-0.2	-0.8	2.1	0.0
Secondary products and miscellaneous receipts.....		327110-SM						
Clay building material and refractories mfg.....	32712		5.3	0.4	0.7	0.2	-0.1	0.2
Clay building material and refractories mfg.....	327120		5.3	0.4	0.7	0.2	-0.1	0.2
Primary products.....		327120-P	4.9	0.4	0.7	0.2	-0.1	-0.1
Brick and structural clay tile.....		327120-1	6.4	0.0	0.2	0.0	0.0	-0.1
Building or common brick.....		327120-11	6.3	0.0	0.2	0.0	0.0	-0.1
Glazed brick and other brick (paving, floor, and sewer).....		327120-12	8.4	0.0	0.0	0.0	0.0	0.0
Clay floor and wall tile, glazed and unglazed (including quarry tile and ceramic mosaic tile).....		327120-2	6.3	1.9	2.4	0.9	0.0	0.0
Nonclay refractories (excluding dead-burned magnesia).....		327120-6	4.0	0.1	1.5	0.3	-0.5	-0.2
Clay refractories.....		327120-7	4.5	0.0	0.0	0.0	0.0	0.0
All other structural clay products, excluding clay refractories.....		327120-9	8.3	0.0	0.0	0.0	0.0	0.0
Secondary products and miscellaneous receipts.....		327120-SM						
Miscellaneous receipts.....		327120-M	8.9	0.0	0.0	0.0	0.0	0.0
Glass and glass product manufacturing.....	3272		5.0	-0.3	-0.4	0.5	-0.6	-0.8
Glass and glass product manufacturing.....	32721		5.0	-0.3	-0.4	0.5	-0.6	-0.8
Flat glass manufacturing.....	327211		-4.9	-0.5	0.2	1.5	-2.5	-1.1
Primary products.....		327211-P	-4.8	-0.5	0.2	1.5	-2.5	-1.1
Flat glass (float, sheet, and plate process), made by flat glass producers.....		327211-1	—	-0.8	0.3	2.4	-3.9	—
Other glass products, made by flat glass producers.....		327211-4	2.3	0.0	0.0	0.0	0.0	0.0
Secondary products and miscellaneous receipts.....		327211-SM						
Other pressed and blown glass and glassware.....	327212		9.3	0.0	0.8	0.0	0.0	-0.2
Primary products.....		327212-P	8.8	0.0	0.2	0.0	0.0	-0.2
Glass fiber and machine-made pressed and blown glass and glassware, made by glass producers.....		327212-B	8.7	0.0	0.0	0.0	0.0	-0.2
Handmade pressed and blown glass and glassware, made by glass producers....		327212-9	11.0	0.0	10.1	0.0	0.0	0.0
Secondary and miscellaneous receipts.....		327212-SM						
Glass container manufacturing.....	327213		11.9	0.0	0.6	0.0	-0.2	0.4
Primary products.....		327213-P	12.0	0.0	0.6	0.0	-0.2	0.4
Glass containers (including value of packaging).....		327213-0	12.0	0.0	0.6	0.0	-0.2	0.4
Secondary products and miscellaneous receipts.....		327213-SM1						
Glass product mfg. made of purchased glass.....	327215		5.0	-0.4	-1.4	0.4	-0.3	-1.4
Primary products.....		327215-P	5.0	-0.4	-1.4	0.4	-0.3	-1.4
Pressed and blown glassware, made from purchased glass.....		327215-E	—	-0.5	-0.9	-0.1	-0.2	-0.3
Other glass products, made from purchased glass.....		327215-F	6.2	-0.1	-1.0	-0.2	0.2	-1.2
Mirrors (decorated and undecorated), made from purchased glass.....		327215-9	1.3	-0.9	-3.1	2.9	-2.2	-2.8
Secondary products and miscellaneous receipts.....		327215-SM						
Secondary products.....		327215-S	—	0.0	0.0	0.0	0.0	0.0
Cement and concrete product manufacturing.....	3273		8.8	0.5	0.8	0.0	0.5	0.3
Cement manufacturing.....	32731		11.1	0.1	0.6	-0.1	1.3	0.0
Cement manufacturing.....	327310		11.1	0.1	0.6	-0.1	1.3	0.0
Primary products.....		327310-P	11.0	0.1	0.6	-0.1	1.2	0.0
Cement, hydraulic (including cost of shipping containers).....		327310-0	11.0	0.1	0.6	-0.1	1.2	0.0
Secondary products and miscellaneous receipts.....		327310-SM						
Ready-mix concrete manufacturing.....	32732		9.5	0.7	1.2	-0.4	0.7	0.4
Ready-mix concrete manufacturing.....	327320		9.5	0.7	1.2	-0.4	0.7	0.4
Primary products.....		327320-P	9.5	0.7	1.2	-0.4	0.7	0.4
Northeast region ready-mix concrete.....		327320-A	10.9	1.6	4.1	-0.5	0.0	0.0
Midwest region ready-mix concrete.....		327320-B	14.2	0.2	1.3	-1.6	1.4	0.0
South region ready-mix concrete.....		327320-C	8.0	0.4	0.9	0.1	1.0	0.3
West region ready-mix concrete.....		327320-D	7.7	1.3	0.6	-0.2	-0.1	1.2
Secondary products and miscellaneous receipts.....		327320-SM						

See footnotes at end of table.

Table 12. Producer price index percentage changes for the net output of selected industries and their products, not seasonally adjusted — Continued
 [August 2023]

Title ¹	Industry code	Product code	Unadjusted 12-month percent change ²	Unadjusted 1-month percent change ²				
				Aug. 2022 to Aug. 2023 ^P	Mar. to Apr.	Apr. to May ^P	May to June ^P	June to July ^P
Ready-mix concrete manufacturing - Continued								
Miscellaneous receipts.....		327320-M	6.0	0.0	0.0	0.0	0.8	0.0
Secondary products.....		327320-S	7.5	0.1	0.0	0.0	0.2	0.0
Concrete pipe, brick, and block manufacturing.....	32733		10.1	0.9	0.2	0.6	-0.2	-0.1
Concrete block and brick manufacturing.....	327331		9.6	0.9	0.1	0.1	0.1	0.5
Primary products.....		327331-P	9.7	1.0	0.0	0.1	0.1	0.5
Concrete block and brick.....		327331-0	9.7	1.0	0.0	0.1	0.1	0.5
Structural concrete block, lightweight units (weighing less than 105 lb/cubic ft.) (dry weight).....		327331-01	10.8	1.9	0.0	0.0	0.0	0.6
Structural concrete block, mediumweight units (weighing 105 - 124 lb/cubic ft.) (dry weight).....		327331-02	13.5	0.4	0.5	0.2	0.0	0.0
Structural concrete block, normalweight units (weighing 125 lb or more/cubic ft.) (dry weight).....		327331-03	11.9	0.5	0.0	0.4	0.8	1.1
Decorative concrete block (including screen, split, slump, shadowal block, etc.).....		327331-04	10.2	0.8	0.0	0.0	0.0	1.6
Concrete pavers (including grid, interlocking, etc.).....		327331-05	7.6	1.0	0.0	0.0	0.0	0.0
Concrete brick.....		327331-06	8.6	1.0	0.0	0.0	0.0	0.0
Secondary products and miscellaneous receipts.....		327331-SM						
Miscellaneous receipts.....		327331-M	6.1	0.0	0.0	0.0	1.6	0.0
Secondary products.....		327331-S	10.9	0.0	1.3	0.0	0.2	0.1
Concrete pipe manufacturing.....	327332		9.2	0.7	0.4	1.9	-1.2	-1.9
Primary products.....		327332-P	9.2	0.7	0.4	1.7	-1.0	-1.9
Concrete pipe.....		327332-0	9.2	0.7	0.4	1.7	-1.0	-1.9
Concrete storm sewer pipe.....		327332-02	6.9	0.0	0.4	-0.1	0.0	-0.6
Concrete pipe, except concrete culvert and storm sewer pipe.....		327332-03	6.8	0.0	0.2	3.1	0.0	0.0
Secondary products and miscellaneous receipts.....		327332-SM1						
Other concrete product manufacturing.....	32739		6.0	0.2	0.3	0.6	0.2	0.3
Other concrete product manufacturing.....	327390		6.0	0.2	0.3	0.6	0.2	0.3
Primary products.....		327390-P	5.9	0.2	0.3	0.5	0.3	0.3
Precast concrete products.....		327390-1	6.9	0.1	0.4	0.6	0.3	0.2
Precast concrete slabs and tile, roof and floor units.....		327390-11	8.3	0.0	0.0	0.0	0.0	0.0
Precast concrete architectural wall panels.....		327390-12	1.3	-0.1	0.6	0.0	0.0	0.0
Burial vaults and boxes, precast concrete.....		327390-13	5.9	0.0	0.0	0.0	0.0	0.0
Precast concrete products (excl burial vaults and boxes, slabs and tile, and arch. wall panels).....		327390-14	7.9	0.1	0.5	0.8	0.4	0.3
Prestressed concrete products.....		327390-4	1.5	0.7	-0.2	-0.3	0.0	0.6
Prestressed concrete products (excl bridge beams and solid and hollow cored slabs and panels).....		327390-43	3.4	1.8	0.0	0.0	0.0	1.6
Prestressed concrete bridge beams.....		327390-46	-1.6	0.0	0.1	-0.4	0.0	-0.4
Prestressed concrete solid and hollow cored slabs and panels.....		327390-47	2.6	-1.0	-1.5	-1.0	0.0	0.0
Secondary products and miscellaneous receipts.....		327390-SM						
Secondary products.....		327390-S	10.2	0.0	0.0	4.0	1.2	0.0
Lime and gypsum product manufacturing.....	3274		5.3	-0.6	-0.3	-0.1	-0.1	-0.1
Lime manufacturing.....	32741		20.5	0.1	1.1	0.0	0.1	0.3
Lime manufacturing.....	327410		20.5	0.1	1.1	0.0	0.1	0.3
Primary products.....		327410-P	20.6	0.1	1.1	0.0	0.1	0.4
Lime.....		327410-0	20.6	0.1	1.1	0.0	0.1	0.4
Secondary products and miscellaneous receipts.....		327410-SM1						
Gypsum product manufacturing.....	32742		-1.0	-0.9	-0.9	-0.2	-0.2	-0.3
Gypsum product manufacturing.....	327420		-1.0	-0.9	-0.9	-0.2	-0.2	-0.3
Primary products.....		327420-P	-0.8	-0.9	-0.9	-0.2	-0.2	-0.3
Gypsum building materials.....		327420-1	-0.9	-1.1	-1.1	-0.2	-0.3	-0.4
Other gypsum products.....		327420-5	0.0	0.0	0.0	0.0	0.0	0.0
Secondary products and miscellaneous receipts.....		327420-SM						
Other nonmetallic mineral products.....	3279		3.9	0.4	0.5	-0.2	0.1	0.0
Abrasive product manufacturing.....	32791		5.5	0.9	0.1	0.1	-0.4	0.1
Abrasive product manufacturing.....	327910		5.6	0.9	0.1	0.2	-0.4	0.1
Primary products.....		327910-P	5.3	0.9	0.1	0.0	-0.4	0.1
Nonmetallic sized grains, powders, and flour abrasives (incl. graded only).....		327910-1	0.5	0.0	0.0	0.0	0.0	0.4
Nonmetallic abrasive products (including diamond abrasives).....		327910-4	8.3	0.1	0.0	0.7	0.3	0.0
Nonmetallic coated abrasive products and buffing wheels, polishing wheels, and laps.....		327910-7	7.0	0.5	0.1	0.0	0.0	0.0
Secondary products and miscellaneous receipts.....		327910-SM						

See footnotes at end of table.

Table 12. Producer price index percentage changes for the net output of selected industries and their products, not seasonally adjusted — Continued
 [August 2023]

Title ¹	Industry code	Product code	Unadjusted 12-month percent change ²	Unadjusted 1-month percent change ²				
			Aug. 2022 to Aug. 2023 ^P	Mar. to Apr.	Apr. to May ^P	May to June ^P	June to July ^P	July to Aug. ^P
Abrasive product manufacturing - Continued								
Miscellaneous receipts.....		327910-M	7.1	0.4	0.0	-0.4	0.0	0.0
All other nonmetallic mineral product mfg.....	32799		3.4	0.3	0.5	-0.2	0.2	0.0
Cut stone and stone product manufacturing.....								
Primary products.....	327991		2.8	0.0	0.5	0.0	0.0	0.0
Dressed dimension granite (including gneiss, syenite, diorite, and cut granite).....		327991-P	2.9	0.0	0.5	0.0	0.0	0.0
Dressed dimension marble and other stone.....		327991-1	2.3	0.0	-0.9	0.0	0.0	0.0
Secondary products and miscellaneous receipts.....		327991-7	5.1	0.0	2.7	0.0	0.0	0.0
Secondary products.....		327991-SM						
		327991-S	-	0.0	0.0	0.0	0.0	0.0
Ground or treated mineral and earth manufacturing.....								
Primary products.....	327992		5.1	1.3	0.6	-0.1	0.2	1.2
Ground or treated minerals and earths.....		327992-P	5.1	1.3	0.6	-0.1	0.2	1.2
Treated lightweight aggregate and crushed slag, minerals and earths.....		327992-0	5.1	1.3	0.6	-0.1	0.2	1.2
Other minerals or earths, treated.....		327992-04	4.8	1.2	0.0	0.0	0.0	0.0
Secondary products and miscellaneous receipts.....		327992-06	5.1	1.8	1.3	-0.1	0.0	2.9
		327992-SM						
Mineral wool manufacturing.....								
Primary products.....	327993		2.3	0.0	0.9	-0.6	0.2	-0.7
Mineral wool for thermal and acoustical envelope insulation.....		327993-P	2.3	0.0	0.9	-0.6	0.2	-0.7
Mineral wool for industrial, equipment, and appliance insulation.....		327993-1	-0.4	0.5	-0.2	-0.6	0.3	-1.2
Secondary products and miscellaneous receipts.....		327993-4	6.9	-0.7	2.6	-0.8	0.1	0.1
		327993-SM						
Miscellaneous nonmetallic mineral products manufacturing.....								
Primary products.....	327999		4.6	0.4	0.0	0.0	0.5	0.0
All other nonmetallic mineral products.....		327999-P	4.6	0.4	0.0	0.0	0.5	0.0
Other nonmetallic mineral products.....		327999-0	4.6	0.4	0.0	0.0	0.5	0.0
Secondary products and miscellaneous receipts.....		327999-09	6.0	0.8	0.0	0.0	0.2	0.0
		327999-SM						
Primary metal mfg.....								
Iron & steel mills & ferroalloy mfg.....	331		-9.1	0.9	3.0	-0.6	-2.9	-0.8
Iron & steel mills & ferroalloy mfg.....	3311		-13.2	1.9	6.1	0.4	-4.8	-0.3
Iron & steel mills & ferroalloy mfg.....	33111		-13.2	1.9	6.1	0.4	-4.8	-0.3
Iron and steel mills and ferroalloy mfg.....	331110		-13.1	1.9	6.2	0.4	-4.8	-0.3
Primary products.....		331110-P	-11.5	4.6	6.7	0.4	-5.4	0.1
Steel ingots and semifinished products.....		331110-3	-7.2	2.0	1.0	-0.2	-1.3	-0.1
Ferroalloys and related products.....		331110-6	-	1.2	-	-	-	-
Hot rolled steel bars, plates, and structural shapes.....		331110-7	-9.6	1.4	2.4	-0.6	-2.1	0.8
Hot rolled steel bars, plates, and structural shapes, carbon.....		331110-71	-10.2	1.3	2.6	-0.6	-2.2	0.8
Hot rolled steel bars, plates, and structural shapes, alloy.....		331110-76	-	4.9	0.0	-1.0	-1.3	3.4
Secondary products and miscellaneous receipts.....		331110-SM						
Steel product mfg from purchased steel.....	3312		-17.8	1.9	2.5	-3.3	-3.4	-2.8
Iron & steel pipe and tube mfg from purchased steel.....	33121		-22.1	-0.4	0.8	-4.9	-2.8	-1.5
Iron and steel pipe and tube manufacturing from purchased steel.....	331210		-22.1	-0.4	0.8	-4.9	-2.8	-1.5
Primary products.....		331210-P	-22.3	-0.4	0.8	-4.9	-2.8	-1.5
Iron and steel pipes and tubes, from purchased iron and steel.....		331210-0	-22.3	-0.4	0.8	-4.9	-2.8	-1.5
Pipe and tube, carbon.....		331210-02	-22.2	-0.2	2.2	-5.8	-3.1	-0.9
Pipe and tube, alloy.....		331210-03	-	-2.3	-4.1	-3.8	-3.4	-
Pipe and tube, stainless.....		331210-04	-9.5	0.3	-2.3	-1.0	-1.0	-2.9
Secondary products and miscellaneous receipts.....		331210-SM1						
Rolling & drawing of purchased steel.....	33122		-13.1	4.6	4.4	-1.6	-3.9	-4.2
Rolled steel shape mfg.....								
Primary products.....	331221		-9.1	8.6	9.8	-1.8	-5.7	-6.9
Cold rolled steel sheet and strip, made from purchased steel.....		331221-P	-11.3	9.5	10.9	-2.0	-7.3	-7.7
Cold finished steel bars and bar shapes, made from purchased steel.....		331221-1	-11.5	18.8	15.6	-2.1	-10.2	-10.3
Secondary products and miscellaneous receipts.....		331221-3	-10.2	-4.7	1.9	-1.6	-1.0	-2.6
		331221-SM						
Steel wire drawing.....								
Primary products.....	331222		-16.4	1.1	-0.6	-1.3	-2.1	-1.5
Steel wire, including galvanized and other coated wire.....		331222-P	-17.0	1.1	-0.6	-1.3	-2.2	-1.6
Carbon steel wire.....		331222-5	-10.8	1.1	-0.9	-1.0	-2.5	-1.1
Stainless steel wire.....		331222-5A	-11.9	0.1	0.5	-0.6	-2.2	-1.3
Secondary products and miscellaneous receipts.....		331222-5C	-	0.0	-8.8	-1.4	0.0	-
		331222-SM						
Miscellaneous receipts.....		331222-M	-11.8	0.0	1.2	-5.3	0.0	0.0
Alumina & aluminum production & processing.....	3313		-6.4	-1.9	0.4	-1.3	-1.6	-1.6

See footnotes at end of table.

Table 12. Producer price index percentage changes for the net output of selected industries and their products, not seasonally adjusted — Continued
 [August 2023]

Title ¹	Industry code	Product code	Unadjusted 12-month percent change ²	Unadjusted 1-month percent change ²				
			Aug. 2022 to Aug. 2023 ^P	Mar. to Apr.	Apr. to May ^P	May to June ^P	June to July ^P	July to Aug. ^P
Alumina & aluminum production & processing.....	33131		-6.4	-1.9	0.4	-1.3	-1.6	-1.6
Secondary smelting and alloying of aluminum.....	331314		-9.3	-1.7	-0.6	-1.3	-2.0	-1.6
Primary products.....		331314-P	-10.2	-1.8	-0.7	-1.3	-2.0	-1.8
Aluminum ingot, including billet, made by secondary smelters.....		331314-2	-11.9	-2.2	-0.7	-1.4	-2.2	-1.9
Aluminum and aluminum-base alloys powders, paste, and flakes.....		331314-5	7.4	3.1	0.0	0.1	-0.1	-0.2
Secondary products and miscellaneous receipts.....		331314-SM						
Aluminum sheet, plate, and foil mfg.....	331315		-8.6	-1.9	0.8	-1.3	-1.7	-1.9
Primary products.....		331315-P	-8.6	-1.9	0.8	-1.3	-1.7	-1.9
Aluminum sheet, plate, and foil.....		331315-0	-8.6	-1.9	0.8	-1.3	-1.7	-1.9
Other aluminum rolling, drawing, and extruding.....	331318		-2.2	-2.0	0.1	-0.8	-1.3	-1.3
Primary products.....		331318-P	-2.0	-2.1	0.1	-0.8	-1.2	-1.2
Other extruded aluminum shapes, including rod, bar, and wire.....		331318-0	-2.2	-2.0	0.1	-0.8	-1.2	-1.2
Secondary products and miscellaneous receipts.....		331318-SM						
Nonferrous (exc alum) production & processing.....	3314		1.6	0.1	-1.0	-1.5	-0.2	-0.9
Nonferrous metal (except aluminum) smelting and refining.....	33141		-	0.8	1.7	0.5	1.8	-
Nonferrous metal (except aluminum) smelting and refining.....	331410		-	0.8	1.7	0.5	1.8	-
Primary products.....		331410-P	-	0.9	1.9	0.5	1.8	-
Secondary products and miscellaneous receipts.....		331410-SM1						
Copper rolling/drawing/extruding & alloying.....	33142		2.9	-0.8	-2.5	-2.3	-0.2	0.7
Copper rolling, drawing, extruding, and alloying.....	331420		2.9	-0.8	-2.5	-2.3	-0.2	0.7
Primary products.....		331420-P	3.1	-0.8	-2.6	-2.4	-0.1	0.8
Copper wire and cable.....		331420-A	2.4	-0.9	-3.4	-3.0	-0.5	0.1
Copper and copper alloy mill shapes, except wire and cable.....		331420-B	-	-0.9	-2.2	-1.9	-0.1	1.5
Secondary products and miscellaneous receipts.....		331420-SM						
Miscellaneous receipts.....		331420-M	-	-	-0.2	-0.6	0.2	-
Other nonferrous roll/draw/extruding/alloying.....	33149		0.6	1.2	-0.1	-1.3	-1.1	-0.3
Nonferrous metal (except copper and aluminum) rolling, drawing, and extruding.....	331491		0.3	1.3	0.1	0.0	-1.6	0.0
Primary products.....		331491-P	0.5	1.2	0.3	-0.1	-1.7	0.0
All other nonferrous metal mill shapes.....		331491-D	0.3	-1.2	3.7	0.1	-1.2	-0.2
Nickel and nickel-base alloy mill shapes.....		331491-2	-8.4	3.7	-1.4	-0.5	-5.0	-1.3
Titanium and titanium-base alloy mill shapes.....		331491-3	7.1	0.3	-0.4	0.0	0.0	1.0
Secondary products and miscellaneous receipts.....		331491-SM						
Secondary products.....		331491-S	4.2	2.2	0.1	0.0	0.0	1.4
Secondary smelting, refining, and alloying of nonferrous metal (except copper and aluminum).....	331492		-0.4	1.2	-0.2	-2.4	-0.7	-0.6
Primary products.....		331492-P	-0.4	1.2	-0.2	-2.5	-0.7	-0.6
All other miscellaneous secondary nonferrous metals, including secondary lead and zinc.....		331492-B	-	-2.8	-1.8	-4.7	-0.3	-0.8
Secondary products and miscellaneous receipts.....		331492-SM						
Foundries.....	3315		2.8	0.9	0.0	-0.1	-0.2	0.0
Ferrous metal foundries.....	33151		2.2	0.5	0.0	0.1	-0.4	0.1
Iron foundries.....	331511		1.6	0.7	0.0	0.0	0.1	-0.6
Primary products.....		331511-P	1.4	0.7	-0.1	0.0	0.1	-0.7
Ductile iron pressure pipe and fittings.....		331511-1	-1.0	0.6	0.0	0.0	1.3	-3.0
Other ductile iron castings.....		331511-3	2.0	0.6	0.1	0.3	-0.5	-0.2
Other ductile iron castings for automotive uses.....		331511-31	1.0	0.1	0.1	0.1	-0.6	0.0
Other ductile iron castings for all other uses.....		331511-32	2.8	0.9	0.2	0.4	-0.4	-0.3
Other gray iron castings.....		331511-9	1.6	1.1	-0.4	-0.3	0.7	-0.8
Secondary products and miscellaneous receipts.....		331511-SM						
Steel investment foundries.....	331512		-0.4	0.0	0.0	0.0	-2.0	0.0
Primary products.....		331512-P	-0.5	0.0	0.0	0.0	-2.0	0.0
Steel investment castings.....		331512-0	-0.5	0.0	0.0	0.0	-2.0	0.0
Secondary products and miscellaneous receipts.....		331512-SM						
Secondary products.....		331512-S	2.4	0.0	0.2	0.0	0.0	0.2
Steel foundries, except investment.....	331513		7.0	0.6	0.0	0.2	0.1	2.1
Primary products.....		331513-P	7.0	0.6	0.0	0.3	0.0	2.2
Carbon steel castings, except investment.....		331513-1	3.5	1.3	0.0	0.2	0.0	0.0
Alloy steel castings, excluding investment.....		331513-4	7.8	0.3	0.0	0.3	0.0	2.9
High alloy steel castings, except investment.....		331513-41	-	0.0	-0.1	0.0	0.0	-
Other alloy steel castings, except investment.....		331513-43	10.0	0.9	0.2	0.8	0.0	8.3

See footnotes at end of table.

Table 12. Producer price index percentage changes for the net output of selected industries and their products, not seasonally adjusted — Continued
[August 2023]

Title ¹	Industry code	Product code	Unadjusted 12-month percent change ²	Unadjusted 1-month percent change ²				
				Aug. 2022 to Aug. 2023 ^P	Mar. to Apr.	Apr. to May ^P	May to June ^P	June to July ^P
Steel foundries, except investment - Continued								
Secondary products and miscellaneous receipts.....		331513-SM						
Nonferrous metal foundries.....	33152		3.8	1.4	0.0	-0.4	0.0	0.0
Nonferrous metal die-casting foundries.....	331523		-0.8	0.3	-0.3	-0.3	-0.2	-0.3
Primary products.....		331523-P	-0.8	0.3	-0.3	-0.3	-0.2	-0.3
Aluminum die-castings.....		331523-1	0.1	0.5	-0.3	-0.1	-0.2	-0.3
Nonferrous (except aluminum) die-castings.....		331523-3	-3.2	-0.4	-0.5	-1.1	-0.2	-0.3
Secondary products and miscellaneous receipts.....		331523-SM						
Secondary products.....		331523-S	1.3	0.1	0.1	1.7	-0.1	0.1
Aluminum foundries, except die-casting.....	331524		8.5	-0.2	0.5	0.1	0.7	0.3
Primary products.....		331524-P	8.3	-0.2	0.6	0.1	0.0	0.4
Aluminum castings, excluding die-castings.....		331524-0	8.3	-0.2	0.6	0.1	0.0	0.4
Secondary products and miscellaneous receipts.....		331524-SM						
Secondary products.....		331524-S1	9.2	0.0	0.0	0.0	4.1	0.0
Other nonferrous metal foundries, except die-casting.....	331529		11.2	6.3	0.1	-1.1	-0.3	0.2
Primary products.....		331529-P	12.0	6.9	0.0	-1.1	-0.3	0.2
Copper foundries (excluding die-casting).....		331529-5	3.6	-0.3	0.0	-2.1	-0.6	0.3
Secondary products and miscellaneous receipts.....		331529-SM						
Fabricated metal product mfg.....	332		2.1	0.7	0.0	0.1	0.1	-0.2
Forging & stamping.....	3321		-5.3	1.3	-0.8	-0.5	-0.5	-0.6
Forging & stamping.....	33211		-5.3	1.3	-0.8	-0.5	-0.5	-0.6
Iron and steel forging.....	332111		-0.3	1.7	-0.8	-0.5	-1.5	-0.2
Primary products.....		332111-P	-0.8	1.5	-0.8	-0.5	-1.7	-0.2
Hot impression die impact, press and upset steel forgings.....		332111-1	-1.0	2.0	-0.6	-0.5	-2.4	-0.3
Hot impression die impact, press and upset carbon steel forgings.....		332111-11	-	-	-	-	-	0.0
Hot impression die impact, press and upset alloy steel forgings.....		332111-12	-1.8	0.4	-1.4	-1.3	-0.9	-0.5
Secondary products and miscellaneous receipts.....		332111-SM						
Nonferrous forging.....	332112		1.8	0.4	0.9	0.0	0.3	0.0
Primary products.....		332112-P	1.7	0.4	0.9	0.0	0.3	0.0
Hot impression die impact, press and upset nonferrous forgings.....		332112-4	1.9	0.4	1.0	0.0	0.4	0.0
Hot impression die impact, press, and upset aluminum and aluminum alloy forgings.....		332112-41	-4.4	0.7	0.0	0.0	-0.1	0.0
Hot impression die impact, press, and upset titanium and titanium alloy forgings.....		332112-42	13.9	0.0	3.3	0.0	1.3	0.0
Other nonferrous hot impression die impact, press, and upset forgings.....		332112-43	6.9	0.0	0.0	0.0	0.6	0.0
Secondary products and miscellaneous receipts.....		332112-SM						
Custom roll forming.....	332114		-18.3	3.4	-2.0	-2.4	-2.0	-0.4
Primary products.....		332114-P	-20.2	3.9	-2.3	-2.8	-2.2	-0.2
Custom roll formed products (steel, aluminum and other metal).....		332114-0	-20.2	3.9	-2.3	-2.8	-2.2	-0.2
Secondary products and miscellaneous receipts.....		332114-SM						
Powder metallurgy part mfg.....	332117		-	0.8	0.2	0.0	1.4	-
Primary products.....		332117-P	-	0.8	0.2	0.0	1.4	-
Powder metallurgy parts.....		332117-0	-	0.8	0.2	0.0	1.4	-
Other metal stamping, except automotive.....	332119		0.1	-0.1	-0.2	0.6	0.6	-1.2
Primary products.....		332119-P	0.3	-0.2	-0.2	1.0	0.4	-0.9
Metal job stampings, except automotive.....		332119-3	-1.1	-0.3	-0.2	1.5	0.3	-1.4
Motor and generator metal job stamping.....		332119-32	-2.0	0.4	0.0	0.0	3.8	-1.0
Other metal job stampings.....		332119-33	1.0	0.0	-0.3	0.0	0.3	-1.9
Secondary products and miscellaneous receipts.....		332119-SM						
Cutlery & handtool mfg.....	3322		4.6	0.7	0.1	0.4	0.0	0.0
Cutlery & handtool mfg.....	33221		4.6	0.7	0.1	0.4	0.0	0.0
Metal cookware, cutlery, and flatware mfg.....	332215		1.8	0.7	0.0	0.0	0.0	0.0
Primary products.....		332215-P	2.0	0.6	0.0	0.0	0.0	0.0
Cutlery, scissors, shears, trimmers, and snips.....		332215-2	4.3	3.0	0.0	0.0	0.0	0.0
Secondary products and miscellaneous receipts.....		332215-SM						
Miscellaneous receipts.....		332215-M	2.3	4.4	0.0	0.0	0.0	0.0
Secondary products.....		332215-S	0.0	0.0	0.0	0.0	0.0	0.0
Saw blade, handsaw, and hand and edge tool mfg.....	332216		6.0	0.7	0.1	0.5	0.1	-0.1
Primary products.....		332216-P	6.2	0.7	0.1	0.6	0.1	-0.1
Edge tools, hand-operated.....		332216-4	9.1	4.9	0.0	0.0	0.0	0.0

See footnotes at end of table.

Table 12. Producer price index percentage changes for the net output of selected industries and their products, not seasonally adjusted — Continued
 [August 2023]

Title ¹	Industry code	Product code	Unadjusted 12-month percent change ²	Unadjusted 1-month percent change ²				
				Aug. 2022 to Aug. 2023 ^P	Mar. to Apr.	Apr. to May ^P	May to June ^P	June to July ^P
Saw blade, handsaw, and hand and edge tool mfg - Continued								
All other miscellaneous hand tools, except handsaws.....		332216-7	0.9	0.3	0.0	0.0	0.0	0.0
Secondary products and miscellaneous receipts.....		332216-SM						
Miscellaneous receipts.....		332216-M	2.5	1.5	0.0	0.1	0.0	0.0
Secondary products.....		332216-S	5.3	0.0	0.0	0.0	0.0	0.0
Architectural & structural metals mfg.....	3323		0.0	0.4	-0.2	0.2	0.1	0.1
Plate work & fabricated structural prod mfg.....	33231		0.3	0.2	-0.3	0.2	0.1	0.0
Prefabricated metal buildings and components mfg.....	332311		1.3	0.1	-0.2	1.0	1.1	0.0
Primary products.....		332311-P	0.8	0.1	-0.2	1.0	1.0	0.0
Prefabricated metal bldg & component systems (excl. farm service bldgs, resid. bldgs, & parts).....		332311-1	5.5	0.5	0.0	0.0	1.2	-0.4
Other prefabricated and portable metal buildings and parts.....		332311-3	-9.7	-1.1	-0.7	4.0	0.4	1.2
Secondary products and miscellaneous receipts.....		332311-SM						
Fabricated structural metal mfg.....	332312		0.4	0.3	-0.4	0.1	-0.1	0.0
Primary products.....		332312-P	-1.7	0.3	-0.5	0.1	-0.1	0.0
Fabricated structural metal bar joists and concrete reinforcing bars.....		332312-1	-0.9	-0.5	-0.2	0.2	0.6	-0.3
Fabricated structural iron and steel for industrial buildings metal bar joists, short span.....		332312-11	-10.6	0.0	-0.2	-0.3	-0.5	0.0
Fabricated structural iron & steel for commercial, residential, institutional, & public bldgs.....		332312-12	1.3	-0.6	-0.2	0.4	0.9	-0.4
Other fabricated structural metal.....		332312-5	-2.1	0.4	-0.3	-0.1	-0.2	0.0
Fabricated structural metal for bridges.....		332312-6	-3.6	6.9	-4.8	1.8	-5.5	3.5
Secondary products and miscellaneous receipts.....		332312-SM						
Plate work mfg.....	332313		-1.6	0.0	0.0	0.0	0.0	0.0
Primary products.....		332313-P	-1.6	0.0	0.0	0.0	0.0	0.0
Fabricated plate work (stacks and weldments).....		332313-0	-1.6	0.0	0.0	0.0	0.0	0.0
Secondary products and miscellaneous receipts.....		332313-SM1						
Ornamental & architectural metal prod mfg.....	33232		-0.3	0.6	-0.2	0.2	0.0	0.2
Metal window and door mfg.....	332321		0.4	0.5	0.0	-0.1	-0.1	0.3
Primary products.....		332321-P	0.5	0.5	0.0	-0.1	-0.1	0.3
Metal molding and trim and store fronts.....		332321-B	-8.3	0.0	0.0	-0.1	0.0	0.0
Metal windows (except storm sash).....		332321-D	0.5	0.0	0.0	-0.4	-0.2	0.0
Metal doors (except storm doors).....		332321-1	1.6	0.8	0.0	-0.1	0.0	0.5
Metal window and door screens (except combination screens) and metal weather strip.....		332321-9	0.0	0.0	0.0	-0.1	0.0	0.0
Secondary products and miscellaneous receipts.....		332321-SM						
Secondary products.....		332321-S	0.5	0.0	0.0	0.0	0.0	0.1
Sheet metal work mfg.....	332322		0.2	0.9	-0.4	0.5	0.1	0.3
Primary products.....		332322-P	-0.1	0.9	-0.4	0.6	0.2	0.3
Sheet metal electronic enclosures.....		332322-C	6.4	5.5	-2.1	1.1	0.5	1.0
Steel sheet metal computer & peripheral equipment enclosures.....		332322-C1	12.9	13.2	-4.6	0.3	0.7	2.3
Aluminum sheet metal computer & peripheral equipment enclosures.....		332322-C2	6.8	0.0	0.0	6.5	0.3	0.0
Other sheet metal electronic enclosures (excluding computers).....		332322-C3	0.6	0.0	0.0	0.2	0.5	0.0
Other sheet metal work.....		332322-G	1.0	0.0	0.1	-0.7	0.0	0.5
Aluminum and other sheet metal work.....		332322-G3	-2.8	0.0	0.2	-3.0	-0.1	1.0
Sheet metal air-conditioning ducts and stove pipe.....		332322-1	0.1	0.0	0.0	-0.3	0.0	-0.8
Sheet metal roofing and roof drainage equipment.....		332322-7	1.8	-0.2	0.3	3.3	0.2	-0.1
Secondary products and miscellaneous receipts.....		332322-SM						
Secondary products.....		332322-S	0.8	-0.2	0.4	0.0	0.3	0.3
Ornamental and architectural metal work mfg.....	332323		-2.8	0.1	0.0	-0.1	-0.1	-0.1
Primary products.....		332323-P	-2.9	0.0	0.0	-0.1	-0.1	-0.1
Open metal flooring, grating, and studs.....		332323-6	-	-	-	-	-	-
Ornamental and architectural metal work.....		332323-8	-2.0	0.2	0.0	-0.1	-0.3	-0.1
Iron, steel, and aluminum stairs, staircases, and fire escapes.....		332323-81	-2.2	0.2	0.0	-0.2	-0.2	-0.1
Steel and aluminum fences, gates (not wire), and railings and window guards.....		332323-82	-1.6	0.2	0.0	-0.1	-0.5	0.0
Other architectural and ornamental work.....		332323-9	-7.0	0.0	0.0	0.0	0.0	0.0
Other aluminum and metal architectural and ornamental work.....		332323-91	0.1	0.0	0.0	0.0	0.0	0.0
Metal stalls and corrals.....		332323-94	-	0.0	0.0	0.0	0.0	-
Secondary products and miscellaneous receipts.....		332323-SM						
Secondary products.....		332323-S	-5.0	0.3	0.4	-1.2	-1.2	-0.3
Boiler, tank & shipping container mfg.....	3324		0.0	0.3	0.2	0.0	0.2	-0.7
Power boiler & heat exchanger mfg.....	33241		5.6	-0.1	0.0	0.0	1.3	0.2

See footnotes at end of table.

Table 12. Producer price index percentage changes for the net output of selected industries and their products, not seasonally adjusted — Continued
 [August 2023]

Title ¹	Industry code	Product code	Unadjusted 12-month percent change ²	Unadjusted 1-month percent change ²				
			Aug. 2022 to Aug. 2023 ^P	Mar. to Apr.	Apr. to May ^P	May to June ^P	June to July ^P	July to Aug. ^P
Power boiler and heat exchanger mfg.....	332410		5.6	-0.1	0.0	0.0	1.3	0.2
Primary products.....		332410-P	5.8	-0.1	0.0	0.0	1.3	0.2
Fabricated heat exchangers and steam condensers (excluding nuclear applications).....		332410-1	3.3	-0.2	0.0	0.0	0.1	0.3
Secondary products and miscellaneous receipts.....		332410-SM						
Secondary products.....		332410-S	-	0.0	0.0	0.0	3.1	-
Metal tank (heavy gauge) mfg.....	33242		1.8	0.9	0.1	0.0	-0.1	0.2
Metal tanks, heavy gauge, mfg.....	332420		1.8	0.9	0.1	0.0	-0.1	0.2
Primary products.....		332420-P	2.0	1.0	0.1	0.1	-0.2	0.0
Metal tanks, heavy gauge.....		332420-0	2.0	1.0	0.1	0.1	-0.2	0.0
Secondary products and miscellaneous receipts.....		332420-SM						
Secondary products.....		332420-S	0.1	0.0	0.0	-0.7	1.0	1.8
Light gauge metal container mfg.....	33243		-3.2	0.2	0.3	-0.1	0.0	-1.7
Metal can mfg.....	332431		-2.7	0.2	0.0	-0.1	-0.1	-2.1
Primary products.....		332431-P	-2.6	0.2	0.0	-0.1	-0.1	-2.1
Steel cans and tinware products.....		332431-1	3.8	0.0	0.0	-0.1	0.0	0.0
Aluminum cans (including lids, ends, and parts shipped separately).....		332431-3	-6.5	0.4	0.0	0.0	-0.2	-3.5
Secondary products and miscellaneous receipts.....		332431-SM						
Other metal container mfg.....	332439		-4.5	0.1	1.4	-0.2	0.6	0.1
Primary products.....		332439-P	-	0.1	1.6	-0.2	0.7	0.7
Steel shipping barrels & drums, exc. beer barrels (more than 12-gallon capacity).....		332439-3	-	0.3	5.1	-0.6	2.2	-
All other metal containers.....		332439-6	-3.2	0.0	0.0	0.0	0.0	-1.0
Secondary products and miscellaneous receipts.....		332439-SM						
Secondary products.....		332439-S	-9.6	0.0	0.0	0.0	0.0	-4.5
Hardware mfg.....	3325		1.2	-0.5	0.0	0.0	0.1	0.0
Hardware mfg.....	33251		1.2	-0.5	0.0	0.0	0.1	0.0
Hardware mfg.....	332510		1.2	-0.5	0.0	0.0	0.1	0.0
Primary products.....		332510-P	1.2	-0.5	0.0	0.0	0.1	0.0
All other miscellaneous hardware.....		332510-A	-1.8	-2.2	0.0	-0.2	0.1	-0.1
Furniture hardware (excluding cabinet hardware).....		332510-2	-3.6	-0.2	-0.4	-0.4	0.0	-0.2
Builders' hardware, including fabricated metal safe and vault locks, & cabinet hardware.....		332510-4	0.5	0.0	0.0	0.0	0.0	0.0
Motor vehicle hardware (lock units, door & window handles, window regulators, hinges, etc.).....		332510-6	5.1	0.1	0.0	0.0	0.0	0.0
Other transportation equipment hardware, incl. marine & aircraft (excl. motor vehicle hardware).....		332510-7	6.2	-	-	-	-	0.0
Secondary products and miscellaneous receipts.....		332510-SM						
Miscellaneous receipts.....		332510-M	1.3	0.2	0.5	0.5	-0.2	0.0
Secondary products.....		332510-S	2.2	0.0	0.0	0.0	0.0	0.0
Spring & wire product mfg.....	3326		10.3	-0.1	0.0	0.5	-0.2	0.0
Spring & wire product mfg.....	33261		10.3	-0.1	0.0	0.5	-0.2	0.0
Spring mfg.....	332613		27.2	0.1	0.0	0.7	0.3	0.0
Primary products.....		332613-P	29.2	0.1	0.0	0.8	0.4	0.0
Cold formed steel springs, except wire.....		332613-3	72.4	0.5	-0.1	0.1	0.0	0.0
Precision mechanical wire springs.....		332613-5	8.8	-0.3	-0.1	-0.3	1.2	-0.2
Precision mechanical extension- and torsion-type wire springs.....		332613-51	-0.5	-0.2	0.0	-0.7	1.5	-0.4
Precision mechanical compression-type wire springs.....		332613-52	15.2	-0.3	-0.1	0.0	1.0	0.0
Secondary products and miscellaneous receipts.....		332613-SM						
Secondary products.....		332613-S	6.7	-0.1	3.9	0.0	0.1	0.0
Other fabricated wire product mfg.....	332618		-3.0	-0.2	0.1	0.2	-0.8	0.0
Primary products.....		332618-P	1.5	-0.2	0.0	0.0	-1.0	0.1
Other ferrous wire products, excluding springs, made from purchased wire.....		332618-B	9.1	-0.4	-0.5	-0.9	0.0	0.0
Other fabricated wire products, made from purchased wire.....		332618-2	-1.3	0.0	0.3	0.0	-2.1	0.0
Ferrous wire cloth and other ferrous woven wire products, made from purchased wire.....		332618-3	3.3	0.0	0.0	-0.7	0.0	0.0
Steel fencing and fence gates, made from purchased wire.....		332618-7	-5.4	-1.4	-0.1	1.6	0.1	0.9
Steel nails, staples, tacks, spikes, and brads, made from purchased wire.....		332618-9	-	0.1	0.0	0.0	-	-
Secondary products and miscellaneous receipts.....		332618-SM						
Secondary products.....		332618-S	3.8	0.2	0.0	0.0	-0.4	0.5
Mach shops, turn prod, screw, nut, bolt mfg.....	3327		4.5	0.2	0.4	0.3	0.1	-0.4
Machine shops.....	33271		4.6	0.2	0.5	0.0	0.2	0.0

See footnotes at end of table.

Table 12. Producer price index percentage changes for the net output of selected industries and their products, not seasonally adjusted — Continued
 [August 2023]

Title ¹	Industry code	Product code	Unadjusted 12-month percent change ²	Unadjusted 1-month percent change ²				
			Aug. 2022 to Aug. 2023 ^P	Mar. to Apr.	Apr. to May ^P	May to June ^P	June to July ^P	July to Aug. ^P
Machine shops.....	332710		4.6	0.2	0.5	0.0	0.2	0.0
Primary products.....		332710-P	4.8	0.2	0.6	0.0	0.2	0.0
Machine shop job work and job order repairs.....		332710-0	4.8	0.2	0.6	0.0	0.2	0.0
Secondary products and miscellaneous receipts.....		332710-SM						
Turned product & screw, nut & bolt mfg.....	33272		4.2	0.2	0.3	0.6	0.1	-0.7
Precision turned product mfg.....	332721		3.8	0.0	-0.2	0.6	-0.3	-1.1
Primary products.....		332721-P	4.2	0.0	-0.2	0.7	-0.4	-1.2
Precision turned products, automotive.....		332721-1	6.5	0.0	0.0	1.6	0.3	0.0
Precision turned products, except automotive.....		332721-3	3.4	0.0	-0.3	0.4	-0.6	-1.6
Secondary products and miscellaneous receipts.....		332721-SM						
Bolt, nut, screw, rivet, and washer mfg.....	332722		4.9	0.5	1.1	0.6	0.8	-0.3
Primary products.....		332722-P	5.2	0.6	1.1	0.6	0.8	-0.3
Nonthreaded metal fasteners (except aircraft types).....		332722-B	4.7	0.0	0.5	0.2	0.0	-0.3
Aircraft fasteners, except plastics (including aerospace).....		332722-1	4.2	0.0	2.0	0.0	0.0	0.0
Externally threaded metal fasteners (except aircraft types).....		332722-3	5.0	1.1	1.1	1.1	-0.4	-0.6
Hex bolts, including heavy, tap-and-joint (excluding high-strength structural & aircraft types).....		332722-3122	2.9	-0.3	2.2	0.6	0.6	0.4
Other metal bolts, including square, round, plow, high-strength structural, & bent bolts.....		332722-3133	11.4	2.1	2.9	0.0	0.0	0.0
Cap, set, machine, lag, flange, and self-locking screws (except aircraft types) ...		332722-3144	4.8	0.8	0.2	-0.1	0.2	-0.9
Internally threaded fasteners (except aircraft types).....		332722-5	4.9	0.9	0.0	1.2	-0.2	-0.2
Secondary products and miscellaneous receipts.....		332722-SM						
Miscellaneous receipts.....		332722-M	7.9	-0.1	0.0	0.0	1.1	0.0
Coating/engrave/heat treating & other activity.....	3328		6.9	1.2	0.5	-0.1	1.2	0.2
Coating/engrave/heat treating & other activity.....	33281		6.9	1.2	0.5	-0.1	1.2	0.2
Metal heat treating.....	332811		20.3	3.7	0.0	0.0	3.5	0.0
Primary products.....		332811-P	13.1	2.0	0.0	0.0	2.7	0.0
Heat treating of metal for the trade (pickling, annealing, etc.).....		332811-0	13.1	2.0	0.0	0.0	2.7	0.0
Secondary products and miscellaneous receipts.....		332811-SM						
Metal coating and nonprecious engraving.....	332812		1.6	0.6	0.7	-1.0	1.1	0.5
Primary products.....		332812-P	1.8	0.7	0.7	-1.1	1.2	0.5
Metal coating, engraving, and allied services.....		332812-0	1.8	0.7	0.7	-1.1	1.2	0.5
Secondary products and miscellaneous receipts.....		332812-SM						
Electroplating, anodizing and coloring metal.....	332813		6.0	0.1	0.7	1.3	-0.5	0.0
Primary products.....		332813-P	6.1	0.1	0.7	1.4	-0.6	0.0
Electroplating, plating, polishing, anodizing and coloring metal.....		332813-0	6.1	0.1	0.7	1.4	-0.6	0.0
Secondary products and miscellaneous receipts.....		332813-SM						
Other fabricated metal product mfg.....	3329		4.3	1.9	0.2	-0.1	0.1	-0.1
Metal valve mfg.....	33291		8.5	4.2	0.5	0.0	0.2	0.0
Industrial valve mfg.....	332911		6.1	0.1	1.2	0.2	0.0	0.8
Primary products.....		332911-P	6.0	0.1	1.1	0.2	0.0	0.8
Automatic regulating and control valves and parts (except nuclear), power operated.....		332911-F	7.4	0.0	0.0	0.1	0.0	0.0
Industrial valves for water works and municipal equipment (IBBM, AWWA, and UL).....		332911-N	4.5	0.3	1.3	0.0	0.0	0.0
Industrial ball valves (all metals, pressures, and types), incl. manual & power operated.....		332911-Q	8.4	-	-	-	-	-
Industrial butterfly valves (all metals, pressures, and types), incl. manual & power operated.....		332911-R	7.3	0.0	0.5	1.0	0.0	0.0
All other miscellaneous industrial valves.....		332911-X	4.8	0.0	2.1	0.0	0.0	1.5
Gates, globes, angles and other industrial valves.....		332911-1	3.9	0.3	0.1	0.0	0.0	0.0
Secondary products and miscellaneous receipts.....		332911-SM						
Miscellaneous receipts.....		332911-M	10.2	0.0	6.8	0.6	0.0	0.0
Secondary products.....		332911-S	7.1	0.1	1.9	0.0	0.0	0.2
Fluid power valve and hose fitting mfg.....	332912		17.4	12.4	0.2	-0.3	0.7	-0.9
Primary products.....		332912-P	17.5	13.0	0.1	0.2	0.8	-0.9
Nonaerospace type hydraulic and pneumatic assemblies of hose.....		332912-N	4.3	0.0	0.1	0.1	0.0	0.0
Nonaerospace type flared (metal) fittings, couplings and assemblies.....		332912-T	1.0	0.0	0.0	0.0	0.0	0.0
Nonaerospace type flareless fittings and couplings (incl. nonmetal fittings).....		332912-U	1.6	0.0	0.0	0.0	0.0	0.0
Aerospace type hydraulic fluid power valves.....		332912-1	1.2	0.0	0.0	1.2	0.0	0.0
Nonaerospace type hydraulic directional control valves.....		332912-5	3.4	0.0	0.7	0.0	0.0	0.0
Nonaerospace type hydraulic valves, except directional control.....		332912-7	3.8	3.7	0.5	0.0	-0.8	0.0
Nonaerospace type pneumatic directional control valves.....		332912-9	5.1	0.0	0.0	1.1	0.1	0.0

See footnotes at end of table.

Table 12. Producer price index percentage changes for the net output of selected industries and their products, not seasonally adjusted — Continued
 [August 2023]

Title ¹	Industry code	Product code	Unadjusted 12-month percent change ²	Unadjusted 1-month percent change ²					
				Aug. 2022 to Aug. 2023 ^P	Mar. to Apr.	Apr. to May ^P	May to June ^P	June to July ^P	July to Aug. ^P
Fluid power valve and hose fitting mfg - Continued									
Secondary products and miscellaneous receipts.....		332912-SM							
Plumbing fixture fitting and trim mfg.....	332913		2.1	0.0	0.1	0.0	0.0	0.0	0.0
Primary products.....		332913-P	2.2	0.0	0.1	0.0	0.0	0.0	0.0
Miscellaneous metal and nonmetal plumbing fixtures, fittings, and trim.....		332913-6	0.3	0.0	0.0	0.0	0.0	0.0	0.0
Metal and nonmetal lavatory and sink fittings, excluding single control.....		332913-7	4.2	0.0	0.5	0.0	0.0	0.0	0.0
Secondary products and miscellaneous receipts.....		332913-SM							
Other metal valve and pipe fitting mfg.....	332919		1.8	0.8	0.0	0.0	-0.2	0.1	
Primary products.....		332919-P	1.9	0.8	0.0	0.0	-0.1	0.1	
Plumbing and heating valves and specialties, except plumbers' brass goods.....		332919-1	-	0.0	0.0	0.0	-0.9	-	
Metal fittings, flanges, and unions for pipe fittings.....		332919-4	1.6	1.0	0.0	0.0	0.0	0.1	
Secondary products and miscellaneous receipts.....		332919-SM							
Secondary products.....		332919-S	0.1	0.4	0.0	0.0	-0.8	0.0	
All other fabricated metal product mfg.....	332999		0.9	0.0	-0.1	-0.2	0.1	-0.1	
Ball and roller bearing mfg.....	332991		1.7	0.0	0.0	0.0	0.0	-0.1	
Primary products.....		332991-P	1.0	-0.2	0.0	0.1	0.0	-0.4	
Ball bearings, complete, unmounted.....		332991-1	1.9	0.0	0.0	0.0	0.0	-0.1	
Tapered roller bearings (including cups & cones), unmounted.....		332991-3	-	0.0	0.0	0.0	0.0	-	
Other roller bearings, unmounted.....		332991-5	1.9	0.0	0.0	0.0	0.0	0.0	
Mounted bearings (excluding plain).....		332991-7	2.0	0.0	-0.4	0.2	0.0	0.0	
Parts and components for ball and roller bearings (including balls and rollers) sold separately.....		332991-9	-6.8	-1.8	0.0	0.5	0.0	-3.6	
Secondary products and miscellaneous receipts.....		332991-SM							
Secondary products.....		332991-S	2.9	0.1	0.0	0.0	0.0	0.0	
Small arms ammunition mfg.....	332992		0.1	-0.4	0.1	0.1	0.0	-0.8	
Primary products.....		332992-P	0.3	-0.4	0.2	0.1	0.0	-0.9	
Other ammunition products.....		332992-08	-	0.0	0.0	0.0	0.0	0.0	
Secondary products and miscellaneous receipts.....		332992-SM							
Ammunition, except small arms, manufacturing.....	332993		2.6	0.2	0.1	0.0	0.2	0.0	
Primary products.....		332993-P	3.4	0.0	0.4	0.0	0.2	0.0	
Ammunition (excluding small arms), more than 30 mm (1.18 in.).....		332993-0	3.4	0.0	0.4	0.0	0.2	0.0	
Secondary products and miscellaneous receipts.....		332993-SM1							
Fabricated pipe and pipe fitting mfg.....	332996		1.7	0.6	-0.2	-1.3	0.5	-0.5	
Primary products.....		332996-P	1.3	0.7	-0.2	-1.5	0.0	-0.6	
Fabricated pipe and pipe fittings made from purchased pipe.....		332996-0	1.3	0.7	-0.2	-1.5	0.0	-0.6	
Secondary products and miscellaneous receipts.....		332996-SM							
Miscellaneous fabricated metal product mfg.....	332999		0.3	-0.2	-0.2	0.0	-0.2	0.2	
Primary products.....		332999-P	-0.7	-0.3	-0.2	-0.1	-0.3	0.3	
All other miscellaneous fabricated metal products.....		332999-N	-1.1	-0.3	-0.2	-0.3	-0.3	0.3	
Secondary products and miscellaneous receipts.....		332999-SM							
Secondary products.....		332999-S	9.3	-0.6	-0.8	3.4	0.1	0.0	
Small arms, ordnance, and ordnance accessories mfg.....	33299T		0.9	0.0	0.0	0.0	0.5	0.0	
Primary products.....		33299T-P	0.8	0.0	0.0	0.0	0.4	0.0	
Single barrel shotguns, other small firearms n.e.c., and parts & attachments for small arms.....		33299T-45	0.5	0.0	0.0	0.0	0.0	0.0	
Secondary products and miscellaneous receipts.....		33299T-SM							
Machinery manufacturing.....	333		5.5	0.3	0.4	0.1	0.3	0.0	
Agricultural, construction, and mining machinery mfg.....	3331		5.8	0.6	0.1	0.1	0.8	-0.3	
Agricultural implement manufacturing.....	33311		3.7	0.4	0.1	0.1	0.2	-0.1	
Farm machinery and equipment mfg.....	333111		3.9	0.4	0.2	0.1	0.3	-0.1	
Primary products.....		333111-P	3.8	0.4	0.2	0.1	0.3	-0.1	
Haying machinery and attachments.....		333111-A	9.8	1.2	0.0	0.0	4.9	0.0	
Parts for farm machinery, for sale separately.....		333111-C	3.5	0.3	0.4	-0.8	0.1	0.6	
Farm plows, harrows, rollers, pulverizers, etc., and attachments.....		333111-E	5.5	0.0	0.0	2.1	0.0	0.0	
All other farm machinery and equipment, excluding parts, including attachments.....		333111-G	-1.7	0.8	0.3	0.3	0.0	0.1	
Commercial turf and grounds care equipment, including parts and attachments.....		333111-J	1.3	0.6	0.0	0.0	0.0	0.0	
Farm dairy equipment, sprayers and dusters, farm blowers, and attachments.....		333111-4	0.8	0.0	0.0	0.0	0.0	0.0	
Planting, seeding, and fertilizing machinery and attachments.....		333111-7	6.5	0.0	0.0	0.1	-0.3	-1.4	
Harvesting machinery (except hay and straw) and attachments.....		333111-9	-	-0.2	0.2	0.2	0.3	-	
Secondary products and miscellaneous receipts.....		333111-SM							
Miscellaneous receipts.....		333111-M	9.5	0.6	0.0	0.0	0.6	0.0	

See footnotes at end of table.

Table 12. Producer price index percentage changes for the net output of selected industries and their products, not seasonally adjusted — Continued
 [August 2023]

Title ¹	Industry code	Product code	Unadjusted 12-month percent change ²	Unadjusted 1-month percent change ²				
			Aug. 2022 to Aug. 2023 ^P	Mar. to Apr.	Apr. to May ^P	May to June ^P	June to July ^P	July to Aug. ^P
Farm machinery and equipment mfg - Continued								
Secondary products.....		333111-S	5.9	1.1	0.2	0.1	0.2	0.5
Lawn and garden equipment mfg.....	333112		2.9	0.2	-0.3	0.0	0.0	0.0
Primary products.....		333112-P	3.4	0.2	-0.3	0.0	0.0	0.0
Consumer nonriding lawn, garden, and snow equipment.....		333112-1	3.8	0.5	-0.4	0.0	-0.1	0.0
Consumer riding lawn, garden, and snow equipment.....		333112-3	1.5	0.0	0.0	0.0	0.0	0.0
Parts and attachments for consumer lawn, garden, and snow equipment.....		333112-7	4.6	0.1	-1.4	0.0	0.5	0.3
Secondary products and miscellaneous receipts.....		333112-SM						
Secondary products.....		333112-S	-1.2	0.0	0.1	0.0	0.0	0.0
Construction machinery manufacturing.....	33312		6.6	0.3	0.0	0.0	1.8	-0.6
Construction machinery mfg.....	333120		6.6	0.3	0.0	0.0	1.8	-0.6
Primary products.....		333120-P	6.3	0.3	0.0	0.0	1.8	-0.6
Power cranes, loaders, dozers, tractors, off-highway trucks, mixers, pavers, backhoes, etc.....		333120-1	7.3	0.4	0.0	0.0	2.4	-0.8
Power cranes, draglines, & shovels (excavators) (incl. surface mining equip.) (excluding parts).....		333120-11	8.7	0.3	0.0	-0.1	3.5	-0.3
Mixers, pavers, and related equipment (excluding parts).....		333120-12	10.3	2.2	0.0	0.0	0.7	0.0
Off-highway trucks, haulers, truck-type tractor chassis, trailers, etc. (excluding parts).....		333120-13	-	0.1	0.0	-	-	-
Tractor shovel loaders (skid steer, wheel, crawler, and integral design backhoes).....		333120-14	4.4	0.0	0.2	0.0	1.2	-2.4
Construction wheel and crawler tractors, dozers, self-propelled log skidders, etc.....		333120-15	6.7	0.0	0.0	0.0	3.0	0.0
Graders, rollers and compactors, forklifts, scrapers, trenchers, etc. (excluding parts).....		333120-16	6.7	0.0	0.1	0.0	1.9	0.0
Construction machinery for mounting (excluding parts, winches, snow clearing attachments).....		333120-17	10.1	0.0	0.0	0.0	1.7	-2.4
Other construction machinery and equipment (excluding parts).....		333120-8	-	-	-	-	0.0	0.0
Parts for construction machinery and equipment, sold separately.....		333120-9	5.6	0.6	0.2	0.7	-0.1	0.0
Parts for cranes, draglines, and shovels (including surface mining equipment) (sold separately).....		333120-91	12.7	0.0	0.0	1.7	-0.1	0.0
Parts for off-highway wheel tractors and shovel loaders (sold separately).....		333120-92	1.9	0.0	0.0	0.0	0.0	0.0
Parts for other construction machinery (sold separately).....		333120-93	2.0	1.2	0.3	0.0	0.0	0.0
Secondary products and miscellaneous receipts.....		333120-SM						
Miscellaneous receipts.....		333120-M	5.1	1.7	0.0	0.1	0.0	0.0
Mining and oil and gas field machinery mfg.....	33313		7.7	1.5	0.1	0.0	0.1	-0.1
Mining machinery and equipment mfg.....	333131		10.0	3.8	0.3	0.1	0.4	-0.2
Primary products.....		333131-P	9.8	4.1	0.3	0.0	0.4	-0.2
Mining machinery and equipment (except parts sold separately).....		333131-2	10.9	4.7	0.3	0.0	0.5	-0.2
Underground mining machinery (except parts sold separately).....		333131-21	-	13.5	0.1	0.0	0.0	-
Mineral processing & beneficiation machinery (except parts sold separately).....		333131-23	7.3	0.0	0.0	0.0	0.0	0.0
Crushing, pulverizing & screening machinery (except parts sold separately).....		333131-25	4.6	0.0	0.0	0.0	0.0	0.0
Drills and other mining machinery (except parts sold separately).....		333131-27	-	0.0	1.0	0.0	1.5	-
Parts and attachments for mining machinery and equipment (sold separately).....		333131-9	6.3	2.0	0.1	0.2	0.0	0.0
Secondary products and miscellaneous receipts.....		333131-SM						
Miscellaneous receipts.....		333131-M	14.8	0.0	0.0	0.0	2.6	0.0
Oil and gas field machinery and equipment mfg.....	333132		6.6	0.4	0.0	0.0	0.0	0.0
Primary products.....		333132-P	6.2	0.4	0.0	0.0	0.0	0.0
Oil and gas field production machinery and equipment (except pumps).....		333132-A	3.5	1.0	0.0	0.0	0.0	0.0
Oil and gas field production machinery and equipment (except pumps and parts sold separately).....		333132-A1	3.2	1.1	0.0	0.0	0.0	0.0
Parts and attachments for oil and gas field production machinery and equipment (except pumps).....		333132-A2	4.8	0.9	0.0	0.0	0.0	0.0
Rotary oil and gas field drilling machinery and equipment.....		333132-1	6.1	0.0	0.0	0.0	0.0	0.0
Secondary products and miscellaneous receipts.....		333132-SM						
Industrial machinery manufacturing.....	3332		4.0	0.5	0.6	-0.2	-0.4	0.0
Other industrial machinery manufacturing.....	33324		4.0	0.5	0.6	-0.2	-0.4	0.0
Food product machinery mfg.....	333241		6.8	0.1	1.9	0.2	0.1	0.0
Primary products.....		333241-P	7.3	0.1	2.0	0.2	0.1	0.0
Dairy and milk products plant machinery and equipment.....		333241-1	3.7	0.0	0.0	1.8	0.2	0.0
Commercial food products machinery (except packaging and cooking equipment).....		333241-3	10.4	0.0	4.0	0.0	0.0	0.0
Industrial food products machinery for processing foods, beverages, & animal & fowl feed.....		333241-5	4.7	0.2	0.0	0.0	0.1	0.0
Other industrial food and feed machinery.....		333241-51	0.7	0.7	0.0	0.0	0.4	0.0

See footnotes at end of table.

Table 12. Producer price index percentage changes for the net output of selected industries and their products, not seasonally adjusted — Continued
 [August 2023]

Title ¹	Industry code	Product code	Unadjusted 12-month percent change ²	Unadjusted 1-month percent change ²				
			Aug. 2022 to Aug. 2023 ^P	Mar. to Apr.	Apr. to May ^P	May to June ^P	June to July ^P	July to Aug. ^P
Food product machinery mfg - Continued								
Machinery for sorting, grading, and cleaning fruits, vegetables, eggs, and for processing meat.....		333241-52	9.2	0.0	0.0	0.0	0.0	0.0
Parts and attachments for industrial food and feed products machinery.....		333241-53	0.7	0.0	0.0	0.0	-0.2	0.2
Secondary products and miscellaneous receipts.....		333241-SM						
Miscellaneous receipts.....		333241-M	0.6	0.0	-0.1	0.0	0.1	0.3
Secondary products.....		333241-S	8.1	1.1	0.2	1.6	0.8	0.0
Semiconductor machinery mfg.....	333242		2.1	0.9	0.2	-1.4	0.0	0.1
Primary products.....		333242-P	2.1	0.9	0.2	-1.4	0.0	0.1
Semiconductor machinery and parts.....		333242-0	2.1	0.9	0.2	-1.4	0.0	0.1
Secondary products and miscellaneous receipts.....		333242-SM						
Miscellaneous receipts.....		333242-M	1.4	0.2	0.0	0.0	0.0	0.0
Sawmill, woodworking and paper machinery mfg.....	333243		8.0	-0.2	0.3	1.0	0.1	-0.3
Primary products.....		333243-P	7.7	-0.2	0.4	1.1	0.1	-0.3
Sawmill and woodworking machinery.....		333243-A	8.2	-0.6	0.2	0.1	0.1	-0.1
Sawmill and woodworking machinery, excluding parts & attachments.....		333243-A3	9.4	-0.7	0.2	0.1	0.2	-0.2
Parts, attachments & accessories for sawmill & woodworking machinery.....		333243-A4	1.7	-0.2	0.0	0.0	0.0	0.0
Paper industry machinery.....		333243-B	6.8	0.1	0.5	1.8	0.0	-0.3
Paper industry machinery, excluding parts & attachments.....		333243-B1	6.9	0.0	0.2	2.5	0.0	0.0
Parts and attachments for paper industry machinery.....		333243-B2	6.1	0.3	1.1	0.1	0.1	-1.1
Secondary and miscellaneous receipts.....		333243-SM						
Miscellaneous receipts.....		333243-M	11.3	0.1	0.0	0.0	0.0	0.0
All other industrial machinery mfg.....	333248		2.9	0.6	0.5	0.0	-0.7	0.0
Primary products.....		333248-P	3.0	0.6	0.5	0.0	-0.7	0.0
Printing machinery and equipment mfg.....		333248-4	2.2	0.2	0.2	-0.3	0.1	0.5
All other miscellaneous printing trades machinery, including parts.....		333248-4A	2.7	0.4	-0.1	-0.4	0.2	0.8
Other printing machinery and equipment, including pre-press preparation and typesetting.....		333248-4A7	3.8	0.6	-0.2	-0.8	0.3	1.6
Parts, attachments, and accessories for printing trades machinery.....		333248-4A8	1.9	0.2	0.0	0.0	0.0	0.0
Other industrial machinery.....		333248-9	3.2	0.7	0.5	0.0	-0.8	0.0
Plastics-working machinery and equipment and parts, excluding patterns and molds.....		333248-91	3.8	0.2	0.4	0.0	-0.5	0.0
Plastics-working machinery and equipment, excluding patterns, molds, and parts sold separately.....		333248-919	4.3	0.2	0.4	0.0	-0.6	0.0
Textile machinery (except parts, attachments, and accessories).....		333248-95	-0.1	0.0	0.0	0.0	0.0	0.0
Parts and attachments for textile machinery.....		333248-97	0.0	0.0	0.0	0.0	0.0	0.0
All other industrial machinery.....		333248-98	3.6	0.8	0.6	0.0	-0.9	0.0
Secondary products and miscellaneous receipts.....		333248-SM						
Commercial and service industry machinery manufacturing.....	3333		3.1	0.1	0.2	0.2	0.0	0.0
Commercial and service industry machinery manufacturing.....	33331		3.1	0.1	0.2	0.2	0.0	0.0
Commercial and service industry machinery mfg.....	333310		3.4	0.1	0.2	0.2	0.0	0.0
Primary products.....		333310-P	3.5	0.1	0.2	0.2	0.0	0.0
Optical instruments and lenses (incl. parts).....		333310-4	3.0	0.4	0.0	0.1	0.0	0.1
Sighting, tracking, and fire-control equipment, optical type.....		333310-41	-	-	-	-	0.0	0.0
All other miscellaneous optical instruments and lenses (incl. binoculars and astronomical).....		333310-43	3.0	0.5	0.0	0.2	0.0	0.2
Commercial cooking and food warming equipment (incl. parts).....		333310-5	3.1	0.0	0.0	0.0	0.0	0.0
Commercial non electric cooking and food warming equipment, ex. parts and accessories.....		333310-51	-	0.0	0.0	-	-	-
Commercial electric cooking and food warming equipment, ex. parts and accessories.....		333310-52	-	0.0	0.0	-	-	-
Parts and accessories for commercial cooking and food warming equipment.....		333310-53	-	0.0	0.0	-	-	-
Other commercial and service industry machinery.....		333310-9	-	-	-	0.1	0.0	0.0
Commercial laundry and drycleaning machinery (incl. parts).....		333310-93	9.0	0.0	0.9	0.0	0.0	0.0
Commercial and industrial floor and carpet cleaning machines, ex. vacuum cleaners.....		333310-95	7.9	0.0	0.0	0.5	0.7	0.0
Electronic teaching machines, teaching aids, etc., (incl. kits).....		333310-97	-	0.0	0.0	0.0	0.0	-
All other parts and attachments for service industry equipment.....		333310-98	-	-	-	-	0.0	0.0
Other service industry equipment.....		333310-99	3.3	0.0	0.3	0.1	0.0	0.0
Secondary products and miscellaneous receipts.....		333310-SM						
Miscellaneous receipts.....		333310-M	-	0.2	-0.1	0.1	0.1	0.0
Secondary products.....		333310-S	-	0.5	0.0	1.3	0.0	0.0
HVAC and commercial refrigeration equipment.....	3334		4.9	0.2	0.4	-0.2	0.2	0.1
HVAC and commercial refrigeration equipment.....	33341		4.9	0.2	0.4	-0.2	0.2	0.1

See footnotes at end of table.

Table 12. Producer price index percentage changes for the net output of selected industries and their products, not seasonally adjusted — Continued
 [August 2023]

Title ¹	Industry code	Product code	Unadjusted 12-month percent change ²	Unadjusted 1-month percent change ²				
			Aug. 2022 to Aug. 2023 ^P	Mar. to Apr.	Apr. to May ^P	May to June ^P	June to July ^P	July to Aug. ^P
Fan, blower, air purification equipment mfg.	333413		4.2	0.0	0.7	0.2	0.0	-0.1
Primary products.....		333413-P	3.3	0.0	0.7	0.2	0.0	0.0
Air purification equipment.....		333413-1	2.8	0.0	0.3	0.3	0.0	-0.1
Dust collection and other air purification equipment for industrial gas cleaning systems.....		333413-11	0.0	0.0	0.0	0.0	0.0	0.0
Dust collection and other air purification equipment for cleaning incoming air. . . .		333413-13	4.4	-0.1	0.4	0.5	0.0	-0.1
Air filters for air-conditioners and furnaces, etc. of 2400 CFM or less, except parts.....		333413-131	4.1	0.0	0.8	0.9	0.0	0.0
Other dust collection and air purification equipment, except parts.....		333413-132	9.1	0.0	0.0	0.0	0.0	-0.4
Parts for dust collection and air purification equipment.....		333413-133	0.4	-0.3	0.0	0.0	0.0	0.0
Industrial and commercial fans and blowers.....		333413-2	4.3	0.0	1.2	0.0	0.0	0.0
Centrifugal blower filter units, and classes I-IV centrifugal fans, except parts. . . .		333413-22	3.9	0.0	1.1	0.0	0.0	0.0
Other centrifugal fans and blowers, except parts.....		333413-23	6.8	0.0	1.2	0.0	0.0	0.0
Parts and accessories for fans and blowers.....		333413-29	-2.4	0.0	0.5	0.0	0.0	0.0
Secondary products and miscellaneous receipts.....		333413-SM						
Secondary products.....		333413-S	0.9	0.0	0.0	0.0	0.0	0.0
Heating equipment (except warm air furnaces) mfg.	333414		9.9	0.4	0.0	0.1	0.3	0.7
Primary products.....		333414-P	10.6	0.4	0.0	0.1	0.3	0.7
Other heating equipment, except electric (incl. parts for nonelectric equipment & oil burners).....		333414-D	11.0	0.3	0.0	0.2	-0.1	0.0
Cast iron heating boilers, radiators, and convectors (except parts).....		333414-1	7.3	0.0	0.0	0.0	0.0	0.0
Domestic heating stoves (except electric and parts).....		333414-3	9.2	0.0	0.0	0.0	0.0	0.0
Floor and wall furnaces, unit heaters, infrared heaters, and mechanical stokers. . . .		333414-7	11.0	0.0	0.0	0.0	1.4	3.0
Secondary products and miscellaneous receipts.....		333414-SM						
Secondary products.....		333414-S	6.1	1.6	0.0	0.0	0.0	0.0
Air-conditioning, refrigeration, and forced air heating equipment mfg.	333415		4.3	0.2	0.4	-0.3	0.2	0.1
Primary products.....		333415-P	4.0	0.2	0.4	-0.3	0.2	0.1
Warm air furnaces, including duct furnaces and humidifiers, and electric comfort heating.....		333415-C	2.4	0.6	-1.1	0.5	-0.3	-0.5
Parts and accessories for air conditioning and heat transfer equipment.....		333415-D	-0.7	0.0	-0.3	-0.2	-0.3	0.4
Unitary air-conditioners, except air source heat pumps.....		333415-E	5.9	0.1	1.2	-0.9	0.9	0.8
Heat pumps.....		333415-H	2.3	0.0	0.0	0.0	0.0	0.0
Heat transfer equipment (except elec dehumidifiers), mechanically refrigerated, self-contained.....		333415-2	5.5	0.8	1.3	-0.4	0.1	-0.8
Commercial refrigerators and related equipment.....		333415-3	4.6	0.0	0.0	-0.3	0.0	0.0
Refrigeration condensing units, all refrigerants, except ammonia (complete).....		333415-5	2.3	0.2	0.0	0.0	0.0	0.0
All other miscellaneous refrigeration and air-conditioning equipment.....		333415-9	2.1	0.0	0.0	0.0	0.0	0.0
Secondary products and miscellaneous receipts.....		333415-SM						
Miscellaneous receipts.....		333415-M	-	0.0	0.0	0.0	0.0	0.0
Metalworking machinery manufacturing.....	3335		6.0	0.1	0.2	0.5	0.2	0.2
Metalworking machinery manufacturing.....	33351		6.0	0.1	0.2	0.5	0.2	0.2
Industrial mold mfg.....	333511		7.7	0.0	0.0	0.0	0.2	0.0
Primary products.....		333511-P	8.6	0.0	0.0	0.0	0.0	0.0
Industrial molds and mold boxes.....		333511-0	8.6	0.0	0.0	0.0	0.0	0.0
Industrial injection-type molds made of metal for plastics.....		333511-05	-0.1	0.0	0.0	0.0	0.0	0.0
Other industrial molds and mold boxes.....		333511-06	13.2	0.0	0.0	0.0	0.0	0.0
Secondary products and miscellaneous receipts.....		333511-SM						
Secondary products.....		333511-S	-	0.0	0.0	0.0	-	-
Special tool, die, jig, and fixture mfg.....	333514		4.6	0.5	0.2	1.3	0.2	0.6
Primary products.....		333514-P	4.6	0.4	0.2	1.3	0.2	0.6
Special dies, tools, jigs, and fixtures.....		333514-0	4.6	0.4	0.2	1.3	0.2	0.6
Jigs and fixtures, including parts.....		333514-0A	5.6	0.2	0.4	1.2	0.4	0.1
Metalworking die and die sets.....		333514-0B	8.0	0.0	0.4	2.8	0.5	2.3
Standard punches, industrial prototypes, die parts & other special tooling for dies.....		333514-0C	1.6	0.8	0.0	0.5	0.0	0.0
Secondary products and miscellaneous receipts.....		333514-SM						
Miscellaneous receipts.....		333514-M	0.0	0.0	0.0	0.0	0.0	0.0
Secondary products.....		333514-S	10.4	2.3	0.3	2.1	0.0	0.9
Cutting tool and machine tool accessory mfg.....	333515		4.6	0.0	0.1	0.5	0.0	0.1
Primary products.....		333515-P	4.6	0.0	0.1	0.5	0.0	0.1
Cutting tools for machine tools and metalworking machinery.....		333515-4	4.0	0.0	0.1	0.3	0.1	0.1
Other cutting tools for machine tools, excluding tips and blanks.....		333515-41	3.9	0.0	0.0	0.0	0.0	0.0
End mills and milling cutters.....		333515-44	5.0	-0.1	0.1	0.1	0.3	0.0
Threading tools, including blanks, tips and inserts.....		333515-45	2.1	0.0	0.0	1.4	0.0	0.0

See footnotes at end of table.

Table 12. Producer price index percentage changes for the net output of selected industries and their products, not seasonally adjusted — Continued
[August 2023]

Title ¹	Industry code	Product code	Unadjusted 12-month percent change ²	Unadjusted 1-month percent change ²				
			Aug. 2022 to Aug. 2023 ^P	Mar. to Apr.	Apr. to May ^P	May to June ^P	June to July ^P	July to Aug. ^P
Cutting tool and machine tool accessory mfg - Continued								
Carbon and high-speed steel shank, solid, tipped carbide twist drills for machine tools.....		333515-48	4.3	0.0	0.9	2.1	0.2	0.0
Taps, carbide indexable, and throwaway inserts for machine tools.....		333515-49	5.1	0.0	0.0	0.0	0.0	0.6
Other attachments and accessories for machine tools and metalworking machinery.....		333515-5	8.6	0.0	0.0	2.0	0.0	0.4
Secondary products and miscellaneous receipts.....		333515-SM						
Secondary products.....		333515-S	9.5	0.0	0.0	0.0	0.0	1.3
Machine tool mfg.....	333517		4.4	0.0	0.8	0.2	0.4	0.0
Primary products.....		333517-P	4.0	0.0	0.9	0.0	0.4	0.0
Metal cutting machine tools.....		333517-2	3.9	0.0	0.5	0.0	0.5	0.0
Parts for metal cutting machine tools (sold separately) & rebuilt machine tools...		333517-26	8.4	0.0	0.0	-0.1	1.4	0.0
Metal machining centers (multifunction numerically controlled machines).....		333517-27	4.8	0.0	0.0	0.0	0.0	0.0
Other metal cutting machine tools.....		333517-2B	2.3	0.0	0.7	0.0	0.6	0.0
Metal forming machine tools.....		333517-3	4.2	0.0	2.3	0.1	0.0	0.0
Metal punching and shearing (power & manual), and bending and forming machines (power only).....		333517-31	6.1	0.0	1.2	0.0	0.0	0.0
Parts for metal forming machine tools (sold separately) and rebuilt metal forming machine tools.....		333517-37	4.1	0.0	3.3	0.2	0.0	0.0
Secondary products and miscellaneous receipts.....		333517-SM						
Miscellaneous receipts.....		333517-M	7.0	0.0	0.0	0.0	0.8	0.0
Secondary products.....		333517-S	11.1	0.1	0.0	4.2	0.0	0.2
Rolling mill and other metalworking machinery mfg.....	333519		11.1	-0.3	-0.1	-0.2	0.0	0.0
Primary products.....		333519-P	12.3	-0.4	-0.1	-0.2	0.0	0.0
Other metalworking machinery, excluding handheld & ultrasonic.....		333519-83	3.3	0.0	0.0	0.0	0.0	0.0
Secondary products and miscellaneous receipts.....		333519-SM						
Miscellaneous receipts.....		333519-M	-	0.0	-	-	-	-
Turbine and power transmission equipment mfg.....	3336		5.6	0.3	0.1	0.1	0.3	0.5
Turbine and power transmission equipment mfg.....	33361		5.6	0.3	0.1	0.1	0.3	0.5
Turbine and turbine generator set units mfg.....	333611		3.8	0.2	0.2	-0.2	-1.7	1.7
Primary products.....		333611-P	3.6	0.2	0.2	-0.1	-1.6	1.6
Turbines and turbine generator sets.....		333611-0	3.6	0.2	0.2	-0.1	-1.6	1.6
Steam, gas, and other turbines and turbine generators.....		333611-05	0.4	0.1	0.1	0.2	-2.4	0.7
Parts & accessories for turbines, turbine generators, and turbine generator sets.....		333611-07	1.1	0.0	0.0	0.0	0.0	0.0
Speed changer, drive, and gear mfg.....	333612		7.3	0.0	0.8	0.2	0.0	0.0
Primary products.....		333612-P	7.4	0.0	0.9	0.2	0.0	0.0
Gears, pinions, racks, and worms, sold separately.....		333612-3	6.5	0.0	2.0	0.0	0.0	0.0
Speed changers, industrial high speed drives, and parts other than loose gearing.....		333612-7	7.7	0.0	-0.1	0.4	0.0	0.0
Secondary products and miscellaneous receipts.....		333612-SM						
Mechanical power transmission equipment mfg.....	333613		5.6	0.4	0.2	0.2	0.0	0.4
Primary products.....		333613-P	4.9	0.3	0.2	0.2	0.0	0.4
Mechanical power transmission equipment, except speed changers, drives, & gears.....		333613-3	6.0	0.3	0.2	0.2	0.0	0.5
Secondary products and miscellaneous receipts.....		333613-SM						
Other engine equipment mfg.....	333618		6.1	0.3	0.0	0.1	1.5	0.0
Primary products.....		333618-P	6.2	0.3	0.0	0.1	1.4	0.0
Parts & accessories for internal combustion engines, ex. aircraft & gasoline automotive engines.....		333618-F	6.2	0.4	0.0	0.0	0.0	0.0
Diesel, semidiesel, and dual-fuel engines (except automotive).....		333618-3	12.0	0.0	0.0	0.6	5.6	0.0
Diesel, semidiesel, and dual-fuel engines for automobiles, trucks, and buses.....		333618-5	4.1	0.6	0.0	0.0	0.0	0.0
Secondary products and miscellaneous receipts.....		333618-SM						
Secondary products.....		333618-S	7.9	0.0	0.0	0.0	4.7	0.0
Other general purpose machinery manufacturing.....	3339		6.1	0.3	0.8	0.1	0.3	0.1
Pump and compressor manufacturing.....	33391		7.8	-0.1	1.6	0.4	0.9	0.0
Air and gas compressor mfg.....	333912		6.9	0.1	0.4	0.4	1.2	-0.2
Primary products.....		333912-P	7.0	0.1	0.4	0.4	1.3	-0.2
Air and gas compressors and vacuum pumps.....		333912-1	7.4	0.1	0.5	0.5	1.5	-0.4
Parts & attachments for air & gas compressors, ex. refrigeration, ice making, & a/c.....		333912-6	6.9	0.0	0.4	0.4	1.4	0.8
Secondary products and miscellaneous receipts.....		333912-SM						
Miscellaneous receipts.....		333912-M	4.0	0.0	-0.6	0.0	0.0	0.0

See footnotes at end of table.

Table 12. Producer price index percentage changes for the net output of selected industries and their products, not seasonally adjusted — Continued
 [August 2023]

Title ¹	Industry code	Product code	Unadjusted 12-month percent change ²	Unadjusted 1-month percent change ²				
			Aug. 2022 to Aug. 2023 ^P	Mar. to Apr.	Apr. to May ^P	May to June ^P	June to July ^P	July to Aug. ^P
Measuring, dispensing, and other pumping equipment mfg.	333914		8.3	-0.1	2.4	0.3	0.7	0.1
Primary products.....		333914-P	8.6	-0.2	2.4	0.3	0.7	0.0
Pumps and pumping equipment, excluding measuring and dispensing pumps.		333914-1	8.6	-0.2	2.5	0.3	0.7	0.0
Pumps and pumping equipment, complete, excluding measuring and dispensing pumps.		333914-11	9.1	-0.2	2.8	0.2	0.8	0.0
Domestic water systems.....		333914-111	—	0.0	0.0	0.0	0.0	—
Oil-well and oil-field pumps, except boiler feed.....		333914-113	0.8	0.0	0.0	0.0	0.0	0.5
Industrial pumps, excluding hydraulic fluid power pumps, automatic circulating pumps, etc.....		333914-114	12.2	-0.3	3.9	0.3	1.1	0.0
Other pumps, except automotive circulating pumps, and measuring and dispensing pumps.....		333914-115	2.0	0.0	0.0	0.0	0.0	0.0
Parts and attachments for pumps and pumping equipment, excluding measuring and dispensing.....		333914-15	5.5	0.1	0.4	1.0	0.0	0.0
Secondary products and miscellaneous receipts.....		333914-SM						
Miscellaneous receipts.....		333914-M	3.8	0.0	0.0	0.7	0.0	0.9
Secondary products.....		333914-S	5.5	0.0	3.4	0.2	0.2	0.6
Material handling equipment manufacturing.....	33392		5.2	0.1	0.4	0.2	0.0	0.0
Elevator and moving stairway mfg.	333921		6.2	1.2	0.0	0.0	0.0	0.0
Primary products.....		333921-P	5.8	1.3	0.0	0.0	0.0	0.0
Elevators and moving stairways.....		333921-1	4.5	1.5	0.0	0.0	0.0	0.0
Parts and attachments for elevators and moving stairways (sold separately).....		333921-3	14.8	0.0	0.0	0.0	0.0	-0.2
Secondary products and miscellaneous receipts.....		333921-SM						
Conveyor and conveying equipment mfg.	333922		4.6	0.1	0.3	0.1	-0.1	0.0
Primary products.....		333922-P	4.0	0.1	0.2	0.0	-0.1	0.0
Unit handling conveyors and conveying systems.....		333922-1	0.6	0.2	0.1	-0.1	-0.1	0.0
Unit handling gravity and trolley conveyors and conveying systems.....		333922-12	1.0	0.1	0.0	0.0	0.0	0.0
Unit handling tow, belt, roller, pneumatic, portable, carousel, and other nonbelt conveyors.....		333922-14	0.5	0.4	0.1	-0.3	-0.3	0.0
Parts and accessories for unit handling conveyors and conveying systems, sold separately.....		333922-7	0.7	0.3	0.0	0.1	0.0	0.0
Bulk material handling conveyors and conveying systems.....		333922-8	8.8	0.0	0.6	0.3	0.0	0.0
Parts and accessories for bulk material handling conveyors and conveying systems.....		333922-9	6.5	0.0	0.0	0.0	0.0	0.0
Secondary products and miscellaneous receipts.....		333922-SM						
Miscellaneous receipts.....		333922-M	19.1	0.0	7.0	2.2	0.0	0.0
Secondary products.....		333922-S	3.6	0.0	0.0	0.0	0.0	0.0
Overhead cranes, hoists and monorail systems mfg.	333923		4.2	-0.3	0.4	0.1	0.1	0.0
Primary products.....		333923-P	3.6	-0.4	0.4	0.1	0.1	0.0
Hoists and parts and attachments for hoists (sold separately).....		333923-1	4.2	-0.4	0.0	0.7	0.0	0.0
Overhead traveling cranes and monorail systems, including parts and attachments sold separately.....		333923-3	2.0	-1.7	1.9	0.0	0.5	0.0
Winches, aerial work platforms, and automotive wrecker hoists, including parts and attachments.....		333923-7	4.2	0.0	0.2	0.0	0.0	0.0
Secondary products and miscellaneous receipts.....		333923-SM						
Secondary products.....		333923-S	13.7	3.0	-0.2	0.0	0.0	0.8
Industrial truck, trailer, and stacker mfg.	333924		6.1	0.0	0.5	0.6	0.1	0.0
Primary products.....		333924-P	6.2	0.0	0.5	0.6	0.1	0.0
Industrial trucks, tractors, mobile straddle carriers & cranes, & automatic stacking machines.....		333924-2	6.6	0.0	0.6	0.7	0.1	0.0
Work trucks with lifting & handling equipment, operator riding, electric, self-propelled.....		333924-21	9.0	0.2	2.3	0.1	0.0	0.0
Work trucks, not fitted with lifting and handling equipment.....		333924-25	4.6	0.0	0.0	1.1	0.3	0.0
Bulk powered material moving equipment, dock boards and metal pallets and skids.....		333924-26	0.3	0.0	0.0	0.8	0.0	0.0
Other work trucks with lifting & handling equipment, non-riding electric or any non-electric.....		333924-27	4.4	-0.4	1.2	0.1	0.0	0.0
Parts and attachments for industrial trucks and tractors (sold separately).....		333924-3	3.8	-0.1	0.2	0.0	0.0	0.0
Secondary products and miscellaneous receipts.....		333924-SM						
Secondary products.....		333924-S	—	0.1	0.0	2.6	-0.1	—
All other general purpose machinery mfg.	33399		5.7	0.7	0.6	0.0	0.1	0.2
Power-driven handtool mfg.	333991		11.1	0.0	6.2	0.0	0.0	0.0
Primary products.....		333991-P	11.6	0.0	6.3	0.0	0.0	0.0
Power-driven handtools, pneumatic, hydraulic, and powder-actuated.....		333991-6	10.2	0.0	5.6	0.0	0.0	0.0
Power-driven handtools, electric (except battery powered), including parts.....		333991-9	12.1	0.1	7.0	0.0	0.0	0.0
Secondary products and miscellaneous receipts.....		333991-SM						
Miscellaneous receipts.....		333991-M	1.8	0.0	0.0	0.0	0.0	0.0

See footnotes at end of table.

Table 12. Producer price index percentage changes for the net output of selected industries and their products, not seasonally adjusted — Continued
[August 2023]

Title ¹	Industry code	Product code	Unadjusted 12-month percent change ²	Unadjusted 1-month percent change ²				
			Aug. 2022 to Aug. 2023 ^P	Mar. to Apr.	Apr. to May ^P	May to June ^P	June to July ^P	July to Aug. ^P
Welding and soldering equipment mfg.	333992		2.3	2.0	0.0	0.0	0.1	0.0
Primary products.....		333992-P	2.0	1.9	0.0	0.0	0.1	0.0
Other welding equipment, components, and accessories (excluding arc, resistance, and gas).....		333992-A	2.4	0.4	0.0	0.0	0.0	0.0
Arc welding machines, components, and accessories, excluding electrodes and stud welding equip.....		333992-1	3.0	3.0	0.0	0.0	0.0	0.0
Resistance welders, components, accessories, and electrodes.....		333992-7	—	0.0	0.0	0.0	—	—
Gas welding and cutting equipment, parts, attachments, and accessories.....		333992-9	4.5	0.4	0.0	0.0	1.1	0.0
Secondary products and miscellaneous receipts.....		333992-SM						
Miscellaneous receipts.....		333992-M	3.8	1.3	0.0	0.0	0.6	-0.3
Packaging machinery mfg.	333993		9.9	0.6	0.7	0.7	0.0	0.0
Primary products.....		333993-P	10.4	0.7	0.7	0.7	0.0	0.0
Packing, packaging, and bottling machinery, excluding parts.....		333993-1	11.1	0.0	1.0	0.8	0.0	0.0
Parts for packing, packaging, and bottling machinery.....		333993-5	8.2	2.9	0.0	0.5	0.0	0.0
Secondary products and miscellaneous receipts.....		333993-SM						
Industrial process furnace and oven mfg.	333994		5.8	1.2	0.9	0.1	0.6	0.8
Primary products.....		333994-P	6.2	1.3	1.0	0.1	0.6	1.1
Industrial process furnaces & ovens, & industrial electrical heating equipment.		333994-0	6.2	1.3	1.0	0.1	0.6	1.1
Industrial process furnaces & ovens, & industrial electrical heating equipment, except parts.....		333994-0A	5.5	1.0	0.6	0.1	0.8	0.4
Parts and attachments for industrial process furnaces and ovens.....		333994-0B	8.0	2.0	2.1	0.0	0.0	3.0
Secondary products and miscellaneous receipts.....		333994-SM						
Miscellaneous receipts.....		333994-M	2.8	0.6	0.8	0.2	0.3	-1.9
Fluid power cylinder and actuator mfg.	333995		3.8	0.7	0.0	0.4	0.0	0.2
Primary products.....		333995-P	4.3	0.8	0.0	0.4	0.0	0.2
Nonaerospace-type hydraulic & all aerospace fluid power cylinders & actuators, linear & rotary.....		333995-2	3.7	0.2	0.0	0.6	0.0	0.3
Nonaerospace-type pneumatic fluid power cylinders & actuators, linear & rotary.		333995-3	—	0.0	0.0	—	—	—
Parts for hydraulic & pneumatic fluid power cylinders & actuators, incl accumulators & cushions.....		333995-8	8.7	2.6	0.0	0.1	0.0	0.0
Secondary products and miscellaneous receipts.....		333995-SM						
Fluid power pump and motor mfg.	333996		3.7	0.0	0.0	0.0	0.2	0.1
Primary products.....		333996-P	3.9	0.0	0.0	0.0	0.3	0.1
Nonaerospace-type reciprocating fluid power pumps.....		333996-1	6.8	0.0	0.0	0.0	-0.1	0.0
Nonaerospace-type fluid power motors.....		333996-5	3.2	0.0	0.0	0.0	0.0	0.4
Parts for fluid power pumps, motors, and hydrostatic transmissions.....		333996-9	0.4	0.0	0.0	-0.1	0.0	0.0
Secondary products and miscellaneous receipts.....		333996-SM						
Miscellaneous receipts.....		333996-M	4.6	0.0	0.0	0.0	0.0	0.3
All other miscellaneous general purpose machinery mfg.	333998		5.4	0.5	0.1	-0.6	0.0	0.3
Primary products.....		333998-P	5.4	0.5	0.1	-0.6	-0.1	0.3
Scale and balance mfg.		333998-7	7.2	0.2	0.2	1.3	0.2	0.0
Retail, commercial, household, and mailing scales and balances.....		333998-74	7.8	0.0	0.0	0.0	0.2	0.0
Parts, attachments, and accessories for scales and balances.....		333998-76	9.2	0.4	0.8	0.3	0.4	0.0
Vehicle and industrial scales.....		333998-77	7.9	0.2	0.2	1.6	0.1	0.0
Motor truck and railroad track scales.....		333998-771	3.4	0.0	0.0	0.0	0.0	0.0
Industrial scales (including automatic checkweigher and bulkweigher scales).....		333998-772	10.9	0.7	0.7	0.5	0.5	0.0
All other miscellaneous general purpose machinery mfg.		333998-9	5.4	0.5	0.1	-0.8	-0.1	0.3
Filters and strainers, except fluid power.....		333998-91	11.9	0.6	0.3	0.0	0.0	0.0
Industrial filters and strainers and reusable media, except fluid power.		333998-911	12.8	0.0	0.4	0.0	0.0	0.0
Nonreusable media for filters and strainers, except fluid power.....		333998-912	1.9	1.3	0.0	0.0	0.0	0.0
Parts and accessories for filters and strainers, except fluid power.....		333998-913	21.1	6.1	0.0	0.0	0.0	0.0
All other miscellaneous general industrial machinery.....		333998-97	4.7	0.6	0.0	-1.1	-0.2	0.4
Secondary products and miscellaneous receipts.....		333998-SM						
Miscellaneous receipts.....		333998-M	—	0.0	0.6	0.0	2.3	0.2
Secondary products.....		333998-S	—	0.1	0.1	0.1	0.1	0.2
Computer & electronic product mfg.	334		2.9	0.0	-0.2	0.1	0.2	0.4
Computer & peripheral equipment mfg.	3341		-0.2	-1.3	-0.9	-1.6	-0.2	1.8
Computer & peripheral equipment mfg.	33411		-0.2	-1.3	-0.9	-1.6	-0.2	1.8
Electronic computer mfg.	334111		-0.6	-0.1	-2.2	-2.4	-0.1	3.9
Primary products.....		334111-P	-1.1	-0.1	-2.5	-2.7	-0.1	4.4
Host computers, multiusers (mainframes, medium-scale systems, UNIX and PC servers).....		334111-5	-3.6	-0.1	-3.0	-3.1	-0.1	5.4
Single user computers, microprocessor based, general purpose.....		334111-7	4.7	-0.5	-0.2	-0.4	-0.4	-0.1

See footnotes at end of table.

Table 12. Producer price index percentage changes for the net output of selected industries and their products, not seasonally adjusted — Continued
 [August 2023]

Title ¹	Industry code	Product code	Unadjusted 12-month percent change ²	Unadjusted 1-month percent change ²					
				Aug. 2022 to Aug. 2023 ^P	Mar. to Apr.	Apr. to May ^P	May to June ^P	June to July ^P	July to Aug. ^P
Electronic computer mfg - Continued									
Portable computers, laptops, tablets and other single user computers.....		334111-72	-2.9	0.3	-1.3	-0.3	0.1	-0.2	
Personal computers and workstations (excluding portable computers).....		334111-73	6.2	-0.9	0.3	-0.5	-0.6	0.0	
Secondary products and miscellaneous receipts.....		334111-SM							
Computer storage device mfg.....	334112		-2.6	-1.4	0.0	-2.2	-0.9	0.0	
Primary products.....		334112-P	-2.3	-1.4	0.0	-2.2	-0.9	0.0	
Computer storage devices (except parts, attachments and accessories).....		334112-1	-2.9	-1.5	0.0	-2.3	-0.9	0.0	
Secondary products and miscellaneous receipts.....		334112-SM							
Computer terminal and other computer peripheral equipment mfg.....	334118		1.1	-2.8	0.0	0.0	0.1	0.4	
Primary products.....		334118-P	0.9	-2.9	0.0	0.0	0.1	0.4	
Computer terminals (including POS and funds-transfer devices) and other computer peripherals.....		334118-D	-5.5	-5.5	0.0	0.0	0.0	0.0	
Secondary products and miscellaneous receipts.....		334118-SM							
Miscellaneous receipts.....		334118-M	-	0.0	0.0	-	-	-	
Secondary products.....		334118-S	-	0.0	0.0	0.8	0.0	0.0	
Communications equipment mfg.....	3342		3.5	0.8	0.0	0.6	0.0	0.1	
Telephone apparatus mfg.....	33421		4.7	0.0	0.0	3.7	-0.8	0.4	
Telephone apparatus mfg.....	334210		4.7	0.0	0.0	3.7	-0.8	0.4	
Primary products.....		334210-P	4.6	0.0	0.0	3.8	-0.8	0.4	
Telephone and wireline data networking equipment.....		334210-0	4.6	0.0	0.0	3.8	-0.8	0.4	
Secondary products and miscellaneous receipts.....		334210-SM							
Radio/TV broadcast & wireless comm equip mfg.....	33422		2.8	1.1	-0.1	0.0	0.0	0.0	
Broadcast and wireless communications equipment mfg.....	334220		2.7	1.1	-0.1	0.0	0.0	0.0	
Primary products.....		334220-P	1.7	1.2	-0.1	0.0	0.0	0.0	
Broadcast, studio, and related electronic equipment.....		334220-2	0.5	1.4	-0.6	-0.2	0.1	-0.1	
Radio station equipment.....		334220-5	5.6	4.6	0.0	0.0	0.0	0.0	
Other broadcast and wireless communications systems and equipment.....		334220-9	1.0	0.9	0.0	0.0	0.0	0.0	
Secondary products and miscellaneous receipts.....		334220-SM							
Other communications equipment mfg.....	33429		5.5	0.1	0.1	-0.1	0.8	0.0	
Other communications equipment mfg.....	334290		5.5	0.1	0.1	-0.1	0.8	0.0	
Primary products.....		334290-P	5.8	0.1	0.2	-0.1	0.9	0.0	
Alarm systems, including electric sirens and horns.....		334290-1	-	0.0	0.0	0.0	1.4	-	
Intercommunications systems, incl inductive paging systems, excl telephone & telegraph.....		334290-3	1.3	0.0	2.4	0.0	0.0	0.0	
Secondary products and miscellaneous receipts.....		334290-SM							
Secondary products.....		334290-S	-	0.0	1.2	0.6	0.0	-	
Audio & video equipment mfg.....	3343		2.5	0.0	0.1	0.0	0.0	0.0	
Audio and video equipment mfg.....	33431		2.5	0.0	0.1	0.0	0.0	0.0	
Audio and video equipment mfg.....	334310		2.5	0.0	0.1	0.0	0.0	0.0	
Primary products.....		334310-P	2.7	0.0	0.0	0.0	0.0	0.0	
Speakers and commercial sound equipment.....		334310-4	2.5	0.0	0.0	0.0	0.0	0.0	
Other consumer audio and video equipment.....		334310-5	3.7	0.0	0.0	0.0	0.0	0.0	
Secondary products and miscellaneous receipts.....		334310-SM							
Miscellaneous receipts.....		334310-M	3.1	0.0	1.8	0.0	0.0	0.0	
Semiconductor and other electronic component mfg.....	3344		0.4	-0.3	-1.0	0.2	0.1	0.2	
Semiconductor and other electronic component mfg.....	33441		0.4	-0.3	-1.0	0.2	0.1	0.2	
Bare printed circuit board mfg.....	334412		4.1	0.0	-0.1	1.2	0.0	0.2	
Primary products.....		334412-P	5.0	0.0	0.0	1.4	0.0	0.2	
Bare printed circuit boards.....		334412-0	5.0	0.0	0.0	1.4	0.0	0.2	
Secondary products and miscellaneous receipts.....		334412-SM2							
Semiconductors and related device mfg.....	334413		2.1	-0.8	-0.3	0.2	-0.3	0.1	
Primary products.....		334413-P	2.4	-0.8	-0.3	0.2	-0.2	0.1	
Other semiconductor devices, including parts such as chips, wafers, and heat sinks.....		334413-A	6.7	0.0	0.0	0.0	2.1	0.0	
Integrated microcircuits, incl semiconductor networks, microprocessors, & MOS memories.....		334413-1	-0.5	-1.3	-0.5	0.4	-1.7	0.1	
Secondary products and miscellaneous receipts.....		334413-SM							
Electronic connector mfg.....	334417		7.8	1.1	0.1	-0.4	0.3	0.0	
Primary products.....		334417-P	7.8	1.0	0.1	-0.4	0.4	0.0	
Electronic connectors, including parts.....		334417-0	7.8	1.0	0.1	-0.4	0.4	0.0	

See footnotes at end of table.

Table 12. Producer price index percentage changes for the net output of selected industries and their products, not seasonally adjusted — Continued
 [August 2023]

Title ¹	Industry code	Product code	Unadjusted 12-month percent change ²	Unadjusted 1-month percent change ²				
				Aug. 2022 to Aug. 2023 ^P	Mar. to Apr.	Apr. to May ^P	May to June ^P	June to July ^P
Electronic connector mfg - Continued								
Secondary products and miscellaneous receipts.....		334417-SM						
Secondary products.....		334417-S1	5.4	2.6	0.0	0.0	0.0	0.0
Printed circuit assembly mfg.....	334418		-12.9	0.0	-6.0	0.0	0.3	0.0
Primary products.....		334418-P	-13.4	0.0	-6.4	0.1	0.3	0.0
Printed circuit assemblies, loaded boards, modules, and consumer external modems.....		334418-9	-13.4	0.0	-6.4	0.1	0.3	0.0
Secondary products and miscellaneous receipts.....		334418-SM						
Other electronic component mfg.....	334419		3.7	0.3	0.6	0.3	0.8	1.2
Primary products.....		334419-P	3.5	0.3	0.6	0.3	0.9	0.2
Other electronic components.....		334419-0	3.5	0.3	0.6	0.3	0.9	0.2
Secondary products and miscellaneous receipts.....		334419-SM						
Secondary products.....		334419-S	6.7	0.0	2.3	0.0	0.0	0.0
Capacitor, resistor, coil, transformer, and other inductor mfg.....	33441K		5.9	0.2	0.0	0.0	0.0	0.0
Primary products.....		33441K-P	5.8	0.2	0.0	0.0	0.0	0.0
Capacitors for electronic circuitry.....		33441K-4	3.4	0.0	0.0	0.0	0.0	0.0
Electronic coils, transformers, and other inductors.....		33441K-6	8.4	0.4	0.0	0.0	0.0	0.0
Secondary products and miscellaneous receipts.....		33441K-SM						
Nav/measuring/medical/control instruments mfg.....	3345		4.3	0.2	0.2	0.1	0.4	0.4
Nav/measuring/medical/control instruments mfg.....	33451		4.3	0.2	0.2	0.1	0.4	0.4
Electromedical apparatus mfg.....	334510		3.1	0.0	0.2	0.0	1.4	0.0
Primary products.....		334510-P	3.1	0.0	0.2	0.0	1.5	0.0
Electromedical equipment, excluding ionizing radiation equipment.....		334510-2	3.4	0.0	0.2	0.0	1.6	0.0
Secondary products and miscellaneous receipts.....		334510-SM						
Miscellaneous receipts.....		334510-M	4.2	0.0	2.6	0.0	0.0	0.0
Search, detection, and navigation instruments.....	334511		2.9	0.1	0.0	0.0	0.4	0.8
Primary products.....		334511-P	2.6	0.1	0.0	0.0	0.4	0.7
Aeronautical, nautical & navigational instruments, not sending or receiving radio signals.....		334511-1	5.8	0.6	0.0	0.0	1.8	0.8
Search, detection, navigation, and guidance systems and equipment.....		334511-3	2.1	0.0	0.0	0.1	0.0	0.7
Secondary products and miscellaneous receipts.....		334511-SM						
Secondary products.....		334511-S	-	-	-	-	-	-
Automatic environmental control mfg.....	334512		6.8	1.0	1.9	0.1	0.0	0.4
Primary products.....		334512-P	7.3	1.1	2.1	0.1	0.0	0.4
Automatic environmental controls for monitoring residential, commercial, and appliance use.....		334512-0	7.3	1.1	2.1	0.1	0.0	0.4
Secondary products and miscellaneous receipts.....		334512-SM						
Miscellaneous receipts.....		334512-M	2.9	0.0	0.0	0.0	0.0	0.0
Industrial process variable instruments.....	334513		6.2	0.2	0.2	0.6	-0.3	0.8
Primary products.....		334513-P	6.2	0.2	0.2	0.6	-0.3	0.9
Process control instruments.....		334513-0	6.2	0.2	0.2	0.6	-0.3	0.9
Secondary products and miscellaneous receipts.....		334513-SM						
Miscellaneous receipts.....		334513-M	7.1	1.5	0.0	0.0	0.0	0.0
Totalizing fluid meters and counting devices mfg.....	334514		12.5	1.1	0.2	0.5	0.5	0.0
Primary products.....		334514-P	12.9	1.2	0.2	0.5	0.6	0.0
Integrating and totalizing fluid meters, counting devices, and motor vehicle instruments.....		334514-0	12.9	1.2	0.2	0.5	0.6	0.0
Secondary products and miscellaneous receipts.....		334514-SM						
Secondary products.....		334514-S	-	0.0	0.8	0.0	0.0	0.1
Electricity and signal testing instruments mfg.....	334515		3.9	0.5	0.4	0.0	0.2	0.0
Primary products.....		334515-P	2.8	0.0	0.4	0.0	0.3	0.0
Test equipment for testing electrical, radio, and communication circuits, and motors.....		334515-4	3.7	0.0	0.5	0.0	0.3	0.0
Secondary products and miscellaneous receipts.....		334515-SM						
Analytical laboratory instrument mfg.....	334516		5.4	0.2	0.8	0.1	-0.4	0.0
Primary products.....		334516-P	5.4	0.2	0.9	0.1	-0.4	0.0
Analytical and scientific instruments, excluding optical.....		334516-0	5.4	0.2	0.9	0.1	-0.4	0.0
Secondary products and miscellaneous receipts.....		334516-SM						
Irradiation apparatus mfg.....	334517		0.8	0.0	0.0	0.0	0.0	0.0
Primary products.....		334517-P	0.8	0.0	0.0	0.0	0.0	0.0
Irradiation (ionizing radiation) equipment.....		334517-0	0.8	0.0	0.0	0.0	0.0	0.0
Secondary products and miscellaneous receipts.....		334517-SM						

See footnotes at end of table.

Table 12. Producer price index percentage changes for the net output of selected industries and their products, not seasonally adjusted — Continued
 [August 2023]

Title ¹	Industry code	Product code	Unadjusted 12-month percent change ²	Unadjusted 1-month percent change ²				
			Aug. 2022 to Aug. 2023 ^P	Mar. to Apr.	Apr. to May ^P	May to June ^P	June to July ^P	July to Aug. ^P
Other measuring and controlling device mfg.....	334519		8.6	-0.2	0.0	0.2	0.4	0.9
Primary products.....		334519-P	8.9	-0.2	0.0	0.2	0.5	0.7
Physical properties testing & inspection equipment and kinematic testing & measuring equipment.....		334519-4	13.7	0.0	0.0	0.0	0.0	0.3
Nuclear radiation detection and monitoring instruments.....		334519-5	6.9	0.0	0.4	0.4	0.0	0.0
Commercial, geophysical, meteorological, and general-purpose instruments and equipment.....		334519-7	6.0	0.2	0.0	-0.6	0.0	2.3
Secondary products and miscellaneous receipts.....		334519-SM						
Miscellaneous receipts.....		334519-M	6.5	0.0	0.0	0.0	0.2	5.8
Manufacturing and reproducing magnetic and optical media.....	3346		4.1	0.0	0.1	0.2	0.0	0.4
Manufacturing and reproducing magnetic and optical media.....	33461		4.1	0.0	0.1	0.2	0.0	0.4
Manufacturing and reproducing magnetic and optical media.....	334610		4.1	0.0	0.1	0.2	0.0	0.4
Primary products.....		334610-P	4.3	0.0	0.1	0.2	0.0	0.4
Electrical equipment and appliance mfg.....	335		4.5	0.3	0.1	0.3	0.3	0.5
Electric lighting equipment mfg.....	3351		4.3	0.0	0.3	0.5	0.3	-0.1
Electric lighting equipment mfg.....	33513		—	0.0	0.3	0.5	0.3	-0.1
Residential electric lighting fixture mfg.....	335131		3.6	0.0	0.2	0.0	0.0	0.0
Primary products.....		335131-P	3.3	0.0	0.0	0.0	0.0	0.0
Residential-type electric lighting fixtures (except portable), including parts and accessories.....		335131-1	0.7	0.0	0.0	0.0	0.0	0.0
Residential-type portable lighting fixtures, including parts and accessories.....		335131-4	7.1	0.0	0.0	0.0	0.0	0.0
Secondary products and miscellaneous receipts.....		335131-SM						
Secondary products.....		335131-S	14.0	0.0	2.7	0.1	0.0	-0.1
Nonresidential electric lighting fixture mfg.....	335132		4.7	0.0	0.6	0.2	0.6	-0.2
Primary products.....		335132-P	5.1	0.0	0.7	0.2	0.7	-0.2
Commercial and institutional-type electric lighting fixtures, including parts and accessories.....		335132-1	3.5	0.0	0.8	0.2	0.1	-0.2
Industrial-type electric lighting fixtures, including parts and accessories.....		335132-5	12.2	0.0	0.0	0.0	3.9	0.0
Secondary products and miscellaneous receipts.....		335132-SM						
Secondary products.....		335132-S	—	0.6	0.0	0.0	—	—
Other lighting equipment, including lamps and bulbs mfg.....	335139		4.1	0.0	0.0	1.0	0.0	0.0
Primary products.....		335139-P	—	0.0	0.0	1.1	0.0	0.0
Electric lamp bulb, tubes, and components.....		335139-1	6.7	0.0	0.0	4.6	0.0	0.0
Outdoor lighting equipment (including parts and accessories).....		335139-2	0.0	0.0	0.0	0.0	0.0	0.0
Secondary products and miscellaneous receipts.....		335139-SM						
Secondary products.....		335139-S	—	0.0	0.3	—	—	—
Household appliance mfg.....	3352		1.7	0.5	0.6	-0.2	-0.3	0.7
Small electrical appliance mfg.....	33521		1.6	0.2	0.2	0.0	0.0	0.1
Small electrical appliance mfg.....	335210		1.6	0.2	0.2	0.0	0.0	0.1
Primary products.....		335210-P	1.2	0.2	0.2	0.0	0.0	0.0
Parts and attachments for small electric household appliances, including fan parts.....		335210-5	3.2	0.0	0.0	0.0	0.0	-0.1
Household vacuum cleaners and other floor care machines (including parts and attachments).....		335210-6	4.7	0.9	-0.1	0.3	0.0	0.0
Other small electric household appliances, including fans.....		335210-7	0.0	0.0	0.3	-0.1	0.0	0.0
Secondary products and miscellaneous receipts.....		335210-SM						
Secondary products.....		335210-S	3.7	0.1	-0.1	0.1	0.0	0.0
Major household appliance mfg.....	33522		1.7	0.6	0.7	-0.2	-0.3	0.9
Major household appliance mfg.....	335220		1.7	0.6	0.7	-0.2	-0.3	0.9
Primary products.....		335220-P	1.3	0.2	0.7	-0.2	-0.4	0.9
Household cooking appliances.....		335220-1	4.4	0.3	1.2	-0.6	-0.5	3.0
Electric household ranges, ovens (including microwave), surface cooking units, and equipment.....		335220-11	3.2	2.7	0.2	-2.0	-0.5	1.5
Gas household ranges, ovens, surface cooking units, and equipment (incl. parts and accessories).....		335220-13	4.0	-2.1	1.5	0.1	-0.7	4.2
Other household ranges and cooking equipment, including outdoor equipment.....		335220-15	9.0	0.0	2.4	0.8	-0.3	3.7
Household refrigerators and home freezers.....		335220-2	-0.5	-0.1	0.6	-0.2	-0.3	-1.4
Household refrigerators, including combination refrigerator-freezers.....		335220-21	-0.5	0.2	0.3	-0.3	-0.6	-1.3
Other major household appliances.....		335220-8	0.0	0.3	0.3	0.3	-0.2	0.3
Household water heaters, electric, for permanent installation.....		335220-81	0.1	0.0	0.0	0.0	0.0	0.0
Household water heaters, excluding electric.....		335220-83	0.3	0.0	0.0	0.0	0.0	0.0
Secondary products and miscellaneous receipts.....		335220-SM						
Miscellaneous receipts.....		335220-M	1.3	0.0	0.0	0.0	0.0	0.0

See footnotes at end of table.

Table 12. Producer price index percentage changes for the net output of selected industries and their products, not seasonally adjusted — Continued
 [August 2023]

Title ¹	Industry code	Product code	Unadjusted 12-month percent change ²	Unadjusted 1-month percent change ²				
				Aug. 2022 to Aug. 2023 ^P	Mar. to Apr.	Apr. to May ^P	May to June ^P	June to July ^P
Electrical equipment mfg.	3353		5.7	0.4	0.1	0.8	0.7	0.5
Electrical equipment mfg.	33531		5.7	0.4	0.1	0.8	0.7	0.5
Electric power and specialty transformer mfg.	335311		2.2	0.3	0.3	0.8	1.3	0.3
Primary products.		335311-P	1.9	0.3	0.3	0.8	1.3	0.3
Secondary products and miscellaneous receipts.		335311-SM						
Motor and generator mfg.	335312		7.3	0.5	0.0	0.0	1.3	0.9
Primary products.		335312-P	7.8	0.5	0.0	0.0	1.2	1.0
Parts, supplies for motors, generators, generator sets, and other rotating equipment.		335312-C	15.6	0.0	0.0	0.0	0.5	2.7
Other motors and generators n.e.c.		335312-F	9.9	1.2	0.0	0.0	2.5	1.2
Fractional horsepower motors (rated at less than 746 watts) (except hermetics) . .		335312-1	3.7	0.0	0.3	0.3	0.0	0.2
Integral horsepower motors & generators other than for land transport equipment (exc hermetics).		335312-3	2.8	0.0	0.0	0.0	0.0	0.0
Secondary products and miscellaneous receipts.		335312-SM						
Miscellaneous receipts.		335312-M	0.5	0.0	0.0	0.0	0.4	0.0
Secondary products.		335312-S	7.6	0.0	0.0	0.0	2.6	0.7
Switchgear and switchboard apparatus mfg.	335313		5.2	0.8	0.2	0.8	0.5	0.6
Primary products.		335313-P	5.5	0.8	0.2	0.9	0.5	0.6
Switchgear, excluding ducts and relays.		335313-A	6.9	0.0	0.4	1.6	0.8	1.1
Low voltage panelboards and distribution boards, 1000 volts or less.		335313-3	5.6	2.6	0.0	0.0	0.0	0.0
Secondary products and miscellaneous receipts.		335313-SM						
Relay and industrial control mfg.	335314		7.5	0.0	0.0	1.3	0.0	0.0
Primary products.		335314-P	7.6	0.0	0.0	1.4	0.0	0.0
Specific-purpose industrial controls.		335314-C	6.2	0.0	0.0	0.9	0.0	0.0
General-purpose industrial controls.		335314-F	8.6	0.0	0.0	2.2	0.0	0.0
Relays for electronic circuitry, industrial control overload and switchgear type. . . .		335314-1	8.4	0.0	0.0	0.0	0.0	0.0
Parts for industrial controls and motor-control accessories.		335314-7	3.9	0.0	0.0	0.3	0.0	0.0
Secondary products and miscellaneous receipts.		335314-SM						
Miscellaneous receipts.		335314-M	5.5	0.0	0.0	0.0	0.0	0.0
Other electrical equipment & component mfg.	3359		4.8	0.1	-0.1	0.2	0.2	0.7
Storage battery mfg.	33591		2.0	0.7	-0.1	0.2	-0.1	0.0
Battery mfg.	335910		1.3	0.7	-0.1	0.2	-0.1	0.0
Primary products.		335910-P	1.3	0.7	-0.1	0.3	-0.1	0.0
Storage batteries.		335910-1	1.4	1.0	0.0	0.1	-0.1	0.0
Storage batteries, lead acid type, BCI dimensional size group 8D or smaller. . . .		335910-11	1.1	1.5	0.0	0.0	-0.2	0.0
Storage batteries, lead acid type, larger than BCI dimensional size group 8D. . .		335910-12	2.2	0.0	0.0	0.8	0.0	0.0
Primary batteries.		335910-2	2.9	-0.1	-0.3	0.7	0.2	0.2
Secondary products and miscellaneous receipts.		335910-SM						
Secondary products.		335910-S	5.4	0.0	0.0	0.0	0.0	0.0
Communication & energy wire & cable mfg.	33592		0.2	0.6	-0.7	-0.7	0.9	2.0
Fiber optic cable mfg.	335921		5.1	0.9	0.3	0.0	0.0	0.0
Primary products.		335921-P	5.3	0.9	0.3	0.0	0.0	0.0
Fiber optic cable, made from purchased fiber optic strand.		335921-0	5.3	0.9	0.3	0.0	0.0	0.0
Secondary products and miscellaneous receipts.		335921-SM						
Other communication and energy wire mfg.	335929		-1.4	0.5	-1.0	-0.9	1.2	2.5
Primary products.		335929-P	-1.4	0.5	-1.0	-1.0	1.1	2.7
Electronic wire and cable, made of nonferrous metals (purchased wire).		335929-A	2.6	0.1	-0.2	-2.9	-0.1	0.0
Other insulated wire & cable, incl control & signal, made of nonferrous metals (purchased wire).		335929-F	2.5	0.0	1.1	-0.8	-0.7	1.3
Power wire and cable, made from nonferrous metals (purchased wire).		335929-1	26.9	0.6	-0.2	0.7	3.1	5.8
Secondary products and miscellaneous receipts.		335929-SM						
Wiring device mfg.	33593		12.4	-0.2	0.2	0.7	-0.1	0.6
Current-carrying wiring device mfg.	335931		25.2	0.4	0.0	1.4	0.0	1.2
Primary products.		335931-P	26.5	0.4	0.0	1.4	-0.1	1.3
Current-carrying wiring devices n.e.c.		335931-A	51.2	0.5	0.0	3.2	0.1	1.1
Current-carrying switches for electrical circuitry (including vehicular switches). . . .		335931-1	5.7	0.6	0.0	0.0	0.1	0.1
Current-carrying wire connectors for electrical circuitry.		335931-9	2.2	-0.4	0.2	-2.0	-0.6	3.3
Secondary products and miscellaneous receipts.		335931-SM						
Secondary products.		335931-S	4.9	0.0	0.0	0.2	0.8	0.0
Noncurrent-carrying wiring device mfg.	335932		1.6	-0.8	0.4	0.0	-0.1	-0.1
Primary products.		335932-P	1.7	-0.9	0.4	0.0	-0.1	-0.1

See footnotes at end of table.

Table 12. Producer price index percentage changes for the net output of selected industries and their products, not seasonally adjusted — Continued
 [August 2023]

Title ¹	Industry code	Product code	Unadjusted 12-month percent change ²	Unadjusted 1-month percent change ²				
				Aug. 2022 to Aug. 2023 ^P	Mar. to Apr.	Apr. to May ^P	May to June ^P	June to July ^P
Noncurrent-carrying wiring device mfg - Continued								
Noncurrent-carrying electrical conduit and conduit fittings, incl. plastic conduit & fittings.....		335932-4	0.5	-1.7	0.8	-0.1	-0.2	-0.2
Other noncurrent-carrying wiring devices and supplies (boxes, covers, bar hangers, etc.).....		335932-6	-	-0.2	-0.1	0.4	-0.1	-0.1
Secondary products and miscellaneous receipts.....		335932-SM						
All other electrical equipment & component mfg.....	33599		1.9	-0.1	-0.1	0.4	0.1	0.0
Carbon and graphite product mfg.....	335991		4.4	-0.4	0.2	0.0	0.3	0.0
Primary products.....		335991-P	4.6	-0.4	0.2	0.0	0.3	0.0
Carbon and graphite products, including electrodes for electric arc furnaces.....		335991-0	4.6	-0.4	0.2	0.0	0.3	0.0
Secondary products and miscellaneous receipts.....		335991-SM						
Miscellaneous receipts.....		335991-M	-	0.0	0.0	0.0	-	-
Miscellaneous electrical equipment mfg.....	335999		1.2	0.0	-0.2	0.5	0.1	0.0
Primary products.....		335999-P	1.0	0.0	-0.2	0.5	0.1	0.0
Rectifying apparatus.....		335999-3	3.9	2.0	0.0	0.0	0.0	0.0
All miscellaneous electrical equipment except rectifying apparatus.....		335999-4	1.0	-0.3	-0.2	0.6	0.1	0.0
Secondary products and miscellaneous receipts.....		335999-SM						
Transportation equipment manufacturing.....	336		2.4	0.1	0.2	0.0	0.1	0.0
Motor vehicle manufacturing.....	3361		1.5	-0.2	0.0	-0.2	0.2	0.0
Automobile and light truck manufacturing.....	33611		1.5	-0.2	-0.1	-0.2	0.1	0.0
Automobile, light truck and utility vehicle mfg.....	336110		1.5	-0.2	-0.1	-0.2	0.1	0.0
Primary products.....		336110-P	1.6	-0.2	-0.1	-0.2	0.1	0.0
Passenger cars and chassis.....		336110-1	-1.7	-0.7	-0.1	-1.0	0.1	0.1
Trucks, truck tractors, & bus chassis 14,000 lb or less, incl. minivans & suvs.....		336110-2	3.2	-0.1	-0.1	0.0	0.2	-0.1
Secondary products and miscellaneous receipts.....		336110-SM						
Heavy duty truck manufacturing.....	33612		2.0	0.1	0.1	0.3	0.4	0.0
Heavy duty truck mfg.....	336120		2.0	0.1	0.1	0.3	0.4	0.0
Primary products.....		336120-P	1.9	0.1	0.1	0.3	0.4	0.0
Trucks, truck tractors, and bus chassis (chassis of own manufacture) 14,001 to 33,000 lbs.....		336120-1	3.1	0.0	0.6	1.5	0.0	0.0
Buses, including military and firefighting vehicles (chassis of own manufacture).....		336120-3	3.9	0.2	0.0	0.0	1.0	0.0
Secondary products and miscellaneous receipts.....		336120-SM						
Motor vehicle body and trailer manufacturing.....	3362		1.6	0.2	0.0	0.0	0.1	0.1
Motor vehicle body and trailer manufacturing.....	33621		1.6	0.2	0.0	0.0	0.1	0.1
Motor vehicle body mfg.....	336211		5.2	0.5	0.1	0.1	0.4	0.0
Primary products.....		336211-P	5.3	0.5	0.1	0.0	0.4	0.0
Other truck and vehicle bodies, sold separately.....		336211-5	4.6	-0.1	0.0	-0.3	0.0	0.0
Dump truck bodies, for sale separately.....		336211-5A	-11.4	0.0	0.0	-3.5	0.0	0.0
All other truck and vehicle bodies, sold separately.....		336211-5B	7.8	-0.1	0.0	0.0	0.0	0.0
Buses and firefighting vehicles, complete, produced on purchased chassis.....		336211-7	1.4	0.0	0.1	0.1	0.0	0.1
Other trucks and vehicles, complete, produced on purchased chassis.....		336211-9	5.8	0.0	0.5	0.6	0.0	0.0
Other trucks and vehicles, complete, produced on purchased chassis, except upfitting trucks.....		336211-91	8.4	0.1	1.3	1.1	0.1	0.1
Secondary products and miscellaneous receipts.....		336211-SM						
Secondary products.....		336211-S	4.9	0.0	0.1	2.0	0.0	0.1
Truck trailer mfg.....	336212		-2.0	0.5	-0.2	0.0	-0.8	0.0
Primary products.....		336212-P	-2.0	0.5	-0.2	0.0	-0.8	0.0
Truck trailers and chassis, axle rating 10,000 lbs or more.....		336212-1	-2.3	0.5	-0.2	0.0	-0.9	0.0
Truck trailers and chassis, axle rating less than 10,000 lbs.....		336212-3	0.4	0.3	-0.2	0.0	0.0	0.0
Secondary products and miscellaneous receipts.....		336212-SM						
Secondary products.....		336212-S1	2.2	0.0	0.0	0.1	0.0	0.0
Motor home mfg.....	336213		1.4	0.0	0.0	0.0	0.5	0.0
Primary products.....		336213-P	1.1	0.0	0.0	0.0	0.6	0.0
Motor homes built on purchased chassis.....		336213-0	1.1	0.0	0.0	0.0	0.6	0.0
Secondary products and miscellaneous receipts.....		336213-SM1						
Travel trailer and camper mfg.....	336214		1.7	-0.2	0.0	0.0	0.4	0.2
Primary products.....		336214-P	1.5	-0.1	0.0	0.0	0.3	0.2
Travel trailers.....		336214-1	2.7	0.0	0.0	0.0	0.6	0.2
Conventional travel trailers.....		336214-19	4.5	0.0	0.0	0.0	0.9	0.3
Fifth wheel travel trailers.....		336214-1A	-	-	-	-	0.0	-
Automobile and light truck trailers.....		336214-3	-2.3	-0.8	0.0	0.0	-0.2	0.3

See footnotes at end of table.

Table 12. Producer price index percentage changes for the net output of selected industries and their products, not seasonally adjusted — Continued
 [August 2023]

Title ¹	Industry code	Product code	Unadjusted 12-month percent change ²	Unadjusted 1-month percent change ²				
				Aug. 2022 to Aug. 2023 ^P	Mar. to Apr.	Apr. to May ^P	May to June ^P	June to July ^P
Travel trailer and camper mfg - Continued								
Camping trailers, campers, pick-up covers, and parts.....		336214-5	1.6	0.0	0.0	0.0	0.0	0.0
Other parts and components, excluding appliances and furnishings.....		336214-53	—	0.0	0.0	0.0	0.0	—
Truck campers, caps, box covers, and fold-down camping trailers.....		336214-56	—	0.0	0.0	0.0	0.0	0.0
Secondary products and miscellaneous receipts.....		336214-SM						
Secondary products.....		336214-S	10.2	0.0	1.9	0.0	0.0	0.0
Motor vehicle parts manufacturing.....	3363		1.7	0.2	0.2	0.0	0.1	-0.1
Motor vehicle gasoline engine and parts mfg.....	33631		1.4	0.2	0.1	-0.2	0.0	0.4
Motor vehicle gasoline engine and engine parts mfg.....	336310		1.4	0.2	0.1	-0.2	0.0	0.4
Primary products.....		336310-P	0.9	0.2	0.1	-0.3	0.0	0.4
Gasoline engines and engine parts (excluding carburetors).....		336310-2	0.5	0.2	0.1	-0.3	0.0	0.4
Carburetors, pistons, piston rings, and valves.....		336310-3	5.4	0.5	0.0	0.0	0.3	0.7
Secondary products and miscellaneous receipts.....		336310-SM						
Miscellaneous receipts.....		336310-M1	8.3	0.0	0.0	0.0	0.3	0.0
Secondary products.....		336310-S	3.3	-0.1	0.1	0.1	0.0	0.2
Motor vehicle electric equipment.....	33632		3.6	0.4	0.2	-0.1	0.0	0.0
Motor vehicle electrical and electronic equipment mfg.....	336320		3.6	0.4	0.2	-0.1	0.0	0.0
Primary products.....		336320-P	3.9	0.4	0.2	-0.1	0.0	0.0
Vehicular lighting equipment.....		336320-1	3.8	0.0	0.1	-0.1	0.0	0.0
Other motor vehicle electrical and electronic equipment.....		336320-2	3.9	0.5	0.2	0.0	0.0	0.0
Battery charging alternators, generators, and regulators.....		336320-23	0.2	0.5	0.3	0.0	-0.1	0.0
Parts for engine electrical and electronic equipment.....		336320-2A	-0.4	1.3	0.0	0.0	0.0	0.0
All other miscellaneous non-engine electrical and electronic equipment.....		336320-2D	4.5	0.2	0.0	-0.1	0.0	0.0
All other miscellaneous complete engine electrical equipment, including spark plugs.....		336320-2U	5.2	1.5	0.5	-0.1	0.0	0.0
Secondary products and miscellaneous receipts.....		336320-SM						
Miscellaneous receipts.....		336320-M	0.9	1.2	0.0	0.0	-0.1	-0.5
Secondary products.....		336320-S	2.5	-0.1	-0.1	0.5	0.6	0.0
Motor vehicle steering and suspension parts.....	33633		-0.3	0.1	-0.5	0.2	0.5	-0.1
Motor vehicle steering and suspension components (except spring) manufacturing.....	336330		-0.3	0.1	-0.5	0.2	0.5	-0.1
Primary products.....		336330-P	0.6	0.0	-0.5	0.2	0.6	0.0
Motor vehicle steering and suspension components (excluding spring), new and rebuilt.....		336330-0	0.6	0.0	-0.5	0.2	0.6	0.0
Secondary and miscellaneous receipts.....		336330-SM						
Motor vehicle brake system manufacturing.....	33634		2.2	1.8	0.1	-0.2	-0.5	0.2
Motor vehicle brake system mfg.....	336340		2.2	1.8	0.1	-0.2	-0.5	0.2
Primary products.....		336340-P	2.1	2.0	0.2	-0.2	-0.6	0.2
Motor vehicle brake parts and assemblies, new.....		336340-1	1.2	2.2	0.2	-0.2	-0.6	0.2
Motor vehicle drum brake assemblies and parts, new.....		336340-1E	5.0	-0.9	0.6	-0.7	1.0	-0.1
Motor vehicle disc brake assemblies and parts, new.....		336340-1F	-1.5	9.0	0.0	0.0	-3.6	0.0
Other motor vehicle brake parts and assemblies, new.....		336340-1G	3.3	0.1	0.0	0.0	0.4	0.6
Secondary products and miscellaneous receipts.....		336340-SM						
Motor vehicle power train components mfg.....	33635		2.8	0.0	0.1	0.0	0.3	0.1
Motor vehicle transmission and power train parts manufacturing.....	336350		2.8	0.0	0.1	0.0	0.3	0.1
Primary products.....		336350-P	2.6	0.0	0.1	0.0	0.3	0.1
Motor vehicle drive train components, excluding wheels and brakes, new.....		336350-2	2.7	0.0	0.1	0.0	0.3	0.1
Motor vehicle transmissions (except auxiliary and parts), new.....		336350-20	4.8	0.0	0.0	0.0	-0.4	0.2
Parts for manual and automatic transmissions, new.....		336350-23	0.8	-0.4	0.3	0.0	1.3	0.0
Other motor vehicle drive train components, except wheels and brakes, new.....		336350-25	0.2	0.2	0.0	0.1	0.4	-0.2
Motor vehicle drive train components, rebuilt.....		336350-3	4.0	0.0	0.0	0.0	0.0	0.0
Secondary products and miscellaneous receipts.....		336350-SM						
Secondary products.....		336350-S	2.3	0.0	-0.4	-0.6	1.3	0.1
Motor vehicle seating and interior trim mfg.....	33636		1.0	0.0	0.1	-0.6	0.0	0.0
Motor vehicle seating and interior trim mfg.....	336360		1.0	0.0	0.1	-0.6	0.0	0.0
Primary products.....		336360-P	0.2	0.0	0.1	-1.0	0.0	0.0
Automobile trimmings.....		336360-1	2.1	0.0	-0.2	-0.3	0.0	-0.1
Seats for public conveyance and aircraft.....		336360-3	0.7	0.0	0.5	-1.1	-0.1	0.1
Secondary products and miscellaneous receipts.....		336360-SM						
Secondary products.....		336360-S	-0.5	-0.1	-0.4	1.1	0.0	0.0
Motor vehicle metal stamping.....	33637		2.2	0.3	0.0	0.6	0.3	-0.6

See footnotes at end of table.

Table 12. Producer price index percentage changes for the net output of selected industries and their products, not seasonally adjusted — Continued
 [August 2023]

Title ¹	Industry code	Product code	Unadjusted 12-month percent change ²	Unadjusted 1-month percent change ²				
			Aug. 2022 to Aug. 2023 ^P	Mar. to Apr.	Apr. to May ^P	May to June ^P	June to July ^P	July to Aug. ^P
Motor vehicle metal stamping.....	336370		2.2	0.3	0.0	0.6	0.3	-0.6
Primary products.....		336370-P	3.1	0.2	0.0	0.6	0.4	-0.6
Automotive job stampings (truck, bus, and passenger car).....		336370-0	3.1	0.2	0.0	0.6	0.4	-0.6
Secondary products and miscellaneous receipts.....		336370-SM						
Secondary products.....		336370-S	0.4	0.9	-0.1	0.0	0.0	-0.4
Other motor vehicle parts manufacturing.....	33639		1.1	0.1	0.6	0.3	0.2	-0.3
Other motor vehicle parts mfg.....	336390		1.1	0.1	0.6	0.3	0.2	-0.3
Primary products.....		336390-P	1.0	0.1	0.6	0.3	0.3	-0.3
Filters, new, internal combustion engines and motor vehicles.....		336390-A	2.5	1.0	0.5	0.0	0.0	0.0
Motor vehicle air-conditioning systems and compressors.....		336390-B	-	-0.2	0.3	0.0	-0.2	-
All other motor vehicle parts and accessories, including trailer hitches.....		336390-8	4.9	0.1	0.1	0.6	0.4	0.0
Secondary products and miscellaneous receipts.....		336390-SM						
Miscellaneous receipts.....		336390-M	-	1.6	-	-	-	-
Secondary products.....		336390-S	-	0.1	-0.1	0.0	-	-
Aerospace product and parts manufacturing.....	3364		4.0	0.4	0.4	0.3	0.1	0.0
Aerospace product and parts manufacturing.....	33641		4.0	0.4	0.4	0.3	0.1	0.0
Aircraft mfg.....	336411		4.0	0.5	0.5	0.3	0.1	0.0
Primary products.....		336411-P	4.1	0.5	0.6	0.3	0.1	0.0
Civilian aircraft.....		336411-3	6.1	0.7	0.8	0.5	0.2	0.0
Military aircraft.....		336411-4	-0.6	0.0	0.0	0.0	0.0	0.0
Secondary products and miscellaneous receipts.....		336411-SM						
Secondary products.....		336411-S	-	0.3	0.0	0.0	0.0	0.0
Aircraft engine and engine parts mfg.....	336412		2.3	0.3	0.0	0.0	0.2	0.1
Primary products.....		336412-P	2.9	0.3	0.1	0.0	0.3	0.1
Aeronautical services on aircraft engines.....		336412-5	4.3	0.6	0.0	0.0	0.0	0.0
Aircraft engine parts and accessories.....		336412-7	3.9	0.3	0.1	0.1	0.5	0.2
Parts and accessories for military aircraft engines.....		336412-75	2.1	0.1	0.3	0.3	0.2	0.0
Parts and accessories for civilian aircraft engines.....		336412-77	4.6	0.5	0.1	0.0	0.7	0.3
Secondary products and miscellaneous receipts.....		336412-SM						
Secondary products.....		336412-S	3.1	0.0	-0.2	0.0	0.7	0.1
Other aircraft parts and equipment mfg.....	336413		6.0	0.1	0.1	0.0	0.0	0.0
Primary products.....		336413-P	5.8	0.1	0.1	0.0	0.0	0.0
Aircraft propellers and helicopter rotors.....		336413-1	5.0	0.0	0.0	0.0	0.2	0.0
Aircraft parts and auxiliary equipment.....		336413-7	5.9	0.1	0.1	0.0	0.0	0.0
Aircraft landing gear for civilian and military aircraft.....		336413-72	14.1	0.0	0.0	0.0	0.0	0.0
Other aircraft subassemblies and parts for military aircraft.....		336413-73	1.1	0.4	0.4	-0.1	0.1	0.0
Other aircraft subassemblies and parts for civilian aircraft.....		336413-74	7.7	0.1	0.0	0.0	0.0	0.0
Secondary products and miscellaneous receipts.....		336413-SM						
Secondary products.....		336413-S	13.5	0.0	0.2	0.0	0.0	0.0
Railroad rolling stock manufacturing.....	3365		1.5	0.0	0.0	0.0	0.5	0.0
Railroad rolling stock manufacturing.....	33651		1.5	0.0	0.0	0.0	0.5	0.0
Railroad rolling stock mfg.....	336510		1.5	0.0	0.0	0.0	0.5	0.0
Primary products.....		336510-P	1.6	0.0	0.0	0.0	0.5	0.0
Street, subway, trolley, and rapid transit cars, and railway maintenance equipment and parts.....		336510-5	4.6	0.1	0.0	0.0	1.1	0.0
Railway maintenance of way equipment & parts, parts for all railcars, & other railway vehicles.....		336510-54	5.4	0.1	0.0	0.0	1.4	0.0
Air brake and other brake equipment.....		336510-541	1.6	0.4	0.0	0.0	0.3	0.0
Secondary products and miscellaneous receipts.....		336510-SM						
Miscellaneous receipts.....		336510-M	2.6	0.0	2.0	0.0	0.0	0.0
Secondary products.....		336510-S1	1.0	0.0	0.0	0.0	0.0	0.0
Ship and boat building.....	3366		4.3	0.1	0.7	0.2	0.5	0.2
Ship and boat building.....	33661		4.3	0.1	0.7	0.2	0.5	0.2
Ship building and repairing.....	336611		4.7	0.1	1.0	0.0	0.4	0.4
Primary products.....		336611-P	3.9	0.1	1.0	0.0	0.4	0.4
Ship repair, nonmilitary.....		336611-A	18.9	0.3	2.6	0.0	0.0	2.5
Military self-propelled ships, new construction.....		336611-5	0.1	0.1	0.0	0.0	0.8	0.0
Ship repair, military.....		336611-8	2.3	0.0	0.5	0.0	0.0	0.3
Nonmilitary self-propelled ships, new construction.....		336611-9	1.1	0.0	0.0	0.0	0.0	0.0
Secondary products and miscellaneous receipts.....		336611-SM2						
Boat building.....	336612		3.7	0.1	0.1	0.7	0.6	-0.2

See footnotes at end of table.

Table 12. Producer price index percentage changes for the net output of selected industries and their products, not seasonally adjusted — Continued
 [August 2023]

Title ¹	Industry code	Product code	Unadjusted 12-month percent change ²	Unadjusted 1-month percent change ²				
			Aug. 2022 to Aug. 2023 ^P	Mar. to Apr.	Apr. to May ^P	May to June ^P	June to July ^P	July to Aug. ^P
Boat building - Continued								
Primary products.....		336612-P	3.3	0.1	0.1	0.7	0.6	-0.2
Outboard motorboats, including commercial and military (except sailboats and lifeboats).....		336612-1	3.0	0.1	0.0	0.5	0.7	-0.3
Outboard motorboats, wood or metal, incl. comm. and military (exc. sailboats and lifeboats).....		336612-11	2.5	0.4	0.1	0.4	0.7	-1.4
Outboard motorboats, plastics/fiberglass, incl. comm. and mil. (exc. sailboats and lifeboats).....		336612-14	3.2	0.0	0.0	0.6	0.6	0.3
Inboard motorboats, including commercial and military (except sailboats and lifeboats).....		336612-3	5.4	0.0	0.0	0.7	1.1	0.3
Inboard cabin cruisers, including commercial and military (except sailboats and lifeboats).....		336612-31	6.2	0.2	0.0	0.9	0.6	0.0
Other inboard motorboats, including commercial and military (except sailboats and lifeboats).....		336612-32	4.3	-0.3	0.0	0.4	2.1	0.9
Inboard-outdrive boats, including commercial and military (except sailboats and lifeboats).....		336612-5	3.6	0.0	0.0	3.3	0.0	0.0
All other inboard-outdrive boats, incl. comm. and military (except sailboats and lifeboats).....		336612-52	3.5	0.0	0.0	3.2	0.0	0.0
All other boats (excluding military and commercial).....		336612-8	7.5	0.0	0.5	0.2	0.0	0.0
Secondary products and miscellaneous receipts.....		336612-SM						
Miscellaneous receipts.....		336612-M	7.8	0.0	0.7	0.7	0.0	0.1
Other transportation equipment manufacturing.....	3369		3.1	-0.2	0.0	0.1	-0.2	0.0
Other transportation equipment manufacturing.....	33699		3.1	-0.2	0.0	0.1	-0.2	0.0
Motorcycle, bicycle, and parts mfg.....	336991		3.5	-0.5	0.1	0.4	0.0	0.0
Primary products.....		336991-P	3.6	-0.6	0.1	0.4	0.0	0.0
Motorcycles, including three-wheel motorbikes, motorscooters, mopeds, and parts.....		336991-3	5.5	0.0	0.0	0.4	0.0	0.0
Bicycles, including parts (excluding children's 2-wheel sidewalk cycles).....		336991-4	-5.7	-3.8	0.8	0.0	0.0	0.0
Cycles, all types, tubular construction.....		336991-42	-7.3	0.1	0.5	0.0	0.0	0.0
Parts for bicycles, unicycles, and adult tricycles.....		336991-45	-4.3	-7.1	1.0	0.0	0.0	0.0
Secondary products and miscellaneous receipts.....		336991-SM						
All other transportation equipment mfg.....	336999		2.8	0.1	0.0	-0.1	-0.4	0.0
Primary products.....		336999-P	2.8	0.0	0.0	-0.1	-0.4	0.0
All-terrain vehicles and parts.....		336999-4	6.3	0.0	-0.1	-0.5	0.1	0.0
All other miscellaneous transportation equipment.....		336999-6	2.2	0.1	0.0	0.0	-0.8	0.0
Secondary products and miscellaneous receipts.....		336999-SM						
Secondary products.....		336999-S	3.1	0.7	0.0	0.0	0.0	0.0
Furniture & related product mfg.....	337		3.4	0.0	0.3	0.0	0.4	0.0
HH & institutional furniture & kitchen cabinet mfg.....	3371		2.2	0.3	0.2	0.1	0.2	-0.2
Wood kitchen cabinet & countertop mfg.....	33711		1.1	0.5	0.4	-0.2	0.0	-0.7
Wood kitchen cabinet and countertop mfg.....	337110		1.1	0.5	0.4	-0.2	0.0	-0.7
Primary products.....		337110-P	0.6	0.4	0.4	-0.2	0.0	-1.0
Custom wood kitchen cabinets, bathroom vanities, and related cabinet sold directly to customers.....		337110-H	-1.5	1.0	0.0	0.0	0.0	-3.2
Stock wood kitchen cabinets and related cabinetwork for permanent installation. . .		337110-1	-0.1	0.4	0.9	-0.5	0.0	-0.9
Secondary products and miscellaneous receipts.....		337110-SM						
Household & institutional furniture mfg.....	33712		2.8	0.1	0.1	0.3	0.3	0.1
Upholstered household furniture mfg.....	337121		1.3	0.6	0.1	0.0	0.0	0.2
Primary products.....		337121-P	0.5	0.0	0.1	0.0	0.0	0.1
Upholstered household furniture, excl. dual-purpose sleep furniture.....		337121-1	0.6	0.0	0.1	0.0	0.0	0.2
Upholstered household sofas, davenport, settees, and loveseats, except custom.....		337121-11	-0.3	-0.1	0.0	0.0	0.0	0.0
Upholstered household sectional sofa pieces, except custom.....		337121-12	1.7	0.0	0.0	0.0	0.0	0.4
Upholstered household rocking chairs, including swivel rockers, except custom.....		337121-13	-1.3	0.0	0.5	0.0	0.0	0.0
Other upholstered household furniture, including custom sold at retail.....		337121-15	1.3	0.1	0.3	0.4	0.0	0.4
Dual-purpose sleep furniture incl. futon, conv. sofa, jackknife & chair beds, except custom.....		337121-4	-0.2	0.0	0.0	0.0	0.0	0.0
Secondary products and miscellaneous receipts.....		337121-SM						
Miscellaneous receipts.....		337121-M	-	0.0	0.0	0.0	-	-
Nonupholstered wood household furniture mfg.....	337122		5.3	-1.6	-0.1	2.4	1.7	0.0
Primary products.....		337122-P	6.2	-2.3	-0.1	3.1	2.2	0.0
Wood dining room, kitchen, outdoor, and ready-to-assemble furniture, excl. cabinets and custom.....		337122-G	-	-2.6	0.0	3.9	0.7	0.0

See footnotes at end of table.

Table 12. Producer price index percentage changes for the net output of selected industries and their products, not seasonally adjusted — Continued
 [August 2023]

Title ¹	Industry code	Product code	Unadjusted 12-month percent change ²	Unadjusted 1-month percent change ²				
				Aug. 2022 to Aug. 2023 ^P	Mar. to Apr.	Apr. to May ^P	May to June ^P	June to July ^P
Nonupholstered wood household furniture mfg - Continued								
Wood household den, family room, library, and living room furniture, except custom.....		337122-1	2.2	-0.9	0.0	0.9	0.4	0.0
Wood bedroom furniture, including infants' and children's, except custom.....		337122-8	1.7	0.6	-0.2	0.3	0.1	0.0
Secondary products and miscellaneous receipts.....		337122-SM						
Secondary products.....		337122-S	14.5	1.4	0.0	0.1	0.8	0.0
Household furniture (except wood and upholstered) mfg.....	337126		6.3	-0.2	0.1	-0.4	0.0	0.0
Primary products.....		337126-P	1.8	-0.2	0.0	-0.4	0.0	0.0
Metal dining room and kitchen furniture, incl. padded and plain chairs and stools..		337126-1	-1.0	-3.6	0.0	1.7	0.3	0.4
Metal outdoor and casual furniture, incl. beach, lawn, garden and porch.....		337126-3	4.5	0.0	0.0	-1.9	0.0	0.0
Nonupholstered household furniture (except wood and metal).....		337126-6	-	0.0	0.0	0.0	0.0	-
Secondary products and miscellaneous receipts.....		337126-SM						
Secondary products.....		337126-S	4.3	0.1	1.0	-0.8	0.0	-0.3
Institutional furniture mfg.....	337127		3.9	0.4	0.2	0.0	0.3	0.0
Primary products.....		337127-P	4.0	0.4	0.2	0.0	0.3	0.0
Other institutional furniture.....		337127-B	7.3	1.0	0.1	0.1	1.1	-0.2
School furniture (except stone and concrete), excl. library furniture.....		337127-1	3.0	0.4	0.0	0.0	0.0	0.4
Public building and related furniture, excl. bar, bowling, cafeteria, restaurant and school.....		337127-5	2.9	-0.1	0.3	0.0	0.0	0.0
Public furniture (bar, bowling center, cafeteria, and restaurant).....		337127-8	1.4	0.4	0.1	0.0	0.0	-0.1
Secondary products and miscellaneous receipts.....		337127-SM						
Miscellaneous receipts.....		337127-M	6.3	3.0	0.0	0.0	-1.4	-1.0
Secondary products.....		337127-S	1.0	-0.4	0.3	0.2	0.2	0.0
Office furniture (including fixtures) mfg.....	3372		5.0	-0.3	0.6	-0.3	0.8	-0.1
Office furniture (including fixtures) mfg.....	33721		5.0	-0.3	0.6	-0.3	0.8	-0.1
Wood office furniture mfg.....	337211		-0.2	0.4	0.0	-0.1	0.2	0.0
Primary products.....		337211-P	0.0	0.4	0.0	0.3	0.3	0.0
Wood office furniture panel systems, desking systems, and other wood office furniture.....		337211-A	0.2	0.1	0.0	0.0	0.0	0.0
Wood office seating, including upholstered.....		337211-1	-3.0	0.4	0.0	0.0	1.3	0.0
Wood office desks and desk extensions.....		337211-4	3.6	0.5	0.0	0.7	0.0	0.0
Wood office files, storage units, and tables.....		337211-7	1.3	0.4	0.0	0.4	0.0	0.0
Secondary products and miscellaneous receipts.....		337211-SM						
Secondary products.....		337211-S	-3.0	0.5	0.0	-4.1	-0.1	0.1
Custom architectural woodwork and millwork.....	337212		6.3	0.0	-0.7	0.0	2.4	0.2
Primary products.....		337212-P	6.5	0.0	-0.7	0.0	2.2	0.2
Custom architectural woodwork, millwork, and fixtures.....		337212-0	6.5	0.0	-0.7	0.0	2.2	0.2
Secondary products and miscellaneous receipts.....		337212-SM						
Office furniture, except wood, mfg.....	337214		8.4	-2.6	2.4	0.1	0.4	-0.3
Primary products.....		337214-P	9.0	-2.6	2.5	0.1	0.4	-0.3
Office furniture, other types, except wood, including panel systems.....		337214-A	-	-	-	-	0.0	-0.5
Office seating, including upholstered, except wood.....		337214-1	12.7	-6.3	4.9	0.0	-0.1	0.0
Office desk and desk extensions, except wood.....		337214-4	-	-	-	-	-0.5	0.4
Office files, storage units, and tables, except wood.....		337214-7	8.8	-3.9	7.1	0.5	1.8	-0.3
Secondary products and miscellaneous receipts.....		337214-SM						
Showcases, partitions, shelving, and lockers mfg.....	337215		1.1	1.7	0.1	-1.0	-0.2	-0.2
Primary products.....		337215-P	0.4	1.8	0.1	-1.1	-0.1	-0.2
Bookstacks and other shelving, except wood.....		337215-A2	-	-	-	0.9	0.7	-
Storage racks and accessories, except wood.....		337215-E	-12.2	6.1	0.0	-1.9	-2.2	-5.0
Fixtures (bank, office, and store), except wood.....		337215-G	13.4	0.0	1.7	-0.7	0.0	3.2
Wood furniture dimensions and nonwood furniture parts and frames.....		337215-L	-	8.3	-	-	-	-
Secondary products and miscellaneous receipts.....		337215-SM						
Other furniture related product mfg.....	3379		3.1	0.0	-0.4	0.0	0.0	0.6
Mattress mfg.....	33791		0.8	0.0	-0.6	0.1	0.0	0.8
Mattress mfg.....	337910		0.8	0.0	-0.6	0.1	0.0	0.8
Primary products.....		337910-P	0.8	0.0	-0.6	0.1	0.0	0.9
Mattress and foundation sets.....		337910-E	-2.0	0.0	0.0	0.0	0.0	0.0
Innerspring mattresses, excluding crib-size.....		337910-1	4.4	0.0	0.0	0.3	0.0	1.7
Other mattresses, including crib, foam, waterbed mattresses and mattress inserts.....		337910-4	3.9	0.0	0.0	0.0	0.0	1.4
Foundations, excl. innerspring units, hybrid-type flotation, ensembles, and adjustable units.....		337910-7	-6.5	-0.5	-6.0	-0.4	0.4	0.0
Secondary products and miscellaneous receipts.....		337910-SM						

See footnotes at end of table.

Table 12. Producer price index percentage changes for the net output of selected industries and their products, not seasonally adjusted — Continued
 [August 2023]

Title ¹	Industry code	Product code	Unadjusted 12-month percent change ²	Unadjusted 1-month percent change ²				
			Aug. 2022 to Aug. 2023 ^P	Mar. to Apr.	Apr. to May ^P	May to June ^P	June to July ^P	July to Aug. ^P
Blind & shade mfg.	33792		13.4	0.0	0.0	0.0	0.0	0.0
Blind and shade mfg.	337920		13.4	0.0	0.0	0.0	0.0	0.0
Primary products.....		337920-P	16.3	0.0	0.0	0.0	0.0	0.0
Other blinds and shades, including curtain and drapery fixtures, poles and rods. ...		337920-8	—	0.0	-0.1	0.0	0.0	0.0
Secondary products and miscellaneous receipts.....		337920-SM						
Miscellaneous mfg.	339		3.3	0.0	0.6	0.3	-0.1	0.1
Medical equipment & supplies mfg.	3391		3.3	-0.1	0.1	0.6	-0.1	0.1
Medical equipment & supplies mfg.	33911		3.3	-0.1	0.1	0.6	-0.1	0.1
Surgical and medical instrument mfg.	339112		2.5	-0.1	0.4	0.0	-0.2	0.0
Primary products.....		339112-P	2.6	-0.1	0.4	0.0	-0.2	0.0
Surgical and medical instruments.....		339112-0	2.6	-0.1	0.4	0.0	-0.2	0.0
Surgical and orthopedic instruments.....		339112-01	0.9	0.0	0.6	0.0	-0.5	0.0
Surgical and medical catheters.....		339112-05	-1.0	-0.4	0.0	0.0	0.0	0.0
Other surgical and medical apparatus and instruments, excluding parts.....		339112-06	3.9	-0.2	0.0	0.0	0.0	0.0
Parts for surgical and medical apparatus and instruments.....		339112-09	4.0	0.0	-0.3	0.1	0.0	0.1
Secondary products and miscellaneous receipts.....		339112-SM						
Secondary products.....		339112-S	—	0.0	-0.1	0.0	0.0	0.2
Surgical appliance and supplies mfg.	339113		3.8	-0.1	-0.2	0.6	0.0	0.3
Primary products.....		339113-P	4.1	-0.2	-0.2	0.4	0.0	0.4
Medical and surgical appliances and supplies, incl. orthopedic, prosthetic, and therapeutic.....		339113-2	2.4	-0.3	-0.4	0.5	-0.1	0.3
Artificial joints and limbs.....		339113-21	—	-1.5	1.3	-1.4	0.2	0.9
Other orthopedic and prosthetic appliances.....		339113-22	0.1	0.0	-1.2	0.0	0.1	0.0
Other medical and surgical appliances and supplies.....		339113-27	3.3	0.0	-0.6	1.1	-0.2	0.3
Hospital beds and specialized hospital furniture.....		339113-4	15.7	0.0	1.0	0.0	0.0	0.0
Personal industrial and nonindustrial safety equipment and clothing.....		339113-6	6.7	0.4	0.0	0.3	0.3	0.7
Secondary products and miscellaneous receipts.....		339113-SM						
Secondary products.....		339113-S	3.5	0.0	-0.3	2.8	0.2	0.2
Dental equipment and supplies mfg.	339114		1.3	-0.3	0.3	0.0	0.1	0.1
Primary products.....		339114-P	1.0	0.0	0.2	0.0	-0.1	0.1
Dental professional equipment and supplies.....		339114-1	3.1	0.0	0.1	0.0	0.0	0.0
Professional dental equipment.....		339114-11	5.5	0.0	0.0	0.0	0.0	0.0
Professional dental supplies.....		339114-12	1.0	0.0	0.2	0.0	0.0	0.0
Secondary products and miscellaneous receipts.....		339114-SM						
Ophthalmic goods mfg.	339115		6.3	0.0	0.0	4.3	0.0	0.0
Primary products.....		339115-P	6.4	0.0	0.0	4.4	0.0	0.0
Secondary products and miscellaneous receipts.....		339115-SM						
Other miscellaneous mfg.	3399		3.4	0.2	1.1	0.0	-0.1	-0.1
Jewelry & silverware mfg.	33991		3.5	1.4	0.7	-1.1	-0.3	-0.5
Jewelry and silverware mfg.	339910		3.5	1.4	0.7	-1.1	-0.3	-0.5
Primary products.....		339910-P	3.8	1.4	0.8	-1.1	-0.3	-0.5
Jewelry, gold and platinum.....		339910-1	2.2	1.5	1.0	-1.7	-0.5	-1.0
Costume jewelry and novelties.....		339910-4	7.1	1.1	0.9	0.0	0.0	0.0
All other jewelry and personal goods (excluding costume).....		339910-8	3.2	1.3	0.3	-0.5	-0.3	0.0
Secondary products and miscellaneous receipts.....		339910-SM						
Miscellaneous receipts.....		339910-M	—	0.2	0.6	-0.6	0.0	—
Sporting & athletic goods mfg.	33992		2.0	0.0	0.4	0.0	0.0	0.0
Sporting and athletic goods mfg.	339920		2.0	0.0	0.4	0.0	0.0	0.0
Primary products.....		339920-P	2.1	0.0	0.4	0.0	0.0	0.0
Other sporting and athletic goods.....		339920-A	2.4	0.0	0.0	0.0	0.0	0.0
Golf equipment, excluding apparel and shoes.....		339920-4	0.9	0.1	-0.1	0.0	0.0	0.0
Playground equipment.....		339920-5	10.5	0.0	3.6	0.0	0.0	0.0
Gymnasium and exercise equipment.....		339920-7	0.0	0.0	0.0	0.0	0.0	0.0
Secondary products and miscellaneous receipts.....		339920-SM						
Secondary products.....		339920-S	-0.8	0.0	0.6	0.0	0.0	0.0
Doll, toy & game mfg.	33993		2.0	0.0	0.0	0.0	0.0	-0.3
Doll, toy, and game mfg.	339930		2.0	0.0	0.0	0.0	0.0	-0.3
Primary products.....		339930-P	3.5	0.0	0.0	0.0	0.0	0.0
Models (operating & static), craft kits/supply, natural science kits, & collectors' miniatures.....		339930-6	1.9	0.0	0.0	0.0	0.0	0.0
Other nonelectronic toys, including parts.....		339930-8	6.4	0.0	0.0	0.0	0.0	0.0

See footnotes at end of table.

Table 12. Producer price index percentage changes for the net output of selected industries and their products, not seasonally adjusted — Continued
 [August 2023]

Title ¹	Industry code	Product code	Unadjusted 12-month percent change ²	Unadjusted 1-month percent change ²				
			Aug. 2022 to Aug. 2023 ^P	Mar. to Apr.	Apr. to May ^P	May to June ^P	June to July ^P	July to Aug. ^P
Doll, toy, and game mfg - Continued								
Secondary products and miscellaneous receipts.....		339930-SM						
Office supplies (exc paper) mfg.....	33994		3.7	-0.3	0.0	0.0	-0.2	0.2
Office supplies, except paper, mfg.....	339940		3.7	-0.3	0.0	0.0	-0.2	0.2
Primary products.....		339940-P	3.4	-0.4	0.0	0.0	-0.2	0.2
Pens, mechanical pencils, markers, and associated parts.....		339940-1	—	0.0	0.0	0.0	—	—
Lead pencils, art goods, office supplies & small office equipment, excluding paper.....		339940-2	2.8	0.0	0.0	0.0	0.0	0.0
Marking devices.....		339940-3	3.2	0.0	0.0	0.1	0.0	0.0
Secondary products and miscellaneous receipts.....		339940-SM						
Miscellaneous receipts.....		339940-M	5.6	0.0	0.0	0.0	0.0	0.0
Secondary Products.....		339940-S	6.1	0.0	0.1	0.0	0.0	0.5
Sign mfg.....	33995		4.8	0.0	3.5	0.0	0.2	0.0
Sign mfg.....	339950		4.8	0.0	3.5	0.0	0.2	0.0
Primary products.....		339950-P	5.0	0.0	3.7	0.0	0.2	0.0
Nonelectric signs and displays, including trade show exhibits.....		339950-4	5.6	0.0	3.2	0.0	0.4	0.0
Secondary products and miscellaneous receipts.....		339950-SM						
All other misc mfg.....	33999		3.2	0.2	0.3	0.4	-0.2	0.0
Gasket, packing, and sealing device mfg.....	339991		4.5	0.0	0.5	1.2	-1.3	0.0
Primary products.....		339991-P	4.6	0.1	0.5	1.3	-1.4	0.0
Compression packing.....		339991-1	3.3	0.0	0.0	0.0	0.0	0.0
Molded packing and seals.....		339991-2	4.0	0.3	0.3	2.0	-0.6	0.0
Nonmetallic gaskets and gasketing.....		339991-3	3.2	0.0	0.0	2.6	-3.7	0.1
Metallic gaskets and machined seals.....		339991-7	4.8	0.0	1.7	0.0	0.0	0.0
Rotary oil seals.....		339991-9	11.1	0.0	0.0	0.0	0.0	0.0
Secondary products and miscellaneous receipts.....		339991-SM						
Miscellaneous receipts.....		339991-M	1.7	0.0	0.0	0.0	0.0	0.0
Secondary products.....		339991-S	5.8	-0.1	0.0	0.1	0.2	0.1
Musical instrument mfg.....	339992		3.3	0.2	1.6	0.0	0.6	0.0
Primary products.....		339992-P	3.7	0.2	1.7	0.0	0.6	0.0
Nonelectronic pianos, organs, and nonelectronic pianos and organ parts, excluding benches.....		339992-A	2.6	0.0	2.4	0.0	0.2	0.0
Other musical instruments and parts.....		339992-7	3.8	0.2	1.5	0.0	0.7	0.0
Other electronic musical instruments, excluding electronic organs.....		339992-71	2.9	0.0	2.1	0.0	0.0	0.0
Other nonelectronic musical instruments.....		339992-72	3.0	0.0	2.5	0.0	0.0	0.0
Parts and accessories for other musical instruments, sold separately, excl. benches & cases.....		339992-73	6.5	—	—	—	—	0.0
Secondary products and miscellaneous receipts.....		339992-SM						
Miscellaneous receipts.....		339992-M	1.2	0.0	0.0	0.0	0.0	0.0
Fastener, button, needle, and pin mfg.....	339993		1.5	1.3	0.0	0.0	0.0	0.0
Primary products.....		339993-P	1.5	1.2	0.0	0.0	0.0	0.0
Fasteners, zippers, buttons, needles, pins, and buckles (except precious metal) ...		339993-0	1.5	1.2	0.0	0.0	0.0	0.0
Secondary products and miscellaneous receipts.....		339993-SM						
Broom, brush, and mop mfg.....	339994		2.4	0.1	0.0	-0.1	0.0	0.0
Primary products.....		339994-P	3.0	0.1	0.0	-0.1	0.0	0.0
Brooms, mops and dusters.....		339994-1	4.1	0.0	0.0	0.0	0.0	0.0
Mops and dusters, including refills.....		339994-13	3.0	0.0	0.0	0.0	0.0	0.0
Paint and varnish brushes, paint holders, pads, roller frames and rollers.....		339994-3	3.2	0.0	0.0	0.0	0.0	0.0
Paint and varnish brushes.....		339994-31	4.9	0.0	0.0	0.0	0.0	0.0
Paint holders, pads, roller frames and rollers.....		339994-32	1.8	0.0	0.0	0.0	0.0	0.0
Other types of brushes.....		339994-5	2.4	0.3	0.1	-0.1	0.0	0.0
Personal brushes.....		339994-51	—	0.7	0.0	-0.3	0.0	—
All other types of brushes, except personal.....		339994-52	3.9	0.0	0.1	0.0	0.0	0.0
Secondary and miscellaneous receipts.....		339994-SM						
Burial casket mfg.....	339995		10.4	1.8	0.0	0.0	0.0	0.0
Primary products.....		339995-P	10.5	1.8	0.0	0.0	0.0	0.0
Metal burial caskets and coffins, completely lined and trimmed, adult sizes only. ...		339995-1	10.4	1.1	0.0	0.0	0.0	0.0
Secondary products and miscellaneous receipts.....		339995-SM						
All other miscellaneous mfg.....	339999		2.4	0.1	0.1	0.1	0.2	0.0
Primary products.....		339999-P	2.5	0.1	0.1	0.1	0.2	0.0
Mirror and picture frames and framed pictures.....		339999-E	—	0.0	0.0	0.0	1.1	—

See footnotes at end of table.

Table 12. Producer price index percentage changes for the net output of selected industries and their products, not seasonally adjusted — Continued
 [August 2023]

Title ¹	Industry code	Product code	Unadjusted 12-month percent change ²	Unadjusted 1-month percent change ²				
			Aug. 2022 to Aug. 2023 ^P	Mar. to Apr.	Apr. to May ^P	May to June ^P	June to July ^P	July to Aug. ^P
All other miscellaneous mfg - Continued								
All other miscellaneous fabricated products, incl. fire extinguishers and umbrellas.....		339999-L	3.0	0.1	0.2	0.2	0.1	0.0
Candles, including tapers.....		339999-5	0.0	0.0	0.0	0.0	0.0	0.0
Secondary products and miscellaneous receipts.....		339999-SM						
Secondary products.....		339999-S	-3.4	0.0	-0.1	0.1	-0.1	-0.1
Services industries								
Merchant wholesalers, durable goods.....	423		3.5	0.8	0.0	-2.2	0.2	0.5
Motor vehicle and parts merchant wholesalers.....	4231		-0.4	-0.7	3.7	-3.9	-2.1	1.1
Motor vehicle and parts merchant wholesalers.....	42310		-0.4	-0.7	3.7	-3.9	-2.1	1.1
Motor vehicle and parts merchant wholesalers.....	423100		-0.4	-0.7	3.7	-3.9	-2.1	1.1
Primary services.....		423100-P	-1.1	-1.6	3.9	-4.0	-2.2	1.1
Motor vehicle and parts wholesaler services.....		423100-1	-1.1	-1.6	3.9	-4.0	-2.2	1.1
Furniture and home furnishing merchant wholesalers.....	4232		-2.8	0.4	0.1	-0.1	-4.7	0.0
Furniture and home furnishing merchant wholesalers.....	42320		-2.8	0.4	0.1	-0.1	-4.7	0.0
Furniture and home furnishing merchant wholesalers.....	423200		-2.7	0.4	0.1	-0.1	-4.7	0.0
Primary services.....		423200-P	-2.7	0.4	0.1	-0.1	-4.8	0.0
Furniture and home furnishing wholesaler services.....		423200-1	-2.7	0.4	0.1	-0.1	-4.8	0.0
Lumber and other construction materials merchant wholesalers.....	4233		-10.3	-2.1	-1.0	0.8	1.5	-0.2
Lumber and other construction materials merchant wholesalers.....	42330		-10.3	-2.1	-1.0	0.8	1.5	-0.2
Lumber and other construction materials merchant wholesalers.....	423300		-10.2	-2.1	-1.0	0.8	1.5	-0.2
Primary services.....		423300-P	-10.5	-2.1	-1.1	0.8	1.5	-0.2
Lumber and other construction material wholesaler services.....		423300-1	-10.5	-2.1	-1.1	0.8	1.5	-0.2
Other receipts.....		423300-SM	-	-0.4	0.0	-0.3	0.0	1.0
Professional and commercial equipment and supplies merchant wholesalers.....	4234		8.9	-2.6	4.4	-2.0	0.5	-0.2
Professional and commercial equipment and supplies merchant wholesalers.....	42340		8.9	-2.6	4.4	-2.0	0.5	-0.2
Professional and commercial equipment and supplies merchant wholesalers.....	423400		9.0	-2.6	4.3	-2.0	0.5	-0.2
Primary services.....		423400-P	8.5	-3.2	5.0	-2.2	0.8	-0.5
Professional and commercial equipment and supplies wholesaler services.....		423400-1	8.5	-3.2	5.0	-2.2	0.8	-0.5
Other receipts.....		423400-SM	-	1.0	0.6	-1.0	-1.7	-
Metal and mineral (except petroleum) merchant wholesalers.....	4235		-8.7	1.5	-11.7	-3.4	-5.5	-3.1
Metal and mineral (except petroleum) merchant wholesalers.....	42350		-8.7	1.5	-11.7	-3.4	-5.5	-3.1
Metal and mineral (except petroleum) merchant wholesalers.....	423500		-8.8	1.6	-11.7	-3.3	-5.6	-3.2
Primary services.....		423500-P	-9.3	1.7	-12.2	-3.0	-5.7	-3.6
Metals and minerals wholesaler services.....		423500-1	-9.3	1.7	-12.2	-3.0	-5.7	-3.6
Household appliances and electrical and electronic goods merchant wholesalers.....	4236		10.6	5.7	-0.4	-3.7	3.3	1.7
Household appliances and electrical and electronic goods merchant wholesalers.....	42360		10.6	5.7	-0.4	-3.7	3.3	1.7
Household appliances and electrical and electronic goods merchant wholesalers.....	423600		10.4	5.7	-0.4	-3.7	3.3	1.7
Primary services.....		423600-P	13.2	0.4	4.2	-4.1	3.2	2.0
Household appliances, electrical, and electronics wholesaler services.....		423600-1	13.2	0.4	4.2	-4.1	3.2	2.0
Hardware, plumbing and heating equipment and supplies merchant wholesalers.....	4237		11.0	-0.4	-1.8	3.0	5.0	1.7
Hardware, plumbing and heating equipment and supplies merchant wholesalers.....	42370		11.0	-0.4	-1.8	3.0	5.0	1.7
Hardware, plumbing, and heating equipment and supplies merchant wholesalers.....	423700		10.9	-0.4	-1.8	3.0	5.0	1.7
Primary services.....		423700-P	12.4	-0.4	-1.8	3.0	5.1	2.0
Hardware, plumbing, and heating equipment and supplies wholesaler services.....		423700-1	12.4	-0.4	-1.8	3.0	5.1	2.0
Machinery, equipment, and supplies merchant wholesalers.....	4238		5.5	0.9	-1.3	0.0	0.7	0.7
Machinery, equipment, and supplies merchant wholesalers.....	42380		5.5	0.9	-1.3	0.0	0.7	0.7
Machinery and supply merchant wholesalers.....	423800		5.5	0.9	-1.3	0.0	0.7	0.7
Primary services.....		423800-P	4.9	0.4	-1.8	0.3	0.9	0.8
Machinery and supply wholesaler services.....		423800-1	4.9	0.4	-1.8	0.3	0.9	0.8
Other receipts.....		423800-SM	8.1	3.1	1.1	-1.5	0.1	0.0
Miscellaneous durable goods merchant wholesalers (except materials recyclers).....	4239		3.3	2.7	-1.2	-2.1	3.2	0.0
Miscellaneous durable goods merchant wholesalers (except materials recyclers).....	42390		3.3	2.7	-1.2	-2.1	3.2	0.0
Miscellaneous durable goods, except recyclable material, merchant wholesalers.....	423900		3.2	2.7	-1.2	-2.1	3.2	0.0
Primary services.....		423900-P	3.4	2.8	-1.3	-2.1	3.2	0.0

See footnotes at end of table.

Table 12. Producer price index percentage changes for the net output of selected industries and their products, not seasonally adjusted — Continued
 [August 2023]

Title ¹	Industry code	Product code	Unadjusted 12-month percent change ²	Unadjusted 1-month percent change ²				
			Aug. 2022 to Aug. 2023 ^P	Mar. to Apr.	Apr. to May ^P	May to June ^P	June to July ^P	July to Aug. ^P
Miscellaneous durable goods, except recyclable material, merchant wholesalers - Continued								
Miscellaneous durable goods wholesaler services.....		423900-1	3.4	2.8	-1.3	-2.1	3.2	0.0
Merchant wholesalers, nondurable goods.....	424		1.9	3.0	-0.2	0.3	2.6	-0.7
Paper and paper product merchant wholesalers.....	4241		10.1	0.0	0.1	-0.5	0.0	0.5
Paper and paper product merchant wholesalers.....	42410		10.1	0.0	0.1	-0.5	0.0	0.5
Paper and paper product merchant wholesalers.....	424100		10.0	0.0	0.1	-0.5	0.0	0.6
Primary services.....		424100-P	9.5	0.0	-0.1	-0.6	0.2	0.7
Paper wholesaler services.....		424100-1	9.5	0.0	-0.1	-0.6	0.2	0.7
Wholesaling of paper and paper products.....		424100-11	6.6	-0.4	-0.5	-1.0	0.1	0.7
Wholesaling of all other goods, except paper and paper products.....		424100-12	35.7	3.6	3.1	2.6	0.9	0.8
Drugs and druggists' sundries merchant wholesalers.....	4242		-2.7	1.1	-2.3	-2.9	6.8	-3.2
Drugs and druggists' sundries merchant wholesalers.....	42420		-2.7	1.1	-2.3	-2.9	6.8	-3.2
Drugs and druggists' sundries merchant wholesalers.....	424200		-2.7	1.1	-2.3	-2.9	6.8	-3.2
Primary products.....		424200-P	-2.7	1.1	-2.3	-2.9	6.8	-3.2
Wholesaling of pharmaceuticals.....		424200-1	-8.7	3.1	-3.8	-5.8	11.2	-5.5
Wholesaling of all other goods, except pharmaceuticals.....		424200-2	2.3	-1.4	-0.4	0.7	1.6	-0.2
Apparel and piece goods merchant wholesalers.....	4243		1.6	6.1	-3.8	1.2	-1.7	3.0
Apparel and piece goods merchant wholesalers.....	42430		1.6	6.1	-3.8	1.2	-1.7	3.0
Apparel and piece goods merchant wholesalers.....	424300		1.6	6.1	-3.8	1.2	-1.7	3.0
Primary services.....		424300-P	1.6	6.1	-3.8	1.2	-1.7	3.1
Apparel wholesaler services.....		424300-1	1.6	6.1	-3.8	1.2	-1.7	3.1
Wholesaling of apparel.....		424300-11	2.8	2.9	-0.8	-0.9	-1.5	3.3
Grocery and related product merchant wholesalers.....	4244		1.6	3.6	4.4	-1.5	0.7	-0.2
Grocery and related product merchant wholesalers.....	42440		1.6	3.6	4.4	-1.5	0.7	-0.2
Grocery and related product merchant wholesalers.....	424400		1.6	3.6	4.4	-1.5	0.7	-0.2
Primary services.....		424400-P	1.7	3.7	4.4	-1.5	0.7	-0.2
Grocery and related product wholesaler services.....		424400-1	1.7	3.7	4.4	-1.5	0.7	-0.2
Wholesaling of fresh meat, seafood, dairy, and fruits and vegetables.....		424400-11	1.0	1.0	6.6	-5.8	0.6	-2.9
Wholesaling of packaged frozen and canned foods.....		424400-12	-3.0	-0.5	-1.1	0.7	-0.3	0.5
Wholesaling of baked goods, non-alcoholic beverages, and all other groceries.....		424400-13	-2.7	11.2	-0.8	0.3	0.6	-0.6
Wholesaling of all other goods, except groceries.....		424400-14	38.3	-2.9	41.2	0.2	4.6	6.9
Farm product raw material merchant wholesalers.....	424500		-	2.5	1.3	18.6	-1.7	9.9
Primary services.....		424500-P	-	2.6	1.3	19.8	-1.8	10.4
Farm product raw material wholesaler services.....		424500-1	-	2.6	1.3	19.8	-1.8	10.4
Wholesaling of grain and field beans.....		424500-11	-	16.8	-0.2	31.2	1.4	-
Wholesaling of all other goods.....		424500-13	-	-13.3	3.7	3.3	-7.8	10.4
Chemicals and allied products merchant wholesalers.....	4246		-4.5	-0.2	2.0	-1.0	-3.9	-0.8
Chemicals and allied products merchant wholesalers.....	42460		-4.5	-0.2	2.0	-1.0	-3.9	-0.8
Chemicals and allied products merchant wholesalers.....	424600		-4.5	-0.2	2.0	-1.0	-3.9	-0.8
Primary services.....		424600-P	-4.5	-0.2	2.2	-1.0	-4.0	-0.9
Wholesaling of chemicals, plastics, and allied products.....		424600-1	-6.6	-1.1	2.9	-1.8	-4.9	-0.7
Wholesaling of all other goods, except chemicals, plastics, and allied products.....		424600-2	14.1	4.0	-0.8	2.3	0.0	-1.8
Petroleum and petroleum products merchant wholesalers.....	4247		3.3	6.3	-3.8	1.8	4.8	-3.3
Petroleum and petroleum products merchant wholesalers.....	42470		3.3	6.3	-3.8	1.8	4.8	-3.3
Petroleum and petroleum products merchant wholesalers.....	424700		3.3	6.3	-3.8	1.8	4.8	-3.3
Primary services.....		424700-P	2.9	6.4	-3.9	1.8	4.8	-3.4
Wholesaling of petroleum products.....		424700-1	3.1	6.5	-3.8	1.9	5.1	-3.6
Wholesaling of all other goods, except petroleum products.....		424700-2	-5.4	1.8	-6.6	0.1	-7.4	9.2
Beer, wine, and distilled alcoholic beverage merchant wholesalers.....	4248		3.7	-0.1	-0.3	-0.4	0.1	0.1
Beer, wine, and distilled alcoholic beverage merchant wholesalers.....	42480		3.7	-0.1	-0.3	-0.4	0.1	0.1
Beer, wine, and distilled alcoholic beverage merchant wholesalers.....	424800		3.7	-0.1	-0.3	-0.4	0.1	0.1
Primary services.....		424800-P	3.7	-0.1	-0.3	-0.4	0.1	0.1
Alcoholic beverage wholesaler services.....		424800-1	3.7	-0.1	-0.3	-0.4	0.1	0.1
Wholesaling of beer, wine, and distilled alcoholic beverages.....		424800-11	3.7	0.0	-0.3	-0.4	0.2	0.1
Wholesaling of all other goods, except alcoholic beverages.....		424800-12	2.2	-1.6	0.0	-2.4	-0.4	-1.1
Miscellaneous nondurable goods merchant wholesalers.....	4249		7.7	1.6	1.6	2.8	2.5	4.0

See footnotes at end of table.

Table 12. Producer price index percentage changes for the net output of selected industries and their products, not seasonally adjusted — Continued
 [August 2023]

Title ¹	Industry code	Product code	Unadjusted 12-month percent change ²	Unadjusted 1-month percent change ²				
			Aug. 2022 to Aug. 2023 ^P	Mar. to Apr.	Apr. to May ^P	May to June ^P	June to July ^P	July to Aug. ^P
Miscellaneous nondurable goods merchant wholesalers.....	42490		7.7	1.6	1.6	2.8	2.5	4.0
Miscellaneous nondurable goods merchant wholesalers.....	424900		7.7	1.6	1.6	2.8	2.5	4.0
Primary services.....		424900-P	7.5	1.6	1.5	2.8	2.3	4.1
Miscellaneous nondurable good wholesaler services.....		424900-1	7.5	1.6	1.5	2.8	2.3	4.1
Material recyclers.....	429930		-6.0	-1.7	-3.6	-8.3	-1.2	3.4
Primary products.....		429930-P	-5.2	-1.6	-4.3	-9.4	-1.3	3.6
Ferrous metal scrap.....		429930-1	2.5	-2.2	-6.0	-11.9	-1.1	4.6
Carbon steel scrap.....		429930-11	2.0	-2.1	-6.5	-12.1	-1.4	4.5
Heavy melting scrap.....		429930-111	—	-1.8	-9.5	—	—	—
Carbon steel scrap bundles.....		429930-112	4.1	0.8	-3.5	-11.5	-4.8	0.1
Shredded carbon steel scrap.....		429930-113	-7.3	-1.5	-2.7	-13.8	-3.6	2.1
Cut plate and structural scrap.....		429930-114	8.9	-3.2	-8.8	-7.7	-0.7	4.4
Stainless and alloy steel scrap.....		429930-12	16.9	0.2	2.1	-10.2	3.3	7.8
Cast iron scrap.....		429930-13	—	—	-9.5	—	—	—
Other ferrous scrap.....		429930-14	—	—	—	—	—	—
Nonferrous metal scrap.....		429930-2	-9.7	0.7	1.3	-2.9	-2.8	0.6
Copper base scrap.....		429930-21	9.0	0.2	-3.4	0.2	-0.3	-1.1
No 1 copper wire, heavy.....		429930-211	8.8	0.0	-4.1	0.1	-1.3	-0.9
No 2 copper wire, mixed.....		429930-212	13.3	0.5	-4.2	-0.1	0.2	-0.9
Yellow brass scrap.....		429930-213	15.2	2.8	-4.9	1.0	1.6	-2.0
Used beverage can scrap.....		429930-223	-13.4	-4.1	-4.9	-4.1	-7.0	1.4
Other old aluminum base scrap.....		429930-224	—	—	—	—	—	—
Other nonferrous scrap (including lead, zinc and precious metals).....		429930-23	-31.5	2.8	7.8	-11.4	-7.1	1.4
Recyclable paper.....		429930-3	-51.4	6.1	2.0	1.1	-0.6	2.0
News and other low grade recyclable paper.....		429930-31	-61.8	-4.3	0.7	0.3	-1.4	-7.7
Corrugated recyclable paper.....		429930-33	-45.5	14.9	3.4	5.8	2.0	5.4
High grade recyclable paper (including pulp substitutes and deinking).....		429930-34	-61.0	-7.5	-0.8	-10.3	-7.9	-5.2
Recyclable materials, excluding metals and paper.....		429930-4	—	-6.5	2.8	-0.8	-2.5	—
Recyclable plastics.....		429930-42	—	2.9	6.0	-6.1	-2.5	—
Other receipts.....		429930-SM1	—	—	—	—	—	—
Motor vehicle and parts dealers.....	441		-11.7	-0.7	0.0	-1.4	-1.0	0.2
Automobile dealers.....	4411		-15.7	-0.9	-1.1	-1.7	-0.8	0.2
New car dealers.....	44111		-15.7	-0.9	-1.1	-1.7	-0.8	0.2
New car dealers.....	441110		-16.6	-1.0	-1.5	-1.8	-1.0	0.3
Primary services.....		441110-P	-18.4	-1.2	-2.3	-2.2	-1.4	0.3
Vehicle sales.....		441110-1	-30.6	-1.7	-3.1	-3.0	-1.8	-1.5
New vehicle sales.....		441110-101	-30.2	-2.3	-2.9	-2.9	-0.9	-1.7
Used vehicle sales.....		441110-102	-22.1	2.7	-4.0	-3.3	-7.1	0.0
Service labor and parts.....		441110-2	9.8	0.3	0.4	0.4	-0.3	6.2
Other receipts.....		441110-SM	-7.8	0.1	2.1	-0.2	0.9	0.0
Recreational vehicle dealers.....	44121		-16.0	-1.2	6.3	-3.8	1.5	-1.7
Recreational vehicle dealers.....	441210		-16.0	-1.2	6.3	-3.8	1.5	-1.7
Primary services.....		441210-P	-16.7	-1.2	7.1	-3.8	1.4	-1.8
Recreational vehicle dealer services.....		441210-1	-16.7	-1.2	7.1	-3.8	1.4	-1.8
Boat dealers.....	441222		-12.5	-0.8	6.1	-3.7	-11.1	0.0
Primary services.....		441222-P	-14.4	-0.9	6.8	-4.0	-12.3	0.0
Boat dealer services.....		441222-1	-14.4	-0.9	6.8	-4.0	-12.3	0.0
Other receipts.....		441222-SM3	—	0.0	0.0	0.0	—	—
Automotive parts, accessories and tire retailers.....	4413		3.5	0.1	1.7	0.4	-0.2	0.6
Automotive parts and accessories retailers.....	44133		3.6	-0.1	3.2	-0.7	0.0	0.5
Automotive parts and accessories retailers.....	441330		3.6	-0.1	3.2	-0.7	0.0	0.5
Primary services.....		441330-P	3.6	-0.1	3.2	-0.7	0.0	0.5
Automotive parts and accessories store services, in-store retailing.....		441330-A	3.6	-0.1	3.2	-0.7	0.0	0.5
Tire dealers.....	44134		3.2	0.6	-1.2	2.4	-0.6	0.6
Tire dealers.....	441340		3.2	0.6	-1.2	2.4	-0.6	0.6
Primary services.....		441340-P	3.2	0.6	-1.2	2.4	-0.6	0.6
Tire dealer services, in-store retailing.....		441340-A	3.2	0.6	-1.2	2.4	-0.6	0.6
Building material & garden supply retailers.....	444		0.3	-0.3	-1.6	0.4	1.9	-0.2
Building material and supplies dealers.....	4441		-0.3	0.0	-1.2	0.5	1.9	-0.3

See footnotes at end of table.

Table 12. Producer price index percentage changes for the net output of selected industries and their products, not seasonally adjusted — Continued
 [August 2023]

Title ¹	Industry code	Product code	Unadjusted 12-month percent change ²	Unadjusted 1-month percent change ²				
				Aug. 2022 to Aug. 2023 ^P	Mar. to Apr.	Apr. to May ^P	May to June ^P	June to July ^P
Building material and supplies dealers.....	44410		-0.3	0.0	-1.2	0.5	1.9	-0.3
Building materials and supplies dealers.....	444100		-0.3	0.0	-1.2	0.5	1.9	-0.3
Primary services.....		444100-P	-0.3	0.0	-1.2	0.5	1.9	-0.3
Building materials and supplies dealer services, in-store retailing.....		444100-A	-6.4	0.0	-1.6	0.7	2.5	-0.4
Retailing of building materials, paint, and hardware.....		444100-A1	-8.5	-1.4	-0.7	1.1	2.9	-0.4
Retailing of all other goods.....		444100-A2	1.3	5.0	-4.5	-0.4	1.3	-0.2
Lawn and garden equip and supplies retailers.....	4442		7.3	-1.3	-3.4	-0.2	2.2	0.0
Nursery, garden, and farm supply retailers.....	44424		7.3	-1.3	-3.4	-0.2	2.2	0.0
Nursery, garden, and farm supply retailers.....	444240		7.3	-1.3	-3.4	-0.2	2.2	0.0
Primary services.....		444240-P	7.3	-1.3	-3.4	-0.2	2.2	0.0
Nursery, garden center, and farm supply store services, in-store retailing.....		444240-A	7.3	-1.3	-3.4	-0.2	2.2	0.0
Food and beverage retailers.....	445		9.8	0.1	-0.2	1.2	-1.3	2.1
Grocery retailers.....	4451		10.5	0.0	0.1	1.3	-1.5	2.3
Grocery (except convenience) retailers.....	44511		10.5	0.0	0.1	1.3	-1.5	2.3
Supermarkets and other grocery stores.....	445110		10.5	0.0	0.1	1.3	-1.5	2.3
Primary services.....		445110-P	10.5	0.0	0.1	1.3	-1.5	2.3
Supermarket and other grocery store services.....		445110-3	10.5	0.0	0.1	1.3	-1.5	2.3
Retailing of food and beverage products.....		445110-32	11.3	-0.2	0.3	1.2	-1.5	2.7
Retailing of fresh meats.....		445110-321	23.0	0.4	-0.8	1.8	1.8	8.4
Retailing of fresh fruits and vegetables.....		445110-322	6.1	-8.0	4.8	3.1	0.8	1.0
Retailing of bakery products.....		445110-323	6.7	2.3	-0.8	-1.9	2.8	-1.2
Retailing of dairy products.....		445110-324	10.9	-1.5	-4.9	-4.1	1.6	-2.9
Retailing of deli products.....		445110-325	4.6	1.0	1.2	-1.2	1.0	1.1
Retailing of frozen food products.....		445110-326	4.7	1.5	-1.1	-1.0	-0.8	1.5
Retailing of alcoholic beverages.....		445110-327	4.2	-0.9	-1.5	1.9	-3.9	2.5
Retailing of all other food and beverage products.....		445110-328	13.3	1.8	1.1	2.6	-4.9	3.0
Retailing of nonfood products.....		445110-33	6.7	1.0	-1.2	2.0	-1.8	0.6
Retailing of cleaning and paper products.....		445110-331	14.5	5.3	-4.5	6.9	-8.7	10.3
Retailing of health and beauty products.....		445110-332	6.6	3.2	-0.1	-2.8	-0.4	-1.4
Retailing of all other nonfood products.....		445110-333	3.8	-2.9	-1.1	5.2	-0.3	-1.3
Specialty food retailers.....	4452		7.9	-1.2	-1.4	1.7	-0.6	-0.6
Specialty food retailers.....	445200		7.9	-1.2	-1.4	1.7	-0.6	-0.6
Primary services.....		445200-P	7.9	-1.2	-1.4	1.7	-0.6	-0.6
Specialty food retailer services, in-store retailing.....		445200-A	7.9	-1.2	-1.4	1.7	-0.6	-0.6
Beer, wine, and liquor retailers.....	4453		6.6	2.0	-1.4	0.3	0.0	1.2
Beer, wine, and liquor retailers.....	44532		6.6	2.0	-1.4	0.3	0.0	1.2
Beer, wine, and liquor retailers.....	445320		6.6	2.0	-1.4	0.3	0.0	1.2
Primary services.....		445320-P	6.6	2.0	-1.4	0.3	0.0	1.2
Beer, wine, and liquor retailer services, in-store retailing.....		445320-A	6.6	2.0	-1.4	0.3	0.0	1.2
Retailing of beer, wine, and liquor.....		445320-A1	4.2	2.3	-1.1	0.2	0.0	-0.2
Retailing of all other goods and sales of prepared foods.....		445320-A2	21.9	0.3	-3.5	0.9	0.0	9.9
Furniture, home furnishings, electronics, and appliance retailers.....	449		-	-3.7	-1.3	2.4	-1.1	-1.5
Furniture and Home Furnishings Retailers.....	4491		-	0.8	-0.6	1.7	-1.6	-0.9
Furniture retailers.....	44911		2.1	1.4	-0.2	1.7	-1.3	-1.8
Furniture retailers.....	449110		2.1	1.3	-0.2	1.7	-1.4	-1.8
Primary services.....		449110-P	2.2	1.3	-0.1	1.6	-1.4	-1.8
Furniture retailer services, in-store retailing.....		449110-A	2.2	1.3	-0.1	1.6	-1.4	-1.8
Other receipts.....		449110-SM	-	3.1	-2.5	2.0	-0.3	-0.5
Floor covering retailers.....	44912		0.5	-0.6	-1.8	1.8	-2.3	1.4
Floor covering retailers.....	449121		0.5	-0.6	-1.8	1.8	-2.3	1.4
Primary services.....		449121-P	0.5	-0.6	-1.8	1.8	-2.3	1.4
Floor covering retailer services, in-store retailing.....		449121-A	0.5	-0.6	-1.8	1.8	-2.3	1.4
Electronics and appliance retailers.....	4492		-7.9	-11.3	-2.7	3.6	0.0	-2.4
Electronics and appliance retailers.....	44921		-7.9	-11.3	-2.7	3.6	0.0	-2.4
Electronics and appliance retailers.....	449210		-7.9	-11.3	-2.7	3.6	0.0	-2.4
Primary products.....		449210-P	-7.8	-11.3	-2.7	3.6	0.0	-2.4
Electronics and appliance retailers services, in-store retailing.....		449210-A	-1.8	0.0	-3.8	5.5	-0.2	-3.6
Retailing of entertainment and communication products.....		449210-A1	4.2	1.6	-6.6	17.2	3.6	-4.8

See footnotes at end of table.

Table 12. Producer price index percentage changes for the net output of selected industries and their products, not seasonally adjusted — Continued
 [August 2023]

Title ¹	Industry code	Product code	Unadjusted 12-month percent change ²	Unadjusted 1-month percent change ²				
			Aug. 2022 to Aug. 2023 ^P	Mar. to Apr.	Apr. to May ^P	May to June ^P	June to July ^P	July to Aug. ^P
Electronics and appliance retailers - Continued								
Retailing of computers, hardware, software, and supplies		449210-A2	-5.4	0.4	2.5	-1.8	-2.1	-0.2
Retailing of major household appliances		449210-A3	1.1	1.9	2.1	-1.2	-0.6	-0.5
Retailing of all other goods		449210-A4	-16.5	-2.4	-8.8	1.9	-2.9	-7.0
Electronic and appliance retailers services, online retailing		449210-B	—	-28.2	-0.4	-0.3	0.3	0.1
General merchandise retailers	455		-1.2	-0.3	1.0	-0.9	-1.2	-0.7
Department stores	4551		15.3	-4.5	3.7	-3.5	-2.2	-2.9
Department stores	45511		15.3	-4.5	3.7	-3.5	-2.2	-2.9
Department stores	455110		15.3	-4.5	3.7	-3.5	-2.2	-2.9
Primary services		455110-P	15.3	-4.5	3.7	-3.5	-2.2	-2.9
Department store services, in-store retailing		455110-A	13.9	-1.5	4.0	-3.7	1.0	-3.0
Department store services, online retailing		455110-B	—	-9.7	3.0	-3.2	-8.5	-2.6
Other general merchandise retailers	4552		-5.9	0.5	0.5	-0.5	-1.1	-0.4
Other general merchandise retailers	45521		-5.9	0.5	0.5	-0.5	-1.1	-0.4
Warehouse clubs, supercenters, and other general merchandise retailers	455210		-5.9	0.5	0.5	-0.5	-1.1	-0.4
Primary services		455210-P	-6.1	0.5	0.5	-0.5	-1.1	-0.4
Warehouse clubs, supercenters, and other general merch. retailer services, in-store retailing		455210-A	-0.9	0.9	1.0	-0.9	-2.0	-0.7
Warehouse clubs and supercenters		455210-A1	-1.4	1.0	1.0	-1.0	-2.3	-0.8
All other general merchandise stores		455210-A2	-0.3	0.1	0.1	-0.2	0.5	0.3
Health and personal care retailers	456		-0.1	1.5	-0.5	0.6	-0.7	1.3
Health and personal care retailers	4561		-0.1	1.5	-0.5	0.6	-0.7	1.3
Pharmacies and drug retailers	45611		-1.5	1.9	-0.4	0.3	-0.5	1.5
Pharmacies and drug retailers	456110		-1.5	1.9	-0.4	0.3	-0.5	1.5
Primary services		456110-P	-1.5	1.9	-0.4	0.3	-0.5	1.5
Pharmacy and drug retailer services, in-store retailing		456110-A	-3.9	1.3	-0.7	0.4	-0.7	0.4
Retailing of prescription drugs		456110-A1	-8.1	1.5	-1.2	0.5	-1.7	0.0
Retailing of over-the-counter drugs and all other goods		456110-A2	7.9	0.5	0.8	0.3	1.9	1.3
Retailing of over-the-counter drugs		456110-A21	25.0	-0.3	1.2	-0.2	0.3	5.3
Retailing of all other goods		456110-A22	3.1	0.8	0.7	0.5	2.4	0.0
Optical goods retailers	45613		-3.3	-2.8	0.3	0.3	-3.9	0.0
Optical goods retailers	456130		-3.2	-2.7	0.2	0.3	-3.8	0.0
Primary services		456130-P	-3.8	-2.8	0.3	0.3	-4.4	0.0
Optical goods retailer services, in-store retailing		456130-A	-3.8	-2.8	0.3	0.3	-4.4	0.0
Food (health) supplement retailers	456191		8.0	0.5	-4.2	6.7	-1.6	-0.5
Primary services		456191-P	8.0	0.5	-4.2	6.7	-1.6	-0.5
Food (health) supplement store services, in-store retailing		456191-A	8.0	0.5	-4.2	6.7	-1.6	-0.5
Gasoline Stations and Fuel Dealers	457		—	-0.6	9.5	-1.3	-7.3	3.0
Gasoline stations	4571		-13.7	0.2	9.7	0.2	-7.1	3.7
Gasoline stations	45710		-13.7	0.2	9.7	0.2	-7.1	3.7
Gasoline stations	457100		-13.7	0.2	9.7	0.2	-7.1	3.7
Primary products		457100-P	-13.0	0.2	9.9	0.2	-7.2	3.7
Gasoline station services		457100-1	-13.0	0.2	9.9	0.2	-7.2	3.7
Retailing of automotive fuels and lubricants		457100-11	-19.8	0.4	12.9	-1.6	-9.9	5.3
Retailing of all other goods, sales of prepared foods, and repair services		457100-12	4.2	-0.2	4.1	4.1	-1.8	0.7
Fuel dealers	4572		-4.9	-4.8	8.9	-9.6	-8.8	-1.6
Fuel dealers	45721		-4.9	-4.8	8.9	-9.6	-8.8	-1.6
Fuel dealers	457210		-4.9	-4.8	8.9	-9.6	-8.8	-1.6
Primary services		457210-P	-5.0	-4.9	9.0	-9.7	-8.9	-1.7
Fuel dealer services		457210-1	-5.0	-4.9	9.0	-9.7	-8.9	-1.7
Clothing and clothing accessories retailers	458		0.8	-5.4	1.0	-4.6	-4.1	1.9
Clothing retailers	4581		3.8	-6.1	1.9	-5.6	-4.1	3.0
Clothing retailers	45811		3.8	-6.1	1.9	-5.6	-4.1	3.0
Clothing and clothing accessories retailers	458110		3.8	-6.1	1.9	-5.6	-4.1	3.0
Primary services		458110-P	3.8	-6.1	1.9	-5.6	-4.1	3.0
Clothing and clothing accessories retailer services, in-store retailing		458110-A	1.7	-5.6	1.6	-5.7	-2.8	2.4
Retailing of apparel		458110-A1	0.5	-4.5	2.7	-5.9	-2.6	2.5

See footnotes at end of table.

Table 12. Producer price index percentage changes for the net output of selected industries and their products, not seasonally adjusted — Continued
 [August 2023]

Title ¹	Industry code	Product code	Unadjusted 12-month percent change ²	Unadjusted 1-month percent change ²				
				Aug. 2022 to Aug. 2023 ^P	Mar. to Apr.	Apr. to May ^P	May to June ^P	June to July ^P
Clothing and clothing accessories retailers - Continued								
Retailing of men's apparel.....		458110-A11	1.3	-5.9	1.8	-1.6	0.4	1.5
Retailing of women's apparel.....		458110-A12	-0.5	-3.6	3.8	-7.4	-5.1	3.0
Retailing of children's apparel.....		458110-A13	1.6	-5.3	-0.9	-7.8	2.8	2.7
Retailing of all other goods.....		458110-A2	10.9	-8.5	-1.4	-5.3	-3.2	2.3
Shoe retailers.....	4582		-15.2	-7.1	-1.4	-4.4	-8.6	0.4
Shoe retailers.....	45821		-15.2	-7.1	-1.4	-4.4	-8.6	0.4
Shoe retailers.....	458210		-15.2	-7.1	-1.4	-4.4	-8.6	0.4
Primary services.....		458210-P	-15.2	-7.1	-1.4	-4.4	-8.6	0.4
Shoe retailer services, in-store retailing.....		458210-A	-15.2	-7.1	-1.4	-4.4	-8.6	0.4
Jewelry retailers.....	4583		2.1	-0.6	0.3	-1.3	0.7	-0.2
Jewelry retailers.....	45831		2.1	-0.6	0.3	-1.3	0.7	-0.2
Jewelry retailers.....	458310		2.1	-0.6	0.3	-1.3	0.7	-0.2
Primary services.....		458310-P	2.1	-0.6	0.3	-1.3	0.7	-0.2
Jewelry retailer services, in-store retailing.....		458310-A	5.1	-0.7	0.4	0.9	0.8	-0.2
Sporting goods and hobby retailers.....	4591		0.8	1.9	4.3	-4.5	5.7	-0.5
Sporting goods retailers.....	45911		1.0	2.6	5.9	-5.9	8.2	-1.2
Sporting goods retailers.....	459110		1.0	2.6	5.9	-5.9	8.2	-1.2
Primary services.....		459110-P	1.1	2.6	6.0	-6.0	8.4	-1.2
Sporting goods store services, in-store retailing.....		459110-A	3.3	3.5	8.0	-7.9	11.2	-1.5
Retailing of sporting goods.....		459110-A1	2.1	-0.4	4.0	-5.8	3.1	2.0
Hobby, toy, and game retailers.....	45912		0.8	0.0	0.0	-0.4	-1.0	1.7
Hobby, toy, and game retailers.....	459120		0.7	0.0	0.0	-0.4	-1.0	1.7
Primary services.....		459120-P	0.8	0.0	0.0	-0.4	-1.0	1.7
Hobby, toy, and game store services, in-store retailing.....		459120-A	0.3	-0.1	0.0	0.0	0.1	0.0
Retailing of hobby and craft goods, toys, and games (including video games).....		459120-A1	0.6	-0.1	0.0	0.0	0.1	0.0
Retailing of all other goods.....		459120-A2	0.0	0.0	0.0	0.0	0.0	0.0
Book retailers and news dealers.....	4592		-0.9	-0.5	0.7	-0.1	1.5	0.2
Book retailers and news dealers.....	45921		-0.9	-0.5	0.7	-0.1	1.5	0.2
Book retailers and news dealers.....	459210		-0.9	-0.5	0.7	-0.1	1.5	0.2
Primary services.....		459210-P	-0.9	-0.5	0.7	-0.1	1.5	0.2
Book retailer and news dealer services, in-store retailing.....		459210-A	1.0	-0.6	1.0	-0.2	2.0	0.3
Retailing of books.....		459210-A1	1.5	0.2	1.1	0.1	2.8	0.0
Retailing of all other goods.....		459210-A2	-1.1	-2.5	0.8	-1.0	0.0	0.9
Office supplies, stationery, and gift retailers.....	4594		-8.9	3.2	-3.1	-3.4	-4.8	-0.3
Office supplies, stationery, and gift retailers.....	45940		-8.9	3.2	-3.1	-3.4	-4.8	-0.3
Office supplies, stationery, and gift retailers.....	459400		-8.9	3.2	-3.1	-3.4	-4.8	-0.3
Primary services.....		459400-P	-8.9	3.2	-3.1	-3.4	-4.8	-0.3
Office supplies, stationery, and gift retailer services, in-store retailing.....		459400-A	1.7	5.2	0.0	-0.3	-2.1	-0.5
Air transportation.....	481		2.5	-0.1	-3.3	4.5	0.3	-1.3
Scheduled air transportation.....	4811		2.5	-0.2	-3.6	5.0	0.3	-1.5
Scheduled air transportation.....	48111		2.5	-0.2	-3.6	5.0	0.3	-1.5
Scheduled passenger air transportation.....	481111		3.0	-0.1	-3.7	5.4	0.3	-1.6
Primary services.....		481111-P	3.0	-0.1	-3.7	5.4	0.3	-1.6
Domestic.....		481111-1	2.5	0.3	-2.5	2.1	-1.9	-0.9
Domestic first class, including business.....		481111-101	-0.1	1.0	-2.3	-5.0	-3.5	-4.0
Domestic coach.....		481111-102	2.5	0.2	-2.6	2.8	-1.8	-0.7
International.....		481111-2	2.7	-1.2	-6.7	14.2	5.7	-3.2
International first class, including business.....		481111-201	10.7	-3.3	-10.7	9.7	-2.9	-7.1
International coach.....		481111-202	1.9	-1.0	-6.3	14.7	6.6	-2.8
Scheduled freight air transportation.....	481112		-8.5	-2.9	-1.7	-4.3	1.7	2.3
Primary services.....		481112-P	-17.1	-1.9	-1.3	-5.0	0.0	2.4
Scheduled freight air transportation services.....		481112-1	-17.6	-2.4	-1.6	-5.0	0.0	2.6
Domestic scheduled freight air transportation services.....		481112-101	4.3	0.5	-1.7	-1.5	3.8	3.5
International scheduled freight air transportation services.....		481112-102	-32.0	-4.6	-1.6	-7.7	-3.3	1.7
Scheduled mail air transportation services.....		481112-2	-3.2	5.4	3.7	-5.1	-0.2	0.6
Nonscheduled air transportation.....	4812		2.9	1.1	-0.2	-0.1	0.6	0.1

See footnotes at end of table.

Table 12. Producer price index percentage changes for the net output of selected industries and their products, not seasonally adjusted — Continued
 [August 2023]

Title ¹	Industry code	Product code	Unadjusted 12-month percent change ²	Unadjusted 1-month percent change ²				
			Aug. 2022 to Aug. 2023 ^P	Mar. to Apr.	Apr. to May ^P	May to June ^P	June to July ^P	July to Aug. ^P
Nonscheduled air transportation.....	48121		2.9	1.1	-0.2	-0.1	0.6	0.1
Nonscheduled air passenger chartering.....	481211		5.3	1.1	0.1	-0.3	0.5	0.1
Primary services.....		481211-P	6.0	1.2	0.1	-0.3	0.6	0.1
Domestic nonscheduled air passenger services.....		481211-1	5.8	0.2	0.1	-0.4	0.7	0.2
International nonscheduled air passenger services.....		481211-2	6.5	5.9	0.0	0.0	0.0	0.1
Nonscheduled air freight chartering.....	481212		-2.5	1.2	-1.1	0.4	0.7	0.0
Primary services.....		481212-P	-2.6	1.2	-1.1	0.4	0.8	0.0
Domestic nonscheduled air freight services.....		481212-1	3.7	0.0	0.0	0.0	0.5	0.0
International nonscheduled air freight services.....		481212-2	-4.6	3.7	-3.4	1.3	1.4	0.0
Rail transportation.....	482		-0.8	-0.2	-0.9	-0.3	-0.1	0.4
Rail transportation.....	4821		-0.8	-0.2	-0.9	-0.3	-0.1	0.4
Rail transportation.....	48211		-0.8	-0.2	-0.9	-0.3	-0.1	0.4
Line-haul railroads.....	482111		-0.8	-0.2	-0.9	-0.3	-0.1	0.4
Primary services.....		482111-P	-0.8	-0.2	-0.9	-0.3	-0.1	0.4
Freight rail transportation.....		482111-4	-0.9	-0.2	-0.9	-0.4	-0.1	0.4
Carload freight rail transportation.....		482111-411	1.2	0.3	-0.1	-0.1	0.0	0.0
Intermodal freight rail transportation.....		482111-412	-8.6	-2.0	-4.1	-1.5	-0.3	2.3
Passenger rail transportation.....		482111-5	0.0	0.0	0.0	0.0	0.0	0.0
Coach service class.....		482111-506	0.0	0.0	0.0	0.0	0.0	0.0
All other service classes.....		482111-507	0.0	0.0	0.0	0.0	0.0	0.0
Water transportation.....	483		-3.6	0.2	3.9	-2.2	-1.8	1.7
Deep sea freight transportation.....	483111		-12.6	-0.6	8.3	-5.2	-4.3	1.8
Primary services.....		483111-P	-12.6	-0.6	8.3	-5.2	-4.3	1.8
Deep sea freight transportation services.....		483111-5	-12.6	-0.6	8.3	-5.2	-4.3	1.8
Coastal and Great Lakes freight transport.....	483113		2.9	1.0	-1.5	0.2	0.0	2.1
Primary services.....		483113-P	2.7	1.0	-1.6	0.2	0.0	2.2
Coastal and intercoastal freight transportation.....		483113-1	6.0	1.7	-1.7	0.8	0.0	3.2
Great Lakes - St. Lawrence Seaway freight transportation.....		483113-2	-5.5	-0.9	-2.6	-0.6	-0.2	1.8
Coastal and intercoastal towing transportation.....		483113-3	-2.1	0.0	-0.7	-1.0	0.0	-0.3
Inland water transportation.....	4832		10.5	-0.1	9.6	-0.3	0.0	0.1
Inland water transportation.....	48321		10.5	-0.1	9.6	-0.3	0.0	0.1
Inland water freight transportation.....	483211		10.5	-0.1	9.6	-0.3	0.0	0.1
Primary services.....		483211-P	10.7	-0.1	9.8	-0.3	0.0	0.1
Inland water freight transportation services.....		483211-3	10.7	-0.1	9.8	-0.3	0.0	0.1
Truck transportation.....	484		-7.1	-4.5	1.7	-0.7	-2.6	1.1
General freight trucking.....	4841		-8.8	-5.5	2.1	-0.9	-3.3	0.9
General freight trucking, local.....	48411		-15.6	0.7	-3.4	-1.0	0.4	-3.6
General freight trucking, local.....	484110		-15.6	0.7	-3.4	-1.0	0.4	-3.6
Primary services.....		484110-P	-18.3	0.1	-4.9	-1.2	0.8	0.2
General freight trucking services, local.....		484110-1	-18.3	0.1	-4.9	-1.2	0.8	0.2
General freight trucking, local, truckload.....		484110-15	-25.5	-0.2	-10.2	-0.2	1.2	0.1
General freight trucking, local, less than truckload.....		484110-16	1.3	0.7	6.7	-2.9	0.0	0.4
Other receipts.....		484110-SM	-	1.3	-1.7	-	-	-
General freight trucking, long-distance.....	48412		-7.1	-7.1	3.6	-0.9	-4.3	2.1
General freight trucking, long-distance TL.....	484121		-9.4	-8.8	4.5	-1.1	-5.9	1.2
Primary services.....		484121-P	-17.3	-2.9	-3.0	-1.2	0.9	0.8
General freight trucking, long-distance, truckload.....		484121-2	-17.3	-2.9	-3.0	-1.2	0.9	0.8
General freight trucking, long-distance LTL.....	484122		-0.5	-2.2	1.5	-0.4	0.0	4.4
Primary services.....		484122-P	-0.5	-2.2	1.5	-0.4	0.0	4.4
General freight trucking, long-distance less than truckload.....		484122-1	-0.5	-2.2	1.5	-0.4	0.0	4.4
Specialized freight trucking.....	4842		-1.6	-1.2	0.6	-0.1	-0.3	1.5
Used household and office goods moving.....	48421		-2.4	-0.7	3.1	4.0	-1.2	-1.4
Used household and office goods moving.....	484210		-2.4	-0.7	3.1	4.0	-1.2	-1.4
Primary services.....		484210-P	-2.4	-0.7	3.1	4.0	-1.2	-1.4
Used household and office goods moving, except local.....		484210-2	-3.9	-1.0	2.4	6.2	-1.8	-2.1
Residential moving services, except local.....		484210-21	-3.6	-0.9	2.9	7.2	-2.0	-2.5
Commercial and other goods moving services, except local.....		484210-22	-7.4	-1.6	-0.9	-0.6	0.0	0.0
Used household and office goods moving, local.....		484210-4	0.2	0.0	4.3	0.0	0.0	0.0

See footnotes at end of table.

Table 12. Producer price index percentage changes for the net output of selected industries and their products, not seasonally adjusted — Continued
 [August 2023]

Title ¹	Industry code	Product code	Unadjusted 12-month percent change ²	Unadjusted 1-month percent change ²				
				Aug. 2022 to Aug. 2023 ^P	Mar. to Apr.	Apr. to May ^P	May to June ^P	June to July ^P
Used household and office goods moving - Continued								
Residential moving services, local.....		484210-41	0.6	0.0	5.0	0.0	0.0	0.0
Commercial and other goods moving services, local.....		484210-42	-1.8	0.0	0.6	0.0	0.0	0.0
Specialized freight (except used) trucking, local.....	48422		1.3	-0.2	-0.6	-0.2	0.1	1.3
Specialized freight (except used goods) trucking, local.....	484220		1.3	-0.2	-0.6	-0.2	0.1	1.3
Primary services.....		484220-P	1.3	-0.2	-0.7	-0.2	0.4	1.2
Specialized freight (except used goods) trucking, local.....		484220-6	1.3	-0.2	-0.7	-0.2	0.4	1.2
Local hazardous materials trucking (except waste).....		484220-601	-6.3	-1.3	0.0	-1.0	-0.5	3.5
Local agricultural products trucking without storage.....		484220-602	1.9	0.0	-5.3	0.0	0.2	4.5
Dump trucking.....		484220-603	4.0	0.0	0.0	0.0	0.5	0.0
Local specialized trucking without storage.....		484220-604	1.3	0.0	0.0	-0.2	0.8	0.0
Specialized freight (except used) trucking, long-distance.....	48423		-4.1	-2.6	0.9	-1.7	-0.5	3.0
Specialized freight (except used goods) trucking, long-distance.....	484230		-4.1	-2.6	0.9	-1.7	-0.5	3.0
Primary services.....		484230-P	-4.3	-2.9	1.1	-1.9	-0.6	3.4
Specialized freight (except used goods) trucking, long-distance.....		484230-6	-4.3	-2.9	1.1	-1.9	-0.6	3.4
Agricultural products trucking, long-distance.....		484230-602	7.7	-1.2	0.5	-1.7	-1.1	12.1
All other specialized trucking, long-distance.....		484230-603	-6.1	-3.2	1.2	-1.9	-0.5	2.1
Pipeline Transportation.....	486		4.4	-1.0	0.2	-1.2	3.8	0.1
Pipeline transportation of crude oil.....	4861		5.7	-3.2	0.0	0.0	8.4	0.4
Pipeline transportation of crude oil.....	48611		5.7	-3.2	0.0	0.0	8.4	0.4
Pipeline transportation of crude oil.....	486110		5.7	-3.2	0.0	0.0	8.4	0.4
Primary services.....		486110-P	5.3	-3.4	0.0	0.0	8.1	0.4
Pipeline transportation of crude oil.....		486110-3	5.3	-3.4	0.0	0.0	8.1	0.4
Trans-Alaskan Pipeline System transportation.....		486110-311	7.5	0.0	0.0	0.0	9.5	0.0
Pipeline transportation of crude petroleum, except on the Trans-Alaskan Pipeline System.....		486110-312	5.1	-3.6	0.0	0.0	8.1	0.5
Pipeline transportation of natural gas.....	4862		3.0	-0.6	0.4	-2.1	0.0	0.0
Pipeline transportation of natural gas.....	48621		3.0	-0.6	0.4	-2.1	0.0	0.0
Pipeline transportation of natural gas.....	486210		3.0	-0.6	0.4	-2.1	0.0	0.0
Primary services.....		486210-P	3.0	-0.6	0.4	-2.1	0.0	0.0
Pipeline transportation of natural gas services.....		486210-1	3.0	-0.6	0.4	-2.1	0.0	0.0
Other pipeline transportation.....	4869		11.3	0.0	0.0	0.3	10.1	0.0
Pipeline transportation of refined petroleum products.....	48691		11.3	0.0	0.0	0.3	10.1	0.0
Refined petroleum product pipeline transport.....	486910		11.3	0.0	0.0	0.3	10.1	0.0
Primary services.....		486910-P	11.3	0.0	0.0	0.3	10.1	0.0
Pipeline transportation of refined petroleum products.....		486910-1	11.3	0.0	0.0	0.3	10.1	0.0
Transportation support activities.....	488		-13.9	-1.2	-0.2	1.4	-0.2	-4.1
Air transportation support activities.....	4881		6.4	0.0	0.3	1.3	1.2	0.8
Airport operations.....	48811		6.4	0.1	0.6	2.2	1.7	0.5
Other airport operations.....	488119		6.4	0.1	0.6	2.2	1.7	0.5
Primary services.....		488119-P	6.4	0.1	0.6	2.2	1.7	0.5
Aeronautical services.....		488119-5	6.7	-0.4	0.0	0.1	1.7	1.0
Landing fees.....		488119-501	6.1	-0.9	0.0	0.0	-1.4	0.4
Terminal rental.....		488119-502	6.9	-0.3	0.1	0.0	1.5	1.9
Other aeronautical services.....		488119-503	6.5	0.0	0.0	0.3	7.0	0.0
Non-aeronautical services.....		488119-6	3.4	0.8	1.3	4.5	1.6	0.0
Airport parking.....		488119-601	10.9	0.0	0.0	0.4	1.0	0.0
Lease space for rental cars.....		488119-602	-13.0	2.4	3.5	14.8	-0.1	0.0
Lease space for concessions.....		488119-603	15.7	1.7	4.0	6.4	8.7	0.0
Other non-aeronautical services.....		488119-604	5.7	0.0	0.0	0.3	0.0	0.0
Other air transportation support activities.....	48819		6.0	-0.2	-0.1	0.0	0.5	1.2
Other support activities for air transport.....	488190		6.0	-0.2	-0.1	0.0	0.5	1.2
Primary services.....		488190-P	6.1	-0.2	-0.1	0.0	0.4	1.0
Other air transportation support activities.....		488190-5	6.1	-0.2	-0.1	0.0	0.4	1.0
Water transportation support activities.....	4883		2.9	-0.1	1.0	-0.2	0.1	0.1
Port and harbor operations.....	48831		3.9	-0.7	0.8	-0.9	0.6	0.0
Port and harbor operations.....	488310		3.9	-0.7	0.8	-0.9	0.6	0.0

See footnotes at end of table.

Table 12. Producer price index percentage changes for the net output of selected industries and their products, not seasonally adjusted — Continued
 [August 2023]

Title ¹	Industry code	Product code	Unadjusted 12-month percent change ²	Unadjusted 1-month percent change ²				
				Aug. 2022 to Aug. 2023 ^P	Mar. to Apr.	Apr. to May ^P	May to June ^P	June to July ^P
Port and harbor operations - Continued								
Primary services.....		488310-P	4.0	-0.7	0.9	-1.0	0.6	0.0
Port and harbor services.....		488310-1	4.0	-0.7	0.9	-1.0	0.6	0.0
Marine cargo handling.....	48832		-0.8	0.0	0.1	0.0	0.0	0.2
Marine cargo handling.....	488320		-0.8	0.0	0.1	0.0	0.0	0.2
Primary services.....		488320-P	-0.8	0.0	0.1	0.0	0.0	0.2
Movement of containers.....		488320-8	-0.9	0.0	0.0	0.0	0.0	0.2
Other marine cargo handling.....		488320-9	0.4	0.1	0.6	0.1	-0.1	0.4
Navigational services to shipping.....	48833		9.7	0.0	2.8	0.1	0.0	0.0
Navigational services to shipping.....	488330		9.7	0.0	2.8	0.1	0.0	0.0
Primary services.....		488330-P	10.3	0.0	3.1	0.1	0.0	0.0
Navigational services to shipping and salvage.....		488330-1	10.3	0.0	3.1	0.1	0.0	0.0
Freight transportation arrangement.....	4885		-30.0	-2.3	-1.0	1.9	-1.3	-9.1
Freight transportation arrangement.....	48851		-30.0	-2.3	-1.0	1.9	-1.3	-9.1
Freight transportation arrangement.....	488510		-30.0	-2.3	-1.0	1.9	-1.3	-9.1
Primary services.....		488510-P	-31.3	-2.5	-1.1	2.1	-1.4	-9.7
Freight forwarding.....		488510-1	-1.4	0.5	0.0	0.0	0.0	0.0
Arrangement of freight and cargo n.e.c.....		488510-2	-47.9	-4.9	-2.0	3.9	-2.6	-18.1
U.S. Postal Service.....	491		9.0	0.0	0.0	0.0	3.8	0.0
U.S. Postal Service.....	4911		9.0	0.0	0.0	0.0	3.8	0.0
U.S. Postal Service.....	49111		9.0	0.0	0.0	0.0	3.8	0.0
U.S. Postal Service.....	491110		9.0	0.0	0.0	0.0	3.8	0.0
Primary services.....		491110-P	9.0	0.0	0.0	0.0	3.8	0.0
Mailing services (market dominant services).....		491110-7	10.6	0.0	0.0	0.0	5.8	0.0
First class mail.....		491110-71	9.6	0.0	0.0	0.0	5.1	0.0
Retail letters.....		491110-711	9.8	0.0	0.0	0.0	4.7	0.0
Commercial letters.....		491110-712	9.4	0.0	0.0	0.0	5.8	0.0
Retail and commercial flats.....		491110-713	10.9	0.0	0.0	0.0	5.9	0.0
Other first class mail and fees.....		491110-714	9.1	0.0	0.0	0.0	2.3	0.0
Periodicals mail.....		491110-72	11.5	0.0	0.0	0.0	8.1	-0.5
Outside county.....		491110-721	11.5	0.0	0.0	0.0	8.2	-0.5
Other periodicals mail and fees.....		491110-722	11.8	0.0	0.0	0.0	6.1	0.0
Standard class mail.....		491110-73	12.2	0.0	0.0	0.0	6.6	0.0
High density and saturation flats and parcels.....		491110-731	8.3	0.0	0.0	0.0	3.0	0.0
Carrier route basic mail.....		491110-732	16.8	0.0	0.0	0.0	7.8	0.0
Bulk letters.....		491110-733	9.3	0.0	0.0	0.0	6.0	0.0
Bulk flats.....		491110-734	14.2	0.0	0.0	0.0	7.5	0.0
Other standard mail and fees.....		491110-735	25.8	0.0	0.0	0.0	11.3	0.0
Package services mail.....		491110-74	9.2	0.0	0.0	0.0	5.3	0.0
Special services and fees.....		491110-75	10.7	0.0	0.0	0.0	6.1	0.0
Shipping services (competitive services).....		491110-8	6.3	0.0	0.0	0.0	-0.7	0.1
Domestic priority mail.....		491110-81	5.5	0.0	0.0	0.0	0.0	0.0
Other shipping services and shipping special services & fees.....		491110-82	6.4	0.0	0.0	0.0	-1.2	0.2
Couriers and messengers.....	492		5.8	-0.6	-0.7	-0.2	0.2	1.2
Couriers and express delivery services.....	4921		6.0	-0.6	-0.7	-0.2	0.2	1.2
Couriers and express delivery services.....	49211		6.0	-0.6	-0.7	-0.2	0.2	1.2
Couriers and express delivery services.....	492110		6.0	-0.6	-0.7	-0.2	0.2	1.2
Primary services.....		492110-P	6.0	-0.6	-0.7	-0.2	0.2	1.2
Standard courier services.....		492110-1	6.6	-0.2	-0.1	-0.3	0.0	0.4
Expedited courier services.....		492110-2	4.6	-1.4	-1.9	-0.2	0.5	2.7
Domestic expedited courier services.....		492110-201	5.0	-1.4	-1.9	-0.2	0.5	2.7
International expedited courier services.....		492110-202	3.6	-1.4	-1.9	-0.2	0.5	2.6
Local messengers and local delivery.....	4922		2.9	-0.8	0.0	0.0	0.0	0.0
Local messengers and local delivery.....	49221		2.9	-0.8	0.0	0.0	0.0	0.0
Local messengers and local delivery.....	492210		2.9	-0.8	0.0	0.0	0.0	0.0
Primary services.....		492210-P	2.9	-0.8	0.0	0.0	0.0	0.0
Local messengers and local delivery services.....		492210-1	2.9	-0.8	0.0	0.0	0.0	0.0
Warehousing and storage.....	493		8.7	0.1	-4.1	-2.0	1.8	-1.4

See footnotes at end of table.

Table 12. Producer price index percentage changes for the net output of selected industries and their products, not seasonally adjusted — Continued
 [August 2023]

Title ¹	Industry code	Product code	Unadjusted 12-month percent change ²	Unadjusted 1-month percent change ²				
				Aug. 2022 to Aug. 2023 ^P	Mar. to Apr.	Apr. to May ^P	May to June ^P	June to July ^P
Warehousing and storage.....	4931		8.7	0.1	-4.1	-2.0	1.8	-1.4
General warehousing and storage.....	49311		10.7	-0.1	-5.5	-2.2	1.5	-1.3
General warehousing and storage.....	493110		10.7	-0.1	-5.5	-2.2	1.5	-1.3
Primary services.....		493110-P	10.7	-0.1	-5.5	-2.2	1.5	-1.3
General warehousing and storage services.....		493110-1	10.7	-0.1	-5.5	-2.2	1.5	-1.3
Refrigerated warehousing and storage.....	49312		1.0	0.9	2.1	-1.3	2.9	-2.1
Refrigerated warehousing and storage.....	493120		1.0	0.9	2.1	-1.3	2.9	-2.1
Primary services.....		493120-P	1.0	0.9	2.1	-1.3	2.9	-2.1
Warehousing and storage of refrigerated goods.....		493120-2	1.0	0.9	2.1	-1.3	2.9	-2.1
Farm product warehousing and storage.....	49313		5.4	0.1	-0.2	0.8	3.6	0.0
Farm product warehousing and storage.....	493130		5.4	0.1	-0.2	0.8	3.6	0.0
Primary services.....		493130-P	5.7	0.1	-0.2	0.9	3.7	0.0
Farm product warehousing and storage services.....		493130-1	5.7	0.1	-0.2	0.9	3.7	0.0
Publishing industries.....	513		-	-0.2	1.1	0.4	0.2	0.7
Newspaper, book, and directory publishers.....	5131		-	0.3	0.2	0.4	0.4	-0.3
Newspaper publishers.....	51311		-	0.0	0.0	0.0	0.0	0.0
Newspaper publishers.....	513110		-	0.0	0.0	0.0	0.0	0.0
Primary services.....		513110-P	-	0.0	0.0	0.0	0.0	0.0
Newspaper publishing.....		513110-1	-	0.0	0.0	0.0	0.0	0.0
Newspaper publishing from print publishers.....		513110-11	5.7	0.0	0.0	0.0	0.0	0.0
Newspaper advertising sales.....		513110-111	0.3	0.0	0.0	0.0	0.0	0.0
Newspaper advertising sales, print only.....		513110-1111	0.3	0.0	0.0	0.0	0.0	0.0
Newspaper advertising sales, digital only and print and digital bundled.....		513110-1112	0.0	0.0	0.0	0.0	0.0	0.0
Newspaper subscription and single copy sales.....		513110-112	11.8	0.0	0.0	0.0	0.0	0.0
Newspaper subscriptions, print only.....		513110-1121	13.1	0.0	0.0	0.0	0.0	0.0
Newspaper subscriptions, online only and print and online bundled.....		513110-1122	1.7	0.0	0.1	0.1	0.0	0.0
Periodical publishers.....	51312		-	-0.1	0.2	1.0	1.4	0.0
Periodical publishers.....	513120		-	-0.1	0.2	1.0	1.4	0.0
Primary services.....		513120-P	-	0.0	0.0	0.0	0.0	0.0
Periodical publishing.....		513120-1	-	0.0	0.0	0.0	0.0	0.0
Periodical publishing from print publishers.....		513120-11	0.3	0.0	0.0	0.0	0.0	0.0
Periodicals, advertising sales.....		513120-111	5.2	0.0	0.0	0.0	0.0	0.0
Periodicals, subscriptions and single copy sales.....		513120-112	-7.3	0.0	0.0	0.0	0.0	0.0
Specialized business and professional periodicals, subscriptions and single copy sales.....		513120-1121	1.2	0.0	0.0	0.0	0.0	0.0
General and consumer periodicals, subscriptions and single copy sales.....		513120-1122	-10.3	0.0	0.0	0.0	0.0	0.0
Book publishers.....	51313		-	0.8	0.5	0.3	-0.2	-0.7
Book publishers.....	513130		-	0.8	0.5	0.3	-0.2	-0.7
Primary services.....		513130-P	-	0.9	0.5	0.3	-0.2	-0.8
Book publishing from print publishers.....		513130-1	5.3	0.9	0.5	0.3	-0.2	-0.8
Print book publishing.....		513130-101	5.3	0.9	0.5	0.3	-0.2	-0.8
General adult and juvenile book publishing.....		513130-1011	3.2	0.5	1.6	1.4	0.5	-2.0
General adult book publishing.....		513130-10111	4.0	-0.8	2.2	2.2	0.4	-0.2
Juvenile book publishing.....		513130-10112	1.9	1.8	1.0	0.6	0.7	-3.9
Textbook publishing, including teachers' editions and workbooks.....		513130-1012	2.5	1.1	-0.7	0.0	-1.4	-1.1
College textbook publishing.....		513130-10121	-4.9	4.0	-2.5	-0.1	-5.1	-4.2
Elementary and high school textbook publishing.....		513130-10122	5.6	0.0	0.0	0.0	0.0	0.0
Technical, scientific, and professional book publishing.....		513130-1013	10.0	1.0	0.0	0.0	0.0	0.0
General reference book publishing.....		513130-1014	-0.8	-0.6	1.5	-0.9	0.0	0.7
Religious book publishing.....		513130-1015	4.0	5.1	0.9	-0.9	-0.9	0.4
Directory and mailing list publishers.....	51314		-	0.4	-0.4	0.6	1.0	-0.5
Directory and mailing list publishers.....	513140		-	0.4	-0.4	0.6	1.0	-0.5
Primary services.....		513140-P	-	0.5	-0.4	0.6	1.1	-0.5
Directory and mailing list publishing.....		513140-1	-	0.5	-0.4	0.6	1.1	-0.5
Directory and mailing list publishing from print publishers.....		513140-11	8.3	1.5	-3.3	2.7	0.7	-2.5
Directory and mailing list publishing from print - ad sales incl. phone directory listings.....		513140-111	9.7	0.0	0.0	0.0	0.0	0.0
Directory and mailing list publishing from print - subscription, content, and licensing sales.....		513140-112	3.9	2.6	-5.4	4.6	1.2	-4.1
Directory and mailing list publishing from Internet publishers.....		513140-12	-	0.1	0.4	0.0	1.2	0.1

See footnotes at end of table.

Table 12. Producer price index percentage changes for the net output of selected industries and their products, not seasonally adjusted — Continued
[August 2023]

Title ¹	Industry code	Product code	Unadjusted 12-month percent change ²	Unadjusted 1-month percent change ²				
				Aug. 2022 to Aug. 2023 ^P	Mar. to Apr.	Apr. to May ^P	May to June ^P	June to July ^P
Other publishers.....	51319		-	-0.1	0.1	0.6	0.1	-0.4
Greeting card publishers.....	513191		-	-0.1	0.1	0.0	0.1	-0.1
Primary services.....		513191-P	-	-0.1	0.1	0.0	0.1	-0.1
Greeting card publishing.....		513191-1	-	-0.1	0.1	0.0	0.1	-0.1
Greeting card publishing from print publishers.....		513191-101	1.5	-0.1	0.1	0.0	0.1	-0.1
All other publishers.....	513199		-	0.1	0.2	2.2	-0.1	-1.0
Primary services.....		513199-P	-	0.1	0.2	2.6	-0.1	-1.2
All other publishing including yearbooks, art prints, patterns, and trading cards. . . .		513199-1	-	0.1	0.2	2.6	-0.1	-1.2
All other publishing including yearbooks, art prints, patterns, and trading cards, from print.....		513199-11	5.7	0.1	0.2	2.6	-0.1	-1.2
Other receipts.....		513199-SM	-	0.0	0.0	-	-	-
Software publishers.....	5132		5.3	-0.6	1.9	0.4	0.1	1.5
Software publishers.....	51321		5.3	-0.6	1.9	0.4	0.1	1.5
Software publishers.....	513210		5.3	-0.5	1.9	0.4	0.1	1.5
Primary services.....		513210-P	3.9	-0.6	0.7	0.4	0.1	1.3
Software publishing, except games.....		513210-5	4.6	-0.7	1.0	0.4	0.1	1.4
System & application software publishing, excluding maintenance, tech support & games.....		513210-505	4.6	-0.3	1.0	0.4	-0.4	1.6
System software publishing.....		513210-50501	7.0	0.0	0.1	0.9	1.1	1.4
Application software publishing.....		513210-50502	1.6	-0.6	2.2	-0.2	-2.2	1.9
Desktop and portable device application software publishing.....		513210-505021	1.6	-2.5	3.1	0.7	-1.7	-0.7
Other application software publishing.....		513210-505022	1.0	0.5	1.6	-0.7	-2.5	3.5
Software maintenance, technical support, and other services related to software publishing.....		513210-506	7.1	-4.5	1.1	0.1	4.8	0.0
Game software publishing.....		513210-7	-4.0	0.8	-3.1	1.0	-0.6	0.1
Other receipts.....		513210-SM	-	0.0	15.2	0.0	0.0	-
Broadcasting, except Internet.....	516		-13.4	2.3	1.8	-2.6	-2.7	-5.5
Radio and television broadcasting.....	5161		-6.2	0.3	-0.5	-0.8	-3.2	0.2
Radio broadcasting.....	51611		-3.4	-1.1	4.3	-2.5	-4.1	2.5
Radio broadcasting stations.....	516110		-3.4	-1.1	4.3	-2.5	-4.1	2.5
Primary services.....		516110-P	-3.3	-1.1	4.4	-2.5	-4.2	2.6
Radio station services.....		516110-1	-2.9	-1.1	4.4	-2.5	-4.2	2.6
Radio station advertising sales.....		516110-101	-3.4	-1.3	5.3	-3.0	-5.0	3.1
Radio station advertising sales, local.....		516110-10101	1.1	-1.3	5.2	-3.9	-4.2	3.9
Radio station advertising sales, national and regional.....		516110-10102	-14.2	-1.5	5.4	-0.5	-6.9	1.2
Other radio station services.....		516110-102	0.0	0.0	0.0	0.0	0.0	0.0
Other receipts.....		516110-SM	0.2	0.0	0.0	0.0	-0.1	0.0
Television broadcasting.....	51612		-7.7	0.7	-1.9	-0.2	-3.0	-0.6
Television broadcasting stations.....	516120		-7.7	0.7	-1.9	-0.2	-3.0	-0.6
Primary services.....		516120-P	-10.5	0.4	-1.8	-0.2	-2.8	-0.5
Television station advertising sales.....		516120-3	-17.1	0.7	-3.1	-0.3	-4.7	-0.9
Other television station broadcasting services.....		516120-4	0.0	0.0	0.0	0.0	0.0	0.0
Other receipts.....		516120-SM	23.1	4.9	0.0	-0.5	-0.6	0.0
Cable and other subscription programming.....	5162		-16.6	3.2	2.7	-3.3	-2.5	-8.0
Cable and other subscription programming.....	51621		-16.6	3.2	2.7	-3.3	-2.5	-8.0
Media streaming dist svcs, social networks, and other media networks and content providers.....	516210		-16.5	3.2	2.7	-3.3	-2.5	-8.0
Primary services.....		516210-P	-16.7	3.2	3.1	-3.7	-2.5	-8.1
Cable networks.....		516210-1	-25.6	4.9	2.1	-5.0	-1.4	-14.5
Cable network advertising services.....		516210-11	-22.3	5.6	2.2	-5.7	-1.6	-16.6
Cable network programming services.....		516210-12	5.0	0.0	1.5	0.0	0.0	0.0
Radio network and national syndication services.....		516210-3	-4.8	-0.1	15.9	-3.6	-13.4	11.9
Telecommunications.....	517		3.8	0.2	-0.1	0.1	-0.1	0.4
Wired and wireless telecommunications carriers.....	5173		3.8	0.2	-0.1	0.1	-0.1	0.4
Wired and wireless telecommunications carriers.....	51731		3.8	0.2	-0.1	0.1	-0.1	0.4
Wired telecommunications carriers.....	517311		5.9	0.3	-0.6	0.2	-0.1	0.6
Primary products.....		517311-P	5.9	0.3	-0.6	0.2	-0.1	0.6
Local telephone service, except private lines.....		517311-1	3.4	0.7	0.4	-0.1	0.0	0.2
Residence local telephone service.....		517311-111	5.0	0.7	0.7	0.0	0.0	0.5
Business and other local telephone service.....		517311-112	0.5	0.6	-0.3	-0.4	0.0	-0.4

See footnotes at end of table.

Table 12. Producer price index percentage changes for the net output of selected industries and their products, not seasonally adjusted — Continued
 [August 2023]

Title ¹	Industry code	Product code	Unadjusted 12-month percent change ²	Unadjusted 1-month percent change ²				
			Aug. 2022 to Aug. 2023 ^P	Mar. to Apr.	Apr. to May ^P	May to June ^P	June to July ^P	July to Aug. ^P
Wired telecommunications carriers - Continued								
Public switched toll service.....		517311-2	7.1	1.9	0.9	-0.8	1.3	-0.4
Residence switched toll service.....		517311-21	10.6	2.3	2.7	0.3	-0.3	0.4
Business switched toll and other toll service.....		517311-22	3.8	1.6	-0.8	-1.9	2.9	-1.2
Private line telephone service.....		517311-3	5.6	0.2	0.7	0.0	0.6	2.0
All-distance telephone service.....		517311-4	3.7	0.7	-0.5	1.0	1.7	0.2
Residential all-distance telephone service.....		517311-401	7.6	0.8	0.7	3.5	1.4	0.2
Business all-distance telephone service.....		517311-402	0.2	0.5	-1.6	-1.3	2.0	0.1
Video programming distribution.....		517311-5	9.8	0.6	0.0	1.0	-0.4	0.3
Video programming subscriber services.....		517311-501	11.4	0.6	0.0	1.0	-0.4	0.3
Advertising services.....		517311-502	-10.2	0.0	0.0	0.0	0.0	0.0
Internet access services.....		517311-6	0.6	-0.1	-0.8	0.6	-0.2	-0.7
Residential Internet access services.....		517311-601	1.8	-0.2	-0.2	0.6	-0.2	-0.1
Business Internet access services.....		517311-602	-0.5	0.0	-2.2	0.8	-0.3	-2.1
Bundled access services.....		517311-7	6.8	0.0	-1.5	0.0	-0.3	1.5
Other wired telecommunications services.....		517311-9	0.0	0.0	0.0	0.0	0.0	0.0
Wireless telecommunications carriers.....	517312		0.5	0.0	0.8	0.0	0.0	0.0
Primary services.....		517312-P	0.5	0.0	0.8	0.0	0.0	0.0
Wireless telecommunications services.....		517312-1	0.5	0.0	0.8	0.0	0.0	0.0
Data processing and related services.....	5182		1.5	0.0	0.1	0.2	0.2	0.1
Data processing and related services.....	51821		1.5	0.0	0.1	0.2	0.2	0.1
Data processing, hosting and related services.....	518210		1.5	0.0	0.1	0.2	0.2	0.1
Primary services.....		518210-P	1.9	0.0	0.1	0.2	0.3	0.1
Business process management services.....		518210-1	0.2	0.1	0.0	0.0	0.0	0.0
Data management, information transformation, and related services.....		518210-4	0.1	0.0	0.0	0.0	0.1	0.0
Hosting, ASP, and other IT infrastructure provisioning services.....		518210-5	3.3	-0.1	0.2	0.4	0.5	0.2
Other receipts.....		518210-SM	0.0	0.0	0.0	0.0	0.0	0.0
Depository credit intermediation.....	5221		21.1	2.7	-0.5	1.2	-1.4	2.0
Commercial banking.....	52211		22.3	2.8	-0.6	1.2	-1.5	2.1
Commercial banking.....	522110		22.3	2.8	-0.6	1.2	-1.5	2.1
Primary services.....		522110-P	22.3	2.8	-0.6	1.2	-1.5	2.1
Loan services.....		522110-1	23.3	3.8	-1.0	-0.4	-2.0	3.8
Residential real estate loans, except home equity.....		522110-101	-18.4	4.0	-2.9	-3.7	-0.9	1.2
Nonresidential real estate loans.....		522110-102	44.6	4.4	-2.0	0.7	-2.3	3.8
Home equity loans.....		522110-103	27.3	2.5	0.8	-0.4	-1.6	8.5
Commercial, industrial, and agricultural loans, except real estate.....		522110-105	39.9	3.4	1.3	-0.8	-1.5	3.6
New and used auto and truck loans.....		522110-106	-14.3	5.1	-2.8	-5.9	-5.7	10.8
Credit cards, overdraft credit, and related plans.....		522110-107	17.9	2.1	-1.4	1.9	-1.6	2.4
Other loan services.....		522110-108	-0.6	3.8	-3.1	0.9	-3.7	2.3
Deposit services.....		522110-2	24.3	0.8	0.1	5.8	-0.4	-2.3
Demand deposits.....		522110-201	36.1	-0.7	1.2	8.2	0.8	0.5
Time and other deposits.....		522110-202	14.1	2.1	-0.9	3.7	-1.6	-5.0
Trust services.....		522110-3	6.0	0.0	2.6	0.0	0.0	5.2
Other banking services.....		522110-4	-0.2	0.0	0.0	0.0	0.0	0.0
Savings institutions.....	52218		3.3	0.7	1.5	1.2	-0.8	0.0
Savings institutions and other depository credit intermediation.....	522180		3.3	0.7	1.5	1.2	-0.8	0.0
Primary services.....		522180-P	3.3	0.7	1.5	1.2	-0.8	0.0
Loan services.....		522180-1	12.4	2.1	2.0	1.3	0.3	0.6
Residential real estate loans, except home equity.....		522180-101	-1.2	-2.9	2.3	-1.0	3.3	-2.0
Nonresidential real estate loans.....		522180-102	12.1	-0.5	1.9	2.9	-1.6	0.5
Home equity loans.....		522180-103	23.4	2.6	0.0	0.4	1.1	-1.2
Commercial, industrial, and agricultural loans, except real estate.....		522180-105	54.5	1.7	5.4	0.1	0.1	2.9
New and used auto and truck loans.....		522180-106	26.6	3.7	4.3	2.1	-0.2	4.7
Credit cards, overdraft credit, and related plans.....		522180-109	25.8	11.3	2.3	3.6	-1.1	3.9
Other loan services.....		522180-111	3.9	6.6	-4.7	1.2	1.5	-4.1
Deposit services.....		522180-2	-15.1	-3.3	0.4	1.0	-3.4	-1.5
Demand deposits.....		522180-201	28.4	1.0	1.1	4.0	-0.1	-2.6
Time and other deposits.....		522180-202	-24.1	-4.6	0.2	0.0	-4.4	-1.1
Trusts and other banking services.....		522180-3	19.5	12.3	0.0	0.0	0.0	0.0
Security, commodity contracts and like activity.....	523		19.9	2.0	0.4	-0.2	3.9	1.5
Securities and commodity contracts intermediation and brokerage.....	5231		38.4	-0.1	3.9	-0.3	0.6	2.8

See footnotes at end of table.

Table 12. Producer price index percentage changes for the net output of selected industries and their products, not seasonally adjusted — Continued
 [August 2023]

Title ¹	Industry code	Product code	Unadjusted 12-month percent change ²	Unadjusted 1-month percent change ²				
				Aug. 2022 to Aug. 2023 ^P	Mar. to Apr.	Apr. to May ^P	May to June ^P	June to July ^P
Investment banking and securities intermediation.....	52315		-	-0.1	3.9	-0.3	0.6	2.8
Investment banking and securities intermediation.....	523150		-	-0.1	3.9	-0.3	0.6	2.8
Primary services.....		523150-P	-	-0.1	3.9	-0.3	0.6	2.8
Securities brokerage.....		523150-1	37.5	2.9	3.2	-0.7	1.4	2.7
Brokerage services.....		523150-101	2.2	0.2	4.3	-2.4	0.7	0.0
Brokerage services, equities and ETFs.....		523150-1011	3.3	0.4	11.7	-5.8	1.7	0.0
Brokerage services, all other securities.....		523150-1012	0.1	0.1	-0.2	-0.1	0.0	0.0
Other securities related services including margin lending and mutual fund sales.....		523150-102	55.0	4.1	2.7	0.1	1.7	3.9
Investment banking and securities dealing.....		523150-2	39.4	-2.2	4.4	-0.1	0.1	2.8
Dealer transactions.....		523150-201	-3.7	-11.8	4.4	-0.3	-0.1	-1.4
Dealer transactions, equity securities.....		523150-2011	2.0	-20.1	15.5	0.0	1.2	1.5
Dealer transactions, debt securities and all other trading.....		523150-2012	-12.0	-1.4	-6.9	-0.7	-1.7	-5.0
Investment banking services.....		523150-202	9.2	-0.8	1.4	-0.4	-0.1	1.9
Other securities dealing services.....		523150-203	143.2	3.2	6.2	0.2	0.3	5.7
Portfolio management and investment advice.....	52394		-	4.0	-2.5	0.0	6.9	0.5
Portfolio management and investment advice.....	523940		-	4.0	-2.5	0.0	6.9	0.5
Primary services.....		523940-P	-	4.0	-2.5	0.0	6.9	0.5
Portfolio management.....		523940-1	8.0	4.3	-3.0	-0.4	7.3	0.5
Mutual fund and exchange traded fund management.....		523940-11	-6.7	4.9	-8.7	-0.3	4.0	0.8
Management of equity funds.....		523940-1101	-10.0	8.8	-13.6	-0.4	6.5	1.3
Management of bond funds.....		523940-1102	-4.4	-4.0	0.4	-0.7	-0.1	0.0
Management of other funds.....		523940-1103	4.8	1.1	0.2	0.1	0.3	0.0
Private portfolio management.....		523940-12	17.2	3.9	0.3	-0.4	9.0	0.3
Management of equity private portfolios.....		523940-1201	24.0	6.3	0.5	-0.6	13.7	0.4
Management of bond private portfolios.....		523940-1202	3.0	1.6	0.0	-0.1	1.4	0.0
Management of other private portfolios.....		523940-1203	9.7	0.0	-0.1	0.0	3.1	0.1
Investment advice.....		523940-2	8.2	2.4	0.7	1.9	5.2	0.4
Investment advisory services.....		523940-21	8.2	2.4	0.7	1.9	5.2	0.4
Insurance carriers and related activities.....	524		3.6	0.2	0.1	0.7	0.0	0.2
Insurance carriers.....	5241		3.7	0.2	0.1	0.7	0.0	0.3
Direct life/health/medical insurance carriers.....	52411		2.1	0.0	-0.1	0.0	-0.1	0.3
Direct life insurance carriers.....	524113		-1.0	0.0	-0.4	0.0	-0.2	0.0
Primary services.....		524113-P	-1.0	0.0	-0.4	0.0	-0.2	0.0
Life insurance policies.....		524113-1	-1.1	0.0	-0.5	0.0	-0.3	0.0
Individual life insurance policies.....		524113-101	-1.7	0.0	-0.7	0.0	-0.4	0.0
Term life insurance policies.....		524113-10101	-5.3	0.0	0.0	0.0	0.0	0.0
Whole life insurance policies.....		524113-10102	0.0	0.0	0.0	0.0	0.0	0.0
Universal life insurance policies.....		524113-10103	-4.8	0.0	-3.0	0.0	-2.1	0.0
Variable-universal and other individual life insurance policies.....		524113-10105	0.1	0.0	0.0	0.0	0.1	0.0
Group life insurance policies.....		524113-102	1.3	-0.2	0.0	0.0	0.0	0.0
Annuities.....		524113-2	0.3	0.3	0.0	-0.1	0.5	0.0
Variable deferred annuities.....		524113-201	-0.3	0.0	0.0	0.0	0.1	0.0
Fixed-rate deferred annuities.....		524113-202	2.8	0.8	0.0	0.0	1.4	0.0
Immediate annuities.....		524113-203	-5.0	0.7	0.2	-0.8	0.1	0.0
Disability insurance policies.....		524113-3	0.0	0.0	0.0	0.0	0.0	0.0
Direct health and medical insurance carriers.....	524114		3.2	0.0	0.0	0.0	0.0	0.4
Primary services.....		524114-P	3.3	0.0	0.0	0.0	0.0	0.4
Medical service plans.....		524114-1	3.3	0.0	0.0	0.0	0.0	0.4
Comprehensive medical service plans.....		524114-101	6.3	0.1	0.0	0.0	0.0	0.9
Group managed care medical service plans.....		524114-10101	4.4	0.2	-0.1	0.1	0.0	0.0
Group fee-for-service medical service plans.....		524114-10102	11.3	0.0	0.0	0.0	0.0	7.3
Individual comprehensive medical service plans.....		524114-10103	6.9	0.0	0.0	0.0	0.0	0.0
Non-comprehensive medical service plans.....		524114-103	1.0	0.0	0.0	0.0	0.0	0.0
Dental service plans.....		524114-10301	1.8	0.0	0.1	0.1	0.2	0.0
Supplemental Medicare service plans.....		524114-10302	2.3	0.0	0.0	0.0	0.0	0.0
Other medical service plans.....		524114-10303	-0.1	0.0	0.0	0.0	-0.1	0.0
Indemnity health insurance plans.....		524114-2	0.1	0.0	0.0	0.0	0.0	0.0
Other direct insurance carriers.....	52412		7.3	0.6	0.5	2.1	0.1	0.2
Direct property and casualty insurers.....	524126		7.3	0.6	0.5	2.1	0.1	0.2
Primary services.....		524126-P	7.3	0.6	0.5	2.1	0.1	0.2
Private passenger auto insurance.....		524126-1	11.3	0.7	0.7	4.2	0.1	0.0

See footnotes at end of table.

Table 12. Producer price index percentage changes for the net output of selected industries and their products, not seasonally adjusted — Continued
[August 2023]

Title ¹	Industry code	Product code	Unadjusted 12-month percent change ²	Unadjusted 1-month percent change ²				
				Aug. 2022 to Aug. 2023 ^P	Mar. to Apr.	Apr. to May ^P	May to June ^P	June to July ^P
Direct property and casualty insurers - Continued								
Homeowner's insurance.....		524126-2	4.6	1.2	0.5	0.9	0.3	0.1
Commercial auto insurance.....		524126-3	2.4	0.4	0.5	1.1	0.4	0.0
Non-auto liability insurance.....		524126-4	4.2	0.0	1.4	-0.1	0.4	1.9
Medical malpractice insurance.....		524126-402	-0.1	0.0	0.9	0.0	0.0	0.0
Product and other non-auto liability insurance.....		524126-403	5.1	-0.1	1.4	-0.1	0.5	2.2
Commercial multiple peril insurance.....		524126-5	7.5	0.0	0.0	0.0	-0.2	0.0
Worker's compensation insurance.....		524126-6	1.5	0.0	0.0	-0.2	0.0	0.0
Other property and casualty insurance.....		524126-7	2.1	0.4	0.1	0.0	-0.4	0.0
Insurance agencies and brokerages.....	52421		0.3	0.0	0.0	0.0	-0.5	0.0
Insurance agencies and brokerages.....	524210		0.3	0.0	0.0	0.0	-0.5	0.0
Primary services.....		524210-P	0.3	0.0	0.0	0.0	-0.5	0.0
Sale of property and casualty insurance.....		524210-1	0.4	0.0	0.0	0.0	-0.8	0.0
Sale of personal property and casualty insurance.....		524210-101	1.8	0.0	0.0	0.0	0.1	0.0
Sale of private passenger auto insurance.....		524210-10101	2.3	0.0	0.0	0.0	0.1	0.0
Sale of homeowner's insurance.....		524210-10102	0.8	0.0	0.0	0.0	0.0	0.0
Sale of other personal property and casualty insurance.....		524210-10103	1.3	-0.2	0.0	0.0	0.0	0.0
Sale of commercial property and casualty insurance.....		524210-102	-1.1	0.0	0.0	0.0	-1.8	0.0
Sale of life insurance and annuities.....		524210-2	0.2	0.0	0.0	0.0	0.0	0.0
Sale of health and medical insurance.....		524210-3	0.2	0.0	0.1	0.0	0.0	0.0
Sale of other insurance.....		524210-4	0.0	0.0	0.0	0.0	0.1	0.0
Lessors of nonresidential buildings (except miniwarehouses).....	53112		2.1	2.6	0.0	1.6	-1.1	3.4
Lessors of nonresidential buildings.....	531120		2.1	2.6	0.0	1.6	-1.1	3.4
Primary services.....		531120-P	2.1	2.6	0.0	1.6	-1.1	3.4
Leasing of shopping centers and retail stores.....		531120-1	-0.2	3.7	-0.9	2.6	-3.1	3.6
Leasing of professional and office buildings.....		531120-2	3.6	0.7	-0.1	-1.5	0.7	2.9
Leasing of manufacturing and industrial buildings.....		531120-3	2.6	0.5	-0.1	-0.7	0.3	0.2
Leasing of other nonresidential buildings and facilities.....		531120-7	2.7	7.5	3.2	10.3	-1.1	6.6
Lessors of miniwarehouse and self storage units.....	53113		5.0	0.9	-0.1	1.0	0.3	0.7
Miniwarehouse and self-storage unit operators.....	531130		5.0	0.9	-0.1	1.0	0.3	0.7
Primary services.....		531130-P	5.0	0.9	-0.1	1.0	0.3	0.7
Miniwarehouse and self-storage unit operation.....		531130-1	5.0	0.9	-0.1	1.0	0.3	0.7
Offices of real estate agents and brokers.....	5312		3.1	0.4	1.0	1.2	0.7	1.5
Offices of real estate agents and brokers.....	53121		3.1	0.4	1.0	1.2	0.7	1.5
Offices of real estate agents and brokers.....	531210		3.1	0.4	1.0	1.2	0.7	1.5
Primary services.....		531210-P	3.1	0.4	1.0	1.2	0.7	1.5
Real estate brokerage, residential property sales and leases.....		531210-1	4.4	0.6	1.3	1.5	1.0	1.7
Real estate brokerage, nonresidential property sales and leases including land sales and leases.....		531210-6	-2.1	-0.4	-0.3	0.3	-0.6	0.3
Real estate brokerage, nonresidential property sales including land sales.....		531210-601	-3.6	-0.6	-0.5	0.4	-0.9	0.5
Real estate brokerage, nonresidential property leases including land leases.....		531210-602	1.1	0.0	0.0	0.2	0.0	-0.1
Real estate property managers.....	53131		4.2	0.9	0.4	0.0	1.5	0.3
Residential property managers.....	531311		1.3	0.5	0.7	-0.2	0.8	0.1
Primary services.....		531311-P	1.3	0.5	0.7	-0.2	0.8	0.1
Residential property management services.....		531311-1	1.3	0.5	0.7	-0.2	0.8	0.1
Nonresidential property managers.....	531312		10.4	1.5	-0.1	0.3	2.7	0.6
Primary services.....		531312-P	10.4	1.5	-0.1	0.3	2.7	0.6
Nonresidential property management services.....		531312-1	10.4	1.5	-0.1	0.3	2.7	0.6
Offices of real estate appraisers.....	531320		-4.6	-1.3	-1.3	-0.2	0.0	0.0
Primary services.....		531320-P	-4.6	-1.3	-1.3	-0.2	0.0	0.0
Real estate appraisal services.....		531320-1	-4.6	-1.3	-1.3	-0.2	0.0	0.0
Automotive equipment rental and leasing.....	5321		-4.5	-1.2	-1.2	2.8	2.5	-0.5
Passenger car rental and leasing.....	53211		-6.1	-1.9	-1.2	3.3	4.0	-0.5
Passenger car rental.....	532111		-6.1	-1.9	-1.2	3.3	4.0	-0.5
Primary services.....		532111-P	-6.1	-1.9	-1.2	3.3	4.0	-0.5
Standard passenger car rental.....		532111-2	-8.4	-2.7	-1.6	4.4	5.5	-0.8
Passenger car rental for business travel.....		532111-211	-0.9	-1.7	6.1	3.6	-3.7	0.6
Passenger car rental for leisure travel.....		532111-221	-11.2	-3.0	-4.3	4.7	8.9	-1.2
Replacement passenger car rental.....		532111-3	1.9	0.4	0.1	0.2	-0.3	0.2

See footnotes at end of table.

Table 12. Producer price index percentage changes for the net output of selected industries and their products, not seasonally adjusted — Continued
 [August 2023]

Title ¹	Industry code	Product code	Unadjusted 12-month percent change ²	Unadjusted 1-month percent change ²				
			Aug. 2022 to Aug. 2023 ^P	Mar. to Apr.	Apr. to May ^P	May to June ^P	June to July ^P	July to Aug. ^P
Truck, utility trailer and RV rental and leasing.....	53212		-0.5	0.2	-1.1	1.9	-0.5	-0.3
Truck, utility trailer, and RV rental and leasing.....	532120		-0.5	0.2	-1.1	1.9	-0.5	-0.3
Primary services.....		532120-P	-0.7	0.2	-1.4	2.3	-0.8	-0.4
Rental of trucks, truck trailers, RVs.....		532120-1	-5.5	0.5	-3.7	3.9	-1.6	-1.0
Leasing of trucks, truck trailers, and RVs.....		532120-4	2.7	0.0	0.1	1.3	-0.3	0.0
Other receipts.....		532120-SM	1.4	0.2	1.1	-1.3	2.1	0.1
Other heavy machinery rental and leasing.....	532412		5.4	0.2	0.2	-0.2	0.1	-0.1
Primary services.....		532412-P	1.7	0.1	0.2	-0.2	0.2	-0.1
Construction equipment rental and leasing.....		532412-1	2.5	0.2	0.3	-0.3	0.2	-0.2
Oilfield and well drilling equipment rental and leasing.....		532412-2	0.0	0.0	0.0	0.0	0.0	0.0
Other receipts.....		532412-SM	14.8	0.3	0.0	0.0	0.0	0.1
Legal services.....	5411		6.1	0.2	-0.2	0.0	0.6	-0.1
Offices of lawyers.....	54111		6.1	0.2	-0.2	0.0	0.6	-0.1
Offices of lawyers.....	541110		6.1	0.2	-0.2	0.0	0.6	-0.1
Primary services.....		541110-P	6.1	0.2	-0.2	0.0	0.6	-0.1
Labor and employment legal services.....		541110-A	5.7	-0.6	1.2	-0.7	1.5	0.9
Other legal services.....		541110-C	2.6	0.0	0.0	0.0	0.0	0.0
Real estate legal services.....		541110-2	6.9	0.0	0.9	-1.4	0.2	0.3
Civil negligence legal services.....		541110-3	6.3	0.2	-0.2	-0.1	-0.1	0.2
Defendant representation.....		541110-301	3.5	0.3	-0.5	-0.4	-0.2	0.1
Plaintiff representation.....		541110-302	10.5	0.0	0.3	0.3	0.0	0.3
Wills, estate planning, and probate.....		541110-6	10.5	0.0	0.0	0.0	0.0	0.0
Business and commercial legal services.....		541110-9	7.3	0.6	-0.6	0.4	1.0	-0.5
Tax legal services.....		541110-901	16.5	-0.2	0.0	0.0	-0.1	0.0
Intellectual property legal services.....		541110-902	8.1	1.4	-0.9	1.0	2.7	-2.0
Bankruptcy and other business and commercial legal services.....		541110-903	6.7	0.4	-0.6	0.3	0.7	-0.2
Offices of certified public accountants.....	541211		7.7	1.2	0.3	-0.5	1.7	0.6
Primary services.....		541211-P	8.7	0.9	0.4	0.0	2.0	0.6
Other accounting services.....		541211-A	1.2	-4.6	3.6	1.4	0.7	0.6
Financial auditing.....		541211-4	12.4	3.3	-0.3	-0.5	4.1	0.9
Tax preparation and planning.....		541211-5	7.4	0.2	0.0	0.1	0.3	0.3
Bookkeeping and compilation.....		541211-9	6.0	1.7	0.0	0.2	1.0	0.5
Other accounting services.....	541219		1.4	0.1	-1.0	-0.1	0.7	0.0
Primary services.....		541219-P	1.4	0.1	-1.0	-0.1	0.7	0.0
Other accounting services (non-CPA firms).....		541219-1	1.4	0.1	-1.0	-0.1	0.7	0.0
Architectural, engineering and related services.....	5413		2.8	0.3	0.1	0.1	0.1	0.0
Architectural services.....	54131		1.3	0.4	0.1	0.0	0.2	-0.1
Architectural services.....	541310		1.3	0.4	0.1	0.0	0.2	-0.1
Primary services.....		541310-P	1.5	0.5	0.1	0.0	0.2	-0.1
Residential building projects.....		541310-1	0.8	0.0	0.0	0.0	0.0	0.0
Nonresidential building projects.....		541310-7	1.7	0.7	0.1	0.0	0.2	-0.1
Commercial and industrial building projects.....		541310-71	1.5	0.4	0.1	0.0	0.0	0.0
Institutional building projects.....		541310-72	2.0	0.9	0.1	0.0	0.3	-0.3
Other architectural services, incl. historic restoration & architectural consulting services.....		541310-8	2.4	0.0	0.0	0.0	2.3	0.0
Engineering services.....	54133		3.1	0.3	0.1	0.1	0.1	0.0
Engineering services.....	541330		3.1	0.3	0.1	0.1	0.1	0.0
Primary services.....		541330-P	3.2	0.3	0.1	0.1	0.1	0.0
Building related engineering projects.....		541330-1	2.4	0.5	0.0	0.0	0.2	0.0
Residential building engineering projects.....		541330-101	0.0	0.0	0.0	0.0	0.0	0.0
Commercial, public, and institutional building engineering projects.....		541330-102	4.0	0.7	0.1	0.1	0.0	0.0
Industrial and manufacturing plant and process engineering projects.....		541330-103	2.1	0.5	0.0	0.0	0.3	0.0
Non-building related engineering projects.....		541330-2	3.8	0.2	0.1	0.1	0.1	0.0
Transportation engineering projects.....		541330-201	3.4	0.3	0.3	0.4	0.0	0.0
Highway and roadway engineering projects.....		541330-20101	2.8	0.3	0.3	0.4	0.0	0.0
Other transportation engineering projects, including mass transit engineering projects.....		541330-20102	4.3	0.3	0.3	0.4	0.1	0.0
Municipal utility and power generation and distribution engineering projects.....		541330-202	5.6	0.4	0.0	0.0	0.2	0.0
All other non-building related engineering projects.....		541330-203	3.2	0.1	0.0	0.0	0.0	0.0
Other receipts.....		541330-SM	1.4	0.1	0.4	0.5	0.0	-0.1
Management and technical consulting services.....	5416		2.4	1.7	-0.1	2.4	-0.7	0.1

See footnotes at end of table.

Table 12. Producer price index percentage changes for the net output of selected industries and their products, not seasonally adjusted — Continued
 [August 2023]

Title ¹	Industry code	Product code	Unadjusted 12-month percent change ²	Unadjusted 1-month percent change ²				
			Aug. 2022 to Aug. 2023 ^P	Mar. to Apr.	Apr. to May ^P	May to June ^P	June to July ^P	July to Aug. ^P
Management consulting services.....	54161		2.4	1.7	-0.1	2.4	-0.7	0.1
Management consulting services.....	541610		2.6	2.0	-0.5	2.8	-1.0	0.1
Primary services.....		541610-P	2.8	2.3	-0.8	3.1	-1.2	0.1
Administrative and general management consulting services.....		541610-1	2.7	3.8	-1.6	5.1	-2.2	0.0
Marketing consulting services.....		541610-3	0.2	0.1	0.0	0.0	0.0	0.0
Process, physical distribution and logistics consulting services.....		541610-4	9.1	0.4	1.5	-0.4	1.2	1.5
Human resources consulting services.....		541610-5	6.6	-0.2	0.5	0.8	0.2	0.0
Advertising agencies.....	54181		0.9	0.0	0.3	-0.1	0.0	0.0
Advertising agencies.....	541810		0.9	0.0	0.3	-0.1	0.0	0.0
Primary services.....		541810-P	0.9	0.0	0.3	-0.1	0.0	0.0
Advertising agency services.....		541810-4	0.9	0.0	0.3	-0.1	0.0	0.0
Advertising creative services billed separately.....		541810-401	0.2	0.0	0.0	-0.3	0.0	0.0
Advertising placement services, including bundled placement and creative services.....		541810-402	1.3	0.0	0.5	0.0	0.0	0.0
Other advertising services billed separately.....		541810-403	0.0	0.0	0.0	0.0	0.0	0.0
Other receipts.....		541810-SM	-	0.0	-	-	-	-
Employment services.....	5613		0.7	0.4	-0.1	-0.2	0.1	-0.1
Employee leasing services.....	56133		0.3	0.0	0.0	0.0	0.0	0.0
Professional employer organizations.....	561330		0.3	0.0	0.0	0.0	0.0	0.0
Primary services.....		561330-P	0.3	0.0	0.0	0.0	0.0	0.0
Co-employment staffing.....		561330-1	0.3	0.0	0.0	0.0	0.0	0.0
Staffing services (except PEOs).....	56138		1.0	0.8	-0.1	-0.4	0.1	-0.2
Staffing services (except PEOs).....	561380		1.0	0.8	-0.1	-0.4	0.1	-0.2
Primary services.....		561380-P	1.0	0.8	-0.1	-0.4	0.1	-0.2
Temporary help services.....		561380-1	0.7	0.7	-0.1	-0.4	0.1	-0.3
Temporary help services, office and clerical.....		561380-101	4.8	0.9	0.7	0.2	0.0	0.5
Temporary help services, light and heavy industrial.....		561380-102	3.7	2.7	0.0	0.0	0.4	0.0
Temporary help services, technical and professional.....		561380-103	0.8	0.1	0.0	-0.8	0.0	-0.7
Temporary help services, medical.....		561380-104	-10.8	-2.0	-0.5	-1.9	-0.8	-1.9
Temporary help services, other.....		561380-105	1.6	-0.3	-0.7	0.2	0.5	0.3
Employment placement services.....		561380-2	1.5	2.4	-1.0	-0.5	0.4	-0.1
Executive search services.....		561380-3	8.6	-0.7	-0.5	1.1	0.3	4.9
Travel agencies.....	56151		3.0	-0.8	0.1	0.3	0.5	1.7
Travel agencies.....	561510		3.0	-0.8	0.1	0.3	0.5	1.7
Primary services.....		561510-P	3.8	-1.2	0.2	0.5	0.8	2.6
Flight bookings.....		561510-1	-0.6	-4.0	0.0	-0.7	1.9	0.3
Domestic flight bookings.....		561510-111	-1.1	-9.7	0.2	-0.1	1.2	0.0
International flight bookings.....		561510-112	-0.2	0.6	-0.2	-1.1	2.3	0.4
Other travel agency services, except flight bookings.....		561510-2	6.8	0.6	0.3	1.3	0.1	4.0
Hotel and car rental bookings.....		561510-211	4.5	0.1	-1.2	-1.0	-1.5	0.4
Hotel bookings.....		561510-2111	0.4	0.1	-1.2	-1.0	-1.5	0.4
Car rental bookings.....		561510-2112	-16.7	2.9	-1.4	-1.6	1.4	0.0
Cruise and tour bookings.....		561510-222	8.5	1.9	1.9	5.0	1.5	0.7
Cruise bookings.....		561510-2221	10.4	1.8	1.6	6.4	2.8	1.8
Packaged tour bookings.....		561510-2222	-8.9	2.5	3.4	-0.9	-4.2	-4.4
All other travel agency services.....		561510-233	7.7	0.0	0.0	0.0	0.0	8.1
Security guards and patrol services.....	561612		10.7	0.1	2.1	0.1	0.2	3.2
Primary services.....		561612-P	10.7	0.1	2.1	0.1	0.2	3.2
Security guard services.....		561612-1	10.7	0.1	2.1	0.1	0.2	3.2
Janitorial services.....	56172		1.9	0.8	-0.2	0.0	-0.1	0.0
Janitorial services.....	561720		1.9	0.8	-0.2	0.0	-0.1	0.0
Primary services.....		561720-P	2.0	0.9	-0.2	0.0	-0.1	0.0
Janitorial cleaning services.....		561720-5	2.0	0.9	-0.2	0.0	-0.1	0.0
Nonresidential cleaning services.....		561720-51	2.2	1.0	-0.2	0.0	-0.1	0.0
Residential cleaning services.....		561720-52	0.0	0.0	0.0	0.0	0.0	0.0
Waste collection.....	5621		8.9	1.1	-0.1	-0.3	0.0	0.4
Waste collection.....	56211		8.9	1.1	-0.1	-0.3	0.0	0.4
Solid waste collection.....	562111		8.9	1.1	-0.1	-0.3	0.0	0.4
Primary services.....		562111-P	9.5	1.2	-0.2	-0.4	-0.1	0.4
Solid waste collection services.....		562111-2	9.5	1.2	-0.2	-0.4	-0.1	0.4

See footnotes at end of table.

Table 12. Producer price index percentage changes for the net output of selected industries and their products, not seasonally adjusted — Continued
 [August 2023]

Title ¹	Industry code	Product code	Unadjusted 12-month percent change ²	Unadjusted 1-month percent change ²				
			Aug. 2022 to Aug. 2023 ^P	Mar. to Apr.	Apr. to May ^P	May to June ^P	June to July ^P	July to Aug. ^P
Offices of physicians.....	6211		0.7	0.0	0.1	0.0	0.0	0.0
Offices of physicians.....	62111		0.7	0.0	0.1	0.0	0.0	0.0
Offices of physicians, except mental health.....	621111		0.7	0.0	0.1	0.0	0.0	0.0
Primary services.....		621111-P	0.6	0.0	0.1	0.0	0.0	0.0
One and two physician practices and single specialty group practices.....		621111-4	-0.2	0.1	0.0	0.0	0.0	0.0
General/family practice.....		621111-411	2.3	0.0	0.0	0.0	0.2	0.0
Internal medicine.....		621111-412	-3.0	0.0	0.0	0.0	0.0	0.0
General surgery and other surgical specialties.....		621111-413	-0.8	0.0	0.0	0.0	0.0	0.0
Pediatrics.....		621111-414	1.3	0.2	0.0	0.0	0.0	0.0
Obstetrics/gynecology.....		621111-415	2.7	0.0	0.0	0.0	0.0	0.0
Other specialty.....		621111-419	0.0	0.1	0.0	0.0	0.0	0.0
Multispecialty group practice.....		621111-5	2.4	-0.1	0.2	0.1	0.0	0.0
Offices of dentists.....	6212		3.7	-0.1	0.0	0.0	0.0	0.7
Offices of dentists.....	62121		3.7	-0.1	0.0	0.0	0.0	0.7
Offices of dentists.....	621210		3.7	-0.1	0.0	0.0	0.0	0.7
Primary services.....		621210-P	3.7	-0.1	0.0	0.0	0.0	0.8
Dental visits and consultations.....		621210-1	1.4	-0.5	0.0	0.0	0.0	1.4
Private insurance patients: dental visits and consultations.....		621210-11	2.4	-0.9	0.0	0.0	0.0	1.2
Medicare, Medicaid and all other patients: dental visits and consultations.....		621210-12	-0.1	0.2	0.0	0.0	0.0	1.6
Dental surgical intervention services.....		621210-2	1.0	0.1	0.0	0.0	0.0	0.0
Private insurance patients: dental surgical intervention services.....		621210-21	0.4	0.2	0.0	0.0	0.0	0.0
Medicare, Medicaid and all other patients: dental surgical intervention services..		621210-22	1.9	0.1	0.0	0.0	0.0	0.0
Dental non-surgical intervention services.....		621210-3	6.2	0.0	0.0	0.0	0.0	0.5
Private insurance patients: dental non-surgical intervention services.....		621210-31	3.9	0.0	0.0	0.0	0.0	0.4
Medicare, Medicaid and all other patients: dental non-surgical intervention services.....		621210-32	9.1	0.0	0.0	0.0	0.0	0.7
Medical and diagnostic laboratories.....	6215		0.4	0.0	0.1	0.0	0.0	0.0
Medical and diagnostic laboratories.....	62151		0.4	0.0	0.1	0.0	0.0	0.0
Medical laboratories.....	621511		-0.2	0.0	0.1	0.0	0.0	0.0
Primary services.....		621511-P	-0.2	0.0	0.1	0.0	0.0	0.0
Medical laboratory services.....		621511-2	-0.2	0.0	0.1	0.0	0.0	0.0
Medicare patients.....		621511-23	2.6	0.0	0.0	0.0	0.0	0.0
Medicaid patients.....		621511-24	-0.3	0.0	0.0	0.0	0.0	0.0
Private insurance patients.....		621511-25	-0.8	0.0	0.0	-0.1	-0.1	0.0
All other patients.....		621511-26	1.1	0.0	0.6	0.0	0.0	0.0
Diagnostic imaging centers.....		621512	1.5	0.0	0.0	0.0	0.0	0.0
Primary services.....		621512-P	1.5	0.0	0.0	0.0	0.0	0.0
Diagnostic imaging services.....		621512-4	1.5	0.0	0.0	0.0	0.0	0.0
Medicare and Medicaid patients.....		621512-41	0.4	0.0	0.0	0.0	0.0	0.0
Private insurance and all other patients.....		621512-42	1.8	0.0	0.0	0.0	0.0	0.0
Home health care services.....	6216		5.2	0.7	0.0	0.1	0.2	0.2
Home health care services.....	62161		5.2	0.7	0.0	0.1	0.2	0.2
Home health care services.....	621610		5.2	0.7	0.0	0.1	0.2	0.2
Primary services.....		621610-P	5.2	0.8	0.0	0.1	0.2	0.2
Medicare and Medicaid patients.....		621610-3	4.3	1.1	0.0	0.0	0.3	0.3
Medicare patients.....		621610-31	-0.1	0.0	0.0	0.0	0.0	0.0
Medicaid patients.....		621610-32	7.9	1.9	0.0	0.0	0.4	0.5
Private insurance and all other patients.....		621610-4	8.7	0.0	0.0	0.5	0.0	0.0
Private insurance patients.....		621610-41	3.3	0.0	0.0	0.0	0.0	0.0
All other patients.....		621610-42	11.4	0.0	0.0	0.5	0.0	0.0
Other receipts.....		621610-SM	5.5	0.0	0.0	0.0	1.2	0.3
All other ambulatory health care services.....	62199		5.7	0.1	2.1	0.0	0.6	0.1
Blood and organ banks.....	621991		5.7	0.1	2.1	0.0	0.6	0.1
Primary services.....		621991-P	5.7	0.1	2.2	0.0	0.6	0.0
Human blood services.....		621991-1	4.3	-0.1	1.2	0.2	0.8	-0.1
Human red blood and whole blood services.....		621991-12	2.6	0.1	0.1	0.2	0.9	-0.2
Human blood plasma services.....		621991-13	6.6	-0.2	2.6	0.2	0.8	-0.1
Human blood platelet and other blood services.....		621991-14	2.5	0.1	0.0	0.1	0.4	0.1
Human organ, bone, tissue, and other bank services.....		621991-2	9.5	0.5	4.2	-0.2	0.1	0.4
Other receipts.....		621991-SM	6.7	-0.1	0.1	0.0	0.4	2.6

See footnotes at end of table.

Table 12. Producer price index percentage changes for the net output of selected industries and their products, not seasonally adjusted — Continued
 [August 2023]

Title ¹	Industry code	Product code	Unadjusted 12-month percent change ²	Unadjusted 1-month percent change ²				
			Aug. 2022 to Aug. 2023 ^P	Mar. to Apr.	Apr. to May ^P	May to June ^P	June to July ^P	July to Aug. ^P
Hospitals.....	622		2.4	0.6	0.2	0.0	0.5	0.1
General medical and surgical hospitals.....	6221		2.6	0.6	0.2	0.0	0.5	0.1
General medical and surgical hospitals.....	62211		2.6	0.6	0.2	0.0	0.5	0.1
General medical and surgical hospitals.....	622110		2.6	0.6	0.2	0.0	0.5	0.1
Primary services.....		622110-P	2.8	0.6	0.2	0.0	0.5	0.1
Certain infectious and parasitic diseases.....		622110-201	1.0	0.1	1.1	0.0	0.0	0.0
Neoplasms.....		622110-202	1.5	0.2	0.0	-1.8	0.0	-0.5
Diseases of the blood & blood-forming organs & certain disorders involving the immune mechanism.....		622110-203	9.8	0.0	0.0	0.0	0.0	0.0
Endocrine, nutritional and metabolic diseases.....		622110-204	-0.9	0.5	0.4	-0.5	-2.5	2.9
Mental and behavioural disorders.....		622110-205	2.4	0.0	1.4	0.6	0.8	0.0
Diseases of the nervous system.....		622110-206	2.6	0.0	0.1	0.0	0.2	0.5
Diseases of the circulatory system.....		622110-209	3.3	0.1	0.0	0.1	0.5	0.1
Diseases of the respiratory system.....		622110-210	6.5	-0.1	-0.1	-0.1	6.0	0.1
Diseases of the digestive system.....		622110-211	5.2	0.3	0.3	-0.1	0.5	0.1
Diseases of the skin and subcutaneous tissue.....		622110-212	4.0	0.5	0.3	0.4	0.0	-0.1
Diseases of the musculoskeletal system and connective tissue.....		622110-213	2.9	0.4	0.2	0.5	0.4	0.0
Diseases of the genitourinary system.....		622110-214	4.0	0.9	0.0	0.0	0.0	1.0
Pregnancy, childbirth and the puerperium.....		622110-215	5.5	0.8	0.1	1.2	1.2	-0.7
Certain conditions originating in the perinatal period.....		622110-216	8.6	0.6	0.0	2.1	2.8	-0.4
Symptoms, signs and abnormal clinical and laboratory findings, not elsewhere classified.....		622110-218	5.0	2.2	0.0	0.4	-0.1	-0.1
Injury, poisoning and certain other consequences of external causes.....		622110-219	2.9	1.1	0.0	0.0	0.0	0.0
Factors influencing health status and contact with health services.....		622110-221	-2.6	1.0	0.5	-0.8	-0.5	0.1
Other diseases.....		622110-223	2.7	2.0	0.0	0.4	1.2	-0.4
Psychiatric and substance abuse hospitals.....	6222		2.7	0.1	1.7	0.0	0.4	-0.2
Psychiatric and substance abuse hospitals.....	62221		2.7	0.1	1.7	0.0	0.4	-0.2
Psychiatric and substance abuse hospitals.....	622210		2.7	0.1	1.7	0.0	0.4	-0.2
Primary services.....		622210-P	2.7	0.1	1.7	0.0	0.4	-0.2
Psychiatric hospitals.....		622210-3	3.1	0.1	2.2	0.0	0.6	-0.2
Medicare patients: psychiatric hospitals.....		622210-31	1.4	0.0	0.2	0.0	0.4	0.0
Medicaid patients: psychiatric hospitals.....		622210-32	6.9	0.0	5.3	0.0	1.0	-0.4
Private insurance and all other patients: psychiatric hospitals.....		622210-33	1.9	0.1	1.2	0.0	0.4	-0.1
Other specialty hospitals.....	6223		-1.3	1.1	0.0	0.6	0.6	0.0
Other specialty hospitals.....	62231		-1.3	1.1	0.0	0.6	0.6	0.0
Other specialty hospitals.....	622310		-1.3	1.1	0.0	0.6	0.6	0.0
Primary services.....		622310-P	-1.6	0.3	0.0	0.7	0.6	0.0
Specialty, except psychiatric and substance abuse, hospitals.....		622310-6	-1.6	0.3	0.0	0.7	0.6	0.0
Medicare patients.....		622310-61	0.1	0.0	0.1	0.0	-0.6	0.0
Medicaid patients.....		622310-62	3.0	-0.2	-0.6	0.1	1.0	0.0
Private insurance and all other patients.....		622310-63	-2.9	0.7	0.0	1.2	1.4	0.0
Nursing care facilities.....	6231		5.6	-0.4	-0.1	-0.1	1.6	0.4
Nursing care facilities.....	62311		5.6	-0.4	-0.1	-0.1	1.6	0.4
Nursing care facilities.....	623110		5.6	-0.4	-0.1	-0.1	1.6	0.4
Primary services.....		623110-P	5.9	-0.4	-0.1	-0.1	1.7	0.4
Medicare and Medicaid patients.....		623110-1	6.3	-0.4	-0.1	-0.1	2.1	0.5
Medicaid patients.....		623110-101	8.6	-0.7	-0.2	-0.2	3.4	0.8
Medicare patients.....		623110-102	2.6	0.1	0.0	0.0	0.0	0.0
Private insurance and all other patients.....		623110-3	5.3	-0.4	0.0	-0.1	1.2	0.3
Private insurance patients.....		623110-301	0.6	-0.3	0.0	0.0	0.9	0.0
All other patients.....		623110-302	6.3	-0.4	0.0	-0.1	1.3	0.3
Residential developmental disability homes.....	62321		8.9	2.3	0.1	0.0	2.3	0.0
Residential developmental disability homes.....	623210		8.9	2.3	0.1	0.0	2.3	0.0
Primary services.....		623210-P	7.8	0.4	0.1	-0.1	2.6	0.0
Residential intellectual and developmental disability services.....		623210-1	7.8	0.4	0.1	-0.1	2.6	0.0
Medicaid patients.....		623210-11	4.1	0.5	0.2	-0.1	2.2	0.0
Non-Medicaid patients.....		623210-12	24.7	0.0	0.0	0.0	4.4	0.0
Amusement and theme parks.....	7131		1.5	0.7	-1.6	-0.4	1.0	-4.5
Amusement and theme parks.....	71311		1.5	0.7	-1.6	-0.4	1.0	-4.5
Amusement and theme parks.....	713110		1.5	0.7	-1.6	-0.4	1.0	-4.5

See footnotes at end of table.

Table 12. Producer price index percentage changes for the net output of selected industries and their products, not seasonally adjusted — Continued
 [August 2023]

Title ¹	Industry code	Product code	Unadjusted 12-month percent change ²	Unadjusted 1-month percent change ²				
			Aug. 2022 to Aug. 2023 ^P	Mar. to Apr.	Apr. to May ^P	May to June ^P	June to July ^P	July to Aug. ^P
Amusement and theme parks - Continued								
Primary services.....		713110-P	1.5	0.4	-1.8	-0.4	1.0	-4.8
Amusement and theme park admissions.....		713110-1	1.6	0.6	-2.6	-0.9	1.4	-6.8
Amusement and theme park food and beverage sales.....		713110-2	6.7	0.3	-0.1	0.7	-0.3	0.0
Amusement and theme park merchandise sales, games, and other services.....		713110-3	-14.6	-4.0	0.3	0.1	1.5	-0.5
Other receipts.....		713110-SM	5.8	6.7	1.6	-0.6	0.5	0.5
Golf courses and country clubs.....	71391		6.3	0.0	-2.5	0.2	0.2	0.0
Golf courses and country clubs.....	713910		6.3	0.0	-2.5	0.2	0.2	0.0
Primary services.....		713910-P	6.3	0.0	-2.6	0.2	0.2	0.0
Membership dues and fees.....		713910-1	8.9	0.3	0.0	0.5	0.4	0.0
Greens and guest fees.....		713910-2	-1.4	-0.1	-12.4	-0.6	0.1	-0.2
Food and beverage sales.....		713910-3	7.7	-0.3	0.3	0.0	0.0	0.0
Equipment rentals and all other golf services.....		713910-4	3.8	0.0	4.3	0.0	0.0	0.0
Fitness and recreational sports centers.....	71394		3.9	0.0	0.0	-0.1	0.0	0.0
Fitness and recreational sports centers.....	713940		3.9	0.0	0.0	-0.1	0.0	0.0
Primary services.....		713940-P	3.7	0.0	0.0	-0.1	0.0	0.0
Fitness and recreational facility memberships.....		713940-1	3.4	0.0	0.0	0.0	0.0	0.0
Recreational facility admissions, classes, and other fitness center services.....		713940-2	4.5	0.0	0.0	-0.2	0.0	0.0
Other receipts.....		713940-SM	3.9	0.0	-0.1	0.0	0.0	0.0
Accommodation.....	721		4.8	-0.8	-1.8	4.7	0.8	-1.7
Accommodation.....	7211		4.8	-0.8	-1.8	4.7	0.8	-1.7
Hotels (exc casino hotels) and motels.....	72111		4.6	-0.2	-2.7	6.1	1.2	-2.8
Hotels and motels, except casino hotels.....	721110		4.7	-0.2	-2.7	6.1	1.2	-2.8
Primary services.....		721110-P	4.7	-0.3	-2.8	6.1	1.2	-2.9
Guestroom rental.....		721110-1	4.9	-0.2	-3.4	7.6	1.5	-3.8
Limited service hotels and motels guestroom rental.....		721110-101	2.5	-5.5	4.6	-0.5	5.3	-1.7
Full service hotels and motels guestroom rental.....		721110-102	4.2	4.0	0.4	11.0	-2.3	-3.0
Luxury and resort hotels guestroom rental.....		721110-103	2.5	-2.0	-12.0	8.0	4.6	-6.1
Hotel and motel food and beverage and related services.....		721110-2	2.1	-0.5	0.1	-0.2	0.3	0.6
Hotel and motel food and nonalcoholic beverage and related services.....		721110-201	2.4	-0.7	0.1	-0.3	0.4	0.6
Hotel and motel alcoholic beverage and related services.....		721110-202	0.9	0.3	0.3	0.1	0.0	0.2
Other hotel and motel services.....		721110-5	6.5	-0.8	-0.1	1.1	-0.7	2.7
Other receipts.....		721110-SM1	3.5	3.9	1.7	5.2	-0.6	3.4
Casino hotels.....	72112		5.1	-2.5	0.9	0.5	-0.7	1.9
Casino hotels.....	721120		5.1	-2.5	0.9	0.5	-0.7	1.9
Primary services.....		721120-P	5.0	-2.6	0.9	0.4	-0.7	1.9
Casino hotel guestroom rental.....		721120-1	23.2	-9.3	4.3	2.1	-1.1	12.3
Casino hotel food and beverage and related services.....		721120-2	4.9	1.7	-0.1	0.3	1.0	0.0
Casino hotel food and nonalcoholic beverage and related services.....		721120-201	5.0	1.0	0.3	0.4	1.5	0.1
Casino hotel alcoholic beverage and related services.....		721120-202	4.8	3.2	-0.9	0.0	-0.1	-0.2
Casino gaming receipts.....		721120-5	0.3	-1.7	0.2	0.0	-1.0	-0.7
Other casino hotel services.....		721120-6	2.5	0.0	0.0	0.0	0.0	0.0
Other receipts.....		721120-SM1	7.7	0.5	0.6	1.4	-0.9	6.6
Commercial machinery repair and maintenance.....	8113		7.9	0.8	0.1	0.0	1.1	0.0
Commercial machinery repair and maintenance.....	81131		7.9	0.8	0.1	0.0	1.1	0.0
Commercial machinery repair and maintenance.....	811310		7.9	0.8	0.1	0.0	1.1	0.0
Primary services.....		811310-P	7.1	0.7	0.1	0.0	1.2	0.0
Maintenance and repair services for agricultural, construction, and mining machinery.....		811310-5	12.0	2.7	0.0	0.0	0.0	0.0
Maintenance and repair services for commercial and service industry machinery.....		811310-6	5.3	0.0	0.0	0.0	4.8	0.0
Maintenance and repair services for industrial machinery.....		811310-7	5.9	0.0	0.0	0.0	0.0	0.0
Maintenance and repair services for general purpose machinery.....		811310-8	4.9	0.0	0.6	0.0	0.0	0.0
Special indexes								
New nonresidential building construction by contractor type/region.....	236400		4.4	-0.1	0.0	0.0	-1.3	0.2
General contractors.....		236400-1	4.1	0.1	0.1	0.1	-0.8	0.2
General contractors, Northeast.....		236400-11	3.3	0.6	-0.1	0.0	-0.8	0.0
General contractors, South.....		236400-12	4.7	-0.7	0.0	0.2	-0.2	0.1
General contractors, Midwest.....		236400-13	2.6	-0.4	0.0	-0.1	-0.6	0.4
General contractors, West.....		236400-14	4.8	1.2	0.3	0.1	-1.7	0.2
Plumbing, heating, and air conditioning contractors.....		236400-221	10.4	0.2	-0.1	0.2	0.5	0.8

See footnotes at end of table.

Table 12. Producer price index percentage changes for the net output of selected industries and their products, not seasonally adjusted — Continued
 [August 2023]

Title ¹	Industry code	Product code	Unadjusted 12-month percent change ²	Unadjusted 1-month percent change ²				
				Aug. 2022 to Aug. 2023 ^p	Mar. to Apr.	Apr. to May ^p	May to June ^p	June to July ^p
New nonresidential building construction by contractor type/region - Continued								
Plumbing, heating, and air conditioning contractors, Northeast.....		236400-2211	9.7	0.4	0.0	0.0	0.1	0.3
Plumbing, heating, and air conditioning contractors, South.....		236400-2212	13.8	-0.2	0.1	0.0	1.4	2.0
Plumbing, heating, and air conditioning contractors, Midwest.....		236400-2213	7.0	0.0	-0.4	0.0	0.0	-1.1
Plumbing, heating, and air conditioning contractors, West.....		236400-2214	9.3	0.8	-0.1	0.8	-0.1	1.2
Electrical contractors.....		236400-222	5.9	-4.2	0.1	-0.2	-1.8	-0.1
Electrical contractors, Northeast.....		236400-2221	7.0	-3.1	-0.1	0.3	-2.5	0.2
Electrical contractors, South.....		236400-2222	8.6	-3.9	0.6	-0.8	-1.3	0.0
Electrical contractors, Midwest.....		236400-2223	1.0	-5.4	0.0	0.0	-2.8	-0.3
Electrical contractors, West.....		236400-2224	5.4	-4.3	-0.2	0.2	-1.3	-0.2
Roofing contractors.....		236400-223	11.1	4.6	0.0	0.1	-0.4	-0.2
Roofing contractors, Northeast.....		236400-2231	9.0	1.7	0.0	0.0	-1.2	0.0
Roofing contractors, South.....		236400-2232	12.2	3.0	0.0	-0.1	1.3	0.0
Roofing contractors, Midwest.....		236400-2233	10.7	6.9	0.1	0.0	-1.0	-0.5
Roofing contractors, West.....		236400-2234	11.1	5.5	0.0	0.4	-1.4	-0.2
Poured concrete foundation and structure contractors.....		236400-224	-2.8	-0.5	-0.3	0.2	-2.9	-0.1
Poured concrete foundation and structure contractors, Northeast.....		236400-2241	-1.9	-0.9	-0.4	0.0	-2.0	0.0
Poured concrete foundation and structure contractors, South.....		236400-2242	-3.9	0.6	-0.3	0.0	-4.1	-0.1
Poured concrete foundation and structure contractors, Midwest.....		236400-2243	-3.3	-3.3	-0.1	0.3	-1.3	0.0
Poured concrete foundation and structure contractors, West.....		236400-2244	-1.6	0.5	-0.3	0.3	-2.9	-0.2
New nonresidential building construction by region.....	236500		4.3	-0.2	0.0	0.0	-1.3	0.2
New nonresidential building construction, Northeast.....		236500-1	5.1	0.5	0.0	0.0	-1.2	0.1
New nonresidential building construction, South.....		236500-2	5.1	-0.6	0.1	-0.1	-1.1	0.3
New nonresidential building construction, Midwest.....		236500-3	1.9	-1.1	-0.1	0.0	-1.0	0.0
New nonresidential building construction, West.....		236500-4	4.3	0.4	0.1	0.2	-1.8	0.2
Nonresidential building maintenance & repair.....	2381MR		4.6	0.1	1.4	0.1	0.3	0.3
General medical and surgical hospitals by patient type.....	62211A							
Medicare patients.....		62211A-2	3.0	0.2	0.1	-0.3	0.1	0.0
Medicaid patients.....		62211A-4	2.0	0.0	0.0	0.0	2.0	0.0
Private insurance and all other patients.....		62211A-6	3.5	1.0	0.4	0.1	0.5	0.3
Private insurance patients.....		62211A-61	3.2	1.1	0.3	0.1	0.5	0.3
All other patients.....		62211A-62	5.1	0.7	1.6	0.0	0.5	0.3
Premiums for property and casualty insurance ³	924126		4.8	0.2	0.3	1.7	0.1	0.0
Primary services.....		924126-P	4.8	0.2	0.3	1.7	0.1	0.0
Premiums for private passenger auto insurance.....		924126-1	9.0	0.3	0.6	3.5	0.1	0.0
Premiums for homeowner's insurance.....		924126-2	1.9	0.3	0.1	0.2	0.1	0.0
Premiums for commercial auto insurance.....		924126-3	0.6	0.1	0.1	0.4	0.1	0.0
Premiums for non-auto liability insurance.....		924126-4	0.6	0.0	0.0	0.0	0.1	0.1
Premiums for medical malpractice insurance.....		924126-402	0.5	0.0	0.0	0.0	0.0	0.0
Premiums for product and other non-auto liability insurance.....		924126-403	0.6	0.0	0.0	0.0	0.2	0.2
Premiums for commercial multiple peril insurance.....		924126-5	3.7	0.0	0.0	0.0	0.0	0.0
Premiums for worker's compensation insurance.....		924126-6	-1.6	0.0	-0.1	0.1	0.0	0.0
Premiums for other property and casualty insurance.....		924126-7	1.2	0.2	0.1	0.0	0.0	0.0

¹ Industry and product class indexes may include products not shown separately.

² All indexes are subject to revision for 4 months after their originally scheduled publication to incorporate late reports and corrections by survey respondents.

³ The special index for 924126, in which prices reflect premiums only, contrasts with the index shown elsewhere in this table for NAICS 524126, where prices reflect premiums plus the amount of investment income earned on the invested portion of the premium.

^p Preliminary

"-" Data not available.

n.e.c. = Not elsewhere classified.

NOTE: Titles of some industries and products are not shown in this table because they fail to meet our publication criteria.

Table 13. Producer price indexes and percentage changes for special commodity groupings, not seasonally adjusted

[August 2023, Index base 1982=100, unless otherwise indicated]

Title	Other index base	Commodity code		Unadjusted index ¹					Unadjusted 1-month percent change ¹	Unadjusted 12-month percent change ¹
		Group code	Item code	Apr. 2023	May 2023 ^p	June 2023 ^p	July 2023 ^p	Aug. 2023 ^p	July to Aug. ^p	Aug. 2022 to Aug. 2023 ^p
All commodities except farm products.....		SI	006111	257.636	255.147	255.102	255.466	260.068	1.8	-4.0
Industrial commodities less fuels.....		ILF	T15M05	258.597	258.746	257.800	256.808	256.466	-0.1	-0.9
Construction materials.....		SI	012011	333.366	337.985	337.899	335.248	334.909	-0.1	-2.3
Chemicals and allied products, including synthetic rubber and synthetic fibers and yarns.....		SI	020011	348.107	345.208	342.274	337.033	334.701	-0.7	-6.9
Lumber and plywood.....		SI	004011	265.753	265.347	261.995	266.103	259.013	-2.7	-16.7
Foods										
All foods.....		SI	013011	263.853	259.618	260.386	259.822	260.375	0.2	-1.8
Apples.....	06/08	SI	01102A	150.740	145.388	148.548	152.042	155.367	2.2	37.2
Berries.....	06/08	SI	01102B	155.679	140.467	127.636	85.597	121.841	42.3	-14.3
Processed foods.....		SI	095011	262.284	263.046	262.850	262.582	263.627	0.4	-1.0
Textiles										
Selected textile mill products.....		SI	134011	198.419	198.082	197.597	197.164	196.970	-0.1	-0.6
Hosiery.....		SI	092011	183.883	183.937	183.937	185.569	185.569	0.0	0.8
Underwear and nightwear.....		SI	094011	158.769	159.706	159.706	159.706	159.706	0.0	0.6
Metals										
Steel mill products, including fabricated wire products.....		SI	STEEL1	332.540	348.993	347.492	332.018	330.260	-0.5	-14.6
Finished steel mill products, excluding fabricated wire products.....		SI	STEEL2	319.685	339.274	338.000	320.519	318.716	-0.6	-15.7
Finished steel mill products, including fabricated wire products.....		SI	STEEL3	323.511	341.770	340.392	323.761	321.916	-0.6	-15.4
Special metals and metal products.....		SI	018011	246.114	247.032	245.411	243.558	243.232	-0.1	-2.0
Fabricated metal products.....		SI	017011	284.547	284.206	284.669	284.936	284.199	-0.3	0.1
Copper and copper products.....		SI	019011	525.987	511.489	512.300	506.734	497.109	-1.9	2.5
Machinery										
Machinery and motive products.....		SI	093011	186.290	186.586	186.711	187.155	187.317	0.1	3.5
Machinery and equipment, except electrical.....		SI	089011	208.252	209.009	209.068	209.665	209.949	0.1	5.5
Agricultural machinery, including tractors.....		SI	024011	328.978	329.476	330.197	331.111	330.547	-0.2	3.8
Metalworking machinery.....		SI	021011	242.818	247.366	247.248	247.814	247.816	0.0	7.4
Total tractors.....		SI	023011	287.795	288.107	288.111	293.507	289.170	-1.5	4.7
Agriculture machinery and equipment, less parts.....		SI	021012	324.381	324.871	325.583	326.484	325.927	-0.2	3.8
Agricultural machinery, excluding tractors.....		SI	024012	340.093	340.700	341.130	342.029	341.678	-0.1	3.7
Medical										
Pharmaceutical preparations for human and veterinary use.....		SI	070011	861.123	860.400	860.079	862.866	864.350	0.2	2.9
Pharmaceuticals for human use, prescription.....	06/01	SI	07003	316.440	315.459	315.459	316.077	316.084	0.0	2.3
Pharmaceuticals for human use, non-prescription.....	06/01	SI	07006	141.916	141.916	141.818	144.358	144.358	0.0	2.8
Health care services, Medicare patients.....	06/14	SI	HCARE1	113.824	113.894	113.787	113.824	113.825	0.0	1.5
Health care services, Medicaid patients.....	06/14	SI	HCARE2	117.274	117.436	117.464	119.025	119.246	0.2	4.4
Health care services, private insurance patients.....	06/14	SI	HCARE3	124.341	124.466	124.540	125.479	125.450	0.0	2.8
Health care services, all other patients.....	06/14	SI	HCARE4	127.282	127.633	127.691	128.197	128.535	0.3	4.8

¹ All indexes are subject to revision for 4 months after their originally scheduled publication to incorporate late reports and corrections by survey respondents.

p Preliminary

NOTE: See next page for content of indexes on this table.

Table 13 commodity groupings include the following items:

All commodities except farm products: 02 through 15

Industrial commodities less fuels: 03, 04, and 06 through 15

Construction materials: 062101, 0721, 081105, 081106, 081107, 081203, 081204, 082, 0831, 0835, 086, 092, 101502, 101703, 101704, 10250162, 104101, 105, 106, 1071, 107301, 1074051, 107411, 10830225, 1142, 1147, 11490205, 11710143, 11710144, 11710147, 11710216, 11710217, 123101, 1232, 131108, 1321, 1322, 133, 134, 1361, 1362, 137, 1392, 1394, and 139501

Chemicals and allied products, including synthetic rubber and synthetic fibers: 031, 06 less 064, and 071102

Lumber and plywood: 081 and 083

All foods: 011, 017, and 02 less 0261, 0262, and 029

Apples: 01110208, 01110209, 01110211, 01110215, 01110216, 01110220, 01110229, 01110230

Berries: 01110222, 01110224, 01110225, 01110226, 01110227

Processed foods: 02 less 0261, 0262, and 029

Selected textile mill products: 0327, 03370104, 034, 038108083, 03820312, 038303214, 038303216, and 1231

Hosiery: 03810831

Underwear and nightwear: 03810647, 03810761, 038308083

Steel mill products, including fabricated wire products: 1017 and 1088

Finished steel mill products, excluding fabricated wire products: 101703, 101704, 101705, 101706, 101706, 101707, and 101708

Finished steel mill products, including fabricated wire products: 101703, 101704, 101705, 101706, 101706, 101707, 101708, and 1088

Special metals and metal products: 10, 111, and 141

Fabricated metal products: 103 through 108

Copper and copper products: 10210201, 10220131, 102301, 102403, 102502, 10260314, and 102807013

Machinery and motive products: 11 and 14

Machinery and equipment except electrical: 111, 112, 113, 114, 115, 116, 118, and 119

Agriculture machinery, including tractors: 1114 less 111409

Metalworking machinery: 113A, 1132, 113304, 1137, and 1138

Total tractors: 111410 and 112A less 112A03

Agricultural machinery and equipment, less parts (old commodity code 111): 111 less 111409

Agricultural machinery, excluding tractors (old commodity code 1112): 1114 less 111403

Pharmaceutical preparations for human and veterinary use: 0634 and 0638

Pharmaceuticals for human use, prescription: prescription pharmaceutical price quotes from 0638

Pharmaceuticals for human use, non-prescription: non-prescription pharmaceutical price quotes from 0638

Health care services, Medicare patients: Medicare price quotes from 511 and 512

Health care services, Medicaid patients: Medicaid price quotes from 511 and 512

Health care services, private insurance patients: Private insurance price quotes from 511 and 512

Health care services, all other patients: Price quotes from 511 and 512, less Medicare, Medicaid, and private insurance

Note: Weights for the above components are those used for the comprehensive All commodities index.

Table 14. Producer price indexes and percentage changes for net inputs to industries, excluding capital investment, labor, and imports; not seasonally adjusted
 [August 2023, Index base December 2014=100, unless otherwise indicated]

Title	Other index base	Commodity code		Unadjusted index ¹					Unadjusted 1-month percent change ¹	Unadjusted 12-month percent change ¹
		Group code	Item code	Apr. 2023	May 2023 ^P	June 2023 ^P	July 2023 ^P	Aug. 2023 ^P	July to Aug. ^P	Aug. 2022 to Aug. 2023 ^P
Construction										
Inputs to construction industries, excluding capital investment, labor, and imports.....		IP	230000	149.109	148.121	148.230	148.851	150.640	1.2	-0.2
Inputs to construction industries, goods.....	06/86	IP	2300001	319.224	317.778	317.632	318.261	323.117	1.5	-0.2
Inputs to construction industries, energy.....		IP	23000012	147.131	139.402	138.545	137.626	159.860	16.2	-5.0
Inputs to construction industries, goods less foods and energy....		IP	23000013	151.094	151.213	151.234	151.670	151.681	0.0	0.5
Inputs to construction industries, services.....		IP	2300002	146.713	145.127	145.581	146.832	147.654	0.6	-0.4
Inputs to construction industries, trade services ²		IP	23000021	155.769	152.711	153.791	156.606	157.279	0.4	-0.7
Inputs to construction industries, transportation and warehousing services.....		IP	23000022	131.999	131.339	130.362	129.360	131.401	1.6	-9.6
Inputs to construction industries, services less trade, transportation, and warehousing.....		IP	23000023	131.990	131.943	132.187	132.341	132.776	0.3	6.6
New construction										
Inputs to new construction, excluding capital investment, labor, and imports.....		IP	231000	149.951	148.965	149.082	149.611	151.316	1.1	-0.1
Inputs to new construction, goods.....	06/86	IP	2310001	319.873	318.505	318.442	318.987	323.710	1.5	0.0
Inputs to new construction, energy.....		IP	23100012	146.751	138.624	137.991	136.933	159.553	16.5	-4.1
Inputs to new construction, goods less foods and energy.....		IP	23100013	152.053	152.211	152.246	152.646	152.680	0.0	0.6
Inputs to new construction, services.....		IP	2310002	147.095	145.450	145.852	146.902	147.582	0.5	-0.5
Inputs to new construction, trade services ²		IP	23100021	157.106	153.694	154.727	157.265	157.682	0.3	-1.0
Inputs to new construction, transportation and warehousing services.....		IP	23100022	131.999	131.339	130.362	129.360	131.401	1.6	-9.6
Inputs to new construction, services less trade, transportation, and warehousing.....		IP	23100023	131.879	131.858	132.101	132.278	132.638	0.3	6.3
Inputs to residential construction industries, excluding capital investment, labor, and imports.....		IP	231100	146.161	145.371	145.587	146.615	148.210	1.1	-0.3
Inputs to residential construction industries, goods.....	06/86	IP	2311001	311.409	310.426	310.161	310.747	314.472	1.2	-0.2
Inputs to residential construction industries, energy.....		IP	23110012	138.260	131.576	131.631	130.889	150.435	14.9	-4.4
Inputs to residential construction industries, goods less foods and energy.....		IP	23110013	149.713	149.854	149.710	150.090	150.112	0.0	0.2
Inputs to residential construction industries, services.....		IP	2311002	143.595	142.311	143.045	145.208	146.542	0.9	-0.4
Inputs to residential construction industries, trade services ²		IP	23110021	148.898	146.787	148.167	152.162	153.777	1.1	-0.3
Inputs to residential construction industries, transportation and warehousing services.....		IP	23110022	131.999	131.339	130.362	129.361	131.401	1.6	-9.6
Inputs to residential construction industries, services less trade, transportation, and warehousing.....		IP	23110023	134.428	134.420	134.672	134.754	135.235	0.4	6.3
Inputs to single family residential construction, excluding capital investment, labor, and imports.....		IP	231110	144.813	144.064	144.278	145.272	146.618	0.9	-0.7
Inputs to single family residential construction, goods.....		IP	2311101	145.744	145.414	145.269	145.486	146.791	0.9	-0.8
Inputs to single family residential construction, energy.....		IP	23111012	141.702	135.136	135.617	134.917	154.290	14.4	-4.1
Inputs to single family residential construction, goods less foods and energy.....		IP	23111013	149.353	149.469	149.275	149.564	149.578	0.0	-0.5
Inputs to single family residential construction, services.....		IP	2311102	143.430	142.069	142.806	144.928	146.334	1.0	-0.6
Inputs to single family residential construction, trade services ²		IP	23111021	148.708	146.646	147.922	151.646	153.280	1.1	-0.3
Inputs to single family residential construction, transportation and warehousing services.....		IP	23111022	131.999	131.339	130.362	129.361	131.401	1.6	-9.6
Inputs to single family residential construction, services less trade, transportation, and warehousing.....		IP	23111023	137.190	137.120	137.471	137.403	137.934	0.4	7.1
Inputs to multifamily residential construction, excluding capital investment, labor, and imports.....		IP	231120	147.079	146.647	147.009	148.163	149.707	1.0	0.1
Inputs to multifamily residential construction, goods.....		IP	2311201	150.052	150.199	150.154	150.429	152.008	1.0	0.8
Inputs to multifamily residential construction, energy.....		IP	23112012	144.763	137.888	137.778	136.661	156.313	14.4	-4.5
Inputs to multifamily residential construction, goods less foods and energy.....		IP	23112013	152.898	153.626	153.586	153.981	154.087	0.1	1.4
Inputs to multifamily residential construction, services.....		IP	2311202	143.598	142.342	143.282	145.684	147.187	1.0	-0.7
Inputs to multifamily residential construction, trade services ²		IP	23112021	148.345	146.301	147.998	152.596	154.539	1.3	-0.5
Inputs to multifamily residential construction, transportation and warehousing services.....		IP	23112022	131.999	131.339	130.362	129.360	131.401	1.6	-9.6
Inputs to multifamily residential construction, services less trade, transportation, and warehousing.....		IP	23112023	128.122	127.997	128.403	128.427	128.872	0.3	6.2
Inputs to other residential construction, excluding capital investment, labor, and imports.....		IP	231130	145.155	144.375	144.594	145.611	147.303	1.2	-0.1
Inputs to other residential construction, goods.....		IP	2311301	146.572	146.075	145.975	146.304	148.291	1.4	0.0
Inputs to other residential construction, energy.....		IP	23113012	138.964	132.141	132.039	131.271	151.161	15.2	-4.5
Inputs to other residential construction, goods less foods and energy.....		IP	23113013	147.441	147.634	147.534	147.984	148.005	0.0	0.6
Inputs to other residential construction, services.....		IP	2311302	143.263	142.057	142.753	144.804	146.057	0.9	-0.2
Inputs to other residential construction, trade services ²		IP	23113021	149.678	147.533	148.944	152.994	154.572	1.0	-0.2

See footnotes at end of table.

Table 14. Producer price indexes and percentage changes for net inputs to industries, excluding capital investment, labor, and imports; not seasonally adjusted — Continued
 [August 2023, Index base December 2014=100, unless otherwise indicated]

Title	Other index base	Commodity code		Unadjusted index ¹					Unadjusted 1-month percent change ¹	Unadjusted 12-month percent change ¹	
		Group code	Item code	Apr. 2023	May 2023 ^P	June 2023 ^P	July 2023 ^P	Aug. 2023 ^P	July to Aug. ^P	Aug. 2022 to Aug. 2023 ^P	
Inputs to other residential construction, transportation and warehousing services.....		IP	23113022	131.999	131.339	130.362	129.360	131.401	1.6	-9.6	
Inputs to other residential construction, services less trade, transportation, and warehousing.....		IP	23113023	125.006	125.009	125.195	125.291	125.735	0.4	5.8	
Inputs to nonresidential construction, excluding capital investment, labor, and imports.....	06/10	IP	231200	150.316	149.290	149.354	149.639	151.265	1.1	0.1	
Inputs to nonresidential construction, goods.....		IP	2312001	161.332	160.676	160.720	161.066	163.482	1.5	0.2	
Inputs to nonresidential construction, energy.....		IP	23120012	146.783	139.052	138.167	137.246	159.474	16.2	-5.0	
Inputs to nonresidential construction, goods less foods and energy.....		IP	23120013	152.048	152.230	152.375	152.840	152.863	0.0	0.9	
Inputs to nonresidential construction, services.....		IP	2312002	148.803	146.853	146.966	147.165	147.384	0.1	-0.1	
Inputs to nonresidential construction, trade services ²		IP	23120021	168.379	163.475	164.012	164.734	163.848	-0.5	-1.3	
Inputs to nonresidential construction, transportation and warehousing services.....		IP	23120022	131.999	131.339	130.362	129.360	131.401	1.6	-9.6	
Inputs to nonresidential construction, services less trade, transportation, and warehousing.....		IP	23120023	125.409	125.320	125.514	125.752	126.091	0.3	6.3	
Inputs to commercial and healthcare structures, excluding capital investment, labor, and imports.....		06/10	IP	231210	152.190	151.283	151.327	151.368	152.414	0.7	0.0
Inputs to commercial and healthcare structures, goods.....			IP	2312101	164.365	163.921	164.007	164.238	165.667	0.9	0.1
Inputs to commercial and healthcare structures, energy.....	IP		23121012	143.019	136.213	136.435	135.691	155.661	14.7	-4.3	
Inputs to commercial and healthcare structures, goods less foods and energy.....	IP		23121013	153.974	154.024	154.093	154.379	154.350	0.0	0.5	
Inputs to commercial and healthcare structures, services.....	IP		2312102	150.837	148.623	148.575	148.163	148.476	0.2	-0.4	
Inputs to commercial and healthcare structures, trade services ²	IP		23121021	174.038	168.057	168.146	167.497	166.453	-0.6	-1.8	
Inputs to commercial and healthcare structures, transportation and warehousing services.....	IP		23121022	131.999	131.339	130.362	129.360	131.401	1.6	-9.6	
Inputs to commercial and healthcare structures, services less trade, transportation, and warehousing.....	IP		23121023	126.288	126.282	126.563	126.638	127.132	0.4	6.9	
Inputs to commercial structures, excluding capital investment, labor, and imports.....	06/10		IP	231211	152.824	151.862	151.924	151.939	152.961	0.7	0.0
Inputs to commercial structures, goods.....			IP	2312111	151.608	151.154	151.274	151.491	152.808	0.9	0.1
Inputs to commercial structures, energy.....		IP	23121112	143.174	136.296	136.411	135.651	155.789	14.8	-4.4	
Inputs to commercial structures, goods less foods and energy.....		IP	23121113	154.325	154.334	154.455	154.747	154.702	0.0	0.5	
Inputs to commercial structures, services.....		IP	2312112	152.211	149.914	149.824	149.304	149.524	0.1	-0.1	
Inputs to commercial structures, trade services ²		IP	23121121	176.543	170.117	170.057	169.056	167.769	-0.8	-1.5	
Inputs to commercial structures, transportation and warehousing services.....		IP	23121122	131.999	131.339	130.362	129.360	131.401	1.6	-9.6	
Inputs to commercial structures, services less trade, transportation, and warehousing.....		IP	23121123	129.777	129.785	130.063	130.136	130.614	0.4	6.6	
Inputs to healthcare structures, excluding capital investment, labor, and imports.....		06/10	IP	231212	151.525	150.710	150.740	150.882	151.998	0.7	-0.1
Inputs to healthcare structures, goods.....			IP	2312121	150.778	150.439	150.465	150.705	152.071	0.9	0.1
Inputs to healthcare structures, energy.....	IP		23121212	142.780	136.133	136.562	135.849	155.439	14.4	-4.2	
Inputs to healthcare structures, goods less foods and energy.....	IP		23121213	153.356	153.474	153.471	153.784	153.828	0.0	0.5	
Inputs to healthcare structures, services.....	IP		2312122	150.039	148.037	148.077	147.971	148.442	0.3	-0.7	
Inputs to healthcare structures, trade services ²	IP		23121221	168.669	163.703	164.100	164.335	163.755	-0.4	-2.0	
Inputs to healthcare structures, transportation and warehousing services.....	IP		23121222	131.999	131.339	130.362	129.361	131.401	1.6	-9.6	
Inputs to healthcare structures, services less trade, transportation, and warehousing.....	IP		23121223	127.665	127.568	127.822	127.897	128.392	0.4	7.0	
Inputs to industrial structures, excluding capital investment, labor, and imports.....	06/10		IP	231220	150.459	149.483	149.379	149.454	150.824	0.9	1.3
Inputs to industrial structures, goods.....			IP	2312201	156.857	156.596	156.613	156.892	159.021	1.4	1.9
Inputs to industrial structures, energy.....		IP	23122012	145.130	137.787	137.348	136.499	157.775	15.6	-4.7	
Inputs to industrial structures, goods less foods and energy.....		IP	23122013	147.910	148.330	148.388	148.755	148.945	0.1	2.6	
Inputs to industrial structures, services.....		IP	2312202	153.307	150.615	150.234	149.868	149.719	-0.1	0.0	
Inputs to industrial structures, trade services ²		IP	23122021	179.036	171.249	170.651	169.460	167.424	-1.2	-0.5	
Inputs to industrial structures, transportation and warehousing services.....		IP	23122022	131.999	131.339	130.362	129.360	131.401	1.6	-9.6	
Inputs to industrial structures, services less trade, transportation, and warehousing.....		IP	23122023	126.053	126.029	126.049	126.478	126.743	0.2	5.4	
Inputs to other nonresidential construction, excluding capital investment, labor, and imports.....		06/10	IP	231230	149.439	148.343	148.462	148.818	150.633	1.2	0.1
Inputs to other nonresidential construction, goods.....			IP	2312301	159.893	159.063	159.149	159.502	162.217	1.7	0.1
Inputs to other nonresidential construction, energy.....	IP		23123012	143.657	135.847	135.213	134.294	154.766	15.2	-5.5	
Inputs to other nonresidential construction, goods less foods and energy.....	IP		23123013	151.456	151.655	151.835	152.343	152.389	0.0	1.0	
Inputs to other nonresidential construction, services.....	IP		2312302	147.548	145.764	145.967	146.376	146.602	0.2	-0.1	
Inputs to other nonresidential construction, trade services ²	IP	23123021	165.898	161.514	162.262	163.493	162.748	-0.5	-1.2		

See footnotes at end of table.

Table 14. Producer price indexes and percentage changes for net inputs to industries, excluding capital investment, labor, and imports; not seasonally adjusted — Continued
 [August 2023, Index base December 2014=100, unless otherwise indicated]

Title	Other index base	Commodity code		Unadjusted index ¹					Unadjusted 1-month percent change ¹	Unadjusted 12-month percent change ¹
		Group code	Item code	Apr. 2023	May 2023 ^P	June 2023 ^P	July 2023 ^P	Aug. 2023 ^P	July to Aug. ^P	Aug. 2022 to Aug. 2023 ^P
Inputs to other nonresidential construction, transportation and warehousing services.....		IP	23123022	131.999	131.339	130.362	129.360	131.401	1.6	-9.6
Inputs to other nonresidential construction, services less trade, transportation, and warehousing.....		IP	23123023	124.986	124.898	125.083	125.327	125.629	0.2	6.1
Inputs to highways and streets, excluding capital investment, labor, and imports.....		IP	231231	147.234	146.284	146.532	146.918	148.803	1.3	0.9
Inputs to highways and streets, goods.....		IP	2312311	146.806	146.275	146.542	146.939	149.516	1.8	1.2
Inputs to highways and streets, energy.....		IP	23123112	148.801	140.582	139.116	138.102	161.525	17.0	-5.3
Inputs to highways and streets, goods less foods and energy....		IP	23123113	150.127	150.513	150.996	151.574	151.684	0.1	2.3
Inputs to highways and streets, services.....		IP	2312312	146.159	144.077	144.270	144.622	144.601	0.0	0.0
Inputs to highways and streets, trade services ²		IP	23123121	168.408	163.268	163.980	165.112	163.660	-0.9	-1.0
Inputs to highways and streets, transportation and warehousing services.....		IP	23123122	129.233	128.587	127.630	126.650	128.647	1.6	-9.6
Inputs to highways and streets, services less trade, transportation, and warehousing.....		IP	23123123	124.511	124.390	124.614	124.846	125.167	0.3	6.7
Inputs to power and communication structures, excluding capital investment, labor, and imports.....		IP	231232	147.236	145.945	145.943	146.263	148.457	1.5	-0.2
Inputs to power and communication structures, goods.....		IP	2312321	150.728	149.499	149.317	149.517	153.240	2.5	-0.7
Inputs to power and communication structures, energy.....		IP	23123212	141.932	135.354	134.553	133.671	152.465	14.1	-2.9
Inputs to power and communication structures, goods less foods and energy.....		IP	23123213	152.374	152.399	152.364	152.818	152.980	0.1	0.0
Inputs to power and communication structures, services.....		IP	2312322	142.400	141.022	141.267	141.753	141.846	0.1	0.7
Inputs to power and communication structures, trade services ²		IP	23123221	163.141	159.140	160.019	161.318	160.740	-0.4	-1.2
Inputs to power and communication structures, transportation and warehousing services.....		IP	23123222	131.999	131.339	130.362	129.361	131.401	1.6	-9.6
Inputs to power and communication structures, services less trade, transportation, and warehousing.....		IP	23123223	123.008	122.962	123.045	123.296	123.437	0.1	4.5
Inputs to educational and vocational structures, excluding capital investment, labor, and imports.....		IP	231233	151.063	150.393	150.368	150.627	151.681	0.7	-0.2
Inputs to educational and vocational structures, goods.....		IP	2312331	150.450	150.223	150.194	150.564	151.824	0.8	0.0
Inputs to educational and vocational structures, energy.....		IP	23123312	137.309	130.816	131.076	130.369	149.440	14.6	-4.3
Inputs to educational and vocational structures, goods less foods and energy.....		IP	23123313	151.917	152.149	152.099	152.549	152.502	0.0	0.3
Inputs to educational and vocational structures, services.....		IP	2312332	149.931	148.161	148.148	148.128	148.652	0.4	-0.5
Inputs to educational and vocational structures, trade services ²		IP	23123321	166.745	162.579	162.817	163.174	162.811	-0.2	-1.3
Inputs to educational and vocational structures, transportation and warehousing services.....		IP	23123322	131.999	131.339	130.362	129.361	131.401	1.6	-9.6
Inputs to educational and vocational structures, services less trade, transportation, and warehousing.....		IP	23123323	127.142	127.075	127.335	127.485	127.960	0.4	7.0
Inputs to other misc. nonresidential construction, excluding capital investment, labor, and imports.....		IP	231234	148.712	147.827	147.843	148.096	149.854	1.2	-0.3
Inputs to other misc. nonresidential construction, goods.....		IP	2312341	146.975	146.488	146.388	146.465	148.835	1.6	-0.2
Inputs to other misc. nonresidential construction, energy.....		IP	23123412	146.556	138.694	137.793	136.860	159.050	16.2	-5.3
Inputs to other misc. nonresidential construction, goods less foods and energy.....		IP	23123413	150.495	150.889	150.884	151.086	151.101	0.0	0.5
Inputs to other misc. nonresidential construction, services.....		IP	2312342	147.593	145.892	146.152	146.770	147.177	0.3	-0.5
Inputs to other misc. nonresidential construction, trade services ²		IP	23123421	163.274	159.275	160.212	162.006	161.642	-0.2	-1.5
Inputs to other misc. nonresidential construction, transportation and warehousing services.....		IP	23123422	131.999	131.339	130.362	129.360	131.401	1.6	-9.6
Inputs to other misc. nonresidential construction, services less trade, transportation, and warehousing.....		IP	23123423	125.038	124.943	125.120	125.360	125.694	0.3	6.1
Maintenance and repair construction										
Inputs to maintenance and repair construction, excluding capital investment, labor, and imports.....		IP	232000	145.448	144.378	144.444	145.113	147.167	1.4	-0.3
Inputs to maintenance and repair construction, goods.....	06/86	IP	2320001	326.184	323.921	323.372	323.668	329.249	1.7	-0.7
Inputs to maintenance and repair construction, energy.....		IP	23200012	157.929	147.381	144.952	143.402	170.988	19.2	-5.5
Inputs to maintenance and repair construction, goods less foods and energy.....		IP	23200013	148.215	148.168	148.144	148.455	148.395	0.0	0.0
Inputs to maintenance and repair construction, services.....		IP	2320002	143.915	142.747	143.360	144.968	146.235	0.9	0.2
Inputs to maintenance and repair construction, trade services ²		IP	23200021	151.892	150.040	150.998	153.954	155.336	0.9	0.4
Inputs to maintenance and repair construction, transportation and warehousing services.....		IP	23200022	131.999	131.339	130.362	129.360	131.401	1.6	-9.6
Inputs to maintenance and repair construction, services less trade, transportation, and warehousing.....		IP	23200023	124.850	124.853	125.381	125.325	125.999	0.5	6.5
Inputs to residential maintenance and repair, excluding capital investment, labor, and imports.....		IP	232100	143.192	142.623	142.643	143.630	145.213	1.1	-0.1
Inputs to residential maintenance and repair, goods.....	06/86	IP	2321001	304.799	303.561	302.825	303.068	306.416	1.1	-0.5
Inputs to residential maintenance and repair, energy.....		IP	23210012	155.925	146.364	143.498	142.283	168.971	18.8	-6.2

See footnotes at end of table.

Table 14. Producer price indexes and percentage changes for net inputs to industries, excluding capital investment, labor, and imports; not seasonally adjusted — Continued
 [August 2023, Index base December 2014=100, unless otherwise indicated]

Title	Other index base	Commodity code		Unadjusted index ¹					Unadjusted 1-month percent change ¹	Unadjusted 12-month percent change ¹
		Group code	Item code	Apr. 2023	May 2023 ^P	June 2023 ^P	July 2023 ^P	Aug. 2023 ^P	July to Aug. ^P	Aug. 2022 to Aug. 2023 ^P
Inputs to residential maintenance and repair, goods less foods and energy.....		IP	23210013	146.533	146.563	146.384	146.596	146.448	-0.1	0.0
Inputs to residential maintenance and repair, services.....		IP	2321002	143.874	143.319	143.837	146.018	147.620	1.1	0.5
Inputs to residential maintenance and repair, trade services ²		IP	23210021	148.649	147.969	148.804	152.097	153.999	1.3	1.0
Inputs to residential maintenance and repair, transportation and warehousing services.....		IP	23210022	131.999	131.339	130.362	129.360	131.401	1.6	-9.6
Inputs to residential maintenance and repair, services less trade, transportation, and warehousing.....		IP	23210023	132.853	132.731	132.886	132.963	133.455	0.4	6.0
Inputs to nonresidential maintenance and repair, excluding capital investment, labor, and imports.....		IP	232200	146.405	145.243	145.233	145.770	147.913	1.5	-0.6
Inputs to nonresidential maintenance and repair, goods.....	06/86	IP	2322001	331.036	328.940	328.344	328.600	334.806	1.9	-0.9
Inputs to nonresidential maintenance and repair, energy.....		IP	23220012	156.306	146.715	143.876	142.620	169.243	18.7	-6.2
Inputs to nonresidential maintenance and repair, goods less foods and energy.....		IP	23220013	148.583	148.658	148.694	148.972	148.947	0.0	-0.1
Inputs to nonresidential maintenance and repair, services.....		IP	2322002	144.945	143.325	143.820	145.191	146.120	0.6	0.0
Inputs to nonresidential maintenance and repair, trade services ²		IP	23220021	154.610	151.824	152.800	155.488	156.406	0.6	-0.1
Inputs to nonresidential maintenance and repair, transportation and warehousing services.....		IP	23220022	131.999	131.339	130.362	129.360	131.401	1.6	-9.6
Inputs to nonresidential maintenance and repair, services less trade, transportation, and warehousing.....		IP	23220023	125.470	125.420	125.694	125.801	126.247	0.4	7.0
Manufacturing³										
Inputs to 325510, paint and coating manufacturing, excluding capital investment, labor, and imports.....	03/13	IP	325510	128.303	127.726	127.119	124.952	124.605	-0.3	-5.6
Inputs to 325510, goods.....	03/13	IP	3255101	123.977	123.691	123.246	120.822	120.445	-0.3	-5.9
Inputs to 325510, energy.....	03/13	IP	32551012	104.465	102.331	106.667	106.716	114.713	7.5	-0.6
Inputs to 325510, goods less foods and energy.....	03/13	IP	32551013	125.106	124.878	124.277	121.764	121.116	-0.5	-6.1
Inputs to 325510, services.....	03/13	IP	3255102	147.926	145.343	143.658	143.466	143.348	-0.1	-3.8
Inputs to 325510, trade services ²	03/13	IP	32551021	159.400	154.004	151.464	151.964	149.885	-1.4	-1.4
Inputs to 325510, transportation and warehousing services.....	03/13	IP	32551022	132.084	131.816	130.906	130.155	131.647	1.1	-5.7
Inputs to 326100, plastics products manufacturing, excluding capital investment, labor, and imports.....	03/14	IP	326100	123.376	122.554	121.444	118.868	118.493	-0.3	-8.0
Inputs to 326100, goods.....	03/14	IP	3261001	117.837	117.039	115.909	112.945	112.364	-0.5	-9.8
Inputs to 326100, energy.....	03/14	IP	32610012	119.185	121.141	128.850	129.958	132.929	2.3	3.7
Inputs to 326100, goods less foods and energy.....	03/14	IP	32610013	117.782	116.792	115.048	111.801	110.973	-0.7	-10.7
Inputs to 326100, services.....	03/14	IP	3261002	143.222	142.333	141.440	141.271	142.082	0.6	0.6
Inputs to 326100, trade services ²	03/14	IP	32610021	158.360	156.770	154.815	155.040	155.065	0.0	0.5
Inputs to 326100, transportation and warehousing services.....	03/14	IP	32610022	123.739	122.962	122.203	121.537	123.008	1.2	-6.9
Inputs to 326100, services less trade, transportation, and warehousing.....	03/14	IP	32610023	128.000	128.028	128.534	128.409	129.453	0.8	10.0
Inputs to 333130, mining and oil and gas field machinery mfg, excluding capital investment, labor, and imports.....	04/14	IP	333130	145.894	146.403	146.218	144.500	144.375	-0.1	-2.4
Inputs to 333130, goods.....	04/14	IP	3331301	134.765	136.456	136.471	134.604	134.423	-0.1	-3.4
Inputs to 333130, energy.....	04/14	IP	33313012	115.934	107.891	115.951	116.120	117.205	0.9	-11.6
Inputs to 333130, goods less foods and energy.....	04/14	IP	33313013	135.410	137.343	137.160	135.241	135.028	-0.2	-3.1
Inputs to 333130, services.....	04/14	IP	3331302	165.793	162.511	161.724	160.642	160.708	0.0	0.6
Inputs to 333130, trade services ²	04/14	IP	33313021	191.805	182.381	180.533	177.430	175.465	-1.1	0.7
Inputs to 333130, transportation and warehousing services.....	04/14	IP	33313022	121.236	120.293	120.304	119.468	120.901	1.2	-7.9
Inputs to 333130, services less trade, transportation, and warehousing.....	04/14	IP	33313023	146.365	147.816	147.632	148.607	149.693	0.7	8.2
Inputs to 336111, automobile manufacturing, excluding capital investment, labor, and imports.....	02/14	IP	336111	133.721	134.420	133.896	134.268	134.694	0.3	2.9
Inputs to 336111, goods.....	02/14	IP	3361111	118.947	119.036	119.021	119.278	119.146	-0.1	1.9
Inputs to 336111, goods less foods and energy.....	02/14	IP	33611113	118.947	119.036	119.021	119.278	119.146	-0.1	1.9
Inputs to 336111, services.....	02/14	IP	3361112	167.887	171.581	168.471	169.343	172.657	2.0	5.6
Inputs to 336111, trade services ²	02/14	IP	33611121	170.748	175.030	171.648	172.787	176.241	2.0	7.3
Inputs to 336111, transportation and warehousing services.....	02/14	IP	33611122	134.081	133.412	132.419	131.402	133.474	1.6	-9.6
Inputs to 336411, airplane manufacturing, excluding capital investment, labor, and imports.....	02/14	IP	336411	129.467	129.721	129.702	129.470	129.794	0.3	2.9
Inputs to 336411, goods.....	02/14	IP	3364111	121.609	121.987	122.063	121.809	121.935	0.1	2.6
Inputs to 336411, energy.....	02/14	IP	33641112	129.149	107.870	115.959	114.841	116.712	1.6	-14.5
Inputs to 336411, goods less foods and energy.....	02/14	IP	33641113	121.807	122.237	122.294	122.041	122.164	0.1	2.7
Inputs to 336411, services.....	02/14	IP	3364112	157.079	156.856	156.473	156.331	157.405	0.7	3.7
Inputs to 336411, trade services ²	02/14	IP	33641121	177.834	178.281	175.551	175.168	177.131	1.1	5.8
Inputs to 336411, transportation and warehousing services.....	02/14	IP	33641122	133.183	132.518	131.532	130.522	132.580	1.6	-9.6
Inputs to 336411, services less trade, transportation, and warehousing.....	02/14	IP	33641123	134.109	133.676	134.527	134.663	135.036	0.3	4.9

See footnotes at end of table.

Table 14. Producer price indexes and percentage changes for net inputs to industries, excluding capital investment, labor, and imports; not seasonally adjusted — Continued
 [August 2023, Index base December 2014=100, unless otherwise indicated]

Title	Other index base	Commodity code		Unadjusted index ¹					Unadjusted 1-month percent change ¹	Unadjusted 12-month percent change ¹
		Group code	Item code	Apr. 2023	May 2023 ^P	June 2023 ^P	July 2023 ^P	Aug. 2023 ^P	July to Aug. ^P	Aug. 2022 to Aug. 2023 ^P
Inputs to 336611, ship building and repairing, excluding capital investment, labor, and imports.....	02/14	IP	336611	144.329	144.534	144.866	144.571	144.824	0.2	2.3
Inputs to 336611, goods.....	02/14	IP	3366111	135.743	136.303	136.576	136.173	136.108	0.0	0.6
Inputs to 336611, energy.....	02/14	IP	33661112	127.996	127.447	138.757	139.515	139.642	0.1	0.2
Inputs to 336611, goods less foods and energy.....	02/14	IP	33661113	135.960	136.560	136.428	135.983	135.911	-0.1	0.6
Inputs to 336611, services.....	02/14	IP	3366112	158.210	157.741	158.179	158.092	158.940	0.5	5.7
Inputs to 336611, trade services ²	02/14	IP	33661121	191.762	183.610	182.383	179.428	178.738	-0.4	-0.4
Inputs to 336611, transportation and warehousing services.....	02/14	IP	33661122	126.895	125.567	126.495	125.704	126.758	0.8	-6.1
Inputs to 336611, services less trade, transportation, and warehousing.....	02/14	IP	33661123	146.849	147.738	148.323	148.823	149.817	0.7	9.6
Services³										
Inputs to 484000, truck transportation, excluding capital investment, labor, and imports.....	03/14	IP	484000	135.305	132.708	130.154	127.084	140.561	10.6	-7.8
Inputs to 484000, goods.....	03/14	IP	4840001	125.910	118.717	111.883	104.680	137.708	31.6	-13.5
Inputs to 484000, energy.....	03/14	IP	48400012	121.712	114.329	107.334	99.943	133.768	33.8	-14.1
Inputs to 484000, goods less foods and energy.....	03/14	IP	48400013	111.717	111.957	111.896	112.107	112.108	0.0	1.3
Inputs to 484000, services.....	03/14	IP	4840002	136.716	137.397	137.895	137.793	137.264	-0.4	-2.1
Inputs to 484000, trade services ²	03/14	IP	48400021	171.070	179.059	179.440	176.638	179.557	1.7	-5.1
Inputs to 484000, transportation and warehousing services.....	03/14	IP	48400022	131.464	130.756	131.250	131.684	129.823	-1.4	-4.9
Inputs to 484000, services less trade, transportation, and warehousing.....	03/14	IP	48400023	125.208	125.119	125.650	125.794	126.050	0.2	3.9
Inputs to 621A00, offices of health practitioners, excluding capital investment, labor, and imports.....	03/13	IP	621A00	132.920	132.597	133.194	133.787	133.848	0.0	3.6
Inputs to 621A00, goods.....	03/13	IP	621A001	141.075	141.159	142.055	142.372	142.333	0.0	1.9
Inputs to 621A00, energy.....	03/13	IP	621A0012	130.919	132.623	144.553	145.532	145.473	0.0	4.1
Inputs to 621A00, goods less foods and energy.....	03/13	IP	621A0013	142.368	142.330	142.399	142.668	142.630	0.0	1.7
Inputs to 621A00, services.....	03/13	IP	621A002	130.086	129.600	130.080	130.785	130.886	0.1	4.5
Inputs to 621A00, trade services ²	03/13	IP	621A0021	150.373	148.901	144.957	151.282	148.504	-1.8	-0.4
Inputs to 621A00, transportation and warehousing services.....	03/13	IP	621A0022	119.806	116.943	122.068	121.713	120.649	-0.9	3.3
Inputs to 621A00, services less trade, transportation and warehousing.....	03/13	IP	621A0023	124.963	124.683	125.528	125.582	126.061	0.4	5.3
Inputs to 813000, membership associations and organizations, excluding capital investment, labor, and imports.....	05/14	IP	813000	159.241	159.319	159.729	161.490	164.435	1.8	10.3
Inputs to 813000, goods.....	05/14	IP	8130001	143.844	139.814	141.417	141.006	152.914	8.4	-0.1
Inputs to 813000, energy.....	05/14	IP	81300012	149.263	142.778	145.265	144.571	162.968	12.7	-2.1
Inputs to 813000, goods less foods and energy.....	05/14	IP	81300013	136.187	136.594	136.602	136.704	136.899	0.1	4.5
Inputs to 813000, services.....	05/14	IP	8130002	159.308	159.871	160.129	162.165	163.981	1.1	12.1
Inputs to 813000, trade services ²	05/14	IP	81300021	140.332	137.850	139.823	140.582	141.533	0.7	5.4
Inputs to 813000, transportation and warehousing services.....	05/14	IP	81300022	132.976	132.724	132.503	135.359	136.084	0.5	6.9
Inputs to 813000, services less trade, transportation, and warehousing.....	05/14	IP	81300023	160.847	161.502	161.770	163.760	165.656	1.2	12.5
Inputs to 813000, maintenance and repair construction.....	05/14	IP	8130003	133.249	135.097	135.241	135.608	135.967	0.3	4.6

¹ All indexes are subject to revision for 4 months after their originally scheduled publication to incorporate late reports and corrections by survey respondents.

² Trade indexes measure changes in margins received by wholesalers and retailers.

³ PPI data for these Net Inputs to Industry Indexes are organized by Bureau of Economic Analysis (BEA) Industry code. The set of products included in an industry input index and the weights for each commodity included in the index are derived from the BEA's Input-Output Accounts Use of Commodities by Industry table in conjunction with U.S. Census Bureau revenue data. For more information, visit <https://www.bls.gov/ppi/notices/2015/updated-inputs-to-industry-producer-price-indexes.htm> online.

p Preliminary

Technical Note

Brief Explanation of Producer Price Indexes

The Producer Price Index (PPI) of the Bureau of Labor Statistics (BLS) is a family of indexes that measures the average change over time in prices received (price changes) by producers for domestically produced goods, services, and construction. PPIs measure price change from the perspective of the seller. This contrasts with other measures, such as the Consumer Price Index (CPI). CPIs measure price change from the purchaser's perspective.

More than 10,000 PPIs for individual products and groups of products are released each month. PPIs are available for the products of virtually every industry in the mining and manufacturing sectors. Over time, new PPIs have been introduced for products of industries in the services and construction sectors of the U.S. economy. As of January 2023, the PPI covered 69 percent of services as measured by 2017 Census revenue, and 17 percent of construction.

More than 64,000 price quotations per month are organized into three sets of PPIs: (1) Final demand-Intermediate demand (FD-ID) indexes, (2) commodity indexes, and (3) indexes for the net output of industries and their products. The FD-ID structure organizes products by class of buyer and degree of fabrication as well as by stage of production. The commodity structure organizes products by similarity of end use or product type. The entire output of various industries is sampled to derive price indexes for the net output of industries and their products.

Final Demand–Intermediate Demand Indexes

The PPI FD-ID structure measures price change for goods, services, and construction sold to final demand and to intermediate demand. The FD-ID system replaced the PPI stage-of-processing (SOP) system as PPI's primary aggregation model with the release of data for January 2014. The FD-ID model expands coverage beyond that of the SOP system through the addition of services, construction, exports, and government purchases.

Compared with finished goods under the SOP system, the PPI for final demand goods includes nearly a 50 percent expansion of coverage. This increase can be traced to the addition of government purchases and exports. For overall final demand, expansion to include final demand services represents an even larger increase in coverage. In December 2022, final demand goods were about 30.7 percent of overall final demand, final demand services were roughly 66.6 percent, and final demand construction was about 2.7 percent of final demand. Within intermediate demand, coverage of services for intermediate demand resulted in about a 45 percent increase in coverage of the intermediate demand portion of the economy.

FD-ID indexes are constructed from commodity-based producer output price indexes. Commodities are allocated to aggregate indexes primarily based on the type of buyer. The main source of data used to determine the type of buyer is the "Use of commodities by industries, before redefinition," table

from the Benchmark Input-Output Accounts of the U.S. In many cases, the same commodity is purchased by different types of buyers. As a result, commodities are often included in several FD-ID indexes. For example, regular gasoline is purchased for personal consumption, export, government use, and business use. The PPI program publishes only one commodity index for regular gasoline (wpu057104), reflecting sales to all types of buyers, and this index is used in all aggregations regardless of whether the gasoline is sold for personal consumption, as an export, to government, or to businesses. Proportions based on BEA "Use of Commodities" data are used to allocate the correct portion of the total weight of gasoline to each use category. In cases when buyer type is an important price determining characteristic, indexes are created based on specific buyer type. For example, within the PPI category for loan services, separate indexes for consumer loans and business loans were constructed. For more information relating to the FD-ID structure, see "A new, experimental system of indexes from the PPI program" in the February 2011 *Monthly Labor Review*.

Final Demand: The final demand portion of the FD-ID structure measures price change for commodities sold for personal consumption, capital investment, government, and export. The system is composed of six main price indexes: final demand goods; final demand trade services; final demand transportation and warehousing services; final demand services less trade, transportation, and warehousing; final demand construction; and overall final demand.

The final demand goods index measures price change for both unprocessed and processed goods sold to final demand. Fresh fruits sold to consumers and computers sold for capital investment are examples of transactions included in the final demand goods price index. The final demand trade services index measures price change for the retailing and wholesaling of merchandise sold to final demand, generally without transformation. (Trade indexes measure changes in margins received by wholesalers and retailers.) The final demand transportation and warehousing services index tracks price change for transportation of passengers, as well as, transportation of cargo sold to final demand, and also includes prices for warehousing and storage of goods sold to final demand. The final demand services less trade, transportation, and warehousing index measures price change for all services other than trade and transportation sold to final demand. Publishing, banking, lodging, and health care are examples of these services. The final demand construction index tracks price change for new construction, as well as maintenance and repair construction sold to final demand. Construction of office buildings is an example of a commodity that would be included in the final demand construction index. Lastly, the overall final demand index tracks price change for all types of commodities sold to final demand by combining the five final demand component indexes described above.

Intermediate Demand: The intermediate demand portion of the FD-ID system tracks price change for goods, services, and construction products sold to businesses as inputs to

production, excluding capital investment. The system includes two parallel treatments of intermediate demand. The first treatment organizes intermediate demand commodities by type. The second organizes intermediate demand commodities into production stages, with the explicit goal of developing a forward-flow model of production and price change.

The intermediate demand by commodity type portion of the system organizes commodities by similarity of product. The system is composed of six main price indexes: unprocessed goods for intermediate demand; processed goods for intermediate demand; intermediate demand trade services; intermediate demand transportation and warehousing services; intermediate demand services less trade, transportation, and warehousing; and intermediate demand construction.

The unprocessed goods for intermediate demand price index measures price change for goods sold to businesses as inputs to production that have undergone no fabrication. Crude petroleum sold to refineries is an example of an unprocessed good sold to intermediate demand. The processed goods for intermediate demand index tracks price change for fabricated goods sold as business inputs. Examples include car parts sold to car manufacturers and gasoline sold to trucking companies. The index for trade services for intermediate demand measures price change for the services of retailing and wholesaling goods purchased by businesses as inputs to production. The intermediate demand transportation and warehousing services index measures price change for business travel, as well as, transportation and warehousing of cargo sold to intermediate demand. The intermediate demand services less trade, transportation, and warehousing index measures price change for services other than trade, transportation, and warehousing sold as inputs to production. Legal and accounting services purchased by businesses are examples of intermediate demand services excluding trade, transportation, and warehousing. Finally, the construction for intermediate demand index measures price change for construction purchased by firms as inputs to production. The index for construction for intermediate demand tracks price change for maintenance and repair construction purchased by firms.

The production flow treatment of intermediate demand is a stage-based system of price indexes. These indexes can be used to study price transmission across stages of production and final demand. This system is constructed in a manner that maximizes forward flow of production between stages, while minimizing back-flow of production. The production flow treatment contains four main indexes: intermediate demand stage 1, intermediate demand stage 2, intermediate demand stage 3, and intermediate demand stage 4.

Indexes for the four stages were developed by first assigning each industry in the economy to one of four stages of production, where industries assigned to the fourth stage primarily produce output consumed as final demand, industries in the third stage primarily produce output consumed by stage 4 industries, industries assigned to the second stage primarily produce output consumed by stage 3 industries, and industries assigned to the first stage produce output primarily consumed by stage 2 industries. The four indexes then track prices for the net inputs consumed by industries in each of the four stages of production. The stage 4

intermediate demand index, for example, tracks price change for inputs consumed, but not produced, by industries included in the fourth stage of production. Hence, the index tracks price change in inputs to industries that primarily produce final demand commodities (stage 4 producers primarily produce commodities sold to final demand).

Examples of heavily weighted goods-producing industries in stage 4 include the manufacture of light trucks and utility vehicles, automobiles, and pharmaceuticals. Retail trade, food service and drinking places, and hospitals are examples of heavily weighted service industries included in stage 4. Stage 4 also includes all new construction industries. Examples of goods consumed by stage 4 industries include motor vehicle parts, commercial electric power, plastic construction products, biological products, and beef and veal. Engineering services, machinery and equipment wholesaling, long distance motor carrying, and legal services constitute examples of services consumed by stage 4 industries.

Examples of highly weighted goods-producing industries included in stage 3 are motor vehicle parts manufacturing, animal (except poultry) slaughtering and processing, and semiconductor manufacturing. Services industries classified in stage 3 include wholesale trade; insurance carriers; architecture, engineering, and related services; and hotels and motels. Examples of goods consumed by stage 3 industries include slaughter steers and heifers, industrial electric power, and hot rolled steel bars, plates, and structural shapes. Services commonly consumed by stage 3 industries include commissions from sales of property and casualty insurance, business loans, temporary help services, and administrative and general management consulting services.

Petroleum refineries; electricity generation, transmission, and distribution; natural gas distribution; cattle ranching and farming; and plastic materials and resin manufacturing are among the goods-based industries assigned to stage 2. Services industries that are heavily weighted in stage 2 include management of companies and enterprises; non-depository credit intermediation; insurance agencies and brokerages; and services to buildings and dwellings. Goods commonly purchased by stage 2 industries include crude oil, natural gas, formula feeds, and primary basic organic chemicals. Services that are heavily weighted in the intermediate demand stage 2 index are legal services, business loans, and cellular phone and other wireless telecommunication.

Goods producing industries in stage 1 include oil and gas extraction, paper mills, and grain farming. Real estate, legal services, and advertising services are examples of highly weighted services industries included in stage 1. Examples of goods consumed by stage 1 industries are commercial and industrial electric power and gasoline. Services commonly consumed by stage 1 industries include solid waste collection, chemicals and allied products wholesaling, and guestroom or unit rental. It should be noted that all inputs purchased by stage 1 industries are by definition produced either within stage 1 or by latter stages of processing, leaving stage 1 less useful for price transmission analysis. For additional information on industry stage assignments, see www.bls.gov/ppi/fd-id/ppi-intermediate-demand-by-production-flow-industry-stage-assignments.htm.

Comparing the PPI with CPI

Although some data users utilize the PPI as a potential indicator of the Consumer Price Index (CPI), there are many reasons why the PPI and the CPI may diverge. The scope of the personal consumption portion of the PPI includes all marketable output sold by domestic producers for households. The scope of the CPI includes goods and services provided by business or government, where explicit user charges are paid by consumers. For example, the most heavily weighted item in the CPI, owners' equivalent rent, is excluded from the PPI. The scope of the CPI includes imports. The PPI excludes imports. The CPI only includes components of personal consumption directly paid for by the consumers, while the PPI includes components of personal consumption that may not be paid for by consumers. For example, the PPI includes medical services paid for by third parties. In contrast to CPI, PPI does not completely cover services. PPIs exclude taxes, since they do not represent producer revenue. Conversely, sales and other taxes paid by consumers are part of household expenditure and are included in the CPI. Additional technical differences between PPI and CPI also exist. For more information see "Comparing new final demand producer price indexes with other Government price indexes," *Monthly Labor Review*, January 2014, at www.bls.gov/opub/mlr/.

Commodity Indexes

The commodity classification of the PPI organizes goods, services, and construction by similarity of product or end use, disregarding industry of origin. With the release of data for July 2009, PPI expanded its commodity structure to include indexes for services and construction products. Prior to this date, the PPI commodity structure only included products from goods producing sectors. Table 9 of the *PPI Detailed Report* includes data for commodity indexes, organized in a hierarchal structure, including major groupings, subgroups, product classes, sub-product classes, and individual items.

Industry Net-Output Price Indexes

PPIs for the net output of industries and their products are grouped according to the North American Industry Classification System (NAICS). Prior to the release of January 2004, industry-based PPIs were published according to the Standard Industrial Classification (SIC) system. Industry price indexes are compatible with other economic time series organized by industry, such as data on employment, wages, and productivity. Table 11 of the *PPI Detailed Report* includes data for NAICS industries and industry groups (3-, 4-, 5-, and 6-digit codes), Census product classes (7- and 8-digit codes), products (9-digit codes), more detailed sub-products (11-digit codes), and, for some industries, indexes for other sources of revenue.

Indexes may represent one of three kinds of product categories. Every industry has primary product indexes that show changes in prices received by establishments classified in the industry for products made primarily, but not necessarily exclusively, by that industry. The industry classification of an establishment is determined by which products make up a plurality of its total shipment value. In

addition, most industries have secondary product indexes that show changes in prices received by establishments for products chiefly made in some other industry. Some industries have miscellaneous receipts indexes that track price changes for other sources of revenue received by establishments within the industry that are not derived from sales of their products; for example, resales of purchased materials, or revenues from parking lots owned by a manufacturing plant.

Data Collection

PPIs are constructed using selling prices reported by establishments of all sizes, selected by probability sampling, with the probability of selection proportionate to size. Individual items and transaction terms also are chosen by probability proportionate to size. BLS strongly encourages cooperating companies to supply actual transaction prices at the time of shipment to minimize the use of list prices. Prices submitted by survey respondents are effective on the Tuesday of the week containing the 13th day of the month. The survey is conducted online via the BLS Internet Data Collection Facility (IDCF). Data provided by survey respondents are supplemented with data from other sources for some areas.

Price data are provided by survey respondents on a voluntary and confidential basis; only sworn BLS employees are allowed access to individual company price reports. BLS publishes price indexes, not actual prices. All PPIs are subject to monthly revisions up to 4 months after original publication to reflect the availability of late reports and corrections by respondents.

BLS periodically updates the PPI sample of survey respondents to better reflect current conditions when the structure, membership, technology, or product mix of an industry shifts significantly and to spread reporting burden among smaller firms. Information on these resampling efforts are noted in the *PPI News Release* and *PPI Detailed Report* in the months they occur.

As part of an ongoing effort to expand coverage to sectors of the economy other than mining and manufacturing, an increasing number of service and construction sector industries have been introduced into the PPI. The following list of industries introduced since the mid-1990s includes the month and year in which an article describing the industry's content appeared in the *PPI Detailed Report*.

Service and construction sector industries introduced into the Producer Price Index, by SIC or NAICS code at their date of introduction and the *PPI Detailed Report* issue that announces their introduction

Title	Code	<i>PPI Detailed Report</i> Issue
	SIC	
Wireless telecommunications	4812	July 1999
Telephone communications, except radio telephone	4813	July 1995
Television broadcasting	4833	July 2002
Grocery stores	5411	July 2000
Meat and fish (seafood) markets	5421	July 2000
Fruit and vegetable markets	5431	July 2000
Candy, nut, and confectionery stores ...	5441	July 2000

Title	Code	PPI Detailed Report Issue
SIC		
Retail bakeries	5461	July 2000
Miscellaneous food stores	5499	July 2000
New car dealers	5511	July 2000
Gasoline service stations	5541	January 2002
Boat dealers	5551	January 2002
Recreational vehicle dealers	5561	January 2002
Miscellaneous retail	59	January 2001
Security brokers, dealers, and investment bankers	6211	January 2001
Investment advice	6282	January 2003
Life insurance carriers	6311	January 1999
Property and casualty insurance	6331	July 1998
Insurance agencies and brokerages	6412	January 2003
Operators and lessors of nonresidential buildings	6512	January 1996
Real estate agents and managers	6531	January 1996
Prepackaged software	7372	January 1998
Data processing services	7374	January 2002
Home health care services	8082	January 1997
Legal services	8111	January 1997
Engineering design, analysis, and consulting services	8711	January 1997
Architectural design, analysis, and consulting services	8712	January 1997
Premiums for property and casualty insurance	9331	July 1998
NAICS		
New Industrial building construction	236211	January 2008
New warehouse building construction ..	236221	July 2005
New school construction	236222	July 2006
New office construction	236223	January 2007
New health care building construction...	236224	January 2013
Concrete contractors, nonresidential building work	23811X	July 2008
Roofing contractors, nonresidential building work	23816X	July 2008
Electrical contractors, nonresidential building work	23821X	July 2008
Plumbing / HVAC contractors, nonresidential building work	23822X	July 2008
Merchant wholesalers, durable goods ..	423	July 2005
Merchant wholesalers, nondurable goods	424	July 2005
Electronics and appliance stores	443	January 2004
Building material and garden equipment and supplies dealers.....	444	January 2004
Sporting goods, hobby, book, and music stores	451	January 2004
General merchandise stores	452	January 2004
Miscellaneous store retailers	453	January 2004
Pipeline transportation of natural gas....	486210	June 2022
Internet service providers	518111	July 2005
Internet publishing and web search portals	519130	January 2010
Commercial banking	522110	January 2005
Savings institutions	522120	January 2005
Direct health and medical insurance carriers	524114	July 2004

Title	Code	PPI Detailed Report Issue
NAICS		
Construction, mining, and forestry machinery and equipment rental and leasing	532412	January 2005
Management consulting services	541610	January 2007
Security guards and patrol services	561612	July 2005
Offices of dentists	621210	January 2011
Blood and organ banks	621991	January 2007
Amusement and theme parks	713110	July 2006
Golf courses and country clubs	713910	July 2006
Fitness and recreational sports centers ..	713940	July 2005
Commercial machinery repair and maintenance.....	811310	July 2007

Weights

Weights for most commodity groupings of the PPI, as well as, weights for commodity-based aggregate indexes calculated from commodity groupings, such as FD-ID indexes, currently reflect 2017 values of shipments as reported in the *Census of Manufactures* and other sources. From January 2018 to December 2022, PPI weights were derived from 2012 shipment values. Industry indexes now are calculated under the 2022 NAICS structure utilizing 2017 value of shipment weights and 2012 net output ratios. The periodic update of the value weights used to calculate the PPI is done to more accurately reflect changes in production and marketing patterns in the economy.

Net output values of shipments are used as weights for industry indexes. Net output values refer to the value of shipments from establishments within the industry to buyers outside the industry. However, weights for commodity indexes are based on gross shipment values, including values of shipments between establishments within the same industry. As a result, broad commodity grouping indexes, such as the PPI for All Commodities (which is composed of major commodity groupings 01 through 15), are affected by the multiple counting of price change at successive stages of processing, which can lead to exaggerated or misleading signals about inflation. The intermediate demand by commodity type FD-ID indexes partially correct for this defect, but industry indexes, final demand FD-ID indexes, and intermediate demand by production flow FD-ID indexes consistently correct for this at all levels of aggregation. Therefore, industry and FD-ID indexes are more appropriate than broad commodity groupings for analysis of general price trends.

Price Index Reference Base

Effective with publication of January 1988 data, many important PPI series (including most commodity groups and individual items) were placed on a new reference base, 1982 = 100. From 1971 through 1987, the standard reference base for most PPI series was 1967 = 100. Except for rounding differences, the shift to the new reference base did not alter any previously published percent changes for affected PPI series. (See “Calculating Index Changes,” below.) The 1982

reference base is not used for commodity indexes with a base later than December 1981 or for industry net output indexes and their products. The FD-ID indexes typically have a reference base of November 2009 = 100.

For further information on the underlying concepts and methodology of the Producer Price Index, see chapter 14, “Producer Prices,” in the *BLS Handbook of Methods*. This chapter can be downloaded from the BLS Web site at www.bls.gov/opub/hom/homch14.htm.

Calculating Index Changes

Each PPI measures price changes from a reference period that equals 100.0. An increase of 5.5 percent from the reference period in the Final Demand Goods Price Index, for example, is shown as 105.5. This change also can be expressed in dollars, as follows: prices received by domestic producers of a sample of final demand goods have risen from \$100 in November 2009 to \$105.50. Likewise, a current index of 90.0 would indicate that prices received by producers of final demand goods are 10 percent lower than they were in November 2009.

Movements of price indexes from one month to another are usually expressed as percent changes, rather than as changes in index points. Index point changes are affected by the level of the index in relation to its base period, whereas percent changes are not. The following example shows the computation of index point and percent changes.

Index point change

Final Demand Goods Price Index	107.5
Less previous index	104.0
Equals index point change	3.5

Index percent change

Index point change	3.5
Divided by the previous index	104.0
Equals	0.034
Result multiplied by 100	0.034 x 100
Equals percent change	3.4

Seasonally Adjusted and Unadjusted Data

Because price data are used for different purposes by different groups, BLS publishes seasonally adjusted and unadjusted changes each month. Seasonally adjusted data are preferred for analyzing general price trends in the economy because these data eliminate the effect of changes that normally occur at about the same time, and in about the same magnitude, every year—such as price movements resulting from normal weather patterns, regular production and marketing cycles, model changeovers, seasonal discounts, and holidays. For these reasons, seasonally adjusted data more clearly reveal underlying trends. Unadjusted data are of primary interest to users who need information that can be related to actual dollar values of transactions. Individuals requiring this information include marketing specialists, purchasing agents, budget and cost analysts, contract specialists, and commodity traders. It is the unadjusted data

that are generally cited when escalating long-term contracts such as purchasing agreements or real estate leases. For more information, see *Price Adjustment Guide for Contracting Parties*, on the Web at: www.bls.gov/ppi/publications/price-adjustment-guide-for-contracting-parties.htm.

Seasonal adjustment is accomplished using X-13 ARIMA, a software package published by the U.S. Census Bureau. Each year, the seasonal status of most commodity indexes is reevaluated to reflect more recent price behavior. Industry net output indexes are not seasonally adjusted. For time series that exhibit seasonal pricing patterns, new seasonal factors are estimated and applied to the unadjusted data from the prior 5 years. Updated seasonally adjusted indexes replace the most recent 5 years of seasonal data.

Seasonal factors may be applied to series using either a direct or an aggregative method. Generally, commodity indexes are seasonally adjusted using direct seasonal adjustment, which produces a more complete elimination of seasonal movements than does the aggregative method. However, the direct seasonal adjustment process may not yield figures that possess additive consistency. Thus, a seasonally adjusted index for a broad category that is directly adjusted may not be logically consistent with all seasonally adjusted indexes for its components. Seasonal movements for FD-ID indexes are derived indirectly through an aggregative method that combines movements of a wide variety of subproduct class (six-digit) series.

Seasonally adjusted indexes can become problematic when previously stable and predictable price patterns abruptly change. If the new pattern persists, the seasonal adjustment method will eventually reflect it; if the pattern keeps shifting, however, seasonally adjusted data will become chronically troublesome. This problem occurs relatively infrequently for farm and food-related products, but has more often affected manufactured products such as automobiles and steel.

Since January 1988, the PPI has used Intervention Analysis Seasonal Adjustment methods to enhance the calculation of seasonal factors. With this technique, outlier values that may distort the seasonal pattern are removed from the data prior to applying the standard seasonal factor estimation procedure. For example, a possible economic cause for large price movements for petroleum-based products might have been the COVID-19 pandemic. In this case, intervention techniques allowed for better estimates of seasonally adjusted data. On the whole, very few series have required intervention. Out of over 400 seasonally adjusted commodity series, 69 were subject to intervention in 2023.

For more information relating to seasonal adjustment methods, see “PPI and CPI Seasonal Adjustment: an Update” in the July 2010 *Monthly Labor Review*, and “PPI and CPI Seasonal Adjustment During the COVID-19 Pandemic” in the May 2022 *Monthly Labor Review*.

Producer Price Index Data on the Internet

In 1995, the BLS began posting PPI series, news releases, and technical information to the internet. There were more than 13 million instances of PPI data being downloaded from the BLS website during 2022.

Retrieving PPI data from the PPI Web site

PPI data can be obtained online (www.bls.gov/ppi). On this page, under the tab labeled “Featured PPI databases” links provide the following methods of data retrieval:

- **Top Picks** is a form-based application for both Industry Data and Commodity Data that allows the user to quickly obtain PPI time series data by selecting the high-level aggregate and other commonly requested time series, including the All Commodities Index and the FD-ID indexes (for example, Final Demand). Within each list, any one—or all—of the time series shown can be selected. A user can modify the date range and output options after executing the query, using the reformat button above the data output table.
- **One-Screen Data Search and Multi-Screen Data Search** are form-based query applications for both Industry Data and Commodity Data designed for users unfamiliar with the PPI coding structure. These applications guide a user through the PPI classification by listing index titles and do not require knowledge of commodity or industry codes. Data retrieved are based on a query formulated by selecting data characteristics from lists provided. Two options are available to create customized tables, depending on a user’s browser capability. The one-screen option is a JavaScript application that uses a single screen to guide a user through the available time series data. The second option is a multiple-screen, non-Java-based application. Both methods allow a user to browse the PPI coding structure and select multiple series. Users can modify the date range and output options after executing the query using the reformat button above the data output table.
- **Series Report** is a form-based application that allows users to input multiple, formatted PPI time series identifiers (commodity or industry codes) as inputs in extracting data according to a specified set of date ranges and output options. This application provides the most efficient path for users who are familiar with the format of PPI time series identifiers. There are five alphabetic prefixes used to create unique PPI time series identifiers: WP, WD, PC, PD, and ND. Each provides the user access to a different PPI database. Adding either a “u” (not seasonally adjusted) or an “s” (seasonally adjusted) to the end of these prefixes further specifies the type of data needed.

EXAMPLES

For commodity and FD-ID indexes, series identifiers combine a “wpu” prefix (not seasonally adjusted) or a “wps” prefix (seasonally adjusted) with a commodity code.

<u>Commodity code</u>	<u>Provides data for:</u>
wps141101	Passenger cars, seasonally adjusted
wpu141101	Passenger cars, not seasonally adjusted
wpufd4	Final demand, not seasonally adjusted
wpsid63	Services for intermediate demand, seasonally adjusted

For discontinued commodity indexes, series identifiers combine a “wdu” prefix (not seasonally adjusted) or a “wds” prefix (seasonally adjusted) with a commodity code.

<u>Commodity code</u>	<u>Provides data for:</u>
wds019	Other farm products, seasonally adjusted
wdu0635	Preparations, ethical (prescription), not seasonally adjusted
wdusi138011	Stainless steel mill products, not seasonally adjusted

Current price indexes grouped by industry according to NAICS have series identifiers that begin with the prefix “pcu.” After the prefix, there are 12 digits (the 6-digit industry code is listed twice) followed by up to 7 alphanumeric characters identifying product detail. Dashes are used as placeholders for higher-level industry group codes.

<u>Industry-product code, current NAICS series</u>	<u>Provides data for:</u>
pcu325---325---	Chemical manufacturing
pcu336110336110	Automobile and light duty motor vehicle manufacturing
pcu621111621111411	Offices of physicians, one- and two-physician practices and single-specialty group practices, general/family practice

Discontinued industry-product codes based on SIC combine a “pdu” prefix and “#” between the fourth and fifth characters of the product code. Series identifiers for the discontinued dataset use underscores as placeholders to complete a reference to an SIC industry group code of fewer than four digits. (All PPI industry-based indexes organized by SIC were discontinued with the introduction of NAICS in 2004.)

<u>Industry-product code, discontinued SIC series</u>	<u>Provides data for:</u>
pdu28_#	Chemicals and allied products
pdu331_#	Blast furnaces, steel works, and rolling and finishing mills
pdu3711#111	Passenger cars

Price indexes for discontinued series grouped by industry according to NAICS have identifiers that begin with the prefix “ndu”. After the prefix, there are 12 numeric digits (the 6-digit industry code is listed twice), and up to 7 additional alphanumeric characters that identify product detail. Dashes are used as placeholders for higher-level group codes.

*Industry-product code,
discontinued NAICS series*

ndu212231212231
ndu2122312122312
ndu212231212231214

Provides data for

Lead and zinc ore mining
Lead, zinc concentrates
Lead concentrates

- **Text Files** are best suited for users requiring access to either a large volume of time series data or other PPI-related documentation, such as seasonal factor tables and relative importance tables. The text files can be accessed at download.bls.gov/ or directly from links on the “PPI Databases” page or the PPI homepage. Data and documentation available for download include the following:

Industry Data	<u>Directory:</u> /pub/time.series/pc
Industry Data - Discontinued (NAICS basis)	/pub/time.series/nd
(SIC basis)	/pub/time.series/pd
Commodity Data (incl. FD-ID)	/pub/time.series/wp
Commodity Data – Discontinued	/pub/time.series/wd
Special requests	/pub/special.requests/ppi

Additional information

The PPI homepage (www.bls.gov/ppi) contains additional information regarding PPI data and methodology. The “PPI Publications” section of the homepage provides PPI news releases, both current and archived, as well as general PPI information. The “PPI Tables” section provides relative importance and seasonal factor tables. The remaining sections offer special notices and publications pertaining to PPI methodology and applications.

For questions or comments regarding PPI data classification, methodology, or data availability on the Internet, call or e-mail the Section of Index Analysis and Public Information at (202) 691-7705 or ppi-info@bls.gov. If you are deaf, hard of hearing, or have a speech disability, please dial 7-1-1 to access telecommunications relay services.