

PPI Detailed Report

Data for April 2010



U.S. Department of Labor

U.S. Bureau of Labor Statistics

A blue-tinted composite image. The background shows a large industrial machine, possibly a welding robot, with bright sparks emanating from its nozzle. In the foreground, a man and a woman in business attire are looking at a laptop screen. The overall scene suggests a connection between industry and data analysis.

Mining • Manufacturing • Services
Agriculture • Utilities • Construction

PPI Detailed Report Data for April 2010

Editors

Joseph Kowal
Antonio Lombardozzi
Lana Borgie

Vol. 14, No. 4

Contents

| | <i>Page</i> |
|---|-------------|
| Producer Price Indexes, April 2010 | 1 |
| Stage-of-Processing 12-month Percent Change Charts: January 2005 - Present | |
| Finished goods | 5 |
| Intermediate goods | 6 |
| Crude goods | 7 |
| Tables | |
| Producer Price Indexes | |
| 1. Stage of processing | 8 |
| 2. Selected commodity groupings by stage of process | 9 |
| 3. Selected stage of processing groupings, seasonally adjusted | 13 |
| 4. Net output of selected industries and industry groups | 14 |
| 5. Net output of selected industries and their products | 16 |
| 6. Commodity groupings and individual items | 106 |
| 7. Durability of product | 158 |
| 8. Special commodity groupings | 159 |
| 9. Material and supply inputs to construction | 161 |
| Technical note | 162 |

Producer Price Index Release Dates

The following is the schedule of release dates for Producer Price Index data for 2010. News releases are issued at 8:30 a.m. eastern time on each release date.

| Reference Month | Release Date |
|-----------------|----------------|
| January 2010 | Feb. 18, 2010 |
| February 2010 | Mar. 17, 2010 |
| March 2010 | Apr. 22, 2010 |
| April 2010 | May 18, 2010 |
| May 2010 | June 16, 2010 |
| June 2010 | July 15, 2010 |
| July 2010 | Aug. 17, 2010 |
| August 2010 | Sept. 16, 2010 |
| September 2010 | Oct. 14, 2010 |
| October 2010 | Nov. 16, 2010 |
| November 2010 | Dec. 14, 2010 |

Producer Price Indexes – April 2010

The Producer Price Index for Finished Goods declined 0.1 percent in April, seasonally adjusted. This decrease followed a 0.7-percent advance in March and a 0.6-percent decrease in February. At the earlier stages of processing, prices received by producers of intermediate goods moved up 0.8 percent and the crude goods index fell 1.2 percent. On an unadjusted basis, prices for finished goods advanced 5.5 percent for the 12 months ended April 2010, their sixth consecutive 12-month increase. (See table A.)

Stage-of-Processing Analysis

Finished goods

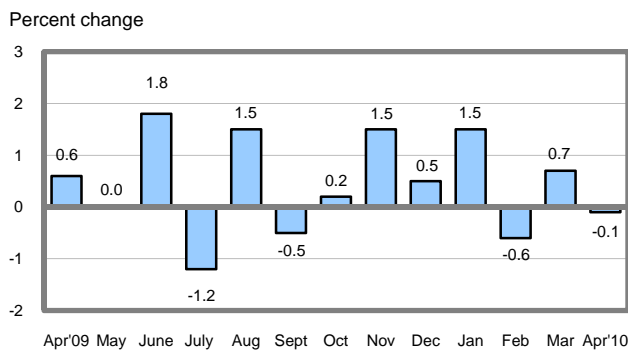
In April, the decline in the index for finished goods can be attributed to lower prices for energy goods, which fell 0.8 percent. Also contributing to lower finished goods prices, the index for finished consumer foods moved down 0.2 percent. By contrast, prices for finished goods less foods and energy rose 0.2 percent.

Finished energy: Prices for finished energy goods decreased 0.8 percent after rising 0.7 percent in the previous month. Leading this decline, the gasoline index fell 2.7 percent. Lower prices for liquefied petroleum gas and residential natural gas also were factors in the finished energy goods decrease. (See table 2.)

Finished foods: Prices for finished consumer foods fell 0.2 percent in April, their first decline since July 2009. Leading the April decrease, the index for fresh and dry vegetables dropped 10.2 percent. Lower prices for eggs for fresh use also contributed to the finished consumer foods decline.

Finished core: The index for finished goods less foods and energy advanced 0.2 percent in April, its sixth consecutive

Chart 1. Monthly percent changes in the Producer Price Index for Finished Goods, seasonally adjusted: April 2009 – April 2010



monthly increase. Accounting for about one-fifth of the April advance, passenger car prices rose 0.6 percent.

Intermediate goods

The Producer Price Index for Intermediate Materials, Supplies, and Components moved up 0.8 percent in April, its seventh straight monthly advance. Accounting for most of the broad-based April increase, prices for intermediate materials less foods and energy climbed 1.1 percent. The indexes for both intermediate foods and feeds and for intermediate energy goods also contributed to this advance, rising 0.5 and 0.1 percent, respectively. On a 12-month basis, prices for intermediate goods moved up 8.6 percent, their largest increase since a 9.8-percent rise in October 2008. (See table B.)

Intermediate core: The index for intermediate materials less foods and energy climbed 1.1 percent, its largest increase since a 2.0-percent rise in July 2008. Thirty percent of the April advance can be attributed to higher prices for plastic resins and materials, which surged 11.4 percent. The indexes for steel mill products and primary basic organic chemicals also contributed significantly to higher intermediate core prices. (See table 2.)

Intermediate foods: Prices for intermediate foods and feeds advanced 0.5 percent in April, after falling in each of the previous three months. A major factor in this increase was a 5.1-percent rise in the index for meats. Higher prices for natural cheese, except cottage cheese also played a significant role in the intermediate foods advance.

Intermediate energy: The index for intermediate energy goods inched up 0.1 percent in April, its second straight monthly rise. The index for electric power led the April increase, climbing 1.1 percent.

Chart 2. 12-month percent changes in the Producer Price Index for Finished Goods, not seasonally adjusted: April 2009 – April 2010

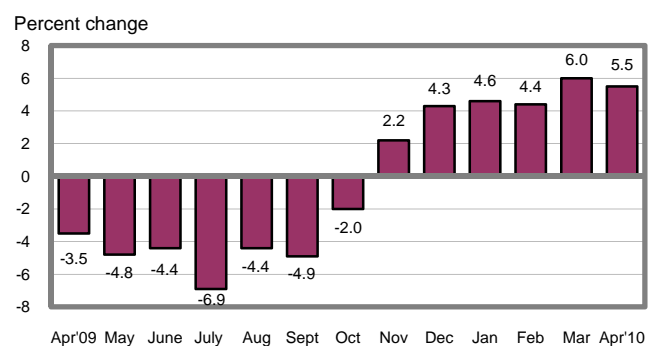


Chart 3. Monthly percent changes in the Producer Price Index for Intermediate Goods, seasonally adjusted: April 2009 – April 2010

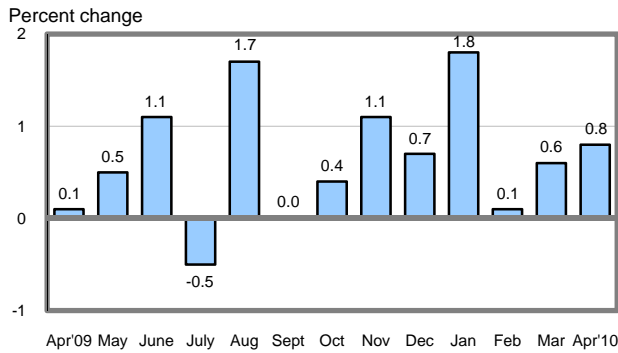


Chart 4. 12-month percent changes in the Producer Price Index for Intermediate Goods, not seasonally adjusted: April 2009 – April 2010

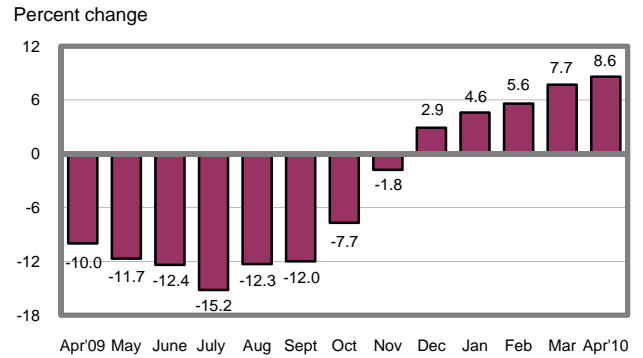


Table A. Monthly and 12-month percent changes in selected stage-of-processing price indexes, seasonally adjusted

| Month | Finished goods | | | | | Intermediate goods | Crude goods |
|-------------------------|------------------|-------|--------|-------------------------|--|--------------------|-------------|
| | Total | Foods | Energy | Except foods and energy | Change in finished goods from 12 months ago (unadj.) | | |
| 2009 | | | | | | | |
| Apr..... | 0.6 | 1.6 | 1.4 | 0.1 | -3.5 | 0.1 | 2.4 |
| May..... | 0.0 | -1.4 | 1.8 | -0.1 | -4.8 | 0.5 | 3.2 |
| June..... | 1.8 | 1.0 | 7.6 | 0.3 | -4.4 | 1.1 | 4.3 |
| July..... | -1.2 | -1.3 | -4.5 | -0.1 | -6.9 | -0.5 | -3.3 |
| Aug..... | 1.5 | 0.3 | 6.2 | 0.3 | -4.4 | 1.7 | 4.5 |
| Sept..... | -0.5 | 0.0 | -1.8 | -0.1 | -4.9 | 0.0 | -2.2 |
| Oct..... | 0.2 | 1.3 | 1.2 | -0.5 | -2.0 | 0.4 | 7.0 |
| Nov..... | 1.5 ^r | 0.7 | 5.2 | 0.4 ^r | 2.2 | 1.1 ^r | 4.2 |
| Dec. ¹ | 0.5 | 1.4 | 1.2 | 0.1 | 4.3 | 0.7 | 1.7 |
| 2010 | | | | | | | |
| Jan. ¹ | 1.5 | 0.3 | 5.7 | 0.3 | 4.6 | 1.8 | 8.7 |
| Feb..... | -0.6 | 0.4 | -2.9 | 0.1 | 4.4 | 0.1 | -3.5 |
| Mar..... | 0.7 | 2.4 | 0.7 | 0.1 | 6.0 | 0.6 | 3.2 |
| Apr..... | -0.1 | -0.2 | -0.8 | 0.2 | 5.5 | 0.8 | -1.2 |

1 Some of the figures shown above and elsewhere in this release may differ from those previously reported because data for December 2009 have been revised to reflect the availability of late reports and corrections by respondents.

r Revised

Crude goods

The Producer Price Index for Crude Materials for Further Processing decreased 1.2 percent in April. For the 3-month period ending in April, crude materials prices fell 1.6 percent compared with a 15.1-percent jump from October to January. The monthly decline in April can be attributed to a 5.9-percent decrease in the index for crude energy materials. By contrast, prices for crude nonfood materials less energy moved up 4.0 percent and the index for crude foodstuffs and feedstuffs increased 0.9 percent. (See table B.)

Crude energy: The index for crude energy materials declined 5.9 percent in April. From January to April, prices for crude energy materials dropped 10.8 percent subsequent to a 24.5-percent surge for the 3 months ended January 2010. April's monthly decrease was entirely the result of natural gas prices, which fell 19.2 percent. (See table 2.)

Crude core: The index for crude nonfood materials less energy rose 4.0 percent in April. For the 3-month period ending in April, crude core prices moved up 9.6 percent after increasing 11.0 percent from October to January. About two-thirds of April's monthly advance can be attributed to a 4.9-percent rise in prices for nonferrous metals. An increase in the index for iron and steel scrap also contributed to higher crude core prices.

Crude foods: The index for crude foodstuffs and feedstuffs increased 0.9 percent in April. From January to April, crude foodstuffs and feedstuffs prices climbed 2.9 percent following a 7.5-percent rise in the previous 3-month period. Leading the April advance, prices for slaughter cattle moved up 7.6 percent. An increase in the index for slaughter poultry also contributed to higher prices for crude foodstuffs and feedstuffs.

Table B. Monthly and 12-month percent changes in selected price indexes for intermediate goods and crude goods, seasonally adjusted

| Month | Intermediate goods | | | | Crude goods | | | |
|-------------------------|--------------------|--------|-------------------------|--|-------------|--------|-------------------------|---|
| | Foods | Energy | Except foods and energy | Change in intermediate goods from 12 months ago (unadj.) | Foods | Energy | Except foods and energy | Change in crude goods from 12 months ago (unadj.) |
| 2009 | | | | | | | | |
| Apr..... | 0.5 | 2.4 | -0.5 | -10.0 | 4.1 | 1.2 | 0.6 | -40.3 |
| May..... | 1.0 | 3.1 | -0.2 | -11.7 | -0.3 | 6.2 | 4.4 | -41.5 |
| June..... | 1.1 | 4.7 | 0.2 | -12.4 | -1.3 | 10.5 | 3.0 | -40.3 |
| July..... | -2.1 | -2.4 | 0.2 | -15.2 | -4.7 | -4.5 | 2.8 | -44.8 |
| Aug..... | 0.3 | 6.7 | 0.6 | -12.3 | 0.6 | 6.6 | 7.4 | -35.0 |
| Sept..... | 0.4 | -2.0 | 0.5 | -12.0 | -1.1 | -5.7 | 2.0 | -31.7 |
| Oct..... | -0.1 | 1.4 | 0.1 | -7.7 | 5.9 | 11.4 | 1.6 | -13.2 |
| Nov..... | 1.1 | 4.6 | 0.3 ^r | -1.8 ^r | 1.1 | 9.4 | -0.3 | 4.8 |
| Dec. ¹ | 1.8 | 0.8 | 0.6 | 2.9 | 3.2 | -0.9 | 4.8 | 13.3 |
| 2010 | | | | | | | | |
| Jan. ¹ | -0.4 | 7.4 | 0.5 | 4.6 | 3.0 | 14.9 | 6.1 | 25.2 |
| Feb..... | -0.4 | -2.7 | 0.9 | 5.6 | -1.4 | -6.4 | -0.6 | 28.6 |
| Mar..... | -0.5 | 0.4 | 0.7 | 7.7 | 3.4 | 1.3 | 6.0 | 33.4 |
| Apr..... | 0.5 | 0.1 | 1.1 | 8.6 | 0.9 | -5.9 | 4.0 | 28.8 |

1 Some of the figures shown above and elsewhere in this release may differ from those previously reported because data for December 2009 have been revised to reflect the availability of late reports and corrections by respondents.

r Revised

Chart 5. Monthly percent changes in the Producer Price Index for Crude Materials, seasonally adjusted: April 2009 – April 2010

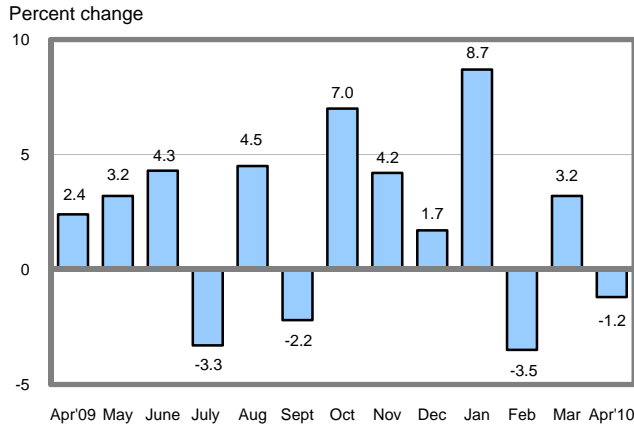
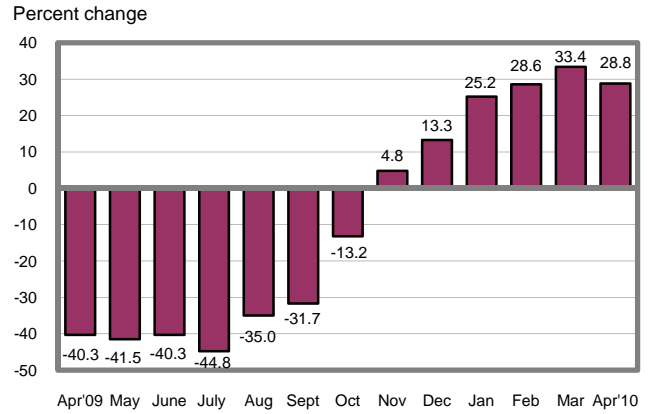


Chart 6. 12-month percent changes in the Producer Price Index for Crude Materials, not seasonally adjusted: April 2009 – April 2010



Services Analysis

Trade industries: The Producer Price Index for the Net Output of Total Trade Industries moved down 0.6 percent in April following advances in each of the previous two months. (Trade industries measure changes in margins received by wholesalers and retailers.) Most of the April decline can be attributed to a 3.6-percent decrease in margins received by wholesale trade industries. Lower margins received by non-discount department stores and supermarkets also contributed to the decline in the total trade industries index.

Transportation and warehousing industries: The Producer Price Index for the Net Output of Transportation and Warehousing Industries rose 0.8 percent in April, its second consecutive monthly increase. Over forty percent of the April

advance can be attributed to prices received by the scheduled air transportation industry group, which moved up 1.9 percent. Higher prices received by the general freight trucking industry group and the deep sea freight transportation industry also were factors in the advance in the transportation and warehousing industries index.

Traditional service industries: The Producer Price Index for the Net Output of Total Traditional Service Industries moved up 0.9 percent in April after decreasing 0.5 percent in the previous month. Three quarters of the April rise can be attributed to an 8.4-percent climb in prices received by the commercial banking industry. Higher prices received by portfolio managers and non-casino hotels and motels also contributed to the advance in the total traditional service industries index.

Chart 1. The Finished Goods Index and its component indexes, January 2005 through April 2010, 12-month percentage changes

Percent change

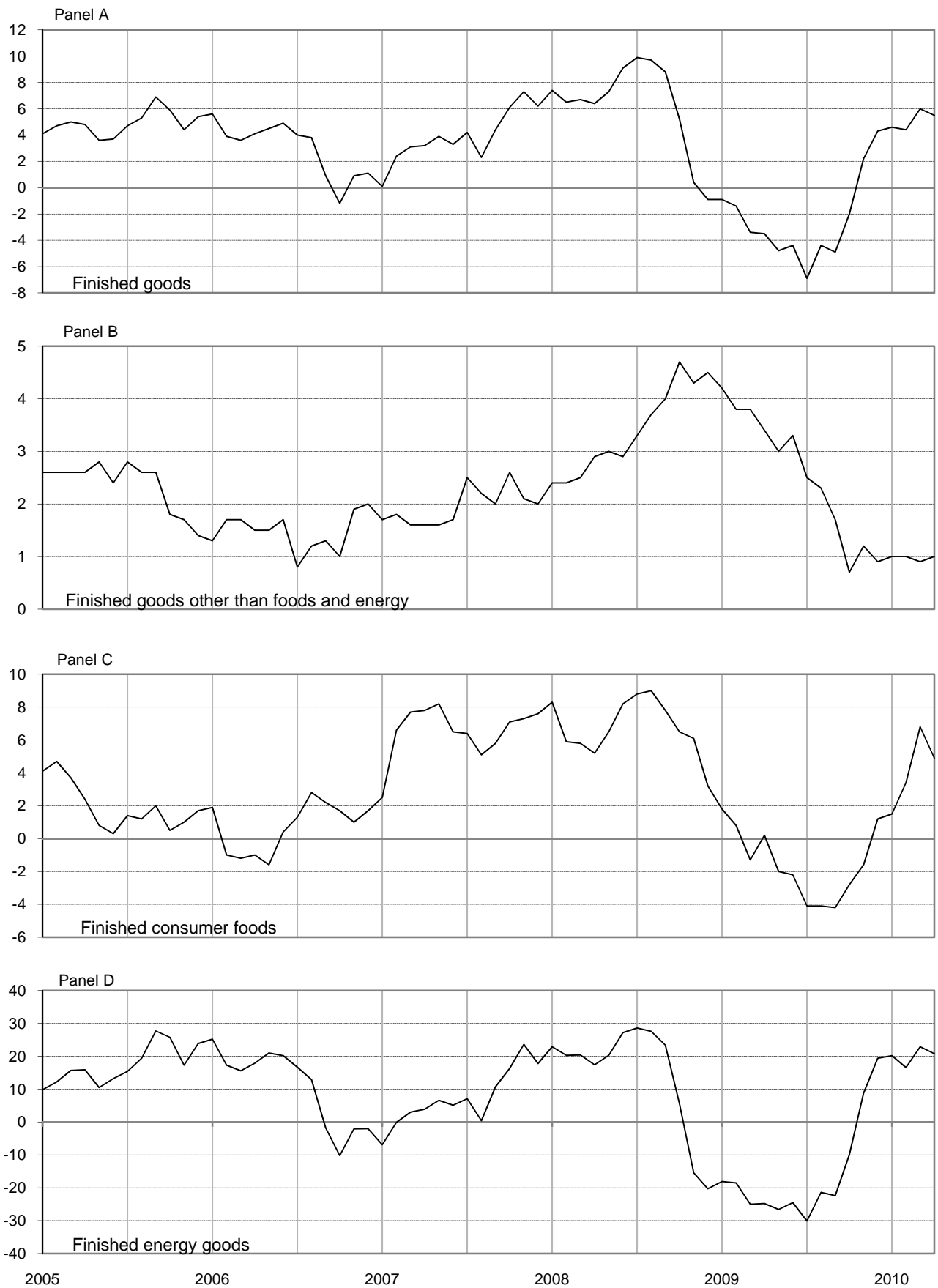


Chart 2. The Intermediate Goods Index and its component indexes, January 2005 through April 2010, 12-month percentage changes

Percent change

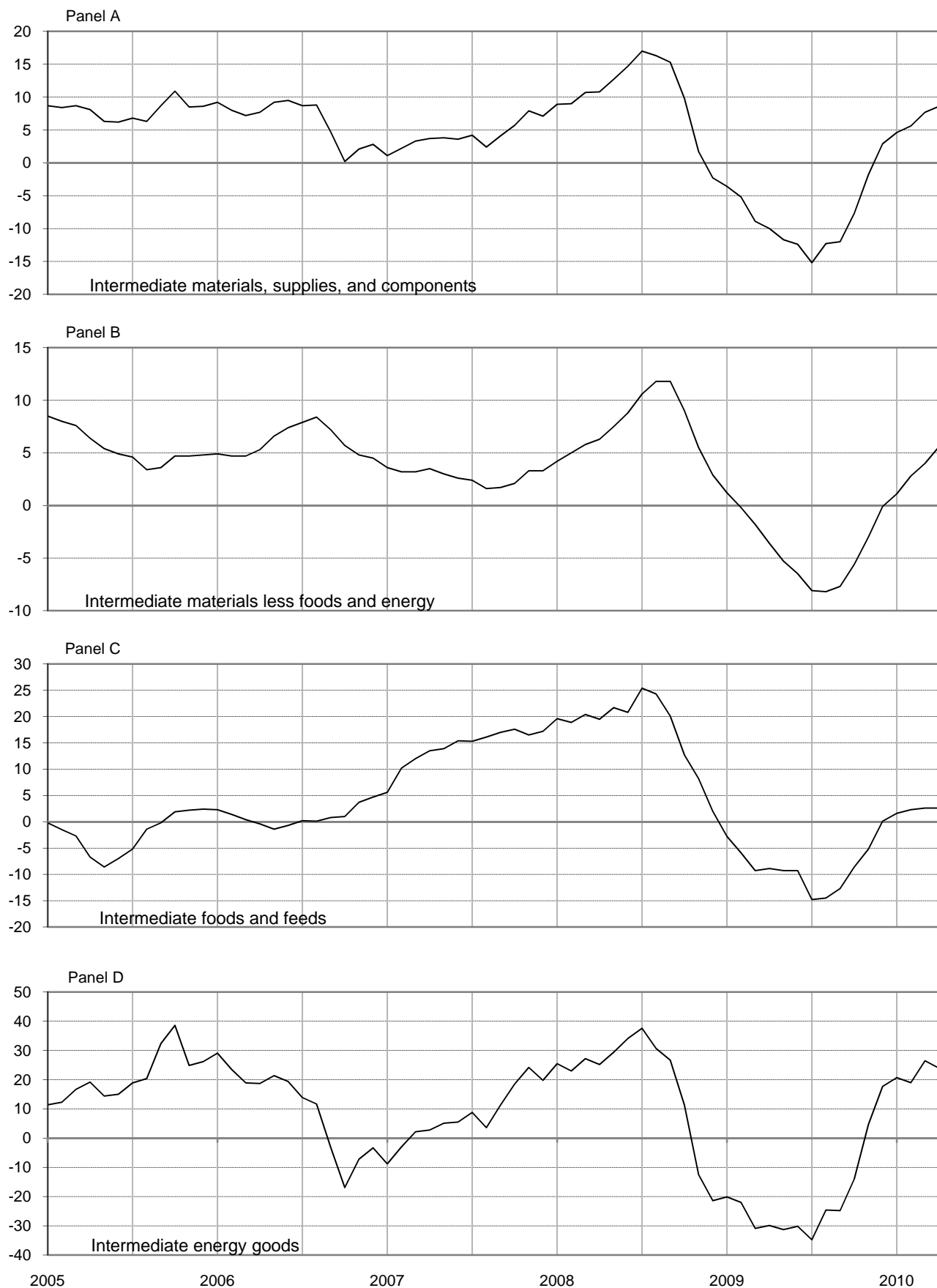
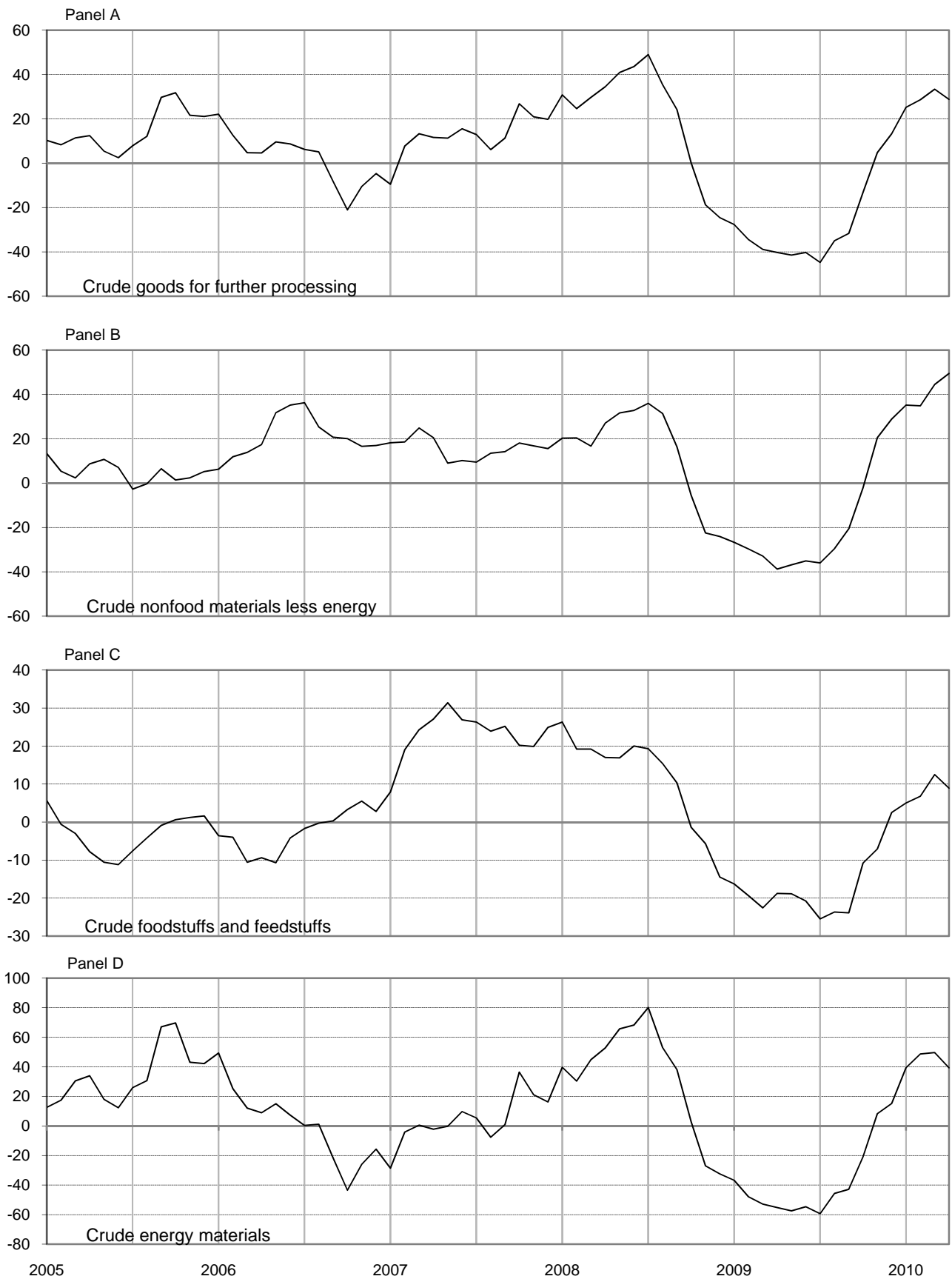


Chart 3. The Crude Goods Index and its component indexes, January 2005 through April 2010, 12-month percentage changes

Percent change



Source: U.S. Bureau of Labor Statistics, Producer Price Index Program

Table 1. Producer price indexes and percent changes by stage of processing
[1982=100]

| Grouping | Relative importance Dec. 2009 ¹ | Unadjusted index | | | Unadjusted percent change to Apr. 2010 from: | | Seasonally adjusted percent change from: | | |
|--|---|---------------------------|---------------------------|---------------------------|--|--------------|---|-----------------|--------------|
| | | Dec. 2009 ² | Mar. 2010 ² | Apr. 2010 ² | Apr. 2009 | Mar. 2010 | Jan. to Feb. | Feb. to Mar. | Mar. to Apr. |
| Finished goods..... | 100.000 | 176.0 | 179.2 | 179.6 | 5.5 | 0.2 | -0.6 | 0.7 | -0.1 |
| Finished consumer goods..... | 73.787 | 183.8 | 188.4 | 188.9 | 7.3 | 0.3 | -0.7 | 0.9 | -0.2 |
| Finished consumer foods..... | 18.575 | 179.8 | 185.6 | 184.6 | 4.9 | -0.5 | 0.4 | 2.4 | -0.2 |
| Crude..... | 1.993 | 186.6 | 223.6 | 196.7 | 18.9 | -12.0 | -0.3 | 23.8 | -8.9 |
| Processed..... | 16.583 | 178.8 | 181.0 | 183.0 | 3.4 | 1.1 | 0.4 | 0.0 | 1.1 |
| Finished consumer goods, excluding foods..... | 55.212 | 184.2 | 188.3 | 189.4 | 8.1 | 0.6 | -1.0 | 0.4 | -0.2 |
| Nondurable goods less foods..... | 40.291 | 200.9 | 207.0 | 208.6 | 11.1 | 0.8 | -1.5 | 0.5 | -0.3 |
| Durable goods..... | 14.921 | 144.9 | 145.0 | 145.0 | 0.4 | 0.0 | 0.1 | 0.0 | 0.1 |
| Capital equipment..... | 26.213 | 157.1 | 157.2 | 157.3 | 0.3 | 0.1 | -0.1 | 0.0 | 0.2 |
| Manufacturing industries..... | 5.828 | 159.3 | 159.3 | 159.7 | 0.2 | 0.3 | 0.0 | 0.1 | 0.3 |
| Nonmanufacturing industries..... | 20.384 | 156.3 | 156.3 | 156.3 | 0.3 | 0.0 | -0.1 | -0.1 | 0.2 |
| Intermediate materials, supplies, and components..... | 100.000 | 176.6 | 181.0 | 183.1 | 8.6 | 1.2 | 0.1 | 0.6 | 0.8 |
| Materials and components for manufacturing..... | 44.099 | 167.5 | 172.5 | 175.0 | 10.1 | 1.4 | 1.0 | 1.0 | 1.4 |
| Materials for food manufacturing..... | 3.437 | 168.5 | 170.4 | 173.1 | 5.4 | 1.6 | 0.6 | 0.2 | 1.5 |
| Materials for nondurable manufacturing..... | 14.300 | 202.9 | 214.7 | 218.3 | 19.6 | 1.7 | 2.1 | 1.7 | 1.7 |
| Materials for durable manufacturing..... | 9.654 | 176.5 | 183.1 | 189.2 | 15.9 | 3.3 | 0.9 | 1.5 | 3.2 |
| Components for manufacturing..... | 16.707 | 141.0 | 141.7 | 141.8 | 0.7 | 0.1 | 0.1 | 0.2 | 0.1 |
| Materials and components for construction..... | 9.809 | 202.0 | 204.8 | 206.0 | 1.4 | 0.6 | 0.7 | 0.6 | 0.6 |
| Processed fuels and lubricants..... | 19.645 | 171.4 | 179.3 | 182.5 | 20.5 | 1.8 | -2.4 | 0.1 | 0.1 |
| Manufacturing industries..... | 5.432 | 171.6 | 176.3 | 179.4 | 14.0 | 1.8 | -2.5 | -0.2 | 0.3 |
| Nonmanufacturing industries..... | 14.213 | 171.7 | 181.0 | 184.1 | 23.1 | 1.7 | -2.3 | 0.2 | -0.1 |
| Containers..... | 2.659 | 193.2 | 198.3 | 199.7 | 1.1 | 0.7 | 2.1 | 0.6 | 0.8 |
| Supplies..... | 23.789 | 172.5 | 173.4 | 173.8 | 1.0 | 0.2 | 0.0 | 0.1 | 0.2 |
| Manufacturing industries..... | 2.990 | 167.6 | 170.8 | 171.8 | 2.0 | 0.6 | 0.6 | 1.2 | 0.6 |
| Nonmanufacturing industries..... | 20.798 | 171.9 | 172.4 | 172.7 | 0.9 | 0.2 | -0.1 | 0.0 | 0.2 |
| Feeds..... | 1.603 | 169.4 | 161.6 | 156.4 | -5.9 | -3.2 | -4.1 | -2.8 | -3.2 |
| Other supplies..... | 19.196 | 173.7 | 174.9 | 175.7 | 1.5 | 0.5 | 0.3 | 0.2 | 0.5 |
| Crude materials for further processing..... | 100.000 | 195.5 | 213.6 | 211.1 | 28.8 | -1.2 | -3.5 | 3.2 | -1.2 |
| Foodstuffs and feedstuffs..... | 36.945 | 138.9 | 147.4 | 148.7 | 8.9 | 0.9 | -1.4 | 3.4 | 0.9 |
| Nonfood materials..... | 63.055 | 231.2 | 256.7 | 250.8 | 43.6 | -2.3 | -4.6 | 3.1 | -2.3 |
| Nonfood materials except fuel ³ | 41.350 | 247.7 | 281.7 | 292.3 | 59.8 | 3.8 | -4.5 | 8.7 | 3.7 |
| Manufacturing ³ | 39.785 | 232.8 | 266.0 | 276.3 | 63.0 | 3.9 | -4.6 | 9.0 | 3.8 |
| Construction..... | 1.565 | 200.9 | 201.8 | 202.2 | 0.2 | 0.2 | 0.2 | -0.1 | -0.2 |
| Crude fuel ⁴ | 21.705 | 193.2 | 204.7 | 174.7 | 14.3 | -14.7 | -4.7 | -6.8 | -14.8 |
| Manufacturing industries..... | 0.737 | 202.4 | 211.5 | 193.1 | 6.9 | -8.7 | -4.0 | -4.0 | -8.8 |
| Nonmanufacturing industries..... | 20.968 | 196.8 | 208.6 | 177.5 | 14.6 | -14.9 | -4.8 | -6.9 | -15.0 |
| Special groupings | | | | | | | | | |
| Finished goods, excluding foods..... | 81.425 ⁵ | 174.3 | 176.9 | 177.7 | 5.6 | 0.5 | -0.7 | 0.2 | -0.1 |
| Intermediate materials less foods and feeds..... | 92.159 ⁶ | 177.2 | 182.1 | 184.3 | 9.1 | 1.2 | 0.1 | 0.7 | 0.8 |
| Intermediate foods and feeds..... | 7.841 ⁶ | 168.0 | 167.8 | 168.7 | 2.6 | 0.5 | -0.4 | -0.5 | 0.5 |
| Crude materials less agricultural products ^{3, 7} | 60.521 ⁸ | 236.6 | 263.7 | 256.8 | 45.0 | -2.6 | -4.5 | 2.9 | -2.7 |
| Finished energy goods..... | 21.023 ⁵ | 156.0 | 163.7 | 165.8 | 20.8 | 1.3 | -2.9 | 0.7 | -0.8 |
| Finished goods less energy..... | 78.977 ⁵ | 174.0 | 175.8 | 175.7 | 1.9 | -0.1 | 0.2 | 0.6 | 0.1 |
| Finished consumer goods less energy..... | 52.765 ⁵ | 181.6 | 184.3 | 184.2 | 2.8 | -0.1 | 0.3 | 0.9 | 0.1 |
| Finished goods less foods and energy..... | 60.402 ⁵ | 172.4 | 172.9 | 173.1 | 1.0 | 0.1 | 0.1 | 0.1 | 0.2 |
| Finished consumer goods less foods and energy..... | 34.190 ⁵ | 183.0 | 184.0 | 184.3 | 1.5 | 0.2 | 0.2 | 0.1 | 0.2 |
| Consumer nondurable goods less foods and energy..... | 19.269 ⁵ | 216.4 | 218.5 | 219.0 | 2.4 | 0.2 | 0.2 | 0.3 | 0.2 |
| Intermediate energy goods..... | 20.470 ⁶ | 173.8 | 182.3 | 185.2 | 23.9 | 1.6 | -2.7 | 0.4 | 0.1 |
| Intermediate materials less energy..... | 79.530 ⁶ | 175.0 | 178.5 | 180.3 | 5.3 | 1.0 | 0.9 | 0.6 | 1.0 |
| Intermediate materials less foods and energy..... | 71.689 ⁶ | 175.7 | 179.5 | 181.4 | 5.6 | 1.1 | 0.9 | 0.7 | 1.1 |
| Crude energy materials ³ | 42.065 ⁸ | 208.6 | 229.4 | 215.9 | 39.3 | -5.9 | -6.4 | 1.3 | -5.9 |
| Crude materials less energy..... | 57.935 ⁸ | 176.3 | 191.4 | 195.2 | 21.1 | 2.0 | -1.2 | 4.3 | 2.0 |
| Crude nonfood materials less energy ⁴ | 20.990 ⁸ | 285.3 | 322.2 | 335.4 | 49.5 | 4.1 | -0.6 | 6.0 | 4.0 |

1 Comprehensive relative importance figures are initially computed after the publication of December indexes and are recalculated after final December indexes are available. Individual items and subtotals may not add exactly to totals because of rounding differences.

2 The indexes for December 2009 have been recalculated to incorporate late reports and corrections by respondents. All indexes are subject to revision 4 months after original publication.

3 Includes crude petroleum.

4 Excludes crude petroleum.

5 Percent of total finished goods.

6 Percent of total intermediate materials.

7 Formerly titled "Crude materials for further processing, excluding crude foodstuffs and feedstuffs, plant and animal fibers, oilseeds, and leaf tobacco."

8 Percent of total crude materials.

Table 2. Producer price indexes and percent changes for selected commodity groupings by stage of processing

[1982=100, unless otherwise indicated]

| Grouping | Commodity code | Unadjusted index | | | Unadjusted percent change to Apr. 2010 from: | | Seasonally adjusted percent change from: | | |
|---|----------------|------------------------|------------------------|------------------------|--|-----------|--|--------------|--------------|
| | | Dec. 2009 ¹ | Mar. 2010 ¹ | Apr. 2010 ¹ | Apr. 2009 | Mar. 2010 | Jan. to Feb. | Feb. to Mar. | Mar. to Apr. |
| Finished goods..... | | 176.0 | 179.2 | 179.6 | 5.5 | 0.2 | -0.6 | 0.7 | -0.1 |
| Finished consumer goods..... | | 183.8 | 188.4 | 188.9 | 7.3 | 0.3 | -0.7 | 0.9 | -0.2 |
| Finished consumer foods..... | | 179.8 | 185.6 | 184.6 | 4.9 | -0.5 | 0.4 | 2.4 | -0.2 |
| Fresh fruits and melons ² | 01-11 | 134.6 | 134.2 | 124.7 | 17.3 | -7.1 | -12.9 | -4.3 | -7.1 |
| Fresh and dry vegetables ² | 01-13 | 188.5 | 260.6 | 234.0 | 33.3 | -10.2 | 5.3 | 49.3 | -10.2 |
| Eggs for fresh use (Dec 1991=100)..... | 01-71-07 | 152.7 | 157.9 | 113.1 | -20.8 | -28.4 | 8.5 | 5.5 | -16.4 |
| Bakery products ² | 02-11 | 245.3 | 245.1 | 244.8 | -0.5 | -0.1 | 0.2 | -0.1 | -0.1 |
| Milled rice ² | 02-13 | 192.5 | 189.5 | 182.8 | -12.8 | -3.5 | -0.5 | -1.2 | -3.5 |
| Pasta products (June 1985=100) ² | 02-14-02 | 174.8 | 172.4 | 172.2 | -6.0 | -0.1 | -0.2 | -1.1 | -0.1 |
| Beef and veal ² | 02-21-01 | 139.7 | 149.3 | 163.3 | 16.0 | 9.4 | 4.0 | 3.5 | 9.4 |
| Pork..... | 02-21-04 | 122.6 | 135.3 | 141.3 | 22.1 | 4.4 | 1.6 | 2.6 | 3.0 |
| Processed young chickens..... | 02-22-03 | 143.7 | 147.8 | 148.5 | 0.9 | 0.5 | -0.5 | -3.0 | 0.6 |
| Processed turkeys..... | 02-22-06 | 121.4 | 123.3 | 127.6 | 5.4 | 3.5 | 2.5 | 0.8 | 2.5 |
| Finfish and shellfish ² | 02-23 | 251.1 | 284.9 | 267.2 | 2.1 | -6.2 | 4.0 | 7.8 | -6.2 |
| Dairy products ² | 02-3 | 170.6 | 167.3 | 168.3 | 9.3 | 0.6 | 0.4 | -1.9 | 0.6 |
| Processed fruits and vegetables ² | 02-4 | 176.9 | 177.3 | 177.5 | 1.1 | 0.1 | -0.2 | 0.0 | 0.1 |
| Confectionery end products ² | 02-55 | 232.5 | 235.7 | 236.7 | 2.7 | 0.4 | 0.6 | 0.0 | 0.4 |
| Soft drinks ² | 02-62 | 181.8 | 185.3 | 185.6 | 1.9 | 0.2 | 0.7 | -0.2 | 0.2 |
| Roasted coffee ² | 02-63-01 | 180.7 | 182.0 | 183.9 | 1.9 | 1.0 | 0.9 | 0.1 | 1.0 |
| Shortening and cooking oils ² | 02-78 | 224.5 | 228.3 | 229.3 | 0.8 | 0.4 | -0.7 | 4.1 | 0.4 |
| Frozen specialties ² | 02-85 | 178.9 | 176.1 | 176.2 | -0.8 | 0.1 | 0.3 | 0.0 | 0.1 |
| Finished consumer goods excluding foods..... | | 184.2 | 188.3 | 189.4 | 8.1 | 0.6 | -1.0 | 0.4 | -0.2 |
| Alcoholic beverages..... | 02-61 | 173.9 | 173.9 | 173.8 | 1.2 | -0.1 | -0.9 | 0.5 | 0.2 |
| Pet food ² | 02-94-02 | 220.7 | 220.8 | 220.8 | -1.7 | 0.0 | 0.4 | -0.2 | 0.0 |
| Women's, girls', & infants' apparel (Dec 2003=100) ² | 03-81-06 | 101.9 | 101.8 | 101.8 | -0.3 | 0.0 | 0.1 | -0.1 | 0.0 |
| Men's and boys' apparel (Dec 2003=100) ² | 03-81-07 | 101.6 | 101.1 | 101.9 | 0.5 | 0.8 | -0.8 | 0.2 | 0.8 |
| Textile housefurnishings..... | 03-82 | 129.2 | 131.7 | 131.7 | 2.3 | 0.0 | 2.1 | -0.4 | 0.2 |
| Footwear ² | 04-3 | 160.6 | 161.5 | 161.8 | 1.3 | 0.2 | 1.1 | -0.5 | 0.2 |
| Residential electric power (Dec 1990=100)..... | 05-41 | 148.7 | 149.5 | 151.2 | 1.6 | 1.1 | 0.4 | 1.2 | 1.2 |
| Residential gas (Dec 1990=100)..... | 05-51 | 200.9 | 204.8 | 199.9 | -2.5 | -2.4 | 0.8 | -0.3 | -1.3 |
| Gasoline..... | 05-71 | 203.3 | 225.2 | 232.0 | 52.7 | 3.0 | -7.4 | 2.1 | -2.7 |
| Home heating oil and distillates..... | 05-73-02 | 183.3 | 200.9 | 215.5 | 48.5 | 7.3 | -5.6 | 1.9 | 5.2 |
| Pharmaceutical preparations (June 2001=100)..... | 06-38 | 149.3 | 153.2 | 153.7 | 5.9 | 0.3 | 0.2 | -0.1 | 0.3 |
| Soaps and synthetic detergents ² | 06-71 | 161.3 | 161.5 | 161.4 | -0.1 | -0.1 | 3.1 | 0.1 | -0.1 |
| Cleaning and polishing products (June 1983=100) ² | 06-72 | 169.3 | 168.1 | 169.0 | -1.1 | 0.5 | 0.1 | -0.7 | 0.5 |
| Cosmetics and other toilet preparations ² | 06-75 | 148.2 | 148.3 | 148.7 | 0.7 | 0.3 | 0.1 | 0.0 | 0.3 |
| Tires, tubes, tread, etc ² | 07-12 | 132.9 | 133.2 | 135.7 | 4.5 | 1.9 | 0.0 | 0.0 | 1.9 |
| Sanitary paper products ² | 09-15-01 | 181.3 | 181.2 | 181.6 | 0.9 | 0.2 | 0.1 | 0.7 | 0.2 |
| Household furniture ² | 12-1 | 186.4 | 186.1 | 186.3 | -0.5 | 0.1 | 0.1 | -0.2 | 0.1 |
| Floor coverings ² | 12-3 | 170.3 | 170.5 | 169.0 | 0.8 | -0.9 | 1.4 | -0.3 | -0.9 |
| Household appliances ² | 12-4 | 110.6 | 108.5 | 110.6 | -1.1 | 1.9 | -0.1 | -1.1 | 1.9 |
| Home electronic equipment ² | 12-5 | 52.8 | 52.9 | 52.9 | -2.2 | 0.0 | 0.2 | 0.0 | 0.0 |
| Household glassware ² | 12-62 | 197.8 | 199.1 | 199.1 | -0.1 | 0.0 | 0.6 | 0.0 | 0.0 |
| Household flatware ² | 12-64 | 194.6 | - | 195.9 | 2.1 | - | - | - | - |
| Lawn and garden equip, ex tractors ² | 12-66 | 141.8 | 142.1 | 141.9 | -0.8 | -0.1 | 0.1 | 0.0 | -0.1 |
| Passenger cars..... | 14-11-01 | 131.2 | 129.0 | 129.5 | -0.7 | 0.4 | 0.5 | -1.1 | 0.6 |
| Travel trailers and campers (June 1984=100) ² | 14-16 | 169.8 | 170.6 | 170.4 | 0.6 | -0.1 | 0.4 | 0.0 | -0.1 |
| Toys, games, and children's vehicles ² | 15-11 | 143.4 | 140.9 | 141.6 | -1.2 | 0.5 | 0.0 | -1.7 | 0.5 |
| Sporting and athletic goods ² | 15-12 | 132.3 | 134.0 | 134.6 | 1.5 | 0.4 | 1.4 | 0.1 | 0.4 |
| Tobacco products ² | 15-2 | 552.3 | 556.8 | 556.8 | 3.6 | 0.0 | -0.1 | 0.9 | 0.0 |
| Mobile homes ² | 15-5 | 223.5 | 224.7 | 226.1 | 1.8 | 0.6 | -0.2 | 0.7 | 0.6 |
| Jewelry, platinum, & karat gold ² | 15-94-02 | 177.6 | 188.6 | 186.8 | 11.5 | -1.0 | -0.8 | 5.9 | -1.0 |
| Costume jewelry and novelties ² | 15-94-04 | 156.3 | 159.0 | 158.1 | -0.9 | -0.6 | 0.6 | 0.7 | -0.6 |
| Capital equipment..... | | 157.1 | 157.2 | 157.3 | 0.3 | 0.1 | -0.1 | 0.0 | 0.2 |
| Agricultural machinery and equipment ² | 11-1 | 201.2 | 202.1 | 202.3 | 1.7 | 0.1 | 0.1 | 0.0 | 0.1 |
| Construction machinery and equipment..... | 11-2 | 191.2 | 190.8 | 191.4 | 0.0 | 0.3 | -0.2 | 0.1 | 0.4 |
| Metal cutting machine tools ² | 11-37 | 174.2 | 174.5 | 174.5 | -0.2 | 0.0 | 0.0 | 0.1 | 0.0 |
| Metal forming machine tools ² | 11-38 | 199.0 | 199.5 | 199.5 | 0.5 | 0.0 | 0.3 | -0.1 | 0.0 |
| Tools, dies, jigs, fixtures, and ind. molds ² | 11-39 | 142.7 | 142.6 | 142.8 | -1.3 | 0.1 | 0.1 | -0.2 | 0.1 |
| Pumps, compressors, and equipment..... | 11-41 | 213.4 | 214.2 | 214.6 | 1.0 | 0.2 | -0.3 | 0.1 | 0.3 |
| Industrial material handling equipment ² | 11-44 | 182.3 | 182.2 | 182.9 | 0.7 | 0.4 | 0.0 | -0.1 | 0.4 |

See footnotes at end of table.

Table 2. Producer price indexes and percent changes for selected commodity groupings by stage of processing — Continued
[1982=100, unless otherwise indicated]

| Grouping | Commodity code | Unadjusted index | | | Unadjusted percent change to Apr. 2010 from: | | Seasonally adjusted percent change from: | | |
|--|----------------|------------------------|------------------------|------------------------|--|-----------|--|--------------|--------------|
| | | Dec. 2009 ¹ | Mar. 2010 ¹ | Apr. 2010 ¹ | Apr. 2009 | Mar. 2010 | Jan. to Feb. | Feb. to Mar. | Mar. to Apr. |
| Capital equipment - Continued | | | | | | | | | |
| Electronic computers (Dec 2004=100) ² | 11-51 | 31.7 | 31.4 | 31.0 | -10.9 | -1.3 | 0.0 | -0.9 | -1.3 |
| Textile machinery ² | 11-62 | 166.3 | 166.2 | 167.1 | 0.4 | 0.5 | -0.1 | 0.1 | 0.5 |
| Paper industries machinery (June 1982=100) ² | 11-64 | 193.9 | 195.0 | 195.4 | 0.8 | 0.2 | -0.1 | -0.1 | 0.2 |
| Printing trades machinery ² | 11-65 | 156.9 | 157.6 | 154.9 | -1.8 | -1.7 | -0.1 | 0.1 | -1.7 |
| Transformers and power regulators ² | 11-74 | 219.5 | 223.1 | 222.7 | 7.5 | -0.2 | 0.4 | -0.3 | -0.2 |
| Communication & related equip (Dec 1985=100) ² | 11-76 | 105.7 | 106.0 | 105.7 | 0.0 | -0.3 | -0.4 | 0.4 | -0.3 |
| X-ray and electromedical equipment ² | 11-79-05 | 90.0 | 89.7 | 89.6 | -0.8 | -0.1 | -0.6 | 0.1 | -0.1 |
| Oil field and gas field machinery | 11-91 | 201.1 | 199.3 | 200.3 | -1.6 | 0.5 | -0.6 | -0.9 | 0.3 |
| Mining machinery and equipment | 11-92 | 218.1 | 220.2 | 222.1 | 2.5 | 0.9 | 0.6 | 0.2 | 0.8 |
| Office and store machines and equipment ² | 11-93 | 120.7 | 121.2 | 121.3 | -6.0 | 0.1 | -0.1 | -0.2 | 0.1 |
| Commercial furniture ² | 12-2 | 196.3 | 195.8 | 197.5 | 0.9 | 0.9 | -1.1 | 1.0 | 0.9 |
| Light motor trucks | 14-11-05 | 154.1 | 154.9 | 154.0 | 1.3 | -0.6 | -0.1 | -0.1 | -0.2 |
| Heavy motor trucks ² | 14-11-06 | 192.8 | 192.9 | 192.9 | 2.2 | 0.0 | 0.1 | 0.0 | 0.0 |
| Truck trailers ² | 14-14 | 178.1 | 181.1 | 181.6 | 2.7 | 0.3 | -0.2 | 0.4 | 0.3 |
| Civilian aircraft (Dec 1985=100) | 14-21-02 | 234.8 | 235.8 | 236.0 | -0.1 | 0.1 | 0.3 | 0.1 | 0.3 |
| Ships (Dec 1985=100) ² | 14-31 | 211.8 | 211.1 | 214.5 | 2.3 | 1.6 | 0.4 | -0.6 | 1.6 |
| Railroad equipment ² | 14-4 | 184.4 | 185.0 | 184.5 | 0.8 | -0.3 | 0.1 | -0.1 | -0.3 |
| Intermediate materials, supplies, and components | | 176.6 | 181.0 | 183.1 | 8.6 | 1.2 | 0.1 | 0.6 | 0.8 |
| Intermediate foods and feeds | | 168.0 | 167.8 | 168.7 | 2.6 | 0.5 | -0.4 | -0.5 | 0.5 |
| Flour ² | 02-12-03 | 172.6 | 167.4 | 168.2 | -10.5 | 0.5 | 0.7 | -2.7 | 0.5 |
| Refined sugar and byproducts ² | 02-53 | 172.7 | 183.8 | 187.8 | 20.4 | 2.2 | 1.6 | 2.2 | 2.2 |
| Confectionery materials | 02-54 | 185.4 | 174.0 | 168.0 | -8.7 | -3.4 | -1.0 | -2.2 | -2.6 |
| Soft drink beverage bases (Dec 1985=100) ² | 02-64-01-11 | 222.1 | 223.1 | 222.9 | -1.0 | -0.1 | -0.4 | -0.2 | -0.1 |
| Processed eggs ² | 02-83 | 130.5 | 139.5 | 139.0 | 20.7 | -0.4 | 8.4 | 8.6 | -0.4 |
| Prepared animal feeds | 02-9 | 173.5 | 167.2 | 162.9 | -5.3 | -2.6 | -4.0 | -2.9 | -2.1 |
| Intermediate materials less foods and feeds | | 177.2 | 182.1 | 184.3 | 9.1 | 1.2 | 0.1 | 0.7 | 0.8 |
| Synthetic fibers ² | 03-1 | 111.9 | 115.9 | 112.9 | -2.9 | -2.6 | -1.0 | 2.1 | -2.6 |
| Processed yarns and threads ² | 03-2 | 121.8 | 127.0 | 126.6 | 6.5 | -0.3 | -0.1 | 2.8 | -0.3 |
| Gray fabrics ² | 03-3 | 125.8 | 128.0 | 128.7 | 2.1 | 0.5 | 1.0 | 0.2 | 0.5 |
| Finished fabrics ² | 03-4 | 134.4 | 136.3 | 136.8 | 1.7 | 0.4 | 0.6 | 1.2 | 0.4 |
| Industrial textile products ² | 03-83-03 | 147.9 | 148.4 | 148.8 | 1.2 | 0.3 | 0.1 | 0.3 | 0.3 |
| Leather ² | 04-2 | 217.3 | 223.1 | 226.9 | 3.2 | 1.7 | 1.2 | 1.0 | 1.7 |
| Liquefied petroleum gas ² | 05-32 | 317.2 | 339.6 | 319.9 | 79.7 | -5.8 | -2.3 | -8.4 | -5.8 |
| Commercial electric power | 05-42 | 173.9 | 176.5 | 178.6 | 2.4 | 1.2 | 0.8 | 0.8 | 0.9 |
| Industrial electric power | 05-43 | 186.0 | 184.2 | 187.8 | 0.5 | 2.0 | -0.5 | -0.8 | 1.9 |
| Commercial natural gas (Dec 1990=100) ² | 05-52 | 206.8 | 211.9 | 204.6 | -2.2 | -3.4 | 0.3 | -1.8 | -3.4 |
| Industrial natural gas (Dec 1990=100) | 05-53 | 207.5 | 212.0 | 199.8 | -6.7 | -5.8 | -0.1 | -1.2 | -4.2 |
| Natural gas to electric utilities (Dec 1990=100) | 05-54 | 167.3 | 177.0 | 165.4 | -0.7 | -6.6 | -0.1 | 2.2 | -5.3 |
| Jet fuels | 05-72-03 | 205.3 | 215.6 | 236.1 | 72.5 | 9.5 | 1.1 | -3.0 | 6.3 |
| No 2 Diesel fuel | 05-73-03 | 205.1 | 225.2 | 239.9 | 43.3 | 6.5 | -8.1 | -0.4 | 2.8 |
| Residual fuels ² | 05-74 | 206.2 | 209.3 | 214.6 | 84.4 | 2.5 | -4.5 | 1.8 | 2.5 |
| Basic inorganic chemicals ² | 06-13 | 249.6 | 248.9 | 246.3 | -13.8 | -1.0 | -0.3 | 1.4 | -1.0 |
| Basic organic chemicals ² | 06-14 | 256.6 | 280.2 | 281.8 | 37.5 | 0.6 | 2.7 | 3.2 | 0.6 |
| Prepared paint ² | 06-21 | 236.3 | 234.1 | 235.9 | -0.5 | 0.8 | -0.3 | -1.3 | 0.8 |
| Paint materials ² | 06-22 | 216.8 | 221.2 | 222.1 | 0.4 | 0.4 | 0.0 | 1.1 | 0.4 |
| Medicinal and botanical chemicals ² | 06-31 | 172.9 | 175.1 | 174.7 | 3.4 | -0.2 | 1.2 | 0.1 | -0.2 |
| Fats and oils, inedible ² | 06-4 | 223.8 | 229.9 | 232.0 | 11.1 | 0.9 | -2.3 | 5.0 | 0.9 |
| Mixed fertilizers | 06-51 | 177.4 | 172.3 | 175.5 | -14.8 | 1.9 | 2.7 | -2.0 | -0.3 |
| Nitrogenates | 06-52-01 | 210.6 | 239.2 | 251.9 | -8.3 | 5.3 | 4.5 | 1.1 | 4.7 |
| Phosphates ² | 06-52-02 | 177.7 | 210.5 | 215.1 | -8.9 | 2.2 | 21.8 | 4.0 | 2.2 |
| Other agricultural chemicals ² | 06-53 | 186.1 | 174.6 | 175.1 | -7.8 | 0.3 | -5.9 | -1.6 | 0.3 |
| Plastic resins and materials ² | 06-6 | 196.8 | 206.5 | 230.1 | 25.4 | 11.4 | 5.6 | -1.8 | 11.4 |
| Synthetic rubber ² | 07-11-02 | 197.2 | 208.6 | 213.5 | 20.7 | 2.3 | 0.3 | 2.4 | 2.3 |
| Plastic construction products ² | 07-21 | 186.5 | 191.3 | 192.1 | 3.6 | 0.4 | 1.5 | 1.4 | 0.4 |
| Unsupported plastic film, sheet, & other shapes ² | 07-22 | 196.5 | 198.7 | 199.5 | 5.2 | 0.4 | 1.1 | 2.5 | 0.4 |
| Plastic parts and components for manufacturing ² | 07-26 | 136.0 | 135.4 | 135.0 | 0.7 | -0.3 | -0.1 | -0.2 | -0.3 |
| Softwood lumber ² | 08-11 | 150.3 | 167.4 | 174.9 | 28.5 | 4.5 | 7.5 | 2.4 | 4.5 |
| Hardwood lumber ² | 08-12 | 175.1 | 182.3 | 184.8 | 9.8 | 1.4 | 1.5 | 1.6 | 1.4 |
| Millwork | 08-2 | 204.0 | 206.4 | 207.3 | 0.7 | 0.4 | -0.2 | 1.1 | 0.4 |
| Plywood ² | 08-3 | 164.9 | 172.3 | 187.3 | 16.4 | 8.7 | 2.9 | 2.2 | 8.7 |
| Treated wood (June 1985=100) | 08-71-01 | 160.8 | 177.0 | 185.7 | 15.3 | 4.9 | 5.9 | 1.0 | 4.3 |

See footnotes at end of table.

Table 2. Producer price indexes and percent changes for selected commodity groupings by stage of processing — Continued
 [1982=100, unless otherwise indicated]

| Grouping | Commodity code | Unadjusted index | | | Unadjusted percent change to Apr. 2010 from: | | Seasonally adjusted percent change from: | | |
|---|----------------|------------------------|------------------------|------------------------|--|-----------|--|--------------|--------------|
| | | Dec. 2009 ¹ | Mar. 2010 ¹ | Apr. 2010 ¹ | Apr. 2009 | Mar. 2010 | Jan. to Feb. | Feb. to Mar. | Mar. to Apr. |
| Intermediate materials less foods and feeds - Continued | | | | | | | | | |
| Woodpulp ² | 09-11 | 158.6 | 168.9 | 173.4 | 16.7 | 2.7 | 3.4 | 1.7 | 2.7 |
| Paper ² | 09-13 | 176.7 | 179.1 | 179.4 | -1.7 | 0.2 | 0.9 | 0.4 | 0.2 |
| Paperboard ² | 09-14 | 197.9 | 213.7 | 215.3 | 1.7 | 0.7 | 7.7 | 1.7 | 0.7 |
| Paper boxes and containers | 09-15-03 | 209.3 | 212.5 | 215.5 | 0.8 | 1.4 | 0.4 | 1.7 | 1.6 |
| Building paper and board ² | 09-2 | 156.0 | 163.4 | 175.6 | 12.7 | 7.5 | 2.4 | 2.4 | 7.5 |
| Commercial printing (June 1982=100) ² | 09-47 | 167.9 | 167.7 | 167.7 | -0.1 | 0.0 | 0.2 | 0.0 | 0.0 |
| Foundry and forge shop products ² | 10-15 | 185.5 | 188.9 | 190.3 | 4.9 | 0.7 | 0.9 | 1.7 | 0.7 |
| Steel mill products ² | 10-17 | 170.8 | 186.2 | 195.8 | 24.7 | 5.2 | 4.6 | 3.4 | 5.2 |
| Primary nonferrous metals ² | 10-22 | 210.8 | 199.2 | 215.9 | 42.6 | 8.4 | -10.4 | 2.6 | 8.4 |
| Aluminum mill shapes ² | 10-25-01 | 161.2 | 167.2 | 173.3 | 18.1 | 3.6 | 1.3 | -1.5 | 3.6 |
| Copper and brass mill shapes ² | 10-25-02 | 422.2 | 412.1 | 429.9 | 29.8 | 4.3 | -4.7 | -3.3 | 4.3 |
| Titanium mill shapes ² | 10-25-05 | 197.0 | 194.1 | 193.0 | -31.4 | -0.6 | -3.8 | -0.4 | -0.6 |
| Nonferrous wire and cable ² | 10-26 | 248.9 | 256.1 | 260.2 | 22.8 | 1.6 | -3.1 | 4.2 | 1.6 |
| Metal containers ² | 10-3 | 153.3 | 159.8 | 158.3 | 1.2 | -0.9 | 6.8 | -2.6 | -0.9 |
| Hardware ² | 10-4 | 193.9 | 192.7 | 193.8 | -0.1 | 0.6 | 0.1 | -0.7 | 0.6 |
| Plumbing fixtures and brass fittings | 10-5 | 229.1 | 230.4 | 231.0 | 0.8 | 0.3 | -0.6 | -0.1 | 0.0 |
| Heating equipment | 10-6 | 219.4 | 219.7 | 219.9 | 0.5 | 0.1 | 0.3 | 0.1 | 0.3 |
| Fabricated structural metal products | 10-7 | 196.9 | 198.3 | 200.4 | -1.5 | 1.1 | 0.9 | 0.0 | 1.1 |
| Fabricated ferrous wire products (June 1982=100) ² | 10-88 | 199.2 | 203.9 | 201.6 | 1.6 | -1.1 | -1.0 | 2.4 | -1.1 |
| Other misc metal products ² | 10-89 | 154.1 | 154.6 | 153.8 | -0.8 | -0.5 | 0.1 | 0.0 | -0.5 |
| Mechanical power transmission equipment | 11-45 | 229.8 | 230.2 | 230.4 | -0.6 | 0.1 | 0.5 | 0.0 | 0.4 |
| Air conditioning and refrigeration equipment ² | 11-48 | 163.9 | 163.0 | 162.9 | -1.7 | -0.1 | 0.0 | 0.1 | -0.1 |
| Metal valves, ex.fluid power (Dec. 1982=100) | 11-49-02 | 244.8 | 247.0 | 248.3 | 1.4 | 0.5 | -0.7 | 0.7 | 0.6 |
| Ball and roller bearings ² | 11-49-05 | 223.9 | 225.0 | 224.7 | 2.3 | -0.1 | 0.1 | 0.0 | -0.1 |
| Wiring devices ² | 11-71 | 207.1 | 209.3 | 211.2 | 2.4 | 0.9 | -0.3 | 0.3 | 0.9 |
| Motors, generators, motor generator sets ² | 11-73 | 187.3 | 188.2 | 188.5 | 1.0 | 0.2 | -0.2 | 0.6 | 0.2 |
| Switchgear, switchboard, etc, equipment ² | 11-75 | 202.6 | 205.6 | 205.3 | 1.9 | -0.1 | 0.3 | 1.5 | -0.1 |
| Electronic components and accessories ² | 11-78 | 74.8 | 74.9 | 73.9 | -2.4 | -1.3 | 0.0 | 0.0 | -1.3 |
| Internal combustion engines ² | 11-94 | 162.3 | 164.5 | 163.9 | 1.4 | -0.4 | 1.2 | -0.7 | -0.4 |
| Machine shop products ² | 11-95 | 175.0 | 175.3 | 174.0 | -0.5 | -0.7 | 0.0 | 0.1 | -0.7 |
| Flat glass ² | 13-11 | 112.4 | 112.9 | 109.7 | -5.7 | -2.8 | 0.4 | 0.7 | -2.8 |
| Cement ² | 13-22 | 200.9 | 200.8 | 197.4 | -6.7 | -1.7 | -0.3 | -0.5 | -1.7 |
| Concrete products | 13-3 | 211.4 | 211.3 | 210.2 | -2.2 | -0.5 | 0.3 | 0.1 | -0.3 |
| Asphalt felts and coatings ² | 13-6 | 217.3 | 220.0 | 219.8 | -3.5 | -0.1 | -0.4 | 1.1 | -0.1 |
| Gypsum products ² | 13-7 | 199.6 | 201.2 | 206.0 | -7.5 | 2.4 | 0.5 | 1.0 | 2.4 |
| Glass containers | 13-8 | 178.7 | 179.0 | 180.7 | 0.6 | 0.9 | 0.4 | -0.8 | 0.8 |
| Motor vehicle parts ² | 14-12 | 120.9 | 120.8 | 121.0 | 0.1 | 0.2 | 0.1 | 0.1 | 0.2 |
| Aircraft engines & engine parts (Dec 1985=100) | 14-23 | 193.0 | 197.4 | 197.1 | 2.1 | -0.2 | 0.6 | 0.2 | 0.0 |
| Aircraft parts & aux. equip., nec (June 1985=100) | 14-25 | 168.6 | 168.6 | 168.8 | 1.3 | 0.1 | -0.4 | -0.1 | 0.3 |
| Photographic supplies ² | 15-42 | 124.5 | 124.6 | 124.6 | -5.2 | 0.0 | 0.0 | 0.0 | 0.0 |
| Medical/surgical/personal aid devices | 15-6 | 167.8 | 167.4 | 167.6 | 0.1 | 0.1 | 0.4 | -0.8 | 0.2 |
| Crude materials for further processing | | 195.5 | 213.6 | 211.1 | 28.8 | -1.2 | -3.5 | 3.2 | -1.2 |
| Crude foodstuffs and feedstuffs | | 138.9 | 147.4 | 148.7 | 8.9 | 0.9 | -1.4 | 3.4 | 0.9 |
| Wheat ² | 01-21 | 136.8 | 137.4 | 135.7 | -10.9 | -1.2 | -3.6 | 0.4 | -1.2 |
| Corn | 01-22-02 | 144.4 | 137.5 | 137.6 | -8.3 | 0.1 | -7.6 | -3.7 | 0.2 |
| Slaughter cattle ² | 01-31 | 117.8 | 136.3 | 146.7 | 13.5 | 7.6 | 4.6 | 4.5 | 7.6 |
| Slaughter hogs | 01-32 | 78.3 | 91.8 | 93.6 | 34.5 | 2.0 | -10.6 | 15.4 | 2.1 |
| Slaughter broilers/fryers | 01-41-02 | 192.6 | 219.9 | 216.5 | 9.2 | -1.5 | -0.6 | -0.9 | 1.9 |
| Slaughter turkeys | 01-42 | 159.7 | 144.9 | 149.6 | 8.2 | 3.2 | -11.1 | 2.4 | 0.7 |
| Fluid milk | 01-6 | 123.6 | 113.0 | 109.3 | 22.7 | -3.3 | 0.6 | -1.8 | -4.8 |
| Soybeans ² | 01-83-01-31 | 176.2 | 160.1 | 163.2 | -7.3 | 1.9 | -5.5 | 1.4 | 1.9 |
| Cane sugar, raw (Dec 2003=100) ² | 02-52-01-03 | 147.5 | 167.5 | 157.5 | 28.9 | -6.0 | 7.4 | 2.5 | -6.0 |
| Crude nonfood materials | | 231.2 | 256.7 | 250.8 | 43.6 | -2.3 | -4.6 | 3.1 | -2.3 |
| Raw cotton ² | 01-51 | 104.6 | 106.5 | 105.8 | 40.1 | -0.7 | -2.4 | 3.6 | -0.7 |
| Hides and skins ² | 04-1 | 157.6 | 210.7 | 208.0 | 89.6 | -1.3 | 15.1 | 11.3 | -1.3 |
| Coal | 05-1 | 182.5 | 185.6 | 188.0 | -1.4 | 1.3 | -2.1 | 0.9 | 1.3 |
| Natural gas ² | 05-31 | 195.1 | 208.9 | 168.8 | 21.7 | -19.2 | -5.2 | -8.7 | -19.2 |
| Crude petroleum ² | 05-61 | 195.4 | 225.5 | 233.4 | 76.2 | 3.5 | -8.7 | 12.1 | 3.5 |
| Logs, timber, etc ² | 08-5 | 196.4 | 217.0 | 218.2 | 19.6 | 0.6 | 1.6 | 2.4 | 0.6 |
| Wastepaper ² | 09-12 | 301.4 | 448.5 | 411.9 | 99.9 | -8.2 | 5.7 | 20.2 | -8.2 |

See footnotes at end of table.

Table 2. Producer price indexes and percent changes for selected commodity groupings by stage of processing — Continued

[1982=100, unless otherwise indicated]

| Grouping | Commodity code | Unadjusted index | | | Unadjusted percent change to Apr. 2010 from: | | Seasonally adjusted percent change from: | | |
|---|----------------|------------------------|------------------------|------------------------|--|-----------|--|--------------|--------------|
| | | Dec. 2009 ¹ | Mar. 2010 ¹ | Apr. 2010 ¹ | Apr. 2009 | Mar. 2010 | Jan. to Feb. | Feb. to Mar. | Mar. to Apr. |
| Crude nonfood materials - Continued | | | | | | | | | |
| Iron ore ² | 10-11 | 145.9 | 139.6 | 139.6 | -0.9 | 0.0 | 0.0 | 0.0 | 0.0 |
| Iron and steel scrap ² | 10-12 | 417.0 | 563.4 | 607.4 | 142.4 | 7.8 | 3.4 | 12.3 | 7.8 |
| Nonferrous metal ores (Dec 1983=100) ² | 10-21 | 263.1 | 270.8 | 299.7 | 55.4 | 10.7 | -3.5 | 3.6 | 10.7 |
| Copper base scrap ² | 10-23-01 | 503.2 | 551.6 | 587.1 | 84.9 | 6.4 | -6.8 | 9.6 | 6.4 |
| Aluminum base scrap | 10-23-02 | 214.2 | 233.7 | 253.0 | 80.7 | 8.3 | -7.4 | 6.2 | 6.1 |
| Construction sand, gravel, and crushed stone | 13-21 | 259.6 | 260.7 | 261.2 | 0.2 | 0.2 | 0.2 | -0.2 | -0.1 |
| Industrial sand | 13-99-01 | 238.4 | 239.0 | 239.1 | 0.1 | 0.0 | 0.2 | 0.9 | 0.1 |

¹ The indexes for December 2009 have been recalculated to incorporate late reports and corrections by respondents. All indexes are subject to revision 4 months after original publication.

² Not seasonally adjusted.

"-" Data not available.

Table 3. Producer price indexes for selected stage-of-processing groupings, seasonally adjusted
[1982=100]

| Year and month | Index | | | | | | | | | |
|----------------|--------------------|-------------------------|---|-------------------|------------------------|------------------------------|--|-----------------|---------------------------------|-------------------------|
| | Finished goods | Finished consumer foods | Finished consumer goods excluding foods | Capital equipment | Intermediate materials | Intermediate foods and feeds | Intermediate materials excluding foods | Crude materials | Crude foodstuffs and feedstuffs | Crude nonfood materials |
| 2006: | | | | | | | | | | |
| January..... | 160.6 | 157.5 | 170.0 | 145.5 | 162.4 | 135.6 | 163.7 | 200.2 | 121.7 | 255.7 |
| February..... | 158.8 | 154.2 | 167.7 | 146.0 | 161.6 | 133.7 | 163.0 | 183.3 | 117.6 | 229.2 |
| March..... | 159.4 | 154.6 | 168.5 | 146.3 | 161.6 | 133.3 | 163.1 | 178.5 | 114.9 | 223.0 |
| April..... | 160.4 | 155.3 | 170.0 | 146.6 | 162.9 | 132.6 | 164.5 | 182.9 | 113.6 | 231.8 |
| May..... | 160.5 | 154.0 | 170.5 | 146.9 | 164.4 | 132.1 | 166.0 | 185.5 | 110.1 | 239.2 |
| June..... | 161.3 | 155.8 | 171.1 | 147.1 | 165.3 | 133.0 | 166.9 | 180.0 | 113.6 | 226.6 |
| July..... | 160.9 | 156.0 | 170.8 | 146.4 | 165.5 | 133.8 | 167.1 | 185.0 | 116.0 | 233.5 |
| August..... | 162.1 | 158.0 | 172.0 | 147.1 | 166.6 | 134.1 | 168.2 | 190.8 | 117.9 | 242.2 |
| September..... | 160.1 | 158.9 | 167.6 | 147.5 | 164.6 | 135.5 | 166.1 | 183.9 | 120.8 | 227.6 |
| October..... | 158.6 | 158.5 | 165.1 | 146.9 | 162.8 | 136.6 | 164.1 | 168.5 | 127.3 | 195.3 |
| November..... | 160.1 | 158.2 | 167.5 | 148.3 | 163.7 | 139.9 | 164.9 | 188.4 | 130.4 | 227.9 |
| December..... | 161.2 | 160.1 | 168.8 | 148.3 | 164.7 | 142.2 | 165.9 | 192.6 | 129.0 | 236.5 |
| 2007: | | | | | | | | | | |
| January..... | 160.8 | 161.4 | 167.3 | 148.6 | 164.0 | 143.2 | 165.1 | 181.4 | 131.5 | 212.9 |
| February..... | 162.7 | 164.2 | 169.5 | 149.0 | 165.4 | 147.3 | 166.3 | 197.5 | 140.1 | 234.9 |
| March..... | 164.4 | 166.5 | 171.8 | 149.1 | 166.9 | 149.3 | 167.9 | 202.2 | 142.8 | 241.0 |
| April..... | 165.7 | 167.5 | 173.8 | 149.2 | 168.7 | 150.5 | 169.7 | 204.4 | 144.7 | 243.3 |
| May..... | 166.5 | 166.6 | 175.7 | 149.4 | 170.1 | 150.4 | 171.2 | 206.1 | 145.1 | 246.1 |
| June..... | 166.4 | 166.0 | 175.6 | 149.6 | 170.6 | 153.1 | 171.6 | 207.0 | 143.5 | 249.4 |
| July..... | 167.4 | 166.2 | 177.4 | 149.9 | 171.9 | 153.8 | 172.9 | 208.2 | 146.3 | 249.2 |
| August..... | 165.9 | 166.2 | 174.5 | 149.9 | 170.2 | 155.1 | 171.0 | 201.9 | 146.2 | 237.9 |
| September..... | 167.2 | 168.2 | 176.0 | 149.9 | 170.7 | 158.0 | 171.5 | 204.3 | 151.3 | 237.9 |
| October..... | 168.4 | 170.2 | 177.6 | 150.0 | 171.7 | 160.3 | 172.3 | 212.9 | 152.1 | 252.6 |
| November..... | 172.0 | 170.0 | 184.0 | 150.6 | 176.4 | 162.7 | 177.2 | 226.5 | 154.8 | 274.8 |
| December..... | 171.5 | 172.1 | 182.3 | 150.4 | 176.5 | 166.4 | 177.1 | 229.8 | 160.0 | 276.3 |
| 2008: | | | | | | | | | | |
| January..... | 173.3 | 174.7 | 184.3 | 151.1 | 179.1 | 170.8 | 179.7 | 236.3 | 164.8 | 283.8 |
| February..... | 173.9 | 173.8 | 185.5 | 151.7 | 180.9 | 174.5 | 181.3 | 245.3 | 166.1 | 299.7 |
| March..... | 175.8 | 176.0 | 188.3 | 151.8 | 185.1 | 179.3 | 185.5 | 261.3 | 169.0 | 327.1 |
| April..... | 176.5 | 176.1 | 189.1 | 152.6 | 187.0 | 179.6 | 187.5 | 273.6 | 168.0 | 351.6 |
| May..... | 178.8 | 177.6 | 192.7 | 153.0 | 191.7 | 182.4 | 192.3 | 289.5 | 168.0 | 381.7 |
| June..... | 181.5 | 179.8 | 197.0 | 153.2 | 195.5 | 184.4 | 196.2 | 296.1 | 169.8 | 392.6 |
| July..... | 183.7 | 180.9 | 200.2 | 154.2 | 200.8 | 191.8 | 201.4 | 309.4 | 172.9 | 414.8 |
| August..... | 181.9 | 181.4 | 196.3 | 154.8 | 197.8 | 191.9 | 198.2 | 273.5 | 168.9 | 350.4 |
| September..... | 182.0 | 181.6 | 196.1 | 155.3 | 196.8 | 189.2 | 197.4 | 254.5 | 168.4 | 314.9 |
| October..... | 177.3 | 181.4 | 186.6 | 156.4 | 188.3 | 180.5 | 188.8 | 213.9 | 151.4 | 254.7 |
| November..... | 172.3 | 180.5 | 177.5 | 156.4 | 179.2 | 176.0 | 179.5 | 185.0 | 147.0 | 204.1 |
| December..... | 169.4 | 178.0 | 172.6 | 156.9 | 172.1 | 170.1 | 172.3 | 174.0 | 137.7 | 192.6 |
| 2009: | | | | | | | | | | |
| January..... | 171.2 | 178.1 | 175.7 | 157.1 | 172.1 | 166.8 | 172.6 | 171.2 | 138.7 | 186.4 |
| February..... | 170.9 | 175.4 | 176.1 | 157.0 | 170.7 | 165.1 | 171.2 | 160.7 | 134.3 | 170.9 |
| March..... | 169.6 | 174.0 | 174.2 | 157.0 | 168.4 | 163.7 | 168.8 | 159.7 | 131.7 | 171.6 |
| April..... | 170.6 | 176.7 | 175.1 | 157.0 | 168.6 | 164.6 | 169.0 | 163.5 | 137.1 | 173.5 |
| May..... | 170.6 | 174.2 | 176.1 | 156.8 | 169.4 | 166.3 | 169.7 | 168.7 | 136.7 | 183.6 |
| June..... | 173.7 | 176.0 | 181.0 | 157.2 | 171.3 | 168.2 | 171.6 | 175.9 | 134.9 | 198.8 |
| July..... | 171.6 | 173.7 | 177.9 | 157.0 | 170.4 | 164.6 | 171.0 | 170.1 | 128.5 | 194.1 |
| August..... | 174.1 | 174.3 | 182.2 | 157.5 | 173.3 | 165.1 | 174.1 | 177.8 | 129.3 | 207.9 |
| September..... | 173.3 | 174.3 | 180.9 | 157.2 | 173.3 | 165.7 | 174.1 | 173.9 | 127.9 | 201.8 |
| October..... | 173.6 | 176.5 | 181.2 | 156.3 | 174.0 | 165.5 | 174.8 | 186.1 | 135.4 | 217.4 |
| November..... | 176.2 ^r | 177.7 | 185.4 ^r | 156.9 | 176.0 ^r | 167.3 | 176.8 ^r | 193.9 | 136.9 | 230.6 |
| December..... | 177.1 | 180.1 | 186.3 | 156.9 | 177.3 | 170.3 | 177.9 | 197.1 | 141.3 | 232.3 |
| 2010: | | | | | | | | | | |
| January..... | 179.8 | 180.7 | 190.9 | 157.3 | 180.5 | 169.6 | 181.5 | 214.2 | 145.6 | 260.0 |
| February..... | 178.8 | 181.4 | 188.9 | 157.2 | 180.6 | 168.9 | 181.7 | 206.6 | 143.5 | 248.1 |
| March..... | 180.0 | 185.7 | 189.6 | 157.2 | 181.6 | 168.0 | 182.9 | 213.3 | 148.4 | 255.7 |
| April..... | 179.8 | 185.4 | 189.2 | 157.5 | 183.0 | 168.9 | 184.3 | 210.8 | 149.8 | 249.7 |

^r Revised

NOTE: All seasonally adjusted indexes are subject to change up to 5 years after original publication due to the recalculation of seasonal factors each January. The indexes for December 2009 have been recalculated to incorporate late reports and corrections by respondents.

Table 4. Producer price indexes for the net output of selected industries and industry groups, not seasonally adjusted

| Industry ¹ | Industry code | Index base | Index | | | Percent change to Apr. 2010 from: | |
|---|---------------|------------|------------------------|------------------------|------------------------|-----------------------------------|-----------|
| | | | Dec. 2009 ² | Mar. 2010 ² | Apr. 2010 ² | Apr. 2009 | Mar. 2010 |
| Total mining, utilities, and manufacturing industries..... | | 12/06 | 108.5 | 110.5 | 111.2 | 6.5 | 0.6 |
| Total mining industries..... | | 12/84 | 208.4 | 223.4 | 217.1 | 35.3 | -2.8 |
| Oil and gas extraction..... | 211 | 12/85 | 235.5 | 258.2 | 245.6 | 56.4 | -4.9 |
| Mining (except oil & gas)..... | 212 | 12/03 | 194.2 | 196.8 | 202.9 | 8.0 | 3.1 |
| Mining support activities..... | 213 | 06/09 | 99.1 | 100.6 | 102.0 | -3.4 | 1.4 |
| Utilities..... | 221 | 12/03 | 129.4 | 131.7 | 131.1 | 2.3 | -0.5 |
| Total manufacturing industries..... | | 12/84 | 170.8 | 173.9 | 175.2 | 6.7 | 0.7 |
| Food mfg..... | 311 | 12/84 | 171.2 | 172.5 | 173.9 | 3.1 | 0.8 |
| Beverage & tobacco mfg..... | 312 | 12/03 | 121.3 | 122.4 | 122.4 | 2.3 | 0.0 |
| Textile mills..... | 313 | 12/84 | 112.4 | 114.4 | 114.6 | 2.2 | 0.2 |
| Textile product mills..... | 314 | 12/03 | 116.3 | 117.6 | 117.2 | 1.7 | -0.3 |
| Apparel manufacturing..... | 315 | 12/03 | 103.6 | 103.4 | 103.5 | 0.0 | 0.1 |
| Leather and allied product manufacturing..... | 316 | 12/84 | 152.8 | 154.1 | 155.1 | 0.8 | 0.6 |
| Wood product manufacturing..... | 321 | 12/03 | 103.5 | 107.0 | 109.7 | 6.7 | 2.5 |
| Paper manufacturing..... | 322 | 12/03 | 122.0 | 124.3 | 124.9 | 0.3 | 0.5 |
| Printing and related support activities..... | 323 | 12/03 | 109.4 | 109.3 | 109.4 | 0.0 | 0.1 |
| Petroleum and coal products manufacturing..... | 324 | 12/84 | 254.3 | 278.1 | 287.2 | 54.2 | 3.3 |
| Chemical mfg..... | 325 | 12/84 | 227.3 | 232.3 | 235.6 | 5.4 | 1.4 |
| Plastics and rubber products mfg..... | 326 | 12/84 | 162.0 | 164.5 | 165.7 | 3.0 | 0.7 |
| Nonmetallic mineral product mfg..... | 327 | 12/84 | 172.1 | 172.5 | 171.9 | -1.8 | -0.3 |
| Primary metal mfg..... | 331 | 12/84 | 182.2 | 190.6 | 198.4 | 20.5 | 4.1 |
| Fabricated metal product mfg..... | 332 | 12/84 | 174.2 | 175.3 | 176.3 | 0.5 | 0.6 |
| Machinery mfg..... | 333 | 12/03 | 120.3 | 120.3 | 120.6 | 0.2 | 0.2 |
| Computer & electronic product mfg..... | 334 | 12/03 | 91.7 | 91.7 | 91.2 | -1.2 | -0.5 |
| Electrical equipment, appliance & component mfg..... | 335 | 12/03 | 130.5 | 131.2 | 131.7 | 3.0 | 0.4 |
| Transportation equipment mfg..... | 336 | 12/03 | 110.2 | 110.4 | 110.3 | 0.9 | -0.1 |
| Furniture & related product mfg..... | 337 | 12/84 | 176.4 | 176.2 | 176.9 | 0.1 | 0.4 |
| Miscellaneous mfg..... | 339 | 12/03 | 112.0 | 112.5 | 112.5 | 0.7 | 0.0 |
| Total trade industries..... | | 12/06 | 111.8 | 114.4 | 113.7 | 1.8 | -0.6 |
| Total wholesale trade industries..... | | 12/06 | 115.6 | 121.7 | 117.3 | 0.3 | -3.6 |
| Merchant wholesalers, durable goods..... | 423 | 06/04 | 118.8 | 124.7 | 119.2 | -2.1 | -4.4 |
| Merchant wholesalers, nondurable goods..... | 424 | 06/05 | 133.8 | 141.8 | 137.8 | 3.3 | -2.8 |
| Wholesale trade agents and brokers..... | 425 | 06/05 | 112.1 | 112.2 | 112.0 | 1.0 | -0.2 |
| Total retail trade industries..... | | 12/06 | 109.3 | 109.5 | 111.3 | 3.0 | 1.6 |
| Motor vehicle and parts dealers..... | 441 | 12/03 | 121.5 | 124.7 | 124.6 | 4.7 | -0.1 |
| Furniture and home furnishings stores..... | 442 | 12/03 | 121.1 | 120.8 | 123.0 | 1.3 | 1.8 |
| Electronics and appliance stores..... | 443 | 12/03 | 92.3 | 95.6 | 95.3 | -9.2 | -0.3 |
| Bldg material and garden equip and supp dealers..... | 444 | 12/03 | 118.1 | 119.9 | 121.0 | 0.1 | 0.9 |
| Food and beverage stores..... | 445 | 12/99 | 145.3 | 147.5 | 146.7 | -4.4 | -0.5 |
| Health and personal care stores..... | 446 | 12/03 | 139.0 | 142.2 | 143.2 | 3.2 | 0.7 |
| Gasoline stations..... | 447 | 06/01 | 82.9 | 64.9 | 77.7 | 30.2 | 19.7 |
| Clothing and clothing accessories stores..... | 448 | 12/03 | 113.7 | 119.1 | 122.9 | 8.7 | 3.2 |
| Sporting goods hobby, book and music stores..... | 451 | 12/03 | 110.8 | 113.3 | 115.0 | 2.6 | 1.5 |
| General merchandise stores..... | 452 | 12/03 | 109.0 | 111.7 | 112.4 | 2.6 | 0.6 |
| Florists..... | 4531 | 12/03 | 105.5 | 113.0 | 108.8 | -0.9 | -3.7 |
| Office supplies, stationery and gift stores..... | 4532 | 12/03 | 115.7 | 119.0 | 111.6 | -5.3 | -6.2 |
| Manufactured (mobile) home dealers..... | 45393 | 12/03 | 110.3 | 110.7 | 107.7 | -5.7 | -2.7 |
| Nonstore retailers..... | 454 | 12/03 | 145.0 | 142.7 | 142.8 | -3.5 | 0.1 |
| Transportation and warehousing industries..... | | 12/06 | 109.4 | 111.3 | 112.2 | 4.8 | 0.8 |
| Transportation industries..... | | 12/06 | 107.2 | 108.8 | 109.9 | 4.5 | 1.0 |
| Air transportation..... | 481 | 12/92 | 194.7 | 200.7 | 204.0 | 9.0 | 1.6 |
| Rail transportation..... | 482 | 12/96 | 150.9 | 152.5 | 152.5 | 4.5 | 0.0 |
| Water transportation..... | 483 | 12/03 | 118.3 | 120.3 | 121.8 | 5.7 | 1.2 |
| Truck transportation..... | 484 | 12/03 | 117.2 | 117.7 | 118.9 | 2.1 | 1.0 |
| Pipeline transportation of crude oil..... | 486110 | 06/86 | 158.6 | 191.4 | 196.6 | 25.8 | 2.7 |
| Refined petroleum product pipeline transport..... | 486910 | 06/86 | 152.4 | 153.6 | 152.9 | 7.0 | -0.5 |
| Transportation support activities..... | 488 | 12/03 | 108.2 | 108.8 | 109.1 | 0.1 | 0.3 |
| Delivery and warehouse industries..... | | 12/06 | 115.6 | 119.0 | 118.8 | 5.8 | -0.2 |
| Postal service..... | 491 | 06/89 | 186.8 | 187.7 | 187.7 | 3.4 | 0.0 |
| Couriers and messengers..... | 492 | 12/03 | 144.0 | 153.2 | 152.3 | 9.6 | -0.6 |
| Warehousing and storage..... | 493 | 12/06 | 107.2 | 105.0 | 105.9 | -1.1 | 0.9 |
| Total traditional service industries..... | | 12/06 | 103.8 | 103.9 | 104.8 | 2.4 | 0.9 |
| Information..... | | 12/06 | 101.4 | 101.4 | 101.3 | -0.9 | -0.1 |
| Publishing industries, except Internet..... | 511 | 12/03 | 109.7 | 110.2 | 110.2 | -1.3 | 0.0 |
| Broadcasting, except Internet..... | 515 | 12/03 | 104.6 | 105.1 | 106.3 | 0.8 | 1.1 |
| Telecommunications..... | 517 | 12/03 | 100.9 | 100.5 | 100.3 | -0.5 | -0.2 |

See footnotes at end of table.

Table 4. Producer price indexes for the net output of selected industries and industry groups, not seasonally adjusted — Continued

| Industry ¹ | Industry code | Index base | Index | | | Percent change to Apr. 2010 from: | |
|---|---------------|------------|------------------------|------------------------|------------------------|-----------------------------------|-----------|
| | | | Dec. 2009 ² | Mar. 2010 ² | Apr. 2010 ² | Apr. 2009 | Mar. 2010 |
| Internet service providers..... | 5181 | 06/04 | 70.3 | 70.2 | 69.5 | -2.1 | -1.0 |
| Data processing and related services..... | 5182 | 12/03 | 100.6 | 100.7 | 100.7 | -0.2 | 0.0 |
| Internet publishing and web search portals..... | 519130 | 12/09 | 100.0 | 100.2 | 100.3 | - | 0.1 |
| Selected health care industries..... | | 12/06 | 109.4 | 110.2 | 110.4 | 3.1 | 0.2 |
| Offices of physicians..... | 6211 | 12/96 | 127.6 | 128.4 | 128.9 | 2.4 | 0.4 |
| Medical and diagnostic laboratories..... | 6215 | 12/03 | 108.0 | 107.7 | 108.2 | -0.6 | 0.5 |
| Home health care services..... | 6216 | 12/96 | 128.8 | 129.3 | 129.2 | 1.2 | -0.1 |
| Blood and organ banks..... | 621991 | 06/06 | 111.4 | 112.2 | 112.6 | 1.7 | 0.4 |
| Hospitals..... | 622 | 12/92 | 171.5 | 173.0 | 173.1 | 3.7 | 0.1 |
| Nursing care facilities..... | 6231 | 12/03 | 124.4 | 125.6 | 125.6 | 2.4 | 0.0 |
| Residential mental retardation facilities..... | 62321 | 12/03 | 127.1 | 124.9 | 126.7 | 4.4 | 1.4 |
| Other selected traditional service industries..... | | 12/06 | 102.2 | 102.2 | 103.5 | 3.0 | 1.3 |
| Depository credit intermediation..... | 5221 | 12/03 | 100.6 | 96.3 | 103.5 | 8.4 | 7.5 |
| Security, commodity contracts and like activity..... | 523 | 12/03 | 116.5 | 116.9 | 118.1 | 8.2 | 1.0 |
| Insurance carriers and related activities..... | 524 | 12/03 | 114.7 | 116.0 | 116.1 | 2.8 | 0.1 |
| Lessors of nonres bldg (exc miniwarehouse)..... | 53112 | 12/03 | 109.9 | 109.2 | 108.3 | -0.5 | -0.8 |
| Lessors of miniwarehouse and self storage units..... | 53113 | 12/03 | 112.6 | 109.8 | 109.9 | -2.3 | 0.1 |
| Offices of real estate agents and brokers..... | 5312 | 12/03 | 101.9 | 100.8 | 100.1 | -1.8 | -0.7 |
| Real estate property managers..... | 53131 | 12/03 | 109.3 | 107.1 | 107.9 | -1.2 | 0.7 |
| Offices of real estate appraisers..... | 531320 | 12/03 | 93.8 | 94.6 | 94.6 | -0.1 | 0.0 |
| Automotive equipment rental and leasing..... | 5321 | 06/01 | 129.8 | 131.9 | 133.2 | -1.4 | 1.0 |
| Other heavy machinery rental and leasing..... | 532412 | 12/03 | 114.1 | 115.4 | 112.4 | -3.8 | -2.6 |
| Legal services..... | 5411 | 12/96 | 166.8 | 169.6 | 170.6 | 2.6 | 0.6 |
| Offices of certified public accountants..... | 541211 | 12/03 | 114.0 | 113.5 | 112.6 | -2.3 | -0.8 |
| Other accounting services..... | 541219 | 12/03 | 106.3 | 106.6 | 106.6 | 0.5 | 0.0 |
| Architectural, engineering and related services..... | 5413 | 12/96 | 143.0 | 143.8 | 143.8 | 0.6 | 0.0 |
| Management and technical consulting services..... | 5416 | 06/06 | 107.7 | 107.9 | 107.9 | 0.2 | 0.0 |
| Advertising agencies..... | 54181 | 12/03 | 104.7 | 104.7 | 104.7 | -0.6 | 0.0 |
| Employment services..... | 5613 | 12/96 | 122.8 | 123.8 | 124.2 | 0.2 | 0.3 |
| Travel agencies..... | 56151 | 12/03 | 98.1 | 100.6 | 100.3 | 0.1 | -0.3 |
| Security guards and patrol services..... | 561612 | 12/04 | 108.3 | 108.1 | 108.2 | 0.0 | 0.1 |
| Janitorial services..... | 56172 | 12/03 | 110.5 | 110.3 | 110.6 | 0.8 | 0.3 |
| Waste collection..... | 5621 | 12/03 | 116.1 | 117.3 | 118.3 | 2.9 | 0.9 |
| Computer training..... | 61142 | 06/06 | 110.3 | 110.3 | 111.1 | -0.4 | 0.7 |
| Amusement and theme parks..... | 71311 | 06/06 | 114.2 | 115.6 | 115.8 | 4.2 | 0.2 |
| Golf courses and country clubs..... | 71391 | 12/05 | 104.9 | 105.8 | 108.3 | 2.2 | 2.4 |
| Fitness and recreational sports centers..... | 71394 | 12/04 | 100.0 | 100.2 | 100.4 | 1.1 | 0.2 |
| Accommodation..... | 721 | 12/96 | 137.2 | 137.0 | 139.9 | -1.1 | 2.1 |
| Commercial machinery repair and maintenance..... | 8113 | 06/06 | 107.3 | 108.0 | 108.4 | 1.7 | 0.4 |

1 Indexes in this table are derived from the net-output-weighted industry price indexes. Because of differences in coverage and aggregation methodology, they will generally not match the movements of similarly titled indexes which are derived from traditional commodity groupings.

2 The indexes for December 2009 have been recalculated to incorporate late reports and corrections by respondents. All indexes are subject to revision 4 months after original publication.

"-" Data not available.

NOTE: NAICS replaced the SIC system beginning with the release of PPI data for January 2004. See <https://www.bls.gov/ppi/ppinaics.htm> for details.

Table 5. Producer price indexes for the net output of selected industries and their products, not seasonally adjusted

| Industry and product ¹ | Industry code | Product code | Index base | Index | | | Percent change to Apr. 2010 from: | |
|--|---------------|--------------|------------|------------------------|------------------------|------------------------|-----------------------------------|-----------|
| | | | | Dec. 2009 ² | Mar. 2010 ² | Apr. 2010 ² | Apr. 2009 | Mar. 2010 |
| Logging..... | 1133 | | 12/81 | 165.7 | 180.9 | 180.7 | 14.2 | -0.1 |
| Logging..... | 11331 | | 12/81 | 165.7 | 180.9 | 180.7 | 14.2 | -0.1 |
| Logging..... | 113310 | | 12/81 | 165.8 | 181.0 | 180.8 | 14.1 | -0.1 |
| Primary products..... | | 113310-P | 12/81 | 172.3 | 188.2 | 187.9 | 14.2 | -0.2 |
| Softwood logs and bolts..... | | 113310-1 | 12/81 | 183.7 | 214.0 | 219.8 | 35.1 | 2.7 |
| Hardwood logs and bolts..... | | 113310-3 | 12/81 | 106.9 | 117.1 | 121.9 | 20.3 | 4.1 |
| Pulpwood..... | | 113310-5 | 12/81 | 94.0 | 108.6 | 101.6 | 11.8 | -6.4 |
| Other roundwood products, NEC..... | | 113310-7 | 06/82 | 115.5 | 106.8 | 106.2 | -8.6 | -0.6 |
| Receipts for contract logging of timber owned by others..... | | 113310-9 | 12/81 | 125.4 | 125.5 | 123.3 | -4.6 | -1.8 |
| Secondary products and miscellaneous receipts..... | | 113310-SM | | | | | | |
| Mining | | | | | | | | |
| Total mining industries..... | | | 12/84 | 208.4 | 223.4 | 217.1 | 35.3 | -2.8 |
| Oil and gas extraction..... | 211 | | 12/85 | 235.5 | 258.2 | 245.6 | 56.4 | -4.9 |
| Oil and gas extraction..... | 2111 | | 12/85 | 235.5 | 258.2 | 245.6 | 56.4 | -4.9 |
| Crude petroleum and natural gas extraction..... | 211111 | | 06/02 | 227.8 | 254.5 | 245.9 | 54.4 | -3.4 |
| Primary products..... | | 211111-P | 06/84 | 200.1 | 225.9 | 213.1 | 52.2 | -5.7 |
| Crude petroleum..... | | 211111-1 | 06/84 | 212.8 | 245.6 | 254.2 | 76.2 | 3.5 |
| Natural gas (from the wellhead)..... | | 211111-3 | 06/84 | 173.9 | 189.7 | 151.9 | 19.4 | -19.9 |
| Secondary products and miscellaneous receipts..... | | 211111-SM | | | | | | |
| Natural gas liquids and residue gas..... | 211112 | | 06/02 | 259.1 | 271.6 | 245.1 | 60.7 | -9.8 |
| Primary products..... | | 211112-P | 06/02 | 259.8 | 272.4 | 245.7 | 60.8 | -9.8 |
| Natural gas liquids..... | | 211112-1 | 06/84 | 335.7 | 359.7 | 336.3 | 78.7 | -6.5 |
| Isopentane and natural gasoline..... | | 211112-11 | 06/84 | 320.0 | 386.7 | 406.0 | 98.2 | 5.0 |
| Propane..... | | 211112-12 | 06/84 | 367.6 | 352.5 | 346.2 | 83.7 | -1.8 |
| Butane..... | | 211112-13 | 06/84 | 327.2 | 285.3 | 292.0 | 92.5 | 2.3 |
| Plant condensate, ethane, gas mixtures, and other natural gas liquids..... | | 211112-14 | 06/96 | 371.1 | 468.6 | 375.2 | 57.4 | -19.9 |
| Residue gas shipped from natural gas liquids plants..... | | 211112-3 | 06/84 | 199.8 | 200.5 | 167.1 | 29.6 | -16.7 |
| Secondary products and miscellaneous receipts..... | | 211112-SM | | | | | | |
| Mining (except oil & gas)..... | 212 | | 12/03 | 194.2 | 196.8 | 202.9 | 8.0 | 3.1 |
| Coal mining..... | 2121 | | 12/85 | 185.7 | 189.6 | 191.5 | -0.5 | 1.0 |
| Coal mining..... | 21211 | | 12/01 | 200.1 | 204.3 | 206.4 | -0.5 | 1.0 |
| Bituminous coal and lignite surface mining..... | 212111 | | 12/01 | 150.2 | 152.1 | 155.5 | -0.7 | 2.2 |
| Primary products..... | | 212111-P | 12/01 | 150.7 | 152.6 | 156.0 | -0.6 | 2.2 |
| Run-of-mine (raw) bituminous coal and lignite shipped from surface operations..... | | 212111-1 | 12/01 | 153.3 | 158.3 | 158.8 | 4.8 | 0.3 |
| Raw bituminous coal and lignite from surface operations, for use without processing..... | | 212111-11 | 12/01 | 198.7 | 209.9 | 210.6 | 7.9 | 0.3 |
| Raw bituminous coal and lignite from surface operations, for processing at other establishments..... | | 212111-12 | 12/01 | 128.4 | 130.1 | 130.5 | 2.2 | 0.3 |
| Processed bituminous coal and lignite shipped from surface operations..... | | 212111-3 | 12/01 | 150.6 | 151.9 | 155.9 | -1.6 | 2.6 |
| Processed bituminous coal and lignite from surface operations (wet-washing/pneumatic/other)..... | | 212111-31 | 12/01 | 154.0 | 152.5 | 153.2 | -4.7 | 0.5 |
| Processed bituminous coal from surface operations (mechanically crushed/screened/or sized)..... | | 212111-32 | 12/01 | 162.0 | 177.8 | 180.2 | 8.9 | 1.3 |
| Processed subbituminous coal from surface operations (mechanically crushed/screened/or sized)..... | | 212111-33 | 12/01 | 137.4 | 142.1 | 144.6 | -8.1 | 1.8 |
| Processed lignite coal from surface operations (mechanically crushed/screened/or sized)..... | | 212111-34 | 12/01 | 191.3 | 158.0 | 182.4 | 5.2 | 15.4 |
| Secondary products and miscellaneous receipts..... | | 212111-SM | | | | | | |
| Bituminous coal underground mining..... | 212112 | | 12/01 | 256.9 | 263.9 | 264.7 | -0.3 | 0.3 |
| Primary products..... | | 212112-P | 12/01 | 257.5 | 264.4 | 265.2 | -0.5 | 0.3 |
| Run-of-mine (raw) bituminous coal shipped from underground operations..... | | 212112-1 | 12/01 | 178.2 | 172.9 | 175.7 | 0.2 | 1.6 |
| Processed bituminous coal shipped from underground operations..... | | 212112-3 | 12/01 | 279.8 | 290.4 | 290.6 | -0.5 | 0.1 |
| Processed bituminous coal from underground operations (wet-washing/pneumatic/other)..... | | 212112-31 | 12/01 | 297.7 | 311.0 | 312.2 | 3.7 | 0.4 |
| Processed bituminous coal from underground operations (mechanically crushed/screened/or sized)..... | | 212112-32 | 12/01 | 176.0 | 171.4 | 165.7 | -30.5 | -3.3 |
| Secondary products and miscellaneous receipts..... | | 212112-SM | | | | | | |
| Secondary products..... | | 212112-S | 12/01 | 199.3 | - | 206.8 | - | - |
| Anthracite mining..... | 212113 | | 12/79 | 277.9 | 276.4 | 268.4 | -2.4 | -2.9 |
| Primary products..... | | 212113-P | 12/79 | 276.0 | 274.5 | 266.6 | -2.4 | -2.9 |
| Run-of-mine (raw) anthracite..... | | 212113-1 | 12/79 | 166.5 | 159.2 | 150.5 | -11.2 | -5.5 |
| Processed anthracite..... | | 212113-3 | 12/79 | 322.4 | 323.6 | 316.1 | -0.2 | -2.3 |
| Metal ore mining..... | 2122 | | 12/84 | 242.3 | 244.6 | 269.7 | 46.7 | 10.3 |

See footnotes at end of table.

Table 5. Producer price indexes for the net output of selected industries and their products, not seasonally adjusted — Continued

| Industry and product ¹ | Industry code | Product code | Index base | Index | | | Percent change to Apr. 2010 from: | |
|--|---------------|--------------|------------|------------------------|------------------------|------------------------|-----------------------------------|-----------|
| | | | | Dec. 2009 ² | Mar. 2010 ² | Apr. 2010 ² | Apr. 2009 | Mar. 2010 |
| Iron ore mining..... | 21221 | | 12/84 | 144.4 | 138.2 | 138.2 | -0.9 | 0.0 |
| Iron ore mining..... | 212210 | | 12/84 | 144.4 | 138.2 | 138.2 | -0.9 | 0.0 |
| Primary products..... | | 212210-P | 12/84 | 147.9 | 141.6 | 141.6 | -0.8 | 0.0 |
| Iron ores..... | | 212210-8 | 12/97 | 153.3 | 146.8 | 146.8 | -0.8 | 0.0 |
| Gold ore & silver ore mining..... | 21222 | | 12/84 | 191.8 | 189.8 | 191.5 | 28.9 | 0.9 |
| Gold ore mining..... | 212221 | | 06/85 | 279.0 | 278.2 | 279.1 | 28.8 | 0.3 |
| Primary products..... | | 212221-P | 06/85 | 276.5 | 275.6 | 276.6 | 28.8 | 0.4 |
| Gold ores..... | | 212221-0 | 06/85 | 276.5 | 275.6 | 276.6 | 28.8 | 0.4 |
| Copper, nickel, lead & zinc mining..... | 21223 | | 06/88 | 364.6 | 356.3 | 425.4 | 68.9 | 19.4 |
| Copper ore and nickel ore mining..... | 212234 | | 06/88 | 375.3 | 366.8 | 437.8 | 68.8 | 19.4 |
| Primary products..... | | 212234-P | 12/03 | 340.0 | 334.8 | 404.6 | 72.5 | 20.8 |
| Copper precipitates and electrowon copper..... | | 212234-5 | 06/01 | 435.2 | 430.0 | 464.5 | 65.5 | 8.0 |
| Secondary products and miscellaneous receipts..... | | 212234-SM | | | | | | |
| Other metal ore mining..... | 21229 | | 12/85 | 130.0 | 161.9 | 178.7 | 79.6 | 10.4 |
| Other metal ore mining..... | 212290 | | 12/85 | 429.3 | 534.6 | 589.9 | 79.5 | 10.3 |
| Primary products..... | | 212290-P | 12/03 | 327.9 | 409.7 | 452.5 | 81.0 | 10.4 |
| Other metal ore mining..... | | 212290-1 | 12/03 | 327.9 | 409.7 | 452.5 | 81.0 | 10.4 |
| Secondary products and miscellaneous receipts..... | | 212290-SM1 | | | | | | |
| Nonmetallic mineral mining & quarrying..... | 2123 | | 12/84 | 223.5 | 224.5 | 224.8 | -4.7 | 0.1 |
| Stone mining & quarrying..... | 21231 | | 12/84 | 237.3 | 239.1 | 240.0 | 0.5 | 0.4 |
| Dimension stone mining and quarrying..... | 212311 | | 06/85 | 209.3 | 212.7 | 208.5 | 0.0 | -2.0 |
| Primary products..... | | 212311-P | 06/85 | 205.8 | 209.6 | 205.0 | 0.0 | -2.2 |
| Dimension stone..... | | 212311-0 | 06/85 | 205.8 | 209.6 | 205.0 | 0.0 | -2.2 |
| Secondary products and miscellaneous receipts..... | | 212311-SM | | | | | | |
| Crushed and broken limestone mining..... | 212312 | | 12/83 | 230.6 | 232.9 | 234.0 | 1.3 | 0.5 |
| Primary products..... | | 212312-P | 12/83 | 233.6 | 236.0 | 236.4 | 0.9 | 0.2 |
| Crushed and broken limestone..... | | 212312-0 | 12/83 | 233.6 | 236.0 | 236.4 | 0.9 | 0.2 |
| Secondary products and miscellaneous receipts..... | | 212312-SM | | | | | | |
| Secondary products..... | | 212312-S | 12/83 | 191.3 | 191.1 | 205.4 | 8.6 | 7.5 |
| Crushed and broken granite mining..... | 212313 | | 12/83 | 329.8 | 328.0 | 327.8 | -2.2 | -0.1 |
| Primary products..... | | 212313-P | 12/83 | 331.8 | 330.0 | 329.8 | -2.1 | -0.1 |
| Crushed and broken granite..... | | 212313-0 | 12/83 | 331.8 | 330.0 | 329.8 | -2.1 | -0.1 |
| Secondary products and miscellaneous receipts..... | | 212313-SM | | | | | | |
| Secondary products..... | | 212313-S | 12/83 | 235.7 | - | - | - | - |
| Other crushed and broken stone mining..... | 212319 | | 12/83 | 229.3 | 233.3 | 234.8 | 1.6 | 0.6 |
| Primary products..... | | 212319-P | 12/83 | 234.2 | 238.6 | 238.6 | 0.9 | 0.0 |
| Bituminous limestone and sandstone, and other crushed and broken stone mining..... | | 212319-0 | 12/83 | 234.2 | 238.6 | 238.6 | 0.9 | 0.0 |
| Secondary products and miscellaneous receipts..... | | 212319-SM | | | | | | |
| Secondary products..... | | 212319-S | 12/83 | 193.9 | 194.8 | 211.8 | 9.2 | 8.7 |
| Sand/gravel/clay/refractory minerals mining..... | 21232 | | 12/03 | 142.4 | 143.0 | 143.0 | 0.4 | 0.0 |
| Construction sand and gravel mining..... | 212321 | | 06/82 | 271.5 | 270.8 | 270.9 | -0.3 | 0.0 |
| Primary products..... | | 212321-P | 06/82 | 272.8 | 271.8 | 271.8 | -0.4 | 0.0 |
| Construction sand and gravel (run of pit or bank)..... | | 212321-1 | 06/06 | 123.3 | 125.3 | 123.8 | 2.1 | -1.2 |
| Construction sand and gravel (washed, screened, or otherwise treated)..... | | 212321-2 | 06/06 | 116.9 | 116.1 | 116.3 | -0.9 | 0.2 |
| Construction sand (washed, screened, or otherwise treated)..... | | 212321-21 | 06/06 | 116.4 | 115.5 | 115.5 | -1.6 | 0.0 |
| Construction gravel (washed, screened, or otherwise treated)..... | | 212321-22 | 06/06 | 117.3 | 116.5 | 117.1 | -0.3 | 0.5 |
| Secondary products and miscellaneous receipts..... | | 212321-SM | | | | | | |
| Miscellaneous receipts..... | | 212321-M | 06/82 | 282.5 | 283.5 | 283.4 | 1.2 | 0.0 |
| Secondary products..... | | 212321-S | 06/82 | 227.9 | 230.3 | 231.3 | 1.5 | 0.4 |
| Industrial sand mining..... | 212322 | | 06/82 | 238.1 | 238.9 | 240.1 | 0.6 | 0.5 |
| Primary products..... | | 212322-P | 06/82 | 241.3 | 242.0 | 242.0 | 0.0 | 0.0 |
| Industrial glass sand..... | | 212322-1 | 06/82 | 259.3 | 259.8 | 259.8 | 0.2 | 0.0 |
| Industrial molding sand..... | | 212322-3 | 06/82 | 242.9 | 245.4 | 245.4 | 1.4 | 0.0 |
| Other industrial sand..... | | 212322-9 | 06/82 | 206.6 | 207.0 | 207.2 | -0.4 | 0.1 |
| Secondary products and miscellaneous receipts..... | | 212322-SM | | | | | | |
| Secondary products..... | | 212322-S | 06/82 | 216.4 | 219.1 | 235.6 | 8.9 | 7.5 |
| Kaolin and ball clay mining..... | 212324 | | 06/84 | 177.7 | 183.4 | 183.4 | 3.1 | 0.0 |
| Primary products..... | | 212324-P | 06/84 | 176.3 | 182.2 | 182.2 | 3.2 | 0.0 |
| Kaolin and ball clay..... | | 212324-0 | 06/84 | 176.3 | 182.2 | 182.2 | 3.2 | 0.0 |
| Secondary products and miscellaneous receipts..... | | 212324-SM | | | | | | |
| Clay, ceramic, and refractory minerals mining..... | 212325 | | 06/84 | 185.0 | 187.2 | 186.2 | 0.3 | -0.5 |

See footnotes at end of table.

Table 5. Producer price indexes for the net output of selected industries and their products, not seasonally adjusted — Continued

| Industry and product ¹ | Industry code | Product code | Index base | Index | | | Percent change to Apr. 2010 from: | |
|--|---------------|--------------|------------|------------------------|------------------------|------------------------|-----------------------------------|-----------|
| | | | | Dec. 2009 ² | Mar. 2010 ² | Apr. 2010 ² | Apr. 2009 | Mar. 2010 |
| Clay, ceramic, and refractory minerals mining - Continued | | | | | | | | |
| Primary products..... | | 212325-P | 06/84 | 184.5 | 186.8 | 186.4 | 0.6 | -0.2 |
| Common (miscellaneous) clay and shales..... | | 212325-B | 06/84 | 172.0 | 174.6 | 174.7 | 1.8 | 0.1 |
| Bentonite..... | | 212325-C | 06/84 | 154.8 | 154.7 | 154.7 | -0.6 | 0.0 |
| Feldspar, fire clay and fuller's earth..... | | 212325-V | 06/07 | 125.2 | 128.8 | 128.1 | 2.0 | -0.5 |
| Other clay, ceramic, and refractory minerals including magnesite and brucite..... | | 212325-9 | 06/84 | 190.9 | 190.9 | 190.7 | -0.5 | -0.1 |
| Secondary products and miscellaneous receipts..... | | 212325-SM | | | | | | |
| Other nonmetallic mineral mining & quarrying..... | 21239 | | 12/84 | 205.8 | 205.6 | 205.3 | -21.6 | -0.1 |
| Potash, soda, and borate mineral mining..... | 212391 | | 12/84 | 289.1 | 260.6 | 259.4 | -37.1 | -0.5 |
| Primary products..... | | 212391-P | 12/84 | 290.8 | 261.7 | 260.6 | -37.4 | -0.4 |
| Sodium carbonate and sulfate..... | | 212391-3 | 12/84 | 190.2 | 182.0 | 180.0 | -13.0 | -1.1 |
| Potassium salts and boron compounds..... | | 212391-5 | 06/07 | 223.9 | - | - | - | - |
| Secondary products and miscellaneous receipts..... | | 212391-SM | | | | | | |
| Phosphate rock mining..... | 212392 | | 12/82 | 171.5 | - | 202.4 | -5.3 | - |
| Primary products..... | | 212392-P | 12/82 | 172.0 | - | 202.9 | -5.3 | - |
| Other chemical and fertilizer mineral mining..... | 212393 | | 12/89 | 138.4 | 144.5 | 144.6 | 4.9 | 0.1 |
| Primary products..... | | 212393-P | 12/89 | 134.0 | 140.0 | 140.2 | 5.0 | 0.1 |
| Barite..... | | 212393-1 | 12/84 | 90.6 | 100.4 | - | - | - |
| Rock salt..... | | 212393-3 | 12/84 | 275.5 | - | - | - | - |
| Secondary products and miscellaneous receipts..... | | 212393-SM | | | | | | |
| All other nonmetallic mineral mining..... | 212399 | | 06/85 | 203.1 | 208.1 | 208.1 | 2.9 | 0.0 |
| Primary products..... | | 212399-P | 06/85 | 205.7 | 210.8 | 210.8 | 2.9 | 0.0 |
| All other nonmetallic mineral mining..... | | 212399-A | 06/85 | 205.7 | 210.8 | 210.8 | 2.9 | 0.0 |
| Secondary products and miscellaneous receipts..... | | 212399-SM | | | | | | |
| Mining support activities..... | 213 | | 06/09 | 99.1 | 100.6 | 102.0 | -3.4 | 1.4 |
| Mining support activities..... | 2131 | | 06/09 | 99.1 | 100.6 | 102.0 | -3.4 | 1.4 |
| Mining support activities..... | 21311 | | 06/09 | 99.1 | 100.6 | 102.0 | -3.4 | 1.4 |
| Drilling oil and gas wells..... | 213111 | | 12/85 | 311.8 | 318.0 | 319.7 | -5.7 | 0.5 |
| Primary products..... | | 213111-P | 12/85 | 312.5 | 319.0 | 320.9 | -6.1 | 0.6 |
| Drilling oil, gas, dry, or service wells..... | | 213111-01 | 12/85 | 302.5 | 310.1 | 312.3 | -6.7 | 0.7 |
| Drilling in, spudding in, tailing in, or reworking oil and gas wells..... | | 213111-02 | 12/92 | 274.5 | 274.5 | 274.5 | 0.6 | 0.0 |
| Oil and gas well directional drilling control..... | | 213111-03 | 12/03 | 106.9 | 107.9 | 107.9 | -33.3 | 0.0 |
| Support activities for oil and gas operations..... | 213112 | | 12/85 | 175.1 | 177.4 | 182.0 | -1.3 | 2.6 |
| Primary products..... | | 213112-P | 12/85 | 171.6 | 174.3 | 179.5 | -0.7 | 3.0 |
| Secondary products and miscellaneous receipts..... | | 213112-SM | | | | | | |
| Support activities for coal mining..... | 213113 | | 06/85 | 189.8 | 188.8 | 189.0 | 0.9 | 0.1 |
| Primary products..... | | 213113-P | 06/85 | 191.5 | 190.5 | 190.6 | 0.8 | 0.1 |
| Support activities for coal mining..... | | 213113-0 | 06/85 | 191.5 | 190.5 | 190.6 | 0.8 | 0.1 |
| Support activities for metal mining..... | 213114 | | 12/85 | 150.6 | 150.6 | 150.6 | 0.0 | 0.0 |
| Primary services..... | | 213114-P | 12/85 | 152.4 | 152.4 | 152.4 | 0.0 | 0.0 |
| Metal mining services..... | | 213114-0 | 12/85 | 152.4 | 152.4 | 152.4 | 0.0 | 0.0 |
| Support activities for nonmetallic minerals..... | 213115 | | 06/85 | 148.7 | 148.7 | 148.7 | 0.0 | 0.0 |
| Primary services..... | | 213115-P | 06/85 | 143.2 | 143.2 | 143.2 | 0.0 | 0.0 |
| Nonmetallic minerals support activity (except fuels)..... | | 213115-0 | 06/85 | 143.2 | 143.2 | 143.2 | 0.0 | 0.0 |
| Utilities..... | 221 | | 12/03 | 129.4 | 131.7 | 131.1 | 2.3 | -0.5 |
| Electric power generation, transmission, and distribution..... | 2211 | | 12/03 | 128.6 | 130.6 | 130.9 | 3.2 | 0.2 |
| Electric power generation..... | 22111 | | 12/03 | 135.6 | 140.9 | 137.9 | 7.7 | -2.1 |
| Electric power generation..... | 221110 | | 12/03 | 135.6 | 140.9 | 138.0 | 7.7 | -2.1 |
| Primary products..... | | 221110-P | 12/03 | 136.2 | 141.7 | 138.8 | 7.8 | -2.0 |
| Utilities..... | | 221110-4 | 12/03 | 143.7 | 146.0 | 146.7 | 5.9 | 0.5 |
| Non-Utilities..... | | 221110-5 | 12/03 | 119.9 | 131.5 | 121.8 | 12.8 | -7.4 |
| Secondary products and miscellaneous receipts..... | | 221110-SM | | | | | | |
| Electric power transmission, control, and distribution..... | 22112 | | 12/03 | 125.5 | 126.3 | 127.9 | 1.7 | 1.3 |
| Electric bulk power transmission and control..... | 221121 | | 12/03 | 112.0 | 114.4 | 117.5 | 4.0 | 2.7 |
| Primary products..... | | 221121-P | 12/03 | 112.3 | 114.6 | 117.8 | 4.0 | 2.8 |
| Electric bulk power transmission and control..... | | 221121-3 | 12/03 | 112.3 | 114.6 | 117.8 | 4.0 | 2.8 |
| Electric power distribution..... | 221122 | | 12/03 | 125.5 | 126.3 | 127.8 | 1.6 | 1.2 |
| Primary products..... | | 221122-P | 12/90 | 150.9 | 151.6 | 153.6 | 1.5 | 1.3 |
| Residential electric power..... | | 221122-41 | 12/90 | 148.6 | 149.2 | 151.0 | 1.4 | 1.2 |
| New England..... | | 221122-411 | 12/90 | 109.4 | 125.4 | 123.8 | 13.0 | -1.3 |
| Middle Atlantic..... | | 221122-412 | 12/90 | 135.0 | 131.0 | 131.1 | 1.1 | 0.1 |

See footnotes at end of table.

Table 5. Producer price indexes for the net output of selected industries and their products, not seasonally adjusted — Continued

| Industry and product ¹ | Industry code | Product code | Index base | Index | | | Percent change to Apr. 2010 from: | |
|--|---------------|--------------|------------|------------------------|------------------------|------------------------|-----------------------------------|-----------|
| | | | | Dec. 2009 ² | Mar. 2010 ² | Apr. 2010 ² | Apr. 2009 | Mar. 2010 |
| Electric power distribution - Continued | | | | | | | | |
| East North Central..... | | 221122-413 | 12/90 | 147.5 | 140.7 | 150.8 | 2.7 | 7.2 |
| West North Central..... | | 221122-414 | 12/90 | 120.8 | 122.8 | 121.6 | 2.5 | -1.0 |
| South Atlantic..... | | 221122-415 | 12/90 | 154.5 | 154.7 | 157.7 | 2.5 | 1.9 |
| East South Central..... | | 221122-416 | 12/90 | 163.0 | 158.0 | 159.4 | -8.0 | 0.9 |
| West South Central..... | | 221122-417 | 12/90 | 164.8 | 165.7 | 164.4 | -2.5 | -0.8 |
| Mountain..... | | 221122-418 | 12/90 | 138.1 | 144.6 | 141.2 | 0.2 | -2.4 |
| Pacific..... | | 221122-419 | 12/90 | 156.7 | 165.2 | 165.2 | 5.3 | 0.0 |
| Commercial electric power..... | | 221122-42 | 12/90 | 152.0 | 153.8 | 155.7 | 2.0 | 1.2 |
| New England..... | | 221122-421 | 12/90 | 134.2 | 149.8 | 148.3 | 11.0 | -1.0 |
| Middle Atlantic..... | | 221122-422 | 12/90 | 129.5 | 136.3 | 136.5 | 7.4 | 0.1 |
| East North Central..... | | 221122-423 | 12/90 | 148.7 | 139.8 | 150.7 | 3.3 | 7.8 |
| West North Central..... | | 221122-424 | 12/90 | 119.4 | 123.3 | 120.9 | 5.1 | -1.9 |
| South Atlantic..... | | 221122-425 | 12/90 | 147.0 | 140.0 | 142.7 | -2.8 | 1.9 |
| East South Central..... | | 221122-426 | 12/90 | 154.5 | 149.9 | 152.3 | -7.5 | 1.6 |
| West South Central..... | | 221122-427 | 12/90 | 172.5 | 174.8 | 174.9 | -4.4 | 0.1 |
| Mountain..... | | 221122-428 | 12/90 | 117.3 | 119.2 | 120.7 | 0.7 | 1.3 |
| Pacific..... | | 221122-429 | 12/90 | 191.8 | 206.3 | 204.3 | 6.4 | -1.0 |
| Industrial electric power..... | | 221122-43 | 12/90 | 155.3 | 153.4 | 156.6 | 0.2 | 2.1 |
| New England..... | | 221122-431 | 12/90 | 88.2 | 95.1 | 93.6 | -4.3 | -1.6 |
| Middle Atlantic..... | | 221122-432 | 12/90 | 125.8 | 118.6 | 118.7 | -3.1 | 0.1 |
| East North Central..... | | 221122-433 | 12/90 | 159.5 | 142.9 | 162.9 | 3.8 | 14.0 |
| West North Central..... | | 221122-434 | 12/90 | 132.6 | 137.8 | 135.2 | 6.6 | -1.9 |
| South Atlantic..... | | 221122-435 | 12/90 | 146.9 | 143.8 | 144.9 | -1.2 | 0.8 |
| East South Central..... | | 221122-436 | 12/90 | 153.3 | 143.7 | 144.6 | -12.4 | 0.6 |
| West South Central..... | | 221122-437 | 12/90 | 217.3 | 228.3 | 224.5 | 0.0 | -1.7 |
| Mountain..... | | 221122-438 | 12/90 | 124.2 | 130.0 | 129.5 | 9.7 | -0.4 |
| Pacific..... | | 221122-439 | 12/90 | 168.1 | 177.3 | 176.3 | 4.2 | -0.6 |
| Other customers..... | | 221122-44 | 12/90 | 142.9 | 151.2 | 149.8 | 5.5 | -0.9 |
| Secondary products and miscellaneous receipts..... | | 221122-SM | | | | | | |
| Miscellaneous receipts..... | | 221122-M | 12/90 | 152.1 | 155.1 | 154.8 | 2.8 | -0.2 |
| Natural gas distribution..... | 2212 | | 12/03 | 117.0 | 120.5 | 116.0 | -1.6 | -3.7 |
| Natural gas distribution..... | 22121 | | 12/03 | 117.0 | 120.5 | 116.0 | -1.6 | -3.7 |
| Natural gas distribution..... | 221210 | | 12/03 | 117.0 | 120.5 | 116.0 | -1.6 | -3.7 |
| Primary products..... | | 221210-P | 12/90 | 196.9 | 203.2 | 195.1 | -2.0 | -4.0 |
| Natural gas to ultimate consumers..... | | 221210-11 | 12/90 | 202.2 | 208.6 | 200.1 | -2.3 | -4.1 |
| Residential natural gas..... | | 221210-112 | 12/90 | 200.9 | 204.8 | 199.9 | -2.5 | -2.4 |
| Commercial natural gas..... | | 221210-113 | 12/90 | 206.8 | 211.9 | 204.6 | -2.2 | -3.4 |
| Industrial natural gas..... | | 221210-114 | 12/90 | 207.5 | 212.0 | 199.8 | -6.7 | -5.8 |
| To electric power..... | | 221210-115 | 12/90 | 167.3 | 177.0 | 165.4 | -0.7 | -6.6 |
| Delivered to ultimate consumers for the account of others (transportation only)..... | | 221210-12 | 12/90 | 132.8 | 137.9 | 133.7 | 1.8 | -3.0 |
| Industrial consumer..... | | 221210-122 | 12/90 | 138.4 | 140.9 | 138.2 | -2.1 | -1.9 |
| Other consumers..... | | 221210-123 | 12/90 | 252.9 | 269.2 | 257.5 | 6.8 | -4.3 |
| Secondary products and miscellaneous receipts..... | | 221210-SM | | | | | | |
| Miscellaneous receipts..... | | 221210-M | 12/90 | 171.9 | 172.4 | 172.3 | 3.6 | -0.1 |
| Construction industries | | | | | | | | |
| New industrial building construction..... | 236211 | | 06/07 | 105.2 | 105.0 | 105.0 | -4.0 | 0.0 |
| Primary products..... | | 236211-P | 06/07 | 105.2 | 105.0 | 105.0 | -4.0 | 0.0 |
| New warehouse building construction..... | 236221 | | 12/04 | 123.7 | 123.1 | 123.3 | -4.6 | 0.2 |
| Primary products..... | | 236221-P | 12/04 | 123.7 | 123.1 | 123.3 | -4.6 | 0.2 |
| New school building construction..... | 236222 | | 12/05 | 130.2 | 131.1 | 132.0 | -1.5 | 0.7 |
| Primary products..... | | 236222-P | 12/05 | 130.2 | 131.1 | 132.0 | -1.5 | 0.7 |
| New office building construction..... | 236223 | | 06/06 | 112.6 | 112.3 | 112.2 | -4.3 | -0.1 |
| Primary products..... | | 236223-P | 06/06 | 112.6 | 112.3 | 112.2 | -4.3 | -0.1 |
| Concrete contractors, nonresid bldg work..... | 23811X | | 12/07 | 103.7 | 104.0 | 104.0 | -1.5 | 0.0 |
| Primary products..... | | 23811X-P | 12/07 | 103.7 | 104.0 | 104.0 | -1.5 | 0.0 |
| Roofing contractors, nonresid bldg work..... | 23816X | | 12/07 | 112.9 | 112.3 | 112.0 | -2.1 | -0.3 |
| Primary products..... | | 23816X-P | 12/07 | 112.9 | 112.3 | 112.0 | -2.1 | -0.3 |
| Electrical contractors, nonresid bldg work..... | 23821X | | 12/07 | 101.3 | 101.1 | 101.3 | -1.9 | 0.2 |
| Primary products..... | | 23821X-P | 12/07 | 101.3 | 101.1 | 101.3 | -1.9 | 0.2 |
| Plumbing, heating and air-conditioning contractors, nonresidential building new, and maintenanc..... | 23822X | | 12/07 | 108.6 | 110.3 | 111.0 | 1.0 | 0.6 |
| Primary products..... | | 23822X-P | 12/07 | 108.6 | 110.3 | 111.0 | 1.0 | 0.6 |
| Manufacturing | | | | | | | | |

See footnotes at end of table.

Table 5. Producer price indexes for the net output of selected industries and their products, not seasonally adjusted — Continued

| Industry and product ¹ | Industry code | Product code | Index base | Index | | | Percent change to Apr. 2010 from: | |
|--|---------------|--------------|------------|------------------------|------------------------|------------------------|-----------------------------------|-----------|
| | | | | Dec. 2009 ² | Mar. 2010 ² | Apr. 2010 ² | Apr. 2009 | Mar. 2010 |
| Total manufacturing industries..... | | | 12/84 | 170.8 | 173.9 | 175.2 | 6.7 | 0.7 |
| Food mfg. | 311 | | 12/84 | 171.2 | 172.5 | 173.9 | 3.1 | 0.8 |
| Animal food mfg. | 3111 | | 12/03 | 140.7 | 137.8 | 136.0 | -2.4 | -1.3 |
| Animal food mfg. | 31111 | | 12/03 | 140.7 | 137.8 | 136.0 | -2.4 | -1.3 |
| Dog and cat food manufacturing..... | 311111 | | 12/85 | 184.8 | 184.9 | 184.9 | -1.4 | 0.0 |
| Primary products..... | | 311111-P | 12/85 | 187.4 | 188.0 | 188.0 | -1.5 | 0.0 |
| Dog food..... | | 311111-1 | 12/85 | 195.8 | 196.7 | 196.7 | -2.1 | 0.0 |
| Cat food..... | | 311111-4 | 12/85 | 173.1 | 173.1 | 173.1 | -0.7 | 0.0 |
| Secondary products and miscellaneous receipts..... | | 311111-SM | | | | | | |
| Other animal food manufacturing..... | 311119 | | 12/80 | 157.8 | 152.7 | 149.7 | -3.0 | -2.0 |
| Primary products..... | | 311119-P | 12/80 | 152.7 | 147.9 | 144.7 | -3.1 | -2.2 |
| Swine feed, complete..... | | 311119-A | 12/80 | 182.9 | 179.7 | 177.1 | 1.5 | -1.4 |
| Swine feed supplements, concentrates, and premixes..... | | 311119-D | 12/80 | 168.2 | 160.6 | 159.8 | -5.3 | -0.5 |
| Beef cattle feed, complete..... | | 311119-G | 12/80 | 244.3 | 229.4 | 226.2 | -2.8 | -1.4 |
| Beef cattle feed supplements, concentrates, and premixes..... | | 311119-J | 12/80 | 175.0 | 165.4 | 163.3 | -4.5 | -1.3 |
| Other poultry and livestock feed..... | | 311119-N | 12/80 | 194.3 | 195.0 | 190.7 | 3.0 | -2.2 |
| Other prepared animal feeds, including feeding materials and adjuncts..... | | 311119-Q | 12/80 | 206.7 | 200.7 | 194.3 | -5.2 | -3.2 |
| Specialty feeds..... | | 311119-R | 06/91 | 163.6 | 159.3 | 158.2 | -2.4 | -0.7 |
| Chicken and turkey feed, supplements, concentrates, and premixes..... | | 311119-1 | 12/80 | 124.7 | 121.9 | 118.3 | -4.5 | -3.0 |
| Complete chicken feed, starter-growers and layer-breeders..... | | 311119-11 | 12/97 | 124.3 | 118.9 | 115.6 | -7.4 | -2.8 |
| Complete chicken feed, broilers..... | | 311119-12 | 12/80 | 132.8 | 129.5 | 125.4 | -2.8 | -3.2 |
| Turkey feed and chicken and turkey supplements, concentrates, and premixes..... | | 311119-13 | 12/97 | 137.1 | 138.4 | 134.7 | -4.9 | -2.7 |
| Dairy cattle feed, complete..... | | 311119-4 | 12/80 | 140.1 | 132.2 | 129.7 | -0.6 | -1.9 |
| Dairy cattle feed supplements, concentrates, and premixes..... | | 311119-7 | 12/80 | 168.8 | 161.2 | 160.6 | -2.6 | -0.4 |
| Secondary products and miscellaneous receipts..... | | 311119-SM | | | | | | |
| Miscellaneous receipts..... | | 311119-M | 12/80 | 194.9 | 187.5 | 184.9 | -2.5 | -1.4 |
| Secondary products..... | | 311119-S | 12/80 | 234.0 | 233.7 | 243.5 | 4.1 | 4.2 |
| Grain & oilseed milling..... | 3112 | | 12/03 | 134.3 | 129.5 | 127.1 | -7.3 | -1.9 |
| Flour milling & malt mfg..... | 31121 | | 12/03 | 139.8 | 134.2 | 133.6 | -9.2 | -0.4 |
| Flour Milling..... | 311211 | | 06/83 | 156.3 | 148.9 | 150.2 | -7.7 | 0.9 |
| Primary products..... | | 311211-P | 06/83 | 158.7 | 150.8 | 152.2 | -8.2 | 0.9 |
| Prepared flour mixes, including refrigerated and frozen doughs and batters, made in flour mills..... | | 311211-A | 06/83 | 175.3 | 174.3 | 174.5 | -0.8 | 0.1 |
| Other grain mill products..... | | 311211-B | 06/83 | 182.4 | 184.6 | 184.7 | 8.0 | 0.1 |
| Wheat flour (except flour mixes), made in flour mills..... | | 311211-1 | 06/83 | 166.6 | 160.9 | 160.7 | -11.8 | -0.1 |
| All white flour types..... | | 311211-11 | 12/04 | 129.9 | 124.8 | 126.5 | -10.7 | 1.4 |
| Whole wheat flour, incl. durum, semolina & bulgur..... | | 311211-18 | 12/04 | 127.9 | 127.9 | 115.5 | -18.5 | -9.7 |
| Wheat mill products except flour..... | | 311211-4 | 06/83 | 107.1 | 80.4 | 95.6 | 14.5 | 18.9 |
| Corn mill products..... | | 311211-7 | 06/83 | 134.7 | 129.4 | 126.5 | -7.7 | -2.2 |
| Secondary products and miscellaneous receipts..... | | 311211-SM | | | | | | |
| Secondary products..... | | 311211-S | 06/83 | 133.0 | 132.9 | 133.0 | 6.4 | 0.1 |
| Rice milling..... | 311212 | | 06/84 | 159.7 | 157.4 | 151.9 | -12.7 | -3.5 |
| Primary products..... | | 311212-P | 06/84 | 160.6 | 158.2 | 152.5 | -13.1 | -3.6 |
| Milled rice and byproducts..... | | 311212-0 | 12/03 | 154.7 | 152.3 | 146.9 | -13.0 | -3.5 |
| Head rice not packaged with other ingredients, packed in bags of 100 lbs or more..... | | 311212-01 | 06/03 | 205.2 | 200.9 | 192.0 | -10.1 | -4.4 |
| Head rice not packaged with other ingredients, packed in containers of 3 lbs or less..... | | 311212-02 | 06/03 | 169.1 | 166.0 | 163.4 | -5.8 | -1.6 |
| Head rice not packaged with other ingredients, packed in all other containers..... | | 311212-03 | 06/03 | 200.3 | 195.4 | 189.5 | -15.1 | -3.0 |
| Milled rice (incl second heads, screenings, brewers, bran, sharps, rice flour, and byproducts)..... | | 311212-04 | 06/03 | 194.1 | 196.1 | 185.5 | -18.6 | -5.4 |
| Secondary products and miscellaneous receipts..... | | 311212-SM | | | | | | |
| Malt manufacturing..... | 311213 | | 06/85 | 179.0 | 166.4 | 164.2 | -9.9 | -1.3 |
| Primary products..... | | 311213-P | 06/85 | 179.7 | 167.0 | 164.8 | -9.9 | -1.3 |
| Malt..... | | 311213-0 | 06/85 | 179.7 | 167.0 | 164.8 | -9.9 | -1.3 |
| Starch & vegetable fats & oils mfg..... | 31122 | | 12/03 | 137.5 | 131.5 | 127.7 | -8.6 | -2.9 |
| Wet corn milling..... | 311221 | | 06/85 | 193.9 | 181.4 | 169.7 | -12.5 | -6.4 |
| Primary products..... | | 311221-P | 06/85 | 193.3 | 184.1 | 170.5 | -7.5 | -7.4 |
| Wet process corn byproducts..... | | 311221-A | 06/85 | 162.3 | 163.3 | 133.9 | -2.0 | -18.0 |
| Corn sweeteners..... | | 311221-1 | 06/85 | 216.8 | 197.4 | 187.3 | -14.4 | -5.1 |
| Manufactured starch..... | | 311221-4 | 06/85 | 191.5 | 189.1 | 182.2 | -4.3 | -3.6 |
| Secondary products and miscellaneous receipts..... | | 311221-SM | | | | | | |

See footnotes at end of table.

Table 5. Producer price indexes for the net output of selected industries and their products, not seasonally adjusted — Continued

| Industry and product ¹ | Industry code | Product code | Index base | Index | | | Percent change to Apr. 2010 from: | |
|--|---------------|--------------|------------|------------------------|------------------------|------------------------|-----------------------------------|-----------|
| | | | | Dec. 2009 ² | Mar. 2010 ² | Apr. 2010 ² | Apr. 2009 | Mar. 2010 |
| Wet corn milling - Continued | | | | | | | | |
| Secondary products..... | | 311221-S | 06/85 | 191.5 | — | — | — | — |
| Soybean processing..... | 311222 | | 12/79 | 134.2 | 126.5 | 123.8 | -9.6 | -2.1 |
| Primary products..... | | 311222-P | 12/79 | 139.1 | 131.1 | 128.3 | -11.3 | -2.1 |
| Soybean oil..... | | 311222-1 | 12/79 | 153.5 | 153.5 | 153.8 | 1.5 | 0.2 |
| Crude soybean oil, degummed..... | | 311222-11 | 05/88 | 190.1 | 185.2 | 185.7 | -0.2 | 0.3 |
| Soybean oil, all other types..... | | 311222-12 | 12/03 | 148.2 | 153.9 | 154.1 | 3.9 | 0.1 |
| Soybean cake, meal, and other byproducts..... | | 311222-4 | 12/79 | 134.4 | 122.8 | 118.6 | -17.2 | -3.4 |
| Soybean cake and meal..... | | 311222-41 | 12/09 | 100.0 | 89.9 | 87.9 | — | -2.2 |
| Other soybean products, including isolates and concentrates..... | | 311222-42 | 12/09 | 100.0 | 106.3 | 90.9 | — | -14.5 |
| Secondary products..... | | 311222-S1 | 07/09 | 108.7 | — | — | — | — |
| Other oilseed processing..... | 311223 | | 12/03 | 148.7 | 147.9 | 145.6 | 5.4 | -1.6 |
| Primary products..... | | 311223-P | 12/03 | 148.3 | 145.9 | 143.8 | 5.0 | -1.4 |
| Cottonseed cake and meal and other byproducts..... | | 311223-A | 06/85 | 380.4 | 327.5 | 295.1 | -10.4 | -9.9 |
| Linseed oil..... | | 311223-D | 01/99 | 116.3 | 110.8 | 107.8 | -31.1 | -2.7 |
| Other vegetable oils..... | | 311223-G | 12/85 | 177.1 | 189.1 | 188.0 | 16.2 | -0.6 |
| Other vegetable oil mill products..... | | 311223-J | 12/85 | 234.6 | 191.8 | 184.6 | -5.3 | -3.8 |
| Cottonseed oil, once refined, after alkali or caustic wash but before deodorizing..... | | 311223-4 | 06/85 | 210.0 | 207.8 | 210.7 | 0.9 | 1.4 |
| Cotton linters..... | | 311223-7 | 06/85 | 153.2 | 207.9 | 231.6 | 78.3 | 11.4 |
| Secondary products and miscellaneous receipts..... | | 311223-SM | | | | | | |
| Miscellaneous receipts..... | | 311223-M | 12/03 | 164.2 | 168.2 | 163.5 | 9.3 | -2.8 |
| Secondary products..... | | 311223-S | 12/03 | 150.5 | 168.0 | 164.6 | 7.5 | -2.0 |
| Fats and oils refining and blending..... | 311225 | | 12/81 | 223.7 | 225.7 | 225.8 | 1.1 | 0.0 |
| Primary products..... | | 311225-P | 12/81 | 234.8 | 238.2 | 238.6 | 0.8 | 0.2 |
| Shortening and cooking oils..... | | 311225-2 | 12/81 | 216.6 | 220.0 | 221.1 | 0.0 | 0.5 |
| Baking or frying fats (shortening), 100 percent vegetable oil, edible..... | | 311225-21 | 02/04 | 95.6 | 98.8 | 101.0 | 0.1 | 2.2 |
| Partially hydrogenated soybean cooking or salad oil, fully refined & deodorized, edible..... | | 311225-24 | 02/04 | 125.3 | 122.8 | 125.5 | -13.1 | 2.2 |
| All other fully refined shortening and cooking oils, edible..... | | 311225-25 | 12/03 | 159.6 | 160.8 | 158.7 | -0.7 | -1.3 |
| Vegetable oil mills (processing purchased vegetable oils), except corn, cottonseed, and soybean..... | | 311225-27 | 12/89 | 156.3 | 156.2 | 158.9 | 8.8 | 1.7 |
| Margarine, butter blends, and butter substitutes..... | | 311225-4 | 02/04 | 112.3 | 113.3 | 111.9 | 5.0 | -1.2 |
| Secondary products and miscellaneous receipts..... | | 311225-SM | | | | | | |
| Secondary products..... | | 311225-S | 02/04 | 121.6 | 118.5 | 118.8 | 3.4 | 0.3 |
| Breakfast cereal manufacturing..... | 31123 | | 12/03 | 116.0 | 115.9 | 115.9 | 0.3 | 0.0 |
| Breakfast cereal manufacturing..... | 311230 | | 12/83 | 192.9 | 192.7 | 192.8 | 0.4 | 0.1 |
| Primary products..... | | 311230-P | 12/83 | 202.7 | 202.6 | 202.6 | 0.4 | 0.0 |
| Ready-to-serve breakfast cereal foods (except infant cereals)..... | | 311230-1 | 12/83 | 202.1 | 202.3 | 202.3 | 0.5 | 0.0 |
| Ready to serve corn flakes and other corn breakfast foods (except infant cereals)..... | | 311230-11 | 12/83 | 199.4 | 199.4 | 199.4 | 1.0 | 0.0 |
| Ready to serve wheat flakes and other wheat breakfast foods (except infant cereals)..... | | 311230-12 | 12/83 | 208.0 | 208.0 | 208.0 | 0.1 | 0.0 |
| Ready to serve oat breakfast foods (except infant cereals)..... | | 311230-13 | 12/83 | 216.6 | 216.6 | 216.6 | 0.2 | 0.0 |
| Ready to serve rice breakfast foods (except infant cereals)..... | | 311230-14 | 06/08 | 107.6 | 107.6 | 107.6 | 0.0 | 0.0 |
| Ready-to-serve breakfast preparations of other grains & mixed grains (except infant cereals)..... | | 311230-15 | 06/08 | 106.1 | 106.5 | 106.5 | 0.8 | 0.0 |
| Other breakfast cereal foods..... | | 311230-4 | 12/00 | 111.2 | 109.3 | 109.5 | -0.1 | 0.2 |
| Secondary products and miscellaneous receipts..... | | 311230-SM | | | | | | |
| Secondary products..... | | 311230-S | 12/83 | 175.4 | 175.2 | 175.2 | -0.1 | 0.0 |
| Sugar & confectionery product mfg..... | 3113 | | 12/84 | 183.5 | 187.1 | 187.3 | 4.3 | 0.1 |
| Sugar mfg..... | 31131 | | 12/03 | 142.0 | 153.1 | 153.9 | 21.6 | 0.5 |
| Sugarcane mills..... | 311311 | | 06/82 | 154.9 | 175.9 | 165.4 | 29.1 | -6.0 |
| Primary products..... | | 311311-P | 06/82 | 155.2 | 176.2 | 165.7 | 28.9 | -6.0 |
| Raw cane sugar..... | | 311311-0 | 06/82 | 155.2 | 176.2 | 165.7 | 28.9 | -6.0 |
| Cane sugar refining..... | 311312 | | 06/82 | 188.6 | 196.2 | 201.5 | 25.6 | 2.7 |
| Primary products..... | | 311312-P | 06/82 | 190.2 | 197.9 | 203.4 | 26.1 | 2.8 |
| Refined granulated cane sugar and by-products..... | | 311312-0 | 06/82 | 190.2 | 197.9 | 203.4 | 26.1 | 2.8 |
| Secondary products and miscellaneous receipts..... | | 311312-SM | | | | | | |
| Beet sugar manufacturing..... | 311313 | | 06/82 | 141.5 | 156.4 | 158.4 | 12.7 | 1.3 |
| Primary products..... | | 311313-P | 06/82 | 145.1 | 160.0 | 162.1 | 12.4 | 1.3 |
| Beet sugar..... | | 311313-0 | 06/82 | 147.5 | 162.7 | 164.8 | 12.4 | 1.3 |
| Secondary products and miscellaneous receipts..... | | 311313-SM | | | | | | |

See footnotes at end of table.

Table 5. Producer price indexes for the net output of selected industries and their products, not seasonally adjusted — Continued

| Industry and product ¹ | Industry code | Product code | Index base | Index | | | Percent change to Apr. 2010 from: | |
|--|---------------|--------------|------------|------------------------|------------------------|------------------------|-----------------------------------|-----------|
| | | | | Dec. 2009 ² | Mar. 2010 ² | Apr. 2010 ² | Apr. 2009 | Mar. 2010 |
| Choc & confectionery mfg from cacao beans. | 31132 | | 12/03 | 126.9 | 127.1 | 127.3 | 2.1 | 0.2 |
| Confectionery manufacturing from cacao beans. | 311320 | | 06/83 | 196.6 | 196.9 | 197.2 | 2.1 | 0.2 |
| Primary products. | | 311320-P | 06/83 | 198.8 | 199.2 | 199.4 | 2.3 | 0.1 |
| Chocolate coatings, made from cacao beans. | | 311320-1 | 06/83 | 141.2 | 140.4 | 141.8 | 3.5 | 1.0 |
| Chocolate and chocolate-type confectionery products, made from cacao beans. | | 311320-4 | 06/83 | 232.2 | 232.3 | 232.3 | -0.3 | 0.0 |
| Other chocolate and cocoa products, made from cacao beans. | | 311320-7 | 06/83 | 206.0 | 207.9 | 207.8 | 7.8 | 0.0 |
| Sweetened chocolate, except coatings, made from cacao beans. | | 311320-71 | 06/06 | 118.3 | 118.8 | 118.9 | 3.9 | 0.1 |
| Unsweetened choc & sweetened & unsweetened cocoa powder, ex. coatings, made from cacao beans. | | 311320-72 | 06/06 | 127.9 | 130.2 | 129.7 | 10.0 | -0.4 |
| Cocoa butter, liquor, and cocoa base chocolate syrup, made from cacao beans. | | 311320-73 | 06/06 | 127.6 | 127.6 | 127.9 | 7.3 | 0.2 |
| Secondary products and miscellaneous receipts. | | 311320-SM | | | | | | |
| Confectionery mfg from purchased chocolate. | 31133 | | 12/03 | 127.8 | 128.4 | 128.4 | 0.7 | 0.0 |
| Confectionery mfg. from purchased chocolate. | 311330 | | 12/03 | 127.8 | 128.5 | 128.5 | 0.7 | 0.0 |
| Primary products. | | 311330-P | 12/03 | 127.7 | 128.4 | 128.4 | 0.9 | 0.0 |
| Choc & choc-type confectionery products, made from purch choc not retailed at mfg location. | | 311330-1 | 06/83 | 202.6 | 203.6 | 203.6 | 1.0 | 0.0 |
| Choc & choc-type confectionery products, made from purch choc retailed at mfg establishment. | | 311330-2 | 12/03 | 114.8 | 117.1 | 119.4 | 0.4 | 2.0 |
| Secondary products and miscellaneous receipts. | | 311330-SM | | | | | | |
| Miscellaneous receipts. | | 311330-M | 12/03 | 117.4 | 117.4 | 117.4 | -0.1 | 0.0 |
| Secondary products. | | 311330-S | 12/03 | 136.1 | 136.8 | 136.8 | -0.5 | 0.0 |
| Nonchocolate confectionery mfg. | 31134 | | 12/03 | 130.4 | 130.8 | 130.9 | -0.6 | 0.1 |
| Nonchocolate Confectionery Manufacturing. | 311340 | | 12/03 | 130.3 | 130.8 | 130.8 | -0.6 | 0.0 |
| Primary products. | | 311340-P | 12/03 | 131.9 | 132.4 | 132.5 | -0.7 | 0.1 |
| Nonchocolate-type confectionery products. | | 311340-1 | 06/83 | 193.3 | 194.4 | 194.6 | 0.6 | 0.1 |
| Chewing gum, bubble gum, and chewing gum base. | | 311340-4 | 12/84 | 225.2 | 225.2 | 225.2 | -2.8 | 0.0 |
| Other confectionery-type products. | | 311340-7 | 06/91 | 130.5 | 130.5 | 130.5 | 1.2 | 0.0 |
| Secondary products and miscellaneous receipts. | | 311340-SM | | | | | | |
| Secondary products. | | 311340-S | 12/03 | 129.1 | 129.4 | 129.4 | 1.2 | 0.0 |
| Fruit & vegetable preserving & specialty food mfg. | 3114 | | 12/84 | 165.4 | 165.0 | 164.9 | -0.2 | -0.1 |
| Frozen food manufacturing. | 31141 | | 12/03 | 120.3 | 120.7 | 120.7 | 2.4 | 0.0 |
| Frozen fruit and vegetable manufacturing. | 311411 | | 06/81 | 193.5 | 196.7 | 196.0 | 5.2 | -0.4 |
| Primary products. | | 311411-P | 06/81 | 180.4 | 183.6 | 182.9 | 5.5 | -0.4 |
| Frozen fruits, juices, ades, drinks, and cocktails. | | 311411-1 | 06/81 | 142.7 | 150.6 | 150.0 | 14.3 | -0.4 |
| Frozen fruits. | | 311411-11 | 12/90 | 160.6 | 160.1 | 160.1 | -9.6 | 0.0 |
| Frozen concentrated orange juice, consumer, institutional, and bulk. | | 311411-12 | 06/81 | 120.3 | 132.4 | 134.9 | 22.9 | 1.9 |
| Frozen vegetables. | | 311411-4 | 06/81 | 204.3 | 204.9 | 204.1 | 2.5 | -0.4 |
| Frozen vegetables (asparagus, green beans, lima beans, broccoli, brussels sprouts, carrots, ca. | | 311411-41 | 06/97 | 126.5 | 127.6 | 127.1 | -3.4 | -0.4 |
| Frozen vegetable combinations (succotash, peas and carrots, mixed vegetables, vegetables with. | | 311411-42 | 12/90 | 116.2 | 116.2 | 115.7 | -0.9 | -0.4 |
| Frozen French-fried potatoes. | | 311411-43 | 06/81 | 237.8 | 237.9 | 236.7 | 5.0 | -0.5 |
| Other frozen potato products (patties, puffs etc.). | | 311411-44 | 06/81 | 200.4 | 203.4 | 203.8 | 0.6 | 0.2 |
| Secondary products and miscellaneous receipts. | | 311411-SM | | | | | | |
| Frozen specialty food manufacturing. | 311412 | | 12/82 | 160.8 | 159.4 | 159.9 | 0.1 | 0.3 |
| Primary products. | | 311412-P | 12/82 | 164.1 | 162.6 | 163.1 | 0.1 | 0.3 |
| Frozen dinners (beef, pork, and poultry pies) and nationality foods. | | 311412-1 | 12/82 | 160.1 | 158.1 | 158.8 | -0.2 | 0.4 |
| Frozen pizza. | | 311412-16 | 12/82 | 132.6 | 127.5 | 127.6 | -1.7 | 0.1 |
| Frozen nationality foods, except pizza. | | 311412-17 | 06/05 | 114.1 | 113.7 | 113.7 | 0.5 | 0.0 |
| Frozen dinners, entrees, and side dishes. | | 311412-18 | 06/05 | 109.2 | 108.5 | 109.4 | 0.2 | 0.8 |
| Other frozen specialties. | | 311412-4 | 06/91 | 135.7 | 135.7 | 135.7 | 0.9 | 0.0 |
| Secondary products and miscellaneous receipts. | | 311412-SM | | | | | | |
| Miscellaneous receipts. | | 311412-M | 12/98 | 137.6 | 137.9 | - | - | - |
| Secondary products. | | 311412-S | 12/82 | 152.1 | 151.7 | 152.5 | 0.3 | 0.5 |
| Fruit & vegetable canning, pickling & drying. | 31142 | | 12/03 | 127.1 | 126.5 | 126.2 | -1.9 | -0.2 |
| Fruit and vegetable canning. | 311421 | | 06/81 | 188.9 | 187.2 | 186.8 | -2.4 | -0.2 |
| Primary products. | | 311421-P | 06/81 | 187.6 | 186.1 | 186.0 | -2.2 | -0.1 |
| Canned vegetable juices. | | 311421-A | 06/81 | 160.5 | 160.5 | 160.5 | 0.5 | 0.0 |
| Canned catsup and other tomato based sauces. | | 311421-D | 06/81 | 179.4 | 179.1 | 177.1 | -0.9 | -1.1 |
| Canned jams, jellies and preserves. | | 311421-G | 06/81 | 171.2 | 172.6 | 172.0 | -6.5 | -0.3 |
| Canned fruit juices, nectars and concentrates. | | 311421-J | 06/95 | 157.6 | 157.6 | 157.5 | 1.0 | -0.1 |
| Pickles and other pickled products. | | 311421-Q | 06/81 | 225.2 | 225.2 | 225.3 | 0.2 | 0.0 |
| Canned fruits, except baby foods. | | 311421-1 | 06/81 | 192.3 | 188.9 | 190.1 | -4.3 | 0.6 |

See footnotes at end of table.

Table 5. Producer price indexes for the net output of selected industries and their products, not seasonally adjusted — Continued

| Industry and product ¹ | Industry code | Product code | Index base | Index | | | Percent change to Apr. 2010 from: | |
|---|---------------|--------------|------------|------------------------|------------------------|------------------------|-----------------------------------|-----------|
| | | | | Dec. 2009 ² | Mar. 2010 ² | Apr. 2010 ² | Apr. 2009 | Mar. 2010 |
| Fruit and vegetable canning - Continued | | | | | | | | |
| Canned vegetables, except hominy and mushrooms..... | | 311421-4 | 06/81 | 191.6 | 185.9 | 187.0 | -6.0 | 0.6 |
| Secondary products and miscellaneous receipts..... | | 311421-SM | | | | | | |
| Secondary products..... | | 311421-S | 06/81 | 224.3 | 218.6 | 215.6 | -4.9 | -1.4 |
| Specialty canning..... | 311422 | | 12/82 | 211.1 | 211.0 | 210.8 | 0.4 | -0.1 |
| Primary products..... | | 311422-P | 12/82 | 219.8 | 219.8 | 219.6 | 0.5 | -0.1 |
| Canned soups, except frozen and seafood..... | | 311422-A | 12/82 | 279.5 | 279.7 | 279.5 | 0.1 | -0.1 |
| Canned dry beans..... | | 311422-7 | 12/82 | 151.4 | 151.7 | 151.2 | 2.8 | -0.3 |
| Canned baby foods (except cereal & biscuits) and other canned specialties and nationality foods..... | | 311422-9 | 06/08 | 101.8 | 101.5 | 101.4 | -0.1 | -0.1 |
| Secondary products and miscellaneous receipts..... | | 311422-SM | | | | | | |
| Secondary products..... | | 311422-S | 12/82 | 174.7 | 174.1 | 174.3 | 0.3 | 0.1 |
| Dried and dehydrated food manufacturing..... | 311423 | | 12/82 | 193.2 | 193.9 | 193.6 | -2.5 | -0.2 |
| Primary products..... | | 311423-P | 12/82 | 203.2 | 203.6 | 203.4 | 1.4 | -0.1 |
| Soup mixes (incl oriental, dried and dehydrated, & freeze-dried) and bouillon..... | | 311423-1 | 12/82 | 210.2 | 209.6 | 211.5 | 5.9 | 0.9 |
| Dried and dehydrated fruits and vegetables including freeze-dried..... | | 311423-5 | 12/82 | 195.6 | 196.7 | 195.5 | -0.4 | -0.6 |
| Macaroni & noodle products, purchased, packaged w/ other ingredients, ex canned or frozen..... | | 311423-7 | 06/98 | 128.8 | 128.8 | 128.8 | 1.0 | 0.0 |
| Secondary products and miscellaneous receipts..... | | 311423-SM | | | | | | |
| Miscellaneous receipts..... | | 311423-M | 09/86 | 125.0 | 125.0 | - | - | - |
| Secondary products..... | | 311423-S | 12/82 | 164.4 | 166.4 | 165.7 | 0.0 | -0.4 |
| Dairy product mfg..... | 3115 | | 12/84 | 170.2 | 167.6 | 168.6 | 9.2 | 0.6 |
| Dairy product (except frozen) mfg..... | 31151 | | 12/03 | 122.2 | 120.2 | 120.9 | 10.6 | 0.6 |
| Fluid milk manufacturing..... | 311511 | | 12/82 | 191.3 | 193.7 | 190.5 | 8.9 | -1.7 |
| Primary products..... | | 311511-P | 12/82 | 183.7 | 184.9 | 180.9 | 8.5 | -2.2 |
| Yogurt, except frozen..... | | 311511-A | 12/82 | 148.1 | 147.9 | 148.1 | -0.1 | 0.1 |
| Perishable dairy product substitutes..... | | 311511-D | 12/91 | 133.2 | 126.1 | 126.1 | -4.4 | 0.0 |
| Other packaged milk products..... | | 311511-G | 12/91 | 172.8 | 174.7 | 170.7 | 3.2 | -2.3 |
| Fluid milk and cream, bulk sales..... | | 311511-1 | 12/91 | 133.1 | 131.9 | 131.1 | 19.6 | -0.6 |
| Fluid milk and related products, packaged (incl. cartons, bottles, cans, etc.) excl. U.H.T..... | | 311511-5 | 12/82 | 195.6 | 198.1 | 192.2 | 9.0 | -3.0 |
| Fluid milk, whole, packaged, except U.H.T..... | | 311511-51 | 12/82 | 185.6 | 189.1 | 182.5 | 10.7 | -3.5 |
| Fluid milk, lowfat, packaged, except U.H.T..... | | 311511-52 | 12/82 | 210.8 | 215.1 | 207.4 | 10.4 | -3.6 |
| Fluid milk, skim, packaged, except U.H.T..... | | 311511-53 | 12/82 | 212.5 | 212.2 | 208.0 | 8.8 | -2.0 |
| Other fluid milk related products, packaged, incl. cartons, bottles, cans, and dispenser cans..... | | 311511-54 | 06/98 | 144.7 | 143.7 | 142.0 | 1.6 | -1.2 |
| Cottage cheese (including bakers', pot, and farmers' cheese)..... | | 311511-7 | 12/82 | 205.7 | 212.3 | 207.7 | 10.0 | -2.2 |
| Secondary products and miscellaneous receipts..... | | 311511-SM | | | | | | |
| Miscellaneous receipts..... | | 311511-M | 12/82 | 224.8 | 232.1 | 232.5 | 7.8 | 0.2 |
| Secondary products..... | | 311511-S | 12/82 | 171.3 | 176.4 | 176.1 | 12.2 | -0.2 |
| Creamery butter manufacturing..... | 311512 | | 06/84 | 114.2 | 112.3 | 115.2 | 20.8 | 2.6 |
| Primary products..... | | 311512-P | 06/84 | 106.4 | 106.7 | 109.0 | 21.9 | 2.2 |
| Creamery butter..... | | 311512-0 | 06/84 | 106.4 | 106.7 | 109.0 | 21.9 | 2.2 |
| Secondary products and miscellaneous receipts..... | | 311512-SM | | | | | | |
| Secondary products..... | | 311512-S | 06/84 | 120.1 | 110.2 | 114.8 | 16.0 | 4.2 |
| Cheese manufacturing..... | 311513 | | 06/81 | 158.2 | 150.1 | 153.5 | 11.3 | 2.3 |
| Primary products..... | | 311513-P | 06/81 | 150.7 | 140.8 | 145.7 | 8.3 | 3.5 |
| Raw liquid whey..... | | 311513-A | 12/04 | 131.8 | 139.7 | 138.3 | 23.0 | -1.0 |
| Natural cheese (cheddar, Swiss, Italian, brick, cream, grated, dried etc.) excl cottage cheese..... | | 311513-1 | 06/81 | 145.9 | 133.1 | 139.5 | 9.9 | 4.8 |
| Natural cheese, except lowfat, shipped in consumer packages or containers (3 lbs or less)..... | | 311513-1111 | 12/04 | 103.1 | 103.1 | 105.2 | 1.4 | 2.0 |
| Natural cheese, except lowfat, shipped in packages or containers (more than 3 lbs) or bulk..... | | 311513-1121 | 12/04 | 100.5 | 88.0 | 93.4 | 15.3 | 6.1 |
| Low fat natural cheese, except cottage cheese, shipped in all sizes..... | | 311513-1151 | 12/04 | 108.6 | 91.8 | 98.3 | 11.6 | 7.1 |
| Processed cheese and related products..... | | 311513-4 | 06/81 | 141.6 | 140.0 | 139.7 | 2.9 | -0.2 |
| Cheese substitutes and imitations..... | | 311513-7 | 12/04 | 134.3 | 142.3 | 141.9 | 7.0 | -0.3 |
| Secondary products and miscellaneous receipts..... | | 311513-SM | | | | | | |
| Miscellaneous receipts..... | | 311513-M | 06/81 | 179.4 | 189.2 | 181.9 | 20.0 | -3.9 |
| Secondary products..... | | 311513-S | 06/81 | 157.5 | 154.8 | 152.8 | 31.2 | -1.3 |
| Dry, condensed, and evaporated dairy products..... | 311514 | | 12/83 | 171.7 | 168.4 | 173.5 | 12.4 | 3.0 |
| Primary products..... | | 311514-P | 12/83 | 195.4 | 194.3 | 196.2 | 8.6 | 1.0 |
| Dairy product substitutes..... | | 311514-D | 06/92 | 146.2 | 146.1 | 145.2 | -1.9 | -0.6 |
| Dry milk products and mixtures..... | | 311514-1 | 12/83 | 172.5 | 168.8 | 172.8 | 18.7 | 2.4 |
| Canned milk products (consumer-type cans), except substitutes..... | | 311514-5 | 12/83 | 265.9 | 270.4 | 271.2 | -0.1 | 0.3 |

See footnotes at end of table.

Table 5. Producer price indexes for the net output of selected industries and their products, not seasonally adjusted — Continued

| Industry and product ¹ | Industry code | Product code | Index base | Index | | | Percent change to Apr. 2010 from: | |
|--|---------------|--------------|------------|------------------------|------------------------|------------------------|-----------------------------------|-----------|
| | | | | Dec. 2009 ² | Mar. 2010 ² | Apr. 2010 ² | Apr. 2009 | Mar. 2010 |
| Dry, condensed, and evaporated dairy products - Continued | | | | | | | | |
| Concentrated milk products shipped in bulk (barrels, drums, and tanks)..... | | 311514-7 | 12/83 | 146.2 | 147.8 | 146.0 | 29.3 | -1.2 |
| Secondary products and miscellaneous receipts..... | | 311514-SM | | | | | | |
| Ice cream and frozen dessert mfg..... | 31152 | | 12/03 | 116.0 | 115.8 | 116.2 | 0.4 | 0.3 |
| Ice cream and frozen dessert manufacturing..... | 311520 | | 06/83 | 186.4 | 186.1 | 186.8 | 0.5 | 0.4 |
| Primary products..... | | 311520-P | 06/83 | 188.7 | 188.4 | 188.4 | 0.1 | 0.0 |
| Ice cream and frozen dessert manufacturing..... | | 311520-0 | 06/83 | 188.7 | 188.4 | 188.4 | 0.1 | 0.0 |
| Ice cream, excl. lowfat and nonfat (incl custards), shipped in bulk (containers 3 gal or more)..... | | 311520-01 | 06/83 | 195.2 | 194.3 | 194.8 | 0.7 | 0.3 |
| Ice cream, excl. lowfat and nonfat (incl custards), shipped in sizes (less than 3 gal)..... | | 311520-02 | 06/83 | 192.0 | 191.9 | 191.3 | -0.2 | -0.3 |
| Ice cream, excluding lowfat and nonfat (including custards), novelty forms..... | | 311520-03 | 06/92 | 136.7 | 136.4 | 137.1 | -1.0 | 0.5 |
| Lowfat and nonfat ice cream (including custards)..... | | 311520-04 | 12/98 | 124.2 | 123.6 | 123.4 | 2.8 | -0.2 |
| Other frozen desserts (yogurt, sherbet, water ices, mellorine, frozen pudding etc.)..... | | 311520-05 | 12/98 | 131.6 | 131.8 | 131.7 | 0.8 | -0.1 |
| Secondary products and miscellaneous receipts..... | | 311520-SM | | | | | | |
| Miscellaneous receipts..... | | 311520-M | 06/83 | 194.5 | 192.8 | 198.6 | 2.4 | 3.0 |
| Secondary products..... | | 311520-S | 06/83 | 150.5 | — | 155.8 | 3.8 | — |
| Animal slaughtering & processing..... | 31161 | | 12/84 | 140.6 | 147.8 | 153.0 | 9.9 | 3.5 |
| Animal, except poultry, slaughtering..... | 311611 | | 12/80 | 138.7 | 149.3 | 159.5 | 20.7 | 6.8 |
| Primary products..... | | 311611-P | 12/80 | 138.3 | 149.7 | 160.8 | 20.6 | 7.4 |
| Pork, not canned or made into sausage, made in slaughtering plants..... | | 311611-A | 12/80 | 124.0 | 140.8 | 150.3 | 34.8 | 6.7 |
| Lard, made in slaughtering plants..... | | 311611-D | 12/80 | 270.0 | 282.5 | 282.8 | 36.7 | 0.1 |
| Pork, processed or cured, not canned or made into sausage, made in slaughtering plants..... | | 311611-G | 12/80 | 142.4 | 149.8 | 153.4 | 10.0 | 2.4 |
| Sausage and similar products, except canned, made in slaughtering plants..... | | 311611-J | 12/80 | 153.7 | 157.9 | 159.1 | 3.3 | 0.8 |
| Hides, skins, and pelts, made in slaughtering plants..... | | 311611-Q | 12/80 | 133.5 | 178.3 | 175.8 | 89.0 | -1.4 |
| Miscellaneous byproducts of slaughtering plants..... | | 311611-R | 12/80 | 267.7 | 252.5 | 260.0 | 21.9 | 3.0 |
| Beef, not canned or made into sausage, made in slaughtering plants..... | | 311611-1 | 12/80 | 135.2 | 144.6 | 157.8 | 16.1 | 9.1 |
| Fresh and frozen whole carcass and half carcass beef; not canned or made into sausage, m.i.s.p..... | | 311611-1A | 12/80 | 148.0 | 155.9 | 165.9 | 11.7 | 6.4 |
| Fresh and frozen beef primal cuts, not canned or made into sausage, m.i.s.p..... | | 311611-1B | 06/08 | 88.1 | 90.4 | 98.1 | 13.9 | 8.5 |
| Fresh/frozen subprimal & fabricated cuts (boxed beef), not canned or made into sausage, m.i.s.p..... | | 311611-1C | 12/95 | 123.5 | 133.4 | 150.5 | 17.2 | 12.8 |
| Other fresh and frozen beef subprimal or fabricated cuts, not canned or sausage, m.i.s.p..... | | 311611-1D | 06/08 | 84.9 | 99.5 | 103.4 | 14.0 | 3.9 |
| Fresh and frozen boneless beef including hamburger, not canned or made into sausage, m.i.s.p..... | | 311611-1E | 12/80 | 112.3 | 121.7 | 126.2 | 15.5 | 3.7 |
| Fresh & frozen beef variety meats incl. edible organs not canned or made into sausage, m.i.s.p..... | | 311611-1F | 12/80 | 211.3 | 208.8 | 218.1 | 19.7 | 4.5 |
| Veal, not canned or made into sausage, made in slaughtering plants..... | | 311611-4 | 01/89 | 83.3 | 84.6 | 86.1 | -1.9 | 1.8 |
| Lamb and mutton, not canned or made into sausage, made in slaughtering plants..... | | 311611-7 | 12/95 | 162.2 | 159.0 | 171.5 | 15.3 | 7.9 |
| Secondary products and miscellaneous receipts..... | | 311611-SM | | | | | | |
| Miscellaneous receipts..... | | 311611-M | 06/01 | 134.6 | 141.2 | 146.5 | 11.6 | 3.8 |
| Secondary products..... | | 311611-S | 12/80 | 107.2 | 106.2 | 104.8 | 36.3 | -1.3 |
| Meat processed from carcasses..... | 311612 | | 12/82 | 142.6 | 148.0 | 149.3 | 2.1 | 0.9 |
| Primary products..... | | 311612-P | 12/82 | 138.1 | 143.6 | 145.1 | 2.8 | 1.0 |
| Other processed, frozen, or cooked meats, made from purchased carcasses..... | | 311612-A | 12/82 | 142.7 | 149.3 | 152.6 | 3.3 | 2.2 |
| Boxed meat (beef, pork, lamb, etc.), made from purchased carcasses..... | | 311612-A1 | 06/08 | 97.8 | 102.1 | 105.2 | 4.1 | 3.0 |
| Frozen ground meat patties, made from purchased carcasses..... | | 311612-A2 | 12/88 | 140.6 | 149.5 | 154.0 | 4.6 | 3.0 |
| Frozen portion control meats, made from purchased carcasses..... | | 311612-A3 | 12/88 | 129.1 | 131.2 | 130.6 | -1.4 | -0.5 |
| Pork rind pellets (incl cracklings), oth proc, froz or cooked meats & collagen sausage casings..... | | 311612-A4 | 12/88 | 122.1 | 127.5 | 129.3 | 3.0 | 1.4 |
| Pork, processed or cured, not canned or made into sausage, mfpc..... | | 311612-1 | 12/82 | 109.8 | 114.5 | 114.5 | 1.7 | 0.0 |
| Pickled, dry salt/dry-cured pork, slab bacon, lard, not canned or made into sausage, mfpc..... | | 311612-1Q | 06/08 | 103.7 | 109.3 | 105.5 | 0.8 | -3.5 |
| Smoked hams and picnics, except canned, made from purchased carcasses..... | | 311612-12 | 06/08 | 101.6 | 102.5 | 102.2 | 0.5 | -0.3 |
| Smoked sliced bacon, made from purchased carcasses.. | | 311612-14 | 06/08 | 97.4 | 104.9 | 106.3 | 3.9 | 1.3 |
| Other smoked pork, not canned or made into sausage, made from purchased carcasses..... | | 311612-15 | 06/08 | 96.8 | 102.7 | 103.7 | 6.5 | 1.0 |

See footnotes at end of table.

Table 5. Producer price indexes for the net output of selected industries and their products, not seasonally adjusted — Continued

| Industry and product ¹ | Industry code | Product code | Index base | Index | | | Percent change to Apr. 2010 from: | |
|---|---------------|--------------|------------|------------------------|------------------------|------------------------|-----------------------------------|-----------|
| | | | | Dec. 2009 ² | Mar. 2010 ² | Apr. 2010 ² | Apr. 2009 | Mar. 2010 |
| Meat processed from carcasses - Continued | | | | | | | | |
| Boiled ham, barbecue pork, and other cooked pork, except canned meats and sausage, mfpc..... | | 311612-16 | 06/08 | 95.0 | 97.9 | 98.3 | -2.2 | 0.4 |
| Sausage and similar products, except canned, made from purchased carcasses..... | | 311612-4 | 12/82 | 152.7 | 157.6 | 157.9 | 2.9 | 0.2 |
| Fresh sausage (pork sausage, breakfast links, etc.), except canned, mfpc..... | | 311612-41 | 12/82 | 162.1 | 171.9 | 170.4 | 5.6 | -0.9 |
| Dry or semidry sausage (salami, cervelat, pepperoni, summer sausage, pork roll, etc), mfpc..... | | 311612-42 | 12/82 | 146.3 | 154.1 | 153.7 | 3.0 | -0.3 |
| Frankfurters, including wieners, except canned, made from purchased carcasses..... | | 311612-43 | 12/82 | 171.4 | 172.9 | 174.4 | 2.6 | 0.9 |
| Other sausage (smoked or cooked) & jellied goods & similar preparations, except canned, mfpc..... | | 311612-44 | 12/82 | 140.6 | 143.5 | 144.3 | 1.7 | 0.6 |
| Canned meats (except dog, cat and baby food), made from purchased carcasses..... | | 311612-7 | 12/82 | 143.6 | 142.4 | 141.8 | 2.4 | -0.4 |
| Secondary products and miscellaneous receipts..... | | 311612-SM | | | | | | |
| Miscellaneous receipts..... | | 311612-M | 12/82 | 165.3 | 170.7 | 170.4 | -8.7 | -0.2 |
| Secondary products..... | | 311612-S | 12/82 | 163.0 | 165.4 | 164.9 | 3.9 | -0.3 |
| Rendering and meat byproduct processing..... | 311613 | | 12/82 | 222.1 | 225.8 | 219.6 | 12.2 | -2.7 |
| Primary products..... | | 311613-P | 12/82 | 223.6 | 226.2 | 218.4 | 9.1 | -3.4 |
| Lard and other greases, except wool grease..... | | 311613-1 | 12/82 | 206.7 | 236.4 | 243.5 | 52.6 | 3.0 |
| Animal and marine feed and fertilizer byproducts..... | | 311613-5 | 12/82 | 207.5 | 200.1 | 187.7 | -3.8 | -6.2 |
| Meat and bone meal..... | | 311613-51 | 12/82 | 162.4 | 140.8 | 129.7 | -19.0 | -7.9 |
| Animal and marine feed and fertilizer byproducts, except meat and bone meal..... | | 311613-52 | 12/82 | 274.6 | 277.6 | 262.2 | 4.1 | -5.5 |
| Secondary products and miscellaneous receipts..... | | 311613-SM | | | | | | |
| Poultry processing..... | 311615 | | 12/81 | 144.7 | 148.7 | 149.9 | 1.4 | 0.8 |
| Primary products..... | | 311615-P | 12/81 | 146.3 | 150.5 | 151.8 | 1.5 | 0.9 |
| Other poultry and small game (including frozen), whole or parts..... | | 311615-A | 12/90 | 133.8 | 133.7 | 137.1 | 4.2 | 2.5 |
| Processed poultry and small game (except soups), containing 20 percent or more poultry or meat..... | | 311615-D | 12/81 | 136.7 | 140.6 | 142.0 | 0.7 | 1.0 |
| Young chickens (usually under 20 weeks of age), whole or parts..... | | 311615-1 | 12/81 | 154.6 | 159.3 | 160.0 | 1.1 | 0.4 |
| Wet ice packed broilers and fryers (usually under 20 weeks of age), bulk..... | | 311615-11 | 12/81 | 183.6 | 192.3 | 192.4 | 4.5 | 0.1 |
| Dry ice pack broilers and fryers (usually under 20 weeks of age), bulk..... | | 311615-12 | 06/08 | 92.2 | 94.8 | 99.3 | 2.9 | 4.7 |
| Tray pack (consumer packaged) broilers and fryers (usually under 20 weeks of age), chilled..... | | 311615-13 | 12/81 | 132.7 | 131.5 | 127.7 | -4.0 | -2.9 |
| Other broilers and fryers (usually under 20 weeks of age), including frozen..... | | 311615-14 | 12/81 | 150.1 | 156.0 | 157.8 | -0.4 | 1.2 |
| Roasters and capons (usually under 20 weeks of age), including frozen..... | | 311615-15 | 06/08 | 94.3 | 94.2 | 94.2 | -0.3 | 0.0 |
| Turkeys (including frozen, whole or parts)..... | | 311615-7 | 12/81 | 132.7 | 134.7 | 139.5 | 5.4 | 3.6 |
| Secondary products and miscellaneous receipts..... | | 311615-SM | | | | | | |
| Secondary products..... | | 311615-SS | 12/81 | 65.4 | 65.4 | 65.2 | -0.2 | -0.3 |
| Secondary products..... | | 311615-S | 12/81 | 65.4 | 65.4 | 65.2 | -0.2 | -0.3 |
| Seafood product preparation & packaging..... | 3117 | | 12/03 | 125.9 | 127.9 | 128.7 | 2.0 | 0.6 |
| Seafood product preparation and packaging..... | 31171 | | 12/03 | 125.9 | 127.9 | 128.7 | 2.0 | 0.6 |
| Seafood canning..... | 311711 | | 12/84 | 137.8 | 138.6 | 139.3 | 0.0 | 0.5 |
| Primary products..... | | 311711-P | 12/84 | 145.6 | 146.4 | 147.7 | 2.0 | 0.9 |
| Canned and cured fish and seafood, including soups, stews, and chowders..... | | 311711-0 | 12/84 | 145.6 | 146.4 | 147.7 | 2.0 | 0.9 |
| Secondary products and miscellaneous receipts..... | | 311711-SM | | | | | | |
| Miscellaneous receipts..... | | 311711-M | 06/97 | 97.0 | - | 98.1 | 1.1 | - |
| Secondary products..... | | 311711-S | 12/84 | 123.2 | 123.5 | - | - | - |
| Fresh and frozen seafood processing..... | 311712 | | 12/82 | 202.6 | 206.3 | 207.6 | 2.4 | 0.6 |
| Primary products..... | | 311712-P | 12/82 | 207.6 | 212.5 | 213.6 | 2.6 | 0.5 |
| Prepared fresh fish and other fresh seafood..... | | 311712-1 | 12/82 | 256.0 | 268.2 | 260.5 | 1.5 | -2.9 |
| Prepared frozen fish..... | | 311712-2 | 12/82 | 230.9 | 233.3 | 236.7 | 3.6 | 1.5 |
| Prepared frozen shellfish..... | | 311712-3 | 12/96 | 108.5 | 112.3 | 114.0 | -1.8 | 1.5 |
| Prepared frozen shrimp (raw, cooked, and breaded)..... | | 311712-31 | 12/96 | 81.2 | 84.5 | 85.7 | -2.8 | 1.4 |
| Prepared frozen shellfish (lobster, crab, other shrimp products)..... | | 311712-32 | 12/96 | 138.5 | 141.6 | 144.1 | 1.3 | 1.8 |
| Other prepared frozen seafoods..... | | 311712-4 | 12/96 | 162.3 | 165.2 | 167.2 | 6.2 | 1.2 |
| Prepared frozen surimi and other prepared frozen seafoods..... | | 311712-41 | 06/06 | 134.7 | 133.4 | 133.5 | -6.7 | 0.1 |
| Secondary products & miscellaneous receipts..... | | 311712-SM | | | | | | |
| Miscellaneous receipts..... | | 311712-M | 12/82 | 161.2 | 157.0 | 160.3 | -0.3 | 2.1 |
| Secondary products..... | | 311712-S | 12/82 | 118.2 | 117.5 | 117.0 | 2.5 | -0.4 |
| Bakeries & tortilla mfg..... | 3118 | | 12/03 | 127.2 | 127.2 | 126.9 | -0.9 | -0.2 |

See footnotes at end of table.

Table 5. Producer price indexes for the net output of selected industries and their products, not seasonally adjusted — Continued

| Industry and product ¹ | Industry code | Product code | Index base | Index | | | Percent change to Apr. 2010 from: | |
|--|---------------|--------------|------------|------------------------|------------------------|------------------------|-----------------------------------|-----------|
| | | | | Dec. 2009 ² | Mar. 2010 ² | Apr. 2010 ² | Apr. 2009 | Mar. 2010 |
| Bread & bakery product mfg. | 31181 | | 12/03 | 128.8 | 128.9 | 128.3 | -1.4 | -0.5 |
| Retail bakeries. | 311811 | | 12/03 | 124.8 | 125.9 | 128.4 | 3.6 | 2.0 |
| Primary products. | | 311811-P | 12/99 | 137.5 | 139.0 | 140.6 | 2.3 | 1.2 |
| Retail bakery products. | | 311811-0 | 12/99 | 137.5 | 139.0 | 140.6 | 2.3 | 1.2 |
| Secondary products and miscellaneous receipts. | | 311811-SM | | | | | | |
| Miscellaneous receipts. | | 311811-M | 06/07 | 127.6 | 127.6 | 136.1 | 11.6 | 6.7 |
| Commercial bakeries. | 311812 | | 06/80 | 289.2 | 290.2 | 288.0 | -1.8 | -0.8 |
| Primary products. | | 311812-P | 06/80 | 293.2 | 292.4 | 291.9 | -1.4 | -0.2 |
| Pies(fruit, cream, and custard), except frozen. | | 311812-A | 06/80 | 322.5 | 307.3 | 296.0 | -8.0 | -3.7 |
| Other sweet goods, except frozen. | | 311812-D | 06/80 | 264.2 | 263.8 | 263.1 | -0.3 | -0.3 |
| Bread (white, wheat, rye, etc.), including frozen. | | 311812-1 | 06/80 | 302.5 | 302.7 | 303.2 | -1.2 | 0.2 |
| Rolls (bread-type), muffins, bagels and croissants. | | 311812-5 | 06/80 | 282.9 | 282.8 | 282.5 | -1.4 | -0.1 |
| Soft cakes, except frozen. | | 311812-7 | 06/80 | 305.2 | 301.9 | 299.8 | -1.4 | -0.7 |
| Secondary products and miscellaneous receipts. | | 311812-SM | | | | | | |
| Miscellaneous receipts. | | 311812-M | 06/80 | 282.0 | 302.9 | 280.2 | -7.5 | -7.5 |
| Secondary products. | | 311812-S | 06/80 | 205.9 | 208.9 | 207.0 | -0.6 | -0.9 |
| Frozen cakes and other pastries manufacturing. | 311813 | | 06/91 | 174.1 | 170.4 | 170.4 | -2.1 | 0.0 |
| Primary products. | | 311813-P | 12/82 | 244.4 | 238.5 | 238.5 | -2.5 | 0.0 |
| Frozen bakery product manufacturing. | | 311813-0 | 12/82 | 244.4 | 238.5 | 238.5 | -2.5 | 0.0 |
| Frozen soft cakes (including pound, layer, sheet, cheese, etc.). | | 311813-01 | 12/09 | 100.0 | 100.1 | 100.1 | - | 0.0 |
| Frozen pies. | | 311813-02 | 12/09 | 100.0 | 91.3 | 91.3 | - | 0.0 |
| All other frozen pastries. | | 311813-03 | 12/09 | 100.0 | 99.7 | 99.7 | - | 0.0 |
| Secondary products and miscellaneous receipts. | | 311813-SM | | | | | | |
| Cookie, cracker & pasta mfg. | 31182 | | 12/03 | 124.6 | 124.5 | 124.6 | -0.3 | 0.1 |
| Cookie and cracker manufacturing. | 311821 | | 06/83 | 219.4 | 220.0 | 220.2 | 1.2 | 0.1 |
| Primary products. | | 311821-P | 06/83 | 218.9 | 219.7 | 219.9 | 1.5 | 0.1 |
| Crackers, biscuits, and related products. | | 311821-2 | 06/83 | 240.5 | 240.5 | 240.5 | 2.1 | 0.0 |
| Cookies, wafers, and ice cream cones and cups (except frozen). | | 311821-4 | 06/83 | 202.6 | 203.9 | 204.1 | 1.0 | 0.1 |
| Secondary products and miscellaneous receipts. | | 311821-SM | | | | | | |
| Secondary products. | | 311821-S | 06/83 | 209.1 | 209.1 | 209.1 | 0.0 | 0.0 |
| Mixes and dough made from purchased flour. | 311822 | | 06/85 | 174.7 | 174.1 | 174.3 | -1.6 | 0.1 |
| Primary products. | | 311822-P | 06/85 | 163.5 | 162.6 | 163.0 | -2.2 | 0.2 |
| Prepared flour mixes (incl refrigerated & frozen doughs & batters) made from purchased flour. | | 311822-0 | 06/85 | 163.5 | 162.6 | 163.0 | -2.2 | 0.2 |
| Cake mixes, incl gingerbread, made from purchased flour. | | 311822-01 | 06/92 | 118.9 | 118.9 | 119.9 | 0.8 | 0.8 |
| Flour mixes (refrigerated & frozen doughs & batters), ex cake mixes, made from purchased flour. | | 311822-02 | 06/85 | 156.6 | 155.6 | 155.8 | -2.7 | 0.1 |
| Secondary products and miscellaneous receipts. | | 311822-SM | | | | | | |
| Secondary products. | | 311822-S | 06/85 | 231.7 | 231.5 | 231.5 | 0.2 | 0.0 |
| Dry pasta manufacturing. | 311823 | | 06/85 | 172.3 | 170.0 | 169.7 | -5.7 | -0.2 |
| Primary products. | | 311823-P | 06/85 | 175.5 | 173.1 | 172.8 | -6.0 | -0.2 |
| Dry macaroni, spaghetti and egg noodle products, mitse (except canned or frozen). | | 311823-0 | 06/85 | 175.5 | 173.1 | 172.8 | -6.0 | -0.2 |
| Dry macaroni, spaghetti, vermicelli, & other pasta prods, ex. noodles, mitse. | | 311823-01 | 06/09 | 95.2 | 93.8 | 93.6 | - | -0.2 |
| Dry macaroni, spaghetti, vermicelli, & other macaroni prods, mitse, pkgd w/ other ingredients. | | 311823-02 | 06/09 | 97.3 | 96.5 | 96.5 | - | 0.0 |
| Secondary products and miscellaneous receipts. | | 311823-SM | | | | | | |
| Secondary products. | | 311823-S | 06/85 | 120.2 | - | - | - | - |
| Tortilla mfg. | 31183 | | 12/03 | 125.5 | 125.9 | 125.8 | -0.4 | -0.1 |
| Tortilla manufacturing. | 311830 | | 12/03 | 125.6 | 126.0 | 125.9 | -0.3 | -0.1 |
| Primary products. | | 311830-P | 06/91 | 154.0 | 154.5 | 154.4 | -0.5 | -0.1 |
| Tortillas, sold in bulk or packages, not frozen or canned. ... | | 311830-0 | 06/91 | 154.0 | 154.5 | 154.4 | -0.5 | -0.1 |
| Secondary products and miscellaneous receipts. | | 311830-SM | | | | | | |
| Secondary products. | | 311830-S | 12/03 | - | 122.2 | - | - | - |
| Other food manufacturing. | 3119 | | 12/03 | 123.7 | 124.7 | 125.8 | 3.0 | 0.9 |
| Snack food mfg. | 31191 | | 12/03 | 130.4 | 132.3 | 133.0 | 5.1 | 0.5 |
| Roasted nuts and peanut butter manufacturing. | 311911 | | 12/03 | 114.8 | 121.2 | 123.4 | 13.5 | 1.8 |
| Primary products. | | 311911-P | 12/03 | 115.0 | 121.7 | 124.0 | 14.2 | 1.9 |
| Nuts and seeds (salted, roasted, cooked, or blanched). | | 311911-1 | 06/91 | 145.1 | 156.6 | 159.7 | 18.4 | 2.0 |
| Nuts (salted, roasted, cooked, or blanched), sold in bulk. | | 311911-11 | 06/91 | 139.8 | 158.6 | 157.7 | 30.4 | -0.6 |
| Canned nuts (salted, roasted, cooked, or blanched). | | 311911-12 | 06/91 | 115.2 | 115.2 | 115.2 | -3.0 | 0.0 |
| All other packaged nuts, and all seeds (salted, roasted, cooked, or blanched). | | 311911-13 | 06/91 | 151.1 | 155.5 | 173.4 | 17.6 | 11.5 |
| Peanut butter. | | 311911-4 | 12/85 | 179.0 | 173.7 | 176.8 | -1.3 | 1.8 |

See footnotes at end of table.

Table 5. Producer price indexes for the net output of selected industries and their products, not seasonally adjusted — Continued

| Industry and product ¹ | Industry code | Product code | Index base | Index | | | Percent change to Apr. 2010 from: | |
|--|---------------|--------------|------------|------------------------|------------------------|------------------------|-----------------------------------|-----------|
| | | | | Dec. 2009 ² | Mar. 2010 ² | Apr. 2010 ² | Apr. 2009 | Mar. 2010 |
| Roasted nuts and peanut butter manufacturing - Continued | | | | | | | | |
| Secondary products and miscellaneous receipts..... | | 311911-SM | | | | | | |
| Secondary products..... | | 311911-S | 06/91 | 101.9 | 101.9 | 101.9 | -0.7 | 0.0 |
| Other snack food manufacturing..... | 311919 | | 06/91 | 169.5 | 169.5 | 169.5 | 2.2 | 0.0 |
| Primary products..... | | 311919-P | 12/85 | 195.2 | 195.2 | 195.2 | 2.2 | 0.0 |
| Potato chips and sticks, plain and flavored..... | | 311919-1 | 12/85 | 203.5 | 203.8 | 203.8 | 0.3 | 0.0 |
| Corn chips and related products..... | | 311919-4 | 12/85 | 178.3 | 178.1 | 178.1 | 4.6 | 0.0 |
| Tortilla chips..... | | 311919-41 | 12/06 | 124.6 | 124.5 | 124.5 | 2.4 | 0.0 |
| Corn curls and related products..... | | 311919-43 | 06/91 | 134.4 | 134.3 | 134.3 | -0.1 | 0.0 |
| Other chips, sticks (hard pretzels, bacon rinds, popcorn (except candied), etc.)..... | | 311919-7 | 12/03 | 129.8 | 129.7 | 129.7 | 0.6 | 0.0 |
| Secondary products and miscellaneous receipts..... | | 311919-SM | | | | | | |
| Miscellaneous receipts..... | | 311919-M | 06/91 | 161.6 | 161.6 | 161.6 | 0.1 | 0.0 |
| Coffee & tea mfg..... | 31192 | | 12/03 | 137.9 | 139.1 | 139.5 | 1.2 | 0.3 |
| Coffee and tea manufacturing..... | 311920 | | 06/81 | 193.0 | 194.5 | 195.1 | 1.1 | 0.3 |
| Primary products..... | | 311920-P | 06/81 | 183.2 | 184.5 | 185.1 | 1.2 | 0.3 |
| Roasted coffee..... | | 311920-1 | 06/81 | 187.6 | 189.5 | 190.0 | 1.5 | 0.3 |
| Whole bean roasted coffee..... | | 311920-11 | 06/81 | 211.9 | 214.1 | 221.7 | 5.6 | 3.5 |
| Ground roasted coffee (including extended yield)..... | | 311920-19 | 06/81 | 185.7 | 187.5 | 187.0 | 0.9 | -0.3 |
| Coffee, concentrated, and coffee substitutes..... | | 311920-5 | 06/81 | 179.6 | 178.4 | 180.2 | -0.6 | 1.0 |
| Tea in consumer packages..... | | 311920-7 | 12/85 | 136.7 | 137.3 | 137.5 | 1.5 | 0.1 |
| Secondary products and miscellaneous receipts..... | | 311920-SM | | | | | | |
| Miscellaneous receipts..... | | 311920-M | 12/00 | 142.6 | 145.3 | 146.0 | 0.5 | 0.5 |
| Secondary products..... | | 311920-S | 06/81 | 304.9 | 311.8 | 310.1 | -0.4 | -0.5 |
| Flavoring syrup & concentrate mfg..... | 31193 | | 12/03 | 114.9 | 115.2 | 115.2 | -2.5 | 0.0 |
| Flavoring syrup and concentrate manufacturing..... | 311930 | | 12/85 | 170.5 | 171.0 | 170.8 | -2.6 | -0.1 |
| Primary products..... | | 311930-P | 12/85 | 177.0 | 177.5 | 177.5 | -2.6 | 0.0 |
| Liquid beverage bases not for use by soft drink bottlers.... | | 311930-1 | 12/85 | 169.7 | 170.4 | 170.1 | 0.5 | -0.2 |
| Liquid beverage bases, concentrates & syrups for sale by soft drink bottlers..... | | 311930-4 | 12/85 | 224.9 | 226.0 | 226.0 | -1.1 | 0.0 |
| Other flavoring agents (except chocolate syrups)..... | | 311930-8 | 12/85 | 122.5 | 122.5 | 122.5 | -5.0 | 0.0 |
| Secondary products and miscellaneous receipts..... | | 311930-SM | | | | | | |
| Miscellaneous receipts..... | | 311930-M | 12/85 | 122.5 | - | 119.9 | 0.0 | - |
| Secondary products..... | | 311930-S | 06/07 | 125.3 | 125.3 | 122.5 | -2.2 | -2.2 |
| Seasoning & dressing mfg..... | 31194 | | 12/03 | 121.9 | 120.2 | 121.1 | -0.7 | 0.7 |
| Mayonnaise, dressing, and sauce manufacturing..... | 311941 | | 12/03 | 127.0 | 125.0 | 125.2 | -1.7 | 0.2 |
| Primary products..... | | 311941-P | 06/81 | 226.2 | 222.2 | 222.6 | -3.5 | 0.2 |
| Vinegar and cider..... | | 311941-1 | 12/85 | 128.6 | 124.9 | 125.0 | -5.3 | 0.1 |
| Prepared sauces, except tomato..... | | 311941-4 | 06/81 | 199.2 | 192.2 | 192.6 | -3.7 | 0.2 |
| Prepared mustard..... | | 311941-41 | 06/07 | 134.0 | 117.7 | 117.8 | -12.1 | 0.1 |
| Other prepared sauces, except tomato (worcestershire, soy, horseradish, meat, veg, seafood, etc.)..... | | 311941-42 | 06/07 | 112.0 | 110.8 | 111.0 | -1.4 | 0.2 |
| Mayonnaise, salad dressings, and sandwich spreads..... | | 311941-7 | 06/81 | 228.3 | 226.6 | 227.0 | -3.2 | 0.2 |
| Spoon-type salad & other dressing (incl refig & all other semisolid-type dressing) & mayo..... | | 311941-T | 06/07 | 118.1 | 117.1 | 117.6 | -2.1 | 0.4 |
| Pourable salad dressing (including reduced calorie, cheese, vinegar and oil etc.)..... | | 311941-74 | 06/07 | 115.1 | 114.5 | 114.1 | -5.2 | -0.3 |
| Secondary products and miscellaneous receipts..... | | 311941-SM | | | | | | |
| Miscellaneous receipts..... | | 311941-M | 06/94 | 133.1 | 133.1 | 133.1 | 0.0 | 0.0 |
| Secondary products..... | | 311941-S | 06/81 | 193.5 | 190.7 | 191.2 | 4.7 | 0.3 |
| Spice and extract manufacturing..... | 311942 | | 12/03 | 115.5 | 114.1 | 115.9 | 0.6 | 1.6 |
| Primary products..... | | 311942-P | 12/03 | 115.6 | 114.0 | 115.9 | 0.7 | 1.7 |
| Table salt (evaporated), pepper (white and black), and other spices..... | | 311942-1 | 06/85 | 174.3 | 171.8 | 177.3 | 2.3 | 3.2 |
| Table salt (evaporated), pepper (white and black)..... | | 311942-11 | 06/07 | 115.8 | 114.9 | 115.3 | 0.3 | 0.3 |
| Other spices in consumer sizes (less than 1 lb)..... | | 311942-12 | 06/07 | 111.6 | 109.0 | 115.8 | 4.5 | 6.2 |
| Other spices in commercial sizes (1 lb or more)..... | | 311942-13 | 06/07 | 113.5 | 112.4 | 114.5 | 1.3 | 1.9 |
| Flavoring extracts, emulsions, and other liquid flavors and food colorings (except synthetic)..... | | 311942-5 | 12/85 | 156.2 | 153.7 | 154.1 | -1.3 | 0.3 |
| Dry mix food preparations..... | | 311942-7 | 06/91 | 140.7 | 139.2 | 140.2 | 0.1 | 0.7 |
| Dry dip, salad dressing, and seasoning mixes..... | | 311942-71 | 06/07 | 114.4 | 113.0 | 114.0 | 0.2 | 0.9 |
| Dry gravy and sauce mixes and frosting mixes..... | | 311942-72 | 06/07 | 110.1 | 109.7 | 110.0 | -0.1 | 0.3 |
| Secondary products and miscellaneous receipts..... | | 311942-SM | | | | | | |
| Miscellaneous receipts..... | | 311942-M | 12/03 | 123.2 | 123.2 | 123.2 | 0.0 | 0.0 |
| Secondary products..... | | 311942-S | 12/03 | 115.6 | 115.0 | 116.3 | 0.1 | 1.1 |
| All other food mfg..... | 31199 | | 12/03 | 114.7 | 116.8 | 119.2 | 6.7 | 2.1 |
| Perishable prepared food manufacturing..... | 311991 | | 12/03 | 116.8 | 118.1 | 126.6 | 9.5 | 7.2 |

See footnotes at end of table.

Table 5. Producer price indexes for the net output of selected industries and their products, not seasonally adjusted — Continued

| Industry and product ¹ | Industry code | Product code | Index base | Index | | | Percent change to Apr. 2010 from: | |
|--|---------------|--------------|------------|------------------------|------------------------|------------------------|-----------------------------------|-----------|
| | | | | Dec. 2009 ² | Mar. 2010 ² | Apr. 2010 ² | Apr. 2009 | Mar. 2010 |
| Perishable prepared food manufacturing - Continued | | | | | | | | |
| Primary products..... | | 311991-P | 12/85 | 172.4 | 173.4 | 189.2 | 11.4 | 9.1 |
| Perishable prepared food sold in bulk or packages, not frozen or canned..... | | 311991-0 | 12/85 | 172.4 | 173.4 | 189.2 | 11.4 | 9.1 |
| Other perishable prepared foods, including pizza bulk/packaged & fresh macaroni/noodle products..... | | 311991-0C | 06/08 | 106.6 | 103.4 | 106.8 | 4.4 | 3.3 |
| Salads sold in bulk or packages, not frozen or canned. . . | | 311991-01 | 12/01 | 119.4 | 115.8 | 116.3 | -3.2 | 0.4 |
| Vegetables & potatoes peeled or cut for the trade, sold in bulk or packages, not frozen/canned..... | | 311991-03 | 12/01 | 145.9 | 156.6 | 203.3 | 41.0 | 29.8 |
| Tamales and other Mexican food specialties sold in bulk or packages, not frozen or canned..... | | 311991-04 | 12/01 | 121.5 | 120.9 | 121.0 | 2.1 | 0.1 |
| Prepared meals including meat/poultry pies and tofu, sold in bulk or pkgs, not frozen or canned..... | | 311991-05 | 06/08 | 102.8 | 104.4 | 104.4 | 2.4 | 0.0 |
| Secondary products and miscellaneous receipts..... | | 311991-SM | | | | | | |
| Miscellaneous receipts..... | | 311991-M | 12/03 | 142.4 | 152.7 | 147.9 | - | -3.1 |
| Secondary products..... | | 311991-S | 12/03 | 109.2 | 109.1 | 109.0 | -2.1 | -0.1 |
| All other miscellaneous food manufacturing..... | 311999 | | 12/03 | 114.1 | 116.6 | 116.1 | 5.4 | -0.4 |
| Primary products..... | | 311999-P | 12/03 | 113.4 | 116.1 | 115.9 | 7.7 | -0.2 |
| Secondary products and miscellaneous receipts..... | | 311999-SM | | | | | | |
| Miscellaneous receipts..... | | 311999-M | 12/03 | 122.9 | 130.2 | 123.3 | -5.9 | -5.3 |
| Secondary products..... | | 311999-S | 12/03 | 113.9 | 110.7 | 111.9 | -5.1 | 1.1 |
| Beverage & tobacco mfg..... | 312 | | 12/03 | 121.3 | 122.4 | 122.4 | 2.3 | 0.0 |
| Beverage mfg..... | 3121 | | 12/84 | 169.4 | 170.8 | 171.0 | 1.5 | 0.1 |
| Soft drink & ice mfg..... | 31211 | | 12/03 | 119.3 | 121.0 | 121.2 | 1.8 | 0.2 |
| Soft drink manufacturing..... | 312111 | | 06/81 | 194.9 | 197.9 | 198.5 | 2.2 | 0.3 |
| Primary products..... | | 312111-P | 06/81 | 194.9 | 198.6 | 198.9 | 2.1 | 0.2 |
| Non-carbonated soft drinks..... | | 312111-A | 12/00 | 137.8 | 138.7 | 137.1 | 1.3 | -1.2 |
| Bottled carbonated soft drinks..... | | 312111-1 | 12/96 | 146.9 | 151.1 | 151.0 | 2.4 | -0.1 |
| Canned carbonated soft drinks..... | | 312111-4 | 12/96 | 123.6 | 125.8 | 127.8 | 2.4 | 1.6 |
| Secondary products and miscellaneous receipts..... | | 312111-SM | | | | | | |
| Miscellaneous receipts..... | | 312111-M | 06/81 | 189.9 | 183.1 | 185.4 | 0.9 | 1.3 |
| Secondary products..... | | 312111-S | 06/81 | 237.6 | 244.1 | 246.5 | 7.3 | 1.0 |
| Bottled water manufacturing..... | 312112 | | 12/03 | 94.7 | 93.9 | 91.4 | -7.1 | -2.7 |
| Primary products..... | | 312112-P | 12/03 | 93.8 | 92.8 | 90.7 | -7.7 | -2.3 |
| Bottled water..... | | 312112-0 | 12/00 | 92.1 | 91.1 | 89.1 | -7.7 | -2.2 |
| Secondary products and miscellaneous receipts..... | | 312112-SM | | | | | | |
| Ice manufacturing..... | 312113 | | 12/85 | 189.4 | 189.4 | 189.4 | 0.1 | 0.0 |
| Primary products..... | | 312113-P | 12/85 | 180.6 | 180.6 | 180.6 | 0.1 | 0.0 |
| Ice..... | | 312113-0 | 12/03 | 121.0 | 121.0 | 121.0 | 0.1 | 0.0 |
| Secondary products and miscellaneous receipts..... | | 312113-SM | | | | | | |
| Secondary products..... | | 312113-S1 | 12/09 | 100.0 | - | 100.0 | - | - |
| Breweries..... | 31212 | | 12/03 | 116.7 | 116.9 | 116.9 | 2.8 | 0.0 |
| Breweries..... | 312120 | | 06/82 | 175.0 | 175.3 | 175.4 | 2.8 | 0.1 |
| Primary products..... | | 312120-P | 06/82 | 175.0 | 175.3 | 175.4 | 2.8 | 0.1 |
| Bottled beer and ale case goods..... | | 312120-A | 06/82 | 149.7 | 149.2 | 149.4 | 0.6 | 0.1 |
| Canned beer and ale case goods..... | | 312120-1 | 06/82 | 185.5 | 186.3 | 186.3 | 4.3 | 0.0 |
| Beer and ale in barrels and kegs..... | | 312120-7 | 06/82 | 225.6 | 227.3 | 227.8 | 4.7 | 0.2 |
| All other malt beverages and brewing products..... | | 312120-9 | 06/82 | 198.8 | 199.2 | 199.2 | 0.2 | 0.0 |
| Secondary products and miscellaneous receipts..... | | 312120-SM | | | | | | |
| Miscellaneous receipts..... | | 312120-M | 12/02 | 121.9 | 121.9 | 121.9 | 1.8 | 0.0 |
| Wineries..... | 31213 | | 12/03 | 116.5 | 116.4 | 116.2 | -0.8 | -0.2 |
| Wineries..... | 312130 | | 12/83 | 161.9 | 161.8 | 161.5 | -0.7 | -0.2 |
| Primary products..... | | 312130-P | 12/83 | 166.0 | 165.8 | 165.5 | -0.7 | -0.2 |
| Wines, brandy, and brandy spirits..... | | 312130-0 | 12/98 | 118.6 | 118.4 | 118.1 | -0.8 | -0.3 |
| Other wines, brandy, and brandy spirits..... | | 312130-0B | 06/06 | 105.9 | 105.9 | 105.3 | 0.2 | -0.6 |
| White grape wines, 14 percent or less..... | | 312130-01 | 12/83 | 145.1 | 145.2 | 145.2 | -1.6 | 0.0 |
| Red grape wines, 14 percent or less..... | | 312130-02 | 12/83 | 195.6 | 194.5 | 194.5 | -1.0 | 0.0 |
| Secondary products and miscellaneous receipts..... | | 312130-SM | | | | | | |
| Miscellaneous receipts..... | | 312130-M | 12/91 | 131.7 | 133.9 | 133.9 | -1.0 | 0.0 |
| Distilleries..... | 31214 | | 12/03 | 113.2 | 114.4 | 114.5 | -1.5 | 0.1 |
| Distilleries..... | 312140 | | 06/83 | 186.3 | 188.4 | 188.4 | -1.6 | 0.0 |
| Primary products..... | | 312140-P | 06/83 | 181.7 | 183.8 | 183.8 | -1.7 | 0.0 |
| Bottled liquor, except brandy..... | | 312140-4 | 06/83 | 188.4 | 189.3 | 189.3 | -1.4 | 0.0 |
| Secondary products and miscellaneous receipts..... | | 312140-SM | | | | | | |
| Tobacco mfg..... | 3122 | | 12/84 | 486.9 | 490.9 | 490.9 | 3.7 | 0.0 |
| Tobacco stemming & redrying..... | 31221 | | 06/84 | 115.5 | 116.0 | 116.0 | 0.7 | 0.0 |

See footnotes at end of table.

Table 5. Producer price indexes for the net output of selected industries and their products, not seasonally adjusted — Continued

| Industry and product ¹ | Industry code | Product code | Index base | Index | | | Percent change to Apr. 2010 from: | |
|---|---------------|--------------|------------|------------------------|------------------------|------------------------|-----------------------------------|-----------|
| | | | | Dec. 2009 ² | Mar. 2010 ² | Apr. 2010 ² | Apr. 2009 | Mar. 2010 |
| Tobacco stemming and redrying..... | 312210 | | 06/84 | 115.5 | 116.0 | 116.0 | 0.7 | 0.0 |
| Primary products..... | | 312210-P | 06/84 | 110.9 | 111.4 | 111.4 | 0.6 | 0.0 |
| Unstemmed leaf tobacco, redried before packing..... | | 312210-1 | 12/03 | 109.7 | 110.8 | 110.8 | 1.4 | 0.0 |
| Tobacco, stemmed..... | | 312210-4 | 06/84 | 105.0 | 104.8 | 104.8 | 0.0 | 0.0 |
| Tobacco product mfg..... | 31222 | | 12/82 | 531.8 | 536.2 | 536.2 | 3.8 | 0.0 |
| Cigarette Manufacturing..... | 312221 | | 12/82 | 535.2 | 539.6 | 539.6 | 3.8 | 0.0 |
| Primary products..... | | 312221-P | 12/82 | 548.3 | 552.9 | 552.9 | 3.8 | 0.0 |
| Cigarettes, including nontobacco cigarettes..... | | 312221-0 | 12/04 | 128.4 | 129.5 | 129.5 | 3.8 | 0.0 |
| Other tobacco product manufacturing..... | 312229 | | 12/03 | 121.7 | 122.6 | 122.6 | 3.8 | 0.0 |
| Primary products..... | | 312229-P | 12/03 | 122.4 | 123.3 | 123.3 | 3.1 | 0.0 |
| Cigars..... | | 312229-1 | 12/82 | 436.9 | 444.8 | 444.8 | 1.8 | 0.0 |
| Chewing and smoking tobacco..... | | 312229-4 | 12/82 | 462.2 | 462.7 | 462.7 | 3.7 | 0.0 |
| Smoking tobacco..... | | 312229-41 | 12/05 | 145.5 | 145.5 | 145.5 | 8.3 | 0.0 |
| Looseleaf chewing tobacco, snuff, and all other chewing tobacco..... | | 312229-42 | 12/05 | 101.7 | 101.9 | 101.9 | 2.5 | 0.0 |
| Secondary products and miscellaneous receipts..... | | 312229-SM | | | | | | |
| Textile mills..... | 313 | | 12/03 | 112.4 | 114.4 | 114.6 | 2.2 | 0.2 |
| Fiber, yarn, and thread mills..... | 3131 | | 12/84 | 119.2 | 124.0 | 123.6 | 6.0 | -0.3 |
| Fiber, yarn, and thread mills..... | 31311 | | 12/84 | 119.2 | 124.0 | 123.6 | 6.0 | -0.3 |
| Yarn spinning mills..... | 313111 | | 12/82 | 108.8 | 110.8 | 111.3 | 5.8 | 0.5 |
| Primary products..... | | 313111-P | 12/82 | 108.3 | 110.4 | 110.9 | 5.9 | 0.5 |
| Carded cotton yarns..... | | 313111-1 | 12/82 | 84.6 | 85.0 | 85.0 | 6.0 | 0.0 |
| Combed cotton yarns..... | | 313111-3 | 12/82 | 99.5 | - | - | - | - |
| Spun noncellulosic fiber and other natural fiber yarns..... | | 313111-6 | 12/96 | 114.6 | 116.6 | 117.3 | 4.9 | 0.6 |
| Polyester spun yarn, gray..... | | 313111-61 | 06/08 | 96.1 | 94.9 | - | - | - |
| Other spun noncellulosic fibers and other natural fiber yarns, gray..... | | 313111-63 | 12/96 | 121.8 | 124.2 | 126.2 | 5.5 | 1.6 |
| Other noncell. fibers & other natural yarns, spun & finished in the same est..... | | 313111-64 | 06/08 | 103.6 | 107.9 | 108.0 | 10.0 | 0.1 |
| Wool yarns, including new, reused, and reprocessed wool..... | | 313111-9 | 12/96 | 138.4 | 138.4 | 138.4 | 0.2 | 0.0 |
| Secondary products and miscellaneous receipts..... | | 313111-SM | | | | | | |
| Yarn texturizing and twisting mills..... | 313112 | | 12/82 | 142.4 | 152.6 | 150.6 | 6.5 | -1.3 |
| Primary products..... | | 313112-P | 12/82 | 143.3 | 154.0 | 152.0 | 6.8 | -1.3 |
| Textured/cripped/bulked filament yarns, incl. stretch yarn, made from purchased filament yarn..... | | 313112-5 | 12/82 | 151.3 | 164.1 | 161.1 | 6.7 | -1.8 |
| Commission receipts for throwing, texturing, or winding filament yarns..... | | 313112-8 | 12/82 | 121.0 | 121.0 | 121.0 | 0.2 | 0.0 |
| Secondary products and miscellaneous receipts..... | | 313112-SM | | | | | | |
| Thread mills..... | 313113 | | 12/03 | 124.1 | 124.7 | 124.7 | 2.6 | 0.0 |
| Primary products..... | | 313113-P | 06/84 | 188.1 | 189.0 | 189.0 | 2.6 | 0.0 |
| Thread..... | | 313113-0 | 12/00 | 125.8 | 126.4 | 126.4 | 2.6 | 0.0 |
| Secondary products and miscellaneous receipts..... | | 313113-SM | | | | | | |
| Fabric mills..... | 3132 | | 12/03 | 108.8 | 110.8 | 111.1 | 1.9 | 0.3 |
| Broadwoven fabric mills..... | 31321 | | 12/03 | 107.1 | 109.6 | 111.3 | 3.0 | 1.6 |
| Broadwoven fabric mills..... | 313210 | | 12/03 | 107.1 | 109.6 | 111.2 | 3.0 | 1.5 |
| Primary products..... | | 313210-P | 12/03 | 106.3 | 108.1 | 109.5 | 2.0 | 1.3 |
| Manmade fiber broadwoven fabrics, combinations of spun/filament yarns (exc wool blends) (gray)..... | | 313210-A | 04/85 | 112.1 | - | 111.8 | -0.3 | - |
| Manmade fiber broadwoven fabrics 85% or more filament yarns (exc rayon/acetate/lyocell) (gray)..... | | 313210-G | 06/81 | 135.7 | 136.6 | 136.7 | 0.4 | 0.1 |
| Manmade fiber broadwoven plain weave fabrics 85% or more spun yarns (exc pile/wool blends) gra..... | | 313210-H | 06/87 | 87.8 | - | - | - | - |
| Manmade fiber broadwoven twill fabrics, 85% or more spun yarns (exc. pile/wool blends) (gray)..... | | 313210-J | 06/87 | 117.5 | - | - | - | - |
| Finished manmade fiber and silk broadwoven fabrics, finished in weaving mills..... | | 313210-K | 06/81 | 129.0 | 139.3 | 147.5 | 10.7 | 5.9 |
| Finished broadwoven wool fabrics and felts (finished in weaving mills)..... | | 313210-U | 06/85 | 129.3 | 129.2 | 129.3 | -4.3 | 0.1 |
| Fabricated textile products, made in weaving mills..... | | 313210-W | 12/06 | 105.8 | 105.8 | 105.8 | -0.5 | 0.0 |
| Cotton broadwoven plain weave fabrics (excluding pile) (gray goods)..... | | 313210-1 | 06/87 | 108.2 | - | 109.8 | 1.5 | - |
| Finished cotton broadwoven fabrics, finished in weaving mills..... | | 313210-9 | 12/80 | 115.7 | 116.3 | - | - | - |
| Secondary products and miscellaneous receipts..... | | 313210-SM | | | | | | |
| Secondary products..... | | 313210-S | 12/03 | 118.7 | - | 149.4 | 25.9 | - |
| Narrow fabric mills and schiffli embroidery..... | 31322 | | 06/84 | 137.3 | 138.0 | 138.0 | 1.0 | 0.0 |
| Narrow fabric mills..... | 313221 | | 06/84 | 138.1 | 138.9 | 138.8 | 1.0 | -0.1 |
| Primary products..... | | 313221-P | 06/84 | 138.1 | 139.5 | 139.3 | 1.3 | -0.1 |

See footnotes at end of table.

Table 5. Producer price indexes for the net output of selected industries and their products, not seasonally adjusted — Continued

| Industry and product ¹ | Industry code | Product code | Index base | Index | | | Percent change to Apr. 2010 from: | |
|--|---------------|--------------|------------|------------------------|------------------------|------------------------|-----------------------------------|-----------|
| | | | | Dec. 2009 ² | Mar. 2010 ² | Apr. 2010 ² | Apr. 2009 | Mar. 2010 |
| Narrow fabric mills - Continued | | | | | | | | |
| Woven narrow fabrics (12 inches or less in width)..... | | 313221-1 | 06/84 | 137.5 | 138.5 | 138.5 | 1.5 | 0.0 |
| Woven elastic narrow fabrics (12 inches or less in width)..... | | 313221-11 | 12/08 | 101.0 | 102.9 | 102.7 | 2.7 | -0.2 |
| Woven nonelastic labels, ribbons, and tape..... | | 313221-12 | 12/08 | 100.7 | 101.4 | 101.4 | 1.4 | 0.0 |
| Woven nonelastic narrow fabrics and webbing, excluding labels, woven edge ribbons, and tape..... | | 313221-13 | 12/08 | 100.1 | 100.4 | 100.3 | 0.9 | -0.1 |
| Braided narrow fabrics (12 inches or less in width)..... | | 313221-3 | 06/84 | 161.8 | 165.4 | 164.5 | 1.5 | -0.5 |
| Secondary products and miscellaneous receipts..... | | 313221-SM | | | | | | |
| Secondary products..... | | 313221-S | 06/84 | 132.0 | — | — | — | — |
| Schiffli machine embroidery..... | 313222 | | 06/85 | 157.0 | 157.0 | 157.0 | 0.0 | 0.0 |
| Primary products..... | | 313222-P | 06/85 | 160.6 | 160.6 | 160.6 | 0.0 | 0.0 |
| Schiffli machine embroideries..... | | 313222-0 | 06/85 | 160.6 | 160.6 | 160.6 | 0.0 | 0.0 |
| Secondary products and miscellaneous receipts..... | | 313222-SM | | | | | | |
| Nonwoven fabric mills..... | 31323 | | 12/03 | 114.3 | 115.9 | 115.4 | 1.9 | -0.4 |
| Nonwoven fabric mills..... | 313230 | | 12/85 | 136.6 | 138.5 | 137.9 | 1.8 | -0.4 |
| Primary products..... | | 313230-P | 12/85 | 138.3 | 141.6 | 140.3 | 2.6 | -0.9 |
| Nonwoven fabrics..... | | 313230-1 | 12/85 | 137.3 | 139.0 | 139.2 | 2.8 | 0.1 |
| Pressed, punched, or needled felts (except hats)..... | | 313230-5 | 12/85 | 141.2 | 154.1 | 145.6 | 3.6 | -5.5 |
| Secondary products and miscellaneous receipts..... | | 313230-SM | | | | | | |
| Secondary products..... | | 313230-S | 06/86 | 134.2 | — | 134.2 | — | — |
| Knit fabric mills..... | 31324 | | 12/03 | 107.0 | 108.7 | 106.6 | -0.6 | -1.9 |
| Weft knit fabric mills..... | 313241 | | 12/03 | 112.8 | 115.5 | 111.9 | -1.1 | -3.1 |
| Primary products..... | | 313241-P | 06/81 | 108.6 | 111.6 | 107.2 | -0.7 | -3.9 |
| Weft (circular) knit fabrics greige goods (excluding hosiery)..... | | 313241-1 | 06/81 | 139.2 | 139.2 | 139.2 | 0.0 | 0.0 |
| Finished weft (circular) knit fabrics (excluding hosiery)..... | | 313241-3 | 12/94 | 93.4 | 98.1 | 91.5 | -0.8 | -6.7 |
| Nonapparel items & commission receipts for knitting/finishing weft knit fabrics (excl hosiery)..... | | 313241-6 | 06/81 | 101.1 | 98.2 | 98.4 | -4.7 | 0.2 |
| Secondary products and miscellaneous receipts..... | | 313241-SM | | | | | | |
| Other knit fabric and lace mills..... | 313249 | | 12/03 | 98.8 | 99.1 | 99.1 | 0.4 | 0.0 |
| Primary products..... | | 313249-P | 06/81 | 115.9 | 116.2 | 116.3 | 0.3 | 0.1 |
| Warp knit fabric greige goods..... | | 313249-1 | 06/81 | 135.6 | 134.7 | 135.6 | -0.6 | 0.7 |
| Finished warp knit fabrics..... | | 313249-3 | 12/03 | 91.4 | 92.2 | 91.9 | 0.5 | -0.3 |
| Contract/commission receipts for knitting and/or finishing warp knit fabrics, lace or net goods..... | | 313249-7 | 12/03 | 104.9 | 104.8 | 104.8 | 2.9 | 0.0 |
| Textile and fabric finishing mills..... | 3133 | | 12/03 | 116.0 | 116.3 | 116.7 | 0.3 | 0.3 |
| Textile and fabric finishing mills..... | 31331 | | 12/03 | 114.1 | 114.3 | 114.7 | 0.0 | 0.3 |
| Broadwoven fabric finishing mills..... | 313311 | | 12/03 | 118.0 | 118.2 | 118.9 | 0.0 | 0.6 |
| Primary products..... | | 313311-P | 12/03 | 118.9 | 118.9 | 119.6 | -0.2 | 0.6 |
| Finished cotton broadwoven fabrics, finished in finishing mills..... | | 313311-1 | 06/84 | 138.8 | 138.8 | 138.8 | -0.6 | 0.0 |
| Job or commission finishing of cotton broadwoven fabrics..... | | 313311-3 | 06/84 | 161.6 | 161.7 | 161.7 | -4.5 | 0.0 |
| Finished manmade fiber and silk broadwoven fabrics, finished in finishing mills..... | | 313311-5 | 06/84 | 162.1 | 162.1 | — | — | — |
| Job or commission finishing of manmade fiber and silk broadwoven fabrics..... | | 313311-7 | 06/84 | 168.9 | 169.0 | 169.0 | 1.7 | 0.0 |
| Secondary products and miscellaneous receipts..... | | 313311-SM | | | | | | |
| Other textile and fabric finishing mills..... | 313312 | | 12/03 | 106.6 | 106.6 | 106.6 | 0.0 | 0.0 |
| Primary products..... | | 313312-P | 12/03 | 107.4 | 107.4 | 107.4 | 0.0 | 0.0 |
| Finished fabrics (except broadwoven) and other finished textiles..... | | 313312-0 | 12/03 | 107.4 | 107.4 | 107.4 | 0.0 | 0.0 |
| Secondary products and miscellaneous receipts..... | | 313312-SM | | | | | | |
| Fabric coating mills..... | 31332 | | 12/03 | 125.9 | 126.8 | 127.0 | 1.7 | 0.2 |
| Fabric coating mills..... | 313320 | | 06/85 | 177.8 | 179.1 | 179.4 | 1.8 | 0.2 |
| Primary products..... | | 313320-P | 06/85 | 175.8 | 177.2 | 177.5 | 1.8 | 0.2 |
| Vinyl coated fabrics, including expanded vinyl coated..... | | 313320-1 | 06/85 | 179.1 | 179.1 | 179.6 | 0.6 | 0.3 |
| Vinyl coated fabrics, incl expanded vinyl coated, heavyweight fabrics, more than 16oz per sq y..... | | 313320-13 | 06/06 | 105.5 | 105.5 | 105.8 | 0.3 | 0.3 |
| Rubber coated fabrics..... | | 313320-4 | 12/03 | 127.3 | 132.4 | 132.4 | 8.4 | 0.0 |
| Other coated or laminated fabrics and coated yarns, not rubberized..... | | 313320-5 | 06/06 | 105.8 | 106.5 | 106.5 | 1.2 | 0.0 |
| Other coated or laminated fabrics, excluding rubberized fabrics..... | | 313320-52 | 06/85 | 177.1 | 181.7 | 181.1 | 3.2 | -0.3 |
| All other coated fabrics and yarns, all types except rubberized..... | | 313320-54 | 06/06 | 106.3 | 103.8 | 104.7 | -1.3 | 0.9 |
| Secondary products and miscellaneous receipts..... | | 313320-SM | | | | | | |
| Secondary products..... | | 313320-S | 06/85 | 150.8 | 150.8 | 151.1 | 0.2 | 0.2 |
| Textile product mills..... | 314 | | 12/03 | 116.3 | 117.6 | 117.2 | 1.7 | -0.3 |

See footnotes at end of table.

Table 5. Producer price indexes for the net output of selected industries and their products, not seasonally adjusted — Continued

| Industry and product ¹ | Industry code | Product code | Index base | Index | | | Percent change to Apr. 2010 from: | |
|--|---------------|--------------|------------|------------------------|------------------------|------------------------|-----------------------------------|-----------|
| | | | | Dec. 2009 ² | Mar. 2010 ² | Apr. 2010 ² | Apr. 2009 | Mar. 2010 |
| Textile furnishings mills..... | 3141 | | 12/03 | 117.8 | 119.1 | 118.3 | 1.6 | -0.7 |
| Carpet and rug mills..... | 31411 | | 12/84 | 153.8 | 153.9 | 152.4 | 0.9 | -1.0 |
| Carpet and rug mills..... | 314110 | | 06/90 | 140.7 | 140.9 | 139.5 | 0.9 | -1.0 |
| Primary products..... | | 314110-P | 06/90 | 142.1 | 142.3 | 140.8 | 0.9 | -1.1 |
| Tufted carpets and rugs..... | | 314110-2 | 12/79 | 196.8 | 197.1 | 195.1 | 1.1 | -1.0 |
| Secondary products and miscellaneous receipts..... | | 314110-SM | | | | | | |
| Curtain and linen mills..... | 31412 | | 12/03 | 106.4 | 109.7 | 109.5 | 2.9 | -0.2 |
| Curtain and drapery mills..... | 314121 | | 06/84 | 166.2 | 167.5 | 168.0 | 0.7 | 0.3 |
| Primary products..... | | 314121-P | 06/84 | 156.5 | 157.9 | 157.9 | 0.3 | 0.0 |
| Curtains and draperies..... | | 314121-0 | 06/84 | 156.5 | 157.9 | 157.9 | 0.3 | 0.0 |
| Woven window curtains (except custom made), all fabrics, including glass..... | | 314121-02 | 06/84 | 138.7 | 138.7 | 138.7 | 0.0 | 0.0 |
| Woven draperies (except custom made), all fabrics, including glass..... | | 314121-03 | 06/84 | 170.9 | 175.9 | 175.9 | 2.9 | 0.0 |
| Custom drapes and curtains..... | | 314121-04 | 06/05 | 108.3 | 108.3 | 108.3 | -0.9 | 0.0 |
| Secondary products and miscellaneous receipts..... | | 314121-SM | | | | | | |
| Miscellaneous receipts..... | | 314121-M | 06/05 | 112.8 | 112.8 | 112.8 | 0.7 | 0.0 |
| Secondary products..... | | 314121-S | 06/84 | 179.4 | 179.4 | 186.7 | 5.1 | 4.1 |
| Other household textile product mills..... | 314129 | | 06/83 | 123.4 | 127.9 | 127.5 | 3.5 | -0.3 |
| Primary products..... | | 314129-P | 06/83 | 121.4 | 126.6 | 125.9 | 4.0 | -0.6 |
| Bedspreads and bedsets..... | | 314129-1 | 06/83 | 106.8 | 107.8 | 107.8 | 0.9 | 0.0 |
| Sheets and pillowcases..... | | 314129-3 | 06/83 | 104.8 | 104.8 | 104.8 | 0.0 | 0.0 |
| Other household textile products..... | | 314129-6 | 06/83 | 122.5 | 126.4 | 125.3 | 2.8 | -0.9 |
| Secondary products and miscellaneous receipts..... | | 314129-SM | | | | | | |
| Miscellaneous receipts..... | | 314129-M | 06/83 | 137.0 | 137.0 | 137.2 | -0.7 | 0.1 |
| Secondary products..... | | 314129-S | 06/83 | 145.4 | 145.4 | — | — | — |
| Other textile product mills..... | 3149 | | 12/03 | 113.0 | 114.1 | 114.8 | 2.0 | 0.6 |
| Textile bag and canvas mills..... | 31491 | | 12/03 | 116.8 | 116.4 | 116.0 | -0.3 | -0.3 |
| Textile bag mills..... | 314911 | | 12/85 | 155.4 | 155.5 | 152.0 | -3.2 | -2.3 |
| Primary products..... | | 314911-P | 12/85 | 149.7 | 149.7 | 147.0 | -2.6 | -1.8 |
| Textile bags..... | | 314911-0 | 12/03 | 114.8 | 114.8 | 112.7 | -2.6 | -1.8 |
| All other textile bags..... | | 314911-02 | 12/85 | 155.2 | 155.2 | 151.3 | -3.0 | -2.5 |
| Secondary products and miscellaneous receipts..... | | 314911-SM | | | | | | |
| Canvas and related product mills..... | 314912 | | 12/85 | 240.2 | 239.1 | 239.8 | 0.8 | 0.3 |
| Primary products..... | | 314912-P | 12/85 | 248.7 | 247.3 | 248.1 | 0.9 | 0.3 |
| Canvas and related products..... | | 314912-0 | 06/03 | 118.8 | 118.1 | 118.5 | 0.9 | 0.3 |
| Secondary products and miscellaneous receipts..... | | 314912-SM | | | | | | |
| Miscellaneous receipts..... | | 314912-M | 06/03 | 105.2 | 105.6 | 105.6 | 0.4 | 0.0 |
| Secondary products..... | | 314912-S | 12/85 | 177.8 | — | 177.8 | 0.1 | — |
| All other textile product mills..... | 31499 | | 12/03 | 111.8 | 113.4 | 114.3 | 2.6 | 0.8 |
| Rope, cordage, and twine mills..... | 314991 | | 06/85 | 178.8 | 181.9 | 186.1 | 4.8 | 2.3 |
| Primary products..... | | 314991-P | 06/85 | 178.2 | 180.7 | 184.9 | 2.8 | 2.3 |
| Cordage and twine, soft fiber (except cotton)..... | | 314991-3 | 06/85 | 149.4 | 149.3 | 151.1 | 1.8 | 1.2 |
| Secondary products and miscellaneous receipts..... | | 314991-SM | | | | | | |
| Miscellaneous receipts..... | | 314991-M | 12/93 | 146.3 | 150.6 | 154.1 | 11.3 | 2.3 |
| Tire cord and tire fabric mills..... | 314992 | | 06/84 | 127.9 | 132.7 | 134.7 | 4.7 | 1.5 |
| Primary products..... | | 314992-P | 06/84 | 128.7 | 133.6 | 135.6 | 4.7 | 1.5 |
| Tire cord and tire fabrics..... | | 314992-0 | 06/84 | 128.7 | 133.6 | 135.6 | 4.7 | 1.5 |
| Secondary products and miscellaneous receipts..... | | 314992-SM | | | | | | |
| All other miscellaneous textile product mills..... | 314999 | | 12/03 | 108.5 | 109.2 | 109.7 | 1.7 | 0.5 |
| Primary products..... | | 314999-P | 12/03 | 108.1 | 108.8 | 109.0 | 0.9 | 0.2 |
| Recovered fibers, processed mill waste, and related products..... | | 314999-1 | 12/85 | 189.6 | — | — | — | — |
| Paddings and upholstery filling, batting and wadding (except foam rubber and plastics)..... | | 314999-3 | 12/85 | 123.8 | — | — | — | — |
| Embroideries (excluding Schiffl machine products)..... | | 314999-5 | 12/85 | 149.9 | 149.9 | 149.9 | 0.0 | 0.0 |
| All other miscellaneous fabricated textile products..... | | 314999-8 | 12/03 | 106.8 | 106.3 | 106.7 | 0.1 | 0.4 |
| Fabricated flags, banners, and similar emblems..... | | 314999-82 | 12/09 | 100.0 | 100.0 | 100.0 | — | 0.0 |
| Fabricated textile products, incl sleeping bags, parachutes, indust. shop twls and carpet tiles..... | | 314999-84 | 12/09 | 100.0 | 99.1 | 99.9 | — | 0.8 |
| Secondary products and miscellaneous receipts..... | | 314999-SM | | | | | | |
| Miscellaneous receipts..... | | 314999-M | 12/03 | 114.2 | 115.3 | 118.9 | 8.9 | 3.1 |
| Secondary products..... | | 314999-S | 12/03 | 108.0 | 108.1 | 108.0 | -0.1 | -0.1 |
| Apparel manufacturing..... | 315 | | 12/03 | 103.6 | 103.4 | 103.5 | 0.0 | 0.1 |
| Apparel knitting mills..... | 3151 | | 12/84 | 113.8 | 113.9 | 113.9 | -0.3 | 0.0 |
| Hosiery and sock mills..... | 31511 | | 12/84 | 113.8 | 113.9 | 113.9 | -0.6 | 0.0 |

See footnotes at end of table.

Table 5. Producer price indexes for the net output of selected industries and their products, not seasonally adjusted — Continued

| Industry and product ¹ | Industry code | Product code | Index base | Index | | | Percent change to Apr. 2010 from: | |
|---|---------------|--------------|------------|------------------------|------------------------|------------------------|-----------------------------------|-----------|
| | | | | Dec. 2009 ² | Mar. 2010 ² | Apr. 2010 ² | Apr. 2009 | Mar. 2010 |
| Sheer hosiery mills..... | 315111 | | 06/84 | 137.4 | 137.9 | 137.8 | -0.4 | -0.1 |
| Primary products..... | | 315111-P | 06/84 | 138.6 | 139.2 | 139.1 | -0.5 | -0.1 |
| Women's, misses', & girls' sheer finished hosiery, full-length, knee-length, & below the knee..... | | 315111-1 | 12/02 | 106.5 | 106.0 | 106.1 | 0.3 | 0.1 |
| Women's, misses', and girls' sheer finished pantyhose, including tights, all needle..... | | 315111-3 | 06/84 | 130.0 | 131.2 | 130.9 | -1.1 | -0.2 |
| Secondary products and miscellaneous receipts..... | | 315111-SM | | | | | | |
| Other hosiery and sock mills..... | 315119 | | 06/84 | 130.5 | 130.4 | 130.4 | -0.8 | 0.0 |
| Primary products..... | | 315119-P | 06/84 | 130.3 | 130.2 | 130.2 | -0.9 | 0.0 |
| Men's finished seamless hosiery and socks (sizes 10 and up)..... | | 315119-1 | 06/84 | 152.7 | 152.4 | 152.4 | -1.0 | 0.0 |
| All other finished hosiery, other than sheer..... | | 315119-3 | 06/84 | 109.2 | 109.2 | 109.2 | -1.2 | 0.0 |
| Seamless hosiery (except sheer), shipped in the greige.... | | 315119-5 | 06/84 | 102.4 | 103.3 | 103.3 | 1.2 | 0.0 |
| Secondary products and miscellaneous receipts..... | | 315119-SM | | | | | | |
| Other apparel knitting mills..... | 31519 | | 12/06 | 104.8 | 104.9 | 104.9 | 0.3 | 0.0 |
| Outerwear knitting mills..... | 315191 | | 12/84 | 105.8 | 106.0 | 106.0 | 0.9 | 0.0 |
| Primary products..... | | 315191-P | 12/84 | 100.4 | 100.6 | 100.6 | 0.8 | 0.0 |
| Women's, girls', and infants' knit shirts and blouses, made in knitting mills..... | | 315191-B | 12/97 | 101.5 | 101.5 | 101.5 | 0.0 | 0.0 |
| Gloves and mittens, made in knitting mills..... | | 315191-G | 12/85 | 115.8 | 121.4 | - | - | - |
| Hats, mufflers, scarves, and other knitting mill apparel products..... | | 315191-H | 12/06 | 110.0 | 110.0 | 113.0 | 4.4 | 2.7 |
| Men's and boys' sweaters, made in knitting mills..... | | 315191-2 | 12/84 | 137.5 | 137.5 | - | - | - |
| Women's, girls', and infants' sweaters, made in knitting mills..... | | 315191-4 | 12/84 | 91.4 | 91.4 | - | - | - |
| Men's and boys' knit dress and sport shirts, made in knitting mills..... | | 315191-7 | 12/84 | 98.9 | 98.9 | - | - | - |
| Secondary products and miscellaneous receipts..... | | 315191-SM | | | | | | |
| Secondary products..... | | 315191-S | 12/84 | 140.7 | 141.0 | 140.8 | 0.4 | -0.1 |
| Underwear and nightwear knitting mills..... | 315192 | | 06/82 | 139.2 | 139.2 | 139.2 | -0.6 | 0.0 |
| Primary products..... | | 315192-P | 06/82 | 133.4 | 133.4 | 133.4 | -0.7 | 0.0 |
| Men's and boys' knit underwear, nightwear, and robes, made in knitting mills..... | | 315192-1 | 06/82 | 125.0 | 125.0 | 125.0 | -0.6 | 0.0 |
| Women's, girls', and infants' knit underwear and nightwear, made in knitting mills..... | | 315192-4 | 06/82 | 143.6 | 143.6 | 143.6 | -0.6 | 0.0 |
| Secondary products and miscellaneous receipts..... | | 315192-SM | | | | | | |
| Cut and sew apparel manufacturing..... | 3152 | | 12/03 | 103.7 | 103.4 | 103.6 | 0.1 | 0.2 |
| Cut and sew apparel contractors..... | 31521 | | 12/03 | 106.5 | 106.6 | 106.6 | 0.3 | 0.0 |
| Men's and boys' apparel contractors..... | 315211 | | 12/03 | 114.1 | 114.2 | 114.2 | 1.0 | 0.0 |
| Primary products..... | | 315211-P | 12/03 | 115.1 | 115.2 | 115.2 | 1.0 | 0.0 |
| Contract receipts for men's/boys' shirts, underwear/nightwear & tailored suits/coats/jackets..... | | 315211-T | 06/07 | 107.8 | - | 107.8 | 2.7 | - |
| Contract receipts for men's/boys' pants, work apparel, and other outerwear..... | | 315211-8 | 06/07 | 100.4 | 100.4 | 100.4 | -0.2 | 0.0 |
| Contract receipts for men's/boys' embroidering (exc. Schiffli) & other apparel nec..... | | 315211-9 | 06/07 | 103.0 | 103.0 | 103.8 | 0.8 | 0.8 |
| Secondary products and miscellaneous receipts..... | | 315211-SM | | | | | | |
| Miscellaneous receipts..... | | 315211-M | 06/07 | 101.7 | - | 101.7 | 1.8 | - |
| Secondary products..... | | 315211-S | 12/03 | 100.9 | - | - | - | - |
| Women's and girls' apparel contractors..... | 315212 | | 12/03 | 103.8 | 103.8 | 103.8 | 0.0 | 0.0 |
| Primary products..... | | 315212-P | 12/03 | 104.0 | 104.0 | 104.0 | 0.0 | 0.0 |
| Contract rcpts. women's/girls'/infants' skirts, tailored coats, underwear/nightwear,emb..... | | 315212-T | 06/07 | 100.9 | 100.9 | 100.9 | 0.1 | 0.0 |
| Contract receipts for women's/girls'/infants' shirts and blouses..... | | 315212-1 | 06/07 | 99.7 | 99.7 | 99.7 | -0.4 | 0.0 |
| Contract receipts for women's/girls'/infants' dresses..... | | 315212-3 | 06/07 | 100.4 | 100.4 | 100.4 | 0.0 | 0.0 |
| Contract receipts for women's/girls'/infants' nontailored coats, jackets, and other outerwear..... | | 315212-7 | 06/07 | 98.8 | 98.8 | 98.8 | 0.1 | 0.0 |
| Secondary products and miscellaneous receipts..... | | 315212-SM | | | | | | |
| Secondary products..... | | 315212-S | 12/03 | 98.0 | 98.0 | 98.0 | 0.1 | 0.0 |
| Men's and boys' cut and sew apparel mfg..... | 31522 | | 12/03 | 102.4 | 102.0 | 102.7 | 0.8 | 0.7 |
| Men's and boys' underwear and nightwear mfg..... | 315221 | | 12/03 | 112.8 | 113.2 | 114.4 | 1.9 | 1.1 |
| Primary products..... | | 315221-P | 12/03 | 111.1 | 111.5 | 112.5 | 2.0 | 0.9 |
| Men's and boys' cut and sew underwear, nightwear, and robes, made from purchased fabrics..... | | 315221-0 | 12/03 | 111.3 | 111.7 | 112.7 | 2.0 | 0.9 |
| Secondary products and miscellaneous receipts..... | | 315221-SM | | | | | | |
| Men's and boys' suit, coat, and overcoat manufacturing..... | 315222 | | 12/80 | 174.3 | 175.0 | 174.9 | 0.6 | -0.1 |
| Primary products..... | | 315222-P | 12/80 | 176.2 | 176.7 | 176.5 | 0.5 | -0.1 |
| Men's and boys' tailored suits, including dress uniforms (firefighter, military, police, etc.)..... | | 315222-2 | 06/02 | 106.8 | 107.4 | 107.2 | 0.8 | -0.2 |

See footnotes at end of table.

Table 5. Producer price indexes for the net output of selected industries and their products, not seasonally adjusted — Continued

| Industry and product ¹ | Industry code | Product code | Index base | Index | | | Percent change to Apr. 2010 from: | |
|--|---------------|--------------|------------|------------------------|------------------------|------------------------|-----------------------------------|-----------|
| | | | | Dec. 2009 ² | Mar. 2010 ² | Apr. 2010 ² | Apr. 2009 | Mar. 2010 |
| Men's and boys' suit, coat, and overcoat manufacturing - Continued | | | | | | | | |
| Men's and boys' tailored overcoats (incl water-repellent), dress and sports coats, and vests..... | | 315222-9 | 12/08 | 100.0 | 100.0 | 100.0 | 0.0 | 0.0 |
| Secondary products and miscellaneous receipts..... | | 315222-SM | | | | | | |
| Secondary products..... | | 315222-S | 12/80 | 180.2 | 182.9 | 182.8 | 2.2 | -0.1 |
| Men's and boys' shirt, except work shirt, mfg..... | 315223 | | 06/83 | 113.7 | 113.7 | 116.0 | 2.0 | 2.0 |
| Primary products..... | | 315223-P | 06/83 | 114.4 | 114.4 | 117.9 | 3.1 | 3.1 |
| Men's and boys' woven dress and sport shirts, made from purchased fabrics..... | | 315223-3 | 06/83 | 151.5 | 151.5 | 152.3 | 0.3 | 0.5 |
| Secondary products and miscellaneous receipts..... | | 315223-SM | | | | | | |
| Secondary products..... | | 315223-S | 06/83 | 110.9 | - | - | - | - |
| Men's and boys' cut and sew trouser, slack and jean mfg..... | 315224 | | 12/81 | 123.7 | 123.7 | 123.7 | -1.4 | 0.0 |
| Primary products..... | | 315224-P | 12/81 | 127.0 | 127.0 | 127.0 | -1.6 | 0.0 |
| Men's and boys' pants, except work pants..... | | 315224-0 | 12/09 | 100.0 | 100.0 | 100.0 | - | 0.0 |
| Men's and boys' separate dress and sport trousers, pants, & slacks, made from purchased fabrics..... | | 315224-02 | 12/81 | 124.2 | - | - | - | - |
| Secondary products and miscellaneous receipts..... | | 315224-SM | | | | | | |
| Secondary products..... | | 315224-S | 12/81 | 112.4 | - | 112.4 | -0.7 | - |
| Men's work clothing manufacturing..... | 315225 | | 12/81 | 139.9 | 136.2 | 138.6 | 0.9 | 1.8 |
| Primary products..... | | 315225-P | 12/81 | 138.4 | 133.7 | 136.7 | 0.1 | 2.2 |
| Men's work shirts, made from purchased fabrics..... | | 315225-1 | 12/81 | 134.4 | 123.3 | 124.0 | -7.7 | 0.6 |
| Men's work clothing and washable service apparel (excluding work shirts)..... | | 315225-4 | 12/81 | 137.1 | 134.9 | 138.7 | 3.0 | 2.8 |
| Secondary products and miscellaneous receipts..... | | 315225-SM | | | | | | |
| Miscellaneous receipts..... | | 315225-M | 12/02 | 134.3 | 134.3 | 134.3 | 1.8 | 0.0 |
| Secondary products..... | | 315225-S | 12/81 | 144.0 | 144.0 | 144.0 | 5.7 | 0.0 |
| Other men's and boys' outerwear manufacturing..... | 315228 | | 12/83 | 142.7 | 142.8 | 143.3 | 8.3 | 0.4 |
| Primary products..... | | 315228-P | 12/83 | 145.0 | 145.4 | 145.3 | 12.1 | -0.1 |
| Men's and boys' nontailored coats, jackets, and vests (exc. ski apparel & work jackets), mfgm..... | | 315228-2 | 12/83 | 157.9 | 157.9 | 157.9 | 17.7 | 0.0 |
| Men's and boys' heavyweight nontailored coats, jackets, and vests (exc. ski apparel & work)..... | | 315228-2110 | 06/07 | 132.6 | 132.6 | 132.6 | 23.1 | 0.0 |
| Men's and boys' lightweight nontailored coats, jackets, and vests (exc. ski apparel & work)..... | | 315228-2120 | 06/07 | 106.2 | 106.3 | 106.2 | 0.5 | -0.1 |
| Men's and boys' shorts (including dress and athletic) and swimwear, made from purchased fabric..... | | 315228-4 | 12/83 | 103.8 | 105.5 | 105.3 | 1.3 | -0.2 |
| Men's and boys' sweaters, sweatpants, jogging suits, beachwear (exc swimsuits), & ski apparel..... | | 315228-6 | 12/83 | 160.6 | 160.7 | 160.6 | 7.7 | -0.1 |
| Secondary products and miscellaneous receipts..... | | 315228-SM | | | | | | |
| Miscellaneous receipts..... | | 315228-M | 12/83 | 151.2 | 151.2 | 155.5 | 13.0 | 2.8 |
| Secondary products..... | | 315228-S | 12/83 | 143.9 | 143.5 | 143.9 | -2.4 | 0.3 |
| Women's & girls' cut & sew apparel mfg..... | 31523 | | 12/03 | 102.9 | 102.8 | 102.7 | -0.4 | -0.1 |
| Women's and girls' lingerie and nightwear mfg..... | 315231 | | 12/03 | 108.0 | 108.1 | 108.1 | 1.1 | 0.0 |
| Primary products..... | | 315231-P | 12/03 | 109.7 | 109.8 | 109.8 | 1.4 | 0.0 |
| Women's and girls' underwear, except foundation garments, made from purchased fabrics..... | | 315231-1 | 12/03 | 106.3 | 106.3 | 106.3 | 0.9 | 0.0 |
| Women's and girls' nightwear, except robes, made from purchased fabrics..... | | 315231-3 | 12/03 | 102.0 | 102.2 | 102.6 | 4.3 | 0.4 |
| Women's and girls' brassieres, bra-lettes, and bandeaux, made from purchased fabrics..... | | 315231-5 | 06/82 | 159.2 | 159.2 | 159.2 | 0.8 | 0.0 |
| Women's & girls' corsets (exc. surgical), girdles, & combinations, made from purchased fabrics..... | | 315231-8 | 06/82 | 216.4 | 216.4 | 216.4 | 4.6 | 0.0 |
| Women's and girls' robes and dressing gowns, made from purchased fabrics..... | | 315231-9 | 12/03 | 109.5 | 109.5 | 110.4 | 7.2 | 0.8 |
| Secondary products and miscellaneous receipts..... | | 315231-SM | | | | | | |
| Miscellaneous receipts..... | | 315231-M | 12/03 | 114.9 | 114.9 | 114.9 | - | 0.0 |
| Women's and girls' blouse and shirt mfg..... | 315232 | | 06/83 | 147.4 | 147.4 | 147.3 | -2.1 | -0.1 |
| Primary products..... | | 315232-P | 06/83 | 143.9 | 143.9 | 143.9 | -2.0 | 0.0 |
| Women's and girls' knit shirts and blouses, made from purchased fabrics..... | | 315232-1 | 06/93 | 111.1 | 111.1 | 111.1 | -3.6 | 0.0 |
| Women's and girls' woven shirts and blouses, made from purchased fabrics..... | | 315232-3 | 06/83 | 174.3 | 174.3 | 174.3 | -0.3 | 0.0 |
| Secondary products and miscellaneous receipts..... | | 315232-SM | | | | | | |
| Secondary products..... | | 315232-S | 06/83 | 130.1 | 130.0 | 129.9 | -0.1 | -0.1 |
| Women's and girls' dress manufacturing..... | 315233 | | 12/80 | 124.9 | 124.1 | 124.0 | 0.2 | -0.1 |
| Primary products..... | | 315233-P | 12/80 | 120.7 | 120.5 | 120.4 | -0.8 | -0.1 |
| Women's and girls' dresses, made from purchased fabrics..... | | 315233-0 | 12/03 | 98.6 | 98.4 | 98.4 | -0.7 | 0.0 |
| Secondary products and miscellaneous receipts..... | | 315233-SM | | | | | | |
| Miscellaneous receipts..... | | 315233-M | 06/06 | 111.6 | 111.6 | 111.6 | 10.0 | 0.0 |
| Secondary products..... | | 315233-S | 12/80 | 144.4 | 136.4 | 135.8 | -9.0 | -0.4 |

See footnotes at end of table.

Table 5. Producer price indexes for the net output of selected industries and their products, not seasonally adjusted — Continued

| Industry and product ¹ | Industry code | Product code | Index base | Index | | | Percent change to Apr. 2010 from: | |
|---|---------------|--------------|------------|------------------------|------------------------|------------------------|-----------------------------------|-----------|
| | | | | Dec. 2009 ² | Mar. 2010 ² | Apr. 2010 ² | Apr. 2009 | Mar. 2010 |
| Women's and girls' suit, coat, and skirt mfg. | 315234 | | 12/82 | 112.2 | 112.2 | 112.2 | 0.2 | 0.0 |
| Primary products. | | 315234-P | 12/82 | 109.5 | 109.5 | 109.5 | 0.2 | 0.0 |
| Women's and girls' tailored suits and pantsuits, including dress uniforms. | | 315234-4 | 06/93 | 63.3 | 63.3 | — | — | — |
| Women's and girls' skirts, made from purchased fabrics. | | 315234-6 | 12/82 | 114.1 | 114.1 | 114.1 | 0.4 | 0.0 |
| Women's and girls' tailored jackets and vests, except fur and leather. | | 315234-8 | 12/98 | 101.3 | 101.4 | 101.4 | 0.1 | 0.0 |
| Secondary products and miscellaneous receipts. | | 315234-SM | | | | | | |
| Secondary products. | | 315234-S | 12/82 | 124.6 | 124.6 | 124.5 | -0.1 | -0.1 |
| Other women's and girls' outerwear mfg. | 315239 | | 06/83 | 112.6 | 112.6 | 112.5 | -0.2 | -0.1 |
| Primary products. | | 315239-P | 06/83 | 118.5 | 118.7 | 118.6 | -0.1 | -0.1 |
| Women's and girls' swimwear, mfg. | | 315239-A | 12/83 | 158.1 | 158.1 | 158.1 | -0.5 | 0.0 |
| Women's/girls' other outerwear, incl nontailored coats/jackets/vests & service apparel, mfg. | | 315239-T | 06/07 | 100.4 | 101.7 | 100.8 | -0.2 | -0.9 |
| Women's and girls' sweaters, including sweater vests, mfg. | | 315239-2 | 12/06 | 100.9 | 100.9 | — | — | — |
| Women's and girls' shorts, including tennis skirts, mfg. | | 315239-4 | 06/93 | 104.8 | — | 104.8 | 0.0 | — |
| Women's and girls' slacks, jeans, & jean-cut casual slacks (exc. sweatpants), mfg. | | 315239-6 | 06/83 | 89.5 | 89.5 | 89.5 | 0.0 | 0.0 |
| Women's and girls' sweatpants, bodysuits, warm-up suits, rompers, & beachwear (exc swimwear). | | 315239-8 | 06/07 | 103.4 | 103.4 | — | — | — |
| Secondary products and miscellaneous receipts. | | 315239-SM | | | | | | |
| Secondary products. | | 315239-S | 06/83 | 103.5 | 103.3 | 103.3 | -0.2 | 0.0 |
| Other cut and sew apparel manufacturing. | 31529 | | 12/03 | 117.0 | 116.2 | 116.4 | 0.6 | 0.2 |
| Infants' cut and sew apparel manufacturing. | 315291 | | 12/03 | — | 106.3 | 106.3 | -0.1 | 0.0 |
| Primary products. | | 315291-P | 12/03 | — | 105.6 | 105.6 | -0.2 | 0.0 |
| Infants' apparel, made from purchased fabrics. | | 315291-0 | 12/03 | — | 105.6 | 105.6 | -0.2 | 0.0 |
| Secondary products and miscellaneous receipts. | | 315291-SM | | | | | | |
| Secondary products. | | 315291-S | 12/03 | — | — | 107.2 | — | — |
| Fur and leather apparel manufacturing. | 315292 | | 12/03 | 140.6 | 142.0 | 141.6 | 3.2 | -0.3 |
| Primary products. | | 315292-P | 12/03 | 141.3 | 142.8 | 142.3 | 3.2 | -0.4 |
| Fur coats, capes, jackets, neck pieces, linings, & other fur garments, accessories, & trimming. | | 315292-1 | 12/83 | 222.2 | 228.3 | 225.4 | 2.6 | -1.3 |
| Leather and sheep-lined clothing. | | 315292-5 | 12/85 | 166.9 | 167.8 | 167.7 | 3.3 | -0.1 |
| Secondary products and miscellaneous receipts. | | 315292-SM | | | | | | |
| Miscellaneous receipts. | | 315292-M | 12/03 | 136.0 | 136.6 | 136.7 | 5.5 | 0.1 |
| All other cut and sew apparel manufacturing. | 315299 | | 12/03 | 117.9 | 116.4 | 116.7 | 0.2 | 0.3 |
| Primary products. | | 315299-P | 12/03 | 122.7 | 120.9 | 121.3 | 0.0 | 0.3 |
| Men's and boys' team sport uniforms. | | 315299-2 | 12/06 | 108.1 | 110.0 | 109.9 | 4.6 | -0.1 |
| Women's and girls' team sport uniforms. | | 315299-3 | 12/06 | 77.0 | — | — | — | — |
| Vestments and costumes. | | 315299-5 | 12/03 | 116.7 | 113.0 | 113.0 | -2.7 | 0.0 |
| Apparel 50% or greater plastic or rubber, including raincoats and rubber pants (excl wet suits). | | 315299-7 | 12/06 | 119.1 | 118.9 | 118.9 | 0.8 | 0.0 |
| Secondary products and miscellaneous receipts. | | 315299-SM | | | | | | |
| Miscellaneous receipts. | | 315299-M | 12/03 | 111.3 | 111.4 | 111.4 | 1.3 | 0.0 |
| Accessories and other apparel manufacturing. | 3159 | | 12/03 | 107.0 | 106.5 | 105.4 | -1.4 | -1.0 |
| Accessories and other apparel manufacturing. | 31599 | | 12/03 | 107.0 | 106.5 | 105.4 | -1.4 | -1.0 |
| Hat, cap, and millinery manufacturing. | 315991 | | 12/90 | 149.2 | 150.1 | 150.6 | 2.8 | 0.3 |
| Primary products. | | 315991-P | 12/90 | 148.2 | 149.4 | 150.1 | 3.7 | 0.5 |
| Men's and boys' fabric, straw, and felt hats. | | 315991-4 | 12/90 | 162.4 | 164.9 | 166.6 | 8.4 | 1.0 |
| Women's, girls', and infants' fabric, straw, and felt hats. | | 315991-5 | 12/90 | 126.2 | 126.2 | 126.2 | 4.1 | 0.0 |
| Hat bodies and fabric caps. | | 315991-6 | 12/90 | — | 143.3 | 143.4 | 0.6 | 0.1 |
| Secondary products and miscellaneous receipts. | | 315991-SM | | | | | | |
| Miscellaneous receipts. | | 315991-M | 12/90 | — | 123.3 | — | — | — |
| Secondary products. | | 315991-S | 12/90 | — | 146.4 | 146.4 | — | 0.0 |
| Glove and mitten manufacturing. | 315992 | | 12/03 | 112.2 | 112.6 | 113.4 | 1.3 | 0.7 |
| Primary products. | | 315992-P | 12/03 | 112.6 | 113.3 | 113.5 | 1.0 | 0.2 |
| Gloves and mittens made from woven or purchased knit fabric. | | 315992-1 | 12/03 | 107.9 | 107.8 | 107.8 | 0.2 | 0.0 |
| Gloves and mittens, leather-and-fabric combinations, made from purchased leather and fabrics. | | 315992-3 | 06/85 | 146.7 | 147.9 | 150.5 | 3.2 | 1.8 |
| Gloves and mittens, all leather, made from purchased leather. | | 315992-5 | 06/85 | 171.2 | 173.4 | 173.4 | 1.3 | 0.0 |
| Secondary products and miscellaneous receipts. | | 315992-SM | | | | | | |
| Miscellaneous receipts. | | 315992-M | 12/03 | 110.3 | 110.3 | 111.7 | 1.6 | 1.3 |
| Men's and boys' neckwear manufacturing. | 315993 | | 12/83 | 148.4 | 148.5 | 148.5 | -0.7 | 0.0 |
| Primary products. | | 315993-P | 12/83 | 152.3 | 152.3 | 152.4 | -0.7 | 0.1 |
| Men's and boys' neckwear. | | 315993-0 | 12/83 | 152.3 | 152.3 | 152.4 | -0.7 | 0.1 |
| Secondary products and miscellaneous receipts. | | 315993-SM | | | | | | |
| Miscellaneous receipts. | | 315993-M | 12/83 | 128.5 | 128.5 | 128.5 | 0.0 | 0.0 |

See footnotes at end of table.

Table 5. Producer price indexes for the net output of selected industries and their products, not seasonally adjusted — Continued

| Industry and product ¹ | Industry code | Product code | Index base | Index | | | Percent change to Apr. 2010 from: | |
|--|---------------|--------------|------------|------------------------|------------------------|------------------------|-----------------------------------|-----------|
| | | | | Dec. 2009 ² | Mar. 2010 ² | Apr. 2010 ² | Apr. 2009 | Mar. 2010 |
| All other accessory and apparel manufacturing..... | 315999 | | 12/03 | 101.6 | 100.4 | 97.8 | -4.4 | -2.6 |
| Primary products..... | | 315999-P | 12/03 | 100.7 | 101.1 | 100.5 | -0.5 | -0.6 |
| All other fabricated apparel accessories (incl. mostly plastic/rubber) and findings/trimmings..... | | 315999-F | 06/09 | 99.4 | 100.3 | 100.1 | - | -0.2 |
| Leather belts..... | | 315999-5 | 06/85 | 144.3 | 144.3 | 143.0 | -1.1 | -0.9 |
| Belts, other than leather..... | | 315999-7 | 12/02 | 100.0 | 100.0 | 100.0 | 0.0 | 0.0 |
| Secondary products and miscellaneous receipts..... | | 315999-SM | | | | | | |
| Miscellaneous receipts..... | | 315999-M | 12/03 | 102.5 | 95.1 | 83.8 | -19.4 | -11.9 |
| Leather and allied product manufacturing..... | 316 | | 12/84 | 152.8 | 154.1 | 155.1 | 0.8 | 0.6 |
| Leather and hide tanning and finishing..... | 3161 | | 06/81 | 205.9 | 210.1 | 214.4 | 0.7 | 2.0 |
| Leather and hide tanning and finishing..... | 31611 | | 06/81 | 205.9 | 210.1 | 214.4 | 0.7 | 2.0 |
| Leather and hide tanning and finishing..... | 316110 | | 06/81 | 205.8 | 209.9 | 214.3 | 0.8 | 2.1 |
| Primary products..... | | 316110-P | 06/81 | 201.9 | 206.4 | 211.1 | 0.8 | 2.3 |
| Finished and unfinished leather..... | | 316110-1 | 12/97 | 115.3 | 118.0 | 120.9 | 0.8 | 2.5 |
| Contract & commission receipts for tanning or finishing leather owned by others..... | | 316110-4 | 06/81 | 153.6 | 153.6 | 153.6 | 0.1 | 0.0 |
| Furs, dressed and dyed or bleached..... | | 316110-7 | 12/05 | 109.0 | 109.0 | 117.4 | 7.7 | 7.7 |
| Secondary products and miscellaneous receipts..... | | 316110-SM | | | | | | |
| Footwear manufacturing..... | 3162 | | 12/03 | 108.0 | 108.0 | 108.2 | 0.5 | 0.2 |
| Footwear manufacturing..... | 31621 | | 12/03 | 108.0 | 108.0 | 108.2 | 0.5 | 0.2 |
| Rubber and plastics footwear manufacturing..... | 316211 | | 12/80 | 139.0 | 137.3 | 137.3 | -1.5 | 0.0 |
| Primary products..... | | 316211-P | 12/80 | 143.1 | 141.0 | 141.0 | -1.7 | 0.0 |
| Protective footwear..... | | 316211-1 | 12/80 | 195.7 | 193.9 | 193.9 | -0.9 | 0.0 |
| Secondary products and miscellaneous receipts..... | | 316211-SM | | | | | | |
| House slipper manufacturing..... | 316212 | | 06/85 | 142.1 | 140.9 | 140.9 | 0.3 | 0.0 |
| Secondary products and miscellaneous receipts..... | | 316212-SM | | | | | | |
| Men's nonathletic footwear manufacturing..... | 316213 | | 12/80 | 182.7 | 184.1 | 184.5 | 1.4 | 0.2 |
| Primary products..... | | 316213-P | 12/80 | 191.7 | 193.7 | 194.3 | 1.9 | 0.3 |
| Men's footwear, except athletic..... | | 316213-0 | 12/93 | 124.5 | 125.8 | 126.3 | 1.9 | 0.4 |
| Secondary products and miscellaneous receipts..... | | 316213-SM | | | | | | |
| Miscellaneous receipts..... | | 316213-M | 12/80 | - | 100.0 | 100.0 | - | 0.0 |
| Secondary products..... | | 316213-S | 12/80 | - | 146.7 | 146.8 | -0.8 | 0.1 |
| Women's nonathletic footwear manufacturing..... | 316214 | | 12/80 | 140.4 | 140.4 | 140.5 | 0.3 | 0.1 |
| Primary products..... | | 316214-P | 12/80 | 138.2 | 138.2 | 138.2 | 0.2 | 0.0 |
| Women's footwear, except athletic..... | | 316214-0 | 12/93 | 109.9 | 109.9 | 109.9 | 0.2 | 0.0 |
| Secondary products and miscellaneous receipts..... | | 316214-SM | | | | | | |
| Secondary products..... | | 316214-S | 12/80 | 201.7 | 201.4 | 201.7 | 1.3 | 0.1 |
| Other footwear manufacturing..... | 316219 | | 12/79 | 171.4 | 168.7 | 168.9 | -0.7 | 0.1 |
| Primary products..... | | 316219-P | 12/79 | 170.0 | 167.2 | 167.4 | -0.8 | 0.1 |
| Other footwear, except rubber..... | | 316219-0 | 12/06 | 109.8 | 107.9 | 108.1 | -0.7 | 0.2 |
| All other footwear, n.e.c..... | | 316219-04 | 12/02 | 105.5 | - | - | - | - |
| Secondary products and miscellaneous receipts..... | | 316219-SM | | | | | | |
| Other leather product manufacturing..... | 3169 | | 12/03 | 110.6 | 111.1 | 110.6 | 0.8 | -0.5 |
| Other leather product manufacturing..... | 31699 | | 12/03 | 110.6 | 111.1 | 110.6 | 0.8 | -0.5 |
| Luggage manufacturing..... | 316991 | | 12/84 | 133.7 | 132.7 | 131.9 | -1.0 | -0.6 |
| Primary products..... | | 316991-P | 12/84 | 133.0 | 131.6 | 130.3 | -1.5 | -1.0 |
| Luggage..... | | 316991-0 | 06/06 | 109.8 | 108.7 | 107.6 | -1.5 | -1.0 |
| Secondary products and miscellaneous receipts..... | | 316991-SM | | | | | | |
| Miscellaneous receipts..... | | 316991-M | 12/84 | 148.2 | - | - | - | - |
| Secondary products..... | | 316991-S | 12/84 | 155.1 | 155.2 | 156.9 | 1.2 | 1.1 |
| Women's handbag and purse manufacturing..... | 316992 | | 06/82 | 154.4 | 154.4 | 154.6 | -1.0 | 0.1 |
| Primary products..... | | 316992-P | 06/82 | 149.2 | 149.2 | 149.2 | -1.5 | 0.0 |
| Women's and children's handbags and purses..... | | 316992-0 | 06/06 | 109.1 | 109.1 | 109.1 | -1.4 | 0.0 |
| Secondary products & miscellaneous receipts..... | | 316992-SM | | | | | | |
| Secondary products..... | | 316992-S | 06/82 | 183.2 | 183.4 | 184.6 | 0.8 | 0.7 |
| Other personal leather good manufacturing..... | 316993 | | 06/82 | 164.3 | 164.4 | 164.3 | -1.2 | -0.1 |
| Primary products..... | | 316993-P | 06/82 | 161.1 | 161.2 | 161.1 | -1.8 | -0.1 |
| All other personal leather goods..... | | 316993-0 | 06/06 | 107.1 | 107.1 | 107.1 | -1.7 | 0.0 |
| Travel kits, jewelry boxes/cases, compacts, vanity cases, & other personal goods..... | | 316993-02 | 12/98 | 117.7 | 117.7 | 117.7 | -2.8 | 0.0 |
| Secondary products & miscellaneous receipts..... | | 316993-SM | | | | | | |
| Miscellaneous receipts..... | | 316993-M | 07/94 | 130.4 | 130.4 | 130.4 | -0.5 | 0.0 |
| All other leather good manufacturing..... | 316999 | | 12/03 | 109.9 | 112.0 | 111.1 | 3.8 | -0.8 |
| Primary products..... | | 316999-P | 12/03 | 110.7 | 112.3 | 111.4 | 3.8 | -0.8 |
| Boot and shoe cut stock and findings..... | | 316999-1 | 12/06 | 109.9 | 109.9 | 109.9 | 0.0 | 0.0 |

See footnotes at end of table.

Table 5. Producer price indexes for the net output of selected industries and their products, not seasonally adjusted — Continued

| Industry and product ¹ | Industry code | Product code | Index base | Index | | | Percent change to Apr. 2010 from: | |
|--|---------------|--------------|------------|------------------------|------------------------|------------------------|-----------------------------------|-----------|
| | | | | Dec. 2009 ² | Mar. 2010 ² | Apr. 2010 ² | Apr. 2009 | Mar. 2010 |
| All other leather good manufacturing - Continued | | | | | | | | |
| All other miscellaneous leather goods..... | | 316999-4 | 12/03 | 110.3 | 112.1 | 111.1 | 4.2 | -0.9 |
| Secondary products and miscellaneous receipts..... | | 316999-SM | | | | | | |
| Miscellaneous receipts..... | | 316999-M | 12/03 | 100.7 | 106.5 | 105.3 | 4.7 | -1.1 |
| Secondary products..... | | 316999-S | 06/85 | 168.8 | 170.1 | 170.1 | 1.3 | 0.0 |
| Wood product manufacturing..... | 321 | | 12/03 | 103.5 | 107.0 | 109.7 | 6.7 | 2.5 |
| Sawmills and wood preservation..... | 3211 | | 12/03 | 92.0 | 99.9 | 103.3 | 19.8 | 3.4 |
| Sawmills and wood preservation..... | 32111 | | 12/03 | 92.0 | 99.9 | 103.3 | 19.8 | 3.4 |
| Sawmills..... | 321113 | | 12/80 | 130.7 | 142.3 | 147.0 | 22.2 | 3.3 |
| Primary products..... | | 321113-P | 12/03 | 85.8 | 94.5 | 98.0 | 26.5 | 3.7 |
| Hardwood lumber, made in sawmills..... | | 321113-1 | 12/03 | 87.9 | 93.7 | 95.9 | 19.0 | 2.3 |
| Softwood lumber, made in sawmills..... | | 321113-3 | 12/03 | 78.7 | 89.9 | 94.4 | 36.6 | 5.0 |
| Wood chips, except field chips..... | | 321113-5 | 12/80 | 96.5 | 95.8 | 96.1 | 3.4 | 0.3 |
| Wood ties, siding, shingles, and shakes and contract sawing of logs owned by others..... | | 321113-7 | 12/03 | 106.6 | 109.4 | 108.8 | -3.9 | -0.5 |
| Secondary products and miscellaneous receipts..... | | 321113-SM | | | | | | |
| Miscellaneous receipts..... | | 321113-M | 12/03 | 140.9 | 141.5 | 141.5 | 1.4 | 0.0 |
| Wood preservation..... | 321114 | | 06/85 | 162.4 | 174.7 | 181.7 | 11.7 | 4.0 |
| Primary products..... | | 321114-P | 06/85 | 162.9 | 176.6 | 184.2 | 12.9 | 4.3 |
| Wood poles, piles, and posts owned and treated by the same establishment..... | | 321114-1 | 06/85 | 221.1 | 223.0 | 225.3 | 0.6 | 1.0 |
| Other wood products owned and treated by the same establishment..... | | 321114-5 | 06/85 | 142.3 | 159.4 | 168.6 | 18.9 | 5.8 |
| Contract wood preservation..... | | 321114-9 | 06/85 | 189.7 | 192.2 | 192.5 | 1.0 | 0.2 |
| Secondary products and miscellaneous receipts..... | | 321114-SM | | | | | | |
| Secondary products..... | | 321114-S | 06/85 | 159.2 | 159.4 | 160.4 | 0.4 | 0.6 |
| Plywood and engineered wood product mfg..... | 3212 | | 12/03 | 90.5 | 94.6 | 99.8 | 10.6 | 5.5 |
| Plywood and engineered wood product mfg..... | 32121 | | 12/03 | 90.5 | 94.6 | 99.8 | 10.6 | 5.5 |
| Hardwood veneer and plywood mfg..... | 321211 | | 06/85 | 151.2 | 151.6 | 152.3 | 0.3 | 0.5 |
| Primary products..... | | 321211-P | 06/85 | 154.4 | 154.7 | 155.6 | 0.5 | 0.6 |
| Hardwood veneer, incl. veneer backed w/ paper, cloth, or other flexible material..... | | 321211-1 | 12/03 | 102.3 | 102.7 | 103.5 | 2.6 | 0.8 |
| Hardwood plywood, except prefinished hardwood plywood MFPM..... | | 321211-3 | 06/85 | 160.2 | 160.2 | 161.5 | -1.3 | 0.8 |
| Hardwood plywood type products..... | | 321211-7 | 06/85 | 164.7 | - | - | - | - |
| Secondary products and miscellaneous receipts..... | | 321211-SM | | | | | | |
| Secondary products..... | | 321211-S | 06/91 | 115.2 | - | - | - | - |
| Softwood veneer and plywood manufacturing..... | 321212 | | 12/80 | 137.3 | 147.8 | 168.2 | 27.1 | 13.8 |
| Primary products..... | | 321212-P | 12/80 | 141.8 | 153.6 | 176.9 | 29.7 | 15.2 |
| Softwood veneer, incl. veneer backed w/ paper, cloth, or other flexible material..... | | 321212-1 | 12/80 | 120.7 | 136.5 | 144.0 | 19.5 | 5.5 |
| Softwood plywood, rough, including touch sanded, interior and exterior..... | | 321212-3 | 12/80 | 119.1 | 132.2 | 161.4 | 51.3 | 22.1 |
| Interior softwood plywood, rough, including touch sanded, C-D exterior glue..... | | 321212-31 | 12/05 | 92.7 | 104.3 | 128.2 | 56.9 | 22.9 |
| Interior softwood plywood, rough, incl touch sanded, underlayment exterior glue..... | | 321212-32 | 12/05 | 75.0 | 81.0 | 97.1 | 43.9 | 19.9 |
| Exterior softwood plywood, rough, including touch sanded..... | | 321212-35 | 12/05 | 75.7 | 79.4 | 91.8 | 26.6 | 15.6 |
| Softwood plywood, sanded, interior and exterior..... | | 321212-5 | 12/80 | 164.8 | 167.2 | 187.7 | 7.9 | 12.3 |
| Softwood plywood specialties..... | | 321212-8 | 12/05 | 96.1 | 98.6 | 108.1 | 12.7 | 9.6 |
| Secondary products and miscellaneous receipts..... | | 321212-SM | | | | | | |
| Secondary products..... | | 321212-S | 12/80 | 92.9 | 96.6 | 102.4 | 14.9 | 6.0 |
| Engineered wood member manufacturing..... | 321213 | | 12/03 | 100.2 | 103.3 | 103.8 | 2.6 | 0.5 |
| Primary Products..... | | 321213-P | 12/03 | 100.3 | 103.7 | 104.0 | 2.7 | 0.3 |
| Engineered wood members (except trusses)..... | | 321213-0 | 12/06 | 84.6 | 87.5 | 87.8 | 2.8 | 0.3 |
| Other engineered structural wood members, except trusses & laminated veneer lumber..... | | 321213-02 | 12/03 | 100.6 | 102.6 | 103.1 | 1.2 | 0.5 |
| Secondary products and miscellaneous receipts..... | | 321213-SM | | | | | | |
| Truss manufacturing..... | 321214 | | 12/03 | 103.9 | 109.7 | 110.3 | 3.7 | 0.5 |
| Primary products..... | | 321214-P | 12/03 | 102.6 | 108.0 | 107.9 | 4.5 | -0.1 |
| Wood trusses..... | | 321214-0 | 12/03 | 102.6 | 108.0 | 107.9 | 4.5 | -0.1 |
| Secondary products and miscellaneous receipts..... | | 321214-SM | | | | | | |
| Miscellaneous receipts..... | | 321214-M | 12/03 | 122.8 | 132.4 | 140.0 | -4.9 | 5.7 |
| Secondary products..... | | 321214-S | 12/03 | 94.7 | 102.2 | 103.4 | 5.7 | 1.2 |
| Reconstituted wood product manufacturing..... | 321219 | | 06/91 | 141.0 | 147.0 | 157.2 | 12.2 | 6.9 |
| Primary products..... | | 321219-P | 06/91 | 139.2 | 145.7 | 156.5 | 12.5 | 7.4 |
| Particleboard made from particleboard produced at the same location..... | | 321219-1 | 12/82 | 181.8 | 181.4 | 182.8 | -5.9 | 0.8 |

See footnotes at end of table.

Table 5. Producer price indexes for the net output of selected industries and their products, not seasonally adjusted — Continued

| Industry and product ¹ | Industry code | Product code | Index base | Index | | | Percent change to Apr. 2010 from: | |
|---|---------------|--------------|------------|------------------------|------------------------|------------------------|-----------------------------------|-----------|
| | | | | Dec. 2009 ² | Mar. 2010 ² | Apr. 2010 ² | Apr. 2009 | Mar. 2010 |
| Reconstituted wood product manufacturing - Continued | | | | | | | | |
| Particleboard, industrial, incl commercial and shelving, made from particlebd prod at same loca. | | 321219-11 | 06/09 | 94.1 | 93.8 | 94.8 | - | 1.1 |
| Particleboard, non-industrial, made from particleboard produced at the same location. | | 321219-12 | 06/09 | 98.0 | 98.3 | 97.6 | - | -0.7 |
| Waferboard and oriented strandboard. | | 321219-2 | 12/82 | 129.0 | 147.9 | 176.9 | 46.1 | 19.6 |
| Medium density fiberboard (MDF) made from MDF produced at the same location. | | 321219-3 | 06/84 | 146.1 | 148.9 | 154.8 | 3.0 | 4.0 |
| Other reconstituted wood products. | | 321219-9 | 06/09 | 101.0 | 100.8 | 100.8 | - | 0.0 |
| Secondary products and miscellaneous receipts. | | 321219-SM | | | | | | |
| Other wood product manufacturing. | 3219 | | 12/03 | 112.7 | 114.0 | 115.1 | 1.2 | 1.0 |
| Millwork. | 32191 | | 12/03 | 106.3 | 107.7 | 108.9 | 2.5 | 1.1 |
| Wood window and door manufacturing. | 321911 | | 12/03 | 109.4 | 110.3 | 110.3 | 1.0 | 0.0 |
| Primary products. | | 321911-P | 12/03 | 108.6 | 109.6 | 109.6 | 1.0 | 0.0 |
| Wood window units. | | 321911-1 | 06/83 | 190.9 | 197.2 | 196.9 | 3.4 | -0.2 |
| Wood sash, excluding sash shipped in window units. | | 321911-3 | 06/83 | 213.8 | 217.1 | 217.2 | 5.7 | 0.0 |
| Wood window and door frames. | | 321911-5 | 06/83 | 137.7 | 144.8 | 147.9 | 11.9 | 2.1 |
| Wood panel, flush, and molded face doors, interior and exterior. | | 321911-7 | 06/83 | 174.4 | 173.6 | 173.4 | -1.1 | -0.1 |
| Other wood doors, incl. garage, patio, bifold, cabinet, screen, storm and louver. | | 321911-9 | 06/83 | 194.1 | 190.6 | 190.6 | -1.9 | 0.0 |
| Secondary products and miscellaneous receipts. | | 321911-SM | | | | | | |
| Miscellaneous receipts. | | 321911-M | 12/03 | 101.3 | 101.4 | 101.4 | 0.1 | 0.0 |
| Secondary products. | | 321911-S | 12/03 | 125.0 | 125.0 | 126.2 | 2.6 | 1.0 |
| Cut stock, resawing lumber, and planing. | 321912 | | 12/03 | 98.4 | 101.3 | 102.5 | 5.5 | 1.2 |
| Primary products. | | 321912-P | 12/03 | 99.6 | 102.6 | 103.9 | 5.7 | 1.3 |
| Hardwood lumber, made from purchased lumber. | | 321912-1 | 12/03 | 85.3 | 88.8 | 91.8 | 12.2 | 3.4 |
| Softwood lumber, made from purchased lumber. | | 321912-3 | 12/03 | 106.5 | 109.5 | 112.2 | 6.5 | 2.5 |
| Hardwood cut stock and dimension. | | 321912-6 | 06/84 | 162.7 | 167.8 | 162.4 | 0.1 | -3.2 |
| Softwood cut stock and dimension. | | 321912-8 | 12/80 | 168.5 | 171.9 | 173.8 | 4.5 | 1.1 |
| Sawn wood fence stock, wood lath, and contract resawing and planing. | | 321912-9 | 12/03 | 109.3 | 113.1 | 113.1 | -3.3 | 0.0 |
| Secondary products and miscellaneous receipts. | | 321912-SM | | | | | | |
| Miscellaneous receipts. | | 321912-M | 12/03 | 81.2 | - | 87.6 | 11.3 | - |
| Secondary products. | | 321912-S | 12/03 | 98.8 | 99.5 | 99.6 | 0.6 | 0.1 |
| Other millwork, including flooring. | 321918 | | 12/03 | 107.1 | 108.0 | 111.2 | 3.0 | 3.0 |
| Primary products. | | 321918-P | 12/03 | 105.9 | 107.0 | 110.7 | 3.7 | 3.5 |
| Wood moldings, except prefinished moldings made from purchased moldings. | | 321918-1 | 06/83 | 185.9 | 187.8 | 196.4 | 4.1 | 4.6 |
| Prefinished wood moldings made from purchased moldings. | | 321918-3 | 10/95 | 109.9 | 113.2 | 116.2 | 3.2 | 2.7 |
| Other wood millwork products, including stairwork, exterior millwork, and softwood flooring. | | 321918-5 | 12/03 | 105.6 | 105.7 | 105.6 | -2.3 | -0.1 |
| Hardwood flooring. | | 321918-7 | 06/84 | 151.7 | 153.9 | 161.3 | 8.2 | 4.8 |
| Oak flooring. | | 321918-71 | 06/84 | 134.6 | 137.8 | 147.4 | 13.2 | 7.0 |
| Hardwood flooring, other than oak. | | 321918-72 | 12/03 | 108.3 | 108.5 | 110.1 | 1.2 | 1.5 |
| Secondary products and miscellaneous receipts. | | 321918-SM | | | | | | |
| Miscellaneous receipts. | | 321918-M | 12/03 | 97.4 | 97.4 | 97.4 | -2.1 | 0.0 |
| Secondary products. | | 321918-S | 12/03 | 123.2 | 123.4 | 123.4 | -1.6 | 0.0 |
| Wood container and pallet manufacturing. | 32192 | | 12/03 | 109.3 | 110.7 | 112.5 | 1.1 | 1.6 |
| Wood container and pallet manufacturing. | 321920 | | 12/03 | 109.3 | 110.7 | 112.5 | 1.1 | 1.6 |
| Primary products. | | 321920-P | 12/03 | 108.9 | 110.5 | 112.4 | 1.4 | 1.7 |
| Nailed and lock-corner wood boxes. | | 321920-1 | 06/85 | 159.7 | 159.7 | 159.7 | 0.0 | 0.0 |
| Wood box and crate shook. | | 321920-3 | 06/85 | - | 145.3 | 145.3 | -2.3 | 0.0 |
| Wood pallets and pallet containers, wood and metal combination. | | 321920-5 | 12/03 | 107.7 | 109.4 | 111.8 | 1.4 | 2.2 |
| Pallets, wood, except skids. | | 321920-51 | 12/09 | 100.0 | 101.7 | 104.2 | - | 2.5 |
| Wood skids, wood and metal combination pallets and pallet containers. | | 321920-52 | 12/09 | 100.0 | 100.5 | 101.0 | - | 0.5 |
| Other wood container parts and wood containers. | | 321920-7 | 12/03 | 111.7 | 114.1 | 114.8 | 2.7 | 0.6 |
| Secondary products and miscellaneous receipts. | | 321920-SM | | | | | | |
| Miscellaneous receipts. | | 321920-M | 12/03 | 117.3 | 116.6 | 116.7 | -0.5 | 0.1 |
| Secondary products. | | 321920-S | 12/03 | - | 109.1 | 109.0 | -3.0 | -0.1 |
| All other wood product manufacturing. | 32199 | | 12/03 | 120.3 | 121.4 | 122.2 | -0.3 | 0.7 |
| Manufactured home, mobile home, manufacturing. | 321991 | | 06/81 | 227.2 | 228.7 | 229.8 | 1.6 | 0.5 |
| Primary products. | | 321991-P | 06/81 | 227.2 | 228.7 | 229.9 | 1.7 | 0.5 |
| Manufactured homes (mobile homes). | | 321991-1 | 06/81 | 227.2 | 228.8 | 230.0 | 1.7 | 0.5 |
| Manufactured homes (mobile homes), 14 feet or more in width. | | 321991-12 | 12/03 | 126.0 | 122.3 | 129.2 | 5.3 | 5.6 |
| Manufactured homes (mobile homes), multisection. | | 321991-13 | 07/04 | 118.5 | 119.9 | 119.7 | 1.2 | -0.2 |

See footnotes at end of table.

Table 5. Producer price indexes for the net output of selected industries and their products, not seasonally adjusted — Continued

| Industry and product ¹ | Industry code | Product code | Index base | Index | | | Percent change to Apr. 2010 from: | |
|---|---------------|--------------|------------|------------------------|------------------------|------------------------|-----------------------------------|-----------|
| | | | | Dec. 2009 ² | Mar. 2010 ² | Apr. 2010 ² | Apr. 2009 | Mar. 2010 |
| Manufactured home, mobile home, manufacturing - Continued | | | | | | | | |
| Secondary products and miscellaneous receipts..... | | 321991-SM | | | | | | |
| Prefabricated wood building manufacturing..... | 321992 | | 12/84 | 225.7 | 228.0 | 227.8 | -1.5 | -0.1 |
| Primary products..... | | 321992-P | 12/84 | 221.9 | 224.4 | 224.1 | -1.7 | -0.1 |
| Components for prefabricated stationary wood buildings (not sold as complete units)..... | | 321992-1 | 12/89 | 159.6 | 162.6 | 162.6 | -10.9 | 0.0 |
| Precut packages for prefabricated stationary wood buildings (complete units)..... | | 321992-2 | 12/84 | 235.6 | 239.4 | 238.8 | -5.3 | -0.3 |
| Prefabricated stationary wood buildings shipped in panel form (complete units)..... | | 321992-5 | 12/84 | 226.1 | 230.9 | 231.4 | 2.5 | 0.2 |
| Prefabricated stationary wood buildings shipped in three-dimensional assemblies..... | | 321992-7 | 12/84 | 210.5 | 210.9 | 210.2 | 0.0 | -0.3 |
| Prefabricated stationary residential wood buildings, inc. homes, townhouses and apts..... | | 321992-71 | 12/84 | 203.9 | 204.3 | 203.6 | -0.1 | -0.3 |
| Prefabricated stationary nonresidential wood buildings, inc. motels and hotels..... | | 321992-72 | 12/84 | 241.3 | 241.3 | 241.3 | 0.5 | 0.0 |
| Secondary products and miscellaneous receipts..... | | 321992-SM | | | | | | |
| Miscellaneous receipts..... | | 321992-M | 06/98 | 151.2 | 151.2 | - | - | - |
| Secondary products..... | | 321992-S | 08/92 | 194.4 | - | 196.1 | 0.9 | - |
| Miscellaneous wood product manufacturing..... | 321999 | | 12/03 | 112.0 | 113.7 | 115.4 | -2.5 | 1.5 |
| Primary products..... | | 321999-P | 06/84 | 168.0 | 171.3 | 174.4 | -2.7 | 1.8 |
| All other miscellaneous wood product manufacturing..... | | 321999-0 | 06/02 | 109.8 | 111.9 | 113.9 | -2.7 | 1.8 |
| Secondary products and miscellaneous receipts..... | | 321999-SM | | | | | | |
| Miscellaneous receipts..... | | 321999-M | 06/84 | 235.3 | 233.0 | 232.9 | -4.4 | 0.0 |
| Secondary products..... | | 321999-S | 06/84 | 184.9 | 186.8 | 189.9 | 3.1 | 1.7 |
| Paper manufacturing..... | 322 | | 12/03 | 122.0 | 124.3 | 124.9 | 0.3 | 0.5 |
| Pulp, paper & paperboard mills..... | 3221 | | 12/03 | 124.6 | 128.1 | 128.4 | 0.2 | 0.2 |
| Pulp mills..... | 32211 | | 12/82 | 165.2 | 174.3 | 177.8 | 7.7 | 2.0 |
| Pulp Mills..... | 322110 | | 12/82 | 165.2 | 174.2 | 177.7 | 7.6 | 2.0 |
| Primary products..... | | 322110-P | 12/82 | 175.2 | 184.8 | 188.5 | 7.7 | 2.0 |
| Paper mills..... | 32212 | | 06/81 | 182.3 | 183.9 | 183.6 | -1.4 | -0.2 |
| Paper, except newsprint, mills..... | 322121 | | 12/03 | 125.7 | 126.4 | 126.3 | -0.6 | -0.1 |
| Primary products..... | | 322121-P | 12/03 | 127.6 | 128.3 | 128.1 | -1.1 | -0.2 |
| Special industrial paper, exc. specialty pkg, incl. absorbent, battery separator, elect. paper..... | | 322121-C | 06/07 | 106.9 | 117.1 | 108.5 | 2.3 | -7.3 |
| Sanitary tissue paper products, made in paper mills..... | | 322121-N | 06/83 | 202.0 | 201.9 | 202.0 | -0.5 | 0.0 |
| Facial tissues and handkerchiefs, incl sputum wipers, made in paper mills..... | | 322121-N1 | 06/90 | 116.9 | 117.0 | 117.0 | 0.2 | 0.0 |
| Paper table napkins, industrial & retail pkgs, bulk and dispenser types, made in paper mills..... | | 322121-N2 | 06/83 | 217.5 | 217.5 | 217.5 | 0.0 | 0.0 |
| Toilet tissue, retail pkgs, rolls and ovals, facial tissue type, two-ply or more..... | | 322121-N3 | 06/83 | 216.7 | 216.8 | 216.8 | -1.3 | 0.0 |
| Paper towels, industrial pkgs (rolled, folded, and interfolded), made in paper mills..... | | 322121-N5 | 12/06 | 115.4 | 115.2 | 115.5 | 0.1 | 0.3 |
| Paper towels, retail packages (rolled, folded, and interfolded), made in paper mills..... | | 322121-N7 | 06/07 | 114.3 | 114.3 | 114.3 | 0.0 | 0.0 |
| Clay-coated printing and converting paper..... | | 322121-1 | 06/81 | 190.5 | 187.7 | 187.1 | -8.6 | -0.3 |
| Clay-coated groundwood printing and converting paper, including prime-coated body stock..... | | 322121-11 | 12/99 | 111.5 | 108.2 | 108.0 | -10.5 | -0.2 |
| Clay-coated freesheet printing and converting paper, including prime-coated body stock..... | | 322121-12 | 12/99 | 129.3 | 128.8 | 128.3 | -7.2 | -0.4 |
| Uncoated freesheet paper (containing not more than 10 percent mechanical fiber)..... | | 322121-3 | 06/81 | 176.2 | 177.5 | 178.5 | -0.8 | 0.6 |
| Bond and writing paper, and form bond in rolls, uncoated freesheet..... | | 322121-31 | 12/99 | 126.2 | 126.7 | 125.5 | -0.1 | -0.9 |
| Other writing paper, uncoated freesheet..... | | 322121-32 | 12/06 | 108.6 | 109.6 | 112.9 | -0.1 | 3.0 |
| Publication and printing paper, uncoated freesheet, all types..... | | 322121-33 | 12/99 | 132.3 | 131.4 | 132.8 | -1.2 | 1.1 |
| Cover and text papers, and all other converting and miscellaneous uncoated freesheet paper..... | | 322121-34 | 12/99 | 125.0 | 127.9 | 127.0 | -2.0 | -0.7 |
| Bleached bristols (weight more than 150 g per sq meter), excluding cotton fiber index and bogu..... | | 322121-5 | 06/81 | 217.0 | 218.0 | 222.0 | 1.5 | 1.8 |
| Secondary products and miscellaneous receipts..... | | 322121-SM | | | | | | |
| Secondary products..... | | 322121-S | 12/03 | 104.1 | 107.6 | 107.4 | 13.2 | -0.2 |
| Newsprint mills..... | 322122 | | 12/03 | 95.0 | 99.0 | 98.5 | -14.0 | -0.5 |
| Primary products..... | | 322122-P | 12/03 | 95.5 | 99.9 | 98.4 | -15.0 | -1.5 |
| Newsprint..... | | 322122-1 | 06/81 | 118.7 | 125.4 | 123.8 | -15.3 | -1.3 |
| Uncoated ground-wood paper (containing more than 10 percent mechanical fiber)..... | | 322122-3 | 06/81 | 116.6 | 114.1 | 111.0 | -12.9 | -2.7 |
| Secondary products and miscellaneous receipts..... | | 322122-SM1 | | | | | | |
| Paperboard mills..... | 32213 | | 12/82 | 222.7 | 238.3 | 240.2 | 2.8 | 0.8 |

See footnotes at end of table.

Table 5. Producer price indexes for the net output of selected industries and their products, not seasonally adjusted — Continued

| Industry and product ¹ | Industry code | Product code | Index base | Index | | | Percent change to Apr. 2010 from: | |
|---|---------------|--------------|------------|------------------------|------------------------|------------------------|-----------------------------------|-----------|
| | | | | Dec. 2009 ² | Mar. 2010 ² | Apr. 2010 ² | Apr. 2009 | Mar. 2010 |
| Paperboard mills..... | 322130 | | 12/82 | 222.9 | 238.5 | 240.4 | 2.8 | 0.8 |
| Primary products..... | | 322130-P | 12/82 | 211.1 | 227.8 | 229.7 | 3.3 | 0.8 |
| Unbleached kraft packaging & industrial converting paperboard (80 percent or more virgin wood)..... | | 322130-1 | 12/82 | 204.0 | 221.8 | 220.5 | 1.7 | -0.6 |
| Semichemical paperboard, incl. corrugating medium (75% or more virgin woodpulp)..... | | 322130-5 | 12/82 | 221.1 | 242.4 | 242.0 | 2.1 | -0.2 |
| Recycled paperboard..... | | 322130-7 | 12/82 | 239.4 | 258.3 | 264.5 | 6.2 | 2.4 |
| Secondary products & miscellaneous receipts..... | | 322130-SM | | | | | | |
| Converted paper product mfg..... | 3222 | | 12/03 | 120.8 | 122.7 | 123.6 | 0.7 | 0.7 |
| Paper container mfg..... | 32221 | | 12/84 | 191.9 | 197.6 | 199.7 | 1.2 | 1.1 |
| Corrugated and solid fiber box manufacturing..... | 322211 | | 03/80 | 243.8 | 254.3 | 257.7 | 1.7 | 1.3 |
| Primary products..... | | 322211-P | 03/80 | 246.4 | 257.1 | 260.0 | 1.2 | 1.1 |
| Corrugated and solid fiber boxes, including pallets..... | | 322211-0 | 03/80 | 246.4 | 257.1 | 260.0 | 1.2 | 1.1 |
| Corrugated shipping containers for food and beverages and carryout boxes for retail food..... | | 322211-01 | 03/80 | 224.2 | 229.6 | 232.9 | 0.3 | 1.4 |
| Corrugated shipping containers for paper and allied products..... | | 322211-02 | 03/80 | 258.2 | 262.7 | 267.2 | -0.6 | 1.7 |
| Corrugated shipping containers for metal and electrical products..... | | 322211-03 | 06/02 | 133.9 | 138.4 | 146.7 | 9.6 | 6.0 |
| Corrugated shipping containers for all other end uses..... | | 322211-04 | 03/80 | 255.5 | 262.5 | 267.6 | 0.9 | 1.9 |
| Corrugated paperboard in sheets and rolls, lined and unlined..... | | 322211-05 | 03/80 | 191.4 | 206.9 | 208.4 | -7.8 | 0.7 |
| Other corrugated and solid fiber products..... | | 322211-06 | 06/02 | 140.8 | 150.5 | 148.4 | 3.8 | -1.4 |
| Secondary products and miscellaneous receipts..... | | 322211-SM | | | | | | |
| Folding paperboard box manufacturing..... | 322212 | | 12/83 | 154.8 | 153.8 | 153.6 | -0.9 | -0.1 |
| Primary products..... | | 322212-P | 12/83 | 154.1 | 153.3 | 152.9 | -1.1 | -0.3 |
| Folding paperboard boxes, packaging and packaging components..... | | 322212-0 | 12/83 | 154.1 | 153.3 | 152.9 | -1.1 | -0.3 |
| Secondary products and miscellaneous receipts..... | | 322212-SM | | | | | | |
| Miscellaneous receipts..... | | 322212-M | 12/04 | 113.9 | 114.4 | 114.8 | 0.8 | 0.3 |
| Secondary products..... | | 322212-S | 12/83 | 157.7 | 153.3 | 156.5 | 2.0 | 2.1 |
| Setup paperboard box manufacturing..... | 322213 | | 12/83 | 200.5 | 202.0 | 202.0 | 0.0 | 0.0 |
| Primary products..... | | 322213-P | 12/83 | 197.8 | 199.2 | 199.1 | -0.4 | -0.1 |
| Setup (rigid) paperboard boxes..... | | 322213-0 | 12/83 | 197.8 | 199.2 | 199.1 | -0.4 | -0.1 |
| Secondary and miscellaneous products..... | | 322213-SM | | | | | | |
| Secondary products..... | | 322213-S | 12/83 | 250.1 | 251.5 | - | - | - |
| Fiber can, tube, and drum manufacturing..... | 322214 | | 12/85 | 227.7 | 229.4 | 233.5 | 4.3 | 1.8 |
| Primary products..... | | 322214-P | 12/85 | 231.9 | 233.7 | 234.1 | 2.8 | 0.2 |
| Paperboard fiber drums with ends of any material..... | | 322214-1 | 12/85 | - | 265.7 | 265.9 | - | 0.1 |
| Fiber cans, tubes, and similar fiber products..... | | 322214-3 | 12/85 | 225.3 | 227.5 | 228.0 | 2.2 | 0.2 |
| Fiber cans, all fiber and composite..... | | 322214-31 | 12/85 | - | 201.3 | 201.6 | - | 0.1 |
| Fiber cores and tubes..... | | 322214-32 | 12/85 | 243.4 | 246.9 | 247.3 | 0.9 | 0.2 |
| Paperboard cones, reels, spools, bobbins, blocks, and all vulcanized fiber products..... | | 322214-33 | 12/02 | - | 99.7 | 101.4 | 0.9 | 1.7 |
| Secondary products and miscellaneous receipts..... | | 322214-SM | | | | | | |
| Nonfolding sanitary food container mfg..... | 322215 | | 06/85 | 232.1 | 232.3 | 232.3 | -0.8 | 0.0 |
| Primary products..... | | 322215-P | 06/85 | 224.4 | 224.6 | 224.6 | -0.9 | 0.0 |
| Cups and liquid-tight paper and paperboard containers..... | | 322215-3 | 06/85 | 262.3 | 262.7 | 262.7 | -1.5 | 0.0 |
| Secondary products and miscellaneous receipts..... | | 322215-SM | | | | | | |
| Paper bag & coated & treated paper mfg..... | 32222 | | 12/03 | 120.7 | 120.8 | 120.4 | -0.3 | -0.3 |
| Coated and laminated packaging materials mfg..... | 322221 | | 12/03 | 116.7 | 117.2 | 117.9 | -1.3 | 0.6 |
| Primary products..... | | 322221-P | 12/03 | 116.4 | 116.8 | 117.3 | -1.4 | 0.4 |
| Single-web paper, rolls and sheets, including waxed, for flexible packaging uses..... | | 322221-1 | 12/87 | 168.0 | 168.7 | 169.8 | -2.0 | 0.7 |
| Multiweb laminated rolls and sheets, except foil, for flexible packaging uses..... | | 322221-3 | 12/03 | 115.1 | 115.4 | 115.4 | -0.4 | 0.0 |
| Secondary products and miscellaneous receipts..... | | 322221-SM | | | | | | |
| Coated and laminated paper manufacturing..... | 322222 | | 12/03 | 123.0 | 122.7 | 121.5 | -0.2 | -1.0 |
| Primary products..... | | 322222-P | 12/03 | 121.3 | 121.3 | 120.0 | -0.3 | -1.1 |
| All other coated and processed papers..... | | 322222-B | 06/07 | 110.5 | 109.5 | 109.8 | 0.9 | 0.3 |
| Printing paper, coated at establishments other than where paper was produced..... | | 322222-1 | 12/82 | 194.6 | 194.5 | 194.5 | -0.3 | 0.0 |
| Pressure-sensitive products..... | | 322222-5 | 12/82 | 174.6 | 175.4 | 172.2 | -1.0 | -1.8 |
| Pressure-sensitive single-faced tape, film backing, excluding electrical..... | | 322222-52 | 06/07 | 111.8 | 114.0 | 110.1 | -2.0 | -3.4 |
| All other pressure-sensitive tape, excluding surgical and rubber-backed..... | | 322222-53 | 06/07 | 108.8 | 117.4 | 106.4 | 1.3 | -9.4 |
| Pressure-sensitive base stock for labels..... | | 322222-54 | 06/07 | 106.9 | 108.1 | 109.8 | 2.1 | 1.6 |
| Wallcoverings..... | | 322222-6 | 06/85 | 145.9 | 145.9 | 145.9 | 1.0 | 0.0 |
| Secondary products and miscellaneous receipts..... | | 322222-SM | | | | | | |

See footnotes at end of table.

Table 5. Producer price indexes for the net output of selected industries and their products, not seasonally adjusted — Continued

| Industry and product ¹ | Industry code | Product code | Index base | Index | | | Percent change to Apr. 2010 from: | |
|--|---------------|--------------|------------|------------------------|------------------------|------------------------|-----------------------------------|-----------|
| | | | | Dec. 2009 ² | Mar. 2010 ² | Apr. 2010 ² | Apr. 2009 | Mar. 2010 |
| Coated and laminated paper manufacturing - Continued | | | | | | | | |
| Secondary products..... | | 322222-S | 12/03 | 139.7 | 139.8 | 140.0 | 0.2 | 0.1 |
| Plastics, foil, and coated paper bag mfg..... | 322223 | | 12/03 | 123.6 | 127.0 | 130.8 | 5.7 | 3.0 |
| Primary products..... | | 322223-P | 12/03 | 126.2 | 130.4 | 135.4 | 7.2 | 3.8 |
| Secondary products and miscellaneous receipts..... | | 322223-SM | | | | | | |
| Uncoated paper and multiwall bag mfg..... | 322224 | | 12/90 | 135.1 | 136.3 | 136.4 | -2.4 | 0.1 |
| Primary products..... | | 322224-P | 12/90 | 135.3 | 136.6 | 136.7 | -2.4 | 0.1 |
| Uncoated single-web paper grocers' bags and sacks and variety and shopping bags..... | | 322224-1 | 12/83 | 274.9 | 272.9 | 272.9 | -4.8 | 0.0 |
| Shipping sacks and multiwall bags, all materials, except textiles..... | | 322224-3 | 12/83 | 233.0 | 237.6 | 237.9 | -1.0 | 0.1 |
| Secondary products and miscellaneous receipts..... | | 322224-SM | | | | | | |
| Miscellaneous receipts..... | | 322224-M | 02/04 | 161.8 | 166.3 | 165.4 | 1.5 | -0.5 |
| Flexible packaging foil manufacturing..... | 322225 | | 12/03 | 104.7 | 105.1 | 105.6 | -0.6 | 0.5 |
| Primary products..... | | 322225-P | 12/03 | 106.2 | 106.7 | 106.7 | -1.4 | 0.0 |
| Laminated aluminum foil rolls & sheets for flexible packaging uses..... | | 322225-0 | 12/84 | 121.6 | 122.1 | 122.1 | -1.5 | 0.0 |
| Secondary products and miscellaneous receipts..... | | 322225-SM | | | | | | |
| Surface-coated paperboard manufacturing..... | 322226 | | 12/03 | 118.7 | 118.0 | 119.9 | -0.6 | 1.6 |
| Primary products..... | | 322226-P | 12/03 | 119.4 | 118.7 | 120.7 | -0.6 | 1.7 |
| Pasted, lined, laminated, or surface-coated paperboard..... | | 322226-0 | 12/84 | 211.7 | 210.5 | 214.0 | -0.6 | 1.7 |
| Stationery product mfg..... | 322223 | | 12/03 | 122.8 | 123.1 | 124.0 | 0.4 | 0.7 |
| Die-cut paper and paperboard office supplies manufacturing..... | 322231 | | 12/03 | 133.4 | 133.9 | 134.1 | -0.1 | 0.1 |
| Primary products..... | | 322231-P | 12/03 | 138.8 | 139.4 | 139.6 | 0.0 | 0.1 |
| Die-cut paper and paperboard office supplies..... | | 322231-1 | 12/89 | 125.2 | 125.2 | 125.2 | -0.1 | 0.0 |
| Hanging and expandable file folders, all types and materials..... | | 322231-11 | 06/07 | 110.7 | 110.7 | 110.7 | 0.6 | 0.0 |
| Other file folders (incl. file jackets/pockets), all types and materials..... | | 322231-12 | 06/07 | 111.5 | 111.5 | 111.5 | 0.5 | 0.0 |
| Other die-cut paper and paperboard office supplies..... | | 322231-13 | 06/07 | 105.3 | 105.3 | 105.3 | -1.0 | 0.0 |
| Paper supplies for business machines and other misc. unprinted office supplies..... | | 322231-3 | 06/85 | 194.3 | 196.0 | 196.4 | 0.1 | 0.2 |
| Secondary products and miscellaneous receipts..... | | 322231-SM | | | | | | |
| Miscellaneous receipts..... | | 322231-M | 12/03 | 105.1 | 105.1 | 105.1 | 0.0 | 0.0 |
| Secondary products..... | | 322231-S | 12/03 | 112.7 | 112.5 | 113.1 | -1.1 | 0.5 |
| Envelope manufacturing..... | 322232 | | 12/84 | 154.9 | 155.7 | 157.9 | 1.2 | 1.4 |
| Primary products..... | | 322232-P | 12/84 | 150.4 | 151.4 | 153.8 | 1.5 | 1.6 |
| Envelopes, commercial, all types and materials..... | | 322232-0 | 12/84 | 150.4 | 151.4 | 153.8 | 1.5 | 1.6 |
| Secondary products and miscellaneous receipts..... | | 322232-SM | | | | | | |
| Miscellaneous receipts..... | | 322232-M | 03/91 | 173.4 | 174.3 | 173.9 | 0.8 | -0.2 |
| Stationery and related product manufacturing..... | 322233 | | 06/85 | 167.5 | 166.7 | 167.3 | -0.5 | 0.4 |
| Primary products..... | | 322233-P | 06/85 | 180.0 | 178.9 | 179.7 | -0.6 | 0.4 |
| Stationery..... | | 322233-1 | 06/85 | 171.6 | 172.3 | 173.3 | 1.0 | 0.6 |
| Tablets, pads & related products..... | | 322233-3 | 06/85 | 184.1 | 182.4 | 183.0 | -1.1 | 0.3 |
| Secondary products and miscellaneous receipts..... | | 322233-SM | | | | | | |
| Secondary products..... | | 322233-S | 06/85 | 141.6 | 141.6 | 142.0 | -0.1 | 0.3 |
| Other converted paper product mfg..... | 32229 | | 12/03 | 111.7 | 111.6 | 112.7 | 0.3 | 1.0 |
| Sanitary paper product manufacturing..... | 322291 | | 12/03 | 110.3 | 110.2 | 110.4 | - | 0.2 |
| Primary products..... | | 322291-P | 06/83 | 164.1 | 163.9 | 164.3 | 1.1 | 0.2 |
| Disposable diapers and similar disposable products, made from purchased materials..... | | 322291-2 | 12/03 | 96.2 | 96.0 | 96.5 | 2.4 | 0.5 |
| Sanitary tissue paper products, made from purchased materials..... | | 322291-5 | 12/03 | 127.0 | 127.0 | 127.0 | 0.1 | 0.0 |
| Secondary products and miscellaneous receipts..... | | 322291-SM | | | | | | |
| All other converted paper product manufacturing..... | 322299 | | 12/03 | 115.0 | 115.0 | 118.1 | -1.7 | 2.7 |
| Primary products..... | | 322299-P | 12/03 | 111.7 | 111.8 | 115.3 | -0.9 | 3.1 |
| Molded pulp goods, including egg cartons, florist pots, food trays, etc..... | | 322299-1 | 12/03 | 126.2 | 126.2 | 126.2 | 2.5 | 0.0 |
| Miscellaneous converted paper and paperboard products..... | | 322299-3 | 12/03 | 109.2 | 109.3 | 113.2 | -1.4 | 3.6 |
| Secondary products & miscellaneous receipts..... | | 322299-SM | | | | | | |
| Secondary products..... | | 322299-S | 12/03 | 148.6 | 148.7 | 149.7 | 0.1 | 0.7 |
| Printing and related support activities..... | 323 | | 12/03 | 109.4 | 109.3 | 109.4 | 0.0 | 0.1 |
| Printing and related support activities..... | 3231 | | 12/03 | 109.5 | 109.4 | 109.6 | 0.1 | 0.2 |
| Printing..... | 32311 | | 12/03 | 109.9 | 109.8 | 109.9 | 0.0 | 0.1 |
| Commercial lithographic printing..... | 323110 | | 06/82 | 166.7 | 166.4 | 166.4 | -0.7 | 0.0 |
| Primary products..... | | 323110-P | 06/82 | 164.0 | 163.5 | 163.5 | -0.7 | 0.0 |
| General job printing, nec (lithographic) (offset)..... | | 323110-B | 12/01 | 107.0 | 106.1 | 106.0 | -1.7 | -0.1 |

See footnotes at end of table.

Table 5. Producer price indexes for the net output of selected industries and their products, not seasonally adjusted — Continued

| Industry and product ¹ | Industry code | Product code | Index base | Index | | | Percent change to Apr. 2010 from: | |
|--|---------------|--------------|------------|------------------------|------------------------|------------------------|-----------------------------------|-----------|
| | | | | Dec. 2009 ² | Mar. 2010 ² | Apr. 2010 ² | Apr. 2009 | Mar. 2010 |
| Commercial lithographic printing - Continued | | | | | | | | |
| Magazine and periodical printing (lithographic) (offset) | | 323110-1 | 06/82 | 134.1 | 134.9 | 134.9 | -1.0 | 0.0 |
| Label and wrapper printing (lithographic) (offset) | | 323110-3 | 06/82 | 145.2 | 140.5 | 139.8 | -4.3 | -0.5 |
| Catalog and directory printing (lithographic) (offset) | | 323110-5 | 06/82 | 144.9 | 143.7 | 145.1 | -0.1 | 1.0 |
| Financial and legal printing (lithographic) (offset) | | 323110-7 | 06/82 | 169.9 | 170.5 | 170.2 | 1.6 | -0.2 |
| Advertising printing (lithographic) (offset) | | 323110-9 | 06/82 | 152.0 | 152.1 | 152.1 | 0.0 | 0.0 |
| Direct mail advertising printing (lithographic) incl. circulars, cards, etc. | | 323110-91 | 12/88 | 126.7 | 126.8 | 126.7 | -1.0 | -0.1 |
| Advertising printing (lithographic) except direct mail advertising | | 323110-93 | 06/09 | 101.1 | 101.1 | 101.1 | — | 0.0 |
| Secondary products and miscellaneous receipts | | 323110-SM | | | | | | |
| Miscellaneous receipts | | 323110-M | 06/82 | — | 175.0 | 174.6 | -2.6 | -0.2 |
| Secondary products | | 323110-S | 06/82 | — | 194.4 | 194.4 | 0.9 | 0.0 |
| Commercial gravure printing | 323111 | | 06/82 | 101.6 | 101.9 | 101.3 | 0.4 | -0.6 |
| Primary products | | 323111-P | 06/82 | 98.9 | 98.9 | 98.2 | 0.0 | -0.7 |
| Magazine, periodical, catalog and directory printing (gravure) | | 323111-A | 12/08 | 95.3 | 94.9 | — | — | — |
| Label and wrapper printing (gravure) | | 323111-4 | 06/82 | 127.1 | 127.2 | 127.2 | -0.4 | 0.0 |
| Advertising printing (gravure) | | 323111-7 | 12/96 | 89.2 | 89.2 | — | — | — |
| Other commercial and general job printing (gravure) | | 323111-9 | 06/82 | 104.4 | 106.4 | 105.7 | 1.3 | -0.7 |
| Secondary products and miscellaneous receipts | | 323111-SM | | | | | | |
| Secondary products | | 323111-S | 06/82 | 105.1 | 106.8 | 106.8 | — | 0.0 |
| Commercial flexographic printing | 323112 | | 12/03 | 123.9 | 123.9 | 123.9 | 0.8 | 0.0 |
| Primary products | | 323112-P | 12/03 | 123.8 | 123.8 | 123.7 | 0.7 | -0.1 |
| Label and wrapper printing (flexographic) | | 323112-1 | 12/01 | 126.1 | 126.1 | 126.0 | 0.9 | -0.1 |
| Other commercial and general job printing (flexographic) | | 323112-3 | 12/01 | 118.1 | 117.6 | 117.6 | -0.4 | 0.0 |
| Secondary products and miscellaneous receipts | | 323112-SM | | | | | | |
| Secondary products | | 323112-S | 12/03 | 125.3 | 125.7 | 126.0 | 1.9 | 0.2 |
| Commercial screen printing | 323113 | | 12/03 | 99.7 | 98.4 | 100.1 | 0.6 | 1.7 |
| Primary products | | 323113-P | 12/03 | 99.0 | 97.9 | 99.7 | 0.8 | 1.8 |
| Screen printing on garments, apparel accessories, and other fabric articles, except labels | | 323113-4 | 06/90 | 127.9 | 124.8 | 126.2 | -1.1 | 1.1 |
| Screen printing (except on textiles, apparel, apparel accessories, and labels) | | 323113-6 | 12/06 | 93.4 | 93.4 | 96.5 | 3.3 | 3.3 |
| Screen printed decalcomanias and pressure sensitives (self-adhesive) | | 323113-63 | 12/01 | 99.5 | — | 99.5 | 0.0 | — |
| Other commercial and general job printing (screen) | | 323113-66 | 12/01 | 89.9 | — | 90.3 | 0.4 | — |
| Secondary products and miscellaneous receipts | | 323113-SM | | | | | | |
| Miscellaneous receipts | | 323113-M | 12/03 | 104.4 | 100.6 | 102.0 | -2.3 | 1.4 |
| Secondary products | | 323113-S | 12/03 | 102.4 | 102.8 | 102.5 | -0.1 | -0.3 |
| Quick printing | 323114 | | 12/03 | 109.4 | 110.7 | 110.3 | 0.9 | -0.4 |
| Primary products | | 323114-P | 12/03 | 110.2 | 111.4 | 111.3 | 1.1 | -0.1 |
| Quick printing mfg. | | 323114-0 | 12/01 | 111.7 | 113.0 | 112.9 | 1.2 | -0.1 |
| Secondary products and miscellaneous receipts | | 323114-SM | | | | | | |
| Miscellaneous receipts | | 323114-M | 12/03 | 106.0 | 110.7 | 107.1 | 1.0 | -3.3 |
| Digital printing | 323115 | | 12/03 | 97.7 | 96.7 | 96.7 | -2.1 | 0.0 |
| Primary products | | 323115-P | 12/03 | 93.3 | 91.7 | 91.7 | -1.2 | 0.0 |
| Digital printing | | 323115-0 | 12/96 | 97.3 | 95.6 | 95.6 | -1.1 | 0.0 |
| Secondary products and miscellaneous receipts | | 323115-SM | | | | | | |
| Miscellaneous receipts | | 323115-M | 12/03 | 116.9 | — | — | — | — |
| Manifold business forms printing | 323116 | | 12/03 | 139.3 | 139.4 | 139.4 | 1.8 | 0.0 |
| Primary products | | 323116-P | 12/03 | 141.1 | 141.2 | 141.3 | 0.9 | 0.1 |
| Unit set forms, loose or bound | | 323116-1 | 12/83 | 329.3 | 329.3 | 329.8 | 0.2 | 0.2 |
| Manifold books and pegboard accounting systems | | 323116-3 | 12/83 | 246.1 | 246.1 | 245.9 | -0.1 | -0.1 |
| Custom continuous business forms | | 323116-5 | 12/83 | 269.1 | 269.1 | 269.3 | 0.0 | 0.1 |
| Stock continuous business forms | | 323116-7 | 12/83 | 289.9 | 297.9 | 297.9 | 2.1 | 0.0 |
| Checkbooks, incl. inserts and refills, excl. continuous and die-cut | | 323116-9 | 06/85 | 223.4 | 221.0 | 221.0 | 2.3 | 0.0 |
| Secondary products and miscellaneous receipts | | 323116-SM | | | | | | |
| Miscellaneous receipts | | 323116-M | 12/03 | 132.3 | 132.3 | 132.3 | 11.3 | 0.0 |
| Secondary products | | 323116-S | 12/03 | 131.0 | 131.1 | 131.1 | 0.4 | 0.0 |
| Books printing | 323117 | | 12/83 | 160.0 | 160.0 | 160.7 | 0.9 | 0.4 |
| Primary products | | 323117-P | 12/83 | 162.1 | 162.1 | 162.9 | 0.9 | 0.5 |
| Pamphlet printing and binding or printing only (excluding advertising pamphlets) | | 323117-C | 06/93 | 145.3 | 145.3 | 152.2 | 6.7 | 4.7 |
| Textbook printing and binding | | 323117-1 | 06/93 | 99.2 | 99.2 | 99.6 | 0.5 | 0.4 |
| Technical, scientific, & professional book printing & binding | | 323117-3 | 06/93 | 108.2 | 108.2 | 108.2 | 0.1 | 0.0 |
| Religious book printing and binding | | 323117-5 | 06/93 | 115.9 | 115.9 | 116.7 | 1.1 | 0.7 |
| General book (trade, etc.) printing & binding | | 323117-7 | 06/93 | 113.0 | 113.0 | 113.9 | 0.8 | 0.8 |

See footnotes at end of table.

Table 5. Producer price indexes for the net output of selected industries and their products, not seasonally adjusted — Continued

| Industry and product ¹ | Industry code | Product code | Index base | Index | | | Percent change to Apr. 2010 from: | |
|---|---------------|--------------|------------|------------------------|------------------------|------------------------|-----------------------------------|-----------|
| | | | | Dec. 2009 ² | Mar. 2010 ² | Apr. 2010 ² | Apr. 2009 | Mar. 2010 |
| Books printing - Continued | | | | | | | | |
| Other book printing and binding..... | | 323117-9 | 06/93 | 135.1 | 135.1 | 135.1 | 1.4 | 0.0 |
| Secondary products and miscellaneous receipts..... | | 323117-SM | | | | | | |
| Secondary products..... | | 323117-S | 12/83 | 146.0 | 146.0 | - | - | - |
| Blankbook and looseleaf binder manufacturing..... | 323118 | | 12/03 | 118.4 | 119.7 | 120.3 | 2.4 | 0.5 |
| Primary products..... | | 323118-P | 12/03 | 121.1 | 122.6 | 123.2 | 2.7 | 0.5 |
| Blankbook making, except checkbooks..... | | 323118-1 | 12/91 | 142.2 | 144.2 | 144.5 | 4.7 | 0.2 |
| Looseleaf binders, devices, and forms..... | | 323118-3 | 06/85 | 173.5 | 175.5 | 176.5 | 1.7 | 0.6 |
| Secondary products and miscellaneous receipts..... | | 323118-SM | | | | | | |
| Secondary products..... | | 323118-S | 12/03 | 109.7 | 110.4 | 110.4 | 0.8 | 0.0 |
| Other commercial printing..... | 323119 | | 12/03 | 103.4 | 103.4 | 103.4 | 0.0 | 0.0 |
| Primary products..... | | 323119-P | 12/03 | 102.8 | 102.1 | 102.1 | 0.1 | 0.0 |
| All other commercial printing, n.e.c..... | | 323119-0 | 06/09 | 100.8 | 100.1 | 100.1 | - | 0.0 |
| Secondary products and miscellaneous receipts..... | | 323119-SM | | | | | | |
| Support activities for printing..... | 32312 | | 12/03 | 101.1 | 101.5 | 101.1 | -0.3 | -0.4 |
| Tradebinding and related work..... | 323121 | | 12/85 | 155.3 | 156.2 | 155.9 | 0.5 | -0.2 |
| Primary products..... | | 323121-P | 12/85 | 153.3 | 153.3 | 153.0 | 0.0 | -0.2 |
| Edition, library, and other hardcover bookbinding..... | | 323121-1 | 12/85 | 160.7 | 160.7 | 160.7 | 1.8 | 0.0 |
| Softcover, pamphlet, sample book, and other binding of books and materials printed elsewhere..... | | 323121-5 | 12/06 | 102.1 | 102.2 | 101.6 | -0.5 | -0.6 |
| Miscellaneous binding and postpress work..... | | 323121-7 | 12/06 | 100.0 | 100.0 | 100.0 | -0.7 | 0.0 |
| Secondary products and miscellaneous receipts..... | | 323121-SM | | | | | | |
| Secondary products..... | | 323121-S | 12/85 | 236.2 | 246.3 | 246.3 | - | 0.0 |
| Prepress services..... | 323122 | | 12/03 | 99.1 | 99.4 | 98.9 | -0.7 | -0.5 |
| Primary products..... | | 323122-P | 12/03 | 99.2 | 99.6 | 99.9 | 0.1 | 0.3 |
| Prepress services, except platemaking..... | | 323122-1 | 12/03 | 99.3 | 99.7 | 100.1 | 0.8 | 0.4 |
| Printing plates, prepared for printing, excl. blank plates..... | | 323122-3 | 12/03 | 99.2 | 99.2 | 99.2 | -2.6 | 0.0 |
| Secondary products and miscellaneous receipts..... | | 323122-SM | | | | | | |
| Miscellaneous receipts..... | | 323122-M | 12/03 | 101.7 | 101.7 | 84.6 | -17.5 | -16.8 |
| Secondary products..... | | 323122-S | 12/03 | - | 94.3 | 94.4 | 0.7 | 0.1 |
| Petroleum and coal products manufacturing..... | 324 | | 12/84 | 254.3 | 278.1 | 287.2 | 54.2 | 3.3 |
| Petroleum and coal products mfg..... | 3241 | | 12/84 | 254.3 | 278.1 | 287.2 | 54.2 | 3.3 |
| Petroleum refineries..... | 32411 | | 06/85 | 256.0 | 281.3 | 291.1 | 60.7 | 3.5 |
| Petroleum refineries..... | 324110 | | 06/85 | 256.0 | 281.3 | 291.0 | 60.6 | 3.4 |
| Primary products..... | | 324110-P | 06/85 | 259.3 | 285.8 | 296.0 | 61.3 | 3.6 |
| Unfinished oils and lubricating oil base stock..... | | 324110-J | 06/85 | 367.4 | 400.3 | 396.9 | - | -0.8 |
| Light fuel oils..... | | 324110-L | 06/85 | 248.7 | 273.0 | 291.3 | 44.6 | 6.7 |
| Home heating oil and other distillates, NEC..... | | 324110-L1 | 06/85 | 235.0 | 257.6 | 276.3 | 48.5 | 7.3 |
| Diesel fuel..... | | 324110-L2 | 06/85 | 256.7 | 281.9 | 300.3 | 43.3 | 6.5 |
| Liquefied refinery gases, including other aliphatics (feed stock and other uses)..... | | 324110-R | 06/85 | 743.9 | 851.3 | 845.9 | 100.2 | -0.6 |
| Other finished petroleum products, including waxes..... | | 324110-T | 06/85 | 267.7 | 337.2 | 318.2 | - | -5.6 |
| Gasoline, including finished base stocks and blending agents..... | | 324110-1 | 06/85 | 230.2 | 254.9 | 262.7 | 52.7 | 3.1 |
| Motor gasoline, including finished base stocks and blending agents..... | | 324110-12 | 06/85 | 231.6 | 256.2 | 264.5 | 54.5 | 3.2 |
| Regular gasoline..... | | 324110-121 | 06/85 | 226.6 | 250.8 | 259.1 | 55.8 | 3.3 |
| Mid-premium gasoline..... | | 324110-122 | 12/87 | 332.0 | 370.1 | 382.0 | 52.1 | 3.2 |
| Premium gasoline..... | | 324110-123 | 06/85 | 229.6 | 252.4 | 259.7 | 48.7 | 2.9 |
| Jet fuel..... | | 324110-2 | 06/85 | 255.0 | 267.7 | 293.2 | 72.5 | 9.5 |
| Kerosene, except jet fuel..... | | 324110-3 | 06/85 | 281.6 | 306.9 | 310.7 | 53.0 | 1.2 |
| Heavy fuel oils, including No. 5, No. 6, heavy diesel, gas enrichment oils, etc..... | | 324110-5 | 06/85 | 280.7 | 284.9 | 292.2 | 84.4 | 2.6 |
| Asphalt..... | | 324110-9 | 06/85 | 210.2 | 230.0 | 238.8 | 46.0 | 3.8 |
| Asphalt paving and roofing materials mfg..... | 32412 | | 12/84 | 227.7 | 234.8 | 237.2 | 3.4 | 1.0 |
| Asphalt paving mixture & block mfg..... | 324121 | | 06/81 | 269.6 | 282.1 | 285.6 | 7.8 | 1.2 |
| Primary products..... | | 324121-P | 06/81 | 270.6 | 283.7 | 287.5 | 8.2 | 1.3 |
| Asphalt paving mixtures & blocks..... | | 324121-0 | 06/81 | 270.6 | 283.7 | 287.5 | 8.2 | 1.3 |
| Emulsified asphalt, including liquid additives..... | | 324121-0111 | 12/04 | 181.1 | 187.1 | 202.2 | 13.2 | 8.1 |
| Other liquid asphalt and tar paving materials, including cut-backs..... | | 324121-0121 | 12/04 | 209.7 | 242.7 | 253.5 | 29.1 | 4.4 |
| Asphalt and tar paving mixt. (excl liquid), incl bitum. or asph. concrete, asph. paving cement..... | | 324121-0131 | 12/04 | 176.7 | 184.7 | 183.6 | 5.6 | -0.6 |
| Other asphaltic paving mixtures, excluding brick, concrete, granite, or stone..... | | 324121-0141 | 12/09 | 100.0 | 100.4 | 100.4 | - | 0.0 |
| Secondary products and miscellaneous receipts..... | | 324121-SM | | | | | | |
| Miscellaneous receipts..... | | 324121-M | 12/04 | 126.7 | 129.0 | 127.7 | 1.8 | -1.0 |
| Secondary products..... | | 324121-S | 06/81 | 261.0 | 261.4 | 262.6 | 0.9 | 0.5 |

See footnotes at end of table.

Table 5. Producer price indexes for the net output of selected industries and their products, not seasonally adjusted — Continued

| Industry and product ¹ | Industry code | Product code | Index base | Index | | | Percent change to Apr. 2010 from: | |
|---|---------------|--------------|------------|------------------------|------------------------|------------------------|-----------------------------------|-----------|
| | | | | Dec. 2009 ² | Mar. 2010 ² | Apr. 2010 ² | Apr. 2009 | Mar. 2010 |
| Asphalt shingle and coating materials mfg. | 324122 | | 06/84 | 216.2 | 218.4 | 220.0 | -2.2 | 0.7 |
| Primary products. | | 324122-P | 06/84 | 218.9 | 221.3 | 223.0 | -2.4 | 0.8 |
| Roofing asphalts and pitches, coatings, and cements. | | 324122-1 | 06/84 | 210.3 | 216.2 | 224.0 | 8.1 | 3.6 |
| Prepared asphalt & tar roofing & siding products, incl. saturated felts for nonbuilding use. | | 324122-2 | 06/84 | 217.2 | 218.9 | 219.5 | -4.1 | 0.3 |
| Secondary products and miscellaneous receipts. | | 324122-SM | | | | | | |
| Miscellaneous receipts. | | 324122-M | 12/91 | 168.5 | 168.5 | 168.5 | 0.0 | 0.0 |
| Secondary products. | | 324122-S | 06/84 | 186.1 | 186.6 | 186.1 | 0.0 | -0.3 |
| Other petroleum and coal products mfg. | 324119 | | 12/84 | 303.5 | 312.4 | 313.3 | -2.3 | 0.3 |
| Petroleum lubricating oil and grease mfg. | 324191 | | 12/80 | 345.2 | 354.6 | 353.6 | -1.9 | -0.3 |
| Primary products. | | 324191-P | 12/80 | 358.4 | 368.9 | 367.3 | -2.2 | -0.4 |
| Petroleum lubricating oils and greases, made from refined petroleum. | | 324191-0 | 12/80 | 358.4 | 368.9 | 367.3 | -2.2 | -0.4 |
| Lubricating oils (incl. hydraulic fluids, etc.) made from refined petroleum. | | 324191-0111 | 12/80 | 361.9 | 375.2 | 371.5 | -2.7 | -1.0 |
| Lubricating greases, made from refined petroleum. | | 324191-0121 | 12/80 | 321.5 | 313.3 | 326.0 | 1.4 | 4.1 |
| Secondary products and miscellaneous receipts. | | 324191-SM | | | | | | |
| Miscellaneous receipts. | | 324191-M | 12/80 | 248.5 | 249.8 | 252.3 | 1.9 | 1.0 |
| Secondary products. | | 324191-S | 12/80 | 232.2 | 230.6 | 235.5 | 3.7 | 2.1 |
| All other petroleum and coal products mfg. | 324199 | | 12/03 | 183.5 | 190.5 | 195.8 | -3.9 | 2.8 |
| Primary products. | | 324199-P | 12/03 | 188.4 | 195.9 | 201.6 | -4.1 | 2.9 |
| Coke oven and blast furnace products, made in coke oven establishments. | | 324199-1Y | 12/09 | 100.0 | 104.2 | 103.5 | - | -0.7 |
| All other petroleum and coal products (excl. coke oven products), made in coke oven estab. | | 324199-2 | 12/02 | 191.7 | 199.1 | 208.8 | -2.4 | 4.9 |
| Secondary products and miscellaneous receipts. | | 324199-SM | | | | | | |
| Chemical mfg. | 325 | | 12/84 | 227.3 | 232.3 | 235.6 | 5.4 | 1.4 |
| Basic chemical mfg. | 3251 | | 12/84 | 296.6 | 307.7 | 305.8 | 7.6 | -0.6 |
| Petrochemical mfg. | 32511 | | 12/03 | 169.4 | 182.7 | 189.4 | 56.9 | 3.7 |
| Petrochemical manufacturing. | 325110 | | 12/03 | 170.4 | 183.9 | 190.5 | 57.0 | 3.6 |
| Primary products. | | 325110-P | 12/03 | 193.6 | 216.9 | 227.3 | 85.4 | 4.8 |
| Aromatics (benzene, toluene, xylene, etc), made in petrochemical plants. | | 325110-1 | 05/83 | 256.9 | 267.3 | 267.6 | 51.8 | 0.1 |
| Liquefied refinery gases (aliphatics), made in petrochemical plants. | | 325110-4 | 06/01 | 208.0 | 248.1 | 269.2 | 121.2 | 8.5 |
| Secondary products and miscellaneous receipts. | | 325110-SM | | | | | | |
| Secondary products. | | 325110-S | 12/03 | 153.5 | 147.4 | 147.3 | 5.3 | -0.1 |
| Industrial gas mfg. | 32512 | | 12/03 | 124.0 | 125.1 | 124.9 | -4.4 | -0.2 |
| Industrial gas manufacturing. | 325120 | | 12/03 | 124.1 | 125.2 | 124.9 | -4.4 | -0.2 |
| Primary products. | | 325120-P | 06/81 | 192.1 | 194.0 | 193.5 | -4.8 | -0.3 |
| Oxygen. | | 325120-A | 06/81 | 230.3 | 224.4 | 225.9 | -6.6 | 0.7 |
| Argon and hydrogen. | | 325120-C | 06/09 | 92.9 | 91.7 | 91.1 | - | -0.7 |
| Fluorocarbon and other industrial gases. | | 325120-T | 06/09 | 102.8 | 110.6 | 108.9 | - | -1.5 |
| Acetylene. | | 325120-1 | 06/81 | 263.6 | 256.6 | 262.3 | - | 2.2 |
| Carbon dioxide. | | 325120-4 | 06/81 | 337.3 | 339.6 | 340.9 | 2.1 | 0.4 |
| Nitrogen. | | 325120-7 | 06/81 | 127.6 | 128.3 | 128.9 | -2.0 | 0.5 |
| Secondary products and miscellaneous receipts. | | 325120-SM | | | | | | |
| Synthetic dye and pigment mfg. | 32513 | | 12/03 | 117.7 | 119.7 | 119.7 | -0.2 | 0.0 |
| Inorganic dye and pigment manufacturing. | 325131 | | 06/83 | 178.3 | 182.9 | 183.0 | 1.3 | 0.1 |
| Primary products. | | 325131-P | 06/83 | 172.5 | 176.9 | 178.6 | 2.1 | 1.0 |
| Titanium dioxide, composite and pure. | | 325131-1 | 06/83 | 162.2 | 168.7 | 168.7 | 2.8 | 0.0 |
| Chrome colors and other inorganic pigments. | | 325131-7 | 06/83 | 234.4 | 233.9 | 240.6 | 0.9 | 2.9 |
| Chrome colors. | | 325131-71 | 12/01 | 174.7 | 174.7 | 175.8 | -4.7 | 0.6 |
| Iron oxide pigments. | | 325131-72 | 06/83 | 199.6 | 200.4 | 208.0 | 3.9 | 3.8 |
| All other inorganic pigments, including white extender pigments and ceramic color pigments. | | 325131-73 | 12/97 | 153.1 | 152.4 | 158.8 | 4.3 | 4.2 |
| Secondary products and miscellaneous receipts. | | 325131-SM | | | | | | |
| Secondary products. | | 325131-S | 06/83 | 233.7 | 237.1 | 184.1 | -21.2 | -22.4 |
| Synthetic organic dye and pigment mfg. | 325132 | | 12/03 | 111.0 | 111.7 | 111.8 | -1.8 | 0.1 |
| Primary products. | | 325132-P | 12/03 | 108.7 | 109.2 | 109.2 | -2.5 | 0.0 |
| Synthetic organic dyes. | | 325132-1 | 12/82 | 102.7 | 103.7 | 103.7 | 0.5 | 0.0 |
| Synthetic organic pigments, lakes, and toners. | | 325132-4 | 12/82 | 143.2 | 143.3 | 143.3 | -4.2 | 0.0 |
| Secondary products and miscellaneous receipts. | | 325132-SM | | | | | | |
| Other basic inorganic chemical mfg. | 32518 | | 12/03 | 214.1 | 221.3 | 218.8 | -1.1 | -1.1 |
| Alkalies and chlorine manufacturing. | 325181 | | 12/80 | 264.6 | 271.2 | 273.2 | -21.9 | 0.7 |
| Primary products. | | 325181-P | 12/80 | 277.3 | 284.3 | 286.2 | -21.9 | 0.7 |
| Chlorine, compressed or liquefied. | | 325181-1 | 12/80 | 310.6 | 310.1 | 311.5 | 66.0 | 0.5 |

See footnotes at end of table.

Table 5. Producer price indexes for the net output of selected industries and their products, not seasonally adjusted — Continued

| Industry and product ¹ | Industry code | Product code | Index base | Index | | | Percent change to Apr. 2010 from: | |
|--|---------------|--------------|------------|------------------------|------------------------|------------------------|-----------------------------------|-----------|
| | | | | Dec. 2009 ² | Mar. 2010 ² | Apr. 2010 ² | Apr. 2009 | Mar. 2010 |
| Alkalies and chlorine manufacturing - Continued | | | | | | | | |
| Sodium hydroxide (caustic soda)..... | | 325181-4 | 12/80 | 171.3 | 193.3 | 196.6 | -62.7 | 1.7 |
| Other alkalies..... | | 325181-7 | 12/80 | 291.2 | 283.3 | 282.8 | -21.2 | -0.2 |
| Secondary products and miscellaneous receipts..... | | 325181-SM | | | | | | |
| Carbon black manufacturing..... | 325182 | | 12/83 | 274.4 | 283.1 | 281.7 | 6.6 | -0.5 |
| Primary products..... | | 325182-P | 12/83 | 276.7 | 285.7 | 284.3 | 6.9 | -0.5 |
| Carbon black, all processes..... | | 325182-0 | 12/83 | 276.7 | 285.7 | 284.3 | 6.9 | -0.5 |
| Secondary products and miscellaneous receipts..... | | 325182-SM | | | | | | |
| All other basic inorganic chemical manufacturing..... | 325188 | | 12/82 | 338.1 | 349.9 | 344.8 | 2.1 | -1.5 |
| Primary products..... | | 325188-P | 12/82 | 312.3 | 321.9 | 314.9 | 1.0 | -2.2 |
| Potassium and sodium compounds, excluding bleaches, alkalies, and alum..... | | 325188-A | 12/82 | 359.4 | 347.1 | 349.9 | -10.9 | 0.8 |
| All other inorganic chemicals..... | | 325188-H | 12/03 | 296.3 | 314.3 | 303.8 | 8.4 | -3.3 |
| Other inorganic aluminum compounds..... | | 325188-7 | 12/82 | 204.3 | 200.6 | 200.6 | -15.0 | 0.0 |
| Secondary products and miscellaneous receipts..... | | 325188-SM | | | | | | |
| Secondary products..... | | 325188-S | 12/82 | 310.4 | 310.0 | - | - | - |
| Other basic organic chemical mfg..... | 32519 | | 12/03 | 148.6 | 153.9 | 151.5 | 3.8 | -1.6 |
| Gum and wood chemical manufacturing..... | 325191 | | 06/84 | 252.1 | 255.1 | 254.7 | -3.2 | -0.2 |
| Primary products..... | | 325191-P | 06/84 | 249.9 | 253.1 | 252.6 | -3.5 | -0.2 |
| Gum and wood chemicals, including wood distillation products..... | | 325191-0 | 06/84 | 249.9 | 253.1 | 252.6 | -3.5 | -0.2 |
| Secondary products and miscellaneous receipts..... | | 325191-SM | | | | | | |
| Cyclic crude and intermediate manufacturing..... | 325192 | | 12/03 | 129.1 | 137.3 | 124.6 | 6.0 | -9.2 |
| Primary products..... | | 325192-P | 12/03 | 137.1 | 145.9 | 132.2 | 7.2 | -9.4 |
| Cyclic intermediates..... | | 325192-1 | 12/82 | 168.1 | 179.4 | 161.9 | 7.4 | -9.8 |
| Secondary products and miscellaneous receipts..... | | 325192-SM | | | | | | |
| Ethyl alcohol manufacturing..... | 325193 | | 12/03 | 171.8 | 149.3 | 133.2 | -21.4 | -10.8 |
| Primary products..... | | 325193-P | 12/82 | 223.2 | 183.4 | 165.6 | -24.8 | -9.7 |
| Ethyl alcohol..... | | 325193-0 | 12/82 | 223.2 | 183.4 | 165.6 | -24.8 | -9.7 |
| Secondary products and miscellaneous receipts..... | | 325193-SM | | | | | | |
| Secondary products..... | | 325193-S | 12/03 | 187.3 | 178.9 | 156.7 | -15.3 | -12.4 |
| All other basic organic chemical manufacturing..... | 325199 | | 12/03 | 157.7 | 164.3 | 163.1 | 4.8 | -0.7 |
| Primary products..... | | 325199-P | 12/82 | 267.4 | 279.8 | 278.4 | 7.0 | -0.5 |
| Reagent and high-purity grades of organic chemicals refined from purchased technical grades..... | | 325199-C | 12/08 | 94.1 | 93.1 | 98.1 | 4.6 | 5.4 |
| Natural organic chemicals..... | | 325199-D | 12/08 | 98.9 | 99.3 | 97.3 | -0.5 | -2.0 |
| Synthetic organic alcohols, mixed and unmixed..... | | 325199-G | 12/06 | 129.1 | 137.0 | 136.9 | 3.2 | -0.1 |
| Synthetic organic chemicals for use as flavor and perfume materials..... | | 325199-H | 12/03 | 120.2 | 116.0 | 112.5 | 4.6 | -3.0 |
| Synthetic organic plasticizers..... | | 325199-N | 12/03 | 144.7 | 148.0 | 146.7 | -4.9 | -0.9 |
| Other synthetic organic chemicals..... | | 325199-R | 12/03 | 127.4 | 128.1 | 126.6 | -2.5 | -1.2 |
| Miscellaneous end use chemicals and chemical products, excluding urea..... | | 325199-T | 12/82 | 259.1 | 282.1 | 267.8 | 3.8 | -5.1 |
| Miscellaneous cyclic and acyclic chemicals and chemical products, excluding fatty acid esters..... | | 325199-V | 12/82 | 288.7 | 305.8 | 315.2 | 22.5 | 3.1 |
| Fatty acids..... | | 325199-1 | 06/85 | 207.2 | 187.5 | 207.0 | -12.0 | 10.4 |
| Secondary products and miscellaneous receipts..... | | 325199-SM | | | | | | |
| Miscellaneous receipts..... | | 325199-M | 12/82 | 1,243.6 | 1,243.6 | 1,243.6 | -3.3 | 0.0 |
| Secondary products..... | | 325199-S | 12/82 | 221.7 | 227.1 | 223.2 | -3.4 | -1.7 |
| Resin, synthetic rubber, and artificial/synthetic fiber/filaments mfg..... | 3252 | | 12/84 | 184.2 | 193.2 | 209.2 | 24.8 | 8.3 |
| Resin and synthetic rubber mfg..... | 32521 | | 12/03 | 149.3 | 156.5 | 171.0 | 27.2 | 9.3 |
| Plastics material and resin mfg..... | 325211 | | 12/80 | 242.1 | 253.5 | 279.3 | 27.9 | 10.2 |
| Primary products..... | | 325211-P | 12/80 | 209.9 | 221.2 | 249.6 | 29.4 | 12.8 |
| Thermoplastic resins and plastics materials..... | | 325211-1 | 12/80 | 203.6 | 217.1 | 249.9 | 35.1 | 15.1 |
| Thermosetting resins and plastics materials..... | | 325211-4 | 12/80 | 244.6 | 241.4 | 241.6 | 1.8 | 0.1 |
| Secondary products and miscellaneous receipts..... | | 325211-SM | | | | | | |
| Miscellaneous receipts..... | | 325211-M | 12/98 | 101.6 | - | - | - | - |
| Secondary products..... | | 325211-S | 12/80 | 496.5 | 506.2 | 505.0 | 22.4 | -0.2 |
| Synthetic rubber manufacturing..... | 325212 | | 06/81 | 215.1 | 227.7 | 232.8 | 21.8 | 2.2 |
| Primary products..... | | 325212-P | 06/81 | 212.0 | 225.9 | 231.5 | 26.8 | 2.5 |
| Synthetic rubber (vulcanizable elastomers)..... | | 325212-0 | 06/81 | 212.0 | 225.9 | 231.5 | 26.8 | 2.5 |
| Secondary products and miscellaneous receipts..... | | 325212-SM | | | | | | |
| Artificial and synthetic fibers/filaments mfg..... | 32522 | | 12/03 | 107.6 | 113.5 | 112.3 | 3.3 | -1.1 |
| Noncellulosic organic fiber mfg..... | 325222 | | 06/81 | 109.5 | 115.5 | 114.3 | 3.3 | -1.0 |
| Primary products..... | | 325222-P | 06/81 | 109.9 | 115.9 | 114.7 | 3.3 | -1.0 |
| Nylon and other polyamide manufactured fibers..... | | 325222-1 | 12/89 | 102.7 | 108.6 | 102.6 | -7.7 | -5.5 |

See footnotes at end of table.

Table 5. Producer price indexes for the net output of selected industries and their products, not seasonally adjusted — Continued

| Industry and product ¹ | Industry code | Product code | Index base | Index | | | Percent change to Apr. 2010 from: | |
|--|---------------|--------------|------------|------------------------|------------------------|------------------------|-----------------------------------|-----------|
| | | | | Dec. 2009 ² | Mar. 2010 ² | Apr. 2010 ² | Apr. 2009 | Mar. 2010 |
| Noncellulosic organic fiber mfg - Continued | | | | | | | | |
| Polyolefin manufactured fibers..... | | 325222-4 | 12/89 | 174.0 | 194.2 | 198.0 | 52.2 | 2.0 |
| Polyester manufactured fibers..... | | 325222-7 | 12/89 | 97.2 | 99.9 | 105.6 | 10.2 | 5.7 |
| Pesticide, fertilizer, and other agricultural chemical mfg..... | 3253 | | 12/84 | 186.5 | 192.8 | 197.2 | -9.2 | 2.3 |
| Fertilizer mfg..... | 32531 | | 12/03 | 145.4 | 160.4 | 166.1 | -9.8 | 3.6 |
| Nitrogenous fertilizer manufacturing..... | 325311 | | 12/79 | 245.6 | 275.9 | 291.5 | -5.5 | 5.7 |
| Primary products..... | | 325311-P | 12/79 | 238.0 | 268.7 | 283.0 | -6.0 | 5.3 |
| Synthetic ammonia, nitric acid, and ammonium compounds..... | | 325311-1 | 12/79 | 253.3 | 284.2 | 304.8 | -8.0 | 7.2 |
| Urea..... | | 325311-4 | 12/79 | 163.0 | 188.5 | 188.1 | 1.3 | -0.2 |
| Fertilizer materials of organic origin, incl. activated sewage sludge, processed tankage, etc..... | | 325311-7 | 06/03 | 110.4 | 109.9 | 110.1 | -21.0 | 0.2 |
| Secondary products and miscellaneous receipts..... | | 325311-SM | | | | | | |
| Secondary products..... | | 325311-S | 12/79 | 281.2 | 287.7 | 331.6 | 8.0 | 15.3 |
| Phosphatic fertilizer manufacturing..... | 325312 | | 12/79 | 237.8 | 281.1 | 291.4 | -7.6 | 3.7 |
| Primary products..... | | 325312-P | 12/79 | 195.4 | 231.4 | 239.0 | -9.4 | 3.3 |
| Phosphoric acid, superphosphates, and other phosphatic fertilizer materials..... | | 325312-A | 12/09 | 100.0 | 118.5 | 121.8 | - | 2.8 |
| Superphosphates and other phosphatic fertilizer materials..... | | 325312-4Y | 12/79 | 167.6 | - | - | - | - |
| Mixed fertilizers, made in plants which manufacture fertilizer materials..... | | 325312-7 | 12/79 | - | 200.9 | 223.1 | -4.1 | 11.1 |
| Secondary products and miscellaneous receipts..... | | 325312-SM | | | | | | |
| Fertilizer, mixing only, manufacturing..... | 325314 | | 12/79 | 217.1 | 207.8 | 208.0 | -18.6 | 0.1 |
| Primary products..... | | 325314-P | 12/79 | 216.9 | 206.4 | 207.7 | -17.1 | 0.6 |
| Mixed fertilizers, mixing only..... | | 325314-0 | 06/86 | 192.6 | 183.3 | 184.5 | -17.1 | 0.7 |
| Mixed fertilizers, dry, mixing only..... | | 325314-01 | 06/03 | 151.0 | 143.2 | 144.1 | -16.4 | 0.6 |
| Mixed fertilizers, liquid, mixing only..... | | 325314-02 | 06/86 | 175.9 | 172.3 | 173.8 | -21.7 | 0.9 |
| Secondary products and miscellaneous receipts..... | | 325314-SM | | | | | | |
| Miscellaneous receipts..... | | 325314-M | 12/79 | 171.7 | 171.7 | 161.2 | -33.1 | -6.1 |
| Secondary products..... | | 325314-S | 12/79 | 261.0 | 268.2 | 270.1 | -21.3 | 0.7 |
| Pesticide and other agricultural chemical mfg..... | 32532 | | 12/03 | 126.2 | 118.0 | 118.2 | -8.4 | 0.2 |
| Pesticide and other agricultural chemical manufacturing..... | 325320 | | 06/82 | 173.8 | 162.4 | 162.8 | -8.3 | 0.2 |
| Primary products..... | | 325320-P | 06/82 | 183.8 | 170.6 | 171.0 | -9.1 | 0.2 |
| Agricultural and commercial pesticides and chemicals..... | | 325320-1 | 06/03 | 127.3 | 114.8 | 115.0 | -12.5 | 0.2 |
| Lawn and garden pesticides and chemicals..... | | 325320-4 | 06/03 | 127.2 | 115.4 | 119.3 | -8.8 | 3.4 |
| Household and institutional pesticides and chemicals..... | | 325320-7 | 06/03 | 130.7 | - | 131.2 | 0.5 | - |
| Secondary products and miscellaneous receipts..... | | 325320-SM | | | | | | |
| Secondary products..... | | 325320-S | 06/82 | 134.7 | - | - | - | - |
| Pharmaceutical and medicine mfg..... | 3254 | | 12/84 | 318.2 | 324.9 | 325.5 | 5.1 | 0.2 |
| Pharmaceutical and medicine mfg..... | 32541 | | 12/03 | 133.1 | 135.6 | 135.8 | 4.7 | 0.1 |
| Medicinal and botanical manufacturing..... | 325411 | | 06/82 | 174.9 | 178.5 | 178.0 | 4.7 | -0.3 |
| Primary products..... | | 325411-P | 06/82 | 177.7 | 181.5 | 181.0 | 4.8 | -0.3 |
| Synthetic organic medicinal chemicals, in bulk..... | | 325411-1 | 06/82 | 179.8 | 183.6 | 182.8 | 5.8 | -0.4 |
| Medicinals and botanicals, all other medicinal chemicals and botanical products, in bulk..... | | 325411-4 | 06/82 | 162.6 | 165.9 | 166.8 | 0.9 | 0.5 |
| Botanical drugs, alkaloid drugs, naturally occurring vitamins, drugs of animal origin, mixtures..... | | 325411-41 | 12/09 | 100.0 | 102.4 | 102.7 | - | 0.3 |
| Medicinals and botanicals, in bulk, other organic and inorganic medicinal chemicals..... | | 325411-42 | 12/09 | 100.0 | 98.4 | 101.3 | - | 2.9 |
| Secondary products and miscellaneous receipts..... | | 325411-SM | | | | | | |
| Secondary products..... | | 325411-S | 06/82 | - | 135.9 | 135.3 | 2.2 | -0.4 |
| Pharmaceutical preparation manufacturing..... | 325412 | | 06/81 | 479.7 | 490.7 | 492.0 | 5.6 | 0.3 |
| Primary products..... | | 325412-P | 06/81 | 507.7 | 520.3 | 521.7 | 6.1 | 0.3 |
| Pharmaceutical preparations, acting on the respiratory system..... | | 325412-A | 06/01 | 139.2 | 143.5 | 144.1 | 8.6 | 0.4 |
| Bronchial therapy..... | | 325412-A111 | 06/81 | 771.2 | 801.2 | 808.3 | 11.8 | 0.9 |
| Antihistamines..... | | 325412-A1111 | 12/09 | 100.0 | 100.4 | 102.3 | - | 1.9 |
| Bronchodilators..... | | 325412-A1112 | 12/09 | 100.0 | 110.6 | 109.6 | - | -0.9 |
| Other respiratory preparations..... | | 325412-A112 | 06/01 | 136.2 | 138.2 | 137.3 | 2.2 | -0.7 |
| Pharmaceutical preparations, acting on the digestive or the genito-urinary systems..... | | 325412-D | 06/01 | 157.5 | 161.4 | 161.3 | 8.4 | -0.1 |
| Antispasmodic/antisecretory..... | | 325412-D111 | 06/81 | 575.7 | 575.7 | 575.7 | 4.7 | 0.0 |
| Other digestive or genito-urinary preparations..... | | 325412-D112 | 06/01 | 138.8 | 144.0 | 144.0 | 10.2 | 0.0 |
| Antacids..... | | 325412-D113 | 12/09 | 100.0 | 99.4 | 99.4 | - | 0.0 |
| Pharmaceutical preparations, acting on the skin..... | | 325412-G | 06/01 | 163.1 | 163.5 | 164.8 | 1.6 | 0.8 |
| Emollients and protectives, including burn remedies..... | | 325412-G211 | 12/09 | 100.0 | 100.0 | 102.6 | - | 2.6 |
| Other pharmaceutical preparations acting on the skin..... | | 325412-G311 | 12/09 | 100.0 | 100.3 | 100.3 | - | 0.0 |
| Anti-acne preparations..... | | 325412-G411 | 12/09 | 100.0 | 100.3 | 100.3 | - | 0.0 |

See footnotes at end of table.

Table 5. Producer price indexes for the net output of selected industries and their products, not seasonally adjusted — Continued

| Industry and product ¹ | Industry code | Product code | Index base | Index | | | Percent change to Apr. 2010 from: | |
|--|---------------|--------------|------------|------------------------|------------------------|------------------------|-----------------------------------|-----------|
| | | | | Dec. 2009 ² | Mar. 2010 ² | Apr. 2010 ² | Apr. 2009 | Mar. 2010 |
| Pharmaceutical preparation manufacturing - Continued | | | | | | | | |
| Pharmaceutical preparations, vitamin, nutrient, and hematinic preparations..... | | 325412-L | 06/01 | 121.7 | 122.1 | 121.4 | 3.1 | -0.6 |
| Multivitamins..... | | 325412-L111 | 06/81 | 172.1 | 172.0 | 171.7 | -1.0 | -0.2 |
| Other vitamins and nutrients..... | | 325412-L112 | 06/01 | 128.0 | 128.7 | 127.7 | 5.3 | -0.8 |
| Pharmaceutical preparations, affecting parasitic and infective diseases (excluding diagnostics)..... | | 325412-Q | 06/01 | 146.7 | 149.8 | 149.2 | 3.0 | -0.4 |
| Broad and medium spectrum antibiotics..... | | 325412-Q111 | 06/81 | 352.6 | 354.0 | 350.6 | -0.6 | -1.0 |
| Systemic antivirals..... | | 325412-Q112 | 06/01 | 149.9 | 156.0 | 156.0 | 7.2 | 0.0 |
| Other parasitic and infective diseases..... | | 325412-Q113 | 06/01 | 147.1 | 151.9 | 151.8 | 5.0 | -0.1 |
| Pharmaceutical preparations, for veterinary use (excluding pet flea and tick products)..... | | 325412-T | 06/81 | — | 150.1 | 150.1 | 0.3 | 0.0 |
| Pharmaceuticals, affecting neoplasms, the endocrine system, and metabolic diseases..... | | 325412-1 | 06/01 | 169.3 | 169.5 | 169.2 | 1.6 | -0.2 |
| Cancer therapy products..... | | 325412-1111 | 06/81 | 816.3 | 841.0 | 771.4 | -4.8 | -8.3 |
| Insulin/antidiabetes products..... | | 325412-1112 | 06/81 | 522.7 | 534.7 | 538.4 | 9.3 | 0.7 |
| Other neoplasms, endocrine system, and metabolic diseases..... | | 325412-1113 | 06/81 | 626.3 | — | — | — | — |
| Hormones and oral contraceptives..... | | 325412-1114 | 12/09 | 100.0 | 100.4 | 100.7 | — | 0.3 |
| Pharmaceutical preparations, acting on the central nervous system and the sense organs..... | | 325412-4 | 06/01 | 158.9 | 163.5 | 164.8 | 8.2 | 0.8 |
| Analgesics..... | | 325412-4111 | 06/01 | 132.7 | 135.8 | 140.0 | 11.9 | 3.1 |
| Psychotherapeutics..... | | 325412-4112 | 06/81 | 3,623.5 | 3,675.9 | 3,675.7 | 8.9 | 0.0 |
| Antidepressants..... | | 325412-41121 | 12/87 | 643.2 | 643.2 | 643.2 | 7.8 | 0.0 |
| Other psychotherapeutics, including tranquilizers..... | | 325412-41123 | 06/01 | 176.3 | 191.1 | 191.0 | 13.6 | -0.1 |
| Other central nervous system and sense organs..... | | 325412-4113 | 06/01 | 130.5 | 136.8 | 136.7 | 5.8 | -0.1 |
| Anticonvulsants..... | | 325412-4114 | 12/09 | 100.0 | 103.7 | 103.7 | — | 0.0 |
| Pharmaceutical preparations, acting on the cardiovascular system..... | | 325412-7 | 06/81 | 539.1 | 580.7 | 587.1 | 10.2 | 1.1 |
| Anticoagulants..... | | 325412-7111 | 06/81 | 132.6 | — | 142.7 | 11.1 | — |
| ACE inhibitors..... | | 325412-7112 | 06/01 | 96.0 | — | 97.1 | 4.2 | — |
| Other cardiovascular preparations..... | | 325412-7113 | 06/01 | 168.7 | 182.3 | 184.0 | 9.8 | 0.9 |
| Calcium channel blockers and other vasodilators..... | | 325412-7114 | 12/09 | 100.0 | — | 126.3 | — | — |
| Secondary products and miscellaneous receipts..... | | 325412-SM | | | | | | |
| Miscellaneous receipts..... | | 325412-M | 06/81 | 477.6 | 477.6 | — | — | — |
| Secondary products..... | | 325412-S | 06/81 | 198.0 | 199.6 | 199.7 | 1.9 | 0.1 |
| In-vitro diagnostic substance mfg..... | 325413 | | 03/80 | 219.3 | 219.6 | 218.1 | 0.0 | -0.7 |
| Primary products..... | | 325413-P | 06/87 | 148.6 | 148.8 | 147.4 | -0.1 | -0.9 |
| In-vitro diagnostic substances..... | | 325413-0 | 06/91 | 132.0 | 132.1 | 130.9 | -0.2 | -0.9 |
| In-vitro diagnostic substances (clinical chemistry) reagents, including toxicology..... | | 325413-01 | 06/87 | 139.5 | 139.9 | 138.4 | 0.6 | -1.1 |
| In-vitro diagnostic substances (clinical chemistry) standards and controls, incl toxicology..... | | 325413-02 | 06/87 | 157.1 | 154.9 | 152.0 | -6.8 | -1.9 |
| In-vitro diagnostic substances, blood bank, hematology, and coagulation products..... | | 325413-03 | 06/00 | 146.8 | 148.1 | 149.4 | 0.3 | 0.9 |
| In-vitro diagnostic substances, microbiology, virology, serology, cytology, and histology..... | | 325413-04 | 06/87 | 152.3 | 153.4 | 157.6 | 2.9 | 2.7 |
| In-vitro diagnostic substances, culture media..... | | 325413-05 | 12/03 | 117.8 | — | 116.0 | 1.0 | — |
| In-vitro diagnostic substances, other..... | | 325413-06 | 12/03 | 98.3 | 96.4 | 94.1 | -1.4 | -2.4 |
| Secondary products and miscellaneous receipts..... | | 325413-SM | | | | | | |
| Miscellaneous receipts..... | | 325413-M | 12/80 | 315.5 | 315.5 | 315.5 | 0.0 | 0.0 |
| Secondary products..... | | 325413-S | 03/80 | 259.8 | 265.0 | 264.9 | 2.0 | 0.0 |
| Other biological product manufacturing..... | 325414 | | 06/91 | 180.3 | 181.5 | 181.5 | 2.8 | 0.0 |
| Primary products..... | | 325414-P | 06/91 | 173.5 | 175.3 | 175.7 | 3.6 | 0.2 |
| Biological products for veterinary, industrial, and all other misc. use (excluding diagnostics)..... | | 325414-A | 03/80 | 138.2 | 140.7 | 140.7 | 1.9 | 0.0 |
| Biological products for human use..... | | 325414-T | 06/09 | 101.9 | 102.8 | 103.1 | — | 0.3 |
| Secondary products and miscellaneous receipts..... | | 325414-SM | | | | | | |
| Secondary products..... | | 325414-S | 06/91 | 210.2 | 210.1 | 214.6 | — | 2.1 |
| Paint, coating & adhesive mfg..... | 3255 | | 12/03 | 136.8 | 136.1 | 136.9 | -0.6 | 0.6 |
| Paint and coating mfg..... | 32551 | | 06/83 | 237.2 | 234.9 | 236.5 | -0.5 | 0.7 |
| Paint and coating manufacturing..... | 325510 | | 06/83 | 236.9 | 234.5 | 236.1 | -0.5 | 0.7 |
| Primary products..... | | 325510-P | 06/83 | 238.3 | 235.7 | 237.4 | -0.6 | 0.7 |
| Miscellaneous allied paint products including paint and varnish removers, thinners, etc..... | | 325510-B | 12/88 | 236.4 | 238.4 | 239.9 | 2.4 | 0.6 |
| Architectural coatings..... | | 325510-1 | 06/83 | 265.4 | 256.7 | 256.7 | -3.9 | 0.0 |
| Product finishes for original equipment manufacturers (OEM), excluding marine coatings..... | | 325510-4 | 06/83 | 165.5 | 165.9 | 169.1 | 2.7 | 1.9 |
| Special purpose coatings incl. marine, industrial, construction and maintenance coatings, etc..... | | 325510-7 | 06/83 | 295.0 | 301.3 | 303.3 | 1.6 | 0.7 |
| Secondary products and miscellaneous receipts..... | | 325510-SM | | | | | | |
| Miscellaneous receipts..... | | 325510-M | 06/83 | 203.7 | 204.9 | 206.3 | 1.8 | 0.7 |

See footnotes at end of table.

Table 5. Producer price indexes for the net output of selected industries and their products, not seasonally adjusted — Continued

| Industry and product ¹ | Industry code | Product code | Index base | Index | | | Percent change to Apr. 2010 from: | |
|---|---------------|--------------|------------|------------------------|------------------------|------------------------|-----------------------------------|-----------|
| | | | | Dec. 2009 ² | Mar. 2010 ² | Apr. 2010 ² | Apr. 2009 | Mar. 2010 |
| Paint and coating manufacturing - Continued | | | | | | | | |
| Secondary products..... | | 325510-S | 06/83 | 234.2 | 234.6 | 231.9 | 1.6 | -1.2 |
| Adhesive mfg..... | 32552 | | 12/03 | 131.7 | 132.4 | 133.1 | -0.8 | 0.5 |
| Adhesive manufacturing..... | 325520 | | 12/83 | 214.1 | 215.4 | 216.5 | -0.8 | 0.5 |
| Primary products..... | | 325520-P | 12/83 | 215.2 | 216.1 | 217.1 | -1.2 | 0.5 |
| Nonstructural caulking compounds and sealants..... | | 325520-A | 12/06 | 113.8 | 114.2 | 114.7 | 1.1 | 0.4 |
| Natural base glues and adhesives..... | | 325520-1 | 12/83 | 235.9 | — | 239.2 | 1.4 | — |
| Synthetic resin & rubber adhesives, incl all types of bonding & laminating adhesives..... | | 325520-4 | 12/83 | 224.6 | 225.9 | 226.8 | -2.2 | 0.4 |
| Secondary products and miscellaneous receipts..... | | 325520-SM | | | | | | |
| Miscellaneous receipts..... | | 325520-M | 12/83 | 235.7 | 235.5 | 235.1 | -0.4 | -0.2 |
| Secondary products..... | | 325520-S | 12/83 | 181.6 | 186.6 | 190.5 | 4.0 | 2.1 |
| Soap, cleaners, and toilet preparation mfg..... | 3256 | | 12/84 | 156.6 | 156.2 | 156.6 | -0.4 | 0.3 |
| Soap & cleaning compound mfg..... | 32561 | | 12/03 | 125.4 | 124.9 | 125.1 | -1.3 | 0.2 |
| Soap and other detergent manufacturing..... | 325611 | | 06/83 | 164.1 | 163.2 | 163.7 | -0.4 | 0.3 |
| Primary products..... | | 325611-P | 06/83 | 160.0 | 159.8 | 159.5 | -0.3 | -0.2 |
| Soaps and detergents, commercial, industrial, and institutional..... | | 325611-1 | 06/83 | 212.5 | 212.9 | 213.0 | 1.2 | 0.0 |
| Commercial, industrial, and institutional dishwashing detergents..... | | 325611-1T | 06/07 | 105.8 | 106.4 | 106.4 | 1.3 | 0.0 |
| Hard surface soaps and detergents, commercial, industrial, and institutional..... | | 325611-11 | 06/07 | 115.7 | 115.4 | 115.4 | 2.8 | 0.0 |
| Commercial, industrial, and institutional laundry detergents..... | | 325611-12 | 06/07 | 116.9 | 116.8 | 116.8 | 0.8 | 0.0 |
| Dairy, farm, and food plant cleaners, sanitizers, etc..... | | 325611-16 | 06/07 | 109.6 | 109.6 | 112.8 | 3.0 | 2.9 |
| Commercial, industrial, and institutional soaps, excluding specialty cleaners..... | | 325611-17 | 06/07 | 106.9 | 107.8 | 107.8 | 1.1 | 0.0 |
| Household detergents..... | | 325611-4 | 06/83 | 139.2 | 138.0 | 137.1 | -2.8 | -0.7 |
| Soaps, excluding specialty cleaners, household..... | | 325611-7 | 06/83 | 172.1 | 173.4 | 173.3 | 0.7 | -0.1 |
| Secondary products and miscellaneous receipts..... | | 325611-SM | | | | | | |
| Miscellaneous receipts..... | | 325611-M | 06/83 | 163.3 | 163.0 | 163.9 | -0.2 | 0.6 |
| Secondary products..... | | 325611-S | 06/83 | 184.9 | 180.0 | 184.9 | -0.7 | 2.7 |
| Polish and other sanitation good manufacturing..... | 325612 | | 06/83 | 174.3 | 174.5 | 174.3 | -0.2 | -0.1 |
| Primary products..... | | 325612-P | 06/83 | 172.6 | 172.4 | 172.1 | -0.5 | -0.2 |
| Specialty cleaning and sanitation products (including household bleaches)..... | | 325612-5 | 06/83 | 163.7 | 163.5 | 163.4 | -0.1 | -0.1 |
| Household bleaches, disinfectants, and laundry fabric softeners..... | | 325612-5T | 06/07 | 110.5 | 110.4 | 110.4 | 0.2 | 0.0 |
| Air and room fresheners..... | | 325612-53 | 06/83 | 141.1 | 141.1 | 141.1 | 0.9 | 0.0 |
| Specialty cleaning and sanitation products..... | | 325612-54 | 06/89 | 149.3 | 148.9 | 148.8 | -0.6 | -0.1 |
| Polishing preparations and related products..... | | 325612-7 | 06/83 | 192.7 | 192.7 | 191.9 | -1.1 | -0.4 |
| Secondary products and miscellaneous receipts..... | | 325612-SM | | | | | | |
| Miscellaneous receipts..... | | 325612-M | 06/83 | 140.0 | 140.8 | 140.9 | 0.9 | 0.1 |
| Secondary products..... | | 325612-S | 06/83 | 199.5 | 199.7 | 200.0 | -0.2 | 0.2 |
| Surface active agent manufacturing..... | 325613 | | 12/83 | 198.3 | 197.2 | 197.7 | -6.3 | 0.3 |
| Primary products..... | | 325613-P | 12/83 | 213.5 | 212.2 | 212.9 | -6.1 | 0.3 |
| Surfactants, finishing agents, and assistants..... | | 325613-0 | 12/83 | 213.5 | 212.2 | 212.9 | -6.1 | 0.3 |
| Textile and leather assistants and finishes..... | | 325613-01 | 12/83 | 166.9 | 165.4 | 166.6 | -3.0 | 0.7 |
| Surfactants (bulk surface active agents)..... | | 325613-02 | 12/83 | 224.4 | 223.5 | 223.6 | -8.1 | 0.0 |
| Secondary products and miscellaneous receipts..... | | 325613-SM | | | | | | |
| Secondary products..... | | 325613-S | 12/83 | 155.7 | — | — | — | — |
| Toilet preparation mfg..... | 32562 | | 12/03 | 104.8 | 104.8 | 105.1 | 0.6 | 0.3 |
| Toilet preparation manufacturing..... | 325620 | | 03/80 | 190.7 | 190.6 | 191.2 | 0.6 | 0.3 |
| Primary products..... | | 325620-P | 03/80 | 190.8 | 190.8 | 191.4 | 0.7 | 0.3 |
| Denifrices, mouthwashes, gargles, and rinses..... | | 325620-A | 12/03 | 99.6 | 99.6 | 99.6 | 0.0 | 0.0 |
| Creams, lotions and oils (excl. shaving, hair, and deodorant)..... | | 325620-D | 03/80 | 193.6 | 193.7 | 195.2 | 1.8 | 0.8 |
| Creams, excluding shaving..... | | 325620-D1 | 06/07 | 98.3 | 98.4 | 98.4 | 0.9 | 0.0 |
| Lotions and oils..... | | 325620-D2 | 06/07 | 96.9 | 96.9 | 99.0 | 3.3 | 2.2 |
| Other cosmetics and toilet preparations..... | | 325620-G | 06/99 | 103.6 | 103.6 | 103.6 | 0.2 | 0.0 |
| Cosmetics..... | | 325620-G1 | 06/07 | 93.0 | 93.0 | 93.0 | 0.4 | 0.0 |
| Other cosmetics and toilet preparations..... | | 325620-G4 | 06/07 | 104.6 | 104.6 | 104.6 | 0.0 | 0.0 |
| Shaving preparations..... | | 325620-1 | 03/80 | 180.0 | 180.0 | 180.0 | 0.0 | 0.0 |
| Perfumes, toilet waters, and colognes..... | | 325620-4 | 03/80 | 205.7 | 205.7 | 205.7 | 0.0 | 0.0 |
| Hair preparations (including shampoos)..... | | 325620-7 | 03/80 | 198.4 | 198.3 | 199.6 | 0.9 | 0.7 |
| Hair preparations (including shampoos)..... | | 325620-71 | 06/07 | 103.4 | 103.0 | 103.4 | 0.3 | 0.4 |
| Hair tonics, including hair and scalp conditioners..... | | 325620-72 | 06/07 | 104.8 | 105.1 | 106.1 | 1.7 | 1.0 |
| Secondary products and miscellaneous receipts..... | | 325620-SM | | | | | | |
| Miscellaneous receipts..... | | 325620-M | 03/80 | 124.4 | 124.4 | 124.4 | 0.0 | 0.0 |

See footnotes at end of table.

Table 5. Producer price indexes for the net output of selected industries and their products, not seasonally adjusted — Continued

| Industry and product ¹ | Industry code | Product code | Index base | Index | | | Percent change to Apr. 2010 from: | |
|---|---------------|--------------|------------|------------------------|------------------------|------------------------|-----------------------------------|-----------|
| | | | | Dec. 2009 ² | Mar. 2010 ² | Apr. 2010 ² | Apr. 2009 | Mar. 2010 |
| Toilet preparation manufacturing - Continued | | | | | | | | |
| Secondary products..... | | 325620-S | 03/80 | 310.2 | 309.4 | 309.6 | -0.1 | 0.1 |
| Other chemical product & preparation mfg..... | 3259 | | 12/03 | 127.0 | 127.6 | 127.9 | -0.5 | 0.2 |
| Printing ink mfg..... | 32591 | | 12/03 | 131.1 | 131.2 | 131.5 | -0.8 | 0.2 |
| Printing ink manufacturing..... | 325910 | | 06/84 | 175.7 | 175.8 | 176.2 | -0.8 | 0.2 |
| Primary products..... | | 325910-P | 06/84 | 176.6 | 176.6 | 177.0 | -1.0 | 0.2 |
| Flexographic printing inks..... | | 325910-A | 06/84 | 173.8 | 173.7 | 173.8 | -1.1 | 0.1 |
| All other printing inks..... | | 325910-H | 06/84 | 177.0 | 177.0 | 178.5 | 1.0 | 0.8 |
| Letterpress printing inks..... | | 325910-1 | 06/84 | 200.1 | 200.1 | 200.1 | 0.0 | 0.0 |
| Gravure printing inks..... | | 325910-7 | 06/84 | 152.8 | 152.9 | 152.8 | 0.2 | -0.1 |
| Lithographic and offset printing inks..... | | 325910-9 | 06/84 | 185.3 | 185.3 | 185.3 | 0.3 | 0.0 |
| Secondary products and miscellaneous receipts..... | | 325910-SM | | | | | | |
| Miscellaneous receipts..... | | 325910-M | 06/84 | 176.3 | 177.8 | 179.1 | 2.3 | 0.7 |
| Secondary products..... | | 325910-S | 06/84 | 123.8 | 124.4 | 123.8 | 2.1 | -0.5 |
| Explosives mfg..... | 32592 | | 12/06 | 102.7 | 109.0 | 105.3 | -6.1 | -3.4 |
| Explosives manufacturing..... | 325920 | | 12/80 | 261.0 | 277.0 | 267.6 | -6.2 | -3.4 |
| Primary products..... | | 325920-P | 12/80 | 231.1 | 242.1 | 234.3 | -9.5 | -3.2 |
| Explosives..... | | 325920-0 | 12/80 | 232.6 | 243.7 | 235.8 | -9.5 | -3.2 |
| Secondary products and miscellaneous receipts..... | | 325920-SM | | | | | | |
| Miscellaneous receipts..... | | 325920-M | 12/80 | 388.1 | 438.4 | 420.4 | 13.5 | -4.1 |
| All other chemical product & preparation mfg..... | 32599 | | 12/03 | 127.0 | 127.5 | 127.9 | -0.2 | 0.3 |
| Custom compounding of purchased resins..... | 325991 | | 06/93 | 139.3 | 143.2 | 143.5 | 3.4 | 0.2 |
| Primary products..... | | 325991-P | 06/93 | 143.1 | 147.0 | 147.2 | 3.7 | 0.1 |
| Custom compounding of purchased resins and color concentrates..... | | 325991-1 | 06/93 | 143.1 | 147.0 | 147.2 | 3.7 | 0.1 |
| Custom compounding of purchased resins..... | | 325991-11 | 06/93 | 146.0 | 149.8 | 150.0 | 3.4 | 0.1 |
| Plastics color concentrates..... | | 325991-12 | 06/93 | 134.2 | 138.7 | - | - | - |
| Secondary products and miscellaneous receipts..... | | 325991-SM | | | | | | |
| Photographic film and chemical manufacturing..... | 325992 | | 12/03 | 105.3 | 105.3 | 105.4 | -3.3 | 0.1 |
| Primary products..... | | 325992-P | 12/03 | 107.1 | 107.1 | 107.2 | -5.3 | 0.1 |
| Photographic sensitized film, plates, paper and cloth..... | | 325992-T | 06/07 | 102.8 | 102.8 | 102.8 | -6.5 | 0.0 |
| Prepared photographic chemicals..... | | 325992-5 | 12/83 | 77.8 | 77.8 | 78.0 | 0.1 | 0.3 |
| Secondary products and miscellaneous receipts..... | | 325992-SM | | | | | | |
| Miscellaneous receipts..... | | 325992-M | 12/03 | 99.8 | 99.8 | - | - | - |
| Other miscellaneous chemical product mfg..... | 325998 | | 06/85 | 207.4 | 206.3 | 207.5 | 0.1 | 0.6 |
| Primary products..... | | 325998-P | 06/85 | 201.4 | 200.2 | 201.5 | 0.2 | 0.6 |
| Water treating compounds..... | | 325998-A | 06/85 | 183.6 | 182.2 | 182.1 | -2.6 | -0.1 |
| Automotive chemicals..... | | 325998-E | 12/03 | 135.6 | 135.0 | 135.3 | -0.1 | 0.2 |
| All other chemical preparations, including essential oils and waterproofing compounds..... | | 325998-J | 06/85 | 210.3 | 209.0 | 211.3 | 1.0 | 1.1 |
| Evaporated salt, (bulk, pressed blocks, and packaged), excluding table salt..... | | 325998-1 | 06/85 | 175.8 | 175.7 | - | - | - |
| Secondary products and miscellaneous receipts..... | | 325998-SM | | | | | | |
| Miscellaneous receipts..... | | 325998-M | 12/03 | 156.7 | 158.7 | 158.5 | -0.4 | -0.1 |
| Secondary products..... | | 325998-S | 06/85 | 264.5 | 260.3 | 261.2 | -0.2 | 0.3 |
| Plastics and rubber products mfg..... | 326 | | 12/84 | 162.0 | 164.5 | 165.7 | 3.0 | 0.7 |
| Plastics product mfg..... | 3261 | | 06/93 | 142.9 | 145.5 | 146.3 | 3.0 | 0.5 |
| Unsupported plastics film, sheet, and bag mfg..... | 32611 | | 12/03 | 135.8 | 139.1 | 141.1 | 8.1 | 1.4 |
| Plastics bag manufacturing..... | 326111 | | 12/03 | 139.6 | 143.5 | 146.9 | 6.4 | 2.4 |
| Primary products..... | | 326111-P | 12/03 | 141.1 | 145.1 | 148.5 | 6.2 | 2.3 |
| Single-web film specialty bags, pouches, and liners..... | | 326111-1 | 12/83 | 217.5 | 223.5 | 228.5 | 5.8 | 2.2 |
| Multiweb film/film combination specialty bags, pouches, and liners..... | | 326111-3 | 12/03 | 129.5 | 134.5 | 139.7 | 11.5 | 3.9 |
| Secondary products and miscellaneous receipts..... | | 326111-SM | | | | | | |
| Miscellaneous receipts..... | | 326111-M | 12/03 | 120.7 | 120.8 | 121.2 | -0.8 | 0.3 |
| Secondary products..... | | 326111-S | 12/03 | 132.7 | 137.2 | 140.4 | 10.9 | 2.3 |
| Plastics packaging film and sheet mfg..... | 326112 | | 12/03 | 113.4 | 118.7 | 124.6 | 10.4 | 5.0 |
| Primary products..... | | 326112-P | 12/03 | 115.8 | 121.2 | 126.7 | 9.6 | 4.5 |
| Single-web film, rolls, and sheets, including coextruded, for flexible packaging uses..... | | 326112-1 | 12/87 | 163.6 | 173.6 | 185.0 | 15.3 | 6.6 |
| Single-web film, rolls, and sheets, including coextruded, for flexible packaging uses..... | | 326112-11 | 06/07 | 106.8 | 114.4 | 122.6 | 18.3 | 7.2 |
| Coextruded single-web film, for flexible packaging uses..... | | 326112-12 | 06/07 | 97.5 | 98.3 | 101.4 | 0.4 | 3.2 |
| Film/film multiweb laminated rolls and sheets, except foil, for flexible packaging uses..... | | 326112-3 | 12/87 | 153.6 | 156.6 | 157.4 | -1.0 | 0.5 |
| Polypropylene/polypropylene multiweb laminated rolls and sheets, for flexible packaging uses..... | | 326112-31 | 06/07 | 104.2 | 106.7 | 107.0 | -0.9 | 0.3 |

See footnotes at end of table.

Table 5. Producer price indexes for the net output of selected industries and their products, not seasonally adjusted — Continued

| Industry and product ¹ | Industry code | Product code | Index base | Index | | | Percent change to Apr. 2010 from: | |
|--|---------------|--------------|------------|------------------------|------------------------|------------------------|-----------------------------------|-----------|
| | | | | Dec. 2009 ² | Mar. 2010 ² | Apr. 2010 ² | Apr. 2009 | Mar. 2010 |
| Plastics packaging film and sheet mfg - Continued | | | | | | | | |
| All metalized film/film multiweb laminated rolls and sheets, for flexible packaging uses..... | | 326112-34 | 06/07 | 100.7 | 102.1 | 102.9 | -1.1 | 0.8 |
| Secondary products and miscellaneous receipts..... | | 326112-SM | | | | | | |
| Secondary products..... | | 326112-S | 12/03 | 104.8 | 109.7 | 111.9 | 9.7 | 2.0 |
| Nonpackaging plastics film and sheet mfg..... | 326113 | | 06/93 | 167.9 | 170.3 | 169.9 | 8.4 | -0.2 |
| Primary products..... | | 326113-P | 12/82 | 204.0 | 206.7 | 206.4 | 6.9 | -0.1 |
| Unlaminated plastics film and sheet, excluding packaging... | | 326113-0 | 12/82 | 204.0 | 206.7 | 206.4 | 6.9 | -0.1 |
| Unlaminated polyethylene and polypropylene film and sheet..... | | 326113-0T | 06/07 | 116.8 | 119.8 | 117.5 | 11.5 | -1.9 |
| Unlaminated vinyl and vinyl copolymer film and sheet.... | | 326113-03 | 06/93 | 149.4 | 150.0 | 151.2 | 1.6 | 0.8 |
| Other unlaminated plastics film and sheet..... | | 326113-04 | 06/93 | 151.2 | 151.5 | 153.8 | 4.4 | 1.5 |
| Secondary products and miscellaneous receipts..... | | 326113-SM | | | | | | |
| Secondary products..... | | 326113-S | 06/93 | 130.9 | 134.0 | 133.2 | 19.5 | -0.6 |
| Plastics pipe/fitting/unsupported shapes mfg..... | 32612 | | 12/03 | 142.5 | 148.7 | 150.8 | 6.8 | 1.4 |
| Unlaminated plastics profile shape mfg..... | 326121 | | 06/93 | 129.1 | 129.1 | 128.9 | 0.9 | -0.2 |
| Primary products..... | | 326121-P | 12/82 | 167.3 | 167.2 | 166.9 | 0.7 | -0.2 |
| Unlaminated plastics profile shapes..... | | 326121-0 | 12/82 | 167.3 | 167.2 | 166.9 | 0.7 | -0.2 |
| Secondary products and miscellaneous receipts..... | | 326121-SM | | | | | | |
| Secondary products..... | | 326121-S | 06/93 | 153.3 | 153.9 | 153.9 | 1.9 | 0.0 |
| Plastics pipe and pipe fitting manufacturing..... | 326122 | | 06/93 | 201.8 | 216.1 | 221.1 | 10.6 | 2.3 |
| Primary products..... | | 326122-P | 12/82 | 192.9 | 207.0 | 212.0 | 10.7 | 2.4 |
| Plastics pipe..... | | 326122-1 | 12/82 | 195.2 | 211.4 | 216.6 | 11.4 | 2.5 |
| Plastics drain, waste and vent pipe..... | | 326122-11 | 06/87 | 136.6 | 153.3 | 156.6 | 10.9 | 2.2 |
| Plastics water pipe..... | | 326122-13 | 06/87 | 164.2 | 173.3 | 176.2 | 11.3 | 1.7 |
| Plastics industrial and mining pipe (incl. chemical processing, food processing)..... | | 326122-15 | 06/93 | 413.8 | 427.7 | 427.7 | 0.1 | 0.0 |
| Plastics sewer pipe..... | | 326122-16 | 06/87 | 133.6 | 157.4 | 174.6 | 34.3 | 10.9 |
| Plastics oil and gas pipe..... | | 326122-17 | 07/93 | 112.5 | 112.5 | 132.9 | 16.0 | 18.1 |
| Other plastics pipe..... | | 326122-19 | 07/87 | 236.4 | 285.3 | 291.7 | 36.9 | 2.2 |
| Plastics pipe fittings and unions..... | | 326122-3 | 12/03 | 153.1 | 154.8 | 157.6 | 6.0 | 1.8 |
| Secondary products and miscellaneous receipts..... | | 326122-SM | | | | | | |
| Miscellaneous receipts..... | | 326122-M | 12/99 | 111.7 | 117.4 | 122.2 | 14.3 | 4.1 |
| Laminated plastics plate, sheet, and shape mfg..... | 32613 | | 12/03 | 112.6 | 112.6 | 112.8 | -1.1 | 0.2 |
| Laminated plastics plate, sheet, and shapes..... | 326130 | | 06/93 | 140.0 | 140.0 | 140.3 | -1.1 | 0.2 |
| Primary products..... | | 326130-P | 12/82 | 180.5 | 180.5 | 180.5 | -1.2 | 0.0 |
| Plastics laminates (excluding flexible packaging)..... | | 326130-0 | 12/82 | 180.5 | 180.5 | 180.5 | -1.2 | 0.0 |
| Secondary products and miscellaneous receipts..... | | 326130-SM | | | | | | |
| Secondary products..... | | 326130-S | 06/93 | 137.8 | 137.9 | 140.2 | -0.6 | 1.7 |
| Polystyrene foam product mfg..... | 32614 | | 12/03 | 132.8 | 134.1 | 134.2 | -3.8 | 0.1 |
| Polystyrene foam product manufacturing..... | 326140 | | 12/03 | 132.8 | 134.1 | 134.2 | -3.9 | 0.1 |
| Primary products..... | | 326140-P | 12/03 | 134.6 | 135.9 | 136.2 | -2.1 | 0.2 |
| Packaging, polystyrene foam products..... | | 326140-2 | 12/03 | 134.2 | 137.5 | 142.4 | 5.7 | 3.6 |
| Polystyrene foam food containers..... | | 326140-21 | 06/06 | 111.5 | 116.2 | 118.8 | 5.5 | 2.2 |
| Polystyrene foam protective shipping pads/shaped cushioning/other foam packaging supplies..... | | 326140-22 | 06/06 | 120.3 | 120.7 | 127.0 | 6.0 | 5.2 |
| Building and construction polystyrene foam products..... | | 326140-3 | 12/03 | 112.0 | 112.4 | 112.4 | -0.3 | 0.0 |
| Consumer and institutional polystyrene foam products..... | | 326140-5 | 12/82 | 178.4 | 178.4 | 172.1 | -10.5 | -3.5 |
| All other polystyrene foam products incl transportation application uses..... | | 326140-7 | 06/06 | 114.4 | 116.0 | 119.7 | 4.6 | 3.2 |
| Secondary products and miscellaneous receipts..... | | 326140-SM | | | | | | |
| Miscellaneous receipts..... | | 326140-M | 06/04 | 121.6 | 121.8 | 121.8 | -1.4 | 0.0 |
| Secondary products..... | | 326140-S | 05/04 | 115.3 | - | 115.8 | -23.5 | - |
| Foam product (ex polystyrene) mfg..... | 32615 | | 12/03 | 142.1 | 141.9 | 140.0 | 0.8 | -1.3 |
| Urethane and other foam product mfg..... | 326150 | | 12/03 | 142.1 | 141.9 | 140.0 | 0.9 | -1.3 |
| Primary products..... | | 326150-P | 12/03 | 140.7 | 139.7 | 137.6 | 0.2 | -1.5 |
| Transportation polyurethane foam products..... | | 326150-1 | 12/82 | 165.2 | 164.7 | 164.8 | -0.2 | 0.1 |
| Packaging polyurethane foam products..... | | 326150-2 | 12/03 | 145.5 | 145.5 | 145.5 | -0.9 | 0.0 |
| Building and construction polyurethane foam..... | | 326150-3 | 12/03 | 131.0 | 129.3 | 129.3 | 0.8 | 0.0 |
| Furniture and furnishings polyurethane foam products..... | | 326150-4 | 12/82 | 230.7 | 227.9 | 220.2 | 0.8 | -3.4 |
| Consumer and institutional polyurethane foam products.... | | 326150-5 | 12/03 | 137.5 | 137.5 | 137.5 | 4.9 | 0.0 |
| All other miscellaneous polyurethane foam products..... | | 326150-6 | 12/03 | 102.6 | 103.8 | 104.9 | -1.2 | 1.1 |
| Products made of foam other than polystyrene or polyurethane, incl. vinyl..... | | 326150-9 | 12/99 | 117.6 | 117.6 | 117.6 | -2.5 | 0.0 |
| Secondary products and miscellaneous receipts..... | | 326150-SM | | | | | | |
| Secondary products..... | | 326150-S | 12/03 | 159.6 | 162.8 | - | - | - |
| Plastics bottle mfg..... | 32616 | | 12/03 | 112.0 | 114.7 | 118.7 | 1.3 | 3.5 |

See footnotes at end of table.

Table 5. Producer price indexes for the net output of selected industries and their products, not seasonally adjusted — Continued

| Industry and product ¹ | Industry code | Product code | Index base | Index | | | Percent change to Apr. 2010 from: | |
|--|---------------|--------------|------------|------------------------|------------------------|------------------------|-----------------------------------|-----------|
| | | | | Dec. 2009 ² | Mar. 2010 ² | Apr. 2010 ² | Apr. 2009 | Mar. 2010 |
| Plastics bottle manufacturing..... | 326160 | | 06/93 | 126.3 | 129.3 | 133.8 | 1.2 | 3.5 |
| Primary products..... | | 326160-P | 12/82 | 143.4 | 146.8 | 151.6 | 0.6 | 3.3 |
| Plastics bottles..... | | 326160-0 | 06/87 | 136.6 | 139.9 | 144.5 | 0.6 | 3.3 |
| Secondary products and miscellaneous receipts..... | | 326160-SM | | | | | | |
| Other plastics product mfg..... | 32619 | | 12/03 | 120.9 | 122.6 | 122.7 | 1.7 | 0.1 |
| Plastics plumbing fixture manufacturing..... | 326191 | | 06/93 | 138.2 | 138.9 | 137.0 | -0.7 | -1.4 |
| Primary products..... | | 326191-P | 06/93 | 138.3 | 139.0 | 136.9 | -0.7 | -1.5 |
| Plastics plumbing fixtures..... | | 326191-0 | 06/93 | 138.3 | 139.0 | 136.9 | -0.7 | -1.5 |
| Secondary products and miscellaneous receipts..... | | 326191-SM | | | | | | |
| Resilient floor covering manufacturing..... | 326192 | | 12/85 | 173.7 | 173.7 | 173.7 | 0.0 | 0.0 |
| Primary products..... | | 326192-P | 12/85 | 177.8 | 177.8 | 177.7 | -0.1 | -0.1 |
| Resilient floor coverings..... | | 326192-0 | 12/85 | 177.8 | 177.8 | 177.7 | -0.1 | -0.1 |
| Resilient floor covering, sheet flooring, including vinyl and rubber..... | | 326192-0110 | 06/06 | 116.8 | 116.8 | 116.7 | -0.1 | -0.1 |
| Resilient floor covering, tile, incl. vinyl, vinyl composition, no-wax, rubber, etc..... | | 326192-0120 | 06/06 | 109.9 | 109.9 | 109.9 | 0.0 | 0.0 |
| Secondary products and miscellaneous receipts..... | | 326192-SM | | | | | | |
| All other plastics product manufacturing..... | 326199 | | 06/93 | 133.7 | 135.6 | 135.8 | 1.8 | 0.1 |
| Primary products..... | | 326199-P | 06/87 | 157.0 | 159.1 | 159.4 | 1.7 | 0.2 |
| All other reinforced and fiberglass plastics products..... | | 326199-A | 06/93 | 137.5 | 136.8 | 136.9 | -1.6 | 0.1 |
| Consumer, institutional, & commercial fabricated plastics products (excl foam & wire coated)..... | | 326199-B | 06/93 | 132.0 | 134.3 | 134.8 | 2.0 | 0.4 |
| Transportation fabricated plastics products (excluding foam & reinforced plastics)..... | | 326199-1 | 06/93 | 101.5 | 100.8 | 100.8 | 0.1 | 0.0 |
| Electrical & electronic fabricated plastics (excl foam & reinforced plastics)..... | | 326199-2 | 12/82 | 131.6 | 131.8 | 130.9 | 2.0 | -0.7 |
| Industrial machinery plastics products, excl foam (incl gears, bearings, bushings, cams)..... | | 326199-3 | 06/93 | 127.4 | 128.3 | - | - | - |
| Plastics packaging (excluding film and sheet, foam, and bottles)..... | | 326199-4 | 06/93 | 150.3 | 154.1 | 155.3 | 2.8 | 0.8 |
| Plastics dinnerware, tableware, kitchenware, & oven-microwave ware (excluding foam & cups)..... | | 326199-5 | 06/93 | 261.0 | 280.1 | 280.5 | 7.0 | 0.1 |
| Building & construction fabricated plastics products (excl foam, plumbing fixtures, hardware)..... | | 326199-8 | 12/03 | 114.8 | 116.2 | 116.4 | 1.5 | 0.2 |
| Secondary products and miscellaneous receipts..... | | 326199-SM | | | | | | |
| Miscellaneous receipts..... | | 326199-M | 12/99 | 121.5 | 125.9 | 125.2 | 3.5 | -0.6 |
| Secondary products..... | | 326199-S | 06/93 | 138.4 | 140.0 | 140.6 | 3.8 | 0.4 |
| Rubber product mfg..... | 3262 | | 12/03 | 127.9 | 128.8 | 130.3 | 2.9 | 1.2 |
| Tire mfg..... | 32621 | | 06/81 | 145.1 | 145.3 | 148.3 | 4.2 | 2.1 |
| Tire manufacturing, except retreading..... | 326211 | | 06/81 | 145.1 | 145.3 | 148.3 | 4.2 | 2.1 |
| Primary products..... | | 326211-P | 06/81 | 137.1 | 137.6 | 140.6 | 4.5 | 2.2 |
| Solid and semi-pneumatic tires..... | | 326211-D | 12/03 | 125.3 | 125.3 | 128.4 | 0.9 | 2.5 |
| Tread rubber, tire sundries, and repair materials..... | | 326211-H | 06/81 | 192.0 | - | 192.0 | -0.1 | - |
| Passenger car pneumatic tires (casings)..... | | 326211-1 | 06/81 | 133.0 | 131.3 | 134.5 | 4.3 | 2.4 |
| Truck and bus (including off-the-highway) pneumatic tires... Light truck (including off-the-highway) radial pneumatic tires..... | | 326211-3 | 06/81 | 122.4 | 125.8 | 128.6 | 5.5 | 2.2 |
| Other truck and bus pneumatic tires..... | | 326211-31 | 12/04 | 124.5 | 126.4 | 126.4 | 5.5 | 0.0 |
| Industrial and utility pneumatic tires (including garden)..... | | 326211-32 | 12/03 | 126.1 | 131.7 | - | - | - |
| Industrial and utility pneumatic tires (including garden)..... | | 326211-9 | 12/03 | 111.7 | 112.1 | - | - | - |
| Secondary products and miscellaneous receipts..... | | 326211-SM | | | | | | |
| Miscellaneous receipts..... | | 326211-M | 12/03 | 204.8 | 204.8 | - | - | - |
| Rubber and plastics hose and belting..... | 32622 | | 12/03 | 127.9 | 129.8 | 130.9 | 3.4 | 0.8 |
| Rubber and plastics hose and belting mfg..... | 326220 | | 12/81 | 204.6 | 207.6 | 209.4 | 3.4 | 0.9 |
| Primary products..... | | 326220-P | 12/81 | 204.7 | 208.0 | 209.9 | 3.7 | 0.9 |
| Industrial rubber and plastics hose without fittings..... | | 326220-A | 12/04 | 119.5 | 121.1 | 121.3 | 1.9 | 0.2 |
| Rubber and plastics water hose (including fire, irrigation, and other water hose)..... | | 326220-B | 12/04 | 145.5 | 145.9 | 145.9 | 0.6 | 0.0 |
| Rubber and plastics garden hose (with or without fittings)... | | 326220-C | 12/81 | 175.6 | 193.9 | 193.9 | 9.5 | 0.0 |
| Flat rubber and plastics belts and belting..... | | 326220-1 | 12/81 | 240.0 | 244.7 | 246.5 | 5.7 | 0.7 |
| Rubber and plastics transmission belts and belting other than flat..... | | 326220-2 | 12/81 | 164.8 | 164.8 | 164.8 | 0.0 | 0.0 |
| Rubber and plastics inner tube type airhose other than pneumatic power transfer..... | | 326220-7 | 12/04 | 154.6 | 154.6 | - | - | - |
| All other pneumatic and hydraulic hose, made of rubber and other materials..... | | 326220-8 | 12/04 | 124.9 | 125.8 | - | - | - |
| Hose for on- and off-highway motor vehicles (made of rubber and other materials)..... | | 326220-9 | 12/04 | 114.3 | 114.5 | 119.3 | 6.5 | 4.2 |
| Secondary products and miscellaneous receipts..... | | 326220-SM | | | | | | |
| Other rubber product mfg..... | 32629 | | 12/88 | 143.9 | 145.4 | 145.7 | 1.0 | 0.2 |
| Rubber product mfg. for mechanical use..... | 326291 | | 12/88 | 131.2 | 132.3 | 132.4 | 1.5 | 0.1 |

See footnotes at end of table.

Table 5. Producer price indexes for the net output of selected industries and their products, not seasonally adjusted — Continued

| Industry and product ¹ | Industry code | Product code | Index base | Index | | | Percent change to Apr. 2010 from: | |
|--|---------------|--------------|------------|------------------------|------------------------|------------------------|-----------------------------------|-----------|
| | | | | Dec. 2009 ² | Mar. 2010 ² | Apr. 2010 ² | Apr. 2009 | Mar. 2010 |
| Rubber product mfg. for mechanical use - Continued | | | | | | | | |
| Primary products..... | | 326291-P | 12/88 | 128.2 | 129.4 | 129.5 | 1.5 | 0.1 |
| Molded rubber mechanical goods automotive..... | | 326291-1 | 06/83 | 109.6 | 111.6 | 111.6 | 2.4 | 0.0 |
| Molded rubber mechanical goods, transportation (excl. automotive) & off-hwy machinery & equip..... | | 326291-2 | 12/03 | 120.8 | 120.8 | 120.8 | 1.3 | 0.0 |
| Other molded rubber mechanical goods..... | | 326291-3 | 12/03 | 119.8 | 119.3 | 119.9 | 0.7 | 0.5 |
| Extruded rubber mechanical goods, automotive, excluding tubing..... | | 326291-4 | 06/83 | 80.7 | 80.7 | 80.6 | -0.1 | -0.1 |
| Other extruded rubber mechanical goods (excluding automotive)..... | | 326291-5 | 12/03 | 118.9 | 118.9 | 118.9 | 0.0 | 0.0 |
| Secondary products and miscellaneous receipts..... | | 326291-SM | | | | | | |
| Secondary products..... | | 326291-S | 06/83 | 171.6 | 171.9 | 171.9 | 0.9 | 0.0 |
| All other rubber product manufacturing..... | 326299 | | 06/83 | 168.7 | 170.9 | 171.5 | 0.8 | 0.4 |
| Primary products..... | | 326299-P | 06/83 | 168.2 | 170.6 | 171.4 | 1.4 | 0.5 |
| Rubber druggist and medical sundries, excluding household gloves..... | | 326299-A | 12/03 | 119.5 | 119.0 | 119.0 | 0.4 | 0.0 |
| All other miscellaneous rubber goods..... | | 326299-B | 06/83 | 163.5 | 163.8 | 164.8 | 4.0 | 0.6 |
| Rubber sponge, expanded and foam rubber products..... | | 326299-1 | 06/83 | 169.8 | 169.8 | 169.6 | -1.3 | -0.1 |
| Rubber floor and wall coverings..... | | 326299-3 | 06/83 | 147.0 | 147.1 | 147.1 | 0.9 | 0.0 |
| Rubber compounds or mixtures for sale or interplant transfer..... | | 326299-6 | 06/83 | 168.6 | 177.6 | 179.8 | 4.5 | 1.2 |
| All other industrial rubber products..... | | 326299-7 | 06/83 | 187.0 | 186.1 | 186.4 | -1.6 | 0.2 |
| Secondary products and miscellaneous receipts..... | | 326299-SM | | | | | | |
| Miscellaneous receipts..... | | 326299-M | 06/83 | 194.4 | 194.6 | 194.8 | -3.0 | 0.1 |
| Secondary products..... | | 326299-S | 06/83 | 157.3 | 159.3 | 158.6 | 0.0 | -0.4 |
| Nonmetallic mineral product manufacturing..... | 327 | | 12/84 | 172.1 | 172.5 | 171.9 | -1.8 | -0.3 |
| Clay product and refractory manufacturing..... | 3271 | | 12/03 | 119.7 | 120.2 | 119.9 | 0.7 | -0.2 |
| Pottery, ceramics, and plumbing fixture mfg..... | 32711 | | 12/84 | 169.7 | 171.8 | 170.8 | 1.9 | -0.6 |
| Vitreous china plumbing fixture manufacturing..... | 327111 | | 06/85 | 137.0 | 135.3 | 137.3 | 0.2 | 1.5 |
| Primary products..... | | 327111-P | 06/85 | 122.4 | 122.6 | 124.9 | 2.0 | 1.9 |
| Vitreous plumbing fixtures..... | | 327111-0 | 12/03 | 99.4 | 99.6 | 101.5 | 2.1 | 1.9 |
| Secondary products and miscellaneous receipts..... | | 327111-SM | | | | | | |
| Vitreous china and earthenware articles mfg..... | 327112 | | 12/03 | 109.9 | 111.5 | 111.2 | 1.5 | -0.3 |
| Primary products..... | | 327112-P | 12/03 | 111.4 | 113.2 | 112.8 | 1.3 | -0.4 |
| Vitreous china, porcelain, and earthenware table and kitchenware..... | | 327112-1 | 12/06 | 105.3 | 106.0 | 105.9 | 0.9 | -0.1 |
| All other pottery products (including china decorated for the trade)..... | | 327112-2 | 12/06 | 103.7 | 105.9 | 105.5 | 1.7 | -0.4 |
| Secondary products and miscellaneous receipts..... | | 327112-SM | | | | | | |
| Secondary products..... | | 327112-S | 12/03 | 105.9 | 107.4 | - | - | - |
| Porcelain electrical supply manufacturing..... | 327113 | | 12/85 | 193.0 | 200.0 | 194.2 | 4.4 | -2.9 |
| Primary products..... | | 327113-P | 12/85 | 193.9 | 195.0 | 195.3 | 4.7 | 0.2 |
| Porcelain electrical supplies, steatite, and other ceramic electrical products..... | | 327113-0 | 12/03 | 122.2 | 122.8 | 123.0 | 4.7 | 0.2 |
| Secondary products and miscellaneous receipts..... | | 327113-SM | | | | | | |
| Clay building material and refractories mfg..... | 32712 | | 12/03 | 125.7 | 125.6 | 125.7 | -0.1 | 0.1 |
| Brick and structural clay tile manufacturing..... | 327121 | | 12/84 | 191.8 | 192.3 | 191.1 | -1.0 | -0.6 |
| Primary products..... | | 327121-P | 12/84 | 193.5 | 194.0 | 192.8 | -1.0 | -0.6 |
| Building or common brick..... | | 327121-01 | 12/84 | 193.7 | 194.2 | 192.8 | -1.1 | -0.7 |
| Glazed brick and other brick (paving, floor, and sewer)..... | | 327121-02 | 12/04 | 122.7 | 122.9 | 122.9 | 0.2 | 0.0 |
| Secondary products and miscellaneous receipts..... | | 327121-SM | | | | | | |
| Miscellaneous receipts..... | | 327121-M | 12/84 | 179.9 | - | 179.9 | 0.0 | - |
| Ceramic wall and floor tile manufacturing..... | 327122 | | 06/85 | 93.9 | 91.9 | 93.0 | 0.9 | 1.2 |
| Primary products..... | | 327122-P | 06/85 | 98.8 | 96.6 | 97.8 | 0.8 | 1.2 |
| Ceramic wall and floor tile..... | | 327122-0 | 06/85 | 98.8 | 96.6 | 97.8 | 0.8 | 1.2 |
| Secondary products and miscellaneous receipts..... | | 327122-SM | | | | | | |
| Miscellaneous receipts..... | | 327122-M | 06/91 | 46.7 | 46.5 | 46.5 | 0.6 | 0.0 |
| Other structural clay product manufacturing..... | 327123 | | 12/85 | 196.3 | 196.3 | 196.3 | 0.3 | 0.0 |
| Primary products..... | | 327123-P | 12/85 | 201.6 | 201.6 | 201.6 | 0.0 | 0.0 |
| Vitrified clay sewer pipe and fittings..... | | 327123-1 | 12/85 | 185.0 | 185.0 | 185.0 | 0.0 | 0.0 |
| All other structural clay products, except clay refractories, n.e.c..... | | 327123-4 | 12/85 | 193.8 | 193.8 | 193.8 | 0.1 | 0.0 |
| Secondary products and miscellaneous receipts..... | | 327123-SM | | | | | | |
| Clay refractory manufacturing..... | 327124 | | 12/85 | 243.5 | 243.8 | 243.7 | 0.1 | 0.0 |
| Primary products..... | | 327124-P | 12/85 | 239.9 | 240.2 | 240.2 | 0.1 | 0.0 |
| Clay refractories..... | | 327124-0 | 12/04 | 145.3 | 145.5 | 145.5 | 0.1 | 0.0 |
| Secondary products and miscellaneous receipts..... | | 327124-SM | | | | | | |
| Miscellaneous receipts..... | | 327124-M | 12/04 | 110.9 | - | 110.9 | 1.5 | - |

See footnotes at end of table.

Table 5. Producer price indexes for the net output of selected industries and their products, not seasonally adjusted — Continued

| Industry and product ¹ | Industry code | Product code | Index base | Index | | | Percent change to Apr. 2010 from: | |
|--|---------------|--------------|------------|------------------------|------------------------|------------------------|-----------------------------------|-----------|
| | | | | Dec. 2009 ² | Mar. 2010 ² | Apr. 2010 ² | Apr. 2009 | Mar. 2010 |
| Nonclay refractory manufacturing..... | 327125 | | 12/85 | 172.9 | 174.1 | 174.7 | 0.0 | 0.3 |
| Primary products..... | | 327125-P | 12/85 | 180.0 | 181.4 | 182.1 | -0.2 | 0.4 |
| Nonclay refractory manufacturing..... | | 327125-0 | 12/04 | 126.8 | 127.7 | 128.3 | -0.2 | 0.5 |
| Secondary products and miscellaneous receipts..... | | 327125-SM | | | | | | |
| Miscellaneous receipts..... | | 327125-M | 02/93 | 123.9 | 123.9 | 123.9 | 2.0 | 0.0 |
| Secondary products..... | | 327125-S | 12/85 | 137.1 | — | 138.3 | -0.6 | — |
| Glass and glass product manufacturing..... | 3272 | | 12/03 | 109.4 | 109.1 | 108.8 | -1.7 | -0.3 |
| Glass and glass product manufacturing..... | 32721 | | 12/03 | 109.4 | 109.1 | 108.8 | -1.7 | -0.3 |
| Flat glass manufacturing..... | 327211 | | 12/80 | 93.2 | 94.1 | 89.1 | -7.5 | -5.3 |
| Primary products..... | | 327211-P | 12/80 | 92.8 | 93.9 | 88.7 | -7.7 | -5.5 |
| Flat glass (float, sheet, and plate), made by flat glass producers..... | | 327211-1 | 12/80 | 98.8 | 100.2 | 92.9 | -11.0 | -7.3 |
| Secondary products and miscellaneous receipts..... | | 327211-SM | | | | | | |
| Other pressed and blown glass and glassware..... | 327212 | | 06/83 | 134.0 | 131.5 | 133.6 | 0.5 | 1.6 |
| Primary products..... | | 327212-P | 06/83 | 133.1 | 130.5 | 132.7 | 0.5 | 1.7 |
| Machine-made pressed and blown table, kitchen, art, and novelty glassware..... | | 327212-A | 06/83 | 189.4 | 190.7 | 190.7 | -0.1 | 0.0 |
| Machine-made pressed and blown lighting, automotive, and electronic glassware..... | | 327212-5 | 06/83 | 121.5 | — | — | — | — |
| All other machine-made pressed and blown glassware, made by glass producers..... | | 327212-7 | 12/04 | 106.2 | 107.6 | 107.6 | 1.3 | 0.0 |
| Glass fiber mat, textile-type, made by establishments producing glass..... | | 327212-8 | 06/83 | 85.4 | 82.8 | 83.6 | -3.5 | 1.0 |
| Handmade pressed and blown glass and glassware, made by glass producers..... | | 327212-9 | 12/04 | 110.0 | — | 110.0 | 0.0 | — |
| Secondary products and miscellaneous receipts..... | | 327212-SM | | | | | | |
| Glass container manufacturing..... | 327213 | | 06/82 | 176.8 | 177.0 | 178.6 | 0.5 | 0.9 |
| Primary products..... | | 327213-P | 06/82 | 177.4 | 177.6 | 179.3 | 0.6 | 1.0 |
| Glass containers (including value of packaging)..... | | 327213-0 | 12/03 | 127.6 | 127.8 | 128.9 | 0.5 | 0.9 |
| Glass product mfg. made of purchased glass..... | 327215 | | 06/83 | 141.3 | 141.2 | 140.1 | -2.6 | -0.8 |
| Primary products..... | | 327215-P | 06/83 | 138.5 | 138.4 | 137.3 | -2.7 | -0.8 |
| Other glass products, made from purchased glass..... | | 327215-B | 06/83 | 129.9 | 130.0 | 128.4 | -3.8 | -1.2 |
| Machine-made pressed & blown table, kitchen, art & novelty glassware, made from purchased glass..... | | 327215-1 | 12/04 | 101.9 | 101.9 | 101.9 | 1.5 | 0.0 |
| All other machine-made pressed and blown glassware, made from purchased glass..... | | 327215-2 | 12/04 | 106.3 | 105.1 | 105.0 | -0.9 | -0.1 |
| Handmade pressed and blown glassware, made from purchased glass..... | | 327215-4 | 12/04 | 106.8 | — | 106.8 | 1.4 | — |
| Mirrors (decorated and undecorated), made from purchased glass..... | | 327215-9 | 06/83 | 156.7 | 156.0 | 157.0 | -0.4 | 0.6 |
| Secondary products and miscellaneous receipts..... | | 327215-SM | | | | | | |
| Miscellaneous receipts..... | | 327215-M | 12/83 | 202.8 | 200.3 | 198.2 | -3.7 | -1.0 |
| Secondary products..... | | 327215-S | 06/83 | 171.8 | 172.1 | 172.4 | 0.3 | 0.2 |
| Cement and concrete product manufacturing..... | 3273 | | 12/03 | 136.1 | 135.9 | 135.1 | -2.7 | -0.6 |
| Cement manufacturing..... | 32731 | | 06/82 | 198.5 | 199.1 | 196.2 | -6.3 | -1.5 |
| Cement manufacturing..... | 327310 | | 06/82 | 198.5 | 199.1 | 196.2 | -6.3 | -1.5 |
| Primary products..... | | 327310-P | 06/82 | 197.2 | 197.8 | 194.8 | -6.5 | -1.5 |
| Cement, hydraulic..... | | 327310-0 | 06/89 | 194.9 | 195.6 | 192.6 | -6.5 | -1.5 |
| Normal portland cement ASTM type I, hydraulic..... | | 327310-01 | 12/03 | 130.5 | 131.6 | 128.1 | -7.6 | -2.7 |
| Portland cement ASTM type II, hydraulic..... | | 327310-02 | 06/05 | 110.5 | 110.3 | 109.2 | -5.9 | -1.0 |
| Other portland hydraulic cement..... | | 327310-03 | 06/05 | 117.0 | 115.5 | 113.6 | -6.3 | -1.6 |
| Other cement..... | | 327310-04 | 12/03 | 144.6 | 145.0 | 148.9 | -1.9 | 2.7 |
| Secondary products and miscellaneous receipts..... | | 327310-SM | | | | | | |
| Ready-mix concrete manufacturing..... | 32732 | | 12/03 | 141.2 | 140.1 | 139.0 | -3.3 | -0.8 |
| Ready-mix concrete manufacturing..... | 327320 | | 06/81 | 219.0 | 217.3 | 215.4 | -3.4 | -0.9 |
| Primary products..... | | 327320-P | 06/81 | 216.4 | 214.6 | 213.2 | -3.2 | -0.7 |
| Ready-mix concrete..... | | 327320-0 | 06/81 | 216.4 | 214.6 | 213.2 | -3.2 | -0.7 |
| Secondary products and miscellaneous receipts..... | | 327320-SM | | | | | | |
| Miscellaneous receipts..... | | 327320-M | 06/81 | 229.6 | 229.6 | 217.3 | -6.3 | -5.4 |
| Secondary products..... | | 327320-S | 06/81 | 258.1 | 257.5 | 257.0 | -2.1 | -0.2 |
| Concrete pipe, brick, and block manufacturing..... | 32733 | | 12/03 | 126.3 | 126.5 | 126.4 | -2.5 | -0.1 |
| Concrete block and brick manufacturing..... | 327331 | | 06/81 | 217.4 | 217.3 | 216.4 | -0.8 | -0.4 |
| Primary products..... | | 327331-P | 06/81 | 227.2 | 227.5 | 226.2 | -0.5 | -0.6 |
| Concrete block and brick..... | | 327331-0 | 12/06 | 107.7 | 107.9 | 107.3 | -0.5 | -0.6 |
| Structural block, lightweight units (weighing less than 105 lb/cubic ft.) (dry weight)..... | | 327331-01 | 06/81 | 207.3 | 205.6 | 204.9 | -1.8 | -0.3 |
| Structural blk., mediumweight units (weighing 105 - 124 lbs per cubic foot) (dry weight)..... | | 327331-02 | 06/81 | 253.0 | 253.5 | 255.6 | 2.9 | 0.8 |

See footnotes at end of table.

Table 5. Producer price indexes for the net output of selected industries and their products, not seasonally adjusted — Continued

| Industry and product ¹ | Industry code | Product code | Index base | Index | | | Percent change to Apr. 2010 from: | |
|---|---------------|--------------|------------|------------------------|------------------------|------------------------|-----------------------------------|-----------|
| | | | | Dec. 2009 ² | Mar. 2010 ² | Apr. 2010 ² | Apr. 2009 | Mar. 2010 |
| Concrete block and brick manufacturing - Continued | | | | | | | | |
| Structural block, normalweight units (weighing 125 lbs or more per cubic foot) (dry weight)..... | | 327331-03 | 06/81 | 250.3 | 251.5 | 250.7 | 0.3 | -0.3 |
| Decorative block (such as screen, split, slump, and shadowal block, etc.)..... | | 327331-04 | 06/81 | 205.1 | 207.5 | 202.5 | -1.7 | -2.4 |
| Concrete pavers (including grid, interlocking, etc.)..... | | 327331-05 | 06/81 | 225.1 | 224.9 | 224.3 | -0.8 | -0.3 |
| Concrete brick..... | | 327331-06 | 06/81 | 197.0 | 196.5 | 196.5 | -0.3 | 0.0 |
| Secondary products and miscellaneous receipts..... | | | | | | | | |
| Miscellaneous receipts..... | | 327331-SM | | | | | | |
| | | 327331-M | 06/81 | 183.4 | 183.1 | 183.1 | -0.2 | 0.0 |
| | | 327331-S | 06/81 | 201.2 | 197.3 | 197.1 | -6.5 | -0.1 |
| Concrete pipe manufacturing..... | | | | | | | | |
| Primary products..... | 327332 | 327332-P | 12/03 | 123.7 | 124.5 | 125.1 | -4.9 | 0.5 |
| Concrete pipe..... | | 327332-0 | 12/03 | 124.6 | 126.3 | 126.3 | -5.3 | 0.0 |
| Concrete culvert pipe..... | | 327332-01 | 12/99 | — | 149.5 | 149.5 | 3.9 | 0.0 |
| Concrete storm sewer pipe..... | | 327332-02 | 12/99 | 137.7 | 139.9 | 139.7 | -5.7 | -0.1 |
| Concrete pipe, except concrete culvert and storm sewer pipe..... | | 327332-03 | 06/94 | 169.8 | 172.0 | 172.3 | -8.7 | 0.2 |
| Secondary products and miscellaneous receipts..... | | | | | | | | |
| Miscellaneous receipts..... | | 327332-SM | | | | | | |
| | | 327332-M | 12/79 | 258.8 | 265.8 | 287.3 | -4.0 | 8.1 |
| | | 327332-S | 12/79 | 281.0 | 256.5 | 256.0 | -1.1 | -0.2 |
| Other concrete product manufacturing..... | | | | | | | | |
| | 32739 | | 12/03 | 130.5 | 132.3 | 132.0 | -0.2 | -0.2 |
| Other concrete product manufacturing..... | | | | | | | | |
| | 327390 | | 12/03 | 130.5 | 132.3 | 132.0 | -0.2 | -0.2 |
| Primary products..... | | 327390-P | 12/03 | 129.5 | 131.4 | 131.1 | -0.2 | -0.2 |
| Precast concrete products..... | | 327390-1 | 12/79 | 240.4 | 242.3 | 241.9 | 0.0 | -0.2 |
| Precast concrete slabs and tile, roof and floor units..... | | 327390-11 | 07/85 | 215.2 | 214.7 | 214.8 | -0.6 | 0.0 |
| Precast concrete architectural wall panels..... | | 327390-12 | 11/84 | 197.8 | 198.6 | 198.3 | -1.8 | -0.2 |
| Precast concrete burial vaults and boxes..... | | 327390-13 | 12/79 | 273.4 | 275.7 | 276.0 | 1.0 | 0.1 |
| Precast concrete products, except burial vaults and boxes, slabs, and arch. wall panels..... | | 327390-14 | 12/79 | 227.2 | 229.9 | 229.4 | 0.8 | -0.2 |
| Prestressed concrete products..... | | 327390-4 | 12/79 | 214.3 | 223.0 | 221.7 | -0.9 | -0.6 |
| Prestressed concrete bridge beams and solid and hollow cored slabs and panels..... | | 327390-4T | 06/07 | 88.1 | 91.1 | 90.9 | -4.8 | -0.2 |
| Prestressed concrete products, except bridge beams and solid and hollow cored slabs and panels..... | | 327390-43 | 06/94 | 158.0 | 165.1 | 163.7 | 2.2 | -0.8 |
| Secondary products and miscellaneous receipts..... | | | | | | | | |
| Miscellaneous receipts..... | | 327390-SM | | | | | | |
| | | 327390-M | 12/79 | 378.1 | 382.8 | 384.3 | -1.1 | 0.4 |
| | | 327390-S | 12/79 | 235.5 | 235.5 | 235.6 | 0.0 | 0.0 |
| Lime and gypsum product manufacturing..... | | | | | | | | |
| | 3274 | | 12/03 | 118.7 | 119.6 | 121.5 | -4.1 | 1.6 |
| Lime manufacturing..... | | | | | | | | |
| | 32741 | | 12/03 | 162.1 | 163.4 | 163.1 | 1.1 | -0.2 |
| Lime manufacturing..... | | | | | | | | |
| | 327410 | | 12/85 | 208.4 | 210.1 | 209.7 | 1.0 | -0.2 |
| Primary products..... | | 327410-P | 12/85 | 216.7 | 217.4 | 217.1 | 0.5 | -0.1 |
| Lime..... | | 327410-0 | 12/04 | 157.8 | 158.4 | 158.1 | 0.4 | -0.2 |
| Secondary products and miscellaneous receipts..... | | | | | | | | |
| | | 327410-SM | | | | | | |
| | | 327410-S | 08/92 | 125.8 | 138.7 | 137.1 | 10.6 | -1.2 |
| Gypsum product manufacturing..... | | | | | | | | |
| | 32742 | | 12/03 | 109.1 | 109.8 | 112.3 | -5.7 | 2.3 |
| Gypsum product manufacturing..... | | | | | | | | |
| | 327420 | | 06/81 | 178.6 | 179.9 | 183.8 | -5.8 | 2.2 |
| Primary products..... | | 327420-P | 06/81 | 183.8 | 185.6 | 190.0 | -7.1 | 2.4 |
| Gypsum building materials..... | | 327420-1 | 12/93 | 142.0 | 141.1 | 148.1 | -7.8 | 5.0 |
| Other gypsum products..... | | 327420-5 | 01/00 | 153.7 | — | — | — | — |
| Secondary products and miscellaneous receipts..... | | | | | | | | |
| | | 327420-SM | | | | | | |
| | | 327420-S | 08/95 | 100.9 | — | — | — | — |
| Other nonmetallic mineral products..... | | | | | | | | |
| | 3279 | | 12/84 | 159.8 | 162.4 | 161.9 | 0.2 | -0.3 |
| Abrasive product manufacturing..... | | | | | | | | |
| | 32791 | | 12/03 | 123.5 | 125.3 | 124.7 | -0.6 | -0.5 |
| Abrasive product manufacturing..... | | | | | | | | |
| | 327910 | | 12/80 | 206.2 | 209.1 | 208.2 | -0.6 | -0.4 |
| Primary products..... | | 327910-P | 12/80 | 199.9 | 202.2 | 201.3 | -1.1 | -0.4 |
| Metal abrasives including steel and iron grid, shot, and sand, and other metal abrasives..... | | 327910-A | 12/80 | 146.3 | 146.3 | 146.3 | 0.0 | 0.0 |
| Nonmetallic sized grains, powders, and flour abrasives..... | | 327910-1 | 06/87 | 140.9 | 148.0 | 145.2 | -0.7 | -1.9 |
| Nonmetallic abrasive products (including diamond abrasives)..... | | 327910-4 | 12/80 | 199.5 | 200.5 | 200.5 | 1.3 | 0.0 |
| Nonmetallic vitrified bond, artificial and natural bonded abrasives..... | | 327910-41 | 06/07 | 120.7 | 121.2 | 121.2 | 0.6 | 0.0 |
| Nonmetallic resinoid and shellac bond, artificial and natural bonded abrasives..... | | 327910-42 | 06/07 | 105.2 | 105.8 | 105.8 | 2.8 | 0.0 |
| Diamond wheels, nonmetallic, artificial and natural bonded abrasives..... | | 327910-43 | 06/07 | 109.2 | 110.2 | 110.2 | 1.8 | 0.0 |
| Other nonmetallic artificial & natural abrasive products (except coated abrasives)..... | | 327910-44 | 06/07 | 106.6 | 106.8 | 106.8 | 0.2 | 0.0 |

See footnotes at end of table.

Table 5. Producer price indexes for the net output of selected industries and their products, not seasonally adjusted — Continued

| Industry and product ¹ | Industry code | Product code | Index base | Index | | | Percent change to Apr. 2010 from: | |
|---|---------------|--------------|------------|------------------------|------------------------|------------------------|-----------------------------------|-----------|
| | | | | Dec. 2009 ² | Mar. 2010 ² | Apr. 2010 ² | Apr. 2009 | Mar. 2010 |
| Abrasive product manufacturing - Continued | | | | | | | | |
| Nonmetallic coated abrasive products and buffing wheels, polishing wheels, and laps..... | | 327910-7 | 12/80 | 251.7 | 251.2 | 251.1 | -2.7 | 0.0 |
| Nonmetallic belts, coated or impregnated with any natural or artificial avbrasive material..... | | 327910-71 | 06/07 | 107.6 | 109.6 | 109.5 | 0.4 | -0.1 |
| Nonmetallic shapes, coated or impregnated with any natural or artificial abrasive material..... | | 327910-72 | 06/07 | 105.6 | 104.0 | 104.0 | -4.6 | 0.0 |
| Other nonmetallic coated abrasive products and buffing wheels, polishing wheels, and laps..... | | 327910-73 | 06/07 | 108.7 | 108.7 | 108.7 | -2.4 | 0.0 |
| Secondary products and miscellaneous receipts..... | | 327910-SM | | | | | | |
| Miscellaneous receipts..... | | 327910-M | 12/80 | 266.8 | 279.4 | 278.3 | 5.7 | -0.4 |
| All other nonmetallic mineral product mfg..... | 32799 | | 12/03 | 118.8 | 120.9 | 120.5 | 0.5 | -0.3 |
| Cut stone and stone product manufacturing..... | | | | | | | | |
| Primary products..... | 327991 | 327991-P | 12/84 | 148.8 | 148.8 | 149.9 | 0.4 | 0.7 |
| Dressed dimension granite (including gneiss, syenite, diorite, and cut granite)..... | | 327991-1 | 12/84 | 139.1 | 139.1 | 139.1 | -0.7 | 0.0 |
| Dressed dimension limestone (incl dolomite, travertine, calcareous, & tufa)..... | | 327991-4 | 12/84 | 166.2 | 166.2 | 166.2 | 0.0 | 0.0 |
| Dressed dimension marble and other stone..... | | 327991-7 | 12/84 | 154.4 | 154.4 | 158.8 | 2.8 | 2.8 |
| Secondary products and miscellaneous receipts..... | | 327991-SM | | | | | | |
| Miscellaneous receipts..... | | 327991-M | 02/97 | — | 159.6 | — | — | — |
| Secondary products..... | | 327991-S | 12/84 | 173.5 | 174.1 | 174.6 | 0.6 | 0.3 |
| Ground or treated minerals and earths mfg..... | | | | | | | | |
| Primary products..... | 327992 | 327992-P | 06/85 | 203.5 | 204.3 | 205.0 | 1.9 | 0.3 |
| Minerals and earths, ground or treated..... | | 327992-0 | 06/85 | 203.5 | 204.3 | 205.0 | 1.9 | 0.3 |
| Secondary products and miscellaneous receipts..... | | 327992-SM | | | | | | |
| Mineral wool manufacturing..... | | | | | | | | |
| Primary products..... | 327993 | 327993-P | 12/81 | 142.0 | 147.8 | 146.2 | 0.2 | -1.1 |
| Mineral wool for thermal and acoustical envelope insulation..... | | 327993-1 | 12/81 | 125.8 | 134.0 | 131.6 | 0.1 | -1.8 |
| Mineral wool for industrial, equipment, and appliance insulation..... | | 327993-4 | 12/81 | 167.3 | 166.4 | 166.8 | 0.3 | 0.2 |
| Secondary products and miscellaneous receipts..... | | 327993-SM | | | | | | |
| Miscellaneous nonmetallic mineral products..... | | | | | | | | |
| Primary products..... | 327999 | 327999-P | 12/03 | 126.1 | 126.3 | 126.3 | 0.0 | 0.0 |
| Nonmetallic mineral products, n.e.c..... | | 327999-0 | 12/03 | 126.1 | 126.3 | 126.3 | 0.0 | 0.0 |
| Dry-mixed concrete materials incl. sand, gravel, mortar and cement premixes..... | | 327999-02 | 06/06 | 107.8 | 108.0 | 108.0 | -0.2 | 0.0 |
| Other nonmetallic mineral products..... | | 327999-03 | 06/06 | 104.5 | 104.5 | 104.5 | 0.4 | 0.0 |
| Secondary products and miscellaneous receipts..... | | 327999-SM | | | | | | |
| Secondary products..... | | 327999-S | 12/85 | 199.0 | 199.0 | 197.8 | 0.5 | -0.6 |
| Primary metal mfg..... | | | | | | | | |
| Iron & steel mills & ferroalloy mfg..... | 331 | | 12/84 | 182.2 | 190.6 | 198.4 | 20.5 | 4.1 |
| Iron & steel mills & ferroalloy mfg..... | 3311 | | 12/03 | 143.9 | 157.7 | 166.7 | 28.9 | 5.7 |
| Iron & steel mills & ferroalloy mfg..... | 33111 | | 12/03 | 143.9 | 157.7 | 166.7 | 28.9 | 5.7 |
| Iron and steel mills..... | | | | | | | | |
| Primary products..... | 331111 | 331111-P | 06/82 | 154.3 | 168.8 | 178.9 | 31.1 | 6.0 |
| Steel pipe and tube, made in steel mills producing semifinished shapes or plate..... | | 331111-B | 06/82 | 195.0 | 218.7 | 243.7 | 1.9 | 11.4 |
| Cold rolled steel sheet and strip..... | | 331111-D | 06/82 | 186.5 | 192.9 | 203.1 | 53.9 | 5.3 |
| Cold finished steel bars..... | | 331111-F | 06/82 | 175.5 | 199.8 | 201.6 | 31.8 | 0.9 |
| Steel ingots and semifinished products..... | | 331111-3 | 06/82 | 228.0 | 244.7 | 249.8 | 7.7 | 2.1 |
| Hot rolled steel sheet and strip, including tin mill products... | | 331111-5 | 06/82 | 132.4 | 150.6 | 161.2 | 49.3 | 7.0 |
| Hot rolled steel bars, plates, and structural shapes..... | | 331111-7 | 06/82 | 167.9 | 185.7 | 197.3 | 21.6 | 6.2 |
| Steel wire, made in steel mills producing wire rods or hot rolled bars..... | | 331111-9 | 06/82 | 199.1 | 204.4 | 211.3 | 13.7 | 3.4 |
| Secondary products and miscellaneous receipts..... | | 331111-SM | | | | | | |
| Miscellaneous receipts..... | | 331111-M | 12/97 | 195.1 | 195.1 | 195.1 | -1.4 | 0.0 |
| Ferroalloy and related product manufacturing..... | | | | | | | | |
| Primary products..... | 331112 | 331112-P | 06/83 | — | 222.5 | 227.5 | 11.0 | 2.2 |
| Ferroalloys and related products..... | | 331112-6 | 12/09 | 100.0 | 102.4 | 105.0 | — | 2.5 |
| Secondary products and miscellaneous receipts..... | | 331112-SM1 | | | | | | |
| Steel product mfg from purchased steel..... | | | | | | | | |
| Iron/steel pipe & tube mfg from purch steel..... | 3312 | | 12/03 | 154.8 | 166.9 | 170.5 | 9.5 | 2.2 |
| Iron, steel pipe & tube from purchased steel..... | 33121 | | 12/03 | 166.2 | 181.4 | 189.0 | 17.0 | 4.2 |
| Primary products..... | 331210 | 331210-P | 06/82 | 241.0 | 262.9 | 274.0 | 16.9 | 4.2 |
| Iron and steel pipes and tubes, made from purchased iron and steel..... | | 331210-0 | 06/82 | 241.0 | 262.9 | 274.0 | 16.9 | 4.2 |
| Rolling & drawing of purchased steel..... | 33122 | | 12/03 | 149.1 | 158.9 | 159.3 | 3.1 | 0.3 |

See footnotes at end of table.

Table 5. Producer price indexes for the net output of selected industries and their products, not seasonally adjusted — Continued

| Industry and product ¹ | Industry code | Product code | Index base | Index | | | Percent change to Apr. 2010 from: | |
|---|---------------|--------------|------------|------------------------|------------------------|------------------------|-----------------------------------|-----------|
| | | | | Dec. 2009 ² | Mar. 2010 ² | Apr. 2010 ² | Apr. 2009 | Mar. 2010 |
| Rolled steel shape manufacturing..... | 331221 | | 06/82 | 178.1 | 192.3 | 194.9 | 5.8 | 1.4 |
| Primary products..... | | 331221-P | 06/82 | 162.6 | 177.3 | 179.5 | 10.5 | 1.2 |
| Cold rolled sheets and strip..... | | 331221-1 | 06/82 | 179.6 | 195.8 | 198.8 | 10.0 | 1.5 |
| Cold finished steel bars and bar shapes..... | | 331221-3 | 06/82 | 135.0 | 147.1 | 147.6 | 12.4 | 0.3 |
| Secondary products and miscellaneous receipts..... | | 331221-SM | | | | | | |
| Secondary products..... | | 331221-S | 06/82 | 176.4 | 178.1 | 183.4 | -25.8 | 3.0 |
| Steel wire drawing..... | 331222 | | 06/82 | 183.8 | 192.9 | 190.7 | -0.1 | -1.1 |
| Primary products..... | | 331222-P | 06/82 | 184.5 | 193.3 | 190.3 | -0.9 | -1.6 |
| Other ferrous wire products (excluding springs)..... | | 331222-B | 06/82 | 232.8 | 273.3 | 243.1 | -8.1 | -11.1 |
| Noninsulated ferrous wire rope, cable, & fabricated wire rope assemblies (incl lifting slings)..... | | 331222-1 | 06/82 | 155.3 | - | - | - | - |
| Steel nails, staples, tacks, spikes, and brads..... | | 331222-3 | 06/82 | 224.4 | - | - | - | - |
| Steel wire..... | | 331222-5 | 06/82 | 167.0 | 166.6 | 169.9 | -0.8 | 2.0 |
| Carbon steel wire..... | | 331222-5A | 06/82 | 175.0 | 173.1 | 175.8 | -3.1 | 1.6 |
| Stainless steel wire..... | | 331222-5C | 06/82 | 142.7 | - | - | - | - |
| Steel fencing and fence gates..... | | 331222-7 | 12/04 | 111.5 | 119.2 | 118.8 | -0.8 | -0.3 |
| Secondary products and miscellaneous receipts..... | | 331222-SM | | | | | | |
| Alumina & aluminum production & processing..... | 3313 | | 12/03 | 118.8 | 122.7 | 127.4 | 23.0 | 3.8 |
| Alumina & aluminum production & processing..... | 33131 | | 12/03 | 118.8 | 122.8 | 127.4 | 22.6 | 3.7 |
| Alumina refining..... | 331311 | | 12/03 | - | 125.2 | 123.8 | - | -1.1 |
| Primary products..... | | 331311-P | 12/03 | - | 125.2 | 123.8 | - | -1.1 |
| Aluminum oxide, except natural alumina..... | | 331311-0 | 12/82 | - | 182.5 | 180.5 | - | -1.1 |
| Primary aluminum production..... | 331312 | | 06/80 | 146.1 | - | - | - | - |
| Primary products..... | | 331312-P | 06/80 | 149.7 | - | - | - | - |
| Aluminum ingot, including billet, made in primary aluminum reduction plants..... | | 331312-0 | 06/80 | 149.7 | - | - | - | - |
| Secondary smelting and alloying of aluminum..... | 331314 | | 12/03 | 124.1 | 132.7 | 135.3 | 37.9 | 2.0 |
| Primary products..... | | 331314-P | 06/80 | 131.8 | 141.1 | 145.7 | 46.0 | 3.3 |
| Al ingot, incl pigs, sows & molten metal excl billet, produced in secondary smelters..... | | 331314-1 | 12/03 | - | 127.0 | - | - | - |
| Aluminum extrusion ingot (billet), produced by secondary smelters..... | | 331314-3 | 12/03 | 124.6 | - | - | - | - |
| Secondary products and miscellaneous receipts..... | | 331314-SM | | | | | | |
| Secondary products..... | | 331314-S | 03/95 | 198.3 | - | - | - | - |
| Aluminum sheet, plate and foil manufacturing..... | 331315 | | 06/81 | 164.4 | 171.7 | 178.4 | 19.9 | 3.9 |
| Primary products..... | | 331315-P | 06/81 | 167.0 | 175.6 | 183.5 | 23.5 | 4.5 |
| Aluminum sheet and strip..... | | 331315-A | 06/81 | 166.0 | 175.9 | 184.1 | 25.5 | 4.7 |
| Aluminum plate (.25 in. or thicker)..... | | 331315-1 | 06/81 | 188.8 | 188.3 | - | - | - |
| Plain aluminum foil (under .006 in.)..... | | 331315-5 | 06/81 | 159.6 | 160.0 | - | - | - |
| Secondary products and miscellaneous receipts..... | | 331315-SM | | | | | | |
| Aluminum extruded product manufacturing..... | 331316 | | 12/81 | 168.1 | 170.9 | 174.7 | 13.4 | 2.2 |
| Primary products..... | | 331316-P | 12/81 | 173.0 | 175.8 | 179.7 | 13.3 | 2.2 |
| Extruded aluminum rod, bar, and other extruded shapes..... | | 331316-1 | 12/81 | 179.3 | 182.4 | 186.8 | 14.6 | 2.4 |
| Extruded and drawn aluminum tube..... | | 331316-3 | 12/94 | 97.8 | 98.3 | 99.0 | 3.4 | 0.7 |
| Other aluminum rolling and drawing..... | 331319 | | 12/03 | 136.0 | 139.7 | 143.6 | 13.0 | 2.8 |
| Primary products..... | | 331319-P | 12/03 | - | - | 134.6 | 8.5 | - |
| Rolled aluminum rod and bar (including continuous cast), made in aluminum rolling mills..... | | 331319-3 | 12/03 | 121.6 | 124.3 | - | - | - |
| Secondary products and miscellaneous receipts..... | | 331319-SM | | | | | | |
| Nonferrous (exc alum) production & processing..... | 3314 | | 12/03 | 216.1 | 213.4 | 225.4 | 27.6 | 5.6 |
| Nonferrous metal (except aluminum) smelting and refining..... | 33141 | | 12/03 | 258.5 | 240.6 | 259.6 | 41.5 | 7.9 |
| Nonferrous metal (except aluminum) smelting and refining..... | 331410 | | 12/09 | 100.0 | 93.2 | 100.4 | - | 7.7 |
| Primary products..... | | 331410-P | 12/09 | 100.0 | 92.3 | 100.9 | - | 9.3 |
| Nonferrous metal (except aluminum) smelting and refining..... | | 331410-0 | 12/09 | 100.0 | 92.3 | 100.9 | - | 9.3 |
| Primary smelting and refining of copper..... | | 331410-01 | 06/80 | 275.9 | 261.8 | 298.0 | - | 13.8 |
| All other miscellaneous primary nonferrous metals (excluding aluminum)..... | | 331410-04 | 06/80 | 214.4 | 183.1 | 185.0 | 2.4 | 1.0 |
| Secondary and miscellaneous..... | | 331410-SM | | | | | | |
| Copper rolling/drawing/extruding & alloying..... | 33142 | | 12/03 | 237.3 | 237.9 | 248.8 | 33.4 | 4.6 |
| Copper rolling, drawing and extruding..... | 331421 | | 12/80 | 337.8 | 329.1 | 343.3 | 31.0 | 4.3 |
| Primary products..... | | 331421-P | 12/80 | 361.3 | 350.9 | 367.2 | 30.5 | 4.6 |
| Copper wire, bare and tinned (nonelectrical)..... | | 331421-1 | 12/80 | 343.8 | 354.1 | 378.6 | 66.6 | 6.9 |
| Copper and copper-base alloy rod, bar, and shapes..... | | 331421-3 | 12/80 | 418.9 | 371.8 | 396.9 | 19.5 | 6.8 |
| Copper and copper-base alloy sheet, strip, and plate..... | | 331421-7 | 12/80 | 347.6 | 370.5 | 385.8 | 44.2 | 4.1 |
| Copper and copper-base alloy pipe and tube..... | | 331421-9 | 12/80 | 305.4 | 326.7 | 331.0 | 39.6 | 1.3 |
| Secondary products and miscellaneous receipts..... | | 331421-SM | | | | | | |

See footnotes at end of table.

Table 5. Producer price indexes for the net output of selected industries and their products, not seasonally adjusted — Continued

| Industry and product ¹ | Industry code | Product code | Index base | Index | | | Percent change to Apr. 2010 from: | |
|--|---------------|--------------|------------|------------------------|------------------------|------------------------|-----------------------------------|-----------|
| | | | | Dec. 2009 ² | Mar. 2010 ² | Apr. 2010 ² | Apr. 2009 | Mar. 2010 |
| Copper wire, except mechanical, drawing..... | 331422 | | 12/03 | 200.2 | 210.0 | 222.7 | 40.8 | 6.0 |
| Primary products..... | | 331422-P | 12/03 | 219.6 | 232.1 | 247.7 | 46.8 | 6.7 |
| Copper wire, except mechanical, drawing..... | | 331422-1 | 12/03 | 219.6 | 232.1 | 247.7 | 46.8 | 6.7 |
| Secondary products and miscellaneous receipts..... | | 331422-SM | | | | | | |
| Secondary products..... | | 331422-S | 12/82 | 473.7 | 478.6 | — | — | — |
| Secondary processing of copper..... | 331423 | | 12/03 | 236.3 | 262.6 | 269.2 | 46.5 | 2.5 |
| Primary products..... | | 331423-P | 12/03 | 237.9 | 266.1 | 273.4 | 50.8 | 2.7 |
| Secondary smelting, refining, and alloying of copper..... | | 331423-0 | 06/80 | 342.0 | 382.7 | 393.1 | 50.8 | 2.7 |
| Secondary products and miscellaneous receipts..... | | 331423-SM | | | | | | |
| Other nonferrous roll/draw/extruding/alloying..... | 33149 | | 12/03 | 180.4 | 180.8 | 191.4 | 14.5 | 5.9 |
| Nonferrous metal, except Cu and Al, shaping..... | 331491 | | 12/03 | 165.9 | 167.1 | 180.9 | 9.7 | 8.3 |
| Primary products..... | | 331491-P | 12/03 | 163.2 | 165.1 | 167.0 | 4.5 | 1.2 |
| All other nonferrous metal mill shapes..... | | 331491-D | 06/82 | 215.8 | 214.2 | 210.3 | 37.2 | -1.8 |
| Nickel and nickel-base alloy mill shapes..... | | 331491-2 | 06/82 | 209.0 | — | — | — | — |
| Titanium and titanium-base alloy mill shapes..... | | 331491-3 | 06/82 | 180.7 | 178.0 | 177.0 | -31.4 | -0.6 |
| Secondary products and miscellaneous receipts..... | | 331491-SM | | | | | | |
| Secondary products..... | | 331491-S | 06/82 | 303.7 | 286.4 | 288.0 | -10.5 | 0.6 |
| Secondary processing of other nonferrous..... | 331492 | | 12/03 | 195.1 | 194.5 | 201.0 | 23.3 | 3.3 |
| Primary products..... | | 331492-P | 12/03 | 187.4 | 184.1 | 191.0 | 20.1 | 3.7 |
| Other nonferrous additive alloys..... | | 331492-A | 06/80 | 138.1 | 143.0 | 152.3 | 25.7 | 6.5 |
| Other nonferrous metal powders, paste, & flakes..... | | 331492-1 | 06/85 | 183.4 | 185.5 | 185.4 | 1.0 | -0.1 |
| Secondary lead..... | | 331492-3 | 06/80 | 216.0 | — | 208.0 | 20.5 | — |
| Secondary smelting, refining, and alloying of zinc..... | | 331492-7 | 06/80 | 251.3 | 255.5 | 260.3 | 50.0 | 1.9 |
| Secondary precious metals & precious metal alloys..... | | 331492-9 | 06/80 | 125.4 | 126.5 | 131.2 | 32.7 | 3.7 |
| Secondary products and miscellaneous receipts..... | | 331492-SM | | | | | | |
| Secondary products..... | | 331492-S | 12/03 | 224.2 | 239.4 | 253.0 | 40.4 | 5.7 |
| Foundries..... | 3315 | | 12/03 | 135.1 | 137.3 | 138.9 | 6.1 | 1.2 |
| Ferrous metal foundries..... | 33151 | | 12/84 | 184.7 | 188.7 | 190.7 | 6.2 | 1.1 |
| Iron foundries..... | 331511 | | 12/80 | 212.1 | 217.7 | 220.4 | 7.6 | 1.2 |
| Primary products..... | | 331511-P | 12/80 | 209.8 | 215.7 | 218.9 | 8.2 | 1.5 |
| Pearlitic malleable iron castings..... | | 331511-C | 12/03 | 139.2 | 146.3 | 145.0 | 12.1 | -0.9 |
| Ductile iron pressure pipe and fittings..... | | 331511-1 | 12/80 | 277.9 | 277.5 | 277.6 | 13.7 | 0.0 |
| Other ductile iron castings..... | | 331511-3 | 06/86 | 147.6 | 154.1 | 159.6 | 10.1 | 3.6 |
| Cast iron soil pipe and fittings, all sizes..... | | 331511-7 | 12/03 | 151.0 | 151.1 | 151.0 | -3.1 | -0.1 |
| Other gray iron castings..... | | 331511-9 | 12/03 | 133.2 | 137.7 | 139.3 | 5.8 | 1.2 |
| Secondary products and miscellaneous receipts..... | | 331511-SM | | | | | | |
| Miscellaneous receipts..... | | 331511-M | 12/03 | 151.1 | 151.1 | 151.1 | 4.9 | 0.0 |
| Secondary products..... | | 331511-S | 12/03 | 166.5 | — | 159.8 | -3.7 | — |
| Steel investment foundries..... | 331512 | | 06/81 | 235.4 | 236.3 | 236.0 | 0.5 | -0.1 |
| Steel investment castings..... | | 331512-0 | 06/81 | 229.1 | 229.6 | 229.3 | 0.3 | -0.1 |
| Hi-temp metal investment castings (iron, nickel, or cobalt-base alloys)..... | | 331512-02 | 06/93 | 124.3 | 124.6 | 124.4 | 0.3 | -0.2 |
| Secondary products and miscellaneous receipts..... | | 331512-SM | | | | | | |
| Steel foundries, except investment..... | 331513 | | 06/81 | 194.2 | 197.0 | 199.0 | 4.6 | 1.0 |
| Primary products..... | | 331513-P | 12/03 | 141.6 | 144.1 | 145.3 | 3.5 | 0.8 |
| Carbon steel castings, except investment..... | | 331513-1 | 06/81 | 220.9 | 221.1 | 223.9 | 0.8 | 1.3 |
| High alloy steel castings, except investment..... | | 331513-3 | 06/81 | 192.5 | 201.5 | 202.5 | 11.0 | 0.5 |
| Other alloy steel castings, except investment..... | | 331513-5 | 12/03 | 137.4 | 140.8 | 141.3 | 2.3 | 0.4 |
| Secondary products and miscellaneous receipts..... | | 331513-SM | | | | | | |
| Nonferrous metal foundries..... | 33152 | | 12/84 | 179.9 | 181.5 | 183.8 | 5.9 | 1.3 |
| Aluminum die-casting foundries..... | 331521 | | 06/91 | 121.6 | 123.3 | 126.0 | 8.2 | 2.2 |
| Primary products..... | | 331521-P | 06/83 | 146.9 | 149.1 | 152.7 | 9.1 | 2.4 |
| Aluminum and aluminum-base alloy die-castings..... | | 331521-0 | 06/83 | 146.9 | 149.1 | 152.7 | 9.1 | 2.4 |
| Secondary products and miscellaneous receipts..... | | 331521-SM | | | | | | |
| Secondary products..... | | 331521-S | 06/91 | 151.1 | 152.1 | 152.9 | 2.7 | 0.5 |
| Nonferrous, except Al, die-casting foundries..... | 331522 | | 06/91 | 168.9 | 167.9 | 168.3 | 2.8 | 0.2 |
| Primary products..... | | 331522-P | 06/91 | 179.0 | 177.7 | 178.0 | 3.5 | 0.2 |
| Nonferrous (except aluminum) die-castings..... | | 331522-0 | 06/91 | 179.0 | 177.7 | 178.0 | 3.5 | 0.2 |
| Zinc and zinc-base alloy die-castings..... | | 331522-02 | 06/83 | 215.1 | 215.9 | 219.3 | 15.5 | 1.6 |
| All other nonferrous metal die-castings, except aluminum and zinc..... | | 331522-08 | 06/98 | 226.0 | — | — | — | — |
| Secondary products and miscellaneous receipts..... | | 331522-SM | | | | | | |
| Secondary products..... | | 331522-S | 06/91 | 125.3 | 126.4 | 127.5 | -0.5 | 0.9 |
| Aluminum foundries, except die-casting..... | 331524 | | 06/91 | 153.8 | 154.3 | 156.2 | 3.1 | 1.2 |
| Primary products..... | | 331524-P | 06/91 | 153.3 | 153.9 | 155.6 | 2.6 | 1.1 |
| Aluminum foundries..... | | 331524-0 | 06/91 | 153.3 | 153.9 | 155.6 | 2.6 | 1.1 |

See footnotes at end of table.

Table 5. Producer price indexes for the net output of selected industries and their products, not seasonally adjusted — Continued

| Industry and product ¹ | Industry code | Product code | Index base | Index | | | Percent change to Apr. 2010 from: | |
|---|---------------|--------------|------------|------------------------|------------------------|------------------------|-----------------------------------|-----------|
| | | | | Dec. 2009 ² | Mar. 2010 ² | Apr. 2010 ² | Apr. 2009 | Mar. 2010 |
| Aluminum foundries, except die-casting - Continued | | | | | | | | |
| Aluminum and aluminum-base alloy sand castings. | | 331524-01 | 06/83 | 208.9 | 211.4 | 210.9 | 2.7 | -0.2 |
| Aluminum and aluminum-base alloy permanent and semipermanent mold castings (exc cast aluminum). . . . | | 331524-02 | 06/83 | 157.2 | 156.4 | 161.2 | 3.6 | 3.1 |
| Investment and other aluminum and aluminum-base alloy castings and cast products. | | 331524-09 | 06/83 | 249.6 | - | 250.7 | - | - |
| Secondary products and miscellaneous receipts. | | 331524-SM | | | | | | |
| Miscellaneous receipts. | | 331524-M | 06/98 | 140.1 | 140.6 | 141.0 | 0.6 | 0.3 |
| Copper foundries, except die-casting. | 331525 | | 06/83 | 299.3 | 319.2 | 325.6 | 24.3 | 2.0 |
| Primary products. | | 331525-P | 06/83 | 293.8 | 313.8 | 319.0 | 24.2 | 1.7 |
| Copper castings, except die-castings. | | 331525-0 | 06/83 | 293.8 | 313.8 | 319.0 | 24.2 | 1.7 |
| Secondary products and miscellaneous receipts. | | 331525-SM | | | | | | |
| Secondary products. | | 331525-S | 06/83 | 270.3 | 271.4 | 274.4 | 1.7 | 1.1 |
| Other nonferrous foundries, except die-casting. | 331528 | | 06/83 | 210.1 | 205.1 | 206.7 | 1.8 | 0.8 |
| Primary products. | | 331528-P | 06/83 | 198.6 | 193.6 | 195.2 | 1.9 | 0.8 |
| Other nonferrous foundries. | | 331528-0 | 06/83 | 198.6 | 193.6 | 195.2 | 1.9 | 0.8 |
| Secondary products and miscellaneous receipts. | | 331528-SM | | | | | | |
| Secondary products. | | 331528-S | 06/83 | 272.7 | 273.5 | 272.7 | -1.2 | -0.3 |
| Fabricated metal product mfg. | 332 | | 12/84 | 174.2 | 175.3 | 176.3 | 0.5 | 0.6 |
| Forging & stamping. | 3321 | | 12/03 | 126.3 | 128.0 | 128.8 | 0.2 | 0.6 |
| Forging & stamping. | 33211 | | 12/03 | 126.3 | 128.0 | 128.8 | 0.2 | 0.6 |
| Iron and steel forging. | 332111 | | 12/83 | 148.3 | 150.0 | 149.9 | 2.3 | -0.1 |
| Primary products. | | 332111-P | 12/83 | 144.2 | 144.3 | 143.4 | -0.1 | -0.6 |
| Hot impression die impact, press and upset steel forgings. . | | 332111-1 | 12/83 | 155.0 | 154.8 | 152.8 | -1.6 | -1.3 |
| Hot impression die impact, press, and upset carbon steel forgings. | | 332111-11 | 12/83 | 174.8 | 174.6 | 172.9 | -0.3 | -1.0 |
| Hot impression die impact, press, & upset alloy steel forgings, except stainless and high-temp. | | 332111-12 | 12/83 | 137.1 | 137.8 | 134.7 | -1.8 | -2.2 |
| Hot impression die impact, press, and upset stainless steel forgings. | | 332111-13 | 12/83 | 190.6 | 190.6 | 191.4 | 0.4 | 0.4 |
| Open die and smith forgings (hammer and press), ferrous, made from purchased iron and steel. | | 332111-8 | 12/83 | 137.8 | 139.2 | 141.8 | - | 1.9 |
| Secondary products and miscellaneous receipts. | | 332111-SM | | | | | | |
| Miscellaneous receipts. | | 332111-M | 06/90 | 192.3 | 231.6 | 269.8 | - | 16.5 |
| Nonferrous forging. | 332112 | | 12/83 | 161.5 | 161.5 | 157.1 | -4.2 | -2.7 |
| Primary products. | | 332112-P | 12/83 | 173.5 | 173.5 | 168.7 | -2.5 | -2.8 |
| Hot impression die impact, press and upset nonferrous forgings. | | 332112-5 | 12/83 | 174.7 | 174.9 | 168.4 | -3.3 | -3.7 |
| Hot impression die impact, press, and upset aluminum and aluminum alloy forgings. | | 332112-521 | 12/83 | 192.6 | 193.1 | 193.4 | 1.2 | 0.2 |
| Hot impression die impact, press, and upset titanium and titanium alloy forgings. | | 332112-523 | 12/83 | 141.2 | 141.2 | 129.4 | -8.6 | -8.4 |
| Secondary products and miscellaneous receipts. | | 332112-SM | | | | | | |
| Custom roll forming. | 332114 | | 12/03 | 123.6 | 128.4 | 133.3 | 0.8 | 3.8 |
| Primary products. | | 332114-P | 12/84 | 147.5 | 153.5 | 159.6 | 1.2 | 4.0 |
| Custom roll form products. | | 332114-0 | 06/90 | 143.2 | 149.0 | 155.0 | 1.2 | 4.0 |
| Secondary products and miscellaneous receipts. | | 332114-SM | | | | | | |
| Miscellaneous receipts. | | 332114-M | 12/84 | 120.6 | 120.6 | - | - | - |
| Secondary products. | | 332114-S | 12/84 | 117.0 | 118.5 | 123.1 | 2.1 | 3.9 |
| Metal stamping. | 332116 | | 06/84 | 171.6 | 172.5 | 172.7 | -0.6 | 0.1 |
| Primary products. | | 332116-P | 12/03 | 133.1 | 132.9 | 133.6 | -1.8 | 0.5 |
| Metal job stampings, except automotive. | | 332116-1 | 06/84 | 172.0 | 172.1 | 173.4 | -2.4 | 0.8 |
| Stamped and pressed metal end products, including vitreous enameled products. | | 332116-6 | 06/84 | 160.9 | 158.7 | 158.7 | 0.4 | 0.0 |
| Secondary products and miscellaneous receipts. | | 332116-SM | | | | | | |
| Miscellaneous receipts. | | 332116-M | 12/03 | 108.8 | 137.8 | 123.3 | 54.3 | -10.5 |
| Secondary products. | | 332116-S | 12/03 | 110.0 | 111.1 | 109.7 | -0.2 | -1.3 |
| Powder metallurgy part manufacturing. | 332117 | | 12/03 | 112.4 | 112.8 | 113.0 | 1.4 | 0.2 |
| Primary products. | | 332117-P | 12/03 | 112.7 | 113.1 | 113.3 | 1.5 | 0.2 |
| Powder metallurgy parts. | | 332117-0 | 12/91 | 115.7 | 116.0 | 116.3 | 1.6 | 0.3 |
| Secondary products and miscellaneous receipts. | | 332117-SM | | | | | | |
| Secondary products. | | 332117-S | 12/03 | 103.6 | 104.1 | 104.7 | - | 0.6 |
| Cutlery & handtool mfg. | 3322 | | 12/03 | 119.6 | 120.6 | 120.6 | 0.7 | 0.0 |
| Cutlery & handtool mfg. | 33221 | | 12/03 | 119.6 | 120.5 | 120.6 | 0.7 | 0.1 |
| Cutlery and flatware, except precious, mfg. | 332211 | | 12/83 | 193.0 | 196.6 | 196.6 | 2.3 | 0.0 |
| Primary products. | | 332211-P | 12/83 | 206.0 | 209.9 | 209.9 | 2.4 | 0.0 |
| Cutlery, scissors, shears, trimmers, and snips. | | 332211-2Z | 12/83 | 191.4 | 191.3 | 191.4 | 1.8 | 0.1 |
| Scissors and shears. | | 332211-2Z3 | 12/00 | 120.3 | - | - | - | - |

See footnotes at end of table.

Table 5. Producer price indexes for the net output of selected industries and their products, not seasonally adjusted — Continued

| Industry and product ¹ | Industry code | Product code | Index base | Index | | | Percent change to Apr. 2010 from: | |
|--|---------------|--------------|------------|------------------------|------------------------|------------------------|-----------------------------------|-----------|
| | | | | Dec. 2009 ² | Mar. 2010 ² | Apr. 2010 ² | Apr. 2009 | Mar. 2010 |
| Cutlery and flatware, except precious, mfg - Continued | | | | | | | | |
| All other knives, including nonelectric hair clippers..... | | 332211-2Z4 | 12/00 | 121.6 | — | — | — | — |
| Razor blades and razors, except electric..... | | 332211-3 | 12/83 | 218.2 | 223.6 | 223.6 | 2.6 | 0.0 |
| Secondary products and miscellaneous receipts..... | | 332211-SM | | | | | | |
| Miscellaneous receipts..... | | 332211-M | 03/87 | 24.3 | 24.3 | 24.3 | 0.0 | 0.0 |
| Secondary products..... | | 332211-S | 12/83 | 165.8 | — | — | — | — |
| Hand and edge tool manufacturing..... 332212 | | | | | | | | |
| Primary products..... | | 332212-P | 06/83 | 203.3 | 204.2 | 204.1 | 0.5 | 0.0 |
| Mechanics' hand service tools..... | | 332212-2 | 06/83 | 210.4 | 211.8 | 211.6 | 0.6 | -0.1 |
| Other mechanics' hand service tools..... | | 332212-23 | 06/83 | 221.4 | 221.4 | 221.9 | 0.1 | 0.2 |
| Mechanics' wrenches..... | | 332212-24 | 06/06 | 111.7 | 111.7 | 111.7 | 0.0 | 0.0 |
| Mechanics' pliers, including solid joint and slip joint..... | | 332212-24 | 06/83 | 235.1 | 235.1 | 235.7 | -0.2 | 0.3 |
| Edge tools, hand-operated..... | | 332212-25 | 06/06 | 110.6 | 110.6 | 111.0 | 0.9 | 0.4 |
| Dies, interchangeable cutting tools for machines & power-driven handtools, other handtools nec..... | | 332212-3 | 06/06 | 131.9 | 130.1 | 130.6 | 0.0 | 0.4 |
| Precision measuring tools (inspection, quality control, tool room and machinists')..... | | 332212-6 | 06/06 | 110.5 | 110.6 | 110.6 | 0.1 | 0.0 |
| Precision measuring tools, incl comparators, fixture, thread & adjustable, QC laser systems..... | | 332212-9 | 06/83 | 179.4 | 187.9 | 185.4 | 3.3 | -1.3 |
| Secondary products and miscellaneous receipts..... | | 332212-91 | 06/06 | 104.7 | 109.8 | 108.3 | 3.4 | -1.4 |
| Miscellaneous receipts..... | | 332212-SM | | | | | | |
| Secondary products..... | | 332212-M | 06/83 | 138.1 | 136.9 | 137.0 | -0.7 | 0.1 |
| | | 332212-S | 06/83 | 225.6 | 225.6 | 226.5 | 1.3 | 0.4 |
| Saw blade & handsaw manufacturing..... 332213 | | | | | | | | |
| Primary products..... | | 332213-P | 06/83 | 162.2 | 162.7 | 162.8 | -2.4 | 0.1 |
| Saw blades and handsaws..... | | 332213-P | 06/83 | 161.4 | 162.3 | 162.2 | -0.7 | -0.1 |
| Secondary products and miscellaneous receipts..... | | 332213-0 | 06/83 | 172.3 | 173.2 | 173.1 | -0.7 | -0.1 |
| Miscellaneous receipts..... | | 332213-SM | | | | | | |
| Secondary products..... | | 332213-M | 06/83 | 175.5 | 175.5 | 175.5 | -12.2 | 0.0 |
| | | 332213-S | 06/83 | 131.5 | — | 132.0 | 2.2 | — |
| Kitchen utensil, pot & pan manufacturing..... 332214 | | | | | | | | |
| Primary products..... | | 332214-P | 12/03 | 117.7 | 118.9 | 119.8 | 1.5 | 0.8 |
| Stamped and spun utensils, cooking and kitchen, aluminum..... | | 332214-P | 12/03 | 118.1 | 118.9 | 120.4 | 1.7 | 1.3 |
| Stamped and spun utensils, cooking and kitchen, except aluminum..... | | 332214-1 | 06/84 | 172.1 | 173.1 | 175.6 | 1.5 | 1.4 |
| Secondary products and miscellaneous receipts..... | | 332214-3 | 06/84 | 199.3 | 201.1 | 203.1 | 2.3 | 1.0 |
| Miscellaneous receipts..... | | 332214-SM | | | | | | |
| Secondary products..... | | 332214-M | 12/03 | 104.8 | 105.8 | 105.8 | 1.1 | 0.0 |
| | | 332214-S | 12/03 | 140.6 | 146.7 | 139.3 | -0.9 | -5.0 |
| Architectural & structural metals mfg..... 3323 | | | | | | | | |
| Plate work & fabricated structural prod mfg..... | | 33231 | 12/03 | 132.6 | 133.0 | 134.2 | -1.9 | 0.9 |
| Prefabricated metal buildings and components..... 332311 | | | | | | | | |
| Primary products..... | | 332311-P | 12/03 | 137.0 | 138.1 | 139.8 | -3.7 | 1.2 |
| Prefabricated metal bldg & component systems (excl. farm service bldgs, resid bldgs, & parts)..... | | 332311-P | 12/81 | 227.4 | 231.6 | 233.8 | -0.5 | 0.9 |
| Prefabricated metal building systems (excl. farm service bldgs, resid. bldgs, and parts)..... | | 332311-1 | 12/81 | 235.5 | 239.7 | 242.1 | 0.1 | 1.0 |
| Industrial & commercial prefab metal building systems (excl farm svc bldgs, residential, parts)..... | | 332311-11 | 06/07 | 219.3 | 225.1 | 227.9 | 0.3 | 1.2 |
| Other prefabricated and portable metal buildings and parts..... | | 332311-11 | 06/07 | 96.1 | 96.7 | 97.3 | -11.2 | 0.6 |
| Other prefabricated & portable buildings, steel and aluminum..... | | 332311-12 | 06/07 | 107.9 | 111.1 | 112.6 | 2.5 | 1.4 |
| Panels, parts, and sections for prefabricated buildings, steel and aluminum..... | | 332311-3 | 12/81 | 275.3 | 275.6 | 276.7 | -0.5 | 0.4 |
| Secondary products and miscellaneous receipts..... | | 332311-33 | 12/97 | 195.8 | 195.6 | 195.6 | 0.2 | 0.0 |
| | | 332311-34 | 12/81 | 232.4 | 233.6 | 236.5 | -2.0 | 1.2 |
| | | 332311-SM | | | | | | |
| Fabricated structural metal manufacturing..... 332312 | | | | | | | | |
| Primary products..... | | 332312-P | 12/03 | 133.0 | 133.7 | 135.6 | -4.6 | 1.4 |
| Fabricated structural metal bar joists and concrete reinforcing bars..... | | 332312-P | 06/82 | 179.5 | 181.8 | 184.7 | -5.2 | 1.6 |
| Iron and steel for industrial buildings..... | | 332312-1 | 06/82 | 175.5 | 176.3 | 177.5 | -4.9 | 0.7 |
| Iron and steel for commercial building..... | | 332312-121 | 06/82 | 195.8 | 200.7 | 201.0 | -5.9 | 0.1 |
| Iron and steel residential buildings..... | | 332312-122 | 06/82 | 140.7 | 139.5 | 141.4 | -4.1 | 1.4 |
| Iron and steel for other buildings, and aluminum for all types of buildings..... | | 332312-123 | 06/87 | 187.7 | 185.6 | 187.2 | -5.0 | 0.9 |
| Fabricated structural metal for bridges..... | | 332312-173 | 12/00 | 116.9 | 115.5 | 116.1 | -4.4 | 0.5 |
| Other fabricated structural metal..... | | 332312-2 | 06/82 | 164.4 | 167.4 | 167.4 | 0.6 | 0.0 |
| Secondary products and miscellaneous receipts..... | | 332312-5 | 06/82 | 190.5 | 195.6 | 203.3 | -7.0 | 3.9 |
| Miscellaneous receipts..... | | 332312-SM | | | | | | |
| Secondary products..... | | 332312-M | 06/87 | 171.3 | 163.0 | 163.0 | -3.6 | 0.0 |
| | | 332312-S | 06/82 | 221.7 | 221.4 | — | — | — |
| Plate work manufacturing..... 332313 | | | | | | | | |
| Primary products..... | | 332313-P | 12/03 | 134.6 | 135.3 | 136.3 | -3.8 | 0.7 |
| Fabricated plate work (stacks and weldments)..... | | 332313-P | 12/03 | 134.9 | 135.6 | 136.8 | -3.9 | 0.9 |
| | | 332313-0 | 03/80 | 204.7 | 205.6 | 207.5 | -3.9 | 0.9 |

See footnotes at end of table.

Table 5. Producer price indexes for the net output of selected industries and their products, not seasonally adjusted — Continued

| Industry and product ¹ | Industry code | Product code | Index base | Index | | | Percent change to Apr. 2010 from: | |
|---|---------------|--------------|------------|------------------------|------------------------|------------------------|-----------------------------------|-----------|
| | | | | Dec. 2009 ² | Mar. 2010 ² | Apr. 2010 ² | Apr. 2009 | Mar. 2010 |
| Plate work manufacturing - Continued | | | | | | | | |
| Secondary products and miscellaneous receipts..... | | 332313-SM | | | | | | |
| Secondary products..... | | 332313-S | 03/80 | 219.6 | 220.4 | 220.7 | -2.6 | 0.1 |
| Ornamental & architectural metal prod mfg..... | 33232 | | 12/03 | 129.7 | 129.5 | 130.3 | -0.3 | 0.6 |
| Metal window and door manufacturing..... | 332321 | | 06/83 | 198.7 | 198.6 | 199.0 | -1.2 | 0.2 |
| Primary products..... | | 332321-P | 06/83 | 204.5 | 204.5 | 205.0 | -1.4 | 0.2 |
| Metal windows (except storm sash)..... | | 332321-A | 06/83 | 183.3 | 185.0 | 184.6 | 0.1 | -0.2 |
| Metal doors (except storm doors)..... | | 332321-1 | 06/83 | 207.1 | 205.9 | 206.7 | -2.9 | 0.4 |
| Metal combination screen, storm sash, and storm doors. . . | | 332321-7 | 06/83 | 173.3 | 172.3 | 172.5 | -0.3 | 0.1 |
| Metal molding and trim and store fronts..... | | 332321-8 | 06/83 | 352.0 | 359.4 | 359.6 | 3.0 | 0.1 |
| Metal window and door screens, (except combination) and metal weatherstrip..... | | 332321-9 | 06/83 | 196.5 | 191.0 | 192.1 | -3.6 | 0.6 |
| Secondary products and miscellaneous receipts..... | | 332321-SM | | | | | | |
| Miscellaneous receipts..... | | 332321-M | 07/83 | 152.9 | 148.9 | 148.9 | -0.1 | 0.0 |
| Secondary products..... | | 332321-S | 06/83 | 178.9 | 180.5 | 180.8 | 1.3 | 0.2 |
| Sheet metal work manufacturing..... | 332322 | | 12/82 | 183.2 | 183.1 | 184.4 | 0.8 | 0.7 |
| Primary products..... | | 332322-P | 12/82 | 184.6 | 184.3 | 185.7 | 0.8 | 0.8 |
| Sheet metal roof ventilators, louvers, & dampers for heating, ventilation, a-c..... | | 332322-B | 12/03 | 124.2 | 124.2 | 124.2 | 0.0 | 0.0 |
| Other sheet metal work..... | | 332322-E | 12/03 | 114.3 | 114.5 | 114.7 | 0.3 | 0.2 |
| Sheet metal air-conditioning ducts and stove pipe..... | | 332322-1 | 12/03 | 154.0 | 153.8 | 153.8 | -0.6 | 0.0 |
| Sheet metal roofing and roof drainage equipment..... | | 332322-7 | 12/03 | 126.4 | 132.9 | 133.3 | 1.4 | 0.3 |
| Sheet metal flooring and siding..... | | 332322-9 | 12/03 | 136.7 | 136.5 | 140.9 | 2.9 | 3.2 |
| Secondary products and miscellaneous receipts..... | | 332322-SM | | | | | | |
| Miscellaneous receipts..... | | 332322-M | 12/03 | 108.7 | 108.7 | 108.7 | -6.0 | 0.0 |
| Secondary products..... | | 332322-S | 12/03 | 136.5 | 139.0 | 139.5 | 6.7 | 0.4 |
| Ornamental and architectural metal work mfg..... | 332323 | | 12/83 | 229.1 | 228.3 | 230.6 | -1.3 | 1.0 |
| Primary products..... | | 332323-P | 12/83 | 240.6 | 239.7 | 242.3 | -1.3 | 1.1 |
| Metal grilles, registers, and air diffusers..... | | 332323-1 | 12/97 | 141.5 | 141.5 | 141.5 | 0.0 | 0.0 |
| Ornamental and architectural metal work..... | | 332323-2 | 12/97 | 138.8 | 136.3 | 136.9 | -2.4 | 0.4 |
| Iron, steel, and aluminum stairs, staircases, and fire escapes..... | | 332323-21 | 12/83 | 168.5 | 167.4 | 168.0 | -2.7 | 0.4 |
| Steel and aluminum fences, gates (other than wire), and railings and window guards..... | | 332323-22 | 12/97 | 142.8 | 137.6 | 138.5 | -1.6 | 0.7 |
| Open metal flooring, grating, and studs..... | | 332323-6 | 12/97 | 164.0 | 166.9 | 182.6 | 0.8 | 9.4 |
| Metal scaffolding and shoring and forming for concrete work..... | | 332323-7 | 12/83 | 458.2 | 458.2 | 458.2 | -0.1 | 0.0 |
| Other architectural and ornamental metal work..... | | 332323-9 | 12/97 | 144.8 | 144.6 | 145.1 | -3.1 | 0.3 |
| Other aluminum and metal architectural and ornamental work..... | | 332323-91 | 12/88 | 148.5 | 146.5 | 148.6 | 0.8 | 1.4 |
| Other iron and steel architectural and ornamental work... | | 332323-92 | 12/97 | 152.5 | 152.9 | 152.9 | -4.6 | 0.0 |
| Secondary products and miscellaneous receipts..... | | 332323-SM | | | | | | |
| Miscellaneous receipts..... | | 332323-M | 12/84 | 140.6 | 139.0 | 140.5 | -2.5 | 1.1 |
| Secondary products..... | | 332323-S | 12/83 | 159.8 | 160.0 | 160.2 | 0.4 | 0.1 |
| Boiler, tank & shipping container mfg..... | 3324 | | 12/03 | 140.6 | 143.8 | 143.8 | -0.4 | 0.0 |
| Power boiler & heat exchanger mfg..... | 33241 | | 12/03 | 139.9 | 140.5 | 143.7 | -2.9 | 2.3 |
| Power boiler and heat exchanger manufacturing..... | 332410 | | 12/03 | 139.8 | 140.5 | 143.7 | -3.0 | 2.3 |
| Primary products..... | | 332410-P | 12/03 | 141.6 | 141.8 | 145.4 | -1.6 | 2.5 |
| Fabricated heat exchangers and steam condensers (except for nuclear applications)..... | | 332410-1 | 03/80 | 297.7 | 298.5 | 298.8 | -3.8 | 0.1 |
| Fabricated bare tube industrial heat exchangers, closed types except nuclear..... | | 332410-11 | 03/80 | 307.0 | 302.9 | 303.7 | -9.6 | 0.3 |
| Steel power boilers parts and attachments (except for nuclear applications)..... | | 332410-5 | 03/80 | 215.3 | 215.3 | 228.3 | 1.4 | 6.0 |
| Secondary products and miscellaneous receipts..... | | 332410-SM | | | | | | |
| Metal tank (heavy gauge) mfg..... | 33242 | | 12/03 | 140.2 | 140.1 | 142.1 | -0.9 | 1.4 |
| Metal tank, heavy gauge, manufacturing..... | 332420 | | 12/03 | 140.1 | 140.0 | 142.0 | -0.9 | 1.4 |
| Primary products..... | | 332420-P | 12/03 | 141.2 | 141.1 | 143.1 | -1.2 | 1.4 |
| Metal tanks, complete at factory (standard line nonpressure)..... | | 332420-C | 03/80 | 230.9 | 227.8 | 240.1 | 5.2 | 5.4 |
| Metal tanks and vessels, custom fabricated at factory, field erected..... | | 332420-E | 03/80 | 261.1 | 261.1 | 266.9 | 2.2 | 2.2 |
| Metal tanks and vessels, custom fabricated and field erected..... | | 332420-G | 03/80 | 208.0 | 208.0 | 208.0 | -4.4 | 0.0 |
| Gas cylinders..... | | 332420-4 | 03/80 | 179.9 | 181.0 | 181.1 | -7.5 | 0.1 |
| Metal tanks, complete at factory (standard line pressure)... | | 332420-5 | 03/80 | 214.7 | 214.7 | 214.7 | -2.5 | 0.0 |
| Secondary products and miscellaneous receipts..... | | 332420-SM | | | | | | |
| Miscellaneous receipts..... | | 332420-M | 12/86 | 199.4 | 199.4 | 199.4 | -0.4 | 0.0 |
| Secondary products..... | | 332420-S | 03/80 | 185.6 | - | - | - | - |
| Light gauge metal container mfg..... | 33243 | | 12/84 | 147.6 | 152.8 | 151.2 | 0.4 | -1.0 |

See footnotes at end of table.

Table 5. Producer price indexes for the net output of selected industries and their products, not seasonally adjusted — Continued

| Industry and product ¹ | Industry code | Product code | Index base | Index | | | Percent change to Apr. 2010 from: | |
|--|---------------|--------------|------------|------------------------|------------------------|------------------------|-----------------------------------|-----------|
| | | | | Dec. 2009 ² | Mar. 2010 ² | Apr. 2010 ² | Apr. 2009 | Mar. 2010 |
| Metal can manufacturing..... | 332431 | | 06/81 | 159.4 | 166.5 | 164.1 | 0.9 | -1.4 |
| Primary products..... | | 332431-P | 06/81 | 156.5 | 163.8 | 161.3 | 0.7 | -1.5 |
| Steel cans and tinware products..... | | 332431-1 | 06/81 | 212.4 | 210.6 | 202.3 | -9.6 | -3.9 |
| Food and beverage steel cans including lids, ends, and parts shipped separately..... | | 332431-181 | 12/01 | 176.6 | 172.9 | 165.7 | -11.5 | -4.2 |
| Other steel cans..... | | 332431-191 | 12/01 | 119.1 | 128.2 | 125.3 | 4.1 | -2.3 |
| Aluminum (including lids, ends and parts shipped separately)..... | | 332431-3 | 06/81 | 119.3 | 129.6 | — | — | — |
| Secondary products and miscellaneous receipts..... | | 332431-SM | | | | | | |
| Secondary products..... | | 332431-S | 06/81 | 180.6 | 181.6 | 183.0 | 9.2 | 0.8 |
| Other metal container manufacturing..... | 332439 | | 12/03 | 133.9 | 134.4 | 135.0 | -1.0 | 0.4 |
| Primary products..... | | 332439-P | 12/03 | 136.6 | 137.4 | 138.0 | -1.0 | 0.4 |
| Steel pails, 1 to 12 gallon capacity and fabricated steel boxes..... | | 332439-1 | 06/83 | 228.2 | 215.2 | 215.2 | -5.5 | 0.0 |
| Steel pails, 1 to 12 gallon capacity..... | | 332439-11 | 12/05 | 114.1 | 107.6 | 107.6 | -5.5 | 0.0 |
| Steel shipping barrels & drums, exc. beer barrels (more than 12 gallon capacity)..... | | 332439-3 | 06/83 | 247.0 | 252.1 | 255.3 | -0.9 | 1.3 |
| Other metal container manufacturing..... | | 332439-6 | 12/03 | — | 112.6 | 112.6 | 2.0 | 0.0 |
| Secondary products and miscellaneous receipts..... | | 332439-SM | | | | | | |
| Secondary products..... | | 332439-S | 12/03 | 111.0 | — | — | — | — |
| Hardware mfg..... | 3325 | | 12/03 | 126.2 | 125.9 | 126.7 | 2.0 | 0.6 |
| Hardware mfg..... | 33251 | | 12/03 | 126.2 | 125.9 | 126.7 | 2.0 | 0.6 |
| Hardware manufacturing..... | 332510 | | 06/85 | 169.3 | 168.8 | 170.0 | 2.0 | 0.7 |
| Primary products..... | | 332510-P | 06/85 | 164.8 | 164.2 | 165.4 | 0.5 | 0.7 |
| All other miscellaneous hardware..... | | 332510-A | 06/85 | 201.1 | — | — | — | — |
| Furniture hardware (excluding cabinet hardware)..... | | 332510-2 | 06/85 | 195.9 | 195.9 | 195.9 | -0.4 | 0.0 |
| Builders' hardware, including fabricated metal safe and vault locks, & cabinet hardware..... | | 332510-4 | 06/85 | 190.2 | 190.0 | 191.7 | 1.2 | 0.9 |
| Motor vehicle hardware (lock units, door & window handles, window regulators, hinges, etc.)..... | | 332510-6 | 06/85 | 118.2 | 116.8 | 118.0 | -0.3 | 1.0 |
| Other transportation equipment hardware (except motor vehicle hardware)..... | | 332510-7 | 06/85 | 279.9 | 279.3 | 279.3 | -0.1 | 0.0 |
| Secondary products and miscellaneous receipts..... | | 332510-SM | | | | | | |
| Miscellaneous receipts..... | | 332510-M | 07/85 | 248.6 | 250.4 | 250.3 | 26.1 | 0.0 |
| Secondary products..... | | 332510-S | 06/85 | 179.3 | 180.0 | 180.4 | 1.8 | 0.2 |
| Spring & wire product mfg..... | 3326 | | 12/03 | 142.8 | 143.8 | 143.4 | 3.2 | -0.3 |
| Spring & wire product mfg..... | 33261 | | 12/03 | 142.8 | 143.8 | 143.4 | 3.2 | -0.3 |
| Spring, heavy gauge, manufacturing..... | 332611 | | 06/81 | 161.5 | 164.0 | 162.5 | -0.1 | -0.9 |
| Primary products..... | | 332611-P | 06/81 | 169.9 | 172.9 | 170.5 | -0.6 | -1.4 |
| Hot formed steel springs, except wire..... | | 332611-1 | 06/81 | 183.0 | 188.6 | 184.0 | -1.9 | -2.4 |
| Cold formed steel springs, except wire..... | | 332611-3 | 06/81 | 151.3 | 151.3 | 151.3 | 1.0 | 0.0 |
| Secondary products and miscellaneous receipts..... | | 332611-SM | | | | | | |
| Secondary products..... | | 332611-S | 06/81 | 155.3 | 156.6 | 160.3 | 4.9 | 2.4 |
| Spring, light gauge, manufacturing..... | 332612 | | 12/82 | 159.2 | 160.1 | 160.3 | -0.2 | 0.1 |
| Primary products..... | | 332612-P | 12/82 | 167.4 | 168.4 | 168.6 | -0.5 | 0.1 |
| Precision mechanical wire springs..... | | 332612-2 | 12/82 | 176.1 | 177.2 | 177.6 | 3.6 | 0.2 |
| Precision mechanical extension- and torsion-type wire springs..... | | 332612-21 | 06/01 | 144.8 | 146.6 | 146.0 | 3.4 | -0.4 |
| Precision mechanical compression-type wire springs..... | | 332612-22 | 06/01 | 120.7 | 120.9 | 121.9 | 3.7 | 0.8 |
| Other wire springs including spring units for box springs, innerspring mattresses, etc..... | | 332612-4 | 12/82 | 160.3 | 161.3 | 161.3 | -2.9 | 0.0 |
| Secondary products and miscellaneous receipts..... | | 332612-SM | | | | | | |
| Miscellaneous receipts..... | | 332612-M | 06/95 | — | — | 99.3 | — | — |
| Secondary products..... | | 332612-S | 12/82 | 115.7 | 116.3 | 116.3 | 0.5 | 0.0 |
| Other fabricated wire product manufacturing..... | 332618 | | 12/82 | 204.5 | 205.8 | 205.2 | 5.0 | -0.3 |
| Primary products..... | | 332618-P | 12/82 | 195.1 | 195.5 | 194.6 | 1.1 | -0.5 |
| Other ferrous wire products, excluding springs, made from purchased wire..... | | 332618-B | 12/82 | 204.7 | 207.2 | 205.3 | -1.1 | -0.9 |
| Noninsulated ferrous wire rope, cable, forms & strand, made from purchased wire..... | | 332618-1 | 12/82 | 190.5 | 192.1 | 194.2 | 0.0 | 1.1 |
| Other fabricated wire products, made from purchased wire..... | | 332618-2 | 06/85 | 103.3 | 103.3 | 103.4 | — | 0.1 |
| Ferrous wire cloth & other ferrous woven wire products, made from purchased wire..... | | 332618-3 | 12/82 | 153.5 | 153.5 | 152.0 | 1.2 | -1.0 |
| Nonferrous wire cloth & other nonferrous woven wire products, made from purchased wire..... | | 332618-5 | 12/82 | — | 159.9 | 159.9 | 0.0 | 0.0 |
| Steel nails, staples, tacks, spikes, & brads, made from purchased wire..... | | 332618-9 | 12/03 | — | 132.6 | 132.7 | — | 0.1 |
| Secondary products and miscellaneous receipts..... | | 332618-SM | | | | | | |
| Miscellaneous receipts..... | | 332618-M | 12/82 | 217.1 | 222.1 | 225.9 | 3.0 | 1.7 |
| Secondary products..... | | 332618-S | 12/82 | — | 497.3 | 495.5 | 148.6 | -0.4 |

See footnotes at end of table.

Table 5. Producer price indexes for the net output of selected industries and their products, not seasonally adjusted — Continued

| Industry and product ¹ | Industry code | Product code | Index base | Index | | | Percent change to Apr. 2010 from: | |
|---|---------------|--------------|------------|------------------------|------------------------|------------------------|-----------------------------------|-----------|
| | | | | Dec. 2009 ² | Mar. 2010 ² | Apr. 2010 ² | Apr. 2009 | Mar. 2010 |
| Mach shops, turn prod, screw, nut, bolt mfg. | 3327 | | 12/03 | 126.1 | 126.4 | 126.0 | -0.5 | -0.3 |
| Machine shops. | 33271 | | 12/03 | 122.8 | 123.0 | 122.0 | -0.7 | -0.8 |
| Machine shops. | 332710 | | 06/84 | 163.4 | 163.6 | 162.3 | -0.7 | -0.8 |
| Primary products. | | 332710-P | 06/84 | 160.2 | 160.4 | 159.0 | -0.7 | -0.9 |
| Machine shop job work and job order repairs. | | 332710-0 | 06/84 | 159.0 | 159.2 | 157.9 | -0.7 | -0.8 |
| Secondary products and miscellaneous receipts. | | 332710-SM | | | | | | |
| Secondary products. | | 332710-S | 06/84 | 176.9 | 176.9 | 176.9 | 0.0 | 0.0 |
| Turned product & screw, nut & bolt mfg. | 33272 | | 12/84 | 164.0 | 165.0 | 165.7 | 0.0 | 0.4 |
| Precision turned product manufacturing. | 332721 | | 12/83 | 175.9 | 178.0 | 178.7 | 2.1 | 0.4 |
| Primary products. | | 332721-P | 12/83 | 162.2 | 162.8 | 162.8 | 0.4 | 0.0 |
| Precision turned products, automotive. | | 332721-1 | 12/83 | 142.3 | 142.5 | 142.7 | 0.6 | 0.1 |
| Precision turned products, except automotive. | | 332721-5 | 12/83 | 172.5 | 173.3 | 173.3 | 0.3 | 0.0 |
| Precision turned products for aircraft. | | 332721-51 | 12/83 | 149.9 | 149.9 | 149.9 | 1.0 | 0.0 |
| Precision turned products for household appliances (incl. radio and television). | | 332721-52 | 12/83 | 237.9 | — | 237.9 | 0.0 | — |
| Precision turned products for electric and electronic equip. (exc. household appliances). | | 332721-53 | 12/88 | 142.5 | 142.5 | 143.4 | 4.4 | 0.6 |
| Precision turned products for medical supplies. | | 332721-54 | 06/08 | 100.0 | 100.0 | 100.0 | 0.0 | 0.0 |
| Precision turned products for other machinery. | | 332721-55 | 12/83 | 124.8 | 125.4 | 125.8 | 0.2 | 0.3 |
| Precision turned products for ordnance and all other end uses. | | 332721-56 | 12/83 | 175.2 | 176.8 | 176.3 | -0.6 | -0.3 |
| Secondary products and miscellaneous receipts. | | 332721-SM | | | | | | |
| Miscellaneous receipts. | | 332721-M | 12/88 | 339.7 | — | 372.1 | 14.5 | — |
| Secondary products. | | 332721-S | 12/83 | 184.7 | 184.8 | 184.8 | -0.8 | 0.0 |
| Bolt, nut, screw, rivet, and washer mfg. | 332722 | | 06/82 | 165.2 | 165.0 | 165.9 | -2.3 | 0.5 |
| Primary products. | | 332722-P | 06/82 | 168.2 | 167.9 | 168.6 | -1.8 | 0.4 |
| Products (except fasteners), made by cold-, warm- or hot-heading processes. | | 332722-A | 06/82 | 185.8 | 185.6 | 185.6 | -0.9 | 0.0 |
| Aircraft fasteners, except plastics (including aerospace). ... | | 332722-1 | 06/82 | 274.3 | 271.8 | 271.8 | -7.1 | 0.0 |
| Externally threaded metal fasteners (except aircraft types). | | 332722-3 | 06/82 | 143.2 | 143.5 | 144.4 | -2.4 | 0.6 |
| Hex bolts, including heavy, tap-and-joint (excluding high-strength structural & aircraft types). | | 332722-3122 | 06/82 | 148.4 | 149.2 | 151.9 | 1.6 | 1.8 |
| Other metal bolts, including square, round, plow, high-strength structural, & bent bolts. | | 332722-3133 | 12/99 | 166.6 | 166.6 | 167.1 | -4.2 | 0.3 |
| Cap, set, machine, lag, flange, and self-locking screws (except aircraft types). | | 332722-3144 | 12/87 | 158.9 | 159.6 | 159.4 | -0.9 | -0.1 |
| Tapping screws and wood screws (except aircraft types). | | 332722-3155 | 06/82 | 128.7 | 128.6 | 128.6 | -0.6 | 0.0 |
| Other externally threaded metal fasteners, including studs (except aircraft types). | | 332722-3199 | 12/99 | 101.9 | 102.0 | 103.1 | -6.1 | 1.1 |
| Internally threaded fasteners (except aircraft types). | | 332722-5 | 06/82 | 122.4 | 121.8 | 122.4 | 7.1 | 0.5 |
| Nonthreaded metal fasteners (except aircraft types). | | 332722-6 | 06/82 | 170.4 | 170.3 | 171.6 | 1.8 | 0.8 |
| Secondary products and miscellaneous receipts. | | 332722-SM | | | | | | |
| Miscellaneous receipts. | | 332722-M | 06/82 | 162.0 | 162.4 | 167.1 | -12.2 | 2.9 |
| Secondary products. | | 332722-S | 06/82 | 115.1 | 115.5 | 115.6 | 0.1 | 0.1 |
| Coating/engrave/heat treating & other activity. | 3328 | | 12/03 | 120.9 | 121.9 | 122.3 | 3.6 | 0.3 |
| Coating/engrave/heat treating & other activity. | 33281 | | 12/84 | 166.4 | 167.8 | 168.2 | 3.5 | 0.2 |
| Metal heat treating. | 332811 | | 06/85 | 150.0 | 153.3 | 154.1 | 4.5 | 0.5 |
| Primary products. | | 332811-P | 06/85 | 152.1 | 155.6 | 156.5 | 4.7 | 0.6 |
| Metal heat treating. | | 332811-0 | 06/85 | 152.1 | 155.6 | 156.5 | 4.7 | 0.6 |
| Secondary products and miscellaneous receipts. | | 332811-SM | | | | | | |
| Secondary products. | | 332811-S | 06/85 | 136.0 | 136.0 | 136.0 | 0.0 | 0.0 |
| Metal coating and nonprecious engraving. | 332812 | | 12/84 | 148.1 | 149.3 | 149.8 | 2.8 | 0.3 |
| Primary products. | | 332812-P | 12/84 | 152.3 | 153.6 | 153.9 | 2.7 | 0.2 |
| Metal coating, engraving, and allied services. | | 332812-0 | 12/84 | 152.3 | 153.6 | 153.9 | 2.7 | 0.2 |
| Etching, engraving, and all other metal coating, including curtain coating and wash coating. | | 332812-01 | 06/08 | 108.8 | 108.8 | 111.7 | 2.8 | 2.7 |
| Metal galvanizing and other hot dip metal coating. | | 332812-02 | 12/84 | 150.5 | 154.3 | 151.8 | 4.7 | -1.6 |
| Metal coil coating. | | 332812-03 | 06/08 | 103.9 | 104.0 | 104.0 | 0.1 | 0.0 |
| Metal liquid spray coating, including electrostatic coating. | | 332812-04 | 12/84 | 177.9 | 176.4 | 180.0 | 2.7 | 2.0 |
| Metal powder coating, including electrostatic and fluidized bed. | | 332812-05 | 06/97 | 113.5 | 113.7 | 113.7 | 0.4 | 0.0 |
| Secondary products and miscellaneous receipts. | | 332812-SM | | | | | | |
| Miscellaneous receipts. | | 332812-M | 12/89 | 109.6 | 109.6 | 111.8 | 4.9 | 2.0 |
| Secondary products. | | 332812-S | 12/84 | 94.4 | 94.9 | 98.1 | 7.3 | 3.4 |
| Electroplating, anodizing and coloring metal. | 332813 | | 12/84 | 184.7 | 184.8 | 184.8 | 4.3 | 0.0 |
| Primary products. | | 332813-P | 12/84 | 187.1 | 187.4 | 187.4 | 4.8 | 0.0 |
| Electroplating, plating, polishing, anodizing and coloring. ... | | 332813-0 | 12/84 | 187.1 | 187.4 | 187.4 | 4.8 | 0.0 |

See footnotes at end of table.

Table 5. Producer price indexes for the net output of selected industries and their products, not seasonally adjusted — Continued

| Industry and product ¹ | Industry code | Product code | Index base | Index | | | Percent change to Apr. 2010 from: | |
|---|---------------|--------------|------------|------------------------|------------------------|------------------------|-----------------------------------|-----------|
| | | | | Dec. 2009 ² | Mar. 2010 ² | Apr. 2010 ² | Apr. 2009 | Mar. 2010 |
| Electroplating, anodizing and coloring metal - Continued | | | | | | | | |
| Secondary products and miscellaneous receipts..... | | 332813-SM | | | | | | |
| Secondary products..... | | 332813-S | 12/84 | 168.0 | 162.7 | 162.7 | -4.2 | 0.0 |
| Other fabricated metal product mfg..... | 3329 | | 12/03 | 133.6 | 134.1 | 135.9 | 2.6 | 1.3 |
| Metal valve mfg..... | 33291 | | 12/03 | 137.0 | 137.7 | 138.7 | 1.7 | 0.7 |
| Industrial valve manufacturing..... | 332911 | | 06/91 | 187.3 | 188.8 | 189.8 | 1.4 | 0.5 |
| Primary products..... | | 332911-P | 06/91 | 188.8 | 190.6 | 191.8 | 1.5 | 0.6 |
| Industrial plug valves (all metals, pressures, and types), incl lubricated, cylindrical, etc..... | | 332911-A | 12/82 | 189.0 | 189.8 | 189.8 | 0.5 | 0.0 |
| All other miscellaneous industrial valves..... | | 332911-B | 06/91 | 175.1 | 177.5 | 177.6 | -2.2 | 0.1 |
| Industrial ball valves (all metals, pressures, and types), incl. manual & power operated..... | | 332911-C | 06/91 | 184.7 | 186.7 | 187.4 | 2.2 | 0.4 |
| Automatic regulating and control valves and parts (except nuclear), power operated..... | | 332911-F | 12/82 | 236.0 | 239.0 | 238.9 | 1.7 | 0.0 |
| Solenoid-operated valves and parts, except nuclear and fluid power transfer..... | | 332911-H | 12/82 | 243.9 | 250.4 | 250.4 | 2.6 | 0.0 |
| Gates, globes, angles, straightway (Y-type) checks, stop & check, cross, 3- & 4- way, etc..... | | 332911-1 | 06/91 | 220.7 | 222.9 | 225.0 | 1.9 | 0.9 |
| Industrial valves for water works and municipal equipment (IBBM, AWWA, and UL)..... | | 332911-2 | 06/91 | 240.3 | 240.2 | 245.0 | 2.1 | 2.0 |
| Industrial butterfly valves (all metals, pressures, and types), incl. manual & power operated..... | | 332911-4 | 06/91 | 154.8 | 155.6 | 157.1 | 3.1 | 1.0 |
| Secondary products and miscellaneous receipts..... | | 332911-SM | | | | | | |
| Secondary products..... | | 332911-S | 06/91 | 179.6 | 179.6 | 179.2 | 1.2 | -0.2 |
| Fluid power valve and hose fitting mfg..... | 332912 | | 06/91 | 176.1 | 177.6 | 179.4 | 2.1 | 1.0 |
| Primary products..... | | 332912-P | 06/91 | 176.9 | 178.7 | 180.0 | 2.0 | 0.7 |
| Parts for fluid power valves..... | | 332912-G | 06/91 | 162.7 | 162.5 | 164.8 | 3.3 | 1.4 |
| Nonaerospace type flareless fittings and couplings (incl. nonmetal fittings)..... | | 332912-K | 06/91 | 165.1 | 165.1 | 167.5 | 1.5 | 1.5 |
| Nonaerospace type hydraulic and pneumatic fittings and couplings for hose..... | | 332912-L | 06/91 | 182.5 | 182.5 | 187.8 | 2.9 | 2.9 |
| Nonaerospace type pneumatic valves, except directional control..... | | 332912-0 | 12/98 | 150.1 | 150.6 | 150.6 | - | 0.0 |
| Aerospace type hydraulic fluid power valves..... | | 332912-1 | 06/91 | - | 142.3 | 142.3 | - | 0.0 |
| Nonaerospace type hydraulic directional control valves..... | | 332912-5 | 06/91 | 164.0 | 165.5 | 164.3 | 0.6 | -0.7 |
| Nonaerospace type hydraulic valves, except directional control..... | | 332912-7 | 12/98 | 155.4 | 157.0 | 156.4 | 1.8 | -0.4 |
| Nonaerospace type pneumatic directional control valves..... | | 332912-9 | 06/91 | 166.9 | 167.8 | 167.8 | 1.1 | 0.0 |
| Secondary products and miscellaneous receipts..... | | 332912-SM | | | | | | |
| Miscellaneous receipts..... | | 332912-M | 12/98 | - | 137.1 | 140.1 | 2.3 | 2.2 |
| Plumbing fixture fitting & trim mfg..... | 332913 | | 06/83 | 236.0 | 237.2 | 237.2 | 0.3 | 0.0 |
| Primary products..... | | 332913-P | 06/83 | 242.4 | 242.9 | 242.8 | -0.2 | 0.0 |
| Single lever plumbing fixture controls, two & three handle bath & shower fittings, & antiscald..... | | 332913-1 | 06/83 | 212.3 | 212.7 | 212.7 | 0.0 | 0.0 |
| Lavatory and sink fittings (except single control), including drains & overflows (brass goods)..... | | 332913-3 | 06/98 | 123.4 | 123.4 | 123.4 | -1.8 | 0.0 |
| Miscellaneous plumbing fixtures, fittings, and trim (brass goods), incl. lawn sprinklers..... | | 332913-8 | 06/83 | 273.5 | 274.2 | 274.1 | 0.3 | 0.0 |
| Secondary products and miscellaneous receipts..... | | 332913-SM | | | | | | |
| Miscellaneous receipts..... | | 332913-M | 06/07 | 101.1 | 104.5 | 104.5 | 3.4 | 0.0 |
| Secondary products..... | | 332913-S | 06/83 | 298.6 | 299.2 | 299.2 | 0.8 | 0.0 |
| Other metal valve and pipe fitting mfg..... | 332919 | | 12/82 | 241.5 | 238.0 | 243.4 | 3.9 | 2.3 |
| Primary products..... | | 332919-P | 12/82 | 243.7 | 242.9 | 246.2 | 3.3 | 1.4 |
| Plumbing and heating valves and specialties, except plumbers' brass goods..... | | 332919-1 | 12/82 | 256.8 | 256.8 | 256.8 | 3.9 | 0.0 |
| Metal fittings, flanges, and unions for piping systems..... | | 332919-4 | 12/82 | 290.6 | 289.3 | 294.5 | 3.1 | 1.8 |
| Secondary products and miscellaneous receipts..... | | 332919-SM | | | | | | |
| Miscellaneous receipts..... | | 332919-M | 12/82 | 182.7 | 160.9 | 182.7 | 13.5 | 13.5 |
| Secondary products..... | | 332919-S | 12/82 | 222.2 | - | 221.8 | -0.2 | - |
| All other fabricated metal product mfg..... | 33299 | | 12/03 | 130.6 | 131.0 | 133.3 | 3.2 | 1.8 |
| Ball and roller bearing manufacturing..... | 332991 | | 06/83 | 226.5 | 227.6 | 227.7 | 2.5 | 0.0 |
| Primary products..... | | 332991-P | 06/83 | 223.9 | 225.1 | 224.8 | 2.3 | -0.1 |
| Ball bearings, complete, unmounted..... | | 332991-1 | 06/83 | 221.5 | 225.2 | 224.5 | 8.6 | -0.3 |
| Tapered roller bearings (including cups & cones), unmounted..... | | 332991-3 | 06/83 | 206.1 | 206.0 | 206.0 | 0.0 | 0.0 |
| Roller bearings, except tapered, unmounted..... | | 332991-5 | 06/83 | 263.0 | 261.9 | 261.5 | -0.3 | -0.2 |
| Mounted bearings, except plain..... | | 332991-7 | 06/83 | 270.3 | 270.8 | 271.1 | -3.9 | 0.1 |
| Parts and components for ball and roller bearings, including balls and rollers, sold separatel..... | | 332991-9 | 06/83 | 181.3 | 181.5 | 181.5 | -1.3 | 0.0 |
| Secondary products and miscellaneous receipts..... | | 332991-SM | | | | | | |
| Small arms ammunition manufacturing..... | 332992 | | 06/85 | 185.5 | 187.8 | 191.9 | 4.9 | 2.2 |

See footnotes at end of table.

Table 5. Producer price indexes for the net output of selected industries and their products, not seasonally adjusted — Continued

| Industry and product ¹ | Industry code | Product code | Index base | Index | | | Percent change to Apr. 2010 from: | |
|--|---------------|--------------|------------|------------------------|------------------------|------------------------|-----------------------------------|-----------|
| | | | | Dec. 2009 ² | Mar. 2010 ² | Apr. 2010 ² | Apr. 2009 | Mar. 2010 |
| Small arms ammunition manufacturing - Continued | | | | | | | | |
| Primary products..... | | 332992-P | 06/85 | 210.4 | 213.1 | 218.0 | 4.8 | 2.3 |
| Small arms ammunition..... | | 332992-0 | 12/06 | 132.0 | 133.7 | 136.8 | 4.7 | 2.3 |
| Small arms cartridges and shells..... | | 332992-0A | 06/85 | 194.5 | 197.9 | 202.8 | 5.4 | 2.5 |
| Ammunition components..... | | 332992-06 | 06/02 | 151.5 | 150.6 | 155.5 | 4.9 | 3.3 |
| Other ammo products, including industrial shells & cartridges, air gun ammo, percussion caps..... | | 332992-07 | 06/02 | 143.7 | 143.0 | 143.0 | -1.0 | 0.0 |
| Secondary products and miscellaneous receipts..... | | 332992-SM | | | | | | |
| Miscellaneous receipts..... | | 332992-M | 06/02 | 168.7 | 168.7 | - | - | - |
| Ammunition, except small arms, manufacturing..... | 332993 | | 12/85 | 196.9 | 197.1 | - | - | - |
| Primary products..... | | 332993-P | 12/85 | 166.6 | 166.9 | - | - | - |
| All other miscellaneous ammunition (except small arms)..... | | 332993-3 | 12/85 | 134.7 | 135.4 | - | - | - |
| Secondary products and miscellaneous receipts..... | | 332993-SM | | | | | | |
| Small arms manufacturing..... | 332994 | | 06/85 | 196.5 | 198.5 | 198.6 | -0.7 | 0.1 |
| Primary products..... | | 332994-P | 06/85 | 192.6 | 194.6 | 194.6 | -0.9 | 0.0 |
| Machine guns, 30 mm or less, or 1.18 in. or less..... | | 332994-1 | 12/04 | 102.9 | 102.9 | 102.9 | 0.0 | 0.0 |
| Small arms, 30 mm or less, or 1.18 in. or less..... | | 332994-9 | 12/04 | 110.4 | 111.7 | 111.7 | -0.9 | 0.0 |
| Secondary products and miscellaneous receipts..... | | 332994-SM | | | | | | |
| Miscellaneous receipts..... | | 332994-M | 08/85 | 284.3 | 284.3 | 284.3 | -0.6 | 0.0 |
| Other ordnance and accessories manufacturing..... | 332995 | | 12/85 | 162.8 | 164.1 | 164.1 | -0.6 | 0.0 |
| Primary products..... | | 332995-P | 12/85 | 188.3 | 190.1 | 190.0 | -0.1 | -0.1 |
| All other miscellaneous ordnance and accessories, incl. rocket projectors, etc. (incl. parts)..... | | 332995-2 | 12/85 | 161.4 | 161.4 | 161.4 | 4.3 | 0.0 |
| Secondary products and miscellaneous receipts..... | | 332995-SM1 | | | | | | |
| Fabricated pipe and pipe fitting mfg..... | 332996 | | 06/81 | 247.7 | 249.0 | 268.1 | 11.1 | 7.7 |
| Primary products..... | | 332996-P | 06/81 | 244.5 | 244.5 | 244.5 | 1.8 | 0.0 |
| Fabricated pipe and pipe fittings made from purchased pipe..... | | 332996-0 | 12/02 | 161.7 | 161.7 | 161.7 | 1.8 | 0.0 |
| Fabricated iron and steel pipe and pipe fittings made from purchased pipe..... | | 332996-01 | 06/81 | 241.3 | 241.3 | 241.4 | 2.8 | 0.0 |
| All other nonferrous fabricated pipe and pipe fittings made from purchased pipe..... | | 332996-02 | 06/81 | 285.2 | 285.2 | 285.2 | -2.0 | 0.0 |
| Secondary products and miscellaneous receipts..... | | 332996-SM | | | | | | |
| Industrial pattern manufacturing..... | 332997 | | 12/84 | 153.4 | 153.4 | 155.2 | 1.2 | 1.2 |
| Primary products..... | | 332997-P | 12/84 | 154.3 | 154.3 | 156.0 | 1.1 | 1.1 |
| Industrial patterns..... | | 332997-0 | 12/84 | 154.3 | 154.3 | 156.0 | 1.1 | 1.1 |
| Foundry patterns..... | | 332997-01 | 12/84 | 155.9 | 155.9 | 158.1 | 1.4 | 1.4 |
| Secondary products and miscellaneous receipts..... | | 332997-SM | | | | | | |
| Enameled iron and metal sanitary ware mfg..... | 332998 | | 12/80 | 243.4 | 248.0 | 248.0 | 2.1 | 0.0 |
| Primary products..... | | 332998-P | 12/80 | 240.4 | 244.4 | 244.4 | 1.9 | 0.0 |
| Enameled iron and metal sanitary ware..... | | 332998-0 | 12/80 | 221.7 | 225.5 | 225.5 | 1.9 | 0.0 |
| Secondary products and miscellaneous receipts..... | | 332998-SM | | | | | | |
| Secondary products..... | | 332998-S | 12/80 | 280.0 | 281.7 | - | - | - |
| Miscellaneous fabricated metal product mfg..... | 332999 | | 12/03 | 123.6 | 123.3 | 124.3 | 1.4 | 0.8 |
| Primary products..... | | 332999-P | 12/03 | 125.7 | 125.0 | 126.0 | 0.6 | 0.8 |
| All other miscellaneous fabricated metal products..... | | 332999-H | 06/85 | 167.8 | 168.0 | 169.3 | 1.1 | 0.8 |
| Secondary products and miscellaneous receipts..... | | 332999-SM | | | | | | |
| Secondary products..... | | 332999-S | 12/03 | 118.1 | 117.9 | 119.7 | 3.0 | 1.5 |
| Machinery manufacturing..... | 333 | | 12/03 | 120.3 | 120.3 | 120.6 | 0.2 | 0.2 |
| Ag., construction, and mining machinery mfg..... | 3331 | | 12/03 | 124.5 | 124.6 | 124.9 | 0.6 | 0.2 |
| Agricultural implement manufacturing..... | 33311 | | 12/03 | 118.4 | 118.9 | 119.0 | 1.3 | 0.1 |
| Farm machinery and equipment manufacturing..... | 333111 | | 12/82 | 188.3 | 189.2 | 189.5 | 2.0 | 0.2 |
| Primary products..... | | 333111-P | 12/82 | 191.1 | 191.9 | 192.1 | 1.9 | 0.1 |
| Haying machinery and attachments..... | | 333111-A | 12/82 | 192.8 | 194.9 | 194.9 | 3.4 | 0.0 |
| Parts for farm machinery, for sale separately..... | | 333111-C | 12/82 | 159.7 | 162.1 | 162.4 | 1.6 | 0.2 |
| Farm plows, harrows, rollers, pulverizers, etc., and attachments..... | | 333111-E | 12/02 | 157.6 | 157.6 | 157.6 | 1.2 | 0.0 |
| All other farm machinery and equipment, excluding parts, including attachments..... | | 333111-G | 12/82 | 221.1 | 222.0 | 222.6 | 7.6 | 0.3 |
| Commercial turf and grounds care equipment, including parts and attachments..... | | 333111-J | 12/82 | 195.1 | 195.3 | 196.0 | 0.8 | 0.4 |
| Farm-type (power take-off hp) wheel tractors (2/4-wheel drive)(with or without attachments)..... | | 333111-1 | 12/82 | 184.3 | 183.6 | 183.6 | -0.3 | 0.0 |
| Farm dairy equip., sprayers and dusters, farm blowers, and attachments..... | | 333111-4 | 12/82 | 184.4 | 187.6 | 187.6 | -1.4 | 0.0 |
| Planting, seeding, and fertilizing machinery and attachments..... | | 333111-7 | 12/82 | 177.0 | 177.5 | 177.5 | -0.9 | 0.0 |
| Harvesting machinery (except hay and straw) and attachments..... | | 333111-9 | 12/82 | 194.3 | 196.8 | 197.1 | 2.3 | 0.2 |

See footnotes at end of table.

Table 5. Producer price indexes for the net output of selected industries and their products, not seasonally adjusted — Continued

| Industry and product ¹ | Industry code | Product code | Index base | Index | | | Percent change to Apr. 2010 from: | |
|---|---------------|--------------|------------|------------------------|------------------------|------------------------|-----------------------------------|-----------|
| | | | | Dec. 2009 ² | Mar. 2010 ² | Apr. 2010 ² | Apr. 2009 | Mar. 2010 |
| Farm machinery and equipment manufacturing - Continued | | | | | | | | |
| Secondary products and miscellaneous receipts..... | | 333111-SM | | | | | | |
| Miscellaneous receipts..... | | 333111-M | 12/82 | 136.7 | 139.8 | 140.2 | -0.6 | 0.3 |
| Secondary products..... | | 333111-S | 12/82 | — | 178.3 | 178.3 | — | 0.0 |
| Lawn and garden equipment manufacturing..... | 333112 | | 12/82 | 134.3 | 134.5 | 134.4 | -0.6 | -0.1 |
| Primary products..... | | 333112-P | 12/82 | 136.6 | 136.9 | 136.7 | -0.8 | -0.1 |
| Consumer nonriding lawn, garden, and snow equipment. . . | | 333112-1 | 12/82 | 128.4 | 128.8 | 128.8 | -0.9 | 0.0 |
| Consumer riding lawn, garden, and snow equipment. | | 333112-3 | 12/82 | 148.0 | 148.0 | 148.0 | -0.5 | 0.0 |
| Parts and attachments for consumer lawn, garden, and snow equipment..... | | 333112-7 | 06/03 | 109.2 | 109.7 | 108.8 | -1.3 | -0.8 |
| Secondary products and miscellaneous receipts..... | | 333112-SM | | | | | | |
| Miscellaneous receipts..... | | 333112-M | 06/03 | 111.0 | 107.8 | 107.8 | -2.9 | 0.0 |
| Secondary products..... | | 333112-S | 12/82 | 117.4 | 119.1 | 119.5 | 3.9 | 0.3 |
| Construction machinery manufacturing..... | 33312 | | 12/03 | 124.1 | 123.7 | 124.0 | 0.2 | 0.2 |
| Construction machinery manufacturing..... | 333120 | | 12/80 | 221.7 | 221.1 | 221.7 | 0.2 | 0.3 |
| Primary products..... | | 333120-P | 12/80 | 212.9 | 212.4 | 213.1 | 0.0 | 0.3 |
| Power cranes, loaders, dozers, tractors, off-hwy trucks, mixers, pavers, backhoes, etc..... | | 333120-1 | 12/03 | 120.6 | 120.1 | 120.6 | 0.2 | 0.4 |
| Power cranes, draglines, and shovels (including surface mining equip.)(exc parts)..... | | 333120-11 | 12/99 | 128.3 | 128.5 | 128.6 | -0.5 | 0.1 |
| Mixers, pavers, and related equipment (excluding parts)..... | | 333120-12 | 12/80 | 184.0 | 186.2 | 185.6 | -1.0 | -0.3 |
| Off-highway trucks, haulers, truck-type tractor chassis, trailers, excl. parts..... | | 333120-13 | 12/03 | 127.6 | 128.4 | 127.5 | 1.5 | -0.7 |
| Tractor shovel loaders (skid steer, wheel, crawler, and integral design backhoes)..... | | 333120-14 | 12/80 | 215.5 | 215.0 | 215.8 | 1.3 | 0.4 |
| Construction wheel and crawler tractors, dozers, and self-propelled log skidders..... | | 333120-15 | 12/03 | 118.8 | 117.6 | 119.9 | 0.8 | 2.0 |
| Graders, rollers and compactors, forklifts, scrapers, trenchers, excl parts..... | | 333120-16 | 12/03 | 123.6 | 121.3 | 118.9 | -0.3 | -2.0 |
| Construction machinery for mounting (exc parts, winches, snow clearing attach.)..... | | 333120-17 | 12/99 | 127.0 | 126.0 | 126.3 | 0.0 | 0.2 |
| Other construction machinery and equipment (excluding parts)..... | | 333120-8 | 12/03 | 129.9 | 130.6 | 130.5 | 1.2 | -0.1 |
| Parts for construction machinery and equipment, sold separately..... | | 333120-9 | 12/99 | 130.9 | 130.9 | 131.1 | -1.9 | 0.2 |
| Secondary products and miscellaneous receipts..... | | 333120-SM | | | | | | |
| Miscellaneous receipts..... | | 333120-M | 12/80 | 362.3 | 362.1 | 362.1 | 2.0 | 0.0 |
| Secondary products..... | | 333120-S | 12/80 | 236.2 | 233.1 | 232.9 | -1.8 | -0.1 |
| Mining and oil and gas field machinery mfg..... | 33313 | | 12/03 | 141.6 | 141.3 | 142.3 | -0.1 | 0.7 |
| Mining machinery and equipment manufacturing..... | 333131 | | 06/81 | 233.8 | 236.0 | 237.3 | 2.7 | 0.6 |
| Primary products..... | | 333131-P | 06/81 | 237.4 | 240.5 | 242.1 | 3.0 | 0.7 |
| Underground mining machinery (except parts sold separately)..... | | 333131-1 | 06/81 | 255.7 | 265.4 | 265.4 | 5.8 | 0.0 |
| Mineral processing & beneficiation machinery (except parts sold separately)..... | | 333131-3 | 06/81 | 258.1 | 258.1 | 272.4 | 4.2 | 5.5 |
| Crushing, pulverizing & screening machinery (except parts sold separately)..... | | 333131-5 | 06/81 | 280.2 | 280.2 | 280.2 | -0.8 | 0.0 |
| Drills and other mining machinery (except parts sold separately)..... | | 333131-7 | 06/81 | 248.4 | 249.9 | 249.9 | 0.4 | 0.0 |
| Parts and attachments for mining machinery and equipment (sold separately)..... | | 333131-9 | 06/81 | 216.1 | 216.1 | 216.1 | 1.5 | 0.0 |
| Secondary products and miscellaneous receipts..... | | 333131-SM | | | | | | |
| Miscellaneous receipts..... | | 333131-M | 06/81 | 214.7 | — | 214.7 | 1.9 | — |
| Oil and gas field machinery and equipment..... | 333132 | | 12/80 | 246.8 | 245.3 | 247.2 | -1.0 | 0.8 |
| Primary products..... | | 333132-P | 12/80 | 245.4 | 243.4 | 244.7 | -1.5 | 0.5 |
| Rotary oil and gas field drilling machinery and equipment... . | | 333132-1 | 12/86 | 262.2 | 260.6 | 260.6 | 0.4 | 0.0 |
| Other oil and gas field drilling machinery and equipment. . . | | 333132-2 | 12/86 | 233.9 | 238.7 | 240.3 | 2.7 | 0.7 |
| Oil and gas field production machinery and equipment (except pumps)..... | | 333132-4 | 12/80 | 195.8 | 190.1 | 192.1 | -5.6 | 1.1 |
| Portable oil and gas field drilling rigs and parts (above ground)..... | | 333132-7 | 12/86 | 188.8 | 188.8 | — | — | — |
| Secondary products and miscellaneous receipts..... | | 333132-SM | | | | | | |
| Miscellaneous receipts..... | | 333132-M | 12/80 | 285.6 | 289.6 | 298.8 | 5.0 | 3.2 |
| Secondary products..... | | 333132-S | 12/80 | 175.9 | 176.2 | 176.4 | -2.2 | 0.1 |
| Industrial machinery manufacturing..... | 3332 | | 12/84 | 165.7 | 163.6 | 164.9 | -0.9 | 0.8 |
| Sawmill and woodworking machinery..... | 33321 | | 12/03 | 117.2 | 117.5 | 117.6 | 0.0 | 0.1 |
| Sawmill and woodworking machinery..... | 333210 | | 12/80 | 186.6 | 187.1 | 187.2 | 0.0 | 0.1 |
| Primary products..... | | 333210-P | 12/80 | 192.5 | 193.2 | 193.1 | -0.1 | -0.1 |
| Woodworking machinery, including parts, attachments, and accessories..... | | 333210-3 | 12/80 | 183.1 | 183.9 | 183.8 | 0.0 | -0.1 |

See footnotes at end of table.

Table 5. Producer price indexes for the net output of selected industries and their products, not seasonally adjusted — Continued

| Industry and product ¹ | Industry code | Product code | Index base | Index | | | Percent change to Apr. 2010 from: | |
|---|---------------|--------------|------------|------------------------|------------------------|------------------------|-----------------------------------|-----------|
| | | | | Dec. 2009 ² | Mar. 2010 ² | Apr. 2010 ² | Apr. 2009 | Mar. 2010 |
| Sawmill and woodworking machinery - Continued | | | | | | | | |
| Woodworking machinery for home workshops, garages, & service shops, except power handtools..... | | 333210-5 | 12/80 | 188.0 | 188.0 | 188.0 | -0.2 | 0.0 |
| Secondary products and miscellaneous receipts..... | | 333210-SM | | | | | | |
| Miscellaneous receipts..... | | 333210-M | 04/81 | 82.7 | — | 82.7 | 0.0 | — |
| Secondary products..... | | 333210-S | 12/80 | 216.6 | 215.2 | 217.0 | 0.2 | 0.8 |
| Plastics and rubber industry machinery..... | 33322 | | 12/03 | 119.2 | 119.4 | 119.5 | 0.7 | 0.1 |
| Plastics and rubber industry machinery..... | 333220 | | 12/03 | 119.2 | 119.3 | 119.5 | 0.7 | 0.2 |
| Primary products..... | | 333220-P | 12/03 | 117.0 | 117.0 | 117.0 | 0.2 | 0.0 |
| Plastics working machinery and equipment, excluding patterns and molds..... | | 333220-1 | 12/81 | 200.2 | 200.1 | 200.2 | 0.5 | 0.0 |
| Parts for plastics working machinery..... | | 333220-14 | 12/08 | 98.7 | 98.7 | 98.7 | -1.3 | 0.0 |
| Plastics working machinery and equipment, excluding patterns, molds, and parts sold separately..... | | 333220-19 | 12/08 | 101.1 | 101.1 | 101.2 | 0.9 | 0.1 |
| Rubber working machinery and equipment, excluding tire molds..... | | 333220-3 | 12/81 | 231.1 | 231.1 | 231.1 | -2.6 | 0.0 |
| Secondary products and miscellaneous receipts..... | | 333220-SM | | | | | | |
| Miscellaneous receipts..... | | 333220-M | 12/03 | 142.4 | 142.4 | 143.3 | 2.7 | 0.6 |
| Other industrial machinery manufacturing..... | 33329 | | 12/84 | 163.5 | 161.0 | 162.5 | -1.2 | 0.9 |
| Paper industries machinery manufacturing..... | 333291 | | 06/82 | 197.1 | 198.7 | 199.1 | 1.0 | 0.2 |
| Primary products..... | | 333291-P | 06/82 | 199.7 | 200.8 | 201.2 | 0.8 | 0.2 |
| Paper industries machinery..... | | 333291-1 | 12/03 | 110.4 | 111.2 | 111.5 | 1.0 | 0.3 |
| Parts and attachments for paper industries machinery..... | | 333291-3 | 06/82 | 189.3 | 189.9 | 190.4 | 0.6 | 0.3 |
| Secondary products and miscellaneous receipts..... | | 333291-SM | | | | | | |
| Miscellaneous receipts..... | | 333291-M | 06/82 | 166.5 | 168.2 | 168.2 | 1.0 | 0.0 |
| Textile machinery manufacturing..... | 333292 | | 12/80 | 198.3 | 198.2 | 199.1 | 0.4 | 0.5 |
| Primary products..... | | 333292-P | 12/80 | 199.3 | 199.1 | 200.3 | 0.4 | 0.6 |
| Textile machinery (except parts, attachments, and accessories)..... | | 333292-1 | 12/80 | 191.6 | 191.6 | 192.1 | 0.3 | 0.3 |
| Parts and attachments for textile machinery..... | | 333292-3 | 12/80 | 212.3 | 211.9 | 214.1 | 0.6 | 1.0 |
| Secondary products and miscellaneous receipts..... | | 333292-SM | | | | | | |
| Miscellaneous receipts..... | | 333292-M | 06/86 | 139.5 | 139.5 | 139.5 | 0.0 | 0.0 |
| Printing machinery and equipment mfg..... | 333293 | | 12/82 | 160.1 | 160.6 | 158.2 | -1.7 | -1.5 |
| Primary products..... | | 333293-P | 12/82 | 157.2 | 157.7 | 155.0 | -2.0 | -1.7 |
| Printing presses..... | | 333293-A | 06/09 | — | 100.0 | 96.5 | — | -3.5 |
| Printing presses, offset lithographic..... | | 333293-1 | 12/82 | — | — | 167.7 | — | — |
| All other miscellaneous printing trades machinery, including parts..... | | 333293-9 | 12/88 | 121.0 | 120.9 | 120.8 | -1.1 | -0.1 |
| Other printing machinery and equipment, incl. pre-press preparation & typesetting..... | | 333293-911 | 06/01 | 95.3 | 95.3 | 94.8 | -1.5 | -0.5 |
| Parts, attachments, and accessories for printing trades machinery..... | | 333293-912 | 06/01 | 108.9 | 108.7 | 109.6 | -0.5 | 0.8 |
| Secondary products and miscellaneous receipts..... | | 333293-SM | | | | | | |
| Miscellaneous receipts..... | | 333293-M | 12/82 | 179.0 | — | 178.8 | -0.1 | — |
| Food product machinery manufacturing..... | 333294 | | 12/83 | 224.2 | 226.7 | 227.6 | 1.4 | 0.4 |
| Primary products..... | | 333294-P | 12/83 | 230.8 | 233.8 | 235.0 | 1.7 | 0.5 |
| Dairy and milk products plant machinery and equipment. . . | | 333294-1 | 12/83 | 219.0 | 217.9 | 218.3 | -1.4 | 0.2 |
| Commercial food products machinery (except packaging and cooking equipment)..... | | 333294-3 | 12/83 | 208.3 | 211.9 | 212.1 | 2.2 | 0.1 |
| Industrial food products machinery for processing foods, beverages, & animal & fowl feed..... | | 333294-5 | 12/83 | 235.1 | 238.4 | 240.6 | 2.0 | 0.9 |
| Secondary products and miscellaneous receipts..... | | 333294-SM | | | | | | |
| Miscellaneous receipts..... | | 333294-M | 12/83 | 163.2 | 163.7 | 163.6 | 0.2 | -0.1 |
| Secondary products..... | | 333294-S | 12/83 | 222.1 | 222.2 | 222.2 | 0.5 | 0.0 |
| Semiconductor machinery manufacturing..... | 333295 | | 12/03 | 94.8 | 88.2 | 90.6 | -5.9 | 2.7 |
| Primary products..... | | 333295-P | 12/03 | 94.2 | 86.9 | 89.6 | -6.5 | 3.1 |
| Semiconductor machinery and parts..... | | 333295-0 | 06/87 | 121.2 | 111.8 | 115.3 | -6.5 | 3.1 |
| Secondary products and miscellaneous receipts..... | | 333295-SM | | | | | | |
| Miscellaneous receipts..... | | 333295-M | 12/03 | 101.7 | 101.8 | — | — | — |
| Secondary products..... | | 333295-S | 12/03 | 103.5 | 103.5 | 103.6 | 0.1 | 0.1 |
| All other industrial machinery manufacturing..... | 333298 | | 12/03 | 116.1 | 117.1 | 117.8 | 1.5 | 0.6 |
| Primary products..... | | 333298-P | 12/03 | 116.0 | 117.2 | 118.0 | 2.4 | 0.7 |
| Chemical manufacturing machinery, equipment, and parts.. | | 333298-1 | 12/81 | 209.3 | 212.1 | 215.0 | 4.4 | 1.4 |
| Foundry machinery and equipment, excluding patterns and molds..... | | 333298-3 | 12/81 | 243.2 | 243.5 | 243.4 | 0.1 | 0.0 |
| Printed circuit board manufacturing machinery, except testing..... | | 333298-5 | 06/01 | 108.0 | 108.0 | 112.6 | 4.3 | 4.3 |
| All other miscellaneous special industry machinery and equipment..... | | 333298-7 | 12/94 | 130.0 | 131.6 | 131.1 | 1.5 | -0.4 |
| Secondary products and miscellaneous receipts..... | | 333298-SM | | | | | | |

See footnotes at end of table.

Table 5. Producer price indexes for the net output of selected industries and their products, not seasonally adjusted — Continued

| Industry and product ¹ | Industry code | Product code | Index base | Index | | | Percent change to Apr. 2010 from: | |
|---|---------------|--------------|------------|------------------------|------------------------|------------------------|-----------------------------------|-----------|
| | | | | Dec. 2009 ² | Mar. 2010 ² | Apr. 2010 ² | Apr. 2009 | Mar. 2010 |
| All other industrial machinery manufacturing - Continued | | | | | | | | |
| Miscellaneous receipts..... | | 333298-M | 12/03 | 106.0 | 106.0 | 106.0 | -5.5 | 0.0 |
| Secondary products..... | | 333298-S | 12/03 | 139.0 | 139.0 | 140.1 | 0.8 | 0.8 |
| Commercial and service industry machinery..... | 3333 | | 12/03 | 111.8 | 112.0 | 112.3 | 0.4 | 0.3 |
| Commercial and service industry machinery..... | 33331 | | 12/03 | 111.8 | 112.0 | 112.3 | 0.4 | 0.3 |
| Automatic vending machine manufacturing..... | 333311 | | 06/82 | 135.4 | 135.6 | 135.7 | 1.6 | 0.1 |
| Primary products..... | | 333311-P | 06/82 | 134.7 | 135.0 | 135.1 | 1.7 | 0.1 |
| Automatic merchandising machines, coin-operated, excluding parts..... | | 333311-1 | 06/82 | 134.0 | 134.4 | 134.6 | 1.7 | 0.1 |
| Coin-operated mechanisms and other parts for automatic merchandising machines..... | | 333311-3 | 12/88 | 116.0 | 116.0 | 116.0 | 1.4 | 0.0 |
| Commercial laundry and drycleaning machinery..... | 333312 | | 12/82 | 242.1 | 243.3 | 243.5 | 4.1 | 0.1 |
| Primary products..... | | 333312-P | 12/82 | 222.3 | 223.2 | 223.5 | 4.3 | 0.1 |
| Commercial laundry and drycleaning machinery..... | | 333312-0 | 06/03 | 127.5 | 128.1 | 128.2 | 4.3 | 0.1 |
| Secondary products and miscellaneous receipts..... | | 333312-SM | | | | | | |
| Office machinery manufacturing..... | 333313 | | 06/85 | 131.7 | 131.9 | 131.9 | 1.6 | 0.0 |
| Primary products..... | | 333313-P | 06/85 | 122.4 | 122.8 | 122.8 | 1.6 | 0.0 |
| Mailing, letter handling, and addressing machines, except parts and attachments..... | | 333313-A | 06/85 | 119.0 | 119.0 | 119.0 | 1.1 | 0.0 |
| Parts and attachments for office machines..... | | 333313-J | 12/03 | 121.4 | 135.3 | 135.3 | 10.7 | 0.0 |
| Other office machinery..... | | 333313-8 | 06/07 | 100.2 | 97.8 | 98.2 | 1.2 | 0.4 |
| Secondary products and miscellaneous receipts..... | | 333313-SM | | | | | | |
| Miscellaneous receipts..... | | 333313-M | 06/85 | 171.5 | 171.5 | 171.5 | 3.3 | 0.0 |
| Optical instrument and lens manufacturing..... | 333314 | | 06/91 | 111.4 | 110.6 | 111.8 | -2.9 | 1.1 |
| Primary products..... | | 333314-P | 06/91 | 110.7 | 109.8 | 111.1 | -2.2 | 1.2 |
| Sighting, tracking and fire-control equipment, optical type..... | | 333314-1 | 12/85 | 126.2 | 125.4 | 126.2 | -0.3 | 0.6 |
| All other miscellaneous optical instruments and lenses..... | | 333314-3 | 12/98 | 103.4 | 102.5 | 103.9 | -2.6 | 1.4 |
| Binoculars and astronomical instruments..... | | 333314-31 | 06/91 | 95.4 | 93.4 | 94.4 | -3.6 | 1.1 |
| Secondary products and miscellaneous receipts..... | | 333314-SM | | | | | | |
| Photographic and photocopying equipment mfg..... | 333315 | | 12/03 | 101.2 | 101.2 | 101.1 | -1.1 | -0.1 |
| Primary products..... | | 333315-P | 12/03 | 109.0 | 108.9 | 108.9 | -1.3 | 0.0 |
| All types of photographic and photocopying equipment, except motion picture equipment..... | | 333315-A | 06/07 | 101.3 | 101.3 | 101.3 | -1.6 | 0.0 |
| Motion picture equipment..... | | 333315-7 | 06/07 | 101.9 | 101.4 | 101.2 | -0.7 | -0.2 |
| Secondary products and miscellaneous receipts..... | | 333315-SM | | | | | | |
| Miscellaneous receipts..... | | 333315-M | 12/03 | 68.5 | 69.1 | 69.1 | 0.9 | 0.0 |
| Secondary products..... | | 333315-S | 12/03 | 107.7 | 107.7 | 106.4 | -0.3 | -1.2 |
| Other commercial & service machinery mfg..... | 333319 | | 06/82 | 210.9 | 211.6 | 212.2 | 1.0 | 0.3 |
| Primary products..... | | 333319-P | 06/82 | 216.3 | 217.3 | 218.0 | 1.0 | 0.3 |
| Miscellaneous machinery products, incl electronic teaching machines & auto maintenance equip..... | | 333319-B | 06/07 | 106.7 | 107.3 | 107.8 | 1.0 | 0.5 |
| Commercial cooking and food warming equipment..... | | 333319-1 | 06/82 | 251.6 | 252.0 | 252.4 | 1.2 | 0.2 |
| Commercial and industrial vacuum cleaners, incl. parts and attachments..... | | 333319-3 | 06/82 | 211.0 | 211.6 | 211.6 | 0.0 | 0.0 |
| Secondary products and miscellaneous receipts..... | | 333319-SM | | | | | | |
| Miscellaneous receipts..... | | 333319-M | 06/82 | 193.2 | 193.7 | 193.6 | 0.4 | -0.1 |
| Secondary products..... | | 333319-S | 06/82 | 174.6 | 172.3 | 172.3 | 0.9 | 0.0 |
| HVAC and commercial refrigeration equipment..... | 3334 | | 12/03 | 123.6 | 123.5 | 123.4 | -0.6 | -0.1 |
| HVAC and commercial refrigeration equipment..... | 33341 | | 12/03 | 123.6 | 123.5 | 123.4 | -0.6 | -0.1 |
| Air purification equipment manufacturing..... | 333411 | | 12/03 | 113.7 | 113.9 | 113.9 | -1.7 | 0.0 |
| Primary products..... | | 333411-P | 12/03 | 114.7 | 115.0 | 115.1 | -1.8 | 0.1 |
| Dust collection and other air purification equipment for industrial gas cleaning systems..... | | 333411-1 | 12/83 | 176.9 | 176.9 | 176.9 | -1.9 | 0.0 |
| Dust collection and other air purification equipment for cleaning incoming air..... | | 333411-3 | 12/83 | 157.7 | 158.1 | 158.3 | -1.9 | 0.1 |
| Secondary products and miscellaneous receipts..... | | 333411-SM | | | | | | |
| Miscellaneous receipts..... | | 333411-M | 12/03 | 120.0 | 120.0 | 120.0 | 0.0 | 0.0 |
| Secondary products..... | | 333411-S | 12/03 | 88.7 | 88.7 | 88.7 | - | 0.0 |
| Industrial and commercial fan and blower mfg..... | 333412 | | 12/03 | 130.6 | 131.9 | 131.8 | 1.7 | -0.1 |
| Primary products..... | | 333412-P | 12/03 | 131.1 | 132.5 | 132.5 | 1.9 | 0.0 |
| Industrial and commercial fans and blowers..... | | 333412-0 | 12/03 | 131.1 | 132.5 | 132.5 | 1.9 | 0.0 |
| Centrifugal blower filter units, and classes I-IV centrifugal fans, except parts..... | | 333412-02 | 06/09 | 100.1 | 100.6 | 100.5 | - | -0.1 |
| Other centrifugal fans and blowers, except parts..... | | 333412-03 | 06/09 | 102.5 | 104.0 | 104.0 | - | 0.0 |
| Axial fans and industrial propeller fans, except parts..... | | 333412-07 | 06/09 | 100.3 | 101.6 | 101.5 | - | -0.1 |
| Power roof ventilators, except parts..... | | 333412-08 | 06/09 | 100.2 | 101.3 | 101.3 | - | 0.0 |
| Parts and accessories for fans and blowers..... | | 333412-09 | 06/09 | 100.3 | 100.6 | 100.7 | - | 0.1 |
| Secondary products and miscellaneous receipts..... | | 333412-SM | | | | | | |

See footnotes at end of table.

Table 5. Producer price indexes for the net output of selected industries and their products, not seasonally adjusted — Continued

| Industry and product ¹ | Industry code | Product code | Index base | Index | | | Percent change to Apr. 2010 from: | |
|--|---------------|--------------|------------|------------------------|------------------------|------------------------|-----------------------------------|-----------|
| | | | | Dec. 2009 ² | Mar. 2010 ² | Apr. 2010 ² | Apr. 2009 | Mar. 2010 |
| Industrial and commercial fan and blower mfg - Continued | | | | | | | | |
| Miscellaneous receipts..... | | 333412-M | 12/03 | 127.2 | — | 127.8 | — | — |
| Secondary products..... | | 333412-S | 12/03 | 126.7 | 126.9 | 127.4 | 0.2 | 0.4 |
| Heating equipment, except warm air furnaces..... | 333414 | | 06/80 | 255.7 | 256.7 | 256.4 | 0.2 | -0.1 |
| Primary products..... | | 333414-P | 06/80 | 247.7 | 248.6 | 248.4 | 1.2 | -0.1 |
| Cast iron heating boilers, radiators, and convectors (except parts)..... | | 333414-1 | 06/99 | 150.8 | 150.8 | 150.8 | 2.7 | 0.0 |
| Domestic heating stoves (except electric and parts)..... | | 333414-3 | 06/80 | 197.1 | 198.5 | 198.5 | 1.6 | 0.0 |
| Steel heating boilers (15 psi or less) and all hot water heating boilers (except parts)..... | | 333414-5 | 06/80 | 239.7 | 240.5 | 240.5 | -1.4 | 0.0 |
| Floor and wall furnaces, unit heaters, infrared heaters, and mechanical stokers..... | | 333414-7 | 06/99 | 128.9 | 128.9 | 128.5 | -1.8 | -0.3 |
| Other heating equipment, except electric (incl parts for nonelectric equip & oil burners)..... | | 333414-9 | 06/99 | 128.6 | 129.2 | 129.0 | 1.7 | -0.2 |
| Secondary products and miscellaneous receipts..... | | 333414-SM | | | | | | |
| Miscellaneous receipts..... | | 333414-M | 06/99 | 119.1 | 119.1 | 119.1 | -11.6 | 0.0 |
| Secondary products..... | | 333414-S | 06/80 | 233.8 | 237.5 | 233.9 | 1.7 | -1.5 |
| AC, refrigeration, and forced air heating..... | 333415 | | 12/82 | 162.3 | 161.8 | 161.7 | -0.9 | -0.1 |
| Primary products..... | | 333415-P | 12/82 | 164.0 | 163.5 | 163.3 | -1.6 | -0.1 |
| Compressors and compressor units, all refrigerants, except automobiles..... | | 333415-A | 12/03 | 126.4 | 127.3 | 127.0 | -1.7 | -0.2 |
| Warm air furnaces, incl. duct furnaces & humidifiers, & electric comfort heating..... | | 333415-C | 12/89 | 130.5 | 130.2 | 130.5 | -0.9 | 0.2 |
| Parts & accessories for air conditioning & heat transfer equipment..... | | 333415-D | 12/89 | 148.6 | 149.2 | 149.1 | -1.7 | -0.1 |
| Unitary air-conditioners, except air source heat pumps..... | | 333415-E | 12/82 | 152.5 | 150.8 | 150.6 | -2.0 | -0.1 |
| Air source heat pumps, except room air conditioners..... | | 333415-F | 12/07 | 107.5 | — | — | — | — |
| Heat pumps..... | | 333415-H | 12/09 | 100.0 | 99.1 | 96.1 | — | -3.0 |
| Heat transfer equipment (except elec dehumidifiers), mechanically refrigerated, self-contained..... | | 333415-2 | 12/03 | 130.4 | 129.2 | 129.8 | -3.3 | 0.5 |
| Commercial refrigerators and related equipment..... | | 333415-3 | 12/82 | 193.2 | 191.5 | 191.6 | 1.4 | 0.1 |
| Refrigeration condensing units, all refrigerants, except ammonia (complete)..... | | 333415-5 | 12/82 | 182.4 | 182.4 | 182.4 | -2.4 | 0.0 |
| Room air-conditioners and dehumidifiers, except portable dehumidifiers..... | | 333415-6 | 12/82 | 118.6 | — | — | — | — |
| All other miscellaneous refrigeration & air-conditioning equipment..... | | 333415-9 | 12/89 | 161.6 | 162.5 | 162.1 | 0.4 | -0.2 |
| Secondary products and miscellaneous receipts..... | | 333415-SM | | | | | | |
| Miscellaneous receipts..... | | 333415-M | 12/82 | 149.2 | 149.3 | 149.3 | 14.8 | 0.0 |
| Secondary products..... | | 333415-S | 12/82 | 130.6 | — | — | — | — |
| Metalworking machinery manufacturing..... | 3335 | | 12/03 | 108.6 | 108.7 | 108.7 | -1.0 | 0.0 |
| Metalworking machinery manufacturing..... | 33351 | | 12/03 | 108.6 | 108.7 | 108.7 | -1.0 | 0.0 |
| Industrial mold manufacturing..... | 333511 | | 12/03 | 101.8 | 101.6 | 101.9 | -0.9 | 0.3 |
| Primary products..... | | 333511-P | 12/03 | 102.2 | 102.0 | 102.3 | -1.0 | 0.3 |
| Industrial molds and mold boxes..... | | 333511-0 | 06/81 | 125.7 | 125.4 | 125.9 | -0.9 | 0.4 |
| Industrial injection-type molds made of metal for plastics..... | | 333511-05 | 12/09 | 100.0 | 100.0 | 100.5 | — | 0.5 |
| Other industrial molds and mold boxes..... | | 333511-06 | 12/09 | 100.0 | 99.4 | 99.5 | — | 0.1 |
| Secondary products and miscellaneous receipts..... | | 333511-SM | | | | | | |
| Secondary products..... | | 333511-S | 12/03 | — | 99.6 | 99.6 | -0.2 | 0.0 |
| Metal cutting machine tool manufacturing..... | 333512 | | 06/83 | 173.4 | 173.6 | 173.6 | -3.9 | 0.0 |
| Primary products..... | | 333512-P | 06/83 | 166.7 | 167.1 | 167.1 | -0.1 | 0.0 |
| Other metal cutting machine tools..... | | 333512-B | 12/09 | 100.0 | 100.3 | 100.3 | — | 0.0 |
| Metal grinding, polishing, buffing, honing, & lapping machines..... | | 333512-2 | 06/83 | 229.0 | 230.1 | 230.1 | 1.2 | 0.0 |
| Parts for metal cutting machine tools (sold separately) & rebuilt machine tools..... | | 333512-6 | 06/83 | 140.7 | 140.7 | 140.7 | -1.1 | 0.0 |
| Metal machining centers (multifunction numerically controlled machines)..... | | 333512-7 | 06/83 | — | 155.1 | 155.1 | — | 0.0 |
| Secondary products and miscellaneous receipts..... | | 333512-SM | | | | | | |
| Miscellaneous receipts..... | | 333512-M | 06/83 | 237.7 | 237.7 | — | — | — |
| Metal forming machine tool manufacturing..... | 333513 | | 06/81 | 211.0 | 211.6 | 211.6 | 0.5 | 0.0 |
| Primary products..... | | 333513-P | 06/81 | 218.5 | 219.3 | 219.2 | 0.6 | 0.0 |
| Metal punching and shearing (power & manual), and bending and forming machines (power only)..... | | 333513-1 | 06/81 | 188.5 | 189.5 | 189.4 | 2.3 | -0.1 |
| Metalworking presses (except forging and die-stamping presses)..... | | 333513-3Z | 06/81 | 245.8 | 245.8 | 245.8 | 0.0 | 0.0 |
| Other metal forming machine tools, including forging and die-stamping machines (except presses)..... | | 333513-5 | 06/81 | 235.4 | 235.4 | 235.4 | 0.7 | 0.0 |
| Parts for metal forming machine tools (sold separately) and rebuilt metal forming machine tools..... | | 333513-7 | 06/81 | 209.7 | 211.3 | 211.3 | -1.5 | 0.0 |
| Secondary products and miscellaneous receipts..... | | 333513-SM | | | | | | |

See footnotes at end of table.

Table 5. Producer price indexes for the net output of selected industries and their products, not seasonally adjusted — Continued

| Industry and product ¹ | Industry code | Product code | Index base | Index | | | Percent change to Apr. 2010 from: | |
|---|---------------|--------------|------------|------------------------|------------------------|------------------------|-----------------------------------|-----------|
| | | | | Dec. 2009 ² | Mar. 2010 ² | Apr. 2010 ² | Apr. 2009 | Mar. 2010 |
| Metal forming machine tool manufacturing - Continued | | | | | | | | |
| Miscellaneous receipts..... | | 333513-M | 12/92 | 158.3 | — | — | — | — |
| Secondary products..... | | 333513-S | 06/81 | — | 159.3 | 159.3 | — | 0.0 |
| Special tool, die, jig, and fixture mfg..... | 333514 | | 12/03 | 101.6 | 101.8 | 101.8 | -1.2 | 0.0 |
| Primary products..... | | 333514-P | 06/81 | 168.3 | 168.6 | 168.6 | -1.3 | 0.0 |
| Special dies and tools, die sets, jigs, and fixtures..... | | 333514-1 | 06/81 | 168.3 | 168.6 | 168.6 | -1.3 | 0.0 |
| Jigs and fixtures, including parts..... | | 333514-11 | 06/81 | 244.6 | 240.6 | 240.6 | -2.2 | 0.0 |
| Metalworking die and die sets..... | | 333514-13 | 12/02 | 100.7 | 101.8 | 101.7 | -1.5 | -0.1 |
| Standard punches, industrial prototypes, die parts & other special tooling, dies..... | | 333514-17 | 06/94 | 118.2 | 118.2 | 118.2 | -0.4 | 0.0 |
| Secondary products and miscellaneous receipts..... | | 333514-SM | | | | | | |
| Secondary products..... | | 333514-S | 12/03 | 102.2 | 102.5 | — | — | — |
| Cutting tool and machine tool accessory mfg..... | 333515 | | 06/83 | 165.1 | 165.8 | 165.7 | 0.6 | -0.1 |
| Primary products..... | | 333515-P | 06/83 | 160.5 | 161.2 | 161.0 | 0.5 | -0.1 |
| Small cutting tools for machine tools and metalworking machinery..... | | 333515-2 | 06/83 | 152.6 | 153.5 | 153.3 | 0.8 | -0.1 |
| Other attachments and accessories for machine tools and metalworking machinery..... | | 333515-3 | 06/83 | 181.0 | 181.0 | 181.0 | -0.1 | 0.0 |
| Secondary products and miscellaneous receipts..... | | 333515-SM | | | | | | |
| Miscellaneous receipts..... | | 333515-M | 01/87 | 199.1 | 199.6 | 199.6 | 0.9 | 0.0 |
| Secondary products..... | | 333515-S | 06/83 | 168.9 | 168.9 | 168.9 | 0.0 | 0.0 |
| Rolling mill machinery and equipment mfg..... | 333516 | | 12/81 | 227.4 | 226.0 | 227.3 | -0.7 | 0.6 |
| Primary products..... | | 333516-P | 12/81 | 234.7 | 233.2 | 234.6 | -0.7 | 0.6 |
| Other rolling mill machinery, incl. tube mill machinery & parts for all rolling mill machinery..... | | 333516-5 | 12/81 | 276.0 | 273.0 | 275.9 | -1.0 | 1.1 |
| Secondary products and miscellaneous receipts..... | | 333516-SM | | | | | | |
| Other metalworking machinery manufacturing..... | 333518 | | 06/83 | 193.9 | 193.4 | 193.6 | -0.7 | 0.1 |
| Primary products..... | | 333518-P | 06/83 | 192.0 | 191.4 | 191.4 | -1.0 | 0.0 |
| Assembly machines..... | | 333518-1 | 06/83 | 173.8 | 173.8 | 173.8 | 0.1 | 0.0 |
| Other metalworking machinery (except handheld and ultrasonic)..... | | 333518-3 | 06/83 | 216.8 | 214.2 | 214.2 | -3.6 | 0.0 |
| Secondary products and miscellaneous receipts..... | | 333518-SM | | | | | | |
| Secondary products..... | | 333518-S | 06/83 | 210.1 | 210.1 | 212.3 | 1.2 | 1.0 |
| Turbine and power transmission equipment mfg..... | 3336 | | 12/84 | 174.6 | 176.1 | 175.7 | 1.2 | -0.2 |
| Turbine and power transmission equipment mfg..... | 33361 | | 12/84 | 174.6 | 176.1 | 175.7 | 1.2 | -0.2 |
| Turbine and turbine generator set units mfg..... | 333611 | | 06/82 | 210.2 | 211.5 | 211.4 | 1.7 | 0.0 |
| Primary products..... | | 333611-P | 06/82 | 209.0 | 210.3 | 210.2 | 0.5 | 0.0 |
| Turbine generator sets..... | | 333611-3 | 12/03 | 130.4 | 130.8 | 131.1 | 1.5 | 0.2 |
| Steam, gas, and other turbines and turbine generators..... | | 333611-4 | 12/03 | 132.3 | 133.7 | 133.1 | -0.6 | -0.4 |
| Parts & accessories for turbines, turbine generators, and turbine generator sets..... | | 333611-7 | 12/03 | 116.5 | 116.8 | 117.2 | 1.2 | 0.3 |
| Secondary products and miscellaneous receipts..... | | 333611-SM | | | | | | |
| Speed changers, drive, and gear manufacturing..... | 333612 | | 12/83 | 231.1 | 231.8 | 232.0 | -1.0 | 0.1 |
| Primary products..... | | 333612-P | 12/83 | 220.3 | 221.1 | 221.3 | -1.3 | 0.1 |
| Loose gearing, including gears, pinions, racks, and worms, sold separately..... | | 333612-3 | 12/83 | 166.4 | 167.6 | 167.4 | -4.4 | -0.1 |
| Speed changers, & ind. high speed drives, & parts other than loose gearing..... | | 333612-7 | 12/03 | 134.4 | 134.7 | 134.9 | -0.1 | 0.1 |
| Secondary products and miscellaneous receipts..... | | 333612-SM | | | | | | |
| Miscellaneous receipts..... | | 333612-M | 07/84 | 220.7 | 220.6 | 220.6 | 1.6 | 0.0 |
| Secondary products..... | | 333612-S | 12/83 | 322.9 | 323.3 | 323.3 | 0.4 | 0.0 |
| Mechanical power transmission equipment mfg..... | 333613 | | 12/84 | 223.5 | 223.6 | 223.8 | 0.5 | 0.1 |
| Primary products..... | | 333613-P | 12/84 | 216.1 | 216.3 | 216.5 | 0.1 | 0.1 |
| Plain bearings and bushings..... | | 333613-1 | 12/84 | 152.3 | 152.3 | 152.3 | 0.1 | 0.0 |
| Mechanical power transmission equipment, except speed changers, drives, & gears..... | | 333613-3 | 12/84 | 230.9 | 231.1 | 231.4 | 0.1 | 0.1 |
| Secondary products and miscellaneous receipts..... | | 333613-SM | | | | | | |
| Miscellaneous receipts..... | | 333613-M | 02/85 | 294.4 | 294.4 | 294.4 | 7.6 | 0.0 |
| Secondary products..... | | 333613-S | 12/84 | 235.2 | 235.3 | 235.5 | -1.9 | 0.1 |
| Other engine equipment mfg..... | 333618 | | 12/82 | 158.3 | 160.5 | 159.6 | 0.9 | -0.6 |
| Primary products..... | | 333618-P | 12/82 | 157.8 | 159.9 | 159.0 | 1.1 | -0.6 |
| Parts & accessories (except aircraft and gasoline automotive engines)..... | | 333618-F | 12/82 | 171.6 | 174.3 | 173.8 | 2.8 | -0.3 |
| Diesel, semidiesel and dual-fuel engines (except automotive)..... | | 333618-3 | 12/82 | 147.7 | 152.4 | 149.0 | -0.3 | -2.2 |
| Diesel, semidiesel, and dual-fuel engines for automobiles, trucks, and buses..... | | 333618-5 | 12/82 | 156.1 | 157.5 | 157.4 | 1.4 | -0.1 |
| Secondary products and miscellaneous receipts..... | | 333618-SM | | | | | | |
| Other general purpose machinery manufacturing..... | 3339 | | 12/03 | 125.9 | 125.8 | 126.4 | 0.8 | 0.5 |

See footnotes at end of table.

Table 5. Producer price indexes for the net output of selected industries and their products, not seasonally adjusted — Continued

| Industry and product ¹ | Industry code | Product code | Index base | Index | | | Percent change to Apr. 2010 from: | |
|--|---------------|--------------|------------|------------------------|------------------------|------------------------|-----------------------------------|-----------|
| | | | | Dec. 2009 ² | Mar. 2010 ² | Apr. 2010 ² | Apr. 2009 | Mar. 2010 |
| Pump and compressor manufacturing..... | 33391 | | 12/03 | 127.9 | 128.4 | 128.6 | 1.1 | 0.2 |
| Pump and pumping equipment manufacturing..... | 333911 | | 12/83 | 225.6 | 226.3 | 226.7 | 1.2 | 0.2 |
| Primary products..... | | 333911-P | 12/83 | 226.9 | 227.7 | 228.0 | 1.1 | 0.1 |
| Pump and pumping equipment..... | | 333911-1Z | 12/09 | 100.0 | 100.3 | 100.3 | — | 0.0 |
| Domestic water systems..... | | 333911-1Z1 | 12/83 | 182.4 | 182.4 | 184.5 | 1.8 | 1.2 |
| Domestic sump pumps..... | | 333911-1Z2 | 12/09 | 100.0 | 100.0 | 100.0 | — | 0.0 |
| Oil-well and oil-field pumps, except boiler feed..... | | 333911-1Z3 | 12/09 | 100.0 | 100.0 | 100.0 | — | 0.0 |
| Industrial pumps, except hydraulic fluid power pumps. . . . | | 333911-1Z4 | 12/83 | 231.5 | 232.4 | 232.1 | 0.8 | -0.1 |
| Other pumps, except automotive circulating pumps, and measuring & dispensing pumps..... | | 333911-1Z5 | 12/01 | 144.3 | 144.7 | 144.9 | 2.8 | 0.1 |
| Parts and attachments for pumps and pumping equipment, excl. compressors..... | | 333911-5Z | 12/83 | 269.7 | 271.6 | 272.8 | 1.4 | 0.4 |
| Secondary products and miscellaneous receipts..... | | 333911-SM | | | | | | |
| Miscellaneous receipts..... | | 333911-M | 12/83 | 295.1 | 295.1 | 295.9 | 2.8 | 0.3 |
| Secondary products..... | | 333911-S | 12/83 | — | 130.2 | 130.2 | -1.1 | 0.0 |
| Air and gas compressor manufacturing..... | 333912 | | 06/84 | 188.7 | 189.5 | 189.9 | 1.0 | 0.2 |
| Primary products..... | | 333912-P | 06/84 | 190.0 | 191.0 | 191.2 | 1.1 | 0.1 |
| Air and gas compressors and vacuum pumps..... | | 333912-1 | 06/84 | 189.7 | 190.3 | 191.0 | 1.2 | 0.4 |
| Parts & attach. for air gas compressors, ex. refrigeration, ice making, & a/c..... | | 333912-4 | 06/84 | 207.0 | 212.0 | 210.9 | 2.6 | -0.5 |
| Industrial spraying equipment..... | | 333912-7 | 06/84 | 168.2 | 167.0 | 167.0 | -0.5 | 0.0 |
| Secondary products and miscellaneous receipts..... | | 333912-SM | | | | | | |
| Miscellaneous receipts..... | | 333912-M | 11/86 | 157.8 | 157.8 | 157.8 | -0.1 | 0.0 |
| Secondary products..... | | 333912-S | 06/84 | 210.6 | 212.3 | 216.1 | 2.6 | 1.8 |
| Measuring and dispensing pump manufacturing..... | 333913 | | 06/84 | 183.0 | 183.9 | 183.9 | 1.1 | 0.0 |
| Primary products..... | | 333913-P | 06/84 | 179.3 | 180.3 | 180.3 | 1.2 | 0.0 |
| Measuring and dispensing pumps..... | | 333913-0 | 12/03 | 123.0 | 123.7 | 123.6 | 1.1 | -0.1 |
| Secondary products and miscellaneous receipts..... | | 333913-SM | | | | | | |
| Material handling equipment manufacturing..... | 33392 | | 12/03 | 129.7 | 129.1 | 129.8 | 0.3 | 0.5 |
| Elevator and moving stairway manufacturing..... | 333921 | | 06/81 | 148.9 | 148.4 | 147.4 | -1.3 | -0.7 |
| Primary products..... | | 333921-P | 06/81 | 147.4 | 146.7 | 145.6 | -1.5 | -0.7 |
| Elevators and moving stairways..... | | 333921-1 | 06/81 | 140.6 | 139.2 | 138.2 | -2.1 | -0.7 |
| Parts and attachments for elevators and moving stairways (sold separately)..... | | 333921-3 | 06/81 | 197.2 | 200.3 | 198.9 | 1.2 | -0.7 |
| Secondary products and miscellaneous receipts..... | | 333921-SM | | | | | | |
| Miscellaneous receipts..... | | 333921-M | 06/81 | 147.2 | 150.6 | 150.6 | 2.3 | 0.0 |
| Conveyor and conveying equipment mfg..... | 333922 | | 06/84 | 183.4 | 183.3 | 183.3 | -0.1 | 0.0 |
| Primary products..... | | 333922-P | 06/84 | 179.9 | 179.8 | 179.8 | -0.2 | 0.0 |
| Unit handling conveyors and conveying systems..... | | 333922-1 | 06/84 | 163.3 | 163.7 | 163.7 | 0.9 | 0.0 |
| Unit handling gravity and trolley conveyors and conveying systems..... | | 333922-12 | 06/09 | 99.9 | 100.9 | 100.8 | — | -0.1 |
| Unit handling tow, belt, roller, pneumatic, portable, carousel, and other nonbelt conveyor..... | | 333922-14 | 06/09 | 100.0 | 100.0 | 100.0 | — | 0.0 |
| Parts and accessories for unit handling conveyors & conveying systems, sold separately..... | | 333922-4 | 06/84 | 208.5 | 208.5 | 208.5 | -2.0 | 0.0 |
| Bulk material handling conveyors & conveying systems. . . . | | 333922-8 | 06/84 | 176.4 | 175.7 | 175.8 | -0.3 | 0.1 |
| Bulk material handling conveyors and elevators..... | | 333922-811 | 06/84 | 174.9 | 174.1 | 174.3 | -0.2 | 0.1 |
| All other bulk handling systems including loading and unloading..... | | 333922-814 | 06/01 | 132.5 | 132.4 | 132.5 | -0.5 | 0.1 |
| Parts and accessories for bulk material handling conveyors and conveying systems..... | | 333922-9 | 06/84 | 267.0 | 265.8 | 265.8 | -2.3 | 0.0 |
| Secondary products and miscellaneous receipts..... | | 333922-SM | | | | | | |
| Miscellaneous receipts..... | | 333922-M | 06/84 | 184.8 | 184.8 | 184.8 | -0.3 | 0.0 |
| Secondary products..... | | 333922-S | 06/84 | 244.0 | 245.1 | 244.0 | — | -0.4 |
| Overhead cranes, hoists, and monorail systems..... | 333923 | | 12/03 | 133.1 | 133.0 | 133.1 | -0.2 | 0.1 |
| Primary products..... | | 333923-P | 12/03 | 133.6 | 133.4 | 133.5 | -0.1 | 0.1 |
| Hoists..... | | 333923-1 | 12/84 | 203.9 | 202.6 | 203.9 | 0.7 | 0.6 |
| Overhead traveling cranes and monorail systems..... | | 333923-3 | 12/84 | 188.7 | 188.1 | 188.3 | -1.3 | 0.1 |
| Winches, aerial work platforms, and automotive wrecker hoists..... | | 333923-7 | 12/03 | 136.5 | 136.5 | 136.5 | 0.0 | 0.0 |
| Secondary products and miscellaneous receipts..... | | 333923-SM | | | | | | |
| Miscellaneous receipts..... | | 333923-M | 12/03 | 121.6 | 122.9 | 122.7 | 0.2 | -0.2 |
| Secondary products..... | | 333923-S | 12/03 | 137.1 | 137.1 | — | — | — |
| Industrial truck, trailer, and stacker mfg..... | 333924 | | 12/79 | 207.8 | 205.2 | 209.0 | 1.5 | 1.9 |
| Primary products..... | | 333924-P | 12/79 | 205.6 | 205.9 | 207.1 | 1.8 | 0.6 |
| Industrial trucks, tractors, mobile straddle carriers & cranes, & automatic stacking machines..... | | 333924-2 | 12/79 | 181.3 | 181.8 | 182.3 | 1.8 | 0.3 |
| Work trucks w/ lifting & handling equip, non-riding electric or any non-electric..... | | 333924-202 | 06/02 | 119.3 | 119.7 | 121.0 | 2.1 | 1.1 |
| Work trucks, not fitted with lifting and handling equipment, electric or non-electric..... | | 333924-203 | 06/02 | 129.5 | 129.5 | 129.8 | 0.2 | 0.2 |

See footnotes at end of table.

Table 5. Producer price indexes for the net output of selected industries and their products, not seasonally adjusted — Continued

| Industry and product ¹ | Industry code | Product code | Index base | Index | | | Percent change to Apr. 2010 from: | |
|---|---------------|--------------|------------|------------------------|------------------------|------------------------|-----------------------------------|-----------|
| | | | | Dec. 2009 ² | Mar. 2010 ² | Apr. 2010 ² | Apr. 2009 | Mar. 2010 |
| Industrial truck, trailer, and stacker mfg - Continued | | | | | | | | |
| Bulk powered material moving equipment, dock boards and metal pallets and skids..... | | 333924-204 | 06/02 | 128.4 | 128.8 | 128.8 | 1.0 | 0.0 |
| Parts and attachments for industrial trucks and tractors. . . . | | 333924-3 | 12/86 | — | 237.2 | 240.3 | — | 1.3 |
| Secondary products and miscellaneous receipts..... | | 333924-SM | | | | | | |
| All other general purpose machinery mfg. | 33399 | | 12/03 | 122.8 | 122.8 | 123.6 | 1.1 | 0.7 |
| Power-driven handtool manufacturing..... | 333991 | | 12/80 | 179.9 | 177.4 | 178.2 | -1.3 | 0.5 |
| Primary products..... | | 333991-P | 12/80 | 171.8 | 171.8 | 171.9 | -0.3 | 0.1 |
| Power-driven handtools, pneumatic, hydraulic, and powder-actuated..... | | 333991-2 | 12/80 | 224.1 | 224.1 | 224.6 | -1.0 | 0.2 |
| Power-driven handtools, battery-powered (cordless), including parts..... | | 333991-7 | 12/04 | 102.1 | — | 102.1 | 0.0 | — |
| Power-driven handtools, electric (except battery powered), including parts..... | | 333991-9 | 12/04 | 99.0 | — | 99.0 | 0.0 | — |
| Secondary products and miscellaneous receipts..... | | 333991-SM | | | | | | |
| Miscellaneous receipts..... | | 333991-M | 06/86 | 173.4 | 173.4 | 173.4 | 0.0 | 0.0 |
| Welding and soldering equipment manufacturing..... | 333992 | | 12/84 | 222.5 | 223.0 | 223.0 | 0.3 | 0.0 |
| Primary products..... | | 333992-P | 12/84 | 230.7 | 231.2 | 231.2 | 0.4 | 0.0 |
| Other welding equipment, components, and accessories (except arc, resistance, and gas)..... | | 333992-A | 06/90 | 123.8 | 123.7 | 124.1 | -0.1 | 0.3 |
| Arc welding machines, components, & accessories (except electrodes), excl. stud welding equip..... | | 333992-1 | 12/84 | 202.0 | 202.0 | 202.0 | 0.2 | 0.0 |
| Arc welding electrodes, metal..... | | 333992-3 | 12/84 | 342.4 | 342.5 | 342.7 | -0.1 | 0.1 |
| Resistance welders, components, accessories, and electrodes..... | | 333992-7 | 12/84 | 204.9 | 206.5 | 206.5 | 0.8 | 0.0 |
| Gas welding and cutting equipment, parts, attachments, and accessories..... | | 333992-9 | 06/83 | 202.2 | 204.4 | 202.9 | 2.7 | -0.7 |
| Secondary products and miscellaneous receipts..... | | 333992-SM | | | | | | |
| Miscellaneous receipts..... | | 333992-M | 12/84 | 182.1 | 182.1 | 182.1 | 0.0 | 0.0 |
| Secondary products..... | | 333992-S | 12/84 | 172.4 | 173.4 | 173.6 | -1.4 | 0.1 |
| Packaging machinery manufacturing..... | 333993 | | 12/88 | 173.6 | 174.2 | 177.7 | 2.1 | 2.0 |
| Primary products..... | | 333993-P | 12/88 | 174.8 | 175.4 | 179.7 | 1.8 | 2.5 |
| Packing, packaging and bottling machinery, excluding parts..... | | 333993-1 | 12/88 | 172.6 | 172.9 | 177.0 | 1.3 | 2.4 |
| Parts for packing, packaging, and bottling machinery..... | | 333993-5 | 12/88 | 189.0 | 190.7 | 196.0 | 4.1 | 2.8 |
| Secondary products and miscellaneous receipts..... | | 333993-SM | | | | | | |
| Miscellaneous receipts..... | | 333993-M | 12/88 | 151.4 | 151.9 | 151.7 | 5.9 | -0.1 |
| Industrial process furnace and oven mfg..... | 333994 | | 06/81 | 198.0 | 199.2 | 199.1 | 1.1 | -0.1 |
| Primary products..... | | 333994-P | 06/81 | 197.3 | 198.6 | 198.4 | 1.2 | -0.1 |
| Industrial process furnaces and ovens, & industrial electrical heating equipment..... | | 333994-0 | 12/04 | 115.5 | 116.3 | 116.2 | 1.2 | -0.1 |
| Secondary products and miscellaneous receipts..... | | 333994-SM | | | | | | |
| Miscellaneous receipts..... | | 333994-M | 12/86 | 128.1 | 128.1 | 128.6 | 1.1 | 0.4 |
| Secondary products..... | | 333994-S | 06/81 | 204.6 | 204.6 | 204.6 | 1.3 | 0.0 |
| Fluid power cylinder and actuator mfg..... | 333995 | | 06/90 | 178.6 | 179.0 | 179.0 | 1.2 | 0.0 |
| Primary products..... | | 333995-P | 06/90 | 172.7 | 173.2 | 173.1 | 1.3 | -0.1 |
| Non-aerospace hydraulic & all aerospace type fluid power cylinders & actuators, linear & rotar..... | | 333995-2 | 06/90 | 164.9 | 165.5 | 165.3 | 2.0 | -0.1 |
| Nonaerospace type pneumatic fluid power cylinders & actuators, linear & rotary..... | | 333995-3 | 06/90 | 170.9 | 171.1 | 171.2 | 0.3 | 0.1 |
| Parts for hydraulic & pneumatic fluid power cylinders & actuators, incl accumulators & cushion..... | | 333995-9 | 06/90 | 177.0 | 177.3 | 177.3 | -1.2 | 0.0 |
| Secondary products and miscellaneous receipts..... | | 333995-SM | | | | | | |
| Miscellaneous receipts..... | | 333995-M | 06/07 | 107.5 | 107.6 | 108.2 | 0.8 | 0.6 |
| Secondary products..... | | 333995-S | 06/90 | 178.8 | 178.7 | 179.1 | 0.7 | 0.2 |
| Fluid power pump and motor manufacturing..... | 333996 | | 06/90 | 164.0 | 166.0 | 167.7 | 4.2 | 1.0 |
| Primary products..... | | 333996-P | 06/90 | 166.3 | 168.7 | 170.8 | 3.5 | 1.2 |
| Nonaerospace type reciprocating fluid power pumps..... | | 333996-1 | 12/97 | 132.3 | 134.8 | 133.7 | 1.0 | -0.8 |
| Nonaerospace type fluid power motors..... | | 333996-5 | 12/97 | 149.0 | 151.2 | 151.2 | 1.9 | 0.0 |
| Parts for fluid power pumps, motors, and hydrostatic transmissions..... | | 333996-9 | 12/97 | 137.4 | 138.7 | 144.8 | 7.6 | 4.4 |
| Secondary products and miscellaneous receipts..... | | 333996-SM | | | | | | |
| Miscellaneous receipts..... | | 333996-M | 06/99 | 144.9 | — | — | — | — |
| Secondary products..... | | 333996-S | 06/90 | 136.1 | 136.1 | 136.6 | 1.1 | 0.4 |
| Scale & balance, except laboratory, mfg..... | 333997 | | 12/80 | 141.1 | 141.1 | 141.4 | 0.5 | 0.2 |
| Primary products..... | | 333997-P | 12/80 | 144.0 | 143.6 | 144.0 | 0.3 | 0.3 |
| Vehicle and industrial scales..... | | 333997-1 | 12/91 | 130.0 | 128.1 | 128.8 | -0.3 | 0.5 |
| Retail, commercial, household, and mailing scales..... | | 333997-2 | 12/91 | 118.0 | 119.4 | 119.4 | 1.2 | 0.0 |
| Parts, attachments, and accessories for scales and balances..... | | 333997-5 | 12/91 | 127.3 | 128.0 | 128.0 | 0.5 | 0.0 |
| Secondary products and miscellaneous receipts..... | | 333997-SM | | | | | | |

See footnotes at end of table.

Table 5. Producer price indexes for the net output of selected industries and their products, not seasonally adjusted — Continued

| Industry and product ¹ | Industry code | Product code | Index base | Index | | | Percent change to Apr. 2010 from: | |
|---|---------------|--------------|------------|------------------------|------------------------|------------------------|-----------------------------------|-----------|
| | | | | Dec. 2009 ² | Mar. 2010 ² | Apr. 2010 ² | Apr. 2009 | Mar. 2010 |
| All other miscellaneous general purpose machinery mfg. | 333999 | | 12/84 | 196.9 | 196.2 | 197.5 | 1.2 | 0.7 |
| Primary products..... | | 333999-P | 12/84 | 194.5 | 193.8 | 195.1 | 1.4 | 0.7 |
| All other miscellaneous machinery products, except electrical..... | | 333999-A | 06/07 | 113.6 | 109.8 | 109.8 | -1.1 | 0.0 |
| Filters and strainers, except fluid power..... | | 333999-1 | 12/88 | 183.1 | 184.6 | 184.5 | 1.5 | -0.1 |
| Industrial filters and strainers and reusable media, except fluid power..... | | 333999-11 | 06/07 | 110.7 | 111.9 | 111.8 | 1.8 | -0.1 |
| Nonreusable media for filters and strainers, except fluid power..... | | 333999-12 | 12/88 | 190.7 | 190.7 | 190.7 | 0.4 | 0.0 |
| Parts and accessories for filters and strainers, except fluid power..... | | 333999-13 | 12/88 | 216.1 | 216.1 | 216.1 | 0.0 | 0.0 |
| All other miscellaneous general industrial machinery..... | | 333999-7 | 06/07 | 106.1 | 106.8 | 107.1 | 0.6 | 0.3 |
| Filters for hydraulic fluid power systems, nonaerospace, and all aerospace filters..... | | 333999-8 | 05/01 | 130.1 | 116.9 | 129.2 | 16.2 | 10.5 |
| Secondary products and miscellaneous receipts..... | | 333999-SM | | | | | | |
| Miscellaneous receipts..... | | 333999-M | 12/84 | 245.6 | 245.5 | 245.6 | -2.1 | 0.0 |
| Secondary products..... | | 333999-S | 12/84 | 182.3 | 182.7 | 183.0 | 1.0 | 0.2 |
| Computer & electronic product mfg..... | 334 | | 12/03 | 91.7 | 91.7 | 91.2 | -1.2 | -0.5 |
| Computer & peripheral equipment mfg..... | 3341 | | 12/06 | 77.7 | 78.2 | 77.1 | -6.4 | -1.4 |
| Computer & peripheral equipment mfg..... | 33411 | | 12/06 | 77.7 | 78.2 | 77.1 | -6.4 | -1.4 |
| Electronic computer manufacturing..... | 334111 | | 12/04 | 52.0 | 51.8 | 51.4 | -6.5 | -0.8 |
| Primary products..... | | 334111-P | 12/04 | 30.8 | 30.6 | 30.1 | -10.9 | -1.6 |
| Host computers, multiusers (mainframes, med. scale systems, UNIX and PC servers)..... | | 334111-6 | 12/04 | 38.0 | 37.9 | 37.3 | -11.6 | -1.6 |
| Single user computers, microprocessor based, general purpose..... | | 334111-7 | 06/07 | 50.9 | 50.4 | 49.6 | -11.4 | -1.6 |
| Portable computers, laptops, PDAs and other single user computers..... | | 334111-72 | 06/07 | 51.1 | 48.7 | 47.9 | -16.4 | -1.6 |
| Personal computers and workstations (excluding portable computers)..... | | 334111-73 | 06/07 | 50.8 | 51.1 | 50.3 | -9.4 | -1.6 |
| Secondary products and miscellaneous receipts..... | | 334111-SM | | | | | | |
| Secondary products..... | | 334111-S | 12/98 | 53.3 | 53.3 | 53.3 | -0.4 | 0.0 |
| Computer storage device manufacturing..... | 334112 | | 12/04 | 67.6 | 66.7 | 66.4 | -18.7 | -0.4 |
| Primary products..... | | 334112-P | 12/04 | 55.7 | 54.3 | 53.7 | -6.9 | -1.1 |
| Computer storage devices (except parts, attachments and accessories)..... | | 334112-1 | 12/04 | 48.5 | 46.6 | 47.1 | -8.0 | 1.1 |
| Parts, attachments and accessories for computer storage devices..... | | 334112-4 | 12/04 | 74.0 | 74.0 | - | - | - |
| Secondary products and miscellaneous receipts..... | | 334112-SM | | | | | | |
| Miscellaneous receipts..... | | 334112-M | 12/92 | 26.4 | - | - | - | - |
| Computer terminal manufacturing..... | 334113 | | 12/93 | 86.2 | 84.4 | 84.3 | -2.2 | -0.1 |
| Primary products..... | | 334113-P | 12/93 | 81.0 | 78.7 | 78.6 | -3.0 | -0.1 |
| Computer terminals (except point-of-sale & funds-transfer devices, parts, attachments & acces..... | | 334113-1 | 12/93 | 82.0 | 79.7 | 79.6 | -3.0 | -0.1 |
| Secondary products and miscellaneous receipts..... | | 334113-SM | | | | | | |
| Other computer peripheral equipment mfg..... | 334119 | | 12/93 | 73.2 | 74.7 | 73.1 | -2.1 | -2.1 |
| Primary products..... | | 334119-P | 12/93 | 70.2 | 70.6 | 69.4 | -0.4 | -1.7 |
| POS terminals, funds-transfer devices and all other miscellaneous computer peripheral equipmen..... | | 334119-T | 12/93 | 60.9 | 61.3 | 59.9 | -0.7 | -2.3 |
| Parts, attachments, subassemblies, & accessories for POS terminals & computer peripheral equip..... | | 334119-U | 12/93 | 95.5 | 95.5 | 95.5 | 0.0 | 0.0 |
| Secondary products and miscellaneous receipts..... | | 334119-SM | | | | | | |
| Miscellaneous receipts..... | | 334119-M | 12/93 | 85.7 | 92.8 | 88.5 | -8.9 | -4.6 |
| Secondary products..... | | 334119-S | 08/94 | 91.1 | - | 92.5 | 0.2 | - |
| Communications equipment mfg..... | 3342 | | 12/85 | 97.2 | 97.2 | 96.7 | -0.5 | -0.5 |
| Telephone apparatus mfg..... | 33421 | | 12/03 | 90.3 | 90.0 | 89.8 | -1.1 | -0.2 |
| Telephone apparatus manufacturing..... | 334210 | | 12/85 | 90.8 | 90.5 | 90.2 | -1.2 | -0.3 |
| Primary products..... | | 334210-P | 12/85 | 90.2 | 89.9 | 89.6 | -1.2 | -0.3 |
| Telephone switching and switchboard equipment..... | | 334210-1 | 12/85 | 103.3 | 103.3 | 103.3 | -0.1 | 0.0 |
| Telephone and telegraph apparatus, carrier line equipment & nonconsumer modems incl aux. sets..... | | 334210-4 | 12/00 | 90.9 | 89.4 | 88.9 | -4.4 | -0.6 |
| Data comm. equipment & other telephone & telegraph apparatus, incl. telephone sets & fax..... | | 334210-7 | 12/00 | 64.7 | 64.7 | 64.4 | -0.6 | -0.5 |
| Secondary products and miscellaneous receipts..... | | 334210-SM | | | | | | |
| Miscellaneous receipts..... | | 334210-M | 12/85 | 122.5 | 122.5 | 122.5 | 0.0 | 0.0 |
| Secondary products..... | | 334210-S | 12/85 | 55.7 | 56.8 | 56.8 | 2.0 | 0.0 |
| Radio/TV broadcast & wireless comm equip mfg..... | 33422 | | 12/03 | 101.1 | 101.2 | 100.4 | -0.2 | -0.8 |
| Broadcast and wireless communications equip..... | 334220 | | 12/91 | 94.8 | 94.9 | 94.2 | -0.2 | -0.7 |
| Primary products..... | | 334220-P | 12/91 | 93.0 | 93.0 | 92.3 | -0.4 | -0.8 |

See footnotes at end of table.

Table 5. Producer price indexes for the net output of selected industries and their products, not seasonally adjusted — Continued

| Industry and product ¹ | Industry code | Product code | Index base | Index | | | Percent change to Apr. 2010 from: | |
|--|---------------|--------------|------------|------------------------|------------------------|------------------------|-----------------------------------|-----------|
| | | | | Dec. 2009 ² | Mar. 2010 ² | Apr. 2010 ² | Apr. 2009 | Mar. 2010 |
| Broadcast and wireless communications equip - Continued | | | | | | | | |
| Communications systems and equipment, incl. microwave and space satellites (except broadcast)..... | | 334220-1 | 12/85 | 98.3 | 98.3 | 97.5 | -0.5 | -0.8 |
| Broadcast, studio, and related electronic equipment..... | | 334220-2 | 12/85 | 110.4 | 110.4 | 110.1 | 0.5 | -0.3 |
| Secondary products and miscellaneous receipts..... | | 334220-SM | | | | | | |
| Miscellaneous receipts..... | | 334220-M | 12/91 | 128.4 | 128.7 | 128.7 | 0.2 | 0.0 |
| Secondary products..... | | 334220-S | 12/91 | 89.0 | 90.5 | 89.7 | 1.7 | -0.9 |
| Other communications equipment mfg..... | 33429 | | 12/03 | 105.4 | 105.8 | 105.9 | 1.1 | 0.1 |
| Other communications equipment manufacturing..... | 334290 | | 12/91 | 113.0 | 113.4 | 113.5 | 1.1 | 0.1 |
| Primary products..... | | 334290-P | 12/91 | 118.1 | 118.6 | 118.7 | 1.2 | 0.1 |
| Alarm systems, including electric sirens and horns..... | | 334290-1 | 12/85 | 117.7 | 117.7 | 117.7 | 1.1 | 0.0 |
| Vehicular and pedestrian traffic control equipment, incl electric railway signals & attachments..... | | 334290-2 | 12/85 | 114.0 | 116.3 | 116.8 | 0.9 | 0.4 |
| Intercommunications systems, incl inductive paging systems (selective paging), exc telephone..... | | 334290-3 | 12/85 | 186.7 | 186.7 | 186.7 | 3.4 | 0.0 |
| Secondary products and miscellaneous receipts..... | | 334290-SM | | | | | | |
| Miscellaneous receipts..... | | 334290-M | 11/95 | 54.5 | 54.5 | 54.5 | 0.0 | 0.0 |
| Secondary products..... | | 334290-S | 12/91 | 124.3 | 125.0 | 125.0 | 0.6 | 0.0 |
| Audio & video equipment mfg..... | 3343 | | 12/03 | 84.3 | 84.4 | 84.4 | -2.2 | 0.0 |
| Audio and video equipment mfg..... | 33431 | | 12/03 | 84.3 | 84.4 | 84.4 | -2.2 | 0.0 |
| Audio & video equipment manufacturing..... | 334310 | | 03/80 | 61.0 | 61.1 | 61.1 | -2.2 | 0.0 |
| Primary products..... | | 334310-P | 03/80 | 55.0 | 55.1 | 55.1 | -2.7 | 0.0 |
| Speakers, incl loudspeaker systems & loudspeakers sold separately, & commercial sound equipmen..... | | 334310-4 | 03/80 | 143.8 | 144.2 | 144.2 | 0.1 | 0.0 |
| Other consumer audio and video equipment, incl. audio & video recorders & players (camcorders)..... | | 334310-5 | 03/80 | 132.2 | 132.2 | 132.2 | 0.5 | 0.0 |
| Secondary products and miscellaneous receipts..... | | 334310-SM | | | | | | |
| Semiconductor & oth electronic component mfg..... | 3344 | | 12/84 | 65.4 | 64.9 | 64.2 | -1.8 | -1.1 |
| Semiconductor & oth electronic component mfg..... | 33441 | | 12/84 | 65.4 | 64.9 | 64.2 | -1.8 | -1.1 |
| Electron tube manufacturing..... | 334411 | | 12/85 | 73.1 | 73.4 | 73.4 | 1.0 | 0.0 |
| Primary products..... | | 334411-P | 12/85 | 65.9 | 66.1 | 66.1 | 1.4 | 0.0 |
| Transmittal, industrial, and special-purpose electron tubes (except x-ray)..... | | 334411-3 | 12/85 | 168.4 | 170.0 | 170.0 | 2.6 | 0.0 |
| Electron tube parts..... | | 334411-7 | 06/96 | 134.5 | 134.5 | 134.5 | 6.7 | 0.0 |
| Secondary products and miscellaneous receipts..... | | 334411-SM | | | | | | |
| Bare printed circuit board manufacturing..... | 334412 | | 06/91 | 96.1 | 96.0 | 97.3 | 2.1 | 1.4 |
| Primary products..... | | 334412-P | 06/91 | 95.2 | 95.1 | 96.5 | 2.3 | 1.5 |
| Bare printed circuit boards..... | | 334412-0 | 06/82 | 106.9 | 106.8 | 108.4 | 2.3 | 1.5 |
| Secondary products and miscellaneous receipts..... | | 334412-SM | | | | | | |
| Semiconductors and related device mfg..... | 334413 | | 12/98 | 50.0 | 48.6 | 47.5 | -3.5 | -2.3 |
| Primary products..... | | 334413-P | 12/98 | 48.9 | 48.5 | 47.3 | -2.7 | -2.5 |
| Other semiconductor devices, including parts such as chips, wafers, and heat sinks..... | | 334413-A | 06/81 | 63.5 | 61.3 | 61.4 | -4.1 | 0.2 |
| Integrated microcircuits, incl semiconductor networks, microprocessors, & MOS memories..... | | 334413-1 | 12/98 | 41.2 | - | - | - | - |
| Microprocessors, including microcontrollers and related devices..... | | 334413-12 | 06/07 | 57.5 | 56.4 | 56.4 | -13.4 | 0.0 |
| All other integrated microcircuits..... | | 334413-14 | 06/05 | 66.3 | 66.3 | 63.8 | -1.5 | -3.8 |
| Secondary products and miscellaneous receipts..... | | 334413-SM | | | | | | |
| Secondary products..... | | 334413-S | 06/81 | 102.9 | - | - | - | - |
| Electronic capacitor manufacturing..... | 334414 | | 06/81 | 119.4 | 119.1 | 119.1 | -0.2 | 0.0 |
| Primary products..... | | 334414-P | 06/81 | 112.8 | 112.8 | 112.8 | 0.1 | 0.0 |
| Capacitors for electronic circuitry..... | | 334414-0 | 06/81 | 112.8 | 112.8 | 112.8 | 0.1 | 0.0 |
| Secondary products and miscellaneous receipts..... | | 334414-SM | | | | | | |
| Electronic resistor manufacturing..... | 334415 | | 12/80 | 165.8 | 166.3 | 166.3 | 0.1 | 0.0 |
| Primary products..... | | 334415-P | 12/80 | 217.8 | 218.5 | 218.4 | 0.1 | 0.0 |
| Resistors for electronic circuitry..... | | 334415-0 | 12/05 | 105.5 | 105.8 | 105.7 | 0.0 | -0.1 |
| Secondary products and miscellaneous receipts..... | | 334415-SM | | | | | | |
| Miscellaneous receipts..... | | 334415-M | 12/05 | 100.5 | 100.5 | 100.5 | 0.0 | 0.0 |
| Secondary products..... | | 334415-S | 12/05 | 95.1 | 95.1 | - | - | - |
| Electronic coils, transformers, and inductors mfg..... | 334416 | | 06/82 | 168.6 | 168.9 | 169.9 | 1.7 | 0.6 |
| Primary products..... | | 334416-P | 06/82 | 167.1 | 167.5 | 168.2 | 1.1 | 0.4 |
| Electronic coils, transformers, and other inductors..... | | 334416-0 | 06/00 | 116.9 | 117.1 | 117.7 | 1.2 | 0.5 |
| Secondary products and miscellaneous receipts..... | | 334416-SM | | | | | | |
| Miscellaneous receipts..... | | 334416-M | 06/00 | 162.8 | 162.8 | 164.9 | 4.8 | 1.3 |
| Electronic connector manufacturing..... | 334417 | | 12/80 | 180.7 | 182.6 | 182.1 | 0.8 | -0.3 |
| Primary products..... | | 334417-P | 12/80 | 175.6 | 177.7 | 177.2 | 0.9 | -0.3 |

See footnotes at end of table.

Table 5. Producer price indexes for the net output of selected industries and their products, not seasonally adjusted — Continued

| Industry and product ¹ | Industry code | Product code | Index base | Index | | | Percent change to Apr. 2010 from: | |
|---|---------------|--------------|------------|------------------------|------------------------|------------------------|-----------------------------------|-----------|
| | | | | Dec. 2009 ² | Mar. 2010 ² | Apr. 2010 ² | Apr. 2009 | Mar. 2010 |
| Electronic connector manufacturing - Continued | | | | | | | | |
| Printed circuit connectors for electronic circuitry..... | | 334417-A | 12/80 | 127.5 | 131.4 | 131.5 | 1.5 | 0.1 |
| Other connectors for electronic circuitry, including parts. . . . | | 334417-D | 12/80 | 178.1 | 180.6 | 179.2 | 2.1 | -0.8 |
| Coaxial (RF) connectors for electronic circuitry..... | | 334417-1 | 12/80 | 261.4 | 260.8 | 260.8 | -1.8 | 0.0 |
| Secondary products and miscellaneous receipts..... | | 334417-SM | | | | | | |
| Printed circuit assembly manufacturing..... | 334418 | | 12/03 | 89.8 | 90.5 | 89.9 | -2.4 | -0.7 |
| Primary products..... | | 334418-P | 12/03 | 88.3 | 89.2 | 88.0 | -2.2 | -1.3 |
| Printed circuit assemblies, loaded boards, modules and consumer external modems..... | | 334418-9 | 06/06 | 95.0 | 95.9 | 94.7 | -2.2 | -1.3 |
| Secondary products and miscellaneous receipts..... | | 334418-SM | | | | | | |
| Miscellaneous receipts..... | | 334418-M | 12/03 | 98.1 | 98.1 | 98.1 | 0.0 | 0.0 |
| Secondary products..... | | 334418-S | 12/03 | 100.4 | 100.3 | - | - | - |
| Other electronic component manufacturing..... | 334419 | | 12/03 | 112.1 | 112.4 | 111.8 | 0.4 | -0.5 |
| Primary products..... | | 334419-P | 12/03 | 114.3 | 114.6 | 113.9 | 0.4 | -0.6 |
| All other miscellaneous electronic components..... | | 334419-E | 12/03 | 119.1 | 119.2 | 117.8 | 0.4 | -1.2 |
| Crystals, filters, piezoelectric, and other related electronic devices (exc microwave filters)..... | | 334419-1 | 06/82 | 106.1 | - | 112.1 | 4.6 | - |
| All other miscellaneous transducers, including electrical-electronic input/output transducers..... | | 334419-4 | 06/82 | 123.5 | 123.6 | 123.6 | -0.8 | 0.0 |
| Switches, mechanical, for electronic circuitry..... | | 334419-7 | 06/82 | 179.9 | 175.7 | 175.7 | -2.3 | 0.0 |
| Secondary and miscellaneous receipts..... | | 334419-SM | | | | | | |
| Miscellaneous receipts..... | | 334419-M | 12/03 | 103.9 | 103.9 | 103.9 | 0.0 | 0.0 |
| Secondary products..... | | 334419-S | 12/03 | 91.3 | 91.3 | 91.3 | 0.0 | 0.0 |
| Nav/measuring/medical/control instruments mfg..... | 3345 | | 12/03 | 108.4 | 109.0 | 108.9 | 0.6 | -0.1 |
| Nav/measuring/medical/control instruments mfg..... | 33451 | | 12/03 | 108.4 | 109.0 | 108.9 | 0.6 | -0.1 |
| Electromedical apparatus manufacturing..... | 334510 | | 06/85 | 84.2 | 83.9 | 84.0 | -0.7 | 0.1 |
| Primary products..... | | 334510-P | 06/85 | 73.6 | 73.3 | 73.4 | -0.8 | 0.1 |
| Electromedical equipment, including diagnostic, therapeutic and patient monitoring equipment..... | | 334510-1 | 12/02 | 83.7 | 83.4 | 83.5 | -1.1 | 0.1 |
| Secondary products and miscellaneous receipts..... | | 334510-SM | | | | | | |
| Miscellaneous receipts..... | | 334510-M | 12/90 | 134.0 | 134.0 | 134.0 | 1.4 | 0.0 |
| Search, detection & navigation instruments..... | 334511 | | 12/91 | 128.7 | 129.9 | 130.0 | 1.2 | 0.1 |
| Primary products..... | | 334511-P | 12/91 | 124.6 | 125.7 | 125.7 | 1.0 | 0.0 |
| Aeronautical, nautical & navigational instruments, not sending or receiving radio signals..... | | 334511-1 | 12/85 | 207.5 | 207.4 | 207.4 | 2.4 | 0.0 |
| Search, detection, navigation, and guidance systems and equipment..... | | 334511-3 | 12/91 | 121.3 | 122.4 | 122.4 | 0.9 | 0.0 |
| Secondary products and miscellaneous receipts..... | | 334511-SM | | | | | | |
| Secondary products..... | | 334511-S | 12/91 | 155.2 | 160.0 | 160.2 | 2.9 | 0.1 |
| Automatic environmental control manufacturing..... | 334512 | | 12/79 | 216.1 | 218.3 | 217.0 | 0.6 | -0.6 |
| Primary products..... | | 334512-P | 12/79 | 205.5 | 207.8 | 206.3 | 0.6 | -0.7 |
| Automatic environmental controls for monitoring residential, commercial, and appliance use..... | | 334512-0 | 12/03 | 109.7 | 110.9 | 110.1 | 0.5 | -0.7 |
| Secondary products and miscellaneous receipts..... | | 334512-SM | | | | | | |
| Miscellaneous receipts..... | | 334512-M | 12/04 | 110.2 | 111.5 | 111.5 | 1.2 | 0.0 |
| Secondary products..... | | 334512-S | 12/79 | 227.8 | - | - | - | - |
| Industrial process variable instruments..... | 334513 | | 06/83 | 193.5 | 193.9 | 193.0 | 0.5 | -0.5 |
| Primary products..... | | 334513-P | 06/83 | 201.6 | 202.2 | 201.0 | 0.6 | -0.6 |
| Process control instruments..... | | 334513-0 | 12/03 | 120.3 | 120.7 | 120.0 | 0.6 | -0.6 |
| Secondary products and miscellaneous receipts..... | | 334513-SM | | | | | | |
| Miscellaneous receipts..... | | 334513-M | 06/83 | 173.9 | 173.9 | 174.0 | 0.1 | 0.1 |
| Secondary products..... | | 334513-S | 06/83 | 139.6 | 139.6 | 139.6 | 0.1 | 0.0 |
| Totalizing fluid meters and counting devices..... | 334514 | | 12/85 | 145.7 | 147.9 | 147.1 | 1.4 | -0.5 |
| Primary products..... | | 334514-P | 12/85 | 146.6 | 148.8 | 148.0 | 1.5 | -0.5 |
| Integrating and totalizing meters for gas and liquids..... | | 334514-1 | 12/85 | 171.5 | 171.2 | 172.5 | 2.1 | 0.8 |
| Counting devices, excluding motor vehicle instruments..... | | 334514-3 | 12/85 | 164.4 | - | 164.4 | 0.9 | - |
| Motor vehicle instruments..... | | 334514-5 | 12/85 | 100.8 | 103.5 | 102.0 | 1.2 | -1.4 |
| Secondary products and miscellaneous receipts..... | | 334514-SM | | | | | | |
| Secondary products..... | | 334514-S | 12/85 | 142.0 | 143.1 | 142.8 | 0.5 | -0.2 |
| Electricity and signal testing instruments..... | 334515 | | 12/83 | 154.2 | 155.6 | 155.2 | 1.8 | -0.3 |
| Primary products..... | | 334515-P | 12/83 | 151.0 | 152.5 | 152.1 | 2.0 | -0.3 |
| Test equipment for testing electrical, radio & communication circuits, & motors..... | | 334515-3 | 12/83 | 154.4 | 156.2 | 155.7 | 2.3 | -0.3 |
| Electrical integrating instruments and other instruments to measure electricity..... | | 334515-9 | 06/06 | 105.6 | 105.7 | 105.7 | -0.1 | 0.0 |
| Secondary products and miscellaneous receipts..... | | 334515-SM | | | | | | |
| Miscellaneous receipts..... | | 334515-M | 03/87 | 191.6 | - | - | - | - |
| Secondary products..... | | 334515-S | 12/83 | 148.3 | - | 148.5 | -0.7 | - |

See footnotes at end of table.

Table 5. Producer price indexes for the net output of selected industries and their products, not seasonally adjusted — Continued

| Industry and product ¹ | Industry code | Product code | Index base | Index | | | Percent change to Apr. 2010 from: | |
|--|---------------|--------------|------------|------------------------|------------------------|------------------------|-----------------------------------|-----------|
| | | | | Dec. 2009 ² | Mar. 2010 ² | Apr. 2010 ² | Apr. 2009 | Mar. 2010 |
| Miscellaneous receipts. | 334516 | | 12/85 | 162.3 | 164.1 | 164.0 | 1.0 | -0.1 |
| Secondary products and miscellaneous receipts. | | 334516-SM | | | | | | |
| Secondary products. | | 334516-S | 12/85 | 107.6 | 107.7 | 107.7 | 0.9 | 0.0 |
| Irradiation apparatus manufacturing. | 334517 | | 06/90 | 115.6 | 115.5 | 114.7 | -0.4 | -0.7 |
| Primary products. | | 334517-P | 06/85 | 117.4 | 117.2 | 116.3 | -0.5 | -0.8 |
| Irradiation (ionizing radiation) equipment. | | 334517-0 | 06/85 | 117.4 | 117.2 | 116.3 | -0.5 | -0.8 |
| Secondary products and miscellaneous receipts. | | 334517-SM | | | | | | |
| Miscellaneous receipts. | | 334517-M | 06/90 | - | 113.8 | 113.8 | 0.0 | 0.0 |
| Watch, clock, and part manufacturing. | 334518 | | 12/03 | 112.4 | 112.5 | 113.7 | 2.2 | 1.1 |
| Primary products. | | 334518-P | 12/03 | 113.1 | 113.3 | 114.3 | 2.2 | 0.9 |
| Watches, watchcases, movements and modules (including watch parts). | | 334518-2 | 12/89 | 117.6 | - | - | - | - |
| Clocks, timing mechanisms, time recording & time stamp devices, time switches, (incl. parts). | | 334518-4 | 12/03 | 113.9 | 114.2 | 115.3 | 1.4 | 1.0 |
| Secondary products and miscellaneous receipts. | | 334518-SM | | | | | | |
| Secondary products. | | 334518-S | 12/03 | 95.6 | 95.9 | 95.6 | 0.6 | -0.3 |
| Other measuring and controlling device mfg. | 334519 | | 06/85 | 153.8 | 154.1 | 154.1 | -0.1 | 0.0 |
| Primary products. | | 334519-P | 06/85 | 146.6 | 146.5 | 146.5 | -0.5 | 0.0 |
| Aircraft engine instruments, except flight. | | 334519-2 | 06/85 | 136.6 | 136.2 | 135.9 | -0.5 | -0.2 |
| Physical properties testing & inspection equipment and kinematic testing & measuring equipment. | | 334519-4 | 06/85 | 146.1 | 145.8 | 146.1 | -1.5 | 0.2 |
| Nuclear radiation detection and monitoring instruments. | | 334519-5 | 06/85 | 157.4 | 158.6 | 158.8 | 1.4 | 0.1 |
| Commercial, geophysical, meteorological, and general-purpose instruments and equipment. | | 334519-7 | 06/85 | 158.0 | 157.8 | 157.7 | -0.3 | -0.1 |
| Survey and drafting instruments and apparatus, including photogrammetric equipment. | | 334519-9 | 12/91 | 113.0 | 113.0 | 113.0 | 0.4 | 0.0 |
| Secondary products and miscellaneous receipts. | | 334519-SM | | | | | | |
| Miscellaneous receipts. | | 334519-M | 06/85 | 219.5 | 223.7 | 223.7 | 1.9 | 0.0 |
| Secondary products. | | 334519-S | 06/85 | 152.5 | 152.5 | 152.5 | 0.5 | 0.0 |
| Mfg & reproducing magnetic & optical media. | 3346 | | 12/03 | 91.6 | 89.6 | 89.7 | -3.2 | 0.1 |
| Mfg & reproducing magnetic & optical media. | 33461 | | 12/03 | 91.6 | 89.6 | 89.7 | -3.2 | 0.1 |
| Audio and video media reproduction. | 334612 | | 12/03 | 93.7 | 91.2 | 91.3 | -4.0 | 0.1 |
| Primary products. | | 334612-P | 12/03 | 94.2 | 91.4 | 91.4 | -4.5 | 0.0 |
| Reproduction of recording media. | | 334612-0 | 12/06 | 100.2 | 97.1 | 97.2 | -4.4 | 0.1 |
| Audio discs, records, and compact discs (CD), full-length. | | 334612-01 | 12/03 | 96.5 | 96.5 | 96.5 | -0.2 | 0.0 |
| Reproduction of video recording media. | | 334612-03 | 12/03 | 93.9 | 89.0 | 89.1 | -7.4 | 0.1 |
| All other reproduction of audio recording media, including audio tapes, cassette full-length. | | 334612-06 | 12/03 | 90.2 | 90.2 | - | - | - |
| Secondary products and miscellaneous receipts. | | 334612-SM | | | | | | |
| Miscellaneous receipts. | | 334612-M | 12/03 | 88.5 | 88.5 | 88.5 | -0.7 | 0.0 |
| Magnetic and optical recording media mfg. | 334613 | | 06/91 | 64.3 | - | 64.0 | -1.2 | - |
| Primary products. | | 334613-P | 06/91 | 66.9 | - | 66.6 | -1.2 | - |
| Magnetic and optical recording media. | | 334613-0 | 06/91 | 66.9 | - | 66.6 | -1.2 | - |
| Magnetic & optical recording media, unrecorded disks and parts. | | 334613-01 | 12/03 | 62.9 | - | - | - | - |
| Magnetic & optical recording media, unrecorded tapes, incl. packaged and bulk. | | 334613-04 | 06/91 | 77.5 | - | 77.0 | -0.3 | - |
| Packaged magnetic tape for computer use. | | 334613-041 | 12/03 | 106.0 | - | 103.0 | -1.8 | - |
| Secondary products and miscellaneous receipts. | | 334613-SM | | | | | | |
| Electrical equipment and appliance mfg. | 335 | | 12/03 | 130.5 | 131.2 | 131.7 | 3.0 | 0.4 |
| Electric lighting equipment mfg. | 3351 | | 12/03 | 112.0 | 112.3 | 112.5 | -0.3 | 0.2 |
| Electric lamp bulb & part mfg. | 33511 | | 12/03 | 101.0 | 101.5 | 101.8 | 0.9 | 0.3 |
| Electric lamp bulb and part manufacturing. | 335110 | | 12/83 | 111.1 | 111.6 | 112.0 | 0.9 | 0.4 |
| Primary products. | | 335110-P | 12/83 | 110.0 | 110.5 | 110.8 | 1.1 | 0.3 |
| Electric lamp bulbs and tubes (incl sealed beam lamp bulbs). | | 335110-A | 12/04 | 103.4 | 103.8 | 104.2 | 1.3 | 0.4 |
| Electric lamp bulb & tube components (exc lamp bulb blanks). | | 335110-B | 12/85 | 125.2 | 125.5 | 125.5 | 0.2 | 0.0 |
| Secondary products and miscellaneous receipts. | | 335110-SM | | | | | | |
| Lighting fixture mfg. | 33512 | | 12/03 | 115.4 | 115.6 | 115.8 | -0.6 | 0.2 |
| Residential electric lighting fixture mfg. | 335121 | | 12/83 | 166.5 | 167.1 | 168.2 | 1.0 | 0.7 |
| Primary products. | | 335121-P | 12/83 | 166.0 | 166.0 | 167.3 | 0.8 | 0.8 |
| Residential-type electric lighting fixtures (except portable), including parts and accessories. | | 335121-1 | 12/83 | 162.1 | 162.2 | 162.4 | 0.2 | 0.1 |
| Residential-type portable lighting fixtures, including parts and accessories. | | 335121-4 | 12/83 | 170.8 | 170.8 | 174.1 | 1.9 | 1.9 |
| Secondary products and miscellaneous receipts. | | 335121-SM | | | | | | |
| Miscellaneous receipts. | | 335121-M | 03/99 | 112.4 | - | - | - | - |

See footnotes at end of table.

Table 5. Producer price indexes for the net output of selected industries and their products, not seasonally adjusted — Continued

| Industry and product ¹ | Industry code | Product code | Index base | Index | | | Percent change to Apr. 2010 from: | |
|--|---------------|--------------|------------|------------------------|------------------------|------------------------|-----------------------------------|-----------|
| | | | | Dec. 2009 ² | Mar. 2010 ² | Apr. 2010 ² | Apr. 2009 | Mar. 2010 |
| Residential electric lighting fixture mfg - Continued | | | | | | | | |
| Secondary products..... | | 335121-S | 12/83 | 206.9 | 213.0 | 214.4 | 4.1 | 0.7 |
| Nonresidential electric lighting fixture mfg..... | 335122 | | 06/81 | 174.6 | 175.2 | 175.2 | -2.2 | 0.0 |
| Primary products..... | | 335122-P | 06/81 | 173.9 | 174.5 | 174.5 | -1.7 | 0.0 |
| Commercial and institutional-type electric lighting fixtures, including parts and accessories..... | | 335122-1 | 06/81 | 172.5 | 173.3 | 173.4 | -1.3 | 0.1 |
| Industrial-type electric lighting fixtures, including parts and accessories..... | | 335122-4 | 06/81 | 172.5 | 172.5 | 172.5 | -3.1 | 0.0 |
| Secondary products and miscellaneous receipts..... | | 335122-SM | | | | | | |
| Miscellaneous receipts..... | | 335122-M | 08/81 | 114.8 | 114.8 | 114.8 | -0.3 | 0.0 |
| Secondary products..... | | 335122-S | 06/81 | 190.2 | 190.2 | 190.2 | -9.9 | 0.0 |
| Other lighting equipment manufacturing..... | 335129 | | 06/85 | 133.8 | 133.9 | 133.8 | 0.2 | -0.1 |
| Primary products..... | | 335129-P | 06/85 | 131.5 | 131.6 | 131.7 | 0.4 | 0.1 |
| Outdoor lighting equipment (including parts and accessories)..... | | 335129-1 | 06/85 | 147.0 | 147.0 | 147.0 | 0.4 | 0.0 |
| All other miscellaneous electric and nonelectric lighting equipment, incl parts and accessories..... | | 335129-4 | 06/85 | 108.7 | 108.7 | 108.9 | 0.3 | 0.2 |
| Secondary products and miscellaneous receipts..... | | 335129-SM | | | | | | |
| Miscellaneous receipts..... | | 335129-M | 05/89 | 134.6 | 134.6 | 134.6 | 0.0 | 0.0 |
| Secondary products..... | | 335129-S | 06/85 | 143.1 | 143.1 | 142.4 | 0.0 | -0.5 |
| Household appliance mfg..... | 3352 | | 12/84 | 117.2 | 115.0 | 117.0 | -1.0 | 1.7 |
| Small electrical appliance mfg..... | 33521 | | 12/03 | 109.4 | 109.2 | 109.5 | 0.0 | 0.3 |
| Electric housewares and household fan mfg..... | 335211 | | 12/82 | 127.9 | 127.6 | 128.1 | -0.4 | 0.4 |
| Primary products..... | | 335211-P | 12/82 | 121.8 | 121.5 | 122.1 | -1.3 | 0.5 |
| Electric fans, except industrial-type..... | | 335211-1 | 12/82 | 132.4 | - | - | - | - |
| Small electric household appliances, except fans and wall and baseboard heating units..... | | 335211-4 | 12/82 | 113.9 | 113.4 | 114.4 | -0.7 | 0.9 |
| Parts and attachments for small household electric appliances..... | | 335211-5 | 12/82 | 142.1 | - | - | - | - |
| Secondary products and miscellaneous receipts..... | | 335211-SM | | | | | | |
| Miscellaneous receipts..... | | 335211-M | 01/86 | 95.0 | - | 95.0 | 3.3 | - |
| Household vacuum cleaner manufacturing..... | 335212 | | 12/82 | 105.5 | 105.4 | 105.5 | 0.3 | 0.1 |
| Primary products..... | | 335212-P | 12/82 | 103.7 | 103.6 | 103.6 | 0.4 | 0.0 |
| Household vacuum cleaners, floor waxing and floor polishing machine incl. parts..... | | 335212-T | 12/82 | 103.7 | 103.6 | 103.6 | 0.4 | 0.0 |
| Secondary products and miscellaneous receipts..... | | 335212-SM | | | | | | |
| Miscellaneous receipts..... | | 335212-M | 12/82 | 163.7 | 163.7 | - | - | - |
| Secondary products..... | | 335212-S | 12/82 | 114.6 | 114.6 | 114.6 | 0.0 | 0.0 |
| Major appliance mfg..... | 33522 | | 12/03 | 115.5 | 112.8 | 115.2 | -1.3 | 2.1 |
| Household cooking appliance manufacturing..... | 335221 | | 06/81 | 122.6 | 119.8 | 122.5 | -0.6 | 2.3 |
| Primary products..... | | 335221-P | 06/81 | 117.0 | 114.0 | 116.8 | -0.7 | 2.5 |
| Electric (including microwave) household ranges, ovens, surface cooking units, and equipment..... | | 335221-1 | 06/81 | 102.0 | 97.8 | 101.7 | -1.1 | 4.0 |
| Gas household ranges, ovens, surface cooking units, and equipment (incl. parts and accessories)..... | | 335221-3 | 06/81 | 122.9 | 119.4 | 122.8 | -1.0 | 2.8 |
| Other household ranges and cooking equipment, including outdoor equipment..... | | 335221-5 | 06/81 | 155.4 | 155.6 | 155.6 | 0.1 | 0.0 |
| Secondary products and miscellaneous receipts..... | | 335221-SM | | | | | | |
| Miscellaneous receipts..... | | 335221-M | 12/02 | 100.7 | 102.1 | 102.1 | 1.4 | 0.0 |
| Household refrigerator and home freezer mfg..... | 335222 | | 12/81 | 108.5 | 103.2 | 106.0 | -3.1 | 2.7 |
| Primary products..... | | 335222-P | 12/81 | 102.4 | 97.1 | 99.9 | -3.4 | 2.9 |
| Household refrigerators, including combination refrigerator-freezers..... | | 335222-1 | 12/81 | 98.1 | 92.4 | 95.4 | -3.8 | 3.2 |
| Household food freezers, complete units..... | | 335222-2 | 04/82 | 148.7 | 149.3 | 148.7 | 0.3 | -0.4 |
| Parts and attachments for household refrigerators and freezers..... | | 335222-3 | 11/99 | 100.1 | - | 100.1 | 0.0 | - |
| Secondary products and miscellaneous receipts..... | | 335222-SM | | | | | | |
| Miscellaneous receipts..... | | 335222-M | 12/02 | 115.5 | - | 116.4 | 1.6 | - |
| Household laundry equipment manufacturing..... | 335224 | | 12/79 | 128.4 | 126.1 | 130.3 | -1.3 | 3.3 |
| Primary products..... | | 335224-P | 12/79 | 127.8 | 125.6 | 129.8 | -1.1 | 3.3 |
| Household laundry equipment and parts..... | | 335224-0 | 12/02 | 98.9 | 97.1 | 100.4 | -1.2 | 3.4 |
| Other major household appliance mfg..... | 335228 | | 12/82 | 201.6 | 201.5 | 202.0 | 0.2 | 0.2 |
| Primary products..... | | 335228-P | 12/82 | 188.8 | 188.8 | 188.9 | 0.0 | 0.1 |
| Household water heaters, electric, for permanent installation..... | | 335228-1 | 12/82 | 282.3 | 282.9 | 282.9 | 0.0 | 0.0 |
| Household water heaters, except electric..... | | 335228-3 | 12/82 | 303.9 | 304.3 | 304.7 | 0.2 | 0.1 |
| All other miscellaneous household appliances, and parts for all appliances..... | | 335228-5 | 12/82 | 109.1 | 108.8 | 108.7 | -0.2 | -0.1 |
| Secondary products and miscellaneous receipts..... | | 335228-SM | | | | | | |
| Miscellaneous receipts..... | | 335228-M | 12/82 | 275.2 | 275.2 | 275.2 | 0.0 | 0.0 |

See footnotes at end of table.

Table 5. Producer price indexes for the net output of selected industries and their products, not seasonally adjusted — Continued

| Industry and product ¹ | Industry code | Product code | Index base | Index | | | Percent change to Apr. 2010 from: | |
|--|---------------|--------------|------------|------------------------|------------------------|------------------------|-----------------------------------|-----------|
| | | | | Dec. 2009 ² | Mar. 2010 ² | Apr. 2010 ² | Apr. 2009 | Mar. 2010 |
| Other major household appliance mfg - Continued | | | | | | | | |
| Secondary products..... | | 335228-S | 12/82 | 176.0 | 175.0 | 179.7 | 2.9 | 2.7 |
| Electrical equipment mfg..... | 3353 | | 12/03 | 130.9 | 132.7 | 132.6 | 2.6 | -0.1 |
| Electrical equipment mfg..... | 33531 | | 12/03 | 130.9 | 132.7 | 132.6 | 2.6 | -0.1 |
| Electric power and specialty transformer mfg..... | 335311 | | 06/81 | 232.8 | 236.9 | 236.4 | 7.7 | -0.2 |
| Primary products..... | | 335311-P | 06/81 | 235.3 | 239.7 | 239.2 | 8.1 | -0.2 |
| Power regulators, boosters, and other transformers and parts for all transformers..... | | 335311-A | 01/00 | 122.4 | 118.4 | 119.5 | -3.2 | 0.9 |
| Power and distribution transformers, except parts..... | | 335311-1 | 12/99 | 187.7 | 192.7 | 192.1 | 12.3 | -0.3 |
| Fluorescent lamp ballast..... | | 335311-5 | 06/81 | 194.8 | 194.8 | 194.8 | 0.0 | 0.0 |
| Specialty transformers, except fluorescent lamp ballasts. . . | | 335311-8 | 06/81 | 103.3 | 107.7 | - | - | - |
| Secondary products and miscellaneous receipts..... | | 335311-SM | | | | | | |
| Miscellaneous receipts..... | | 335311-M | 08/82 | 118.0 | - | - | - | - |
| Motor and generator manufacturing..... | 335312 | | 06/83 | 182.0 | 182.9 | 183.5 | 1.1 | 0.3 |
| Primary products..... | | 335312-P | 06/83 | 180.0 | 181.1 | 181.3 | 1.0 | 0.1 |
| Parts, supplies for motors, generators, generator sets, and other rotating equipment..... | | 335312-C | 12/87 | 175.6 | 182.3 | 182.0 | 4.6 | -0.2 |
| Other motor and generator manufacturing..... | | 335312-F | 06/06 | 111.6 | 111.2 | 111.2 | 1.3 | 0.0 |
| Fractional horsepower motors (rated at less than 746 watts) (except hermetics)..... | | 335312-1 | 06/83 | 163.0 | 164.3 | 165.1 | 1.4 | 0.5 |
| Integral horsepower motors & generators other than for land transport equip (exc hermetics)..... | | 335312-3 | 06/83 | 207.7 | 208.3 | 208.4 | -1.2 | 0.0 |
| Secondary products and miscellaneous receipts..... | | 335312-SM | | | | | | |
| Miscellaneous receipts..... | | 335312-M | 12/86 | 180.3 | 182.2 | 184.3 | 3.5 | 1.2 |
| Secondary products..... | | 335312-S | 06/83 | 189.8 | 190.8 | 194.6 | 0.5 | 2.0 |
| Switchgear and switchboard apparatus mfg..... | 335313 | | 06/85 | 194.5 | 195.2 | 195.2 | 0.3 | 0.0 |
| Primary products..... | | 335313-P | 06/85 | 196.7 | 197.5 | 197.5 | 0.3 | 0.0 |
| Switchgear, except ducts and relays..... | | 335313-A | 06/85 | 200.5 | 200.5 | 201.0 | -0.2 | 0.2 |
| Power circuit breakers, all voltages..... | | 335313-2 | 06/85 | 121.1 | - | 130.5 | 7.6 | - |
| Low voltage panelboards, distribution boards and other switching and interrupting devices..... | | 335313-3 | 06/85 | 184.5 | 179.5 | 179.6 | -2.6 | 0.1 |
| Molded case circuit breakers, 1000 volts or less..... | | 335313-7 | 06/85 | 179.8 | - | 182.3 | 1.8 | - |
| Ducts, including plug-in units and accessories, 1000 volts or less..... | | 335313-9 | 08/97 | 207.0 | - | 207.0 | 0.0 | - |
| Secondary products and miscellaneous receipts..... | | 335313-SM | | | | | | |
| Relay and industrial control manufacturing..... | 335314 | | 06/85 | 185.3 | 190.4 | 189.9 | 3.0 | -0.3 |
| Primary products..... | | 335314-P | 06/85 | 188.5 | 194.3 | 193.8 | 3.4 | -0.3 |
| Relays for electronic circuitry, industrial control overload and switchgear type..... | | 335314-1 | 06/90 | 182.3 | 186.3 | 186.3 | 2.5 | 0.0 |
| General-purpose industrial controls..... | | 335314-5 | 06/85 | 206.8 | 211.4 | 211.1 | 2.2 | -0.1 |
| Parts for industrial controls and motor-control accessories.. | | 335314-7 | 06/90 | 170.4 | 177.0 | 177.0 | 4.2 | 0.0 |
| Specific-purpose industrial controls..... | | 335314-8 | 06/85 | 153.0 | 159.7 | 158.9 | 5.4 | -0.5 |
| Secondary products and miscellaneous receipts..... | | 335314-SM | | | | | | |
| Miscellaneous receipts..... | | 335314-M | 06/85 | 227.8 | 231.2 | 230.4 | 1.1 | -0.3 |
| Secondary products..... | | 335314-S | 06/85 | 144.9 | - | - | - | - |
| Other electrical equipment & component mfg..... | 3359 | | 12/03 | 145.1 | 147.0 | 147.2 | 6.4 | 0.1 |
| Battery mfg..... | 33591 | | 12/03 | 140.8 | 141.8 | 141.5 | 4.5 | -0.2 |
| Storage battery manufacturing..... | 335911 | | 12/84 | 182.9 | 185.1 | 185.3 | 5.8 | 0.1 |
| Primary products..... | | 335911-P | 12/84 | 183.7 | 186.0 | 186.1 | 6.0 | 0.1 |
| Storage batteries, lead acid type, BCI dimensional size group 8D or smaller..... | | 335911-1 | 12/84 | 181.8 | 183.6 | 182.7 | 8.7 | -0.5 |
| Storage batteries, lead acid type, larger than BCI dimensional size group 8D..... | | 335911-4 | 12/84 | - | 204.4 | 207.3 | - | 1.4 |
| Storage batteries (except lead acid), including parts for all storage batteries..... | | 335911-7 | 02/85 | 192.6 | - | - | - | - |
| Secondary products and miscellaneous receipts..... | | 335911-SM | | | | | | |
| Secondary products..... | | 335911-S | 12/84 | - | 178.4 | 178.8 | - | 0.2 |
| Primary battery manufacturing..... | 335912 | | 12/80 | 194.1 | - | - | - | - |
| Primary products..... | | 335912-P | 12/80 | 198.6 | 198.1 | 196.5 | 2.3 | -0.8 |
| Primary batteries..... | | 335912-0 | 06/03 | 118.7 | 118.4 | 117.4 | 2.4 | -0.8 |
| Secondary products and miscellaneous receipts..... | | 335912-SM | | | | | | |
| Communication & energy wire & cable mfg..... | 33592 | | 12/03 | 169.8 | 173.5 | 172.8 | 16.3 | -0.4 |
| Fiber optic cable manufacturing..... | 335921 | | 12/03 | 85.8 | 82.9 | 82.8 | -5.4 | -0.1 |
| Primary products..... | | 335921-P | 12/03 | 84.4 | 81.1 | 81.2 | -5.9 | 0.1 |
| Fiber optic cable..... | | 335921-0 | 12/03 | 84.4 | 81.1 | 81.2 | -5.9 | 0.1 |
| Secondary products and miscellaneous receipts..... | | 335921-SM | | | | | | |
| Secondary products..... | | 335921-S1 | 07/09 | 100.0 | - | 100.0 | - | - |
| Other communication and energy wire mfg..... | 335929 | | 12/03 | 189.6 | 194.2 | 193.5 | 18.0 | -0.4 |

See footnotes at end of table.

Table 5. Producer price indexes for the net output of selected industries and their products, not seasonally adjusted — Continued

| Industry and product ¹ | Industry code | Product code | Index base | Index | | | Percent change to Apr. 2010 from: | |
|---|---------------|--------------|------------|------------------------|------------------------|------------------------|-----------------------------------|-----------|
| | | | | Dec. 2009 ² | Mar. 2010 ² | Apr. 2010 ² | Apr. 2009 | Mar. 2010 |
| Other communication and energy wire mfg - Continued | | | | | | | | |
| Primary products..... | | 335929-P | 12/03 | 195.8 | 200.1 | 199.8 | 18.9 | -0.1 |
| Electronic wire and cable, made of nonferrous metals (purchased wire)..... | | 335929-A | 12/82 | 223.1 | 229.4 | 227.0 | 4.2 | -1.0 |
| Control and signal wire and cable, made of nonferrous metals (purchased wire)..... | | 335929-C | 12/82 | 321.0 | 321.9 | 328.8 | 22.4 | 2.1 |
| Building wire and cable, made of nonferrous metals (purchased wire)..... | | 335929-D | 12/82 | 375.2 | — | 376.0 | 24.0 | — |
| Other insulated wire & cable, including automotive, made of nonferrous metals (purchased wire)..... | | 335929-E | 12/82 | 235.0 | 237.1 | 234.7 | 14.8 | -1.0 |
| Power wire and cable, made from nonferrous metals (purchased wire)..... | | 335929-1 | 12/82 | 217.1 | 220.4 | 225.3 | 29.9 | 2.2 |
| Secondary products and miscellaneous receipts..... | | 335929-SM | | | | | | |
| Wiring device mfg..... | 33593 | | 12/03 | 139.2 | 140.7 | 141.9 | 1.2 | 0.9 |
| Current-carrying wiring device manufacturing..... | 335931 | | 12/81 | 180.9 | 181.2 | 182.8 | 0.9 | 0.9 |
| Primary products..... | | 335931-P | 12/81 | 171.6 | 172.0 | 174.0 | 2.2 | 1.2 |
| Current-carrying switches for electrical circuitry (including vehicular switches)..... | | 335931-D | 12/99 | 121.7 | 121.9 | 123.5 | 0.9 | 1.3 |
| Current-carrying wiring devices, nec..... | | 335931-G | 06/06 | 101.7 | 103.2 | 104.3 | 0.8 | 1.1 |
| Current-carrying wire connectors for electrical circuitry..... | | 335931-9 | 12/81 | 184.8 | 182.4 | 184.0 | 7.1 | 0.9 |
| Secondary products and miscellaneous receipts..... | | 335931-SM | | | | | | |
| Miscellaneous receipts..... | | 335931-M | 12/93 | 152.6 | 152.7 | 152.5 | -5.5 | -0.1 |
| Secondary products..... | | 335931-S | 12/81 | 218.6 | 218.6 | 218.6 | -1.0 | 0.0 |
| Noncurrent-carrying wiring device mfg..... | 335932 | | 12/81 | 285.6 | 292.3 | 294.7 | 1.8 | 0.8 |
| Primary products..... | | 335932-P | 12/81 | 280.2 | 286.6 | 289.7 | 3.6 | 1.1 |
| Noncurrent-carrying pole and transmission line hardware..... | | 335932-1 | 12/81 | 288.5 | — | — | — | — |
| Noncurrent-carrying electrical conduit and conduit fittings, incl. plastics conduit & fittings..... | | 335932-2 | 12/81 | 267.5 | 278.6 | 281.7 | 6.0 | 1.1 |
| Other noncurrent-carrying wiring devices and supplies (boxes, covers, bar hangers, etc.)..... | | 335932-6 | 12/81 | 303.2 | 301.4 | 304.4 | -0.4 | 1.0 |
| Stamped metal boxes, covers, and accessories..... | | 335932-636 | 12/04 | 118.0 | — | 119.0 | -1.5 | — |
| All other noncurrent-carrying wiring devices and supplies..... | | 335932-649 | 12/04 | 127.6 | 127.1 | 127.8 | 0.2 | 0.6 |
| Secondary products and miscellaneous receipts..... | | 335932-SM | | | | | | |
| Miscellaneous receipts..... | | 335932-M | 12/86 | 354.5 | — | 355.6 | -12.2 | — |
| Secondary products..... | | 335932-S | 12/81 | 268.5 | 278.7 | 279.7 | 2.9 | 0.4 |
| All other electrical equipment & component mfg..... | 33599 | | 12/03 | 116.9 | 117.3 | 117.8 | -2.2 | 0.4 |
| Carbon and graphite product mfg..... | 335991 | | 06/85 | 163.8 | 164.1 | 164.2 | -12.2 | 0.1 |
| Primary products..... | | 335991-P | 06/85 | 167.3 | 167.7 | 167.7 | -13.0 | 0.0 |
| Carbon and graphite electrodes for electric furnaces and electrolytic cell use..... | | 335991-1 | 06/85 | 187.2 | 187.2 | 187.1 | -20.8 | -0.1 |
| All other carbon and graphite products..... | | 335991-3 | 12/03 | 120.1 | 120.8 | 120.9 | 2.7 | 0.1 |
| Secondary and miscellaneous receipts..... | | 335991-SM | | | | | | |
| Miscellaneous receipts..... | | 335991-M | 10/88 | 155.4 | 155.4 | 155.4 | 0.0 | 0.0 |
| Miscellaneous electrical equipment mfg..... | 335999 | | 12/03 | 109.4 | 109.9 | 110.5 | 1.6 | 0.5 |
| Primary products..... | | 335999-P | 12/03 | 108.7 | 109.5 | 109.9 | 1.8 | 0.4 |
| Rectifying apparatus..... | | 335999-3 | 12/85 | 132.3 | 132.7 | 133.3 | 2.5 | 0.5 |
| Semiconductor power conversion apparatus (except for electronic circuitry)..... | | 335999-31 | 12/85 | 140.9 | 139.9 | 140.9 | 4.1 | 0.7 |
| All other power conversion and rectifying apparatus (except for electronic circuitry)..... | | 335999-32 | 12/85 | 116.2 | 117.1 | 117.5 | 1.6 | 0.3 |
| All miscellaneous electrical equipment except rectifying apparatus..... | | 335999-4 | 06/08 | 99.8 | 100.9 | 101.1 | 1.3 | 0.2 |
| Secondary products and miscellaneous receipts..... | | 335999-SM | | | | | | |
| Miscellaneous receipts..... | | 335999-M | 12/03 | 115.8 | 112.5 | 116.1 | 0.4 | 3.2 |
| Secondary products..... | | 335999-S | 12/03 | 112.3 | 111.7 | 111.1 | 0.1 | -0.5 |
| Transportation equipment manufacturing..... | 336 | | 12/03 | 110.2 | 110.4 | 110.3 | 0.9 | -0.1 |
| Motor vehicle manufacturing..... | 3361 | | 12/03 | 102.0 | 101.7 | 101.5 | 0.7 | -0.2 |
| Automobile and light truck manufacturing..... | 33611 | | 12/03 | 100.4 | 100.1 | 99.8 | 0.5 | -0.3 |
| Automobile, light truck and utility vehicle manufacturing..... | 336110 | | 06/82 | 138.1 | 137.8 | 137.3 | 0.4 | -0.4 |
| Primary products..... | | 336110-P | 06/82 | 136.7 | 136.3 | 135.9 | 0.4 | -0.3 |
| Passenger cars and chassis..... | | 336110-1 | 06/82 | 130.8 | 128.8 | 128.9 | -1.1 | 0.1 |
| Trucks, truck tractors, & bus chassis 14,000 lb or less, incl. minivans & suvs..... | | 336110-2 | 06/82 | 151.8 | 152.6 | 151.7 | 1.3 | -0.6 |
| Secondary products and miscellaneous receipts..... | | 336110-SM | | | | | | |
| Heavy duty truck manufacturing..... | 33612 | | 12/03 | 126.1 | 126.1 | 126.1 | 2.3 | 0.0 |
| Heavy duty truck manufacturing..... | 336120 | | 12/03 | 126.2 | 126.2 | 126.2 | 2.4 | 0.0 |
| Primary products..... | | 336120-P | 12/03 | 126.7 | 126.8 | 126.8 | 2.4 | 0.0 |
| Trucks, truck tractors, and bus chassis (chassis of own manufacture) 33,001 lb or more..... | | 336120-2 | 06/87 | 173.4 | 173.4 | 173.4 | 0.3 | 0.0 |

See footnotes at end of table.

Table 5. Producer price indexes for the net output of selected industries and their products, not seasonally adjusted — Continued

| Industry and product ¹ | Industry code | Product code | Index base | Index | | | Percent change to Apr. 2010 from: | |
|---|---------------|--------------|------------|------------------------|------------------------|------------------------|-----------------------------------|-----------|
| | | | | Dec. 2009 ² | Mar. 2010 ² | Apr. 2010 ² | Apr. 2009 | Mar. 2010 |
| Heavy duty truck manufacturing - Continued | | | | | | | | |
| Buses, including military and firefighting vehicles (chassis of own manufacture)..... | | 336120-3 | 12/03 | 118.8 | 118.9 | 119.0 | 4.0 | 0.1 |
| Secondary products and miscellaneous receipts..... | | 336120-SM | | | | | | |
| Secondary products..... | | 336120-S | 12/03 | 108.5 | 108.5 | 108.7 | 0.9 | 0.2 |
| Motor vehicle body and trailer manufacturing..... | 3362 | | 12/03 | 121.8 | 122.5 | 122.9 | -0.2 | 0.3 |
| Motor vehicle body and trailer manufacturing..... | 33621 | | 12/03 | 122.0 | 122.7 | 123.1 | -0.1 | 0.3 |
| Motor vehicle body manufacturing..... | 336211 | | 12/82 | 215.7 | 216.6 | 218.0 | 0.9 | 0.6 |
| Primary products..... | | 336211-P | 12/82 | 212.0 | 212.9 | 213.8 | 0.7 | 0.4 |
| Bus bodies and truck cabs, sold separately..... | | 336211-2 | 12/08 | 99.3 | 99.3 | 98.9 | -0.7 | -0.4 |
| Van bodies, sold separately..... | | 336211-4 | 12/08 | 99.3 | 99.3 | 99.3 | -0.2 | 0.0 |
| Other truck and vehicle bodies, sold separately..... | | 336211-5 | 12/08 | 97.6 | 97.7 | 98.2 | -0.9 | 0.5 |
| Dump truck bodies, sold separately..... | | 336211-5A | 12/08 | 96.4 | 95.4 | 96.4 | 1.0 | 1.0 |
| All other truck and vehicle bodies, sold separately..... | | 336211-5B | 12/08 | 97.8 | 98.0 | 98.4 | -1.2 | 0.4 |
| Buses and firefighting vehicles, complete, produced on purchased chassis..... | | 336211-7 | 12/08 | 101.8 | 102.3 | 103.3 | 3.1 | 1.0 |
| Trucks/vehicles, other types, complete, produced on purchased chassis..... | | 336211-9 | 12/08 | 96.0 | 97.1 | 97.7 | 1.2 | 0.6 |
| Secondary products and miscellaneous receipts..... | | 336211-SM | | | | | | |
| Miscellaneous receipts..... | | 336211-M | 12/82 | 291.4 | 292.1 | 300.0 | — | 2.7 |
| Secondary products..... | | 336211-S | 12/82 | 176.2 | — | — | — | — |
| Truck trailer manufacturing..... | 336212 | | 12/79 | 201.6 | 205.2 | 205.8 | 3.0 | 0.3 |
| Primary products..... | | 336212-P | 12/79 | 198.2 | 202.0 | 202.7 | 3.2 | 0.3 |
| Truck trailers and chassis, with axle rating of 10,000 lbs or more..... | | 336212-1 | 12/79 | 195.2 | 199.0 | 199.7 | 3.4 | 0.4 |
| Truck trailers and chassis, with axle rating of less than 10,000 lbs..... | | 336212-3 | 11/84 | 215.1 | 217.1 | 217.1 | -0.4 | 0.0 |
| Secondary products and miscellaneous receipts..... | | 336212-SM | | | | | | |
| Secondary products..... | | 336212-S | 12/79 | 232.9 | 232.9 | 233.5 | 0.9 | 0.3 |
| Motor home manufacturing..... | 336213 | | 06/84 | 167.8 | 167.6 | 167.8 | -4.5 | 0.1 |
| Primary products..... | | 336213-P | 06/84 | 166.9 | 166.6 | 166.9 | -5.1 | 0.2 |
| Motor homes built on purchased chassis..... | | 336213-0 | 06/06 | 99.5 | 99.3 | 99.5 | -5.1 | 0.2 |
| Secondary products and miscellaneous receipts..... | | 336213-SM | | | | | | |
| Travel trailer and camper manufacturing..... | 336214 | | 12/03 | 121.5 | 122.1 | 122.2 | 0.6 | 0.1 |
| Primary products..... | | 336214-P | 12/03 | 120.8 | 121.4 | 121.5 | 0.5 | 0.1 |
| Travel trailers..... | | 336214-1 | 06/84 | 164.6 | 165.0 | 164.9 | 0.7 | -0.1 |
| Fifth wheel travel trailers less than 30ft in length..... | | 336214-14 | 06/90 | 139.7 | 139.7 | 139.7 | 1.2 | 0.0 |
| Fifth wheel travel trailers 30ft or more in length..... | | 336214-15 | 06/90 | 154.0 | 155.8 | 155.4 | 1.0 | -0.3 |
| Conventional travel trailers up to 24ft..... | | 336214-16 | 06/06 | 109.6 | 109.6 | 109.6 | 0.8 | 0.0 |
| Conventional travel trailers 25ft to 29ft..... | | 336214-17 | 06/06 | 106.1 | 105.7 | 105.7 | 0.0 | 0.0 |
| Conventional travel trailers 30ft or more..... | | 336214-18 | 06/06 | 109.9 | 109.9 | 109.9 | 0.3 | 0.0 |
| Automobile and light truck trailers..... | | 336214-3 | 12/92 | 152.4 | 154.4 | 155.0 | -0.1 | 0.4 |
| Camping trailers, campers, pick-up covers, and parts..... | | 336214-5 | 06/84 | 187.2 | 187.5 | 187.5 | 1.0 | 0.0 |
| Other parts and components, excluding appliances and furnishings..... | | 336214-53 | 06/84 | 164.7 | 164.7 | 164.7 | 0.5 | 0.0 |
| Truck campers, caps, or box covers..... | | 336214-55 | 06/06 | 111.1 | 111.7 | 111.7 | 0.7 | 0.0 |
| Secondary products and miscellaneous receipts..... | | 336214-SM | | | | | | |
| Miscellaneous receipts..... | | 336214-M | 04/85 | 188.3 | 188.3 | 188.3 | 0.1 | 0.0 |
| Secondary products..... | | 336214-S | 06/84 | 178.0 | 178.0 | 178.1 | 3.2 | 0.1 |
| Motor vehicle parts manufacturing..... | 3363 | | 12/03 | 109.3 | 109.7 | 109.5 | 1.9 | -0.2 |
| Motor vehicle gasoline engine and parts mfg..... | 33631 | | 12/03 | 107.2 | 109.5 | 109.6 | 11.4 | 0.1 |
| Carburetor, piston, piston, ring and valve mfg..... | 336311 | | 12/82 | 147.5 | 148.9 | 149.0 | 1.6 | 0.1 |
| Primary products..... | | 336311-P | 12/82 | 160.1 | 161.6 | 161.5 | 1.5 | -0.1 |
| Pistons, piston rings, and piston pins (engine)..... | | 336311-3 | 12/82 | 120.0 | 120.3 | 120.3 | 0.9 | 0.0 |
| Valves (engine intake and exhaust)..... | | 336311-5 | 12/82 | 169.0 | — | 173.3 | 3.2 | — |
| Secondary products and miscellaneous receipts..... | | 336311-SM | | | | | | |
| Gasoline engine and engine parts mfg..... | 336312 | | 12/03 | 107.4 | 109.7 | 109.8 | 12.0 | 0.1 |
| Primary products..... | | 336312-P | 12/03 | 107.5 | 110.1 | 110.2 | 13.7 | 0.1 |
| Gasoline engines and engine parts for motor vehicles, new..... | | 336312-1 | 12/88 | 102.2 | 104.7 | 104.9 | 14.1 | 0.2 |
| Gasoline engines and engine parts for motor vehicles, rebuilt..... | | 336312-3 | 12/03 | 111.6 | — | — | — | — |
| Secondary products and miscellaneous receipts..... | | 336312-SM | | | | | | |
| Secondary products..... | | 336312-S | 12/03 | 102.6 | 102.6 | 102.6 | -0.1 | 0.0 |
| Motor vehicle electric equipment..... | 33632 | | 12/03 | 103.4 | 103.6 | 103.5 | 0.7 | -0.1 |
| Vehicular lighting equipment mfg..... | 336321 | | 12/83 | 131.9 | 132.2 | 132.3 | 0.8 | 0.1 |
| Primary products..... | | 336321-P | 12/83 | 116.9 | 117.3 | 117.4 | 1.0 | 0.1 |
| Vehicular lighting equipment..... | | 336321-0 | 12/83 | 116.9 | 117.3 | 117.4 | 1.0 | 0.1 |

See footnotes at end of table.

Table 5. Producer price indexes for the net output of selected industries and their products, not seasonally adjusted — Continued

| Industry and product ¹ | Industry code | Product code | Index base | Index | | | Percent change to Apr. 2010 from: | |
|--|---------------|--------------|------------|------------------------|------------------------|------------------------|-----------------------------------|-----------|
| | | | | Dec. 2009 ² | Mar. 2010 ² | Apr. 2010 ² | Apr. 2009 | Mar. 2010 |
| Vehicular lighting equipment mfg - Continued | | | | | | | | |
| Secondary products and miscellaneous receipts..... | | 336321-SM | | | | | | |
| Miscellaneous receipts..... | | 336321-M | 12/83 | 107.8 | 108.6 | 108.6 | -1.2 | 0.0 |
| Secondary products..... | | 336321-S | 12/83 | 164.8 | — | 164.6 | -0.1 | — |
| Other motor vehicle electrical equipment mfg..... | 336322 | | 12/03 | 103.0 | 103.3 | 103.1 | 0.7 | -0.2 |
| Primary products..... | | 336322-P | 12/03 | 99.4 | 99.5 | 99.0 | 0.0 | -0.5 |
| Parts for engine electrical and electronic equipment..... | | 336322-A | 12/82 | 142.0 | 142.0 | 142.0 | 0.0 | 0.0 |
| Motor vehicle electrical and electronic equipment..... | | 336322-D | 12/03 | 99.8 | 100.2 | 99.8 | 0.5 | -0.4 |
| All other miscellaneous complete engine electrical equipment, including spark plugs..... | | 336322-U | 12/82 | 110.9 | 110.9 | 109.7 | -1.5 | -1.1 |
| Ignition harness and cable sets..... | | 336322-1 | 12/82 | 129.9 | 130.0 | 129.9 | -0.2 | -0.1 |
| Battery charging alternators, generators, and regulators..... | | 336322-3 | 12/82 | 132.3 | 132.3 | 132.3 | 3.5 | 0.0 |
| Cranking motors (starters)..... | | 336322-5 | 12/82 | 118.4 | — | — | — | — |
| Secondary products and miscellaneous receipts..... | | 336322-SM | | | | | | |
| Miscellaneous receipts..... | | 336322-M | 12/03 | 132.9 | 133.5 | 135.1 | 4.3 | 1.2 |
| Secondary products..... | | 336322-S | 12/03 | 95.2 | 95.6 | 95.6 | -0.1 | 0.0 |
| Motor vehicle steering and suspension parts..... | 336333 | | 12/03 | 105.7 | 105.8 | 105.9 | 1.0 | 0.1 |
| Motor vehicle steering and suspension parts..... | 336330 | | 12/03 | 105.5 | 105.6 | 105.7 | 1.0 | 0.1 |
| Primary products..... | | 336330-P | 12/03 | 103.3 | 103.4 | 103.5 | 0.7 | 0.1 |
| Motor vehicle steering and suspension components, new..... | | 336330-1 | 12/99 | 103.1 | 103.2 | 103.3 | 0.6 | 0.1 |
| Secondary products and miscellaneous receipts..... | | 336330-SM | | | | | | |
| Secondary product..... | | 336330-S | 12/03 | 120.4 | 120.5 | 120.5 | 3.1 | 0.0 |
| Motor vehicle brake system manufacturing..... | 336344 | | 12/03 | 103.5 | 103.4 | 104.0 | -1.7 | 0.6 |
| Motor vehicle brake system manufacturing..... | 336340 | | 12/03 | 103.5 | 103.4 | 104.0 | -1.7 | 0.6 |
| Primary products..... | | 336340-P | 12/03 | 103.0 | 102.9 | 103.6 | -1.0 | 0.7 |
| Motor vehicle brake parts and assemblies, new..... | | 336340-1 | 12/88 | 108.8 | 108.7 | 109.4 | -1.0 | 0.6 |
| Motor vehicle brake parts and assemblies, rebuilt..... | | 336340-3 | 12/03 | 110.9 | 110.9 | 110.9 | -0.6 | 0.0 |
| Secondary products and miscellaneous receipts..... | | 336340-SM | | | | | | |
| Secondary products..... | | 336340-S | 12/03 | 113.8 | 113.9 | 113.7 | 3.7 | -0.2 |
| Motor vehicle power train components mfg..... | 336355 | | 12/03 | 114.9 | 115.1 | 115.1 | 1.9 | 0.0 |
| Motor vehicle power train components mfg..... | 336350 | | 12/03 | 113.6 | 113.7 | 113.7 | 1.9 | 0.0 |
| Primary products..... | | 336350-P | 12/03 | 109.3 | 109.5 | 109.4 | -0.5 | -0.1 |
| Motor vehicle drive train components, except wheels and brakes, new..... | | 336350-1 | 12/88 | 112.3 | 112.5 | 112.5 | -0.5 | 0.0 |
| Secondary products and miscellaneous receipts..... | | 336350-SM | | | | | | |
| Secondary products..... | | 336350-S | 12/03 | 123.4 | 123.0 | — | — | — |
| Motor vehicle seating and interior trim mfg..... | 336366 | | 12/03 | 99.6 | 99.0 | 99.1 | -1.3 | 0.1 |
| Motor vehicle seating and interior trim mfg..... | 336360 | | 12/03 | 99.6 | 98.9 | 99.0 | -1.3 | 0.1 |
| Primary products..... | | 336360-P | 12/03 | 99.5 | 98.8 | 98.9 | -1.4 | 0.1 |
| Automobile trimmings..... | | 336360-1 | 12/03 | 100.1 | 99.0 | 99.0 | -2.5 | 0.0 |
| Seats for public conveyance and aircraft..... | | 336360-3 | 12/01 | 97.9 | 97.3 | 97.5 | -1.0 | 0.2 |
| Secondary products and miscellaneous receipts..... | | 336360-SM | | | | | | |
| Secondary products..... | | 336360-S | 12/03 | 101.3 | 101.9 | 101.8 | 0.6 | -0.1 |
| Motor vehicle metal stamping..... | 336377 | | 12/03 | 119.6 | 119.7 | 117.5 | -2.6 | -1.8 |
| Motor vehicle metal stamping..... | 336370 | | 12/82 | 131.0 | 131.1 | 128.6 | -2.6 | -1.9 |
| Primary products..... | | 336370-P | 12/82 | 123.0 | 123.2 | 120.7 | -2.6 | -2.0 |
| Original equipment automotive stampings..... | | 336370-1 | 12/82 | 120.3 | 120.4 | 118.1 | -3.1 | -1.9 |
| Replacement part automotive stampings..... | | 336370-3 | 12/82 | 147.9 | 150.1 | 144.5 | 2.4 | -3.7 |
| Secondary products and miscellaneous receipts..... | | 336370-SM | | | | | | |
| Secondary products..... | | 336370-S | 12/82 | 138.9 | 136.0 | 136.0 | -2.7 | 0.0 |
| Other motor vehicle parts manufacturing..... | 336399 | | 12/03 | 108.5 | 108.3 | 108.6 | 0.6 | 0.3 |
| Motor vehicle air conditioning manufacturing..... | 336391 | | 12/03 | 100.0 | 100.3 | 100.3 | 0.1 | 0.0 |
| Primary products..... | | 336391-P | 12/03 | 100.4 | 100.4 | 100.4 | 0.0 | 0.0 |
| Automotive air conditioning compressors (open type, with or without motor)..... | | 336391-B | 12/03 | 100.1 | 100.1 | — | — | — |
| Motor vehicle mechanical air conditioning systems..... | | 336391-7 | 12/03 | 100.0 | 100.0 | 100.0 | 0.3 | 0.0 |
| Secondary products and miscellaneous receipts..... | | 336391-SM | | | | | | |
| Miscellaneous receipts..... | | 336391-M | 06/06 | 101.0 | 101.0 | — | — | — |
| Secondary products..... | | 336391-S | 12/03 | 98.4 | 100.2 | 100.2 | 1.0 | 0.0 |
| All other motor vehicle parts manufacturing..... | 336399 | | 12/03 | 110.0 | 109.7 | 110.0 | 0.7 | 0.3 |
| Primary products..... | | 336399-P | 12/03 | 109.7 | 109.3 | 109.5 | 0.6 | 0.2 |
| Filters for internal combustion engines and motor vehicles, new..... | | 336399-1 | 12/82 | 132.7 | — | 132.7 | -1.3 | — |
| Exhaust system parts, new..... | | 336399-3 | 12/88 | 138.3 | 138.6 | 140.4 | 1.3 | 1.3 |
| Motor vehicle wheels, new..... | | 336399-5 | 12/88 | 127.5 | — | 127.5 | 7.4 | — |

See footnotes at end of table.

Table 5. Producer price indexes for the net output of selected industries and their products, not seasonally adjusted — Continued

| Industry and product ¹ | Industry code | Product code | Index base | Index | | | Percent change to Apr. 2010 from: | |
|--|---------------|--------------|------------|------------------------|------------------------|------------------------|-----------------------------------|-----------|
| | | | | Dec. 2009 ² | Mar. 2010 ² | Apr. 2010 ² | Apr. 2009 | Mar. 2010 |
| All other motor vehicle parts manufacturing - Continued | | | | | | | | |
| All other motor vehicle parts and accessories, new and rebuilt..... | | 336399-8 | 12/03 | 105.8 | 105.0 | 104.8 | -0.3 | -0.2 |
| Secondary products and miscellaneous receipts..... | | 336399-SM | | | | | | |
| Miscellaneous receipts..... | | 336399-M | 12/03 | 121.2 | — | 121.2 | 0.0 | — |
| Secondary products..... | | 336399-S | 12/03 | 106.4 | 108.3 | 109.2 | 2.6 | 0.8 |
| Aerospace product and parts manufacturing..... | 3364 | | 06/85 | 200.3 | 201.9 | 202.1 | 0.6 | 0.1 |
| Aerospace product and parts manufacturing..... | 33641 | | 06/85 | 200.3 | 201.9 | 202.1 | 0.6 | 0.1 |
| Aircraft manufacturing..... | 336411 | | 12/85 | 204.4 | 205.4 | 205.6 | 0.1 | 0.1 |
| Primary products..... | | 336411-P | 12/85 | 202.6 | 203.4 | 203.5 | -0.1 | 0.0 |
| Civilian aircraft..... | | 336411-3 | 12/85 | 234.6 | 235.6 | 235.8 | -0.1 | 0.1 |
| Modifications, conversions, and overhaul of previously accepted aircraft..... | | 336411-5 | 12/85 | 120.0 | 120.6 | 120.6 | 0.5 | 0.0 |
| Secondary products and miscellaneous receipts..... | | 336411-SM | | | | | | |
| Miscellaneous receipts..... | | 336411-M | 01/86 | 201.4 | 201.8 | 202.8 | 0.7 | 0.5 |
| Secondary products..... | | 336411-S | 12/85 | 208.6 | 214.2 | 214.8 | 3.0 | 0.3 |
| Aircraft engine and engine parts mfg..... | 336412 | | 12/85 | 193.8 | 199.0 | 198.8 | 2.4 | -0.1 |
| Primary products..... | | 336412-P | 12/85 | 195.8 | 200.5 | 200.1 | 2.1 | -0.2 |
| Military aircraft engines..... | | 336412-1 | 12/85 | 140.0 | 144.8 | 144.8 | 3.8 | 0.0 |
| Civilian aircraft engines..... | | 336412-3 | 12/85 | 219.1 | 222.9 | 223.3 | 0.5 | 0.2 |
| Aeronautical services on aircraft engines..... | | 336412-5 | 12/85 | 171.8 | 176.8 | 175.8 | 2.6 | -0.6 |
| Aircraft engine parts and accessories..... | | 336412-7 | 12/85 | 207.2 | 212.3 | 211.7 | 2.9 | -0.3 |
| Secondary products and miscellaneous receipts..... | | 336412-SM | | | | | | |
| Miscellaneous receipts..... | | 336412-M | 08/94 | 139.9 | 147.6 | 147.6 | 5.7 | 0.0 |
| Secondary products..... | | 336412-S | 12/85 | 190.5 | 197.4 | 197.4 | 3.6 | 0.0 |
| Other aircraft parts and equipment..... | 336413 | | 06/85 | 170.5 | 170.3 | 170.6 | 1.1 | 0.2 |
| Primary products..... | | 336413-P | 06/85 | 168.5 | 168.3 | 168.4 | 1.1 | 0.1 |
| Aircraft propellers and helicopter rotors..... | | 336413-1 | 12/91 | 156.4 | 156.4 | 156.4 | 0.0 | 0.0 |
| Aircraft parts & auxiliary equipment, excluding hydraulic & pneumatic subassemblies and engines..... | | 336413-2 | 06/85 | 164.8 | 164.6 | 164.6 | 1.2 | 0.0 |
| Aircraft mechanical power transmission equipment for civilian and military aircraft..... | | 336413-21 | 06/08 | 104.6 | 101.6 | 102.8 | -1.6 | 1.2 |
| Aircraft landing gear for civilian and military aircraft..... | | 336413-22 | 06/08 | 105.2 | 106.7 | 106.7 | 2.1 | 0.0 |
| Other aircraft subassemblies and parts for military aircraft..... | | 336413-23 | 06/08 | 104.5 | 104.4 | 104.2 | 1.9 | -0.2 |
| Other aircraft subassemblies and parts for civilian aircraft..... | | 336413-24 | 06/08 | 101.3 | 101.1 | 101.1 | — | 0.0 |
| Secondary products and miscellaneous receipts..... | | 336413-SM | | | | | | |
| Secondary products..... | | 336413-S | 06/85 | 198.7 | 198.7 | 200.1 | 0.7 | 0.7 |
| Railroad rolling stock manufacturing..... | 3365 | | 06/84 | 173.1 | 174.8 | 173.8 | 0.5 | -0.6 |
| Railroad rolling stock manufacturing..... | 33651 | | 06/84 | 173.2 | 174.9 | 173.8 | 0.5 | -0.6 |
| Railroad rolling stock manufacturing..... | 336510 | | 06/84 | 173.0 | 174.8 | 173.6 | 0.5 | -0.7 |
| Primary products..... | | 336510-P | 06/84 | 177.6 | 178.2 | 177.6 | 0.1 | -0.3 |
| Locomotives, new and rebuilt, including parts..... | | 336510-1 | 06/84 | 158.3 | 158.7 | 158.7 | -0.8 | 0.0 |
| Passenger and freight train cars, new (excluding parts)..... | | 336510-4 | 06/84 | 199.2 | — | 200.0 | -3.6 | — |
| Street, subway, trolley, & rapid transit cars, rebuilt cars (all types), including parts..... | | 336510-5 | 06/84 | 153.3 | 152.9 | 152.8 | 3.7 | -0.1 |
| Street, subway, trolley, and rapid transit cars, new and rebuilt..... | | 336510-53 | 12/01 | 110.8 | — | 110.8 | 8.2 | — |
| Railway maintenance of way equipment & parts, parts for all railcars, & other railway vehicles..... | | 336510-54 | 06/84 | 148.2 | 147.4 | 146.9 | -2.2 | -0.3 |
| Air brake and other brake equipment..... | | 336510-541 | 06/84 | 124.7 | 122.3 | 116.4 | -20.3 | -4.8 |
| All other railroad and streetcar equipment, parts and accessories, incl. truck assemblies..... | | 336510-542 | 06/84 | 150.3 | 149.8 | 149.9 | -0.1 | 0.1 |
| Secondary products and miscellaneous receipts..... | | 336510-SM | | | | | | |
| Ship and boat building..... | 3366 | | 12/84 | 200.7 | 200.8 | 203.1 | 2.2 | 1.1 |
| Ship and boat building..... | 33661 | | 12/84 | 200.7 | 200.8 | 203.1 | 2.2 | 1.1 |
| Ship building and repairing..... | 336611 | | 12/85 | 188.3 | 188.3 | 192.1 | 2.7 | 2.0 |
| Primary products..... | | 336611-P | 12/85 | 189.9 | 189.5 | 193.5 | 2.5 | 2.1 |
| Ship repair, nonmilitary..... | | 336611-A | 12/85 | 186.8 | 186.4 | 186.5 | -0.1 | 0.1 |
| Nonpropelled ships, new construction..... | | 336611-1 | 12/85 | 159.0 | 159.4 | 161.7 | -4.7 | 1.4 |
| Military self-propelled ships, new construction..... | | 336611-2 | 12/85 | 183.9 | 182.8 | 184.3 | 1.8 | 0.8 |
| Nonmilitary self-propelled ships, new construction..... | | 336611-7 | 12/85 | 286.9 | 286.9 | 297.1 | 6.3 | 3.6 |
| Ship repair, military..... | | 336611-8 | 12/85 | 175.5 | 175.5 | 181.4 | 3.4 | 3.4 |
| Secondary products and miscellaneous receipts..... | | 336611-SM | | | | | | |
| Boat building..... | 336612 | | 12/81 | 236.0 | 236.4 | 235.9 | 1.5 | -0.2 |
| Primary products..... | | 336612-P | 12/81 | 234.1 | 234.2 | 233.7 | 1.3 | -0.2 |
| Outboard motorboats, including commercial and military (exc. sailboats and lifeboats)..... | | 336612-1 | 12/81 | 256.7 | 251.8 | 251.8 | -0.2 | 0.0 |

See footnotes at end of table.

Table 5. Producer price indexes for the net output of selected industries and their products, not seasonally adjusted — Continued

| Industry and product ¹ | Industry code | Product code | Index base | Index | | | Percent change to Apr. 2010 from: | |
|--|---------------|--------------|------------|------------------------|------------------------|------------------------|-----------------------------------|-----------|
| | | | | Dec. 2009 ² | Mar. 2010 ² | Apr. 2010 ² | Apr. 2009 | Mar. 2010 |
| Boat building - Continued | | | | | | | | |
| Inboard motorboats, including commercial & military (exc. sailboats & lifeboats)..... | | 336612-3 | 12/81 | 231.1 | 235.7 | 235.1 | 1.8 | -0.3 |
| Inboard-outdrive boats, including commercial & military (exc. sailboats & lifeboats)..... | | 336612-5 | 12/81 | 213.6 | 215.0 | 213.6 | 2.8 | -0.7 |
| All other boats (excluding military and commercial)..... | | 336612-8 | 12/81 | 205.2 | 205.2 | 205.0 | 3.9 | -0.1 |
| Secondary products and miscellaneous receipts..... | | 336612-SM | | | | | | |
| Miscellaneous receipts..... | | 336612-M | 12/88 | 218.2 | 223.3 | 223.3 | 2.6 | 0.0 |
| Other transportation equipment manufacturing..... | 3369 | | 12/03 | 107.8 | 107.4 | 107.5 | 0.6 | 0.1 |
| Other transportation equipment manufacturing..... | 33699 | | 12/03 | 107.8 | 107.4 | 107.5 | 0.6 | 0.1 |
| Motorcycle, bicycle, and parts manufacturing..... | 336991 | | 12/84 | 138.8 | 137.7 | 137.9 | 0.1 | 0.1 |
| Primary products..... | | 336991-P | 12/84 | 143.7 | 143.6 | 143.6 | 0.1 | 0.0 |
| Bicycles and parts..... | | 336991-1 | 12/84 | 124.6 | 124.6 | 124.6 | 0.6 | 0.0 |
| Bicycles, complete..... | | 336991-121 | 12/98 | 116.6 | 116.6 | 116.6 | 0.3 | 0.0 |
| Parts for bicycles..... | | 336991-171 | 12/84 | 117.4 | 117.4 | 117.4 | 0.9 | 0.0 |
| Motorcycles, including three-wheel motorbikes, motorscooters, mopeds, and parts..... | | 336991-3 | 12/84 | 165.4 | 165.4 | 165.4 | -0.1 | 0.0 |
| Motorcycles, (excl. sidecars), mopeds, motorbikes and motorscooters, excl parts..... | | 336991-311 | 10/06 | 101.7 | 101.7 | 101.7 | -0.1 | 0.0 |
| Parts, including sidecars, but excluding motorbike parts interchangeable with bike parts..... | | 336991-312 | 12/84 | 145.7 | 145.8 | 145.8 | 0.0 | 0.0 |
| Secondary products and miscellaneous receipts..... | | 336991-SM | | | | | | |
| Miscellaneous receipts..... | | 336991-M | 12/84 | 122.1 | 122.1 | 122.1 | 0.0 | 0.0 |
| Secondary products..... | | 336991-S | 12/84 | 136.4 | 122.6 | 126.1 | 0.5 | 2.9 |
| All other transportation equipment mfg..... | 336999 | | 12/03 | 107.9 | 107.7 | 107.7 | 0.7 | 0.0 |
| Primary products..... | | 336999-P | 12/03 | 107.0 | 107.0 | 107.0 | 0.9 | 0.0 |
| Self-propelled golf carts and industrial in-plant personnel carriers and parts..... | | 336999-1 | 06/85 | 173.7 | - | 173.7 | 2.4 | - |
| All other miscellaneous transportation equipment, including all-terrain vehicles..... | | 336999-5 | 06/85 | 137.5 | 137.5 | 137.5 | 0.7 | 0.0 |
| All-terrain vehicles, gas and electric, and parts..... | | 336999-53 | 06/08 | 98.9 | 98.8 | 98.8 | 0.6 | 0.0 |
| Other miscellaneous transportation equipment and parts, incl. snowmobiles & personal watercraft..... | | 336999-56 | 06/08 | 101.4 | 101.6 | 101.6 | 0.9 | 0.0 |
| Secondary products and miscellaneous receipts..... | | 336999-SM | | | | | | |
| Miscellaneous receipts..... | | 336999-M | 12/03 | 107.8 | 107.8 | 107.8 | 0.0 | 0.0 |
| Secondary products..... | | 336999-S | 12/03 | 123.1 | - | - | - | - |
| Furniture & related product mfg..... | 337 | | 12/84 | 176.4 | 176.2 | 176.9 | 0.1 | 0.4 |
| HH & institutional furniture & kitchen cabinet mfg..... | 3371 | | 12/84 | 170.8 | 170.5 | 170.8 | -0.2 | 0.2 |
| Wood kitchen cabinet & countertop mfg..... | 33711 | | 12/03 | 112.9 | 113.2 | 113.3 | -0.4 | 0.1 |
| Wood kitchen cabinet and countertop mfg..... | 337110 | | 06/84 | 190.7 | 191.1 | 191.3 | -0.4 | 0.1 |
| Primary products..... | | 337110-P | 12/03 | 112.4 | 112.6 | 112.8 | -0.4 | 0.2 |
| Wood and plastics laminated wood kitchen cabinet tops..... | | 337110-B | 12/03 | 97.0 | 97.4 | 97.6 | 0.5 | 0.2 |
| Wood custom kitchen cabinets, bathroom vanities, and related cabinet sold directly to customer..... | | 337110-H | 03/04 | 102.8 | 104.0 | 104.4 | -1.3 | 0.4 |
| Wood stock line kitchen cabinets and related cabinetwork, permanent installation..... | | 337110-1 | 06/84 | 196.5 | 195.0 | 195.0 | 0.1 | 0.0 |
| Other wood custom kitchen cabinets and cabinetwork, except sold directly to customers..... | | 337110-4 | 06/84 | 194.8 | 197.5 | 197.6 | 1.2 | 0.1 |
| Bathroom vanities and related cabinetwork, permanent install, except sold directly to customer..... | | 337110-7 | 06/84 | 188.0 | 188.7 | 189.2 | -2.6 | 0.3 |
| Secondary products and miscellaneous receipts..... | | 337110-SM | | | | | | |
| Miscellaneous receipts..... | | 337110-M | 12/03 | 130.9 | 130.9 | 130.9 | 0.0 | 0.0 |
| Household & institutional furniture mfg..... | 33712 | | 12/03 | 117.6 | 117.2 | 117.3 | -0.3 | 0.1 |
| Upholstered household furniture manufacturing..... | 337121 | | 06/82 | 170.8 | 170.0 | 170.2 | -1.3 | 0.1 |
| Primary products..... | | 337121-P | 06/82 | 174.3 | 173.5 | 173.6 | -1.5 | 0.1 |
| Upholstered wood household furniture, excl. stock line dual-purpose sleep furniture..... | | 337121-1 | 06/82 | 172.1 | 171.9 | 172.0 | -1.3 | 0.1 |
| Uphols. wood household sofas, davenports, settees, and loveseats, except custom..... | | 337121-11 | 06/82 | 170.2 | 170.2 | 170.2 | -2.4 | 0.0 |
| Uphols. wood household sectional sofa pieces, incl. pieces seating one person..... | | 337121-12 | 12/87 | 149.9 | 149.9 | 149.9 | -0.2 | 0.0 |
| Upholstered wood household rockers, incl swivel rockers except custom..... | | 337121-13 | 06/82 | 144.6 | 144.6 | 144.6 | -0.1 | 0.0 |
| Upholstered wood household reclining chairs, except custom..... | | 337121-14 | 06/82 | 158.9 | 157.7 | 158.1 | -0.2 | 0.3 |
| Other upholstered wood household furniture, including custom sold at retail..... | | 337121-15 | 06/05 | 115.0 | 115.0 | 115.1 | 0.2 | 0.1 |
| Dual-purpose sleep furniture incl. futon, conv. sofa, jackknife & chair beds, except custom..... | | 337121-4 | 06/89 | 182.7 | 173.1 | 173.7 | -4.7 | 0.3 |
| Secondary products and miscellaneous receipts..... | | 337121-SM | | | | | | |
| Nonupholstered wood household furniture mfg..... | 337122 | | 12/79 | 247.0 | 247.1 | 247.4 | 0.4 | 0.1 |

See footnotes at end of table.

Table 5. Producer price indexes for the net output of selected industries and their products, not seasonally adjusted — Continued

| Industry and product ¹ | Industry code | Product code | Index base | Index | | | Percent change to Apr. 2010 from: | |
|--|---------------|--------------|------------|------------------------|------------------------|------------------------|-----------------------------------|-----------|
| | | | | Dec. 2009 ² | Mar. 2010 ² | Apr. 2010 ² | Apr. 2009 | Mar. 2010 |
| Nonupholstered wood household furniture mfg - Continued | | | | | | | | |
| Primary products..... | | 337122-P | 12/79 | 255.9 | 256.1 | 256.3 | 0.7 | 0.1 |
| Infants' and children's wood furniture, except custom. | | 337122-A | 12/04 | 111.2 | 111.2 | 111.2 | -0.1 | 0.0 |
| Wood outdoor furniture, unpainted, and ready-to-assemble wood furniture, except custom. | | 337122-E | 12/79 | 208.8 | 211.3 | 211.3 | 1.1 | 0.0 |
| Wood household den, family room, library, and living room furniture, except custom. | | 337122-1 | 12/79 | 249.1 | 248.2 | 248.4 | -0.5 | 0.1 |
| Wood dining room and kitchen furniture, excl. cabinets, except custom. | | 337122-4 | 12/79 | 281.0 | 280.2 | 281.6 | 3.3 | 0.5 |
| Wood bedroom furniture, except custom. | | 337122-8 | 12/79 | 255.9 | 255.9 | 255.9 | 0.7 | 0.0 |
| Secondary products and miscellaneous receipts. | | 337122-SM | | | | | | |
| Secondary products. | | 337122-S | 12/79 | 208.6 | — | 208.6 | -1.9 | — |
| Metal household furniture manufacturing. | 337124 | | 06/84 | 163.6 | 163.9 | 164.1 | -0.7 | 0.1 |
| Primary products. | | 337124-P | 06/84 | 163.2 | 163.6 | 163.7 | -0.6 | 0.1 |
| Metal dining room, and kitchen furniture, incl. padded and plain chairs and stools. | | 337124-1 | 06/84 | 161.8 | 163.4 | 163.4 | 1.0 | 0.0 |
| Metal outdoor and casual furniture, incl beach, lawn, garden and porch. | | 337124-5 | 06/84 | 203.5 | 203.2 | 203.2 | -1.6 | 0.0 |
| Tubular aluminum benches, chairs, chaise lounges, rockers and settees nonupholstered household. | | 337124-51 | 06/07 | 118.2 | 118.1 | 118.1 | -2.8 | 0.0 |
| Other metal outdoor and casual furniture, incl. beach lawn, garden, and porch furniture. | | 337124-52 | 06/07 | 111.9 | 111.7 | 111.7 | -1.2 | 0.0 |
| Other nonupholstered metal household furniture. | | 337124-8 | 06/84 | 131.2 | 131.8 | 132.2 | 0.4 | 0.3 |
| Household metal army cots, folding cots, other metal beds, and metal bed frames. | | 337124-81 | 06/84 | 154.9 | 154.2 | 154.5 | -1.5 | 0.2 |
| Other nonupholstered metal household furniture. | | 337124-82 | 06/84 | 124.5 | 126.8 | 127.4 | 3.3 | 0.5 |
| Secondary products and miscellaneous receipts. | | 337124-SM | | | | | | |
| Miscellaneous receipts. | | 337124-M | 06/07 | 102.6 | 102.6 | 102.6 | 0.0 | 0.0 |
| Secondary products. | | 337124-S | 06/84 | 187.5 | 187.8 | 188.2 | -3.4 | 0.2 |
| Household furniture, except wood or metal, mfg. | 337125 | | 12/85 | 140.5 | 137.4 | 137.4 | -0.9 | 0.0 |
| Primary products. | | 337125-P | 12/85 | 141.9 | 138.1 | 138.1 | -1.2 | 0.0 |
| Nonupholstered household furniture (except wood and metal). | | 337125-0 | 12/85 | 141.9 | 138.1 | 138.1 | -1.2 | 0.0 |
| Secondary products and miscellaneous receipts. | | 337125-SM | | | | | | |
| Institutional furniture manufacturing. | 337127 | | 12/03 | 125.9 | 124.3 | 124.9 | 0.9 | 0.5 |
| Primary products. | | 337127-P | 12/03 | 123.9 | 123.5 | 123.9 | 0.5 | 0.3 |
| School furniture, except stone and concrete, excl. library furniture. | | 337127-1 | 12/84 | 199.3 | 197.0 | 199.8 | 2.6 | 1.4 |
| School single-pupil units and nonfolding chairs, excl. library, except stone and concrete. | | 337127-11 | 12/03 | 123.3 | 121.1 | 122.2 | 1.7 | 0.9 |
| Other school furniture (except stone, concrete & library) designed specifically for school use. | | 337127-12 | 12/03 | 129.1 | 128.1 | 130.3 | 3.0 | 1.7 |
| Public building and related furniture, excl. bar, bowling, cafeteria, restaurant and school. | | 337127-4 | 12/84 | 188.1 | 188.1 | 188.1 | -0.1 | 0.0 |
| Bar, bowling center, cafeteria, and restaurant furniture. | | 337127-8 | 12/03 | 114.8 | 114.6 | 114.6 | -0.3 | 0.0 |
| Secondary products and miscellaneous receipts. | | 337127-SM | | | | | | |
| Miscellaneous receipts. | | 337127-M | 12/03 | 136.8 | 123.6 | 127.1 | 4.7 | 2.8 |
| Secondary products. | | 337127-S | 12/03 | 131.4 | 131.4 | 131.2 | -0.1 | -0.2 |
| Office furniture (including fixtures) mfg. | 3372 | | 12/03 | 124.7 | 124.7 | 125.9 | 1.1 | 1.0 |
| Office furniture (including fixtures) mfg. | 33721 | | 12/03 | 124.7 | 124.7 | 125.9 | 1.1 | 1.0 |
| Wood office furniture manufacturing. | 337211 | | 06/85 | 179.9 | 180.9 | 181.4 | 1.6 | 0.3 |
| Primary products. | | 337211-P | 06/85 | 180.9 | 182.0 | 182.5 | 1.8 | 0.3 |
| Wood office furniture panel systems, desking systems, and other wood office furniture. | | 337211-A | 06/98 | 121.1 | 121.1 | 121.1 | 0.0 | 0.0 |
| Wood office seating, including upholstered. | | 337211-1 | 06/98 | 129.5 | 131.3 | 132.3 | 3.5 | 0.8 |
| Wood office desks and desk extensions. | | 337211-4 | 06/85 | 197.7 | 196.2 | 198.0 | 1.4 | 0.9 |
| Wood office files, storage units, and tables. | | 337211-7 | 06/98 | 129.4 | 131.6 | 131.2 | 2.7 | -0.3 |
| Wood office credenzas. | | 337211-71 | 06/08 | 101.0 | — | 107.3 | 5.7 | — |
| Wood office bookcases and other storage units, excluding credenzas and files. | | 337211-72 | 06/08 | 104.3 | 104.4 | 104.4 | 0.2 | 0.0 |
| Wood office files and tables, including wood equipment support tables. | | 337211-73 | 06/08 | 105.4 | 106.8 | 104.7 | 1.9 | -2.0 |
| Secondary products and miscellaneous receipts. | | 337211-SM | | | | | | |
| Secondary products. | | 337211-S | 06/85 | 152.5 | 152.5 | 152.5 | 0.0 | 0.0 |
| Custom architectural woodwork and millwork. | 337212 | | 12/03 | 118.6 | 118.6 | 118.6 | -1.0 | 0.0 |
| Primary products. | | 337212-P | 12/03 | 118.2 | 118.3 | 118.3 | -0.8 | 0.0 |
| Custom architectural woodwork, millwork, and fixtures. | | 337212-0 | 12/03 | 118.2 | 118.3 | 118.3 | -0.8 | 0.0 |
| Secondary products and miscellaneous receipts. | | 337212-SM | | | | | | |
| Miscellaneous receipts. | | 337212-M | 12/03 | 130.8 | — | — | — | — |
| Secondary products. | | 337212-S | 12/03 | 112.0 | 110.4 | 110.4 | -5.6 | 0.0 |
| Office furniture, except wood, manufacturing. | 337214 | | 12/79 | 254.3 | 252.5 | 257.7 | 3.3 | 2.1 |

See footnotes at end of table.

Table 5. Producer price indexes for the net output of selected industries and their products, not seasonally adjusted — Continued

| Industry and product ¹ | Industry code | Product code | Index base | Index | | | Percent change to Apr. 2010 from: | |
|--|---------------|--------------|------------|------------------------|------------------------|------------------------|-----------------------------------|-----------|
| | | | | Dec. 2009 ² | Mar. 2010 ² | Apr. 2010 ² | Apr. 2009 | Mar. 2010 |
| Office furniture, except wood, manufacturing - Continued | | | | | | | | |
| Primary products..... | | 337214-P | 12/79 | 255.2 | 252.8 | 258.6 | 3.0 | 2.3 |
| Nonwood office furniture panel systems, desking systems, and other nonwood office furniture..... | | 337214-A | 12/79 | 259.4 | 258.1 | 260.9 | 1.4 | 1.1 |
| Nonwood office seating, including upholstered seating..... | | 337214-1 | 12/79 | 243.7 | 234.4 | 244.7 | 4.4 | 4.4 |
| Nonwood office desks and extensions..... | | 337214-4 | 12/79 | 260.9 | 260.9 | 260.9 | 0.0 | 0.0 |
| Nonwood office files, storage units, and tables..... | | 337214-7 | 06/95 | 142.9 | 144.5 | 147.1 | 3.4 | 1.8 |
| Secondary products and miscellaneous receipts..... | | 337214-SM | | | | | | |
| Miscellaneous receipts..... | | 337214-M | 12/04 | 115.4 | 118.1 | 115.6 | 1.1 | -2.1 |
| Showcases, partitions, shelving, and lockers..... | 337215 | | 12/03 | 127.7 | 128.1 | 128.9 | -0.1 | 0.6 |
| Primary products..... | | 337215-P | 12/03 | 114.1 | 114.4 | 115.3 | -0.1 | 0.8 |
| Nonwood shelving and lockers..... | | 337215-A | 12/83 | 171.1 | 171.4 | 175.4 | 0.4 | 2.3 |
| Nonwood commercial shelving..... | | 337215-A1 | 06/06 | 101.0 | 101.3 | 105.5 | 1.2 | 4.1 |
| Nonwood bookstacks and other nonwood shelving..... | | 337215-A2 | 06/06 | 110.7 | 110.7 | 110.4 | -0.9 | -0.3 |
| Nonwood storage racks and accessories..... | | 337215-E | 12/83 | 165.4 | 165.1 | 165.1 | -3.2 | 0.0 |
| Nonwood bank, office, store, and related fixtures..... | | 337215-G | 12/83 | 174.1 | 174.3 | 174.2 | -1.0 | -0.1 |
| Hardwood and softwood furniture dimension fully machined or ready for assembly..... | | 337215-L | 12/06 | 90.7 | 92.9 | 95.3 | 5.1 | 2.6 |
| Wood bank, office, store, and related fixtures (except custom)..... | | 337215-5 | 12/83 | 181.0 | 181.2 | 181.3 | -0.8 | 0.1 |
| Secondary products and miscellaneous receipts..... | | 337215-SM | | | | | | |
| Miscellaneous receipts..... | | 337215-M | 12/03 | 370.9 | 372.4 | 372.6 | 0.5 | 0.1 |
| Secondary products..... | | 337215-S | 12/03 | 102.1 | 101.8 | 103.3 | -1.3 | 1.5 |
| Other furniture related product mfg..... | 3379 | | 12/03 | 122.1 | 122.2 | 122.1 | -1.0 | -0.1 |
| Mattress mfg..... | 33791 | | 12/03 | 126.5 | 126.7 | 126.5 | -1.3 | -0.2 |
| Mattress manufacturing..... | 337910 | | 06/83 | 177.3 | 177.4 | 177.3 | -1.2 | -0.1 |
| Primary products..... | | 337910-P | 06/83 | 177.0 | 177.2 | 177.0 | -1.3 | -0.1 |
| Sleep system ensembles and mattresses, excl. conventional waterbeds..... | | 337910-A | 05/96 | 166.0 | 166.0 | 166.0 | -8.5 | 0.0 |
| Mattress and foundation sets..... | | 337910-E | 12/03 | 110.5 | 111.1 | 111.4 | -2.7 | 0.3 |
| Innerspring mattresses, excl. crib-size..... | | 337910-1 | 01/04 | 132.1 | 132.1 | 129.8 | - | -1.7 |
| Other mattresses, incl. crib mattresses and mattress inserts..... | | 337910-4 | 06/83 | 184.9 | 184.9 | 185.0 | -0.2 | 0.1 |
| Foundations, excl. innerspring, hybrid-type flotation, ensembles, and adjustable units..... | | 337910-7 | 12/03 | 125.9 | 125.9 | 130.0 | 3.5 | 3.3 |
| Secondary products and miscellaneous receipts..... | | 337910-SM | | | | | | |
| Miscellaneous receipts..... | | 337910-M | 12/03 | 151.4 | 151.4 | 151.4 | -1.0 | 0.0 |
| Blind & shade mfg..... | 33792 | | 12/03 | 115.4 | 115.3 | 115.3 | -0.4 | 0.0 |
| Blind and shade manufacturing..... | 337920 | | 06/84 | 175.2 | 175.0 | 175.0 | -0.5 | 0.0 |
| Primary products..... | | 337920-P | 06/84 | 175.4 | 175.2 | 175.2 | -0.6 | 0.0 |
| Window shades and window shade accessories and rollers..... | | 337920-2 | 06/84 | 186.2 | 186.2 | 186.2 | 0.8 | 0.0 |
| Venetian blinds, including components and parts..... | | 337920-4 | 06/84 | 149.3 | 149.3 | 149.3 | 0.1 | 0.0 |
| Secondary products and miscellaneous receipts..... | | 337920-SM | | | | | | |
| Miscellaneous receipts..... | | 337920-M | 06/84 | 190.8 | 190.8 | 190.8 | 0.3 | 0.0 |
| Miscellaneous mfg..... | 339 | | 12/03 | 112.0 | 112.5 | 112.5 | 0.7 | 0.0 |
| Medical equipment & supplies mfg..... | 3391 | | 12/03 | 109.4 | 109.2 | 109.3 | 0.5 | 0.1 |
| Medical equipment & supplies mfg..... | 33911 | | 12/03 | 109.4 | 109.2 | 109.3 | 0.5 | 0.1 |
| Laboratory apparatus and furniture mfg..... | 339111 | | 12/91 | 172.1 | 168.7 | 169.2 | -0.5 | 0.3 |
| Primary products..... | | 339111-P | 12/91 | 167.1 | 163.8 | 164.3 | -0.3 | 0.3 |
| Hospital furniture..... | | 339111-7 | 07/09 | 101.2 | 101.7 | 101.7 | - | 0.0 |
| Laboratory apparatus and furniture..... | | 339111-8 | 12/91 | 166.6 | 160.2 | 161.0 | -2.3 | 0.5 |
| Laboratory and scientific apparatus..... | | 339111-82Z | 12/85 | 202.8 | 195.1 | 196.1 | -2.3 | 0.5 |
| Surgical and medical instrument manufacturing..... | 339112 | | 06/82 | 138.2 | 138.7 | 138.3 | 0.7 | -0.3 |
| Primary products..... | | 339112-P | 06/82 | 138.1 | 138.5 | 137.8 | 0.0 | -0.5 |
| Surgical and medical instruments..... | | 339112-0 | 06/82 | 132.3 | 132.7 | 132.1 | 0.0 | -0.5 |
| Medical and surgical catheters..... | | 339112-05 | 06/82 | 127.6 | 127.7 | 127.7 | -0.7 | 0.0 |
| All other surgical and medical instruments and apparatus, incl. parts..... | | 339112-08 | 06/05 | 102.5 | 102.8 | 102.3 | 0.2 | -0.5 |
| Secondary products and miscellaneous receipts..... | | 339112-SM | | | | | | |
| Miscellaneous receipts..... | | 339112-M | 01/83 | 170.7 | - | 174.0 | 2.2 | - |
| Secondary products..... | | 339112-S | 10/82 | 124.6 | 125.9 | 125.8 | 9.3 | -0.1 |
| Surgical appliance and supplies manufacturing..... | 339113 | | 06/83 | 194.0 | 192.1 | 192.7 | -0.5 | 0.3 |
| Primary products..... | | 339113-P | 06/83 | 198.3 | 196.7 | 197.0 | -0.4 | 0.2 |
| Medical and surgical appliances and supplies, incl. orthopedic, prosthetic, and therapeutic..... | | 339113-2 | 06/83 | 195.8 | 193.8 | 194.1 | -0.8 | 0.2 |
| Artificial joints and limbs..... | | 339113-21 | 06/83 | 317.2 | 304.6 | 307.1 | -2.2 | 0.8 |
| Other orthopedic and prosthetic appliances..... | | 339113-22 | 12/03 | 101.0 | 101.0 | 101.3 | 0.0 | 0.3 |

See footnotes at end of table.

Table 5. Producer price indexes for the net output of selected industries and their products, not seasonally adjusted — Continued

| Industry and product ¹ | Industry code | Product code | Index base | Index | | | Percent change to Apr. 2010 from: | |
|--|---------------|--------------|------------|------------------------|------------------------|------------------------|-----------------------------------|-----------|
| | | | | Dec. 2009 ² | Mar. 2010 ² | Apr. 2010 ² | Apr. 2009 | Mar. 2010 |
| Surgical appliance and supplies manufacturing - Continued | | | | | | | | |
| Surgical dressings..... | | 339113-23 | 06/83 | 117.2 | 117.1 | 117.3 | 0.0 | 0.2 |
| All other surgical and medical items..... | | 339113-27 | 12/03 | 109.9 | 110.0 | 109.6 | -0.5 | -0.4 |
| Personal industrial and nonindustrial safety equipment and clothing..... | | 339113-6 | 06/83 | 212.4 | 213.5 | 214.0 | 2.7 | 0.2 |
| Secondary products and miscellaneous receipts..... | | 339113-SM | | | | | | |
| Miscellaneous receipts..... | | 339113-M | 07/88 | 182.8 | 174.1 | 181.6 | -1.1 | 4.3 |
| Secondary products..... | | 339113-S | 06/83 | 159.0 | 158.8 | 158.6 | -1.9 | -0.1 |
| Dental equipment and supplies manufacturing..... | 339114 | | 06/85 | 258.0 | 263.8 | 265.1 | 5.3 | 0.5 |
| Primary products..... | | 339114-P | 06/85 | 240.2 | 245.8 | 247.5 | 5.4 | 0.7 |
| Dental professional equipment and supplies..... | | 339114-1 | 06/97 | 134.6 | 136.9 | 135.7 | 0.1 | -0.9 |
| Professional dental equipment..... | | 339114-11 | 06/85 | 213.7 | 214.5 | 214.6 | 1.3 | 0.0 |
| Professional dental supplies..... | | 339114-12 | 06/85 | 197.9 | 203.0 | 199.9 | -0.8 | -1.5 |
| Dental laboratory equipment and supplies..... | | 339114-3 | 06/85 | 250.9 | 259.8 | 268.9 | 16.3 | 3.5 |
| Secondary products and miscellaneous receipts..... | | 339114-SM | | | | | | |
| Miscellaneous receipts..... | | 339114-M | 06/85 | 215.3 | 219.2 | 218.1 | 4.5 | -0.5 |
| Ophthalmic goods manufacturing..... | 339115 | | 12/83 | 136.1 | 139.8 | 139.9 | 2.1 | 0.1 |
| Primary products..... | | 339115-P | 12/83 | 133.8 | 136.4 | 136.5 | 1.9 | 0.1 |
| Other ophthalmic goods and prescription ground eyeglass lenses..... | | 339115-B | 12/83 | 130.8 | 133.0 | 133.0 | 1.5 | 0.0 |
| Ophthalmic glass focal lenses..... | | 339115-2 | 12/83 | 127.8 | 132.3 | 132.3 | 3.3 | 0.0 |
| Ophthalmic plastic focal lenses..... | | 339115-6 | 12/83 | 108.7 | 106.7 | 107.4 | -1.4 | 0.7 |
| Contact lenses..... | | 339115-7 | 12/83 | 109.3 | 111.4 | 111.4 | 1.9 | 0.0 |
| Secondary products and miscellaneous receipts..... | | 339115-SM | | | | | | |
| Miscellaneous receipts..... | | 339115-M | 01/84 | 177.3 | 194.7 | 194.7 | 3.2 | 0.0 |
| Secondary products..... | | 339115-S | 12/83 | 115.2 | — | — | — | — |
| Other miscellaneous mfg..... | 3399 | | 12/85 | 154.1 | 155.6 | 155.5 | 1.0 | -0.1 |
| Jewelry & silverware mfg..... | 33991 | | 12/85 | 171.1 | 180.0 | 177.1 | 8.2 | -1.6 |
| Jewelry, except costume, manufacturing..... | 339911 | | 12/85 | 166.7 | 178.4 | 173.7 | 8.8 | -2.6 |
| Primary products..... | | 339911-P | 12/85 | 168.3 | 181.7 | 176.4 | 10.0 | -2.9 |
| Jewelry made of gold and platinum, excluding gold and platinum clad or plated silver..... | | 339911-1 | 12/85 | 177.2 | 188.7 | 186.2 | 11.5 | -1.3 |
| Rings, complete..... | | 339911-11 | 12/85 | 157.4 | 161.1 | 163.3 | 6.2 | 1.4 |
| Complete wedding rings made of gold and platinum, excl. gold and platinum clad or plated silver..... | | 339911-112 | 12/85 | 124.2 | 127.8 | 132.0 | 7.3 | 3.3 |
| Other complete rings made of gold and platinum, excl. gold and platinum clad or plated silver..... | | 339911-116 | 12/85 | 169.3 | 172.5 | 172.8 | 5.5 | 0.2 |
| Women's and children's jewelry made of gold and platinum, excl. gold and platinum clad..... | | 339911-14 | 12/85 | 193.4 | 214.9 | 209.0 | 20.7 | -2.7 |
| Other jewelry made of gold and platinum, excluding gold and platinum clad or plated silver..... | | 339911-17 | 12/85 | 187.4 | 193.4 | 190.5 | — | -1.5 |
| Jewelry made of silver (incl. gold and platinum clad or plated silver), excl. silver clad..... | | 339911-3 | 12/91 | — | 124.0 | 123.7 | 5.0 | -0.2 |
| Other jewelry, except costume..... | | 339911-5 | 12/91 | — | 145.9 | 124.9 | 7.1 | -14.4 |
| Secondary and miscellaneous..... | | 339911-SM | | | | | | |
| Secondary products..... | | 339911-S | 12/85 | 178.5 | 180.4 | 181.9 | 5.7 | 0.8 |
| Silverware and hollowware manufacturing..... | 339912 | | 06/85 | 195.4 | 196.2 | 197.7 | 0.8 | 0.8 |
| Primary products..... | | 339912-P | 06/85 | 209.5 | 210.7 | 212.8 | 2.6 | 1.0 |
| Precious metal and pewter hollowware, including baby goods, ecclesiastical ware & novelties..... | | 339912-2 | 06/85 | 216.1 | — | 224.3 | 3.8 | — |
| Precious metal and pewter flatware and cutlery, incl. all knives, forks, spoons & carving sets..... | | 339912-5 | 06/85 | 198.7 | — | 200.0 | 2.1 | — |
| Secondary products and miscellaneous receipts..... | | 339912-SM | | | | | | |
| Jewelers' material and lapidary work mfg..... | 339913 | | 06/85 | 194.6 | 194.7 | 198.4 | 13.8 | 1.9 |
| Primary products..... | | 339913-P | 06/85 | 191.9 | 192.1 | 196.1 | 15.1 | 2.1 |
| Jewelers' findings and materials made of precious metal, excl. plated..... | | 339913-3 | 12/91 | 223.9 | 224.1 | 230.7 | 21.8 | 2.9 |
| Secondary products and miscellaneous receipts..... | | 339913-SM | | | | | | |
| Secondary products..... | | 339913-S | 06/85 | 378.7 | 380.6 | — | — | — |
| Costume jewelry and novelty manufacturing..... | 339914 | | 06/85 | 140.1 | 143.3 | 142.5 | -0.3 | -0.6 |
| Primary products..... | | 339914-P | 12/03 | 106.5 | 108.4 | 107.7 | -1.2 | -0.6 |
| Costume jewelry and novelties..... | | 339914-0 | 12/03 | 106.5 | 108.4 | 107.7 | -1.2 | -0.6 |
| Secondary products and miscellaneous receipts..... | | 339914-SM | | | | | | |
| Sporting & athletic goods mfg..... | 33992 | | 12/03 | 108.5 | 109.8 | 109.8 | 1.2 | 0.0 |
| Sporting and athletic goods manufacturing..... | 339920 | | 12/85 | 132.8 | 134.4 | 134.4 | 1.2 | 0.0 |
| Primary products..... | | 339920-P | 12/85 | 132.6 | 134.3 | 134.3 | 1.1 | 0.0 |
| Other sporting and athletic goods..... | | 339920-A | 12/85 | 137.3 | 136.0 | 136.3 | 4.0 | 0.2 |
| Fishing tackle and equipment..... | | 339920-1 | 12/85 | 185.8 | 185.8 | 185.8 | -10.3 | 0.0 |
| Golf equipment, excluding apparel and shoes..... | | 339920-2 | 12/85 | 95.5 | 102.7 | 100.4 | -2.7 | -2.2 |

See footnotes at end of table.

Table 5. Producer price indexes for the net output of selected industries and their products, not seasonally adjusted — Continued

| Industry and product ¹ | Industry code | Product code | Index base | Index | | | Percent change to Apr. 2010 from: | |
|---|---------------|--------------|------------|------------------------|------------------------|------------------------|-----------------------------------|-----------|
| | | | | Dec. 2009 ² | Mar. 2010 ² | Apr. 2010 ² | Apr. 2009 | Mar. 2010 |
| Sporting and athletic goods manufacturing - Continued | | | | | | | | |
| Playground equipment..... | | 339920-5 | 06/92 | 190.5 | 191.1 | 197.3 | 9.1 | 3.2 |
| Gymnasium and exercise equipment..... | | 339920-7 | 06/92 | 115.6 | 116.0 | 116.0 | 0.4 | 0.0 |
| Secondary products and miscellaneous receipts..... | | 339920-SM | | | | | | |
| Miscellaneous receipts..... | | 339920-M | 12/85 | 129.0 | 129.0 | 129.0 | 1.2 | 0.0 |
| Secondary products..... | | 339920-S | 12/85 | 157.2 | 161.0 | — | — | — |
| Doll, toy & game mfg..... | 33993 | | 12/03 | 114.0 | 111.7 | 112.1 | -1.8 | 0.4 |
| Doll and stuffed toy manufacturing..... | 339931 | | 12/85 | 135.1 | 135.1 | 135.1 | 0.0 | 0.0 |
| Secondary products and miscellaneous receipts..... | | 339931-SM | | | | | | |
| Game, toy, and children's vehicle mfg..... | 339932 | | 06/85 | 137.6 | — | — | — | — |
| Primary products..... | | 339932-P | 06/85 | 138.3 | 136.3 | 136.9 | -1.1 | 0.4 |
| Baby carriages and children's vehicles, excluding bicycles with pneumatic tires..... | | 339932-2 | 06/85 | — | 109.8 | — | — | — |
| Models (operating & static), craft kits/supply, natural science kits, & collectors' miniatures..... | | 339932-6Z | 06/85 | 173.4 | 173.6 | 178.0 | 4.8 | 2.5 |
| Models, including components and accessories..... | | 339932-6Z1 | 06/99 | 146.7 | — | — | — | — |
| Nonelectronic games and puzzles..... | | 339932-7Z | 06/99 | — | 110.6 | 110.7 | — | 0.1 |
| Other nonelectronic toys, including parts..... | | 339932-8 | 06/85 | 131.2 | — | — | — | — |
| Secondary products and miscellaneous receipts..... | | 339932-SM | | | | | | |
| Miscellaneous receipts..... | | 339932-M | 11/85 | 127.6 | 119.5 | — | — | — |
| Secondary products..... | | 339932-S | 06/85 | 151.6 | 151.6 | 151.6 | 0.0 | 0.0 |
| Office supplies (exc paper) mfg..... | 33994 | | 12/85 | 144.0 | 143.5 | 143.9 | 0.1 | 0.3 |
| Pen and mechanical pencil manufacturing..... | 339941 | | 12/85 | 170.2 | 169.7 | 169.8 | -0.5 | 0.1 |
| Primary products..... | | 339941-P | 12/85 | 171.2 | 170.7 | 170.9 | -0.2 | 0.1 |
| Ballpoint and roller pens..... | | 339941-1 | 12/85 | 153.2 | 153.2 | 153.3 | -1.4 | 0.1 |
| Markers..... | | 339941-3 | 06/93 | 136.9 | 136.0 | 136.0 | 1.9 | 0.0 |
| Other pens, mechanical pencils, and parts for pens, markers, and mechanical pencils..... | | 339941-5 | 06/93 | 163.8 | 162.3 | 163.3 | -0.9 | 0.6 |
| Secondary products and miscellaneous receipts..... | | 339941-SM | | | | | | |
| Miscellaneous receipts..... | | 339941-M | 12/85 | 179.6 | 179.6 | 178.4 | -2.0 | -0.7 |
| Lead pencil and art good manufacturing..... | 339942 | | 12/03 | 111.6 | 111.2 | 110.9 | -0.3 | -0.3 |
| Primary products..... | | 339942-P | 12/03 | 106.9 | 106.4 | 106.0 | -0.3 | -0.4 |
| Artists' equipment and materials..... | | 339942-3 | 12/03 | 113.2 | 112.4 | 111.9 | -0.5 | -0.4 |
| Secondary products and miscellaneous receipts..... | | 339942-SM | | | | | | |
| Miscellaneous receipts..... | | 339942-M | 12/03 | 108.5 | 108.5 | 108.5 | 0.0 | 0.0 |
| Secondary Products..... | | 339942-S | 12/03 | 130.5 | 130.5 | 130.5 | -0.5 | 0.0 |
| Marking device manufacturing..... | 339943 | | 12/85 | 153.3 | 153.9 | 153.7 | 0.9 | -0.1 |
| Primary products..... | | 339943-P | 12/85 | 154.0 | 154.6 | 154.6 | 0.8 | 0.0 |
| Marking devices..... | | 339943-0 | 12/85 | 154.0 | 154.6 | 154.6 | 0.8 | 0.0 |
| Plastics and rubber dies, hand stamps, typeholders, and permanently inked stamps..... | | 339943-01 | 12/85 | 153.3 | 153.3 | 153.3 | 0.4 | 0.0 |
| Mechanical hand stamps, self-inkers, incl daters, time stamps & metal & rubber wheel-band good..... | | 339943-02 | 12/85 | 173.9 | 173.9 | 173.9 | 1.8 | 0.0 |
| Other hand stamps and other marking devices..... | | 339943-03 | 12/05 | 112.0 | 112.9 | 112.9 | 0.8 | 0.0 |
| Secondary products and miscellaneous receipts..... | | 339943-SM | | | | | | |
| Miscellaneous receipts..... | | 339943-M | 12/85 | 150.6 | 150.6 | 150.6 | 0.0 | 0.0 |
| Secondary products..... | | 339943-S | 12/85 | 142.2 | — | — | — | — |
| Carbon paper and inked ribbon manufacturing..... | 339944 | | 12/85 | 104.3 | — | 105.7 | 1.0 | — |
| Primary products..... | | 339944-P | 12/85 | 104.1 | — | 105.3 | 0.8 | — |
| Inked ribbons..... | | 339944-1 | 12/85 | 88.5 | — | 89.7 | 0.9 | — |
| Secondary products and miscellaneous receipts..... | | 339944-SM | | | | | | |
| Sign mfg..... | 33995 | | 12/03 | 111.3 | 111.4 | 111.7 | 0.1 | 0.3 |
| Sign manufacturing..... | 339950 | | 12/85 | 161.8 | 161.9 | 162.4 | 0.1 | 0.3 |
| Primary products..... | | 339950-P | 12/85 | 156.4 | 156.5 | 157.0 | -0.2 | 0.3 |
| Electric signs..... | | 339950-1 | 12/85 | 153.0 | 152.5 | 152.5 | -0.4 | 0.0 |
| Luminous tubing electric signs, including argon, hydrogen, and neon electric signs..... | | 339950-11 | 12/85 | 119.4 | 120.0 | 119.9 | 3.7 | -0.1 |
| Fluorescent lamp electric signs..... | | 339950-12 | 12/85 | 195.4 | 192.0 | 192.5 | -0.9 | 0.3 |
| Incandescent bulb electric signs..... | | 339950-13 | 06/99 | 105.0 | 105.1 | 105.0 | -2.8 | -0.1 |
| Nonelectric signs and displays, including counter, floor, and point-of-purchase displays..... | | 339950-2 | 12/85 | 168.0 | 169.6 | 170.8 | 0.4 | 0.7 |
| Advertising specialties..... | | 339950-5 | 12/85 | 138.2 | 136.9 | 136.9 | -0.9 | 0.0 |
| Secondary products and miscellaneous receipts..... | | 339950-SM | | | | | | |
| Miscellaneous receipts..... | | 339950-M | 12/85 | 202.0 | 202.0 | 202.0 | 0.0 | 0.0 |
| Secondary products..... | | 339950-S | 12/85 | 208.4 | 207.0 | 207.5 | 6.6 | 0.2 |
| All other misc mfg..... | 33999 | | 12/03 | 116.1 | 116.4 | 116.8 | -0.8 | 0.3 |
| Gasket, packing, & sealing device mfg..... | 339991 | | 12/85 | 162.6 | 163.4 | 165.0 | 1.2 | 1.0 |

See footnotes at end of table.

Table 5. Producer price indexes for the net output of selected industries and their products, not seasonally adjusted — Continued

| Industry and product ¹ | Industry code | Product code | Index base | Index | | | Percent change to Apr. 2010 from: | |
|--|---------------|--------------|------------|------------------------|------------------------|------------------------|-----------------------------------|-----------|
| | | | | Dec. 2009 ² | Mar. 2010 ² | Apr. 2010 ² | Apr. 2009 | Mar. 2010 |
| Gasket, packing, & sealing device mfg - Continued | | | | | | | | |
| Primary products..... | | 339991-P | 12/85 | 167.6 | 168.2 | 170.2 | 1.1 | 1.2 |
| Compression packings..... | | 339991-1 | 12/85 | 186.9 | 188.0 | 188.0 | 0.6 | 0.0 |
| Nonmetallic gaskets and gasketing..... | | 339991-3 | 12/85 | 179.2 | 180.4 | 181.2 | -1.4 | 0.4 |
| Elastomeric gaskets and gasketing..... | | 339991-31 | 12/85 | 167.4 | 169.3 | 169.5 | -0.2 | 0.1 |
| Other nonmetallic gaskets & gasketing, incl graphite, paper, felt, plant fiber, and cork types..... | | 339991-39 | 12/85 | 148.6 | 149.3 | 150.1 | -2.0 | 0.5 |
| Molded packing and seals..... | | 339991-6 | 06/07 | 102.8 | 102.7 | 106.2 | 4.1 | 3.4 |
| Molded O-rings (including spliced; excluding metal)..... | | 339991-61 | 12/85 | 132.4 | 132.4 | 135.1 | 2.2 | 2.0 |
| Other molded packing and seals (including leather and plastic seals)..... | | 339991-62 | 12/85 | 163.6 | 163.2 | 170.1 | 5.1 | 4.2 |
| Metallic gaskets and machined seals..... | | 339991-7 | 12/85 | 234.3 | 237.1 | 237.1 | 2.6 | 0.0 |
| Axial mechanical face seals, including parts..... | | 339991-8 | 12/85 | 181.7 | 183.3 | — | — | — |
| Rotary oil seals..... | | 339991-9 | 12/90 | 118.4 | 117.3 | 119.0 | -0.8 | 1.4 |
| Secondary products and miscellaneous receipts..... | | 339991-SM | | | | | | |
| Miscellaneous receipts..... | | 339991-M | 06/97 | 107.7 | 107.7 | 107.7 | 0.0 | 0.0 |
| Secondary products..... | | 339991-S | 12/85 | 114.8 | 117.6 | 117.2 | 3.1 | -0.3 |
| Musical instrument manufacturing..... | 339992 | | 06/85 | 195.8 | 195.5 | 197.7 | -0.1 | 1.1 |
| Primary products..... | | 339992-P | 06/85 | 194.9 | 195.4 | 196.8 | -0.2 | 0.7 |
| Other musical instruments and parts..... | | 339992-7 | 06/85 | 191.1 | 191.7 | 191.9 | -1.5 | 0.1 |
| Other electronic musical instruments, excluding electronic organs..... | | 339992-71 | 12/09 | 100.0 | 101.4 | 100.7 | — | -0.7 |
| Other nonelectronic musical instruments..... | | 339992-72 | 06/99 | 112.6 | 113.1 | 113.3 | -2.0 | 0.2 |
| Other musical instrument parts & accessories, sold separately, excl. benches & instrument cases..... | | 339992-73 | 06/85 | 155.3 | 154.5 | 154.9 | -0.3 | 0.3 |
| Secondary products and miscellaneous receipts..... | | 339992-SM | | | | | | |
| Miscellaneous receipts..... | | 339992-M | 06/85 | — | 212.7 | 233.5 | 0.9 | 9.8 |
| Secondary products..... | | 339992-S | 06/85 | — | 195.1 | 195.1 | 1.7 | 0.0 |
| Fastener, button, needle, and pin mfg..... | 339993 | | 12/85 | 166.9 | 169.1 | 168.8 | 1.0 | -0.2 |
| Primary products..... | | 339993-P | 12/85 | 169.9 | 172.3 | 172.0 | 1.1 | -0.2 |
| Buttons and parts, excluding precious metals and precious and semiprecious stones..... | | 339993-1 | 12/85 | 177.1 | — | — | — | — |
| Zippers and slide fasteners, excluding precious metals and precious and semiprecious stones..... | | 339993-3 | 12/85 | 174.8 | — | — | — | — |
| Buckles, fasteners, needles and pins excl. precious metals and precious and semiprecious stones..... | | 339993-5 | 12/85 | 151.8 | 155.7 | 155.1 | 2.6 | -0.4 |
| Secondary products and miscellaneous receipts..... | | 339993-SM | | | | | | |
| Miscellaneous receipts..... | | 339993-M | 12/90 | 117.0 | — | — | — | — |
| Secondary products..... | | 339993-S | 12/85 | 147.6 | — | 147.8 | 0.2 | — |
| Broom, brush, and mop manufacturing..... | 339994 | | 12/85 | 164.8 | 165.7 | 165.8 | 0.6 | 0.1 |
| Primary products..... | | 339994-P | 12/85 | 169.0 | 170.0 | 170.1 | 0.8 | 0.1 |
| Brooms, mops and dusters..... | | 339994-1 | 12/85 | 184.1 | 185.5 | 185.4 | 1.1 | -0.1 |
| Brooms..... | | 339994-11 | 06/07 | 106.9 | 107.5 | 107.5 | 1.6 | 0.0 |
| Mops and dusters, including refills..... | | 339994-13 | 06/07 | 105.7 | 106.6 | 106.6 | 0.9 | 0.0 |
| Paint and varnish brushes, paint holders, pads, roller frames and rollers..... | | 339994-3 | 12/85 | 155.3 | 155.5 | 155.5 | 1.4 | 0.0 |
| Other brushes..... | | 339994-5 | 12/85 | 169.8 | 171.3 | 171.4 | 0.2 | 0.1 |
| Secondary product and miscellaneous receipts..... | | 339994-SM | | | | | | |
| Miscellaneous receipts..... | | 339994-M | 12/92 | 131.8 | 131.8 | 132.0 | -0.8 | 0.2 |
| Secondary products..... | | 339994-S | 12/85 | 154.1 | 153.6 | 155.7 | 1.0 | 1.4 |
| Burial casket manufacturing..... | 339995 | | 12/84 | 272.2 | 272.4 | 272.4 | 3.4 | 0.0 |
| Primary products..... | | 339995-P | 12/84 | 272.0 | 272.2 | 272.2 | 3.4 | 0.0 |
| Metal burial caskets and coffins, completely lined and trimmed, adult sizes only..... | | 339995-1 | 12/84 | 277.2 | 277.2 | 277.2 | 3.5 | 0.0 |
| Steel burial caskets & coffins, completely lined & trimmed, adult sizes, exclu. stainless steel..... | | 339995-113 | 12/84 | 277.7 | 277.7 | 277.7 | 3.4 | 0.0 |
| Other metal burial caskets and coffins, lined and trimmed, adult sizes, inclu stainless steel..... | | 339995-115 | 12/84 | 280.2 | 280.2 | 280.2 | 3.8 | 0.0 |
| Wood burial caskets and coffins, completely lined and trimmed, adult sizes only..... | | 339995-2 | 12/84 | 295.6 | 295.9 | 295.9 | 3.6 | 0.0 |
| Other burial caskets and coffins, including burial boxes and vaults (except concrete and stone)..... | | 339995-5 | 12/84 | 225.4 | 227.1 | 227.1 | 0.8 | 0.0 |
| Secondary products and miscellaneous receipts..... | | 339995-SM | | | | | | |
| Miscellaneous receipts..... | | 339995-M | 02/93 | 195.2 | 195.2 | 195.2 | 3.2 | 0.0 |
| All other miscellaneous manufacturing..... | 339999 | | 12/85 | 149.8 | 150.0 | 150.2 | -2.5 | 0.1 |
| Primary products..... | | 339999-P | 12/85 | 157.1 | 157.3 | 157.5 | -2.7 | 0.1 |
| Mirror and picture frames and framed pictures..... | | 339999-E | 06/84 | 198.1 | 199.4 | 201.3 | -0.3 | 1.0 |
| All other miscellaneous fabricated products, incl. fire extinguishers and umbrellas..... | | 339999-L | 12/85 | 153.9 | 154.1 | 154.0 | -0.1 | -0.1 |
| Candles, including tapers..... | | 339999-5 | 12/85 | 170.2 | 169.7 | 169.8 | 8.5 | 0.1 |
| Artificial trees, flowers, fruits, and wreaths, including feathers and plumes..... | | 339999-9 | 12/85 | 156.1 | — | — | — | — |

See footnotes at end of table.

Table 5. Producer price indexes for the net output of selected industries and their products, not seasonally adjusted — Continued

| Industry and product ¹ | Industry code | Product code | Index base | Index | | | Percent change to Apr. 2010 from: | |
|--|---------------|--------------|------------|------------------------|------------------------|------------------------|-----------------------------------|-----------|
| | | | | Dec. 2009 ² | Mar. 2010 ² | Apr. 2010 ² | Apr. 2009 | Mar. 2010 |
| All other miscellaneous manufacturing - Continued | | | | | | | | |
| Secondary products and miscellaneous receipts..... | | 339999-SM | | | | | | |
| Miscellaneous receipts..... | | 339999-M | 12/85 | - | - | 94.2 | - | - |
| Services industries | | | | | | | | |
| Merchant wholesalers, durable goods..... | 423 | | 06/04 | 118.8 | 124.7 | 119.2 | -2.1 | -4.4 |
| Merchant wholesalers, durable goods..... | 423000 | | 06/04 | 118.8 | 124.7 | 119.2 | -2.1 | -4.4 |
| Primary services..... | | 423000-P | 06/04 | 118.8 | 124.4 | 118.8 | -2.6 | -4.5 |
| Wholesale distribution of motor vehicles and motor vehicle supplies..... | | 423000-A | 02/09 | 103.3 | 115.1 | 104.9 | 3.6 | -8.9 |
| Wholesale distribution of furniture and home furnishings. . . | | 423000-2 | 02/09 | 101.7 | 83.5 | 86.5 | -21.9 | 3.6 |
| Wholesale distribution of lumber and other construction materials..... | | 423000-3 | 02/09 | 100.2 | 97.9 | 94.1 | -10.9 | -3.9 |
| Wholesale distribution of professional and commercial equipment and supplies..... | | 423000-4 | 02/09 | 91.1 | 106.5 | 93.4 | -7.7 | -12.3 |
| Wholesale distribution of medical, dental, and hospital equipment and supplies..... | | 423000-45 | 02/09 | 102.0 | 101.4 | 102.3 | 6.0 | 0.9 |
| Wholesale distribution of other professional and commercial equipment..... | | 423000-48 | 02/09 | 87.9 | 107.9 | 90.8 | -11.3 | -15.8 |
| Wholesale distribution of metals and minerals (except petroleum)..... | | 423000-5 | 02/09 | 105.7 | 92.9 | 108.9 | 7.4 | 17.2 |
| Wholesale distribution of electrical and electronic goods. . . | | 423000-6 | 02/09 | 100.4 | 101.7 | 97.3 | -3.1 | -4.3 |
| Wholesale distribution of hardware, and plumbing and heating equipment and supplies..... | | 423000-7 | 02/09 | 97.0 | 96.5 | 96.6 | -2.6 | 0.1 |
| Wholesale distribution of machinery, equipment, and supplies..... | | 423000-8 | 02/09 | 103.2 | 106.8 | 105.4 | 0.0 | -1.3 |
| Other receipts..... | | 423000-SM | 06/04 | 116.7 | 131.6 | 130.2 | 12.1 | -1.1 |
| Merchant wholesalers, nondurable goods..... | 424 | | 06/05 | 133.8 | 141.8 | 137.8 | 3.3 | -2.8 |
| Merchant wholesalers, nondurable goods..... | 424000 | | 12/04 | 138.5 | 146.7 | 142.6 | 3.3 | -2.8 |
| Primary services..... | | 424000-P | 12/04 | 138.6 | 146.9 | 142.8 | 3.3 | -2.8 |
| Wholesale distribution of drugs and druggists' sundries. . . | | 424000-2 | 02/09 | 109.9 | 119.5 | 115.9 | 16.2 | -3.0 |
| Wholesale distribution of apparel, piece goods, and notions..... | | 424000-3 | 02/09 | 100.1 | 88.1 | 99.5 | -0.5 | 12.9 |
| Wholesale distribution of grocery and related products. . . | | 424000-4 | 02/09 | 97.6 | 115.1 | 100.9 | 5.9 | -12.3 |
| Wholesale distribution of farm product raw materials..... | | 424000-5 | 02/09 | 96.9 | 97.0 | 101.0 | 3.7 | 4.1 |
| Wholesale distribution of chemicals and allied products. . . | | 424000-6 | 02/09 | 102.1 | 100.6 | 103.2 | 0.9 | 2.6 |
| Wholesale distribution of beer, wine, and distilled alcoholic beverages..... | | 424000-8 | 02/09 | 99.6 | 99.0 | 98.2 | 0.0 | -0.8 |
| Wholesale distribution of miscellaneous nondurable goods..... | | 424000-9 | 02/09 | 95.4 | 103.8 | 101.6 | 0.9 | -2.1 |
| Other receipts..... | | 424000-SM | 12/04 | 92.1 | 95.3 | 93.6 | -7.9 | -1.8 |
| Wholesale trade agents and brokers..... | 425 | | 06/05 | 112.1 | 112.2 | 112.0 | 1.0 | -0.2 |
| Wholesale trade agents and brokers..... | 4251 | | 06/05 | 112.1 | 112.2 | 112.0 | 1.0 | -0.2 |
| Wholesale trade agents and brokers..... | 42512 | | 06/05 | 112.1 | 112.2 | 112.0 | 1.0 | -0.2 |
| Wholesale trade agents and brokers..... | 425120 | | 06/04 | 112.6 | 112.7 | 112.6 | 1.0 | -0.1 |
| Primary services..... | | 425120-P | 06/04 | 112.2 | 112.2 | 112.1 | 0.9 | -0.1 |
| Wholesale trade brokerage fees and commissions..... | | 425120-1 | 06/04 | 112.2 | 112.2 | 112.1 | 0.9 | -0.1 |
| Material recyclers..... | 429930 | | 12/86 | 305.5 | 381.4 | 397.7 | 95.0 | 4.3 |
| Primary products..... | | 429930-P | 12/86 | 304.4 | 383.4 | 400.8 | 101.3 | 4.5 |
| Ferrous metal scrap..... | | 429930-1 | 12/86 | 369.8 | 505.2 | 543.0 | 150.8 | 7.5 |
| Carbon steel scrap..... | | 429930-11 | 12/86 | 366.3 | 498.1 | 537.3 | 152.7 | 7.9 |
| Heavy melting scrap..... | | 429930-111 | 12/86 | 380.3 | 497.3 | 530.9 | 137.8 | 6.8 |
| Carbon steel scrap bundles..... | | 429930-112 | 12/86 | 378.0 | 546.6 | 568.9 | 158.8 | 4.1 |
| Shredded carbon steel scrap..... | | 429930-113 | 12/86 | 252.1 | 320.0 | 344.5 | 97.3 | 7.7 |
| Cut plate and structural scrap..... | | 429930-114 | 12/86 | 361.4 | 488.9 | 533.9 | 146.8 | 9.2 |
| Other carbon steel scrap..... | | 429930-115 | 12/86 | 431.3 | 623.1 | 691.9 | 245.4 | 11.0 |
| Stainless and alloy steel scrap..... | | 429930-12 | 12/86 | 689.7 | 944.2 | 995.6 | 125.3 | 5.4 |
| Cast iron scrap..... | | 429930-13 | 12/86 | 229.2 | 271.8 | 283.1 | 64.6 | 4.2 |
| Other ferrous scrap..... | | 429930-14 | 06/06 | 95.4 | 157.0 | 156.9 | 164.6 | -0.1 |
| Nonferrous metal scrap..... | | 429930-2 | 12/86 | 359.3 | 395.3 | 422.0 | 71.3 | 6.8 |
| Copper base scrap..... | | 429930-21 | 12/86 | 526.2 | 576.6 | 613.9 | 84.9 | 6.5 |
| No 1 copper wire, heavy..... | | 429930-211 | 12/86 | 428.7 | 452.2 | 490.3 | 80.3 | 8.4 |
| No 2 copper wire, mixed..... | | 429930-212 | 12/86 | 611.3 | 687.4 | 716.1 | 83.0 | 4.2 |
| Yellow brass scrap..... | | 429930-213 | 12/86 | 550.1 | 614.5 | 651.0 | 82.4 | 5.9 |
| Other copper and brass scrap, including red brass. . . | | 429930-214 | 12/86 | 557.7 | 629.7 | 659.5 | 94.0 | 4.7 |
| Aluminum base scrap..... | | 429930-22 | 12/86 | 180.4 | 196.8 | 213.1 | 81.2 | 8.3 |
| Solids and clippings, new aluminum base scrap..... | | 429930-221 | 12/86 | 163.9 | 172.9 | 193.4 | 87.8 | 11.9 |
| Borings, turnings, and other new aluminum base scrap..... | | 429930-222 | 06/96 | 99.7 | 112.4 | 123.2 | 89.5 | 9.6 |
| Used beverage can scrap..... | | 429930-223 | 12/86 | 208.7 | 216.3 | 227.3 | 66.9 | 5.1 |
| Other old aluminum base scrap..... | | 429930-224 | 12/86 | 162.4 | 188.7 | 200.3 | 81.6 | 6.1 |

See footnotes at end of table.

Table 5. Producer price indexes for the net output of selected industries and their products, not seasonally adjusted — Continued

| Industry and product ¹ | Industry code | Product code | Index base | Index | | | Percent change to Apr. 2010 from: | |
|--|---------------|--------------|------------|------------------------|------------------------|------------------------|-----------------------------------|-----------|
| | | | | Dec. 2009 ² | Mar. 2010 ² | Apr. 2010 ² | Apr. 2009 | Mar. 2010 |
| Material recyclers - Continued | | | | | | | | |
| Other nonferrous scrap (including lead, zinc and precious metals)..... | | 429930-23 | 12/86 | 1,274.0 | 1,411.5 | 1,497.8 | 60.0 | 6.1 |
| Wastepaper..... | | 429930-3 | 12/86 | 157.4 | 235.0 | 212.8 | 97.8 | -9.4 |
| News wastepaper..... | | 429930-31 | 12/86 | 119.0 | 125.8 | 125.8 | 44.3 | 0.0 |
| Mixed wastepaper..... | | 429930-32 | 12/86 | 530.8 | 709.1 | 709.1 | 136.0 | 0.0 |
| Corrugated wastepaper..... | | 429930-33 | 12/86 | 107.0 | 196.9 | 162.1 | 174.3 | -17.7 |
| High grades wastepaper (pulp substitutes and deinking)..... | | 429930-34 | 12/86 | 153.0 | 171.5 | 155.9 | 30.9 | -9.1 |
| Wastepaper exports (all grades)..... | | 429930-35 | 12/86 | 279.2 | — | — | — | — |
| Recyclable materials, excluding metals and paper..... | | 429930-4 | 12/86 | 135.5 | 149.3 | 146.5 | 15.2 | -1.9 |
| Recyclable plastics..... | | 429930-42 | 06/96 | 73.9 | 99.7 | 94.4 | 49.1 | -5.3 |
| Other recyclable materials..... | | 429930-44 | 06/06 | 168.1 | 168.5 | 177.9 | 15.1 | 5.6 |
| Other receipts..... | | 429930-SM | | | | | | |
| Miscellaneous receipts..... | | 429930-M | 12/86 | 220.8 | 221.0 | 214.1 | 0.2 | -3.1 |
| Motor vehicle and parts dealers..... | 441 | | 12/03 | 121.5 | 124.7 | 124.6 | 4.7 | -0.1 |
| Automobile dealers..... | 4411 | | 12/03 | 118.3 | 121.1 | 121.1 | 5.0 | 0.0 |
| New car dealers..... | 44111 | | 12/99 | 130.6 | 133.7 | 133.7 | 5.1 | 0.0 |
| New car dealers..... | 441110 | | 12/99 | 130.5 | 133.7 | 133.7 | 5.1 | 0.0 |
| Primary services..... | | 441110-P | 12/99 | 131.6 | 134.6 | 134.5 | 4.7 | -0.1 |
| Vehicle sales..... | | 441110-1 | 12/99 | 92.0 | 99.3 | 98.6 | 6.0 | -0.7 |
| New vehicle sales..... | | 441110-101 | 12/99 | 87.1 | 96.0 | 94.0 | 8.8 | -2.1 |
| Used vehicle sales..... | | 441110-102 | 12/99 | 98.4 | 102.4 | 104.2 | 1.5 | 1.8 |
| Service labor and parts..... | | 441110-2 | 12/99 | 158.0 | 158.1 | 158.4 | 4.1 | 0.2 |
| Other receipts..... | | 441110-SM | 12/99 | 115.0 | 120.9 | 125.2 | 23.3 | 3.6 |
| Recreational vehicle dealers..... | 44121 | | 06/01 | 123.5 | 119.8 | 115.7 | -0.3 | -3.4 |
| Recreational vehicle dealers..... | 441210 | | 06/01 | 123.5 | 119.8 | 115.7 | -0.3 | -3.4 |
| Primary services..... | | 441210-P | 06/01 | 123.6 | 119.9 | 115.7 | -0.4 | -3.5 |
| Recreational vehicle dealer services..... | | 441210-1 | 06/01 | 123.6 | 119.9 | 115.7 | -0.4 | -3.5 |
| Boat dealers..... | 441222 | | 06/01 | 132.4 | 130.1 | 136.9 | 9.9 | 5.2 |
| Primary services..... | | 441222-P | 06/01 | 133.0 | 130.6 | 137.5 | 10.0 | 5.3 |
| Boat dealer services..... | | 441222-1 | 06/01 | 133.0 | 130.6 | 137.5 | 10.0 | 5.3 |
| Other receipts..... | | 441222-SM | 06/01 | 100.8 | — | 100.8 | — | — |
| Automotive parts, accessories and tire stores..... | 4413 | | 12/01 | 145.1 | 153.1 | 150.5 | 2.2 | -1.7 |
| Automotive parts and accessories stores..... | 44131 | | 12/03 | 143.7 | 155.6 | 155.1 | 7.3 | -0.3 |
| Automotive parts and accessories stores..... | 441310 | | 12/03 | 143.7 | 155.6 | 155.1 | 7.3 | -0.3 |
| Primary services..... | | 441310-P | 12/03 | 143.7 | 155.6 | 155.1 | 7.3 | -0.3 |
| Automotive parts and accessories store services..... | | 441310-1 | 12/03 | 143.7 | 155.6 | 155.1 | 7.3 | -0.3 |
| Tire dealers..... | 44132 | | 12/03 | 130.2 | 130.1 | 124.2 | -7.4 | -4.5 |
| Tire dealers..... | 441320 | | 12/03 | 130.2 | 130.1 | 124.2 | -7.4 | -4.5 |
| Primary services..... | | 441320-P | 12/03 | 130.2 | 130.1 | 124.3 | -7.3 | -4.5 |
| Tire dealer services..... | | 441320-1 | 12/03 | 130.2 | 130.1 | 124.3 | -7.3 | -4.5 |
| Furniture and home furnishings stores..... | 442 | | 12/03 | 121.1 | 120.8 | 123.0 | 1.3 | 1.8 |
| Furniture stores..... | 4421 | | 12/03 | 116.7 | 116.7 | 120.9 | 4.0 | 3.6 |
| Furniture stores..... | 44211 | | 12/03 | 116.7 | 116.7 | 120.9 | 4.0 | 3.6 |
| Furniture stores..... | 442110 | | 06/03 | 118.3 | 118.3 | 122.6 | 4.0 | 3.6 |
| Primary services..... | | 442110-P | 06/03 | 118.3 | 118.3 | 122.6 | 4.0 | 3.6 |
| Furniture store services..... | | 442110-1 | 06/03 | 118.3 | 118.3 | 122.6 | 4.0 | 3.6 |
| Floor covering stores..... | 44221 | | 12/03 | 128.0 | 127.2 | 127.4 | -1.5 | 0.2 |
| Floor covering stores..... | 442210 | | 06/03 | 129.9 | 129.1 | 129.3 | -1.4 | 0.2 |
| Primary services..... | | 442210-P | 06/03 | 129.9 | 129.1 | 129.3 | -1.4 | 0.2 |
| Floor covering store services..... | | 442210-1 | 06/03 | 129.9 | 129.1 | 129.3 | -1.4 | 0.2 |
| Electronics and appliance stores..... | 443 | | 12/03 | 92.3 | 95.6 | 95.3 | -9.2 | -0.3 |
| Appliance, TV and other electronics stores..... | 44311 | | 12/03 | 92.9 | 97.2 | 97.3 | -12.1 | 0.1 |
| Household appliance stores..... | 443111 | | 06/03 | 87.1 | 85.9 | 84.8 | -7.2 | -1.3 |
| Primary services..... | | 443111-P | 06/03 | 87.1 | 85.9 | 84.8 | -7.2 | -1.3 |
| Household appliance store services..... | | 443111-1 | 06/03 | 87.1 | 85.9 | 84.8 | -7.2 | -1.3 |
| Radio, TV, and other electronics stores..... | 443112 | | 06/03 | 86.9 | 92.5 | 93.0 | -13.4 | 0.5 |
| Primary services..... | | 443112-P | 06/03 | 86.9 | 92.5 | 93.1 | -13.3 | 0.6 |
| Radio, television, and other electronics store services..... | | 443112-1 | 06/03 | 86.9 | 92.5 | 93.1 | -13.3 | 0.6 |
| Computer and software stores..... | 44312 | | 12/03 | 62.0 | 62.0 | 59.1 | -2.5 | -4.7 |
| Computer and software stores..... | 443120 | | 06/03 | 61.2 | 61.2 | 58.4 | -2.3 | -4.6 |

See footnotes at end of table.

Table 5. Producer price indexes for the net output of selected industries and their products, not seasonally adjusted — Continued

| Industry and product ¹ | Industry code | Product code | Index base | Index | | | Percent change to Apr. 2010 from: | |
|---|---------------|--------------|------------|------------------------|------------------------|------------------------|-----------------------------------|-----------|
| | | | | Dec. 2009 ² | Mar. 2010 ² | Apr. 2010 ² | Apr. 2009 | Mar. 2010 |
| Computer and software stores - Continued | | | | | | | | |
| Primary services..... | | 443120-P | 06/03 | 60.4 | 60.4 | 57.6 | -2.4 | -4.6 |
| Computer and software store services..... | | 443120-1 | 06/03 | 60.4 | 60.4 | 57.6 | -2.4 | -4.6 |
| Camera and photographic supplies stores..... | 44313 | | 12/03 | 107.1 | 105.1 | 105.2 | 22.3 | 0.1 |
| Camera and photographic supplies stores..... | 443130 | | 06/00 | 112.8 | 110.7 | 110.8 | 22.4 | 0.1 |
| Primary services..... | | 443130-P | 06/00 | 118.1 | 115.9 | 116.1 | 23.2 | 0.2 |
| Camera and photographic supplies store services..... | | 443130-1 | 06/00 | 118.1 | 115.9 | 116.1 | 23.2 | 0.2 |
| Other receipts..... | | 443130-SM | 06/00 | 72.7 | 72.7 | 72.7 | 0.7 | 0.0 |
| Bldg material and garden equip and supp dealers..... | 444 | | 12/03 | 118.1 | 119.9 | 121.0 | 0.1 | 0.9 |
| Building material and supplies dealers..... | 4441 | | 12/03 | 119.5 | 121.7 | 123.2 | 1.0 | 1.2 |
| Home centers..... | 44411 | | 12/03 | 117.3 | 112.1 | 112.1 | -5.4 | 0.0 |
| Home centers..... | 444110 | | 12/03 | 117.3 | 112.1 | 112.1 | -5.4 | 0.0 |
| Primary services..... | | 444110-P | 12/03 | 117.3 | 112.1 | 112.1 | -5.4 | 0.0 |
| Home center services..... | | 444110-1 | 12/03 | 117.3 | 112.1 | 112.1 | -5.4 | 0.0 |
| Paint and wallpaper stores..... | 44412 | | 12/03 | 119.1 | 140.3 | 134.1 | 1.3 | -4.4 |
| Paint and wallpaper stores..... | 444120 | | 06/03 | 121.8 | 143.5 | 137.1 | 1.3 | -4.5 |
| Primary services..... | | 444120-P | 06/03 | 121.8 | 143.5 | 137.1 | 1.3 | -4.5 |
| Paint and wallpaper store services..... | | 444120-1 | 06/03 | 121.8 | 143.5 | 137.1 | 1.3 | -4.5 |
| Hardware stores..... | 44413 | | 12/03 | 120.5 | 121.1 | 122.9 | 7.4 | 1.5 |
| Hardware stores..... | 444130 | | 06/03 | 121.0 | 121.6 | 123.4 | 7.5 | 1.5 |
| Primary services..... | | 444130-P | 06/03 | 121.0 | 121.6 | 123.4 | 7.5 | 1.5 |
| Hardware store services..... | | 444130-1 | 06/03 | 121.0 | 121.6 | 123.4 | 7.5 | 1.5 |
| Other building material dealers..... | 44419 | | 12/03 | 124.2 | 132.4 | 136.0 | 5.3 | 2.7 |
| Other building material dealers..... | 444190 | | 12/03 | 124.2 | 132.4 | 136.0 | 5.3 | 2.7 |
| Primary services..... | | 444190-P | 12/03 | 124.2 | 132.4 | 136.0 | 5.3 | 2.7 |
| Other building material dealer services..... | | 444190-1 | 12/03 | 124.2 | 132.4 | 136.0 | 5.3 | 2.7 |
| Lawn and garden equip and supplies stores..... | 4442 | | 12/03 | 112.4 | 110.3 | 108.9 | -6.6 | -1.3 |
| Nursery, garden and farm supply stores..... | 44422 | | 12/03 | 112.4 | 110.3 | 108.9 | -6.6 | -1.3 |
| Nursery, garden, and farm supply stores..... | 444220 | | 12/02 | 119.4 | 117.3 | 115.7 | -6.7 | -1.4 |
| Primary services..... | | 444220-P | 12/02 | 119.2 | 117.1 | 115.5 | -6.6 | -1.4 |
| Nursery, garden center, and farm supply store services..... | | 444220-1 | 12/02 | 119.2 | 117.1 | 115.5 | -6.6 | -1.4 |
| Food and beverage stores..... | 445 | | 12/99 | 145.3 | 147.5 | 146.7 | -4.4 | -0.5 |
| Grocery stores..... | 4451 | | 12/03 | 121.6 | 124.2 | 122.5 | -5.5 | -1.4 |
| Grocery (except convenience) stores..... | 44511 | | 12/03 | 121.6 | 124.2 | 122.5 | -5.5 | -1.4 |
| Supermarkets and other grocery stores..... | 445110 | | 12/99 | 145.1 | 148.2 | 146.2 | -5.4 | -1.3 |
| Primary services..... | | 445110-P | 12/99 | 145.1 | 148.3 | 146.3 | -5.4 | -1.3 |
| Supermarket and other grocery store services..... | | 445110-3 | 12/99 | 143.7 | 146.9 | 144.9 | -5.4 | -1.4 |
| Meat department..... | | 445110-301 | 12/99 | 126.7 | 133.2 | 123.4 | -9.3 | -7.4 |
| Produce department..... | | 445110-302 | 12/99 | 172.7 | 191.9 | 185.4 | -3.2 | -3.4 |
| Bakery department..... | | 445110-303 | 12/99 | 185.3 | 184.3 | 186.3 | 2.1 | 1.1 |
| Dairy department..... | | 445110-304 | 12/99 | 118.0 | 118.8 | 123.1 | 0.0 | 3.6 |
| Deli department..... | | 445110-305 | 12/99 | 123.8 | 125.6 | 124.6 | - | -0.8 |
| Frozen foods department..... | | 445110-306 | 12/99 | 109.4 | 103.2 | 88.6 | -19.9 | -14.1 |
| Edible grocery department..... | | 445110-307 | 12/99 | 136.1 | 132.0 | 137.2 | -6.8 | 3.9 |
| Nonedible grocery department..... | | 445110-308 | 12/99 | 153.0 | 158.8 | 157.3 | -12.5 | -0.9 |
| Health and beauty care department..... | | 445110-309 | 12/99 | 131.6 | 136.0 | 131.8 | -1.9 | -3.1 |
| General merchandise department..... | | 445110-311 | 12/99 | 199.6 | 222.5 | 216.2 | 5.6 | -2.8 |
| Other departments..... | | 445110-312 | 12/99 | 158.9 | 160.2 | 149.0 | - | -7.0 |
| Specialty food stores..... | 4452 | | 12/03 | 139.1 | 137.8 | 142.8 | -0.1 | 3.6 |
| Specialty food stores..... | 445200 | | 12/03 | 139.1 | 137.8 | 142.8 | -0.1 | 3.6 |
| Primary services..... | | 445200-P | 12/03 | 139.0 | 137.7 | 142.7 | -0.1 | 3.6 |
| Specialty food store services..... | | 445200-1 | 12/03 | 139.0 | 137.7 | 142.7 | -0.1 | 3.6 |
| Beer, wine, and liquor stores..... | 4453 | | 06/00 | 124.5 | 117.5 | 125.6 | 8.3 | 6.9 |
| Beer, wine, and liquor stores..... | 44531 | | 06/00 | 124.5 | 117.5 | 125.6 | 8.3 | 6.9 |
| Beer, wine, and liquor stores..... | 445310 | | 06/00 | 124.5 | 117.5 | 125.6 | 8.3 | 6.9 |
| Primary services..... | | 445310-P | 06/00 | 124.5 | 117.5 | 125.7 | 8.3 | 7.0 |
| Beer, wine, and liquor store services..... | | 445310-1 | 06/00 | 124.5 | 117.5 | 125.7 | 8.3 | 7.0 |
| Health and personal care stores..... | 446 | | 12/03 | 139.0 | 142.2 | 143.2 | 3.2 | 0.7 |
| Health and personal care stores..... | 4461 | | 12/03 | 139.0 | 142.1 | 143.1 | 3.2 | 0.7 |
| Pharmacies and drug stores..... | 44611 | | 06/00 | 172.5 | 176.5 | 177.9 | 4.6 | 0.8 |

See footnotes at end of table.

Table 5. Producer price indexes for the net output of selected industries and their products, not seasonally adjusted — Continued

| Industry and product ¹ | Industry code | Product code | Index base | Index | | | Percent change to Apr. 2010 from: | |
|--|---------------|--------------|------------|------------------------|------------------------|------------------------|-----------------------------------|-----------|
| | | | | Dec. 2009 ² | Mar. 2010 ² | Apr. 2010 ² | Apr. 2009 | Mar. 2010 |
| Pharmacies and drug stores..... | 446110 | | 06/00 | 172.5 | 176.5 | 177.9 | 4.6 | 0.8 |
| Primary services..... | | 446110-P | 06/00 | 172.4 | 176.5 | 177.9 | 4.6 | 0.8 |
| Sales of prescription drugs..... | | 446110-1 | 06/00 | 220.2 | 227.5 | 227.3 | 3.9 | -0.1 |
| Sales of over-the-counter drugs and all other goods..... | | 446110-4 | 06/00 | 134.1 | 134.6 | 138.1 | 6.0 | 2.6 |
| Sales of over-the-counter drugs..... | | 446110-41 | 06/00 | 104.8 | 103.5 | 103.9 | 9.3 | 0.4 |
| Sales of all other goods..... | | 446110-42 | 06/00 | 144.4 | 145.2 | 149.4 | 5.7 | 2.9 |
| Optical goods stores..... | 44613 | | 12/03 | 106.1 | 108.5 | 109.6 | 2.1 | 1.0 |
| Optical goods stores..... | 446130 | | 06/00 | 108.8 | 111.3 | 112.4 | 2.2 | 1.0 |
| Primary services..... | | 446130-P | 06/00 | 108.8 | 111.4 | 112.5 | 2.2 | 1.0 |
| Optical goods store services..... | | 446130-1 | 06/00 | 108.8 | 111.4 | 112.5 | 2.2 | 1.0 |
| Food (health) supplement stores..... | 446191 | | 12/99 | 157.9 | 160.3 | 160.1 | -7.3 | -0.1 |
| Primary services..... | | 446191-P | 12/99 | 157.9 | 160.3 | 160.1 | -7.3 | -0.1 |
| Food (health) supplement store services..... | | 446191-1 | 12/99 | 157.9 | 160.3 | 160.1 | -7.3 | -0.1 |
| Gasoline stations..... | 447 | | 06/01 | 82.9 | 64.9 | 77.7 | 30.2 | 19.7 |
| Gasoline stations..... | 4471 | | 06/01 | 82.9 | 64.9 | 77.7 | 30.2 | 19.7 |
| Gasoline stations with convenience stores..... | 44711 | | 12/03 | 167.1 | 120.8 | 157.0 | 42.3 | 30.0 |
| Gasoline stations with convenience stores..... | 447110 | | 12/03 | 167.1 | 120.8 | 157.0 | 42.3 | 30.0 |
| Primary services..... | | 447110-P | 12/03 | 167.4 | 120.7 | 157.2 | 42.8 | 30.2 |
| Gasoline stations with convenience store services..... | | 447110-1 | 12/03 | 167.4 | 120.7 | 157.2 | 42.8 | 30.2 |
| Other gasoline stations..... | 44719 | | 12/03 | 154.5 | 150.7 | 144.1 | 1.7 | -4.4 |
| Other gasoline stations..... | 447190 | | 12/03 | 154.2 | 150.5 | 143.8 | 1.7 | -4.5 |
| Primary services..... | | 447190-P | 06/01 | 59.7 | 58.2 | 55.7 | 1.8 | -4.3 |
| Other gasoline station services..... | | 447190-1 | 06/01 | 59.7 | 58.2 | 55.7 | 1.8 | -4.3 |
| Clothing and clothing accessories stores..... | 448 | | 12/03 | 113.7 | 119.1 | 122.9 | 8.7 | 3.2 |
| Clothing stores..... | 4481 | | 12/03 | 111.3 | 117.5 | 122.3 | 11.5 | 4.1 |
| Men's clothing stores..... | 44811 | | 12/03 | 80.4 | 80.5 | 82.2 | -21.5 | 2.1 |
| Men's clothing stores..... | 448110 | | 06/02 | 83.3 | 83.4 | 85.1 | -21.6 | 2.0 |
| Primary services..... | | 448110-P | 06/02 | 83.3 | 83.4 | 85.1 | -21.6 | 2.0 |
| Men's clothing store services..... | | 448110-1 | 06/02 | 83.3 | 83.4 | 85.1 | -21.6 | 2.0 |
| Women's clothing stores..... | 44812 | | 12/03 | 125.7 | 125.3 | 141.8 | 19.2 | 13.2 |
| Women's clothing stores..... | 448120 | | 06/03 | 128.4 | 128.0 | 144.9 | 19.2 | 13.2 |
| Primary services..... | | 448120-P | 06/03 | 128.4 | 128.0 | 144.9 | 19.2 | 13.2 |
| Women's clothing store services..... | | 448120-1 | 06/03 | 128.4 | 128.0 | 144.9 | 19.2 | 13.2 |
| Family clothing stores..... | 44814 | | 12/03 | 108.6 | 119.5 | 118.2 | 11.2 | -1.1 |
| Family clothing stores..... | 448140 | | 06/03 | 115.1 | 126.7 | 125.4 | 11.3 | -1.0 |
| Primary services..... | | 448140-P | 06/03 | 115.1 | 126.7 | 125.4 | 11.3 | -1.0 |
| Family clothing store services..... | | 448140-1 | 06/03 | 115.1 | 126.7 | 125.4 | 11.3 | -1.0 |
| Shoe stores..... | 4482 | | 12/03 | 112.9 | 114.6 | 115.0 | -1.0 | 0.3 |
| Shoe stores..... | 44821 | | 12/03 | 112.9 | 114.6 | 115.0 | -1.0 | 0.3 |
| Shoe stores..... | 448210 | | 06/02 | 115.2 | 116.9 | 117.3 | -1.0 | 0.3 |
| Primary services..... | | 448210-P | 06/02 | 115.2 | 116.9 | 117.3 | -1.0 | 0.3 |
| Shoe store services..... | | 448210-1 | 06/02 | 115.2 | 116.9 | 117.3 | -1.0 | 0.3 |
| Jewelry, luggage and leather goods stores..... | 4483 | | 12/03 | 123.5 | 128.3 | 130.2 | 5.2 | 1.5 |
| Jewelry stores..... | 44831 | | 12/03 | 123.9 | 129.0 | 131.0 | 5.6 | 1.6 |
| Jewelry stores..... | 448310 | | 06/00 | 134.6 | 140.2 | 142.3 | 5.6 | 1.5 |
| Primary services..... | | 448310-P | 06/00 | 134.7 | 140.3 | 142.4 | 5.5 | 1.5 |
| Jewelry store services..... | | 448310-1 | 06/00 | 134.7 | 140.3 | 142.4 | 5.5 | 1.5 |
| Luggage and leather goods stores..... | 44832 | | 12/03 | 118.6 | 118.9 | 120.9 | 1.4 | 1.7 |
| Luggage and leather goods stores..... | 448320 | | 06/00 | 115.2 | 115.4 | 117.4 | 1.5 | 1.7 |
| Primary services..... | | 448320-P | 06/00 | 115.2 | 115.4 | 117.4 | 1.5 | 1.7 |
| Luggage and leather goods store services..... | | 448320-1 | 06/00 | 115.2 | 115.4 | 117.4 | 1.5 | 1.7 |
| Sporting goods, hobby, book and music stores..... | 451 | | 12/03 | 110.8 | 113.3 | 115.0 | 2.6 | 1.5 |
| Sporting goods/hobby/musical instrument stores..... | 4511 | | 12/03 | 118.5 | 121.2 | 123.2 | 0.4 | 1.7 |
| Sporting goods stores..... | 45111 | | 12/03 | 127.2 | 132.5 | 136.4 | 1.6 | 2.9 |
| Sporting goods stores..... | 451110 | | 06/00 | 132.7 | 138.2 | 142.3 | 1.5 | 3.0 |
| Primary services..... | | 451110-P | 06/00 | 132.9 | 138.4 | 142.5 | 1.5 | 3.0 |
| Sporting goods store services..... | | 451110-1 | 06/00 | 132.9 | 138.4 | 142.5 | 1.5 | 3.0 |
| Hobby, toy and game stores..... | 45112 | | 12/03 | 109.7 | 109.7 | 109.8 | -1.0 | 0.1 |
| Hobby, toy, and game stores..... | 451120 | | 06/00 | 111.1 | 111.1 | 111.2 | -1.0 | 0.1 |

See footnotes at end of table.

Table 5. Producer price indexes for the net output of selected industries and their products, not seasonally adjusted — Continued

| Industry and product ¹ | Industry code | Product code | Index base | Index | | | Percent change to Apr. 2010 from: | |
|--|---------------|--------------|------------|------------------------|------------------------|------------------------|-----------------------------------|-----------|
| | | | | Dec. 2009 ² | Mar. 2010 ² | Apr. 2010 ² | Apr. 2009 | Mar. 2010 |
| Hobby, toy, and game stores - Continued | | | | | | | | |
| Primary services..... | | 451120-P | 06/00 | 111.1 | 111.1 | 111.2 | -1.0 | 0.1 |
| Hobby, toy, and game store services..... | | 451120-1 | 06/00 | 111.1 | 111.1 | 111.2 | -1.0 | 0.1 |
| Sewing, needlework and piece goods stores..... | 45113 | | 12/03 | 113.3 | 113.7 | 114.1 | -0.3 | 0.4 |
| Sewing, needlework, and piece goods stores..... | 451130 | | 06/00 | 103.4 | 103.8 | 104.1 | -0.3 | 0.3 |
| Primary services..... | | 451130-P | 06/00 | 103.4 | 103.8 | 104.1 | -0.3 | 0.3 |
| Sewing, needlework, and piece goods store services..... | | 451130-1 | 06/00 | 103.4 | 103.8 | 104.1 | -0.3 | 0.3 |
| Book, periodical and music stores..... | 4512 | | 12/03 | 95.8 | 97.8 | 99.1 | 8.7 | 1.3 |
| Book stores and news dealers..... | 45121 | | 12/03 | 101.9 | 103.1 | 103.7 | 3.2 | 0.6 |
| Book stores..... | 451211 | | 06/00 | 126.7 | 128.2 | 129.0 | 3.2 | 0.6 |
| Primary services..... | | 451211-P | 06/00 | 126.7 | 128.2 | 129.0 | 3.2 | 0.6 |
| Book store services..... | | 451211-1 | 06/00 | 126.7 | 128.2 | 129.0 | 3.2 | 0.6 |
| Prerecorded tape, CD and record stores..... | 45122 | | 12/03 | 78.9 | 83.2 | 86.3 | 32.2 | 3.7 |
| Prerecorded tape, CD, and record stores..... | 451220 | | 06/03 | 77.1 | 81.2 | 84.3 | 32.1 | 3.8 |
| Primary services..... | | 451220-P | 06/03 | 77.1 | 81.2 | 84.3 | 32.1 | 3.8 |
| Prerecorded tape, CD, and record store services..... | | 451220-1 | 06/03 | 77.1 | 81.2 | 84.3 | 32.1 | 3.8 |
| General merchandise stores..... | 452 | | 12/03 | 109.0 | 111.7 | 112.4 | 2.6 | 0.6 |
| Department stores..... | 4521 | | 12/03 | 122.8 | 118.8 | 122.4 | 4.6 | 3.0 |
| Department stores..... | 45211 | | 12/03 | 122.8 | 118.8 | 122.4 | 4.6 | 3.0 |
| Department stores, except discount..... | 452111 | | 12/03 | 113.0 | 114.0 | 102.5 | -10.4 | -10.1 |
| Primary services..... | | 452111-P | 12/03 | 113.0 | 114.0 | 102.5 | -10.4 | -10.1 |
| Department store services, except discount department store..... | | 452111-1 | 12/03 | 113.0 | 114.0 | 102.5 | -10.4 | -10.1 |
| Discount department stores..... | 452112 | | 12/03 | 131.6 | 122.9 | 140.8 | 18.2 | 14.6 |
| Primary services..... | | 452112-P | 06/02 | 145.0 | 135.4 | 155.1 | 18.3 | 14.5 |
| Discount department store services..... | | 452112-1 | 06/02 | 145.0 | 135.4 | 155.1 | 18.3 | 14.5 |
| Other general merchandise stores..... | 4529 | | 12/03 | 91.3 | 103.4 | 100.1 | -0.9 | -3.2 |
| Other general merchandise stores..... | 452900 | | 12/03 | 91.3 | 103.4 | 100.1 | -0.9 | -3.2 |
| Primary services..... | | 452900-P | 12/03 | 91.3 | 103.4 | 100.1 | -0.9 | -3.2 |
| Other general merchandise store services..... | | 452900-1 | 12/03 | 91.3 | 103.4 | 100.1 | -0.9 | -3.2 |
| Warehouse clubs and supercenters..... | | 452900-11 | 12/03 | 79.7 | 96.3 | 91.3 | -1.4 | -5.2 |
| All other general merchandise stores..... | | 452900-12 | 12/03 | 118.3 | 116.3 | 118.1 | 0.3 | 1.5 |
| Florists..... | 4531 | | 12/03 | 105.5 | 113.0 | 108.8 | -0.9 | -3.7 |
| Florists..... | 45311 | | 12/03 | 105.5 | 113.0 | 108.8 | -0.9 | -3.7 |
| Florists..... | 453110 | | 06/00 | 114.2 | 122.3 | 117.7 | -0.9 | -3.8 |
| Primary services..... | | 453110-P | 06/00 | 114.2 | 122.3 | 117.7 | -0.9 | -3.8 |
| Florist services..... | | 453110-1 | 06/00 | 114.2 | 122.3 | 117.7 | -0.9 | -3.8 |
| Office supplies, stationery and gift stores..... | 4532 | | 12/03 | 115.7 | 119.0 | 111.6 | -5.3 | -6.2 |
| Office supplies and stationery stores..... | 45321 | | 12/03 | 127.1 | 138.8 | 125.6 | -6.7 | -9.5 |
| Office supplies and stationery stores..... | 453210 | | 06/00 | 160.9 | 175.8 | 159.1 | -6.7 | -9.5 |
| Primary services..... | | 453210-P | 06/00 | 161.8 | 176.9 | 160.0 | -6.7 | -9.6 |
| Office supplies and stationery store services..... | | 453210-1 | 06/00 | 161.8 | 176.9 | 160.0 | -6.7 | -9.6 |
| Gift, novelty and souvenir stores..... | 45322 | | 12/03 | 104.3 | 100.5 | 98.1 | -3.7 | -2.4 |
| Gift, novelty, and souvenir stores..... | 453220 | | 06/00 | 104.6 | 100.8 | 98.4 | -3.7 | -2.4 |
| Primary services..... | | 453220-P | 06/00 | 104.6 | 100.8 | 98.4 | -3.8 | -2.4 |
| Gift, novelty, and souvenir store services..... | | 453220-1 | 06/00 | 104.6 | 100.8 | 98.4 | -3.8 | -2.4 |
| Manufactured (mobile) home dealers..... | 45393 | | 12/03 | 110.3 | 110.7 | 107.7 | -5.7 | -2.7 |
| Manufactured (mobile) home dealers..... | 453930 | | 12/02 | 116.5 | 117.0 | 113.8 | -5.7 | -2.7 |
| Primary services..... | | 453930-P | 12/02 | 116.5 | 117.0 | 113.7 | -5.8 | -2.8 |
| Manufactured (mobile) home dealer services..... | | 453930-1 | 12/02 | 116.5 | 117.0 | 113.7 | -5.8 | -2.8 |
| Nonstore retailers..... | 454 | | 12/03 | 145.0 | 142.7 | 142.8 | -3.5 | 0.1 |
| Electronic shopping and mail-order houses..... | 454110 | | 06/06 | 111.1 | 106.9 | 109.2 | 2.2 | 2.2 |
| Primary services..... | | 454110-P | 06/06 | 111.6 | 107.3 | 109.7 | 2.2 | 2.2 |
| Electronic shopping and mail-order house services..... | | 454110-1 | 06/06 | 111.6 | 107.3 | 109.7 | 2.2 | 2.2 |
| Vending machine operators..... | 4542 | | 12/03 | 111.7 | 111.3 | 111.3 | -0.4 | 0.0 |
| Vending machine operators..... | 45421 | | 12/03 | 111.7 | 111.3 | 111.3 | -0.4 | 0.0 |
| Vending machine operators..... | 454210 | | 06/00 | 118.4 | 117.9 | 117.9 | -0.4 | 0.0 |
| Primary services..... | | 454210-P | 06/00 | 118.4 | 117.9 | 117.9 | -0.4 | 0.0 |
| Vending machine operator services..... | | 454210-1 | 06/00 | 118.4 | 117.9 | 117.9 | -0.4 | 0.0 |

See footnotes at end of table.

Table 5. Producer price indexes for the net output of selected industries and their products, not seasonally adjusted — Continued

| Industry and product ¹ | Industry code | Product code | Index base | Index | | | Percent change to Apr. 2010 from: | |
|--|---------------|--------------|------------|------------------------|------------------------|------------------------|-----------------------------------|-----------|
| | | | | Dec. 2009 ² | Mar. 2010 ² | Apr. 2010 ² | Apr. 2009 | Mar. 2010 |
| Fuel dealers..... | 45431 | | 06/00 | 164.6 | 168.4 | 162.4 | -13.2 | -3.6 |
| Fuel dealers..... | 454310 | | 06/00 | 164.6 | 168.4 | 162.4 | -13.2 | -3.6 |
| Primary services..... | | 454310-P | 06/00 | 169.0 | 173.0 | 166.6 | -13.3 | -3.7 |
| Fuel dealer services..... | | 454310-1 | 06/00 | 169.0 | 173.0 | 166.6 | -13.3 | -3.7 |
| Air transportation..... | 481 | | 12/92 | 194.7 | 200.7 | 204.0 | 9.0 | 1.6 |
| Scheduled air transportation..... | 4811 | | 12/89 | 236.8 | 244.7 | 249.3 | 9.4 | 1.9 |
| Scheduled air transportation..... | 48111 | | 12/89 | 236.8 | 244.7 | 249.3 | 9.4 | 1.9 |
| Scheduled passenger air transportation..... | 481111 | | 12/89 | 245.1 | 254.3 | 260.0 | 10.5 | 2.2 |
| Primary services..... | | 481111-P | 12/89 | 265.1 | 275.0 | 281.6 | 10.8 | 2.4 |
| Domestic..... | | 481111-1 | 12/89 | 274.7 | 289.0 | 295.2 | 9.8 | 2.1 |
| First class, including business..... | | 481111-101 | 12/99 | 153.9 | 154.8 | 163.0 | 14.8 | 5.3 |
| Coach..... | | 481111-102 | 12/99 | 152.2 | 162.1 | 164.2 | 8.5 | 1.3 |
| International..... | | 481111-2 | 12/89 | 213.1 | 209.4 | 216.3 | 14.7 | 3.3 |
| Scheduled freight air transportation..... | 481112 | | 12/03 | 120.3 | 121.8 | 121.9 | 3.6 | 0.1 |
| Primary services..... | | 481112-P | 12/87 | 148.8 | 150.6 | 150.8 | 3.6 | 0.1 |
| Freight..... | | 481112-1 | 12/87 | 156.6 | 158.6 | 158.8 | 3.6 | 0.1 |
| Mail..... | | 481112-2 | 12/87 | 124.3 | 124.5 | 124.7 | 2.5 | 0.2 |
| Other receipts..... | | 481112-SM | 12/03 | 118.8 | 119.2 | 119.5 | 8.1 | 0.3 |
| Nonscheduled air transportation..... | 4812 | | 12/96 | 165.6 | 165.8 | 163.9 | 4.1 | -1.1 |
| Nonscheduled air transportation..... | 48121 | | 12/96 | 165.6 | 165.8 | 163.9 | 4.1 | -1.1 |
| Nonscheduled air passenger chartering..... | 481211 | | 06/92 | 176.3 | 177.6 | 176.9 | 3.4 | -0.4 |
| Primary services..... | | 481211-P | 12/00 | 139.6 | 140.9 | 140.2 | 3.2 | -0.5 |
| Domestic nonscheduled passenger services..... | | 481211-1 | 06/08 | 98.2 | 99.6 | 98.9 | 2.5 | -0.7 |
| International nonscheduled passenger services..... | | 481211-2 | 06/08 | 106.0 | 105.3 | 105.4 | 5.8 | 0.1 |
| Other receipts..... | | 481211-SM | 06/92 | 273.8 | 274.5 | 274.5 | 4.0 | 0.0 |
| Nonscheduled air freight chartering..... | 481212 | | 06/08 | 99.3 | 96.8 | 92.2 | 7.3 | -4.8 |
| Primary services..... | | 481212-P | 06/08 | 99.1 | 96.2 | 91.8 | 7.7 | -4.6 |
| Domestic nonscheduled freight services..... | | 481212-1 | 06/08 | 108.2 | 103.9 | 98.2 | 11.6 | -5.5 |
| International nonscheduled freight services..... | | 481212-2 | 06/08 | 80.6 | 80.4 | 78.8 | -0.9 | -2.0 |
| Other receipts..... | | 481212-SM | 06/08 | 102.1 | 110.9 | 100.1 | -0.6 | -9.7 |
| Rail transportation..... | 482 | | 12/96 | 150.9 | 152.5 | 152.5 | 4.5 | 0.0 |
| Rail transportation..... | 4821 | | 12/96 | 150.9 | 152.5 | 152.5 | 4.5 | 0.0 |
| Rail transportation..... | 48211 | | 12/96 | 150.9 | 152.5 | 152.5 | 4.5 | 0.0 |
| Line-haul railroads..... | 482111 | | 12/84 | 168.3 | 170.1 | 170.1 | 4.5 | 0.0 |
| Primary services..... | | 482111-P | 12/84 | 168.3 | 170.1 | 170.1 | 4.5 | 0.0 |
| Rail transportation, freight (Carload)..... | | 482111-1 | 12/96 | 155.1 | 156.7 | 156.5 | 4.2 | -0.1 |
| Rail transportation, freight (Intermodal)..... | | 482111-2 | 12/96 | 133.2 | 134.3 | 135.4 | 7.4 | 0.8 |
| Rail transportation, passenger..... | | 482111-3 | 12/96 | 133.6 | 135.7 | 135.9 | -0.1 | 0.1 |
| Coach service class..... | | 482111-306 | 06/05 | 120.5 | 122.8 | 122.8 | 1.2 | 0.0 |
| All other service classes..... | | 482111-307 | 06/05 | 113.3 | 114.4 | 115.1 | -2.0 | 0.6 |
| Water transportation..... | 483 | | 12/03 | 118.3 | 120.3 | 121.8 | 5.7 | 1.2 |
| Deep sea freight transportation..... | 483111 | | 06/88 | 221.2 | 229.5 | 238.9 | 5.3 | 4.1 |
| Primary services..... | | 483111-P | 06/88 | 226.0 | 234.4 | 244.0 | 5.3 | 4.1 |
| Deep sea freight transportation..... | | 483111-5 | 06/88 | 226.0 | 234.4 | 244.0 | 5.3 | 4.1 |
| Coastal and Great Lakes freight transport..... | 483113 | | 12/03 | 141.8 | 147.6 | 141.9 | 7.5 | -3.9 |
| Primary services..... | | 483113-P | 12/03 | 139.8 | 145.8 | 140.0 | 7.9 | -4.0 |
| Coastal and intercoastal freight transportation..... | | 483113-1 | 12/03 | 137.9 | 145.0 | 138.5 | 9.1 | -4.5 |
| Great Lakes - St. Lawrence Seaway freight transportation.. | | 483113-2 | 12/91 | 170.9 | 167.8 | 159.7 | 6.8 | -4.8 |
| Coastal and intercoastal towing transportation..... | | 483113-3 | 12/03 | 147.5 | 153.3 | 150.8 | 3.9 | -1.6 |
| Other receipts..... | | 483113-SM | 12/03 | 160.0 | 160.2 | 157.8 | 0.3 | -1.5 |
| Inland water transportation..... | 4832 | | 12/03 | 168.0 | 155.3 | 164.7 | 2.4 | 6.1 |
| Inland water transportation..... | 48321 | | 12/03 | 168.0 | 155.3 | 164.7 | 2.4 | 6.1 |
| Inland water freight transportation..... | 483211 | | 12/90 | 213.2 | 197.1 | 209.0 | 2.5 | 6.0 |
| Primary services..... | | 483211-P | 12/90 | 211.3 | 193.7 | 206.3 | 3.6 | 6.5 |
| Inland waterways freight transportation (except towing)..... | | 483211-1 | 12/03 | 176.2 | 159.3 | 171.5 | 1.8 | 7.7 |
| Inland waterways towing transportation..... | | 483211-2 | 12/03 | 129.7 | 127.6 | 128.9 | 14.6 | 1.0 |
| Truck transportation..... | 484 | | 12/03 | 117.2 | 117.7 | 118.9 | 2.1 | 1.0 |
| General freight trucking..... | 4841 | | 12/03 | 117.2 | 117.3 | 118.7 | 2.1 | 1.2 |
| General freight trucking, local..... | 48411 | | 12/03 | 127.7 | 127.2 | 127.3 | 2.8 | 0.1 |
| General freight trucking, local..... | 484110 | | 12/03 | 127.7 | 127.2 | 127.3 | 2.8 | 0.1 |
| Primary services..... | | 484110-P | 06/93 | 141.8 | 141.1 | 141.3 | 3.1 | 0.1 |

See footnotes at end of table.

Table 5. Producer price indexes for the net output of selected industries and their products, not seasonally adjusted — Continued

| Industry and product ¹ | Industry code | Product code | Index base | Index | | | Percent change to Apr. 2010 from: | |
|--|---------------|--------------|------------|------------------------|------------------------|------------------------|-----------------------------------|-----------|
| | | | | Dec. 2009 ² | Mar. 2010 ² | Apr. 2010 ² | Apr. 2009 | Mar. 2010 |
| General freight trucking, local - Continued | | | | | | | | |
| General freight trucking, local..... | | 484110-1 | 06/93 | 141.8 | 141.1 | 141.3 | 3.1 | 0.1 |
| Other receipts..... | | 484110-SM | 12/03 | 127.3 | 127.5 | 127.4 | 1.3 | -0.1 |
| General freight trucking, long-distance..... | 48412 | | 12/03 | 114.8 | 115.0 | 116.7 | 1.7 | 1.5 |
| General freight trucking, long-distance, TL..... | 484121 | | 12/03 | 110.9 | 110.9 | 112.7 | 2.7 | 1.6 |
| Primary services..... | | 484121-P | 06/92 | 125.5 | 125.5 | 127.5 | 2.7 | 1.6 |
| General freight trucking, long-distance, truckload..... | | 484121-2 | 06/92 | 125.5 | 125.5 | 127.5 | 2.7 | 1.6 |
| Other receipts..... | | 484121-SM | 12/03 | 133.4 | 133.5 | 135.5 | 3.8 | 1.5 |
| General freight trucking, long-distance, LTL..... | 484122 | | 12/03 | 123.4 | 124.1 | 125.6 | -0.1 | 1.2 |
| Primary services..... | | 484122-P | 06/92 | 207.9 | 209.2 | 211.6 | -0.3 | 1.1 |
| General freight trucking, long-distance, less than truckload..... | | 484122-1 | 06/92 | 207.9 | 209.2 | 211.6 | -0.3 | 1.1 |
| Other receipts..... | | 484122-SM | 12/03 | 127.6 | 128.0 | 131.0 | 3.1 | 2.3 |
| Specialized freight trucking..... | 4842 | | 12/03 | 117.8 | 119.2 | 119.7 | 2.0 | 0.4 |
| Used household and office goods moving..... | 48421 | | 12/03 | 113.4 | 113.2 | 114.3 | 1.5 | 1.0 |
| Used household and office goods moving..... | 484210 | | 12/03 | 113.3 | 113.2 | 114.3 | 1.5 | 1.0 |
| Primary services..... | | 484210-P | 12/03 | 115.4 | 115.2 | 116.4 | 1.7 | 1.0 |
| Used household and office goods moving, except local..... | | 484210-2 | 06/92 | 172.7 | 172.4 | 175.1 | 2.9 | 1.6 |
| Used household and office goods moving, local..... | | 484210-4 | 12/03 | 108.2 | 108.2 | 108.2 | -0.6 | 0.0 |
| Other receipts..... | | 484210-SM | 12/03 | 111.4 | - | 112.2 | 0.9 | - |
| Specialized frgt (exc used) trucking, local..... | 48422 | | 12/03 | 124.3 | 126.5 | 126.6 | 2.5 | 0.1 |
| Other specialized trucking, local..... | 484220 | | 12/03 | 124.4 | 126.5 | 126.6 | 2.5 | 0.1 |
| Primary services..... | | 484220-P | 06/93 | 151.8 | 154.5 | 154.6 | 2.1 | 0.1 |
| Specialized freight (except used goods) trucking, local..... | | 484220-3 | 06/93 | 151.8 | 154.5 | 154.6 | 2.1 | 0.1 |
| Other receipts..... | | 484220-SM | 12/03 | 121.7 | 122.0 | 123.6 | 8.8 | 1.3 |
| Specialized frgt (exc used) trucking, ldist..... | 48423 | | 12/03 | 113.3 | 115.0 | 115.6 | 1.7 | 0.5 |
| Other specialized trucking, long-distance..... | 484230 | | 12/03 | 113.3 | 115.0 | 115.6 | 1.7 | 0.5 |
| Primary services..... | | 484230-P | 06/01 | 115.3 | 117.2 | 117.7 | 1.6 | 0.4 |
| Specialized freight (except used goods) trucking, long-distance..... | | 484230-6 | 06/01 | 115.3 | 117.2 | 117.7 | 1.6 | 0.4 |
| Other receipts..... | | 484230-SM | 12/03 | 116.0 | 116.6 | 118.1 | 3.2 | 1.3 |
| Pipeline transportation of crude oil..... | 4861 | | 12/03 | 143.1 | 172.7 | 177.4 | 25.8 | 2.7 |
| Pipeline transportation of crude oil..... | 48611 | | 12/03 | 143.1 | 172.7 | 177.4 | 25.8 | 2.7 |
| Pipeline transportation of crude oil..... | 486110 | | 06/86 | 158.6 | 191.4 | 196.6 | 25.8 | 2.7 |
| Primary services..... | | 486110-P | 06/86 | 157.9 | 191.3 | 196.7 | 26.3 | 2.8 |
| Pipeline transportation of crude oil..... | | 486110-3 | 06/86 | 153.2 | 185.7 | 190.8 | 26.4 | 2.7 |
| Trans-Alaskan Pipeline System transportation..... | | 486110-311 | 06/86 | 106.3 | 109.0 | 109.0 | -10.0 | 0.0 |
| Pipeline transportation of crude petroleum, except on the TAPS..... | | 486110-312 | 06/86 | 194.6 | 245.9 | 254.3 | 38.5 | 3.4 |
| Other receipts..... | | 486110-SM | 06/86 | 172.9 | 172.9 | 172.9 | 5.2 | 0.0 |
| Other pipeline transportation..... | 4869 | | 12/03 | 133.1 | 134.3 | 133.6 | 7.0 | -0.5 |
| Pipeline trans of ref petroleum products..... | 48691 | | 12/03 | 133.1 | 134.3 | 133.6 | 7.0 | -0.5 |
| Refined petroleum product pipeline transport..... | 486910 | | 06/86 | 152.4 | 153.6 | 152.9 | 7.0 | -0.5 |
| Primary services..... | | 486910-P | 06/86 | 152.6 | 153.9 | 153.2 | 7.1 | -0.5 |
| Pipeline transportation of refined petroleum products..... | | 486910-1 | 06/86 | 154.8 | 156.1 | 155.4 | 7.0 | -0.4 |
| Transportation support activities..... | 488 | | 12/03 | 108.2 | 108.8 | 109.1 | 0.1 | 0.3 |
| Air transportation support activities..... | 4881 | | 12/96 | 151.1 | 152.4 | 152.9 | 3.5 | 0.3 |
| Airport operations..... | 48811 | | 12/03 | 120.0 | 121.2 | 121.7 | 5.1 | 0.4 |
| Other airport operations..... | 488119 | | 12/03 | 120.0 | 121.2 | 121.7 | 5.0 | 0.4 |
| Primary services..... | | 488119-P | 06/92 | 165.6 | 168.2 | 168.9 | 4.3 | 0.4 |
| Lease space for concessions..... | | 488119-1 | 06/92 | 128.0 | 128.6 | 135.1 | -15.3 | 5.1 |
| Other airport services..... | | 488119-4 | 06/07 | 111.6 | 113.5 | 113.5 | 6.3 | 0.0 |
| Other receipts..... | | 488119-SM | 06/92 | 180.3 | 180.7 | 181.5 | 6.2 | 0.4 |
| Other air transportation support activities..... | 48819 | | 12/03 | 118.4 | 119.2 | 119.5 | 2.0 | 0.3 |
| Other support activities for air transport..... | 488190 | | 12/03 | 118.4 | 119.2 | 119.5 | 2.0 | 0.3 |
| Primary services..... | | 488190-P | 06/92 | 151.2 | 152.2 | 152.5 | 1.5 | 0.2 |
| Other air transportation support activities..... | | 488190-5 | 06/07 | 104.9 | 105.7 | 105.9 | 1.5 | 0.2 |
| Other receipts..... | | 488190-SM | 06/92 | 148.3 | 149.2 | 150.5 | 5.6 | 0.9 |
| Water transportation support activities..... | 4883 | | 12/03 | 117.1 | 117.7 | 118.4 | 0.9 | 0.6 |
| Port and harbor operations..... | 48831 | | 12/03 | 121.5 | 122.1 | 125.8 | 4.3 | 3.0 |
| Port and harbor operations..... | 488310 | | 12/03 | 121.5 | 122.1 | 125.8 | 4.3 | 3.0 |
| Primary services..... | | 488310-P | 12/03 | 122.2 | 122.8 | 126.6 | 3.9 | 3.1 |

See footnotes at end of table.

Table 5. Producer price indexes for the net output of selected industries and their products, not seasonally adjusted — Continued

| Industry and product ¹ | Industry code | Product code | Index base | Index | | | Percent change to Apr. 2010 from: | |
|--|---------------|--------------|------------|------------------------|------------------------|------------------------|-----------------------------------|-----------|
| | | | | Dec. 2009 ² | Mar. 2010 ² | Apr. 2010 ² | Apr. 2009 | Mar. 2010 |
| Port and harbor operations - Continued | | | | | | | | |
| Port and harbor services..... | | 488310-1 | 12/03 | 122.2 | 122.8 | 126.6 | 3.9 | 3.1 |
| Marine cargo handling..... | 48832 | | 12/03 | 115.8 | 116.6 | 116.3 | 3.7 | -0.3 |
| Marine cargo handling..... | 488320 | | 12/91 | 130.4 | 131.3 | 131.0 | 3.8 | -0.2 |
| Primary services..... | | 488320-P | 12/91 | 130.8 | 131.8 | 130.6 | 3.2 | -0.9 |
| Movement of containers..... | | 488320-8 | 12/98 | 117.8 | 119.3 | 117.4 | 4.1 | -1.6 |
| Other marine cargo handling..... | | 488320-9 | 12/98 | 120.4 | 120.1 | 120.6 | 1.2 | 0.4 |
| Other receipts..... | | 488320-SM | 12/91 | 140.1 | 139.8 | 152.1 | 11.8 | 8.8 |
| Navigational services to shipping..... | 48833 | | 12/03 | 117.6 | 117.6 | 118.3 | -7.7 | 0.6 |
| Navigational services to shipping..... | 488330 | | 12/92 | 154.3 | 154.3 | 155.1 | -7.7 | 0.5 |
| Primary services..... | | 488330-P | 12/92 | 156.9 | 156.9 | 157.7 | -7.7 | 0.5 |
| Navigational services to shipping and salvage..... | | 488330-1 | 12/92 | 156.9 | 156.9 | 157.7 | -7.7 | 0.5 |
| Freight transportation arrangement..... | 4885 | | 12/96 | 93.1 | 93.4 | 93.5 | -2.9 | 0.1 |
| Freight transportation arrangement..... | 48851 | | 12/96 | 93.1 | 93.4 | 93.5 | -2.9 | 0.1 |
| Freight transportation arrangement..... | 488510 | | 12/94 | 95.0 | 95.3 | 95.4 | -2.9 | 0.1 |
| Primary services..... | | 488510-P | 12/94 | 94.8 | 95.1 | 95.2 | -3.0 | 0.1 |
| Freight forwarding..... | | 488510-1 | 12/94 | 88.3 | 88.1 | 88.0 | -7.1 | -0.1 |
| Arrangement of freight and cargo n.e.c..... | | 488510-2 | 12/94 | 101.0 | 101.7 | 102.0 | 0.7 | 0.3 |
| Postal service..... | 491 | | 06/89 | 186.8 | 187.7 | 187.7 | 3.4 | 0.0 |
| Postal service..... | 4911 | | 06/89 | 186.8 | 187.7 | 187.7 | 3.4 | 0.0 |
| Postal service..... | 49111 | | 06/89 | 186.8 | 187.7 | 187.7 | 3.4 | 0.0 |
| Postal service..... | 491110 | | 06/89 | 186.8 | 187.7 | 187.7 | 3.4 | 0.0 |
| Primary services..... | | 491110-P | 06/89 | 186.8 | 187.7 | 187.7 | 3.4 | 0.0 |
| First class mail..... | | 491110-1 | 06/89 | 170.9 | 171.8 | 171.8 | 3.9 | 0.0 |
| Letter mail..... | | 491110-111 | 06/89 | 163.2 | 163.2 | 163.2 | 3.9 | 0.0 |
| Post cards..... | | 491110-112 | 06/89 | 186.3 | 186.3 | 186.3 | 3.4 | 0.0 |
| Priority mail..... | | 491110-113 | 06/89 | 227.7 | 236.5 | 236.5 | 3.9 | 0.0 |
| Periodicals (second class mail)..... | | 491110-2 | 06/89 | 225.1 | 225.1 | 225.1 | 1.7 | 0.0 |
| In county mail..... | | 491110-211 | 06/89 | 171.6 | 171.6 | 171.6 | 3.9 | 0.0 |
| Regular rate mail..... | | 491110-212 | 06/89 | 229.5 | 229.5 | 229.5 | 1.8 | 0.0 |
| Nonprofit rate mail..... | | 491110-213 | 06/89 | 220.7 | 220.7 | 220.7 | 0.7 | 0.0 |
| Classroom rate mail..... | | 491110-214 | 06/89 | 144.8 | 144.8 | 144.8 | -3.2 | 0.0 |
| Periodical mailing fees..... | | 491110-299 | 06/89 | 131.4 | 131.4 | 131.4 | 7.1 | 0.0 |
| Standard class A (third class mail)..... | | 491110-3 | 06/89 | 218.4 | 218.4 | 218.4 | 1.8 | 0.0 |
| Regular bulk mail..... | | 491110-312 | 06/89 | 220.1 | 220.1 | 220.1 | 1.4 | 0.0 |
| Nonprofit bulk mail..... | | 491110-313 | 06/89 | 202.0 | 202.0 | 202.0 | 4.9 | 0.0 |
| Standard class A mailing fees..... | | 491110-399 | 06/89 | 308.3 | 308.3 | 308.3 | 2.8 | 0.0 |
| Standard class B (fourth class mail)..... | | 491110-4 | 06/89 | 218.3 | 223.9 | 223.9 | 5.8 | 0.0 |
| Parcel post..... | | 491110-411 | 06/89 | 250.4 | 261.0 | 261.0 | 6.4 | 0.0 |
| Bound printed matter..... | | 491110-412 | 06/89 | 156.6 | 156.6 | 156.6 | 2.2 | 0.0 |
| Special rate mail..... | | 491110-413 | 06/89 | 195.2 | 195.2 | 195.2 | 8.0 | 0.0 |
| Library rate mail..... | | 491110-414 | 06/89 | 285.3 | 285.3 | 285.3 | 7.5 | 0.0 |
| International mail..... | | 491110-5 | 06/89 | 158.3 | 159.0 | 159.0 | 4.5 | 0.0 |
| International air mail..... | | 491110-511 | 06/89 | 134.9 | 135.5 | 135.5 | 5.5 | 0.0 |
| International surface mail..... | | 491110-512 | 06/89 | 314.4 | 315.8 | 315.8 | 1.4 | 0.0 |
| Special services and fees..... | | 491110-6 | 06/89 | 217.2 | 217.2 | 217.2 | 3.7 | 0.0 |
| Special services..... | | 491110-611 | 06/89 | 223.1 | 223.1 | 223.1 | 4.2 | 0.0 |
| Domestic mail fees..... | | 491110-612 | 06/89 | 190.0 | 190.0 | 190.0 | 3.7 | 0.0 |
| Other services and fees..... | | 491110-613 | 06/89 | 214.1 | 214.1 | 214.1 | 2.0 | 0.0 |
| Express mail..... | | 491110-912 | 06/89 | 202.3 | 211.4 | 211.4 | 4.5 | 0.0 |
| Couriers and messengers..... | 492 | | 12/03 | 144.0 | 153.2 | 152.3 | 9.6 | -0.6 |
| Couriers..... | 4921 | | 12/03 | 146.5 | 156.3 | 155.4 | 10.3 | -0.6 |
| Couriers..... | 49211 | | 12/03 | 146.5 | 156.3 | 155.4 | 10.3 | -0.6 |
| Couriers..... | 492110 | | 12/03 | 146.5 | 156.3 | 155.4 | 10.3 | -0.6 |
| Primary services..... | | 492110-P | 12/03 | 146.7 | 156.6 | 155.7 | 10.3 | -0.6 |
| Standard courier services..... | | 492110-1 | 12/92 | 220.0 | 235.8 | 234.7 | 8.3 | -0.5 |
| Expedited courier services..... | | 492110-2 | 12/87 | 213.2 | 226.5 | 224.7 | 13.5 | -0.8 |
| Domestic expedited courier services..... | | 492110-201 | 12/98 | 187.4 | 198.7 | 197.8 | 14.5 | -0.5 |
| International expedited courier services..... | | 492110-202 | 12/98 | 180.8 | 193.3 | 189.9 | 10.2 | -1.8 |
| Other receipts..... | | 492110-SM | 12/03 | 124.9 | 124.7 | - | - | - |
| Local messengers and local delivery..... | 4922 | | 12/03 | 112.7 | 112.7 | 112.7 | -1.8 | 0.0 |
| Local messengers and local delivery..... | 49221 | | 12/03 | 112.7 | 112.7 | 112.7 | -1.8 | 0.0 |
| Local messengers and local delivery..... | 492210 | | 12/03 | 112.7 | 112.7 | 112.7 | -1.7 | 0.0 |

See footnotes at end of table.

Table 5. Producer price indexes for the net output of selected industries and their products, not seasonally adjusted — Continued

| Industry and product ¹ | Industry code | Product code | Index base | Index | | | Percent change to Apr. 2010 from: | |
|---|---------------|--------------|------------|------------------------|------------------------|------------------------|-----------------------------------|-----------|
| | | | | Dec. 2009 ² | Mar. 2010 ² | Apr. 2010 ² | Apr. 2009 | Mar. 2010 |
| Local messengers and local delivery - Continued | | | | | | | | |
| Primary services..... | | 492210-P | 12/92 | 145.8 | 145.8 | 145.8 | -1.8 | 0.0 |
| Local messengers and local delivery services..... | | 492210-1 | 12/92 | 145.8 | 145.8 | 145.8 | -1.8 | 0.0 |
| Warehousing and storage..... | 493 | | 12/06 | 107.2 | 105.0 | 105.9 | -1.1 | 0.9 |
| Warehousing and storage..... | 4931 | | 12/06 | 107.2 | 105.0 | 105.9 | -1.1 | 0.9 |
| General warehousing and storage..... | 49311 | | 12/03 | 112.2 | 109.1 | 110.2 | -1.8 | 1.0 |
| General warehousing and storage..... | 493110 | | 12/03 | 112.2 | 109.1 | 110.3 | -1.7 | 1.1 |
| Primary services..... | | 493110-P | 06/93 | 122.9 | 119.2 | 120.5 | -2.0 | 1.1 |
| General warehousing and storage services..... | | 493110-1 | 06/93 | 122.9 | 119.2 | 120.5 | -2.0 | 1.1 |
| Other receipts..... | | 493110-SM | 12/03 | - | - | 122.9 | -0.8 | - |
| Refrigerated warehousing and storage..... | 49312 | | 12/03 | 109.8 | 109.8 | 110.4 | 1.2 | 0.5 |
| Refrigerated warehousing and storage..... | 493120 | | 12/91 | 120.6 | 120.6 | 121.3 | 1.2 | 0.6 |
| Primary services..... | | 493120-P | 12/91 | 121.2 | 121.2 | 121.9 | 1.3 | 0.6 |
| Warehousing and storage of refrigerated goods..... | | 493120-2 | 12/91 | 121.3 | 121.3 | 122.1 | 1.3 | 0.7 |
| Farm product warehousing and storage..... | 49313 | | 12/03 | 107.2 | 107.2 | 107.2 | -0.3 | 0.0 |
| Farm product warehousing and storage..... | 493130 | | 12/92 | 124.6 | 124.7 | 124.7 | -0.2 | 0.0 |
| Primary services..... | | 493130-P | 12/92 | 122.7 | 122.7 | 122.7 | 0.1 | 0.0 |
| Farm product warehousing and storage services..... | | 493130-1 | 12/92 | 122.7 | 122.7 | 122.7 | 0.1 | 0.0 |
| Publishing industries, except Internet..... | 511 | | 12/03 | 109.7 | 110.2 | 110.2 | -1.3 | 0.0 |
| Newspaper, book, and directory publishers..... | 5111 | | 12/03 | 117.9 | 118.6 | 118.9 | 1.3 | 0.3 |
| Newspaper publishers..... | 51111 | | 12/79 | 468.5 | 468.5 | 468.4 | 1.0 | 0.0 |
| Newspaper publishers..... | 511110 | | 12/79 | 468.6 | 468.5 | 468.5 | 1.0 | 0.0 |
| Primary services..... | | 511110-P | 12/79 | 481.0 | 481.0 | 480.9 | 1.3 | 0.0 |
| Daily and Sunday newspaper subscriptions and single copy sales..... | | 511110-1 | 12/79 | 354.0 | 355.0 | 356.1 | 7.0 | 0.3 |
| Daily and Sunday newspaper advertising sales..... | | 511110-2 | 12/79 | 527.7 | 527.2 | 526.6 | -0.3 | -0.1 |
| Weekly and other newspaper subscriptions and single copy sales..... | | 511110-3 | 06/99 | 118.5 | 118.5 | 118.5 | 1.0 | 0.0 |
| Weekly and other newspaper advertising sales..... | | 511110-4 | 06/99 | 133.4 | 133.4 | 133.4 | 0.0 | 0.0 |
| Periodical publishers..... | 51112 | | 12/79 | 389.2 | 394.5 | 395.5 | 0.5 | 0.3 |
| Periodical publishers..... | 511120 | | 12/79 | 389.2 | 394.5 | 395.4 | 0.4 | 0.2 |
| Primary services..... | | 511120-P | 12/79 | 402.2 | 407.0 | 408.0 | 0.2 | 0.2 |
| General and consumer periodicals, subscriptions and single copy sales..... | | 511120-A | 12/06 | 103.4 | 103.0 | 103.2 | 2.5 | 0.2 |
| Specialized business and prof periodicals, subscriptions and single copy sales..... | | 511120-3 | 12/79 | 458.5 | 462.3 | 462.3 | 0.0 | 0.0 |
| Specialized business and prof periodicals, advertising..... | | 511120-4 | 12/79 | 437.5 | 444.4 | 444.4 | 1.7 | 0.0 |
| General and consumer periodicals, advertising..... | | 511120-6 | 12/79 | 541.3 | 554.6 | 557.2 | -1.5 | 0.5 |
| Other periodicals, including advertising periodicals, nec. . . . | | 511120-9 | 12/79 | 258.1 | 259.2 | 259.2 | 0.4 | 0.0 |
| Other receipts..... | | 511120-SM | 12/79 | 325.4 | - | 339.0 | 4.2 | - |
| Book publishers..... | 51113 | | 12/84 | 263.3 | 265.0 | 267.1 | 2.9 | 0.8 |
| Book publishers..... | 511130 | | 12/80 | 358.5 | 360.9 | 363.7 | 2.9 | 0.8 |
| Primary services..... | | 511130-P | 12/80 | 360.5 | 363.1 | 366.2 | 3.2 | 0.9 |
| General adult and juvenile book publishing..... | | 511130-E | 06/09 | 101.4 | 101.4 | 101.7 | - | 0.3 |
| General adult book publishing..... | | 511130-E1 | 06/09 | 102.5 | 102.1 | 102.4 | - | 0.3 |
| Juvenile book publishing..... | | 511130-E2 | 06/09 | 98.8 | 99.8 | 100.4 | - | 0.6 |
| Textbook publishing, including teachers' editions and workbooks..... | | 511130-1 | 12/80 | 598.3 | 602.7 | 617.4 | 4.7 | 2.4 |
| College textbook publishing..... | | 511130-1C | 12/80 | 644.2 | 648.4 | 631.9 | 2.4 | -2.5 |
| Elementary and high school textbook publishing..... | | 511130-1D | 12/02 | 133.1 | 134.1 | 140.7 | 5.8 | 4.9 |
| Technical, scientific, and professional book publishing..... | | 511130-3 | 12/80 | 397.9 | 407.1 | 403.9 | 3.4 | -0.8 |
| Religious book publishing..... | | 511130-4 | 12/80 | 216.4 | 216.3 | 216.1 | 1.3 | -0.1 |
| General reference book publishing..... | | 511130-7 | 12/80 | 206.3 | 204.4 | 206.1 | 1.6 | 0.8 |
| Other receipts..... | | 511130-SM | 12/80 | 337.0 | 336.7 | 336.7 | -0.1 | 0.0 |
| Directory and mailing list publishers..... | 51114 | | 12/03 | 113.8 | 113.9 | 114.1 | 1.4 | 0.2 |
| Directory and mailing list publishers..... | 511140 | | 12/03 | 113.8 | 113.9 | 114.1 | 1.4 | 0.2 |
| Primary services..... | | 511140-P | 12/03 | 113.7 | 113.8 | 114.0 | 1.4 | 0.2 |
| Telephone directory publishing..... | | 511140-1 | 09/84 | 271.1 | 271.4 | 272.1 | 1.9 | 0.3 |
| Catalog and directory (except telephone directory) publishing..... | | 511140-2 | 06/84 | 247.6 | - | 247.6 | 0.0 | - |
| Business service publication publishing, excluding directories and newsletters..... | | 511140-3 | 06/84 | 290.0 | 290.0 | 290.0 | 1.7 | 0.0 |
| Other directory and mailing list publishing..... | | 511140-4 | 12/03 | 107.2 | 107.2 | 107.2 | 0.0 | 0.0 |
| Other publishers..... | 51119 | | 12/03 | 109.1 | 109.4 | 109.4 | 0.2 | 0.0 |
| Greeting card publishers..... | 511191 | | 12/85 | 194.0 | 194.2 | 194.1 | 0.1 | -0.1 |

See footnotes at end of table.

Table 5. Producer price indexes for the net output of selected industries and their products, not seasonally adjusted — Continued

| Industry and product ¹ | Industry code | Product code | Index base | Index | | | Percent change to Apr. 2010 from: | |
|---|---------------|--------------|------------|------------------------|------------------------|------------------------|-----------------------------------|-----------|
| | | | | Dec. 2009 ² | Mar. 2010 ² | Apr. 2010 ² | Apr. 2009 | Mar. 2010 |
| Greeting card publishers - Continued | | | | | | | | |
| Primary services..... | | 511191-P | 12/85 | 214.1 | 214.2 | 214.2 | 0.1 | 0.0 |
| Greeting card publishing..... | | 511191-3 | 12/85 | 216.2 | 216.4 | 216.4 | 0.1 | 0.0 |
| Other receipts..... | | 511191-SM | 12/85 | 138.7 | 138.7 | 138.1 | -0.4 | -0.4 |
| All other publishers..... | 511199 | | 12/03 | 117.0 | 118.0 | 118.0 | 0.6 | 0.0 |
| Primary services..... | | 511199-P | 12/03 | 118.0 | 119.2 | 119.2 | 0.8 | 0.0 |
| Other miscellaneous publishing..... | | 511199-5 | 12/03 | 114.4 | 115.6 | 115.6 | 0.8 | 0.0 |
| Calendar, yearbook, and other miscellaneous publishing..... | | 511199-5399 | 12/03 | 121.4 | 121.5 | 121.5 | -0.3 | 0.0 |
| Other receipts..... | | 511199-SM | 12/03 | 109.7 | 109.4 | 109.5 | -0.2 | 0.1 |
| Software publishers..... | 5112 | | 12/03 | 94.6 | 94.8 | 94.4 | -5.6 | -0.4 |
| Software publishers..... | 51121 | | 12/03 | 94.6 | 94.8 | 94.4 | -5.6 | -0.4 |
| Software publishers..... | 511210 | | 12/97 | 89.4 | 89.6 | 89.2 | -5.6 | -0.4 |
| Primary services..... | | 511210-P | 12/97 | 89.9 | 90.2 | 89.8 | -5.4 | -0.4 |
| Software publishing, except games..... | | 511210-5 | 06/06 | 96.0 | 96.6 | 96.1 | -4.6 | -0.5 |
| Application software publishing..... | | 511210-502 | 12/97 | 96.7 | 97.8 | 97.3 | -0.1 | -0.5 |
| Desktop and portable device application software publishing..... | | 511210-50201 | 06/06 | 99.3 | 100.8 | 100.0 | -0.2 | -0.8 |
| Other application software publishing..... | | 511210-50202 | 06/06 | 103.3 | 104.0 | 103.9 | 0.0 | -0.1 |
| Technical support, training, and other services related to software publishing..... | | 511210-503 | 12/97 | 144.4 | 145.9 | 145.9 | 1.2 | 0.0 |
| Game software publishing..... | | 511210-6 | 12/97 | 25.0 | - | - | - | - |
| Other receipts..... | | 511210-SM | 12/97 | 66.1 | 63.5 | 63.4 | -11.9 | -0.2 |
| Broadcasting, except Internet..... | 515 | | 12/03 | 104.6 | 105.1 | 106.3 | 0.8 | 1.1 |
| Radio and television broadcasting..... | 5151 | | 06/01 | 94.0 | 94.1 | 94.5 | 1.2 | 0.4 |
| Radio broadcasting..... | 51511 | | 12/03 | 100.6 | 98.7 | 100.6 | 1.4 | 1.9 |
| Radio networks..... | 515111 | | 12/03 | 104.2 | 103.9 | 103.9 | -0.3 | 0.0 |
| Primary services..... | | 515111-P | 12/03 | 104.2 | 103.9 | 103.9 | -0.3 | 0.0 |
| Radio network and national syndication time sales and other services..... | | 515111-1 | 12/95 | 148.6 | 148.1 | 148.1 | -0.3 | 0.0 |
| Radio stations..... | 515112 | | 06/88 | 182.4 | 178.5 | 182.6 | 1.7 | 2.3 |
| Primary services..... | | 515112-P | 06/88 | 187.0 | 182.7 | 187.2 | 1.8 | 2.5 |
| Radio station time sales..... | | 515112-1 | 06/88 | 186.9 | 182.1 | 186.7 | 1.7 | 2.5 |
| Local radio station time sales..... | | 515112-101 | 12/95 | 142.1 | 138.6 | 142.0 | 2.0 | 2.5 |
| National and regional radio station time sales..... | | 515112-102 | 12/95 | 122.3 | 118.7 | 122.1 | 0.6 | 2.9 |
| Other receipts..... | | 515112-SM | 12/03 | 105.5 | 105.5 | 105.5 | 0.0 | 0.0 |
| Television broadcasting..... | 51512 | | 12/03 | 87.8 | 89.0 | 88.7 | 1.4 | -0.3 |
| Television broadcasting..... | 515120 | | 06/01 | 89.4 | 90.5 | 90.2 | 1.0 | -0.3 |
| Primary services..... | | 515120-P | 06/01 | 82.1 | 83.1 | 82.7 | 1.2 | -0.5 |
| Television advertising sales..... | | 515120-3 | 06/08 | 90.0 | 91.2 | 90.9 | 1.5 | -0.3 |
| Network compensation and other television broadcasting services..... | | 515120-4 | 06/08 | 98.2 | 98.0 | 95.6 | -1.6 | -2.4 |
| Other receipts..... | | 515120-SM | 06/01 | 82.6 | 82.6 | 82.6 | -0.8 | 0.0 |
| Cable networks..... | 5152 | | 12/03 | 112.9 | 113.6 | 115.4 | 0.3 | 1.6 |
| Cable networks..... | 51521 | | 12/03 | 113.0 | 113.7 | 115.6 | 0.5 | 1.7 |
| Cable and other subscription programming..... | 515210 | | 12/03 | 112.9 | 113.7 | 115.4 | 0.3 | 1.5 |
| Primary services..... | | 515210-P | 12/03 | 113.7 | 114.5 | 116.4 | 0.4 | 1.7 |
| Cable network advertising services..... | | 515210-1 | 06/93 | 183.9 | 180.7 | 187.2 | -2.2 | 3.6 |
| Cable network affiliate services..... | | 515210-2 | 06/93 | 164.6 | 169.5 | 169.5 | 3.0 | 0.0 |
| Telecommunications..... | 517 | | 12/03 | 100.9 | 100.5 | 100.3 | -0.5 | -0.2 |
| Wired telecommunications carriers..... | 5171 | | 06/99 | 91.0 | 90.9 | 90.8 | 0.2 | -0.1 |
| Wired telecommunications carriers..... | 51711 | | 12/03 | 105.0 | 104.9 | 104.7 | 0.2 | -0.2 |
| Wired telecommunications carriers..... | 517110 | | 12/03 | 105.0 | 104.9 | 104.7 | 0.2 | -0.2 |
| Primary products..... | | 517110-P | 12/03 | 105.0 | 104.9 | 104.7 | 0.2 | -0.2 |
| Local service, except private lines..... | | 517110-1 | 12/03 | 104.6 | 105.4 | 105.4 | 1.2 | 0.0 |
| Residence local service..... | | 517110-111 | 12/03 | 107.4 | 108.9 | 108.9 | 2.1 | 0.0 |
| Business local service..... | | 517110-112 | 12/03 | 101.8 | 101.8 | 101.8 | 0.1 | 0.0 |
| Coin local service..... | | 517110-113 | 12/03 | 99.4 | 99.4 | 99.4 | 0.0 | 0.0 |
| Other local service..... | | 517110-114 | 12/03 | 102.8 | 102.8 | 102.8 | 0.1 | 0.0 |
| Public switched toll service..... | | 517110-2 | 12/03 | 108.1 | 106.1 | 105.6 | -1.2 | -0.5 |
| Residence switched toll service..... | | 517110-21 | 12/03 | 142.0 | 140.1 | 139.2 | 5.1 | -0.6 |
| Intrastate residence switched toll service..... | | 517110-211 | 12/03 | 114.3 | 114.2 | 114.3 | 2.1 | 0.1 |
| Interstate residence switched toll service..... | | 517110-212 | 12/03 | 177.0 | 174.4 | 173.6 | 7.9 | -0.5 |
| International residence switched toll service..... | | 517110-213 | 12/03 | 113.5 | 110.7 | 108.1 | -3.6 | -2.3 |
| Business switched toll service..... | | 517110-22 | 12/03 | 67.2 | 64.9 | 64.8 | -14.1 | -0.2 |

See footnotes at end of table.

Table 5. Producer price indexes for the net output of selected industries and their products, not seasonally adjusted — Continued

| Industry and product ¹ | Industry code | Product code | Index base | Index | | | Percent change to Apr. 2010 from: | |
|---|---------------|--------------|------------|------------------------|------------------------|------------------------|-----------------------------------|-----------|
| | | | | Dec. 2009 ² | Mar. 2010 ² | Apr. 2010 ² | Apr. 2009 | Mar. 2010 |
| Wired telecommunications carriers - Continued | | | | | | | | |
| Business switched access toll service..... | | 517110-221 | 12/03 | 69.0 | 67.7 | 67.5 | -8.2 | -0.3 |
| Outbound business switched access toll service..... | | 517110-2211 | 12/03 | 71.4 | 70.2 | 69.8 | -2.2 | -0.6 |
| Intrastate business switched access toll service, outbound..... | | 517110-22111 | 12/03 | 92.4 | 92.2 | 92.1 | -0.3 | -0.1 |
| Interstate business switched access toll service, outbound..... | | 517110-22112 | 12/03 | 40.5 | 39.8 | 39.5 | -2.9 | -0.8 |
| International business switched access toll service, outbound..... | | 517110-22113 | 12/03 | 45.2 | 41.5 | 40.5 | -9.2 | -2.4 |
| Inbound business switched access toll service..... | | 517110-2212 | 12/03 | 64.8 | 63.2 | 63.6 | -16.6 | 0.6 |
| Intrastate business switched access toll service, inbound..... | | 517110-22121 | 12/03 | 90.6 | 90.6 | 90.9 | -1.0 | 0.3 |
| Interstate business switched access toll service, inbound..... | | 517110-22122 | 12/03 | 40.7 | 38.5 | 38.7 | -31.6 | 0.5 |
| International business switched access toll service, inbound..... | | 517110-22123 | 12/03 | 57.8 | 55.4 | 56.2 | -19.5 | 1.4 |
| Business special access switched toll service, except private lines..... | | 517110-222 | 12/03 | 63.3 | 59.0 | 58.9 | -25.9 | -0.2 |
| Outbound business special access switched toll service..... | | 517110-2221 | 12/03 | 59.7 | 56.9 | 56.7 | -25.3 | -0.4 |
| Intrastate business special access switched toll service, outbound..... | | 517110-22211 | 12/03 | 58.0 | 57.8 | 58.2 | -3.2 | 0.7 |
| Interstate business special access switched toll service, outbound..... | | 517110-22212 | 12/03 | 49.0 | 45.7 | 45.4 | -32.9 | -0.7 |
| International business special access switched toll service, outbound..... | | 517110-22213 | 12/03 | 90.4 | 87.3 | 87.2 | -7.5 | -0.1 |
| Inbound business special access switched toll service..... | | 517110-2222 | 12/03 | 72.8 | 64.4 | 64.2 | -27.6 | -0.3 |
| Intrastate business special access switched toll service, inbound..... | | 517110-22221 | 12/03 | 73.1 | 73.0 | 73.7 | -3.0 | 1.0 |
| Interstate business special access switched toll service, inbound..... | | 517110-22222 | 12/03 | 57.9 | 47.7 | 47.3 | -37.9 | -0.8 |
| International business special access switched toll service, inbound..... | | 517110-22223 | 12/03 | 47.3 | 44.8 | 44.5 | -7.1 | -0.7 |
| Other toll service..... | | 517110-29 | 12/03 | 64.5 | 64.5 | 64.3 | -1.4 | -0.3 |
| Private line service..... | | 517110-3 | 12/03 | 102.3 | 102.3 | 102.3 | 0.0 | 0.0 |
| Intrastate private line service..... | | 517110-31 | 12/03 | 107.2 | 107.2 | 107.2 | 0.0 | 0.0 |
| Other telephone services..... | | 517110-9 | 12/03 | 100.1 | 99.9 | 99.9 | -3.2 | 0.0 |
| Wireless telecommunications carriers..... | 5172 | | 12/03 | 72.3 | 71.0 | 70.5 | -4.5 | -0.7 |
| Wireless telecommunications carriers..... | 51721 | | 12/03 | 72.3 | 71.0 | 70.5 | -4.5 | -0.7 |
| Paging..... | 517211 | | 12/03 | 90.4 | 90.9 | 91.0 | 0.6 | 0.1 |
| Primary services..... | | 517211-P | 06/99 | 94.9 | 95.5 | 95.6 | 0.6 | 0.1 |
| Paging..... | | 517211-1 | 06/99 | 94.9 | 95.5 | 95.6 | 0.6 | 0.1 |
| Cellular and other wireless carriers..... | 517212 | | 06/99 | 66.3 | 65.0 | 64.6 | -4.6 | -0.6 |
| Primary services..... | | 517212-P | 06/99 | 65.5 | 64.3 | 63.8 | -4.6 | -0.8 |
| Cellular and other wireless telecommunications..... | | 517212-1 | 06/99 | 65.5 | 64.3 | 63.8 | -4.6 | -0.8 |
| Cable and other program distribution..... | 5175 | | 12/03 | 119.6 | 120.0 | 120.2 | 1.1 | 0.2 |
| Cable and other program distribution..... | 51751 | | 12/03 | 119.6 | 120.0 | 120.2 | 1.1 | 0.2 |
| Cable and other program distribution..... | 517510 | | 12/03 | 119.6 | 120.0 | 120.2 | 1.1 | 0.2 |
| Primary services..... | | 517510-P | 12/03 | 121.1 | 121.6 | 121.8 | 1.3 | 0.2 |
| Cable and satellite subscriber services..... | | 517510-1 | 06/93 | 163.2 | 163.9 | 164.1 | 1.4 | 0.1 |
| Local cable system advertising services..... | | 517510-2 | 06/93 | 157.9 | 157.3 | 157.8 | 0.1 | 0.3 |
| Other receipts..... | | 517510-SM | 12/03 | 108.8 | 108.8 | 108.8 | -1.0 | 0.0 |
| Internet service providers..... | 5181 | | 06/04 | 70.3 | 70.2 | 69.5 | -2.1 | -1.0 |
| Internet service providers..... | 51811 | | 06/04 | 70.3 | 70.2 | 69.5 | -2.1 | -1.0 |
| Internet service providers..... | 518111 | | 06/04 | 70.7 | 70.6 | 69.8 | -1.6 | -1.1 |
| Primary services..... | | 518111-P | 06/04 | 66.5 | 66.4 | 65.6 | -1.8 | -1.2 |
| Dial-up and asymmetric DSL Internet access..... | | 518111-1 | 06/04 | 60.6 | 60.6 | 60.6 | 0.0 | 0.0 |
| Leased line and symmetric DSL Internet access..... | | 518111-2 | 06/04 | 74.2 | 74.0 | 71.3 | -5.1 | -3.6 |
| Other Internet access and related services..... | | 518111-3 | 06/04 | 87.2 | 87.2 | 87.2 | 0.0 | 0.0 |
| Other receipts..... | | 518111-SM | 06/04 | 93.2 | 93.2 | 93.2 | 0.2 | 0.0 |
| Data processing and related services..... | 5182 | | 12/03 | 100.6 | 100.7 | 100.7 | -0.2 | 0.0 |
| Data processing and related services..... | 51821 | | 12/03 | 100.6 | 100.7 | 100.7 | -0.2 | 0.0 |
| Data processing and related services..... | 518210 | | 12/00 | 103.9 | 104.0 | 104.0 | -0.2 | 0.0 |
| Primary services..... | | 518210-P | 12/00 | 104.6 | 104.6 | 104.7 | -0.4 | 0.1 |
| Business process management services..... | | 518210-1 | 12/00 | 108.4 | 108.5 | 108.7 | 0.2 | 0.2 |
| Data management and storage, information transformation and other services..... | | 518210-4 | 12/00 | 104.4 | 104.5 | 104.6 | 0.2 | 0.1 |
| Hosting, ASP and other IT infrastructure provisioning services..... | | 518210-5 | 12/06 | 99.4 | 99.2 | 99.3 | -1.2 | 0.1 |

See footnotes at end of table.

Table 5. Producer price indexes for the net output of selected industries and their products, not seasonally adjusted — Continued

| Industry and product ¹ | Industry code | Product code | Index base | Index | | | Percent change to Apr. 2010 from: | |
|---|---------------|--------------|------------|------------------------|------------------------|------------------------|-----------------------------------|-----------|
| | | | | Dec. 2009 ² | Mar. 2010 ² | Apr. 2010 ² | Apr. 2009 | Mar. 2010 |
| Data processing and related services - Continued | | | | | | | | |
| Other receipts..... | | 518210-SM | 12/00 | 100.3 | 100.4 | 100.3 | 0.0 | -0.1 |
| Internet publishing and web search portals..... | 519130 | | 12/09 | 100.0 | 100.2 | 100.3 | - | 0.1 |
| Primary services..... | | 519130-P | 12/09 | 100.0 | 100.3 | 100.3 | - | 0.0 |
| Internet publishing and web search portals - advertising sales..... | | 519130-1 | 12/09 | 100.0 | 100.0 | 100.1 | - | 0.1 |
| Internet publishing and web search portals - search and textual advertising sales..... | | 519130-101 | 12/09 | 100.0 | 100.2 | 100.1 | - | -0.1 |
| Internet publishing and web search portals - display and other advertising sales..... | | 519130-102 | 12/09 | 100.0 | 99.9 | 100.1 | - | 0.2 |
| Internet publishing and web search portals - subscription, content access, and licensing sales..... | | 519130-2 | 12/09 | 100.0 | 100.7 | 100.7 | - | 0.0 |
| Other receipts..... | | 519130-SM | 12/09 | 100.0 | 100.0 | 100.0 | - | 0.0 |
| Depository credit intermediation..... | 5221 | | 12/03 | 100.6 | 96.3 | 103.5 | 8.4 | 7.5 |
| Commercial banking..... | 52211 | | 12/03 | 100.9 | 95.9 | 104.0 | 9.1 | 8.4 |
| Commercial banking..... | 522110 | | 12/03 | 100.9 | 95.9 | 104.0 | 9.1 | 8.4 |
| Primary services..... | | 522110-P | 12/03 | 100.9 | 95.9 | 104.0 | 9.1 | 8.4 |
| Loan services..... | | 522110-1 | 12/03 | 119.0 | 115.8 | 132.0 | 45.7 | 14.0 |
| Residential real estate loans, except home equity..... | | 522110-101 | 12/03 | 93.9 | 94.1 | 96.1 | 28.8 | 2.1 |
| Nonresidential real estate loans..... | | 522110-102 | 12/03 | 161.1 | 147.1 | 170.3 | 49.8 | 15.8 |
| Home equity loans..... | | 522110-103 | 12/03 | 87.1 | 83.1 | 103.1 | 86.4 | 24.1 |
| Commercial, industrial, and agricultural loans, except real estate..... | | 522110-105 | 12/03 | 97.7 | 97.9 | 120.9 | 75.0 | 23.5 |
| New and used auto and truck loans..... | | 522110-106 | 12/03 | 167.0 | 155.6 | 180.7 | 17.2 | 16.1 |
| Credit cards, overdraft credit, and related plans..... | | 522110-107 | 12/03 | 118.2 | 119.4 | 131.5 | 31.1 | 10.1 |
| Other loan services..... | | 522110-108 | 12/03 | 104.6 | 106.1 | 115.7 | 22.7 | 9.0 |
| Deposit services..... | | 522110-2 | 12/03 | 84.1 | 75.9 | 77.7 | -22.1 | 2.4 |
| Trust services..... | | 522110-3 | 12/03 | 99.7 | 103.8 | 106.5 | 1.9 | 2.6 |
| Other banking services..... | | 522110-4 | 12/03 | 111.6 | 111.8 | 111.8 | 3.9 | 0.0 |
| Savings institutions..... | 52212 | | 12/03 | 100.2 | 99.4 | 101.2 | 3.9 | 1.8 |
| Savings institutions..... | 522120 | | 12/03 | 100.2 | 99.4 | 101.2 | 3.9 | 1.8 |
| Primary services..... | | 522120-P | 12/03 | 100.3 | 99.6 | 101.3 | 3.8 | 1.7 |
| Loan services..... | | 522120-1 | 12/03 | 97.7 | 99.5 | 105.1 | 50.8 | 5.6 |
| Residential real estate loans, except home equity..... | | 522120-101 | 12/03 | 108.2 | 111.5 | 113.3 | 36.5 | 1.6 |
| Nonresidential real estate loans..... | | 522120-102 | 12/03 | 136.5 | 139.6 | 148.8 | 92.0 | 6.6 |
| Home equity loans..... | | 522120-103 | 12/03 | 123.4 | 125.3 | 134.3 | 81.2 | 7.2 |
| Commercial, industrial, and agricultural loans, except real estate..... | | 522120-105 | 12/03 | 100.4 | 95.6 | 109.0 | 23.2 | 14.0 |
| New and used auto and truck loans..... | | 522120-106 | 12/03 | 101.5 | 104.7 | 123.1 | 37.1 | 17.6 |
| Other loan services..... | | 522120-108 | 12/03 | 83.7 | 86.4 | 95.3 | 12.4 | 10.3 |
| Deposit services..... | | 522120-2 | 12/03 | 101.9 | 97.8 | 94.6 | -28.4 | -3.3 |
| Other banking services..... | | 522120-3 | 12/03 | 134.7 | 135.0 | 134.9 | -1.5 | -0.1 |
| Security, commodity contracts and like activity..... | 523 | | 12/03 | 116.5 | 116.9 | 118.1 | 8.2 | 1.0 |
| Scrtcy and comdty contracts intermed and brokerage..... | 5231 | | 06/00 | 90.8 | 90.4 | 90.1 | 0.7 | -0.3 |
| Investment banking & securities dealing..... | 52311 | | 12/03 | 117.3 | 119.4 | 117.0 | -1.9 | -2.0 |
| Investment banking and securities dealing..... | 523110 | | 12/03 | 117.0 | 119.1 | 116.7 | -1.9 | -2.0 |
| Primary services..... | | 523110-P | 12/03 | 120.8 | 123.5 | 120.3 | -2.4 | -2.6 |
| Dealer transactions..... | | 523110-2 | 06/00 | 84.0 | 83.9 | 81.3 | -11.3 | -3.1 |
| Dealer transactions, market making in over-the-counter equities..... | | 523110-201 | 06/05 | 93.9 | 88.9 | 78.8 | -41.5 | -11.4 |
| Dealer transactions, debt securities and all other trading..... | | 523110-202 | 06/00 | 125.7 | 125.8 | 122.2 | -9.9 | -2.9 |
| Investment banking services..... | | 523110-3 | 06/00 | 107.4 | 111.3 | 115.2 | 21.6 | 3.5 |
| Other securities dealing services..... | | 523110-4 | 12/03 | 64.7 | 80.6 | 62.5 | 18.1 | -22.5 |
| Securities brokerage..... | 52312 | | 12/03 | 102.5 | 99.9 | 101.2 | 3.3 | 1.3 |
| Securities brokerage..... | 523120 | | 12/03 | 102.4 | 99.8 | 101.1 | 3.2 | 1.3 |
| Primary services..... | | 523120-P | 12/03 | 103.0 | 99.8 | 101.2 | 3.7 | 1.4 |
| Brokerage services..... | | 523120-1 | 06/00 | 98.1 | 92.6 | 94.0 | -0.7 | 1.5 |
| Brokerage services, exchange-listed equities..... | | 523120-101 | 06/00 | 99.0 | 90.4 | 92.4 | -2.8 | 2.2 |
| Brokerage services, all other securities..... | | 523120-102 | 06/00 | 96.5 | 95.2 | 95.7 | 2.0 | 0.5 |
| Other securities related services including margin lending and mutual fund sales..... | | 523120-4 | 06/00 | 77.4 | 78.1 | 79.0 | 11.0 | 1.2 |
| Other receipts..... | | 523120-SM | 12/03 | 97.1 | - | - | - | - |
| Portfolio management..... | 52392 | | 12/03 | 129.2 | 131.7 | 136.7 | 28.1 | 3.8 |
| Portfolio management..... | 523920 | | 06/02 | 127.6 | 130.0 | 135.0 | 28.1 | 3.8 |
| Primary services..... | | 523920-P | 06/02 | 134.7 | 137.3 | 142.4 | 28.1 | 3.7 |
| Mutual fund management..... | | 523920-1 | 06/02 | 143.2 | 142.6 | 148.8 | 31.7 | 4.3 |

See footnotes at end of table.

Table 5. Producer price indexes for the net output of selected industries and their products, not seasonally adjusted — Continued

| Industry and product ¹ | Industry code | Product code | Index base | Index | | | Percent change to Apr. 2010 from: | |
|---|---------------|--------------|------------|------------------------|------------------------|------------------------|-----------------------------------|-----------|
| | | | | Dec. 2009 ² | Mar. 2010 ² | Apr. 2010 ² | Apr. 2009 | Mar. 2010 |
| Portfolio management - Continued | | | | | | | | |
| Private portfolio management..... | | 523920-2 | 06/02 | 128.3 | 132.6 | 137.1 | 25.9 | 3.4 |
| Investment advice..... | 52393 | | 12/03 | 133.8 | 133.6 | 133.9 | -0.7 | 0.2 |
| Investment advice..... | 523930 | | 12/03 | 133.8 | 133.6 | 133.9 | -0.7 | 0.2 |
| Primary services..... | | 523930-P | 06/02 | 139.4 | 138.3 | 138.3 | -1.8 | 0.0 |
| Investment advice..... | | 523930-1 | 06/02 | 139.4 | 138.3 | 138.3 | -1.8 | 0.0 |
| Insurance carriers and related activities..... | 524 | | 12/03 | 114.7 | 116.0 | 116.1 | 2.8 | 0.1 |
| Insurance carriers..... | 5241 | | 12/03 | 114.8 | 116.2 | 116.3 | 2.9 | 0.1 |
| Direct life/health/medical insurance carriers..... | 52411 | | 12/03 | 117.6 | 119.6 | 119.9 | 3.6 | 0.3 |
| Direct life insurance carriers..... | 524113 | | 12/98 | 109.1 | 109.5 | 109.7 | 0.9 | 0.2 |
| Primary services..... | | 524113-P | 12/98 | 108.9 | 109.3 | 109.5 | 0.9 | 0.2 |
| Life insurance policies..... | | 524113-1 | 12/98 | 103.7 | 103.9 | 103.9 | -0.1 | 0.0 |
| Individual life insurance policies..... | | 524113-101 | 12/98 | 108.9 | 109.2 | 109.2 | 0.2 | 0.0 |
| Term life insurance policies..... | | 524113-10101 | 12/98 | 112.1 | 112.2 | 112.8 | 2.1 | 0.5 |
| Whole life insurance policies..... | | 524113-10102 | 12/98 | 111.0 | 111.3 | 111.3 | 0.1 | 0.0 |
| Universal life insurance policies..... | | 524113-10103 | 12/98 | 107.2 | 107.7 | 107.5 | -0.5 | -0.2 |
| Other individual life insurance policies..... | | 524113-10104 | 12/98 | 107.0 | 106.8 | 106.8 | -0.9 | 0.0 |
| Group life insurance policies..... | | 524113-102 | 12/98 | 92.3 | 91.9 | 91.9 | -1.2 | 0.0 |
| Annuities..... | | 524113-2 | 12/98 | 136.0 | 136.9 | 138.1 | 5.5 | 0.9 |
| Variable deferred annuities..... | | 524113-201 | 12/98 | 147.4 | 148.4 | 148.9 | 3.5 | 0.3 |
| Fixed-rate deferred annuities..... | | 524113-202 | 12/98 | 134.9 | 136.8 | 138.8 | 7.3 | 1.5 |
| Immediate annuities..... | | 524113-203 | 12/98 | 123.9 | 123.0 | 123.7 | 6.3 | 0.6 |
| Disability insurance policies..... | | 524113-3 | 06/06 | 99.9 | 100.8 | 100.8 | 0.1 | 0.0 |
| Direct health and medical insurance carriers..... | 524114 | | 12/02 | 139.2 | 142.8 | 143.1 | 5.3 | 0.2 |
| Primary services..... | | 524114-P | 12/02 | 140.5 | 144.1 | 144.4 | 5.3 | 0.2 |
| Medical service plans..... | | 524114-1 | 12/02 | 144.6 | 148.5 | 148.8 | 5.5 | 0.2 |
| Comprehensive medical service plans..... | | 524114-101 | 12/02 | 143.4 | 147.3 | 147.7 | 5.8 | 0.3 |
| Group managed care medical service plans..... | | 524114-10101 | 12/02 | 141.2 | 145.3 | 145.9 | 5.8 | 0.4 |
| Group fee-for-service medical service plans..... | | 524114-10102 | 12/02 | 148.6 | 152.4 | 152.4 | 6.3 | 0.0 |
| Individual comprehensive medical service plans..... | | 524114-10103 | 12/02 | 187.8 | 192.1 | 193.0 | 3.5 | 0.5 |
| Non-comprehensive medical service plans..... | | 524114-103 | 06/07 | 104.0 | 105.7 | 105.7 | 2.2 | 0.0 |
| Dental service plans..... | | 524114-10301 | 12/02 | 117.0 | 118.9 | 118.9 | 2.3 | 0.0 |
| Supplemental Medicare service plans..... | | 524114-10302 | 12/02 | 117.4 | 118.9 | 118.9 | 1.6 | 0.0 |
| Other medical service plans..... | | 524114-10303 | 12/02 | 139.5 | 142.3 | 142.5 | 3.2 | 0.1 |
| Health insurance..... | | 524114-2 | 12/02 | 107.9 | 107.9 | 107.9 | 0.2 | 0.0 |
| Other direct insurance carriers..... | 52412 | | 12/98 | 128.2 | 128.5 | 128.2 | 1.7 | -0.2 |
| Direct property and casualty insurers..... | 524126 | | 06/98 | 128.3 | 128.6 | 128.3 | 1.7 | -0.2 |
| Primary services..... | | 524126-P | 06/98 | 128.4 | 128.7 | 128.4 | 1.7 | -0.2 |
| Private passenger auto insurance..... | | 524126-1 | 06/98 | 133.6 | 134.0 | 134.3 | 2.9 | 0.2 |
| Homeowner's insurance..... | | 524126-2 | 06/98 | 166.8 | 166.2 | 166.5 | 3.4 | 0.2 |
| Commercial auto insurance..... | | 524126-3 | 06/98 | 113.1 | 113.4 | 112.9 | 0.4 | -0.4 |
| Non-auto liability insurance..... | | 524126-4 | 06/98 | 114.7 | 114.5 | 114.6 | -0.1 | 0.1 |
| Medical malpractice insurance..... | | 524126-402 | 06/98 | 124.1 | 123.4 | 123.4 | -1.0 | 0.0 |
| Product and other non-auto liability insurance..... | | 524126-403 | 06/98 | 112.2 | 112.2 | 112.3 | 0.3 | 0.1 |
| Commercial multiple peril insurance..... | | 524126-5 | 06/98 | 112.0 | 112.3 | 112.1 | 0.8 | -0.2 |
| Worker's compensation insurance..... | | 524126-6 | 06/98 | 110.6 | 110.2 | 110.5 | -1.9 | 0.3 |
| Other property and casualty insurance..... | | 524126-7 | 12/03 | 111.8 | 112.3 | 109.7 | -1.4 | -2.3 |
| Insurance agencies and brokerages..... | 52421 | | 12/03 | 103.8 | 103.9 | 103.9 | 0.3 | 0.0 |
| Insurance agencies and brokerages..... | 524210 | | 12/02 | 107.5 | 107.6 | 107.5 | 0.3 | -0.1 |
| Primary services..... | | 524210-P | 12/02 | 107.9 | 108.0 | 108.0 | 0.3 | 0.0 |
| Sale of property and casualty insurance..... | | 524210-1 | 12/02 | 106.1 | 106.2 | 106.1 | 0.4 | -0.1 |
| Sale of personal property and casualty insurance..... | | 524210-101 | 06/09 | 100.2 | 100.2 | 100.1 | - | -0.1 |
| Sale of private passenger auto insurance..... | | 524210-10101 | 12/02 | 101.4 | 101.3 | 101.2 | 0.0 | -0.1 |
| Sale of homeowner's insurance..... | | 524210-10102 | 12/02 | 108.4 | 108.5 | 108.7 | 0.6 | 0.2 |
| Sale of other personal property and casualty insurance..... | | 524210-10103 | 06/09 | 100.1 | 100.7 | 99.7 | - | -1.0 |
| Sale of commercial property and casualty insurance..... | | 524210-102 | 12/02 | 109.4 | 109.6 | 109.7 | 0.6 | 0.1 |
| Sale of life insurance and annuities..... | | 524210-2 | 12/02 | 102.0 | 102.0 | 102.0 | 0.4 | 0.0 |
| Sale of health and medical insurance..... | | 524210-3 | 12/02 | 122.1 | 122.2 | 122.2 | 0.7 | 0.0 |
| Sale of other insurance..... | | 524210-4 | 12/02 | 101.6 | 101.6 | 101.6 | -1.0 | 0.0 |
| Other receipts..... | | 524210-SM | 12/02 | 101.0 | 101.0 | 101.0 | 0.0 | 0.0 |
| Lessors of nonres bldg (exc miniwarehouse)..... | 53112 | | 12/03 | 109.9 | 109.2 | 108.3 | -0.5 | -0.8 |
| Lessors of nonresidential buildings..... | 531120 | | 12/95 | 128.5 | 127.7 | 126.7 | -0.5 | -0.8 |
| Primary services..... | | 531120-P | 12/95 | 125.0 | 124.1 | 123.0 | -0.8 | -0.9 |
| Lessors of shopping centers and retail stores..... | | 531120-1 | 12/95 | 116.2 | 115.4 | 114.5 | 0.0 | -0.8 |
| Leasing of open shopping centers..... | | 531120-104 | 12/02 | 112.2 | 113.9 | 114.0 | 1.7 | 0.1 |

See footnotes at end of table.

Table 5. Producer price indexes for the net output of selected industries and their products, not seasonally adjusted — Continued

| Industry and product ¹ | Industry code | Product code | Index base | Index | | | Percent change to Apr. 2010 from: | |
|--|---------------|--------------|------------|------------------------|------------------------|------------------------|-----------------------------------|-----------|
| | | | | Dec. 2009 ² | Mar. 2010 ² | Apr. 2010 ² | Apr. 2009 | Mar. 2010 |
| Lessors of nonresidential buildings - Continued | | | | | | | | |
| Leasing of enclosed shopping centers..... | | 531120-105 | 12/02 | 105.4 | 99.8 | 97.1 | -3.9 | -2.7 |
| Lessors of professional and office buildings..... | | 531120-2 | 12/95 | 134.5 | 133.8 | 132.9 | 0.7 | -0.7 |
| Lessors of manufacturing and industrial buildings..... | | 531120-3 | 12/95 | 108.2 | 110.3 | 106.1 | -13.9 | -3.8 |
| Lessors of other nonresidential buildings and facilities..... | | 531120-7 | 12/02 | 118.7 | 110.6 | 111.8 | 4.3 | 1.1 |
| Lessors of miniwarehouse and self storage units..... | 53113 | | 12/03 | 112.6 | 109.8 | 109.9 | -2.3 | 0.1 |
| Lessors of miniwarehouses and self-storage units..... | 531130 | | 12/03 | 112.6 | 109.8 | 109.9 | -2.2 | 0.1 |
| Primary services..... | | 531130-P | 06/93 | 169.9 | 165.6 | 165.7 | -2.4 | 0.1 |
| Leasing of miniwarehouses and self-storage units..... | | 531130-1 | 06/93 | 169.9 | 165.6 | 165.7 | -2.4 | 0.1 |
| Other receipts..... | | 531130-SM | 12/03 | 111.7 | 111.7 | 111.7 | 0.0 | 0.0 |
| Offices of real estate agents and brokers..... | 5312 | | 12/03 | 101.9 | 100.8 | 100.1 | -1.8 | -0.7 |
| Offices of real estate agents and brokers..... | 53121 | | 12/03 | 101.9 | 100.8 | 100.1 | -1.8 | -0.7 |
| Offices of real estate agents and brokers..... | 531210 | | 12/03 | 101.9 | 100.7 | 100.0 | -1.9 | -0.7 |
| Primary services..... | | 531210-P | 12/03 | 101.9 | 100.8 | 100.0 | -1.9 | -0.8 |
| Real estate brokerage, residential property sales and leases..... | | 531210-1 | 12/95 | 132.1 | 130.5 | 129.7 | -1.8 | -0.6 |
| Real estate brokerage, nonresidential property sales and leases including land sales and leases..... | | 531210-6 | 12/06 | 100.0 | 99.3 | 98.3 | -1.7 | -1.0 |
| Real estate brokerage, nonresidential property sales including land sales..... | | 531210-601 | 12/09 | 100.0 | 98.7 | 96.8 | - | -1.9 |
| Real estate brokerage, nonresidential property leases including land leases..... | | 531210-602 | 12/09 | 100.0 | 100.1 | 100.5 | - | 0.4 |
| Real estate property managers..... | 53131 | | 12/03 | 109.3 | 107.1 | 107.9 | -1.2 | 0.7 |
| Residential property managers..... | 531311 | | 12/03 | 112.3 | 111.6 | 111.3 | 0.5 | -0.3 |
| Primary services..... | | 531311-P | 12/03 | 113.1 | 112.2 | 111.9 | 0.6 | -0.3 |
| Residential property management services..... | | 531311-1 | 12/95 | 118.2 | 117.2 | 116.9 | 0.7 | -0.3 |
| Nonresidential property managers..... | 531312 | | 12/03 | 104.5 | 100.2 | 102.7 | -3.7 | 2.5 |
| Primary services..... | | 531312-P | 12/03 | 104.5 | 100.2 | 102.7 | -3.7 | 2.5 |
| Nonresidential property management services..... | | 531312-1 | 12/95 | 116.1 | 111.2 | 114.0 | -3.7 | 2.5 |
| Offices of real estate appraisers..... | 531320 | | 12/03 | 93.8 | 94.6 | 94.6 | -0.1 | 0.0 |
| Primary services..... | | 531320-P | 12/03 | 95.1 | 96.0 | 96.0 | 0.0 | 0.0 |
| Real estate appraisal services..... | | 531320-1 | 12/95 | 101.6 | 102.6 | 102.6 | 0.0 | 0.0 |
| Automotive equipment rental and leasing..... | 5321 | | 06/01 | 129.8 | 131.9 | 133.2 | -1.4 | 1.0 |
| Passenger car rental and leasing..... | 53211 | | 12/03 | 123.5 | 127.9 | 124.0 | -4.3 | -3.0 |
| Passenger car rental..... | 532111 | | 12/91 | 181.4 | 187.8 | 182.2 | -4.3 | -3.0 |
| Primary services..... | | 532111-P | 12/91 | 182.3 | 188.9 | 182.8 | -3.3 | -3.2 |
| Standard passenger car rental..... | | 532111-2 | 12/91 | 190.9 | 198.8 | 191.0 | -4.0 | -3.9 |
| Passenger car rental for business travel..... | | 532111-211 | 12/98 | 116.9 | 119.6 | 117.6 | -0.1 | -1.7 |
| Passenger car rental for leisure travel..... | | 532111-221 | 12/98 | 190.0 | 200.5 | 189.4 | -6.7 | -5.5 |
| Replacement passenger car rental..... | | 532111-3 | 12/91 | 165.2 | 167.3 | 166.9 | -0.2 | -0.2 |
| Other receipts..... | | 532111-SM | 12/91 | 185.4 | 189.7 | 189.7 | -13.5 | 0.0 |
| Truck, utility trailer and RV rental and leasing..... | 53212 | | 12/03 | 111.0 | 109.0 | 118.4 | 4.0 | 8.6 |
| Truck, utility trailer and RV rental and leasing..... | 532120 | | 06/91 | 127.5 | 125.1 | 135.9 | 3.9 | 8.6 |
| Primary services..... | | 532120-P | 06/91 | 122.7 | 120.3 | 132.3 | 4.0 | 10.0 |
| Truck rental..... | | 532120-1 | 06/91 | 139.2 | 132.5 | 163.2 | 10.4 | 23.2 |
| Truck leasing..... | | 532120-4 | 06/91 | 120.6 | 120.1 | 120.6 | 0.5 | 0.4 |
| Truck tractor rental and/or leasing..... | | 532120-5 | 06/07 | 100.4 | 100.4 | 100.4 | 0.1 | 0.0 |
| Truck trailer, utility trailer, and RV rental and/or leasing..... | | 532120-6 | 06/07 | 78.6 | 79.1 | 86.0 | -3.3 | 8.7 |
| Other receipts..... | | 532120-SM | 06/91 | 152.4 | 151.1 | 152.6 | 3.7 | 1.0 |
| Other heavy machinery rental and leasing..... | 532412 | | 12/03 | 114.1 | 115.4 | 112.4 | -3.8 | -2.6 |
| Primary services..... | | 532412-P | 12/03 | 112.2 | 113.7 | 110.1 | -5.0 | -3.2 |
| Construction equipment rental and leasing..... | | 532412-1 | 12/03 | 106.6 | 108.5 | 103.6 | -6.7 | -4.5 |
| Oilfield and well drilling equipment rental and leasing..... | | 532412-2 | 12/03 | 130.8 | 130.8 | 131.2 | -1.1 | 0.3 |
| Other receipts..... | | 532412-SM | 12/03 | 126.6 | 127.2 | 127.6 | 4.2 | 0.3 |
| Legal services..... | 5411 | | 12/96 | 166.8 | 169.6 | 170.6 | 2.6 | 0.6 |
| Offices of lawyers..... | 54111 | | 12/96 | 166.8 | 169.6 | 170.6 | 2.6 | 0.6 |
| Offices of lawyers..... | 541110 | | 12/96 | 166.8 | 169.6 | 170.6 | 2.6 | 0.6 |
| Primary services..... | | 541110-P | 12/96 | 166.3 | 169.0 | 170.0 | 2.6 | 0.6 |
| Corporate legal services..... | | 541110-1 | 12/96 | 191.2 | 194.7 | 195.5 | 2.8 | 0.4 |
| Real estate legal services..... | | 541110-2 | 12/96 | 158.8 | 161.2 | 162.2 | 2.4 | 0.6 |
| Civil negligence legal services..... | | 541110-3 | 12/96 | 141.5 | 142.9 | 143.4 | 1.5 | 0.3 |
| Defendant representation..... | | 541110-301 | 12/96 | 173.3 | 175.9 | 176.7 | 2.1 | 0.5 |
| Plaintiff representation..... | | 541110-302 | 12/96 | 104.1 | 104.2 | 104.4 | 0.3 | 0.2 |
| Banking and commercial legal services..... | | 541110-4 | 12/96 | 195.7 | 202.4 | 202.5 | 3.9 | 0.0 |

See footnotes at end of table.

Table 5. Producer price indexes for the net output of selected industries and their products, not seasonally adjusted — Continued

| Industry and product ¹ | Industry code | Product code | Index base | Index | | | Percent change to Apr. 2010 from: | |
|---|---------------|--------------|------------|------------------------|------------------------|------------------------|-----------------------------------|-----------|
| | | | | Dec. 2009 ² | Mar. 2010 ² | Apr. 2010 ² | Apr. 2009 | Mar. 2010 |
| Offices of lawyers - Continued | | | | | | | | |
| Insurance legal services..... | | 541110-5 | 12/96 | 147.2 | 149.9 | 150.0 | 1.9 | 0.1 |
| Wills, estate planning, and probate..... | | 541110-6 | 12/96 | 169.3 | 171.5 | 172.0 | 2.3 | 0.3 |
| Other legal services..... | | 541110-7 | 12/96 | 168.8 | 171.3 | 173.0 | 2.9 | 1.0 |
| Offices of certified public accountants..... | 541211 | | 12/03 | 114.0 | 113.5 | 112.6 | -2.3 | -0.8 |
| Primary services..... | | 541211-P | 12/03 | 114.7 | 114.4 | 113.4 | -1.7 | -0.9 |
| Other accounting services..... | | 541211-A | 12/08 | 98.5 | 98.7 | 98.4 | -2.0 | -0.3 |
| Financial auditing..... | | 541211-4 | 06/95 | 145.4 | 147.3 | 145.9 | -3.9 | -1.0 |
| Tax preparation and planning..... | | 541211-5 | 06/95 | 149.4 | 147.1 | 145.1 | -1.0 | -1.4 |
| Bookkeeping and compilation..... | | 541211-9 | 12/08 | 99.9 | 100.2 | 100.4 | 0.1 | 0.2 |
| Other receipts..... | | 541211-SM | 12/03 | 107.0 | 105.0 | 104.2 | -8.4 | -0.8 |
| Other accounting services..... | 541219 | | 12/03 | 106.3 | 106.6 | 106.6 | 0.5 | 0.0 |
| Primary services..... | | 541219-P | 12/03 | 106.4 | 106.7 | 106.7 | 0.5 | 0.0 |
| Other accounting services (non-CPA firms)..... | | 541219-1 | 12/03 | 106.4 | 106.7 | 106.7 | 0.5 | 0.0 |
| Architectural, engineering and related services..... | 5413 | | 12/96 | 143.0 | 143.8 | 143.8 | 0.6 | 0.0 |
| Architectural services..... | 54131 | | 12/03 | 110.5 | 110.7 | 110.0 | -0.2 | -0.6 |
| Architectural services..... | 541310 | | 12/96 | 133.5 | 133.6 | 132.8 | -0.2 | -0.6 |
| Primary services..... | | 541310-P | 12/96 | 136.9 | 137.1 | 136.2 | -0.9 | -0.7 |
| Residential dwelling architecture..... | | 541310-1 | 12/96 | 152.5 | 152.6 | 152.4 | 1.1 | -0.1 |
| Commercial and industrial architecture..... | | 541310-2 | 12/96 | 132.6 | 132.1 | 132.3 | -1.3 | 0.2 |
| Public and institutional facility architecture..... | | 541310-3 | 12/96 | 133.9 | 133.6 | 132.2 | -1.7 | -1.0 |
| Architectural advisory and predesign services..... | | 541310-5 | 06/03 | 118.8 | 122.5 | 119.7 | 0.8 | -2.3 |
| Other architectural services..... | | 541310-6 | 12/96 | 133.9 | 133.9 | 133.9 | 0.0 | 0.0 |
| Other receipts..... | | 541310-SM | 12/96 | 170.0 | - | - | - | - |
| Engineering services..... | 54133 | | 12/03 | 114.9 | 115.7 | 115.8 | 0.8 | 0.1 |
| Engineering services..... | 541330 | | 12/96 | 145.0 | 146.0 | 146.1 | 0.7 | 0.1 |
| Primary services..... | | 541330-P | 12/96 | 145.2 | 146.2 | 146.4 | 0.8 | 0.1 |
| Building related engineering projects..... | | 541330-1 | 12/96 | 142.0 | 142.6 | 142.8 | 0.4 | 0.1 |
| Residential building engineering projects..... | | 541330-101 | 12/09 | 100.0 | 100.1 | 100.1 | - | 0.0 |
| Commercial, public, and institutional building engineering projects..... | | 541330-102 | 12/09 | 100.0 | 101.1 | 101.1 | - | 0.0 |
| Industrial and manufacturing plant and process engineering projects..... | | 541330-103 | 12/09 | 100.0 | 99.9 | 100.3 | - | 0.4 |
| Non-building related engineering projects..... | | 541330-2 | 12/96 | 145.6 | 146.8 | 146.9 | 1.2 | 0.1 |
| Transportation engineering projects..... | | 541330-201 | 12/09 | 100.0 | 101.3 | 100.9 | - | -0.4 |
| Highway and roadway engineering projects..... | | 541330-20101 | 12/09 | 100.0 | 100.5 | 100.4 | - | -0.1 |
| Other transportation engineering projects, including mass transit engineering projects..... | | 541330-20102 | 12/09 | 100.0 | 102.4 | 101.6 | - | -0.8 |
| Municipal utility and power generation and distribution engineering projects..... | | 541330-202 | 12/09 | 100.0 | 101.6 | 101.4 | - | -0.2 |
| All other non-building related engineering projects..... | | 541330-203 | 12/09 | 100.0 | 100.1 | 100.6 | - | 0.5 |
| Other receipts..... | | 541330-SM | 12/96 | 141.4 | 142.7 | 142.5 | -0.1 | -0.1 |
| Management and technical consulting services..... | 5416 | | 06/06 | 107.7 | 107.9 | 107.9 | 0.2 | 0.0 |
| Management consulting services..... | 54161 | | 06/06 | 107.7 | 107.9 | 107.9 | 0.2 | 0.0 |
| Management consulting services..... | 541610 | | 06/06 | 107.7 | 107.9 | 107.9 | 0.2 | 0.0 |
| Primary services..... | | 541610-P | 06/06 | 107.7 | 107.9 | 108.0 | 0.3 | 0.1 |
| Administrative and general management consulting services..... | | 541610-1 | 06/06 | 110.1 | 110.5 | 110.6 | 0.3 | 0.1 |
| Human resources and executive search consulting services..... | | 541610-2 | 06/06 | 104.7 | 104.7 | 104.7 | -0.1 | 0.0 |
| Executive search consulting services..... | | 541610-21 | 12/06 | 100.6 | 100.6 | 100.6 | 0.0 | 0.0 |
| All other human resources consulting services..... | | 541610-22 | 06/06 | 106.7 | 106.7 | 106.7 | -0.2 | 0.0 |
| Marketing consulting services..... | | 541610-3 | 06/06 | 104.8 | 104.8 | 104.8 | 0.0 | 0.0 |
| Process, physical distribution and logistics consulting services..... | | 541610-4 | 06/06 | 103.2 | 103.2 | 103.0 | 1.8 | -0.2 |
| Other management consulting services..... | | 541610-8 | 06/06 | 105.0 | 105.0 | 105.0 | 0.5 | 0.0 |
| Other receipts..... | | 541610-SM | 06/06 | 107.2 | 107.2 | 107.2 | -0.6 | 0.0 |
| Advertising agencies..... | 54181 | | 12/03 | 104.7 | 104.7 | 104.7 | -0.6 | 0.0 |
| Advertising agencies..... | 541810 | | 06/95 | 126.9 | 126.9 | 126.9 | -0.5 | 0.0 |
| Primary services..... | | 541810-P | 06/95 | 127.9 | 127.9 | 127.9 | -0.5 | 0.0 |
| Advertising creative services billed separately..... | | 541810-1 | 06/95 | 124.9 | 125.0 | 125.0 | -1.0 | 0.0 |
| Advertising placement services, including bundled placement and creative services..... | | 541810-2 | 06/95 | 129.0 | 128.8 | 128.9 | 0.2 | 0.1 |
| Other advertising services billed separately..... | | 541810-3 | 12/08 | 97.8 | 97.7 | 97.7 | -0.3 | 0.0 |
| Other receipts..... | | 541810-SM | 06/95 | 122.3 | 122.3 | 122.3 | -0.6 | 0.0 |
| Employment services..... | 5613 | | 12/96 | 122.8 | 123.8 | 124.2 | 0.2 | 0.3 |
| Employment placement agencies..... | 56131 | | 12/03 | 107.1 | 107.1 | 107.1 | 0.6 | 0.0 |

See footnotes at end of table.

Table 5. Producer price indexes for the net output of selected industries and their products, not seasonally adjusted — Continued

| Industry and product ¹ | Industry code | Product code | Index base | Index | | | Percent change to Apr. 2010 from: | |
|---|---------------|--------------|------------|------------------------|------------------------|------------------------|-----------------------------------|-----------|
| | | | | Dec. 2009 ² | Mar. 2010 ² | Apr. 2010 ² | Apr. 2009 | Mar. 2010 |
| Employment placement agencies..... | 561310 | | 12/03 | 107.1 | 107.1 | 107.1 | 0.6 | 0.0 |
| Primary services..... | | 561310-P | 12/03 | 108.8 | 108.8 | 108.8 | 0.9 | 0.0 |
| Contingency payment recruiting..... | | 561310-1 | 12/01 | 101.8 | 101.8 | 101.8 | 1.2 | 0.0 |
| Information technology..... | | 561310-111 | 12/01 | 103.8 | 103.8 | 103.8 | 0.0 | 0.0 |
| Engineering, manufacturing, and technology..... | | 561310-121 | 06/94 | 114.8 | 114.8 | 114.8 | 8.6 | 0.0 |
| Accounting and financial..... | | 561310-131 | 06/94 | 109.9 | 109.9 | 109.9 | 0.0 | 0.0 |
| Sales and marketing..... | | 561310-141 | 06/94 | 96.8 | 96.8 | 96.8 | 0.0 | 0.0 |
| Operations, administration, and human resources..... | | 561310-151 | 12/01 | 109.3 | 109.3 | 109.3 | 0.0 | 0.0 |
| Other occupations..... | | 561310-161 | 06/94 | 111.7 | 111.7 | 111.7 | 0.0 | 0.0 |
| Internet recruiting services..... | | 561310-2 | 12/01 | 138.0 | 138.0 | 138.0 | 0.0 | 0.0 |
| Other receipts..... | | 561310-SM | 12/03 | 103.1 | 103.1 | 103.1 | 0.0 | 0.0 |
| Temporary help services..... | 56132 | | 12/03 | 108.6 | 108.9 | 109.7 | -1.3 | 0.7 |
| Temporary help services..... | 561320 | | 12/03 | 108.6 | 108.9 | 109.7 | -1.3 | 0.7 |
| Primary services..... | | 561320-P | 06/94 | 125.4 | 125.7 | 126.7 | -1.3 | 0.8 |
| Office and clerical occupations..... | | 561320-1 | 06/94 | 132.5 | 135.2 | 135.6 | 1.0 | 0.3 |
| Light and heavy industrial occupations..... | | 561320-2 | 06/94 | 126.5 | 126.5 | 127.0 | 0.6 | 0.4 |
| Technical and professional occupations..... | | 561320-3 | 06/94 | 76.5 | 73.8 | 76.3 | -11.6 | 3.4 |
| Medical personnel occupations..... | | 561320-4 | 06/94 | 139.4 | 139.5 | 140.4 | -2.8 | 0.6 |
| Other temporary help supply services..... | | 561320-5 | 06/94 | 132.7 | 132.3 | 132.1 | -0.5 | -0.2 |
| Other receipts..... | | 561320-SM | 12/03 | 118.1 | 118.1 | 118.1 | 0.0 | 0.0 |
| Employee leasing services..... | 56133 | | 12/03 | 110.8 | 112.4 | 112.4 | 2.2 | 0.0 |
| Professional employer organizations..... | 561330 | | 12/03 | 110.8 | 112.4 | 112.4 | 2.2 | 0.0 |
| Primary services..... | | 561330-P | 06/94 | 143.2 | 145.3 | 145.3 | 2.3 | 0.0 |
| Co-employment staffing..... | | 561330-1 | 06/94 | 143.2 | 145.3 | 145.3 | 2.3 | 0.0 |
| Travel agencies..... | 56151 | | 12/03 | 98.1 | 100.6 | 100.3 | 0.1 | -0.3 |
| Travel agencies..... | 561510 | | 12/89 | 109.9 | 112.7 | 112.4 | 0.1 | -0.3 |
| Primary services..... | | 561510-P | 12/89 | 109.9 | 112.8 | 112.6 | 0.1 | -0.2 |
| Airline arrangements..... | | 561510-1 | 12/89 | 92.4 | 95.7 | 95.7 | -1.0 | 0.0 |
| Domestic flights..... | | 561510-111 | 12/89 | 92.4 | 95.5 | 95.5 | -5.2 | 0.0 |
| Business domestic airline bookings..... | | 561510-11101 | 06/02 | 81.9 | 85.1 | 85.1 | 3.9 | 0.0 |
| Leisure domestic airline bookings..... | | 561510-11102 | 06/02 | 79.7 | 82.1 | 82.1 | -10.7 | 0.0 |
| International flights..... | | 561510-112 | 12/89 | 66.0 | 68.5 | 68.5 | 3.8 | 0.0 |
| Business international airline bookings..... | | 561510-11201 | 06/02 | 101.4 | 101.4 | 101.4 | 0.0 | 0.0 |
| Leisure international airline bookings..... | | 561510-11202 | 06/02 | 112.8 | 120.0 | 120.0 | 6.4 | 0.0 |
| Other travel arrangements, except airline..... | | 561510-2 | 12/89 | 156.3 | 159.5 | 159.2 | 0.8 | -0.2 |
| Hotel and car rental bookings..... | | 561510-211 | 12/89 | 155.8 | 159.0 | 157.1 | -4.4 | -1.2 |
| Cruise and tour bookings..... | | 561510-222 | 06/02 | 100.5 | 100.5 | 100.5 | 0.0 | 0.0 |
| Other travel arrangements and service fees..... | | 561510-233 | 06/02 | 108.2 | 116.7 | 116.7 | 7.9 | 0.0 |
| Security guards and patrol services..... | 561612 | | 12/04 | 108.3 | 108.1 | 108.2 | 0.0 | 0.1 |
| Primary services..... | | 561612-P | 12/04 | 108.2 | 108.0 | 108.0 | 0.0 | 0.0 |
| Security guards and patrol services..... | | 561612-1 | 12/04 | 108.2 | 108.0 | 108.0 | 0.0 | 0.0 |
| Janitorial services..... | 56172 | | 12/03 | 110.5 | 110.3 | 110.6 | 0.8 | 0.3 |
| Janitorial services..... | 561720 | | 12/94 | 130.7 | 130.5 | 130.8 | 0.8 | 0.2 |
| Primary services..... | | 561720-P | 12/94 | 130.6 | 130.4 | 130.7 | 0.8 | 0.2 |
| Nonresidential cleaning services..... | | 561720-3 | 06/03 | 108.9 | 108.8 | 109.0 | 0.9 | 0.2 |
| Residential cleaning services..... | | 561720-4 | 06/03 | 128.0 | 128.1 | 128.1 | 0.3 | 0.0 |
| Other receipts..... | | 561720-SM | 12/94 | 129.4 | 129.4 | 129.4 | 0.0 | 0.0 |
| Waste collection..... | 5621 | | 12/03 | 116.1 | 117.3 | 118.3 | 2.9 | 0.9 |
| Waste collection..... | 56211 | | 12/03 | 116.1 | 117.3 | 118.3 | 2.9 | 0.9 |
| Solid waste collection..... | 562111 | | 12/03 | 116.1 | 117.3 | 118.3 | 2.9 | 0.9 |
| Primary services..... | | 562111-P | 06/93 | 157.1 | 158.8 | 160.1 | 2.9 | 0.8 |
| Solid waste collection..... | | 562111-2 | 06/93 | 157.1 | 158.8 | 160.1 | 2.9 | 0.8 |
| Other receipts..... | | 562111-SM | 12/03 | 114.7 | - | 116.7 | 2.8 | - |
| Computer training..... | 61142 | | 06/06 | 110.3 | 110.3 | 111.1 | -0.4 | 0.7 |
| Computer training..... | 611420 | | 06/06 | 110.3 | 110.3 | 111.1 | -0.4 | 0.7 |
| Primary services..... | | 611420-P | 06/06 | 110.6 | 110.5 | 111.5 | -0.3 | 0.9 |
| Computer training..... | | 611420-1 | 06/06 | 110.6 | 110.5 | 111.5 | -0.3 | 0.9 |
| Other receipts..... | | 611420-SM | 06/06 | 101.4 | 101.4 | 101.4 | -1.2 | 0.0 |
| Offices of physicians..... | 6211 | | 12/96 | 127.6 | 128.4 | 128.9 | 2.4 | 0.4 |
| Offices of physicians..... | 62111 | | 12/96 | 127.6 | 128.4 | 128.9 | 2.4 | 0.4 |
| Offices of physicians, except mental health..... | 621111 | | 12/93 | 137.6 | 138.5 | 139.0 | 2.4 | 0.4 |
| Primary services..... | | 621111-P | 12/93 | 137.7 | 138.7 | 139.1 | 2.4 | 0.3 |
| One and two physician practices and single specialty group practices..... | | 621111-4 | 12/93 | 135.2 | 136.1 | 136.6 | 2.2 | 0.4 |

See footnotes at end of table.

Table 5. Producer price indexes for the net output of selected industries and their products, not seasonally adjusted — Continued

| Industry and product ¹ | Industry code | Product code | Index base | Index | | | Percent change to Apr. 2010 from: | |
|---|---------------|--------------|------------|------------------------|------------------------|------------------------|-----------------------------------|-----------|
| | | | | Dec. 2009 ² | Mar. 2010 ² | Apr. 2010 ² | Apr. 2009 | Mar. 2010 |
| Offices of physicians, except mental health - Continued | | | | | | | | |
| General/family practice..... | | 621111-411 | 12/93 | 145.0 | 144.8 | 145.3 | 1.5 | 0.3 |
| Internal medicine..... | | 621111-412 | 12/99 | 122.7 | 125.2 | 125.2 | 2.6 | 0.0 |
| General surgery and other surgical specialties..... | | 621111-413 | 12/99 | 104.5 | 104.1 | 104.8 | 0.5 | 0.7 |
| Pediatrics..... | | 621111-414 | 12/93 | 219.3 | 219.3 | 224.1 | 2.9 | 2.2 |
| Obstetrics/gynecology..... | | 621111-415 | 12/93 | 137.6 | 138.1 | 138.1 | 1.2 | 0.0 |
| Other specialty..... | | 621111-419 | 12/99 | 119.1 | 120.5 | 120.4 | 2.8 | -0.1 |
| Multispecialty group practice..... | | 621111-5 | 12/93 | 149.7 | 151.0 | 151.4 | 3.7 | 0.3 |
| Medical and diagnostic laboratories..... | 6215 | | 12/03 | 108.0 | 107.7 | 108.2 | -0.6 | 0.5 |
| Medical and diagnostic laboratories..... | 62151 | | 12/03 | 108.0 | 107.7 | 108.2 | -0.6 | 0.5 |
| Medical laboratories..... | 621511 | | 12/03 | 109.3 | 109.0 | 109.6 | -1.0 | 0.6 |
| Primary services..... | | 621511-P | 06/94 | 130.3 | 129.9 | 130.7 | -1.0 | 0.6 |
| Medical laboratory services..... | | 621511-2 | 06/94 | 130.3 | 129.9 | 130.7 | -1.0 | 0.6 |
| Diagnostic imaging centers..... | 621512 | | 12/03 | 105.6 | 105.5 | 105.5 | 0.0 | 0.0 |
| Primary services..... | | 621512-P | 06/94 | 110.8 | 110.7 | 110.7 | -0.1 | 0.0 |
| Diagnostic imaging services..... | | 621512-4 | 06/94 | 110.8 | 110.7 | 110.7 | -0.1 | 0.0 |
| Home health care services..... | 6216 | | 12/96 | 128.8 | 129.3 | 129.2 | 1.2 | -0.1 |
| Home health care services..... | 62161 | | 12/96 | 128.8 | 129.3 | 129.2 | 1.2 | -0.1 |
| Home health care services..... | 621610 | | 12/96 | 128.9 | 129.3 | 129.2 | 1.2 | -0.1 |
| Primary services..... | | 621610-P | 12/96 | 125.0 | 125.4 | 125.4 | 1.1 | 0.0 |
| Public payors..... | | 621610-3 | 12/03 | 110.2 | 110.5 | 110.5 | 1.6 | 0.0 |
| Medicare payors..... | | 621610-31 | 12/96 | 125.8 | 126.3 | 126.3 | 1.4 | 0.0 |
| Non-Medicare public payors..... | | 621610-32 | 12/03 | 113.0 | 113.2 | 113.2 | 1.5 | 0.0 |
| Private payors..... | | 621610-4 | 12/03 | 106.2 | 106.6 | 106.5 | 0.2 | -0.1 |
| Other receipts..... | | 621610-SM | 12/96 | 197.1 | 197.4 | 197.2 | 2.5 | -0.1 |
| All other ambulatory health care services..... | 62199 | | 06/06 | 111.4 | 112.2 | 112.6 | 1.7 | 0.4 |
| Blood and organ banks..... | 621991 | | 06/06 | 111.4 | 112.2 | 112.6 | 1.7 | 0.4 |
| Primary services..... | | 621991-P | 06/06 | 110.8 | 111.6 | 111.9 | 1.7 | 0.3 |
| Human blood services..... | | 621991-1 | 06/06 | 108.9 | 109.3 | 109.6 | 1.2 | 0.3 |
| Human red blood and whole blood services..... | | 621991-12 | 06/06 | 109.0 | 109.5 | 109.9 | 1.4 | 0.4 |
| Human blood plasma services..... | | 621991-13 | 06/06 | 108.5 | 109.2 | 109.4 | 1.0 | 0.2 |
| Human blood platelet and other blood services..... | | 621991-14 | 06/06 | 108.8 | 108.3 | 108.5 | 0.7 | 0.2 |
| Human organ, bone, tissue, and other bank services..... | | 621991-2 | 06/06 | 119.5 | 122.3 | 122.9 | 4.2 | 0.5 |
| Other receipts..... | | 621991-SM | 06/06 | 122.1 | 122.0 | 122.8 | 1.1 | 0.7 |
| Hospitals..... | 622 | | 12/92 | 171.5 | 173.0 | 173.1 | 3.7 | 0.1 |
| General medical and surgical hospitals..... | 6221 | | 12/03 | 124.6 | 125.6 | 125.7 | 3.6 | 0.1 |
| General medical and surgical hospitals..... | 62211 | | 12/03 | 124.6 | 125.6 | 125.7 | 3.6 | 0.1 |
| General medical and surgical hospitals..... | 622110 | | 12/92 | 172.0 | 173.4 | 173.5 | 3.7 | 0.1 |
| Primary services..... | | 622110-P | 12/92 | 175.0 | 176.5 | 176.6 | 3.8 | 0.1 |
| Diseases and disorders of the nervous system..... | | 622110-101 | 06/08 | 101.8 | 103.1 | 103.1 | 1.1 | 0.0 |
| Diseases and disorders of the ear, nose, mouth, and throat..... | | 622110-103 | 06/08 | 103.7 | 103.7 | 103.7 | 2.7 | 0.0 |
| Diseases and disorders of the respiratory system..... | | 622110-104 | 06/08 | 110.5 | 110.9 | 110.9 | 5.9 | 0.0 |
| Diseases and disorders of the circulatory system..... | | 622110-105 | 06/08 | 103.6 | 104.2 | 104.2 | 1.8 | 0.0 |
| Diseases and disorders of the digestive system..... | | 622110-106 | 06/08 | 108.1 | 109.6 | 108.8 | 6.6 | -0.7 |
| Diseases and disorders of the hepatobiliary system and pancreas..... | | 622110-107 | 06/08 | 103.5 | 104.8 | 104.8 | 2.2 | 0.0 |
| Diseases and disorders of the musculoskeletal system and connective tissue..... | | 622110-108 | 06/08 | 105.8 | 107.3 | 107.1 | 4.0 | -0.2 |
| Diseases and disorders of the skin, subcutaneous tissue and breast..... | | 622110-109 | 06/08 | 107.0 | 108.0 | 107.7 | 4.9 | -0.3 |
| Endocrine, nutritional and metabolic diseases and disorders..... | | 622110-111 | 06/08 | 108.3 | 108.4 | 108.7 | 6.4 | 0.3 |
| Diseases and disorders of the kidney and urinary tract..... | | 622110-112 | 06/08 | 108.9 | 109.4 | 109.7 | 6.7 | 0.3 |
| Diseases and disorders of the male reproductive system..... | | 622110-113 | 06/08 | 96.8 | 96.8 | 98.2 | 4.1 | 1.4 |
| Diseases and disorders of the female reproductive system..... | | 622110-114 | 06/08 | 108.8 | 110.3 | 110.3 | 7.6 | 0.0 |
| Pregnancy, childbirth and the puerperium..... | | 622110-115 | 06/08 | 103.0 | 103.5 | 105.2 | 4.0 | 1.6 |
| Newborns and other neonates with conditions originating in the perinatal period..... | | 622110-116 | 06/08 | 107.1 | 108.7 | 108.7 | 4.1 | 0.0 |
| Diseases and disorders of the blood and blood forming organs and immunological disorders..... | | 622110-117 | 06/08 | 111.6 | 114.8 | 116.3 | 5.1 | 1.3 |
| Myeloproliferative diseases and disorders and poorly differentiated neoplasms..... | | 622110-118 | 06/08 | 99.3 | 99.3 | 99.3 | 1.4 | 0.0 |
| Infectious and parasitic diseases..... | | 622110-119 | 06/08 | 104.4 | 105.1 | 106.4 | 4.3 | 1.2 |
| Alcohol/drug use and alcohol/drug induced organic mental disorders..... | | 622110-122 | 06/08 | 108.2 | 108.2 | 108.2 | -1.2 | 0.0 |
| Injury, poisoning and toxic effects of drugs..... | | 622110-123 | 06/08 | 104.4 | 104.8 | 105.0 | 1.5 | 0.2 |

See footnotes at end of table.

Table 5. Producer price indexes for the net output of selected industries and their products, not seasonally adjusted — Continued

| Industry and product ¹ | Industry code | Product code | Index base | Index | | | Percent change to Apr. 2010 from: | |
|---|---------------|--------------|------------|------------------------|------------------------|------------------------|-----------------------------------|-----------|
| | | | | Dec. 2009 ² | Mar. 2010 ² | Apr. 2010 ² | Apr. 2009 | Mar. 2010 |
| General medical and surgical hospitals - Continued | | | | | | | | |
| Factors influencing health status and other contacts with health services..... | | 622110-125 | 06/08 | 113.6 | 114.0 | 114.1 | 7.6 | 0.1 |
| Multiple significant trauma..... | | 622110-126 | 06/08 | 109.2 | 113.4 | 111.9 | 2.5 | -1.3 |
| Human immunodeficiency virus infections..... | | 622110-127 | 06/08 | 103.2 | 106.6 | 106.6 | 7.2 | 0.0 |
| Other diseases and disorders..... | | 622110-128 | 06/08 | 105.4 | 105.8 | 105.9 | 3.2 | 0.1 |
| Other receipts..... | | 622110-SM | 12/92 | 141.3 | 141.3 | 141.3 | 0.0 | 0.0 |
| Psychiatric and substance abuse hospitals..... | 6222 | | 12/03 | 115.6 | 116.6 | 116.4 | 1.2 | -0.2 |
| Psychiatric and substance abuse hospitals..... | 62221 | | 12/03 | 115.6 | 116.6 | 116.4 | 1.2 | -0.2 |
| Psychiatric and substance abuse hospitals..... | 622210 | | 12/92 | 136.1 | 137.3 | 137.1 | 1.2 | -0.1 |
| Primary services..... | | 622210-P | 12/92 | 136.1 | 137.3 | 137.1 | 1.2 | -0.1 |
| Psychiatric hospitals..... | | 622210-3 | 12/92 | 136.8 | 138.0 | 137.8 | 1.2 | -0.1 |
| Other specialty hospitals..... | 6223 | | 12/03 | 132.9 | 137.0 | 136.7 | 5.4 | -0.2 |
| Other specialty hospitals..... | 62231 | | 12/03 | 132.9 | 137.0 | 136.7 | 5.4 | -0.2 |
| Other specialty hospitals..... | 622310 | | 12/92 | 199.3 | 205.4 | 205.0 | 5.4 | -0.2 |
| Primary services..... | | 622310-P | 12/92 | 229.3 | 236.3 | 235.8 | 5.4 | -0.2 |
| Specialty, except psychiatric and substance abuse, hospitals..... | | 622310-6 | 12/92 | 229.3 | 236.3 | 235.8 | 5.4 | -0.2 |
| Nursing care facilities..... | 6231 | | 12/03 | 124.4 | 125.6 | 125.6 | 2.4 | 0.0 |
| Nursing care facilities..... | 62311 | | 12/03 | 124.4 | 125.6 | 125.6 | 2.4 | 0.0 |
| Nursing care facilities..... | 623110 | | 12/94 | 188.7 | 190.6 | 190.6 | 2.4 | 0.0 |
| Primary services..... | | 623110-P | 12/94 | 189.6 | 191.5 | 191.4 | 2.4 | -0.1 |
| Public payors..... | | 623110-1 | 12/94 | 184.6 | 185.7 | 185.4 | 1.9 | -0.2 |
| Private payors..... | | 623110-3 | 12/94 | 197.9 | 201.1 | 201.2 | 3.1 | 0.0 |
| Other receipts..... | | 623110-SM | 12/94 | 152.6 | 152.6 | 158.0 | 4.2 | 3.5 |
| Residential mental retardation facilities..... | 62321 | | 12/03 | 127.1 | 124.9 | 126.7 | 4.4 | 1.4 |
| Residential mental retardation facilities..... | 623210 | | 12/03 | 127.1 | 124.9 | 126.7 | 4.4 | 1.4 |
| Primary services..... | | 623210-P | 12/03 | 127.8 | 125.7 | 127.6 | 4.7 | 1.5 |
| Residential mental retardation services..... | | 623210-1 | 12/03 | 127.8 | 125.7 | 127.6 | 4.7 | 1.5 |
| Amusement and theme parks..... | 7131 | | 06/06 | 114.3 | 115.8 | 116.0 | 4.4 | 0.2 |
| Amusement and theme parks..... | 71311 | | 06/06 | 114.2 | 115.6 | 115.8 | 4.2 | 0.2 |
| Amusement and theme parks..... | 713110 | | 06/06 | 114.2 | 115.6 | 115.8 | 4.2 | 0.2 |
| Primary services..... | | 713110-P | 06/06 | 115.4 | 117.0 | 117.2 | 3.7 | 0.2 |
| Amusement and theme park admissions..... | | 713110-1 | 06/06 | 119.3 | 121.8 | 122.1 | 7.6 | 0.2 |
| Amusement and theme park food and beverage sales..... | | 713110-2 | 06/06 | 113.7 | 113.7 | 113.7 | -0.6 | 0.0 |
| Amusement and theme park merchandise sales, games, and other services..... | | 713110-3 | 06/06 | 102.6 | 102.5 | 102.5 | -6.7 | 0.0 |
| Other receipts..... | | 713110-SM | 06/06 | 101.7 | - | 101.7 | 11.3 | - |
| Golf courses and country clubs..... | 71391 | | 12/05 | 104.9 | 105.8 | 108.3 | 2.2 | 2.4 |
| Golf courses and country clubs..... | 713910 | | 12/05 | 104.9 | 105.8 | 108.3 | 2.2 | 2.4 |
| Primary services..... | | 713910-P | 12/05 | 104.8 | 105.7 | 107.7 | 1.7 | 1.9 |
| Membership dues and fees..... | | 713910-1 | 12/05 | 105.5 | 106.8 | 109.8 | 3.5 | 2.8 |
| Greens and guest fees..... | | 713910-2 | 12/05 | 98.8 | 100.9 | 100.5 | -0.2 | -0.4 |
| Food and beverage sales..... | | 713910-3 | 12/05 | 109.5 | 109.5 | 109.5 | 0.2 | 0.0 |
| Equipment rentals and all other golf services..... | | 713910-4 | 12/05 | 105.7 | 105.5 | 112.1 | 2.7 | 6.3 |
| Other receipts..... | | 713910-SM | 12/05 | 106.7 | 106.7 | 116.1 | 8.8 | 8.8 |
| Fitness and recreational sports centers..... | 71394 | | 12/04 | 100.0 | 100.2 | 100.4 | 1.1 | 0.2 |
| Fitness and recreational sports centers..... | 713940 | | 12/04 | 100.0 | 100.2 | 100.4 | 1.1 | 0.2 |
| Primary services..... | | 713940-P | 12/04 | 99.3 | 99.5 | 99.7 | 1.1 | 0.2 |
| Fitness and recreational facility memberships..... | | 713940-1 | 12/04 | 93.9 | 94.1 | 94.4 | 0.5 | 0.3 |
| Recreational facility admissions, classes, and other fitness center services..... | | 713940-2 | 12/04 | 115.1 | 115.1 | 115.1 | 2.2 | 0.0 |
| Other receipts..... | | 713940-SM | 12/04 | 104.0 | 104.5 | 104.5 | 1.3 | 0.0 |
| Accommodation..... | 721 | | 12/96 | 137.2 | 137.0 | 139.9 | -1.1 | 2.1 |
| Accommodation..... | 7211 | | 12/96 | 137.2 | 137.0 | 139.9 | -1.1 | 2.1 |
| Hotels (exc casino hotels) and motels..... | 72111 | | 12/03 | 116.7 | 115.7 | 119.1 | -1.0 | 2.9 |
| Hotels and motels, except casino hotels..... | 721110 | | 12/03 | 116.7 | 115.7 | 119.1 | -1.0 | 2.9 |
| Primary services..... | | 721110-P | 12/03 | 118.4 | 117.3 | 120.9 | -0.7 | 3.1 |
| Guestroom rental..... | | 721110-1 | 12/03 | 120.3 | 118.8 | 123.5 | -0.2 | 4.0 |
| Limited service hotels and motels..... | | 721110-101 | 06/93 | 152.8 | 150.4 | 157.8 | -3.0 | 4.9 |
| Full service hotels and motels..... | | 721110-102 | 06/93 | 160.8 | 156.0 | 164.4 | -1.9 | 5.4 |
| Luxury and resort hotels, excluding casino hotels..... | | 721110-103 | 06/93 | 185.0 | 190.1 | 188.8 | 9.8 | -0.7 |
| Food and beverages..... | | 721110-2 | 12/03 | 113.5 | 113.6 | 113.3 | -1.5 | -0.3 |

See footnotes at end of table.

Table 5. Producer price indexes for the net output of selected industries and their products, not seasonally adjusted — Continued

| Industry and product ¹ | Industry code | Product code | Index base | Index | | | Percent change to Apr. 2010 from: | |
|--|---------------|--------------|------------|------------------------|------------------------|------------------------|-----------------------------------|-----------|
| | | | | Dec. 2009 ² | Mar. 2010 ² | Apr. 2010 ² | Apr. 2009 | Mar. 2010 |
| Hotels and motels, except casino hotels - Continued | | | | | | | | |
| Food and nonalcoholic beverages..... | | 721110-201 | 12/03 | 112.0 | 112.0 | 111.7 | -1.8 | -0.3 |
| Alcoholic beverages..... | | 721110-202 | 12/03 | 119.8 | 120.1 | 119.8 | -0.2 | -0.2 |
| Other guest services..... | | 721110-4 | 12/03 | 107.6 | 109.3 | 109.2 | -6.0 | -0.1 |
| Other receipts..... | | 721110-SM | 12/03 | 82.3 | 82.3 | 82.3 | -8.0 | 0.0 |
| Casino hotels..... | 72112 | | 12/03 | 104.1 | 106.1 | 106.1 | -1.4 | 0.0 |
| Casino hotels..... | 721120 | | 12/03 | 104.1 | 106.1 | 106.1 | -1.4 | 0.0 |
| Primary services..... | | 721120-P | 12/03 | 104.0 | 106.2 | 106.2 | -1.5 | 0.0 |
| Casino hotel guestroom rental..... | | 721120-1 | 06/01 | 82.3 | 84.2 | 83.8 | -6.4 | -0.5 |
| Food and beverages..... | | 721120-2 | 12/03 | 125.1 | 125.1 | 125.1 | 0.2 | 0.0 |
| Food and nonalcoholic beverages..... | | 721120-201 | 12/03 | 121.6 | 121.6 | 121.6 | 0.7 | 0.0 |
| Alcoholic beverages..... | | 721120-202 | 12/03 | 137.2 | 137.2 | 137.2 | -1.1 | 0.0 |
| Other guest services..... | | 721120-4 | 12/03 | 115.1 | 121.4 | 122.6 | 6.1 | 1.0 |
| Casino gaming receipts..... | | 721120-5 | 06/01 | 102.0 | 104.6 | 104.7 | -1.1 | 0.1 |
| Other receipts..... | | 721120-SM | 12/03 | - | - | 108.2 | 0.0 | - |
| Commercial machinery repair and maintenance..... | 8113 | | 06/06 | 107.3 | 108.0 | 108.4 | 1.7 | 0.4 |
| Commercial machinery repair and maintenance..... | 81131 | | 06/06 | 107.3 | 108.0 | 108.4 | 1.6 | 0.4 |
| Commercial machinery repair and maintenance..... | 811310 | | 06/06 | 107.3 | 108.0 | 108.4 | 1.7 | 0.4 |
| Primary services..... | | 811310-P | 06/06 | 107.4 | 108.2 | 108.7 | 1.7 | 0.5 |
| Other receipts..... | | 811310-SM | 06/06 | 106.8 | 106.8 | 106.8 | 1.3 | 0.0 |
| Special indexes | | | | | | | | |
| General medical and surgical hospitals by payor type..... | 62211A | | | | | | | |
| Medicare patients..... | | 62211A-2 | 12/92 | 156.7 | 157.5 | 157.1 | 3.4 | -0.3 |
| Medicaid patients..... | | 62211A-4 | 12/92 | 138.6 | 137.8 | 138.9 | 0.8 | 0.8 |
| All other patients..... | | 62211A-6 | 12/92 | 195.8 | 199.4 | 199.5 | 5.7 | 0.1 |
| Premiums for property and casualty insurance ³ | 924126 | | 06/98 | 128.2 | 128.5 | 128.2 | 1.8 | -0.2 |
| Primary services..... | | 924126-P | 06/98 | 128.4 | 128.6 | 128.3 | 1.7 | -0.2 |
| Premiums for private passenger auto insurance..... | | 924126-1 | 06/98 | 131.8 | 132.2 | 132.5 | 3.1 | 0.2 |
| Premiums for homeowner's insurance..... | | 924126-2 | 06/98 | 169.3 | 168.7 | 169.0 | 3.5 | 0.2 |
| Premiums for commercial auto insurance..... | | 924126-3 | 06/98 | 112.5 | 112.7 | 112.3 | 0.5 | -0.4 |
| Premiums for non-auto liability insurance..... | | 924126-4 | 06/98 | 114.0 | 113.9 | 113.9 | -0.1 | 0.0 |
| Premiums for medical malpractice insurance..... | | 924126-402 | 06/98 | 123.3 | 122.6 | 122.6 | -0.6 | 0.0 |
| Premiums for product and other non-auto liability insurance..... | | 924126-403 | 06/98 | 111.4 | 111.4 | 111.5 | 0.2 | 0.1 |
| Premiums for commercial multiple peril insurance..... | | 924126-5 | 06/98 | 113.9 | 114.2 | 114.0 | 0.9 | -0.2 |
| Premiums for worker's compensation insurance..... | | 924126-6 | 06/98 | 112.4 | 111.9 | 112.3 | -1.8 | 0.4 |
| Premiums for other property and casualty insurance..... | | 924126-7 | 12/03 | 112.2 | 112.6 | 110.0 | -1.3 | -2.3 |

1 Industry and product class indexes may include products not shown separately.

2 The indexes for December 2009 have been recalculated to incorporate late reports and corrections by respondents. All indexes are subject to revision 4 months after original publication.

3 The special index for 924126, in which prices reflect premiums only, contrasts with the index shown elsewhere in this table for NAICS 524126, where prices reflect premiums plus the amount of investment income earned on the invested portion of the premium.

"-" Data not available.

n.e.c. = Not elsewhere classified.

NOTE: NAICS replaced the SIC system beginning with the release of PPI data for January 2004. See <https://www.bls.gov/ppi/ppinaics.htm> for details.

NOTE: Titles of some industries and products are not shown in this table because they fail to meet our publication criteria.

Table 6. Producer price indexes and percent changes for commodity and service groupings and individual items, not seasonally adjusted
 [1982=100 unless otherwise indicated]

| Commodity | Commodity code | Other index base | Index | | | Percent change to Apr. 2010 from: | |
|--|----------------|------------------|------------------------|------------------------|------------------------|-----------------------------------|-----------|
| | | | Dec. 2009 ¹ | Mar. 2010 ¹ | Apr. 2010 ¹ | Apr. 2009 | Mar. 2010 |
| Goods | | | | | | | |
| All commodities..... | | | 178.1 | 183.3 | 184.4 | 9.0 | 0.6 |
| Industrial commodities..... | | | 180.4 | 185.7 | 186.9 | 9.7 | 0.6 |
| Farm products, processed foods and feeds..... | | | 165.0 | 169.4 | 169.5 | 4.8 | 0.1 |
| Farm products..... | 01 | | 141.5 | 150.6 | 149.0 | 8.9 | -1.1 |
| Fruits & melons, fresh/dry vegs. & nuts..... | 011 | | 170.6 | 204.9 | 188.5 | 25.1 | -8.0 |
| Fresh fruits and melons..... | 0111 | | 134.6 | 134.2 | 124.7 | 17.3 | -7.1 |
| Citrus fruits..... | 0111-01 | | 155.0 | 149.5 | 147.2 | 18.8 | -1.5 |
| Grapefruits..... | 0111-0101 | | 324.2 | 287.6 | 273.3 | 22.9 | -5.0 |
| Lemons..... | 0111-0104 | | 220.2 | 260.9 | 250.8 | 63.4 | -3.9 |
| Valencia oranges..... | 0111-0105 | | - | 97.6 | 97.6 | 54.4 | 0.0 |
| Navel oranges..... | 0111-0106 | | 116.5 | 113.5 | 113.5 | - | 0.0 |
| Tangerines..... | 0111-0108 | 12/91 | 139.7 | 120.8 | 118.5 | -22.2 | -1.9 |
| Tangelos..... | 0111-0109 | 12/91 | 204.0 | - | - | - | - |
| Other fruits and berries..... | 0111-02 | | 141.5 | 141.1 | 128.7 | 18.5 | -8.8 |
| Pineapples..... | 0111-0207 | 12/91 | 102.8 | - | - | - | - |
| Granny Smith apples..... | 0111-0208 | 12/91 | 93.1 | 112.7 | 112.7 | 33.1 | 0.0 |
| Rome apples..... | 0111-0209 | 12/91 | 123.5 | 126.7 | 126.7 | -7.1 | 0.0 |
| Golden delicious apples..... | 0111-0211 | 12/91 | 104.9 | 116.8 | 126.9 | 19.2 | 8.6 |
| Red delicious apples..... | 0111-0215 | | 154.0 | 156.5 | 156.5 | 10.1 | 0.0 |
| McIntosh apples..... | 0111-0216 | | 132.1 | 141.8 | 141.8 | -13.6 | 0.0 |
| Table grapes..... | 0111-0218 | | 137.2 | 137.2 | 137.2 | 43.8 | 0.0 |
| Pears..... | 0111-0221 | | 93.5 | 89.0 | 89.0 | -22.3 | 0.0 |
| Strawberries..... | 0111-0222 | | 277.6 | 202.8 | 106.8 | -19.3 | -47.3 |
| Raspberries..... | 0111-0224 | 12/91 | - | 45.4 | 45.4 | -25.3 | 0.0 |
| Blackberries..... | 0111-0225 | 12/91 | 68.6 | - | - | - | - |
| Cranberries..... | 0111-0226 | 12/91 | 49.0 | - | - | - | - |
| Melons..... | 0111-03 | 12/91 | 91.0 | 98.7 | 102.3 | 1.7 | 3.6 |
| Cantaloupes..... | 0111-0301 | | 77.8 | 103.4 | 85.7 | -40.2 | -17.1 |
| Watermelons..... | 0111-0303 | 12/91 | 152.3 | - | 173.0 | 28.5 | - |
| Fresh and dry vegetables..... | 0113 | | 188.5 | 260.6 | 234.0 | 33.3 | -10.2 |
| Dry vegetables..... | 0113-01 | | 159.4 | 160.1 | 155.7 | 1.6 | -2.7 |
| Dry pea beans..... | 0113-0101 | | 180.5 | 191.3 | 191.3 | 40.8 | 0.0 |
| Dry pinto beans..... | 0113-0102 | 12/91 | 324.5 | 313.3 | 294.4 | -2.2 | -6.0 |
| Dry great northern beans..... | 0113-0103 | 12/91 | 329.3 | 329.3 | 329.3 | - | 0.0 |
| Dry pink beans..... | 0113-0104 | 12/91 | 320.6 | 305.6 | 310.0 | - | 1.4 |
| Dry peas..... | 0113-0105 | 12/91 | 174.0 | 172.8 | 172.2 | -28.8 | -0.3 |
| Dry lentils..... | 0113-0106 | 12/91 | 203.0 | 218.0 | 218.0 | -6.4 | 0.0 |
| Fresh vegetables, except potatoes..... | 0113-02 | | 210.4 | 310.4 | 274.1 | 50.4 | -11.7 |
| Cabbage..... | 0113-0211 | | 178.7 | 283.6 | 211.0 | 12.5 | -25.6 |
| Carrots..... | 0113-0212 | | 182.7 | 190.2 | 187.7 | 5.8 | -1.3 |
| Celery..... | 0113-0213 | | 606.1 | 322.9 | 184.8 | 2.8 | -42.8 |
| Sweet corn..... | 0113-0214 | | 106.0 | 234.0 | 250.3 | -16.3 | 7.0 |
| Lettuce..... | 0113-0215 | | 273.9 | 196.0 | 158.4 | -11.8 | -19.2 |
| Dry onions..... | 0113-0216 | | 115.4 | 407.7 | 552.6 | 442.8 | 35.5 |
| Tomatoes..... | 0113-0217 | | 308.5 | 471.9 | 383.9 | 72.1 | -18.6 |
| Snap beans..... | 0113-0218 | | 319.7 | 669.0 | 206.8 | 4.1 | -69.1 |
| Green peas..... | 0113-0219 | 12/91 | 101.0 | - | 136.9 | 83.0 | - |
| Asparagus..... | 0113-0221 | 12/91 | - | - | 192.9 | 2.4 | - |
| Broccoli..... | 0113-0222 | 12/91 | 195.8 | 147.9 | 139.5 | 25.4 | -5.7 |
| Cauliflower..... | 0113-0223 | 12/91 | 69.1 | 102.0 | 89.7 | 131.2 | -12.1 |
| Spinach..... | 0113-0224 | 12/91 | 451.9 | 590.4 | 1,207.9 | 181.4 | 104.6 |
| Greens..... | 0113-0225 | 12/91 | 154.9 | 195.8 | 166.9 | 9.4 | -14.8 |
| Endive..... | 0113-0226 | 12/91 | 507.0 | 529.1 | 512.4 | -10.0 | -3.2 |
| Green onions..... | 0113-0227 | 12/91 | 233.1 | 216.6 | 269.6 | 29.8 | 24.5 |
| Green peppers..... | 0113-0228 | 12/91 | 160.6 | 728.1 | 345.4 | 19.8 | -52.6 |
| Eggplant..... | 0113-0229 | 12/91 | 217.2 | 281.5 | 459.5 | 18.8 | 63.2 |
| Squash..... | 0113-0231 | 12/91 | 188.6 | 291.7 | 220.9 | 33.5 | -24.3 |
| Beets..... | 0113-0232 | 12/91 | 147.9 | 142.3 | 136.9 | -0.6 | -3.8 |
| Radishes..... | 0113-0233 | 12/91 | 308.2 | 260.8 | 331.7 | 13.1 | 27.2 |
| Cucumbers..... | 0113-0234 | 12/91 | 260.2 | 354.6 | 244.6 | -28.8 | -31.0 |
| Sweet potatoes..... | 0113-03 | | 115.3 | 116.2 | 116.2 | 0.2 | 0.0 |
| Sweet potatoes..... | 0113-0301 | 12/91 | 74.5 | 75.1 | 75.1 | 0.1 | 0.0 |
| Irish potatoes for consumer use..... | 0113-04 | | 122.5 | 131.3 | 123.6 | -25.2 | -5.9 |
| Long white potatoes..... | 0113-0401 | 12/91 | - | 283.6 | 209.9 | -2.8 | -26.0 |
| Round white potatoes..... | 0113-0402 | 12/91 | 175.8 | 205.5 | 193.7 | -12.1 | -5.7 |

See footnotes at end of table.

Table 6. Producer price indexes and percent changes for commodity and service groupings and individual items, not seasonally adjusted — Continued
 [1982=100 unless otherwise indicated]

| Commodity | Commodity code | Other index base | Index | | | Percent change to Apr. 2010 from: | |
|------------------------------------|----------------|------------------|------------------------|------------------------|------------------------|-----------------------------------|-----------|
| | | | Dec. 2009 ¹ | Mar. 2010 ¹ | Apr. 2010 ¹ | Apr. 2009 | Mar. 2010 |
| Russet potatoes..... | 0113-0403 | 12/91 | 94.4 | 85.4 | 87.3 | -38.4 | 2.2 |
| Round red potatoes..... | 0113-0404 | 12/91 | 135.5 | 168.9 | 182.2 | 10.8 | 7.9 |
| Irish potatoes for processing..... | 0113-05 | 12/91 | 102.8 | - | - | - | - |
| Irish potatoes for processing..... | 0113-0501 | 12/91 | 102.8 | - | - | - | - |
| Tree nuts..... | 0119 | | 776.0 | 779.9 | 827.8 | 4.5 | 6.1 |
| Tree nuts..... | 0119-01 | | 776.0 | 779.9 | 827.8 | 4.5 | 6.1 |
| Pecans..... | 0119-0101 | | 558.4 | 558.4 | 558.4 | 18.0 | 0.0 |
| Almonds..... | 0119-0102 | 12/91 | 178.8 | 178.8 | 193.1 | -6.0 | 8.0 |
| Filberts..... | 0119-0103 | 12/91 | 208.9 | 208.9 | 208.9 | 14.8 | 0.0 |
| Walnuts..... | 0119-0104 | 12/91 | 200.1 | 205.8 | 211.5 | 23.0 | 2.8 |
| Grains..... | 012 | | 144.5 | 138.9 | 138.2 | -9.2 | -0.5 |
| Wheat..... | 0121 | | 136.8 | 137.4 | 135.7 | -10.9 | -1.2 |
| Wheat..... | 0121-01 | | 136.8 | 137.4 | 135.7 | -10.9 | -1.2 |
| Hard red winter wheat..... | 0121-0101 | | 126.9 | 120.1 | 119.9 | -15.9 | -0.2 |
| Hard red spring wheat..... | 0121-0102 | | 155.0 | 174.7 | 172.2 | -6.4 | -1.4 |
| Soft white wheat..... | 0121-0103 | | 132.1 | 124.7 | 121.2 | -13.4 | -2.8 |
| Soft red winter wheat..... | 0121-0104 | | 139.2 | 138.4 | 136.8 | 2.5 | -1.2 |
| Hard amber durum wheat..... | 0121-0105 | 12/84 | 154.1 | 155.7 | 152.3 | -32.4 | -2.2 |
| Other grains..... | 0122 | | 146.7 | 138.9 | 138.8 | -8.7 | -0.1 |
| Barley..... | 0122-01 | | 143.7 | 128.2 | 117.3 | -30.8 | -8.5 |
| Barley..... | 0122-0101 | | 143.7 | 128.2 | 117.3 | -30.8 | -8.5 |
| Corn..... | 0122-02 | | 144.4 | 137.5 | 137.6 | -8.3 | 0.1 |
| Corn..... | 0122-0205 | | 144.4 | 137.5 | 137.6 | -8.3 | 0.1 |
| Oats..... | 0122-03 | | 127.9 | 117.1 | 113.8 | -4.5 | -2.8 |
| Oats..... | 0122-0311 | | 127.9 | 117.1 | 113.8 | -4.5 | -2.8 |
| Rye..... | 0122-04 | | 131.8 | 139.2 | 139.2 | - | 0.0 |
| Rye..... | 0122-0415 | | 131.8 | 139.2 | 139.2 | - | 0.0 |
| Sorghum..... | 0122-05 | 12/91 | 142.8 | 125.7 | 125.3 | -4.6 | -0.3 |
| Sorghum..... | 0122-0501 | 12/91 | 142.8 | 125.7 | 125.3 | -4.6 | -0.3 |
| Rough Rice..... | 0123 | 12/91 | 114.0 | 115.6 | 111.6 | -7.8 | -3.5 |
| Louisiana rough rice..... | 0123-01 | 12/91 | 114.0 | 115.6 | 111.6 | -7.8 | -3.5 |
| Rice..... | 0123-0103 | 12/04 | 193.8 | 196.5 | 189.8 | -7.8 | -3.4 |
| Slaughter livestock..... | 013 | | 110.7 | 128.6 | 136.6 | 17.9 | 6.2 |
| Slaughter cattle..... | 0131 | | 117.8 | 136.3 | 146.7 | 13.5 | 7.6 |
| Slaughter steers and heifers..... | 0131-01 | | 121.2 | 139.2 | 149.0 | 13.1 | 7.0 |
| Slaughter steers and heifers..... | 0131-0199 | 12/91 | 114.8 | 131.9 | 141.2 | 13.1 | 7.1 |
| Slaughter cows and bulls..... | 0131-02 | | 95.8 | 117.9 | 132.7 | 17.5 | 12.6 |
| Slaughter cows and bulls..... | 0131-0299 | 12/91 | 86.1 | 106.0 | 119.3 | 17.5 | 12.5 |
| Slaughter vealers..... | 0131-03 | | 49.6 | 51.6 | 53.4 | 0.4 | 3.5 |
| Slaughter vealers..... | 0131-0399 | 12/91 | 42.8 | 44.6 | 46.2 | 0.4 | 3.6 |
| Slaughter hogs..... | 0132 | | 78.3 | 91.8 | 93.6 | 34.5 | 2.0 |
| Slaughter barrows and gilts..... | 0132-01 | | 78.4 | 90.5 | 92.3 | 35.1 | 2.0 |
| Slaughter barrows and gilts..... | 0132-0199 | 12/91 | 118.6 | 136.8 | 139.5 | 35.2 | 2.0 |
| Slaughter sows..... | 0132-02 | | 74.5 | 111.7 | 113.4 | 25.4 | 1.5 |
| Slaughter sows..... | 0132-0299 | 12/91 | 129.4 | 194.0 | 197.0 | 25.5 | 1.5 |
| Slaughter lambs..... | 0133 | | 176.3 | 234.6 | 225.2 | 31.5 | -4.0 |
| Slaughter lambs..... | 0133-01 | | 176.3 | 234.6 | 225.2 | 31.5 | -4.0 |
| Slaughter lambs..... | 0133-0199 | 12/91 | 203.3 | 270.6 | 259.7 | 31.4 | -4.0 |
| Slaughter poultry..... | 014 | | 183.5 | 202.4 | 200.5 | 9.0 | -0.9 |
| Slaughter chickens..... | 0141 | | 190.0 | 216.9 | 213.5 | 9.2 | -1.6 |
| Slaughter broiler/fryers..... | 0141-02 | | 192.6 | 219.9 | 216.5 | 9.2 | -1.5 |
| Slaughter broilers/fryers..... | 0141-0299 | 12/91 | 185.5 | 211.8 | 208.5 | 9.2 | -1.6 |
| Slaughter turkeys..... | 0142 | | 159.7 | 144.9 | 149.6 | 8.2 | 3.2 |
| Slaughter turkeys..... | 0142-01 | | 159.7 | 144.9 | 149.6 | 8.2 | 3.2 |
| Slaughter turkeys..... | 0142-0199 | 12/91 | 145.3 | 131.9 | 136.1 | 8.2 | 3.2 |
| Slaughter ducks..... | 0143 | 12/91 | 217.7 | 217.7 | 217.7 | -2.4 | 0.0 |
| Slaughter ducks..... | 0143-01 | 12/91 | 217.7 | 217.7 | 217.7 | -2.4 | 0.0 |
| Slaughter ducks..... | 0143-0199 | 12/91 | 217.7 | 217.7 | 217.7 | -2.4 | 0.0 |
| Plant and animal fibers..... | 015 | | 105.5 | 107.4 | 106.8 | 40.7 | -0.6 |
| Raw cotton..... | 0151 | | 104.6 | 106.5 | 105.8 | 40.1 | -0.7 |
| Raw cotton..... | 0151-01 | | 104.6 | 106.5 | 105.8 | 40.1 | -0.7 |
| Raw Cotton..... | 0151-0101 | | 104.6 | 106.5 | 105.8 | 40.1 | -0.7 |
| Wool..... | 0152 | | 118.9 | 127.3 | 133.1 | 125.6 | 4.6 |

See footnotes at end of table.

Table 6. Producer price indexes and percent changes for commodity and service groupings and individual items, not seasonally adjusted — Continued
 [1982=100 unless otherwise indicated]

| Commodity | Commodity code | Other index base | Index | | | Percent change to Apr. 2010 from: | |
|--|----------------|------------------|------------------------|------------------------|------------------------|-----------------------------------|------------|
| | | | Dec. 2009 ¹ | Mar. 2010 ¹ | Apr. 2010 ¹ | Apr. 2009 | Mar. 2010 |
| Wool..... | 0152-01 | | 118.9 | 127.3 | 133.1 | 125.6 | 4.6 |
| Wool..... | 0152-0199 | 12/91 | 176.4 | 188.9 | 197.6 | 125.6 | 4.6 |
| Fluid milk..... | 016 | | 123.6 | 113.0 | 109.3 | 22.7 | -3.3 |
| Milk eligible for fluid use..... | 0161 | | 123.8 | 113.3 | 109.6 | 22.7 | -3.3 |
| Milk eligible for fluid use..... | 0161-01 | | 123.8 | 113.3 | 109.6 | 22.7 | -3.3 |
| Milk, eligible for fluid use..... | 0161-0102 | | 123.8 | 113.3 | 109.6 | 22.7 | -3.3 |
| Milk..... | 0162 | | 133.0 | 113.3 | 112.5 | 20.2 | -0.7 |
| Milk, manufacturing grade..... | 0162-01 | | 133.0 | 113.3 | 112.5 | 20.2 | -0.7 |
| Milk, manufacturing grade..... | 0162-0101 | | 133.0 | 113.3 | 112.5 | 20.2 | -0.7 |
| Chicken eggs..... | 017 | | 170.5 | 182.9 | 132.8 | -14.9 | -27.4 |
| Chicken eggs..... | 0171 | | 170.5 | 182.9 | 132.8 | -14.9 | -27.4 |
| Eggs for fresh use..... | 0171-07 | 12/91 | 152.7 | 157.9 | 113.1 | -20.8 | -28.4 |
| Eggs, jumbo..... | 0171-0701 | 12/84 | 156.8 | 163.4 | 123.8 | -16.6 | -24.2 |
| Eggs, extra large..... | 0171-0702 | 12/84 | 173.7 | 177.5 | 128.6 | -21.4 | -27.5 |
| Eggs, large..... | 0171-0703 | | 190.5 | 193.9 | 137.3 | -23.6 | -29.2 |
| Eggs, medium..... | 0171-0704 | 12/84 | 153.9 | 174.6 | 126.6 | -7.5 | -27.5 |
| Eggs, small..... | 0171-0705 | 12/84 | 136.1 | 137.0 | 126.2 | 7.0 | -7.9 |
| Breaker stock and checks and undergrades..... | 0171-08 | 12/91 | 127.4 | 156.4 | 118.7 | 11.1 | -24.1 |
| Breaker stock..... | 0171-0801 | 12/91 | 129.2 | 155.5 | 120.3 | 12.1 | -22.6 |
| Checks and undergrades..... | 0171-0802 | 12/91 | 121.4 | 171.4 | 113.4 | 4.1 | -33.8 |
| Hay, hayseeds and oilseeds..... | 018 | | 195.1 | 181.0 | 184.3 | -9.7 | 1.8 |
| Alfalfa hay..... | 0181 | | 202.9 | 204.8 | 208.5 | -15.0 | 1.8 |
| Alfalfa hay..... | 0181-01 | | 202.9 | 204.8 | 208.5 | -15.0 | 1.8 |
| Alfalfa..... | 0181-0101 | | 202.9 | 204.8 | 208.5 | -15.0 | 1.8 |
| Oilseeds..... | 0183 | | 189.8 | 173.5 | 176.7 | -8.7 | 1.8 |
| Oilseeds..... | 0183-01 | | 189.8 | 173.5 | 176.7 | -8.7 | 1.8 |
| Peanuts..... | 0183-0111 | | 98.1 | 99.6 | 101.3 | -15.9 | 1.7 |
| Cottonseed..... | 0183-0121 | | 207.8 | - | - | - | - |
| Soybeans..... | 0183-0131 | | 176.2 | 160.1 | 163.2 | -7.3 | 1.9 |
| Flaxseed..... | 0183-0151 | 12/91 | 169.0 | 171.8 | 164.8 | 3.8 | -4.1 |
| Sunflower..... | 0183-0161 | 12/91 | 140.5 | 152.9 | 150.1 | -21.9 | -1.8 |
| Processed foods and feeds..... | 02 | | 177.9 | 179.5 | 180.7 | 3.0 | 0.7 |
| Cereal and bakery products..... | 021 | | 220.1 | 218.2 | 217.7 | -2.6 | -0.2 |
| Bakery products..... | 0211 | | 245.3 | 245.1 | 244.8 | -0.5 | -0.1 |
| Bread, including frozen..... | 0211-02 | 06/06 | 118.9 | 119.0 | 119.2 | -1.2 | 0.2 |
| Bread, including frozen..... | 0211-0201 | 06/06 | 118.9 | 119.0 | 119.2 | -1.2 | 0.2 |
| Bread rolls, muffins, bagels, & croissants..... | 0211-05 | | 251.1 | 251.0 | 250.7 | -1.3 | -0.1 |
| Bread rolls, muffins, bagels, & croissants..... | 0211-0505 | 06/06 | 122.5 | 122.5 | 122.3 | -1.3 | -0.2 |
| Sweet yeast goods..... | 0211-07 | | 224.3 | 224.0 | 223.4 | -0.3 | -0.3 |
| Other sweet goods, except frozen..... | 0211-0703 | 06/99 | 139.4 | 139.3 | 138.9 | -0.3 | -0.3 |
| Soft cakes..... | 0211-08 | | 272.3 | 269.4 | 267.6 | -1.4 | -0.7 |
| Soft cakes..... | 0211-0803 | 06/99 | 139.7 | 138.2 | 137.3 | -1.4 | -0.7 |
| Pies..... | 0211-09 | | 295.8 | 281.8 | 271.5 | -8.0 | -3.7 |
| Pies..... | 0211-0903 | 06/99 | 148.9 | 141.9 | 136.7 | -8.0 | -3.7 |
| Cookies, crackers, and related products..... | 0211-21 | | 222.6 | 223.5 | 223.6 | 1.5 | 0.0 |
| Cookies, wafers, and ice cream cones and cups, except frozen..... | 0211-2103 | 06/83 | 201.1 | 202.5 | 202.6 | 1.1 | 0.0 |
| Crackers, soft pretzels, biscuits, and related products..... | 0211-2104 | 06/83 | 239.2 | 239.2 | 239.2 | 1.9 | 0.0 |
| Flour and flour base mixes and doughs..... | 0212 | | 171.2 | 168.1 | 168.7 | -6.4 | 0.4 |
| Flour..... | 0212-03 | | 172.6 | 167.4 | 168.2 | -10.5 | 0.5 |
| Wheat flour..... | 0212-0301 | 06/83 | 168.5 | 163.4 | 164.2 | -10.5 | 0.5 |
| Flour base mixes and doughs..... | 0212-04 | | 173.1 | 172.2 | 172.6 | -1.8 | 0.2 |
| Flour base mixes and doughs..... | 0212-0401 | 06/83 | 181.9 | 180.9 | 181.3 | -1.8 | 0.2 |
| Milled rice..... | 0213 | | 192.5 | 189.5 | 182.8 | -12.8 | -3.5 |
| Head rice..... | 0213-01 | | 200.6 | 196.5 | 190.4 | -11.6 | -3.1 |
| Head rice..... | 0213-0106 | 06/03 | 194.3 | 190.3 | 184.3 | -11.7 | -3.2 |
| Other milled rice and byproducts..... | 0213-02 | 06/84 | 126.6 | 127.9 | 120.8 | -18.4 | -5.6 |
| Other milled rice and byproducts..... | 0213-0201 | 06/84 | 126.6 | 127.9 | 120.8 | -18.4 | -5.6 |
| Other cereals..... | 0214 | | 203.8 | 199.8 | 199.7 | -1.5 | -0.1 |
| Pasta products..... | 0214-02 | 06/85 | 174.8 | 172.4 | 172.2 | -6.0 | -0.1 |
| Pasta products, including egg noodles..... | 0214-0203 | 12/02 | 143.9 | 141.9 | 141.7 | -6.0 | -0.1 |
| Dry macaroni, spaghetti, vermicelli, & other pasta prods, mitse (except canned or frozen)..... | 0214-020301 | 06/09 | 95.2 | 93.8 | 93.6 | - | -0.2 |
| Dry macaroni, spaghetti, vermicelli, & other macaroni prods, mitse, pkgd with other ingredients..... | 0214-020302 | 06/09 | 97.3 | 96.5 | 96.5 | - | 0.0 |

See footnotes at end of table.

Table 6. Producer price indexes and percent changes for commodity and service groupings and individual items, not seasonally adjusted — Continued
 [1982=100 unless otherwise indicated]

| Commodity | Commodity code | Other index base | Index | | | Percent change to Apr. 2010 from: | |
|--|----------------|------------------|------------------------|------------------------|------------------------|-----------------------------------|-----------|
| | | | Dec. 2009 ¹ | Mar. 2010 ¹ | Apr. 2010 ¹ | Apr. 2009 | Mar. 2010 |
| Other cereals except pasta products..... | 0214-09 | 06/85 | 194.6 | 190.6 | 190.5 | -0.7 | -0.1 |
| Breakfast cereals, instant, hot, and cooked (including infant cereals)..... | 0214-0903 | 12/00 | 111.7 | 109.7 | 109.9 | -0.3 | 0.2 |
| Ready-to-serve breakfast cereals, except infant cereals..... | 0214-0904 | 12/83 | 202.7 | 202.9 | 202.9 | 0.5 | 0.0 |
| Manufactured starch..... | 0214-0907 | 06/85 | 191.4 | 189.0 | 182.0 | -4.4 | -3.7 |
| Wheat mill products, corn mill products, and other grain mill products except flour..... | 0214-0908 | 06/98 | 165.9 | 149.7 | 155.1 | -1.3 | 3.6 |
| Meats, poultry, and fish..... | 022 | | 145.1 | 154.0 | 158.7 | 8.7 | 3.1 |
| Meats..... | 0221 | | 135.5 | 144.7 | 153.0 | 13.8 | 5.7 |
| Beef and veal products, fresh or frozen..... | 0221-01 | | 139.7 | 149.3 | 163.3 | 16.0 | 9.4 |
| Beef fresh/frozen whole, half carcass, primal cut beef..... | 0221-0103 | 06/01 | 112.2 | 117.0 | 125.4 | 12.7 | 7.2 |
| Boneless beef, fresh/frozen, inc. ground bulk/patty..... | 0221-0126 | 06/08 | 91.8 | 99.6 | 103.2 | 15.4 | 3.6 |
| Other beef product, fresh or frozen, inc. organ cuts, misp..... | 0221-0128 | 06/01 | 231.3 | 228.5 | 238.7 | 19.7 | 4.5 |
| Veal, fresh or frozen, not canned or sausage, misp..... | 0221-0129 | 12/88 | 85.4 | 86.6 | 88.2 | -2.0 | 1.8 |
| Fresh/frozen subprimal & fabricated cuts (boxed beef), not canned/sausage misp..... | 0221-0133 | 12/95 | 123.5 | 133.4 | 150.5 | 17.2 | 12.8 |
| Lamb or mutton, fresh or frozen, made in slaughtering plants..... | 0221-03 | | 246.7 | 241.7 | 260.7 | 15.3 | 7.9 |
| Lamb or mutton, fresh or frozen, made in slaughtering plants... | 0221-0321 | 12/88 | 197.3 | 193.3 | 208.5 | 15.3 | 7.9 |
| Pork products, fresh, frozen or processed..... | 0221-04 | | 122.6 | 135.3 | 141.3 | 22.1 | 4.4 |
| Pork, fresh/frozen, unprocessed, all cuts, ex. sausage..... | 0221-0444 | 06/01 | 92.9 | 105.5 | 112.5 | 34.7 | 6.6 |
| Pork, processed or cured, not canned or sausage..... | 0221-0447 | 06/01 | 107.1 | 112.5 | 113.3 | 4.3 | 0.7 |
| Other meats, fresh, frozen, or canned..... | 0221-05 | | 135.3 | 140.2 | 141.7 | 3.3 | 1.1 |
| Fresh/processed sausage, deli & cooked meats, etc..... | 0221-0503 | 06/01 | 117.9 | 121.9 | 122.2 | 3.3 | 0.2 |
| Boxed meat (beef, pork, lamb, etc.), made from purchased carcasses..... | 0221-0504 | 06/08 | 97.9 | 102.1 | 105.0 | 3.9 | 2.8 |
| Frozen ground meat patties, made from purchased carcasses..... | 0221-0505 | 06/08 | 95.3 | 101.1 | 104.1 | 4.6 | 3.0 |
| Canned meats, excluding dog, cat, and baby food..... | 0221-0579 | 12/88 | 146.2 | 145.5 | 144.7 | 4.3 | -0.5 |
| Portion control & other meat-type products..... | 0221-0586 | 12/01 | 104.4 | 108.2 | 109.2 | 1.9 | 0.9 |
| Processed poultry..... | 0222 | | 137.9 | 141.5 | 142.8 | 1.3 | 0.9 |
| Young chickens (broilers/fryers/roasters)..... | 0222-03 | | 143.7 | 147.8 | 148.5 | 0.9 | 0.5 |
| Young chickens (broilers/fryers/roasters)..... | 0222-0333 | 12/90 | 142.0 | 146.0 | 146.7 | 0.9 | 0.5 |
| Turkeys (toms/hens), inc. whole/parts/ground..... | 0222-06 | | 121.4 | 123.3 | 127.6 | 5.4 | 3.5 |
| Turkeys (toms/hens), inc. whole/parts/ground..... | 0222-0611 | 12/90 | 120.5 | 122.4 | 126.6 | 5.3 | 3.4 |
| Canned, cooked, smoked or prepared poultry..... | 0222-08 | | 133.6 | 137.3 | 138.7 | 0.8 | 1.0 |
| Canned, cooked, smoked or prepared poultry..... | 0222-0811 | 12/90 | 109.8 | 112.8 | 114.0 | 0.8 | 1.1 |
| Unprocessed and packaged fish..... | 0223 | | 251.1 | 284.9 | 267.2 | 2.1 | -6.2 |
| Unprocessed finfish..... | 0223-01 | | 312.4 | 454.0 | 336.0 | -8.7 | -26.0 |
| Haddock..... | 0223-0101 | | 127.4 | 206.1 | 192.0 | 9.7 | -6.8 |
| Halibut..... | 0223-0102 | | - | - | 389.5 | -29.6 | - |
| Flounder..... | 0223-0131 | 12/91 | 123.7 | 151.3 | 111.2 | -27.2 | -26.5 |
| Cod..... | 0223-0132 | 12/91 | 110.8 | 136.1 | 148.4 | -11.9 | 9.0 |
| Pollock..... | 0223-0133 | 12/91 | 53.8 | 134.4 | 112.8 | 130.2 | -16.1 |
| Other finfish..... | 0223-0199 | 12/91 | 307.1 | 348.3 | 275.8 | -9.9 | -20.8 |
| Fresh packaged fish and seafood..... | 0223-02 | | 297.5 | 311.1 | 302.1 | 1.3 | -2.9 |
| Fresh packaged fish and seafood..... | 0223-0209 | 12/82 | 256.0 | 267.7 | 260.0 | 1.3 | -2.9 |
| Frozen packaged fish and seafood..... | 0223-03 | | 198.0 | 201.4 | 204.0 | 1.2 | 1.3 |
| Frozen packaged fish, excluding shellfish..... | 0223-0311 | 12/82 | 225.2 | 228.6 | 231.8 | 4.5 | 1.4 |
| Frozen packaged shellfish and other seafood..... | 0223-0313 | 12/82 | 170.8 | 174.2 | 176.1 | -3.4 | 1.1 |
| Canned and cured seafood..... | 0223-04 | | 124.7 | 125.4 | 126.3 | 2.4 | 0.7 |
| Canned and cured seafood..... | 0223-0429 | 12/84 | 141.3 | 142.1 | 143.1 | 2.3 | 0.7 |
| Unprocessed shellfish..... | 0223-05 | 12/91 | 144.4 | 212.2 | 190.0 | 23.2 | -10.5 |
| Shrimp..... | 0223-0501 | 12/91 | 66.5 | 68.3 | 70.1 | -12.0 | 2.6 |
| Crabs..... | 0223-0502 | 12/91 | 226.3 | 444.7 | 374.5 | 76.4 | -15.8 |
| Lobsters..... | 0223-0503 | 12/91 | 93.7 | 123.4 | 109.8 | -10.8 | -11.0 |
| Clams..... | 0223-0504 | 12/91 | 176.8 | 198.1 | 198.1 | 18.2 | 0.0 |
| Other shellfish..... | 0223-0599 | 12/91 | 115.9 | 128.0 | 120.1 | 10.4 | -6.2 |
| Dairy products..... | 023 | | 170.6 | 167.3 | 168.3 | 9.3 | 0.6 |
| Fluid milk products..... | 0231 | | 191.9 | 193.4 | 190.0 | 10.4 | -1.8 |
| Packaged fluid milk and related products..... | 0231-03 | 12/82 | 196.4 | 199.1 | 193.7 | 9.3 | -2.7 |
| Fluid whole milk..... | 0231-0301 | | 187.5 | 191.1 | 185.4 | 11.7 | -3.0 |
| Reduced fat and lowfat milk (1/2-2)..... | 0231-0302 | 12/82 | 212.5 | 216.8 | 209.1 | 10.5 | -3.6 |
| Fat free or skim milk..... | 0231-0303 | 12/82 | 212.5 | 212.2 | 208.2 | 8.9 | -1.9 |
| Cream: light, heavy, sour, half & half, and whipped..... | 0231-0304 | 12/82 | 183.2 | 182.8 | 181.1 | 1.7 | -0.9 |
| Cottage cheese..... | 0231-04 | 12/82 | 206.8 | 212.8 | 208.6 | 9.0 | -2.0 |
| Cottage cheese..... | 0231-0401 | 12/82 | 206.8 | 212.8 | 208.6 | 9.0 | -2.0 |
| Other milk products..... | 0231-05 | 12/82 | 178.7 | 179.5 | 178.9 | 2.9 | -0.3 |
| Other milk products..... | 0231-0501 | 12/82 | 178.7 | 179.5 | 178.9 | 2.9 | -0.3 |

See footnotes at end of table.

Table 6. Producer price indexes and percent changes for commodity and service groupings and individual items, not seasonally adjusted — Continued
 [1982=100 unless otherwise indicated]

| Commodity | Commodity code | Other index base | Index | | | Percent change to Apr. 2010 from: | |
|--|----------------|------------------|------------------------|------------------------|------------------------|-----------------------------------|-----------|
| | | | Dec. 2009 ¹ | Mar. 2010 ¹ | Apr. 2010 ¹ | Apr. 2009 | Mar. 2010 |
| Bulk fluid milk and cream..... | 0231-06 | 12/91 | 134.6 | 132.8 | 133.6 | 20.7 | 0.6 |
| Bulk fluid milk and cream..... | 0231-0601 | 12/91 | 134.6 | 132.8 | 133.6 | 20.7 | 0.6 |
| Butter..... | 0232 | | 106.1 | 106.4 | 108.7 | 21.7 | 2.2 |
| Butter..... | 0232-01 | | 106.1 | 106.4 | 108.7 | 21.7 | 2.2 |
| Creamery butter..... | 0232-0114 | 06/84 | 105.9 | 106.2 | 108.5 | 21.8 | 2.2 |
| Natural, processed, and imitation cheese..... | 0233 | | 147.6 | 138.6 | 143.3 | 8.1 | 3.4 |
| Natural cheese, except cottage cheese..... | 0233-02 | | 145.0 | 133.0 | 139.5 | 9.8 | 4.9 |
| Natural cheese, except cottage cheese..... | 0233-0212 | 06/88 | 159.0 | 145.9 | 153.0 | 9.8 | 4.9 |
| Processed cheese and related products..... | 0233-03 | | 138.0 | 136.5 | 135.9 | 2.6 | -0.4 |
| Processed cheese and related products..... | 0233-0312 | 06/88 | 146.7 | 145.1 | 144.5 | 2.7 | -0.4 |
| Imitation cheese..... | 0233-04 | 06/88 | 215.5 | 228.1 | 226.0 | 6.2 | -0.9 |
| Imitation cheese..... | 0233-0401 | 06/88 | 215.5 | 228.1 | 226.0 | 6.2 | -0.9 |
| Liquid raw whey..... | 0233-07 | 12/04 | 131.8 | 139.7 | 138.3 | 23.0 | -1.0 |
| Liquid raw whey..... | 0233-0701 | 12/04 | 131.8 | 139.7 | 138.3 | 23.0 | -1.0 |
| Ice cream and frozen desserts..... | 0234 | | 192.4 | 192.5 | 192.1 | 0.2 | -0.2 |
| Ice cream and frozen desserts..... | 0234-02 | 06/83 | 189.8 | 189.9 | 189.5 | 0.2 | -0.2 |
| Ice Cream and frozen desserts..... | 0234-0201 | 06/83 | 189.8 | 189.9 | 189.5 | 0.2 | -0.2 |
| Dry, condensed, and evaporated milk products..... | 0235 | | 169.5 | 167.9 | 169.4 | 16.3 | 0.9 |
| Dry milk products, including feed grade..... | 0235-02 | 12/83 | 151.6 | 148.1 | 150.3 | 24.7 | 1.5 |
| Dry milk products, including feed grade..... | 0235-0201 | 12/83 | 151.6 | 148.1 | 150.3 | 24.7 | 1.5 |
| Liquid milk products..... | 0235-03 | 12/83 | 202.7 | 205.2 | 204.9 | 4.4 | -0.1 |
| Consumer-type canned milk products..... | 0235-0301 | 12/83 | 230.6 | 234.6 | 235.2 | -0.1 | 0.3 |
| Bulk liquid milk products, including feed grade..... | 0235-0303 | 12/83 | 146.1 | 145.1 | 142.6 | 26.3 | -1.7 |
| Ice cream mixes and related products..... | 0235-05 | 06/02 | 115.7 | 115.7 | 116.5 | 14.8 | 0.7 |
| Ice cream mixes and related products..... | 0235-0502 | 06/02 | 115.7 | 115.7 | 116.5 | 14.8 | 0.7 |
| Processed fruits and vegetables..... | 024 | | 176.9 | 177.3 | 177.5 | 1.1 | 0.1 |
| Canned fruits and juices..... | 0241 | | 186.4 | 186.5 | 187.4 | 0.6 | 0.5 |
| Canned fruits..... | 0241-01 | | 177.7 | 174.6 | 175.7 | -4.1 | 0.6 |
| Canned fruits..... | 0241-0105 | 12/87 | 156.6 | 153.8 | 154.7 | -4.2 | 0.6 |
| Canned or fresh fruit juices..... | 0241-02 | | 193.6 | 195.2 | 196.2 | 3.0 | 0.5 |
| Canned or fresh fruit juices..... | 0241-0239 | 12/87 | 159.4 | 160.7 | 161.5 | 3.1 | 0.5 |
| Frozen fruits, juices and ades..... | 0242 | | 147.6 | 156.8 | 157.2 | 13.7 | 0.3 |
| Frozen fruits, melons, and berries..... | 0242-02 | | 170.3 | 169.8 | 169.6 | -9.7 | -0.1 |
| Frozen fruits, melons, and berries..... | 0242-0209 | 12/90 | 160.7 | 160.3 | 160.1 | -9.7 | -0.1 |
| Frozen juices and ades..... | 0242-03 | | 139.9 | 152.1 | 152.6 | 25.5 | 0.3 |
| Frozen orange juice..... | 0242-0301 | | 128.8 | 141.8 | 144.5 | 22.9 | 1.9 |
| Canned vegetables and juices..... | 0244 | | 169.2 | 167.0 | 166.6 | -2.4 | -0.2 |
| Can vegetables and juices..... | 0244-01 | | 169.2 | 167.0 | 166.6 | -2.4 | -0.2 |
| Canned vegetables, excl. hominy and mushrooms..... | 0244-0102 | 12/87 | 179.4 | 174.1 | 175.1 | -5.4 | 0.6 |
| Catsup and other tomato sauces..... | 0244-0127 | 12/87 | 155.6 | 155.3 | 153.9 | -0.6 | -0.9 |
| Canned vegetable juices..... | 0244-0139 | 12/87 | 125.1 | 124.5 | 124.5 | 0.1 | 0.0 |
| Frozen vegetables..... | 0245 | | 180.1 | 180.8 | 180.1 | 1.1 | -0.4 |
| Frozen potatoes..... | 0245-02 | 12/90 | 174.9 | 175.4 | 174.7 | 4.2 | -0.4 |
| Frozen French fried potatoes..... | 0245-0201 | | 219.7 | 219.7 | 218.6 | 4.9 | -0.5 |
| Other frozen potato products..... | 0245-0209 | | 196.4 | 199.3 | 199.7 | 0.6 | 0.2 |
| Frozen vegetables, except potatoes..... | 0245-05 | 12/90 | 129.7 | 130.5 | 130.0 | -2.9 | -0.4 |
| Frozen vegetable combinations..... | 0245-0521 | 12/90 | 116.2 | 116.2 | 115.7 | -0.9 | -0.4 |
| Frozen vegetables, exc. potatoes & vegetable combinations. . . | 0245-0541 | 06/97 | 126.6 | 127.6 | 127.1 | -3.4 | -0.4 |
| Dried and dehydrated food..... | 0248 | 12/03 | 139.0 | 138.5 | 139.2 | 1.5 | 0.5 |
| Dried and dehydrated food..... | 0248-01 | 12/03 | 139.0 | 138.5 | 139.2 | 1.5 | 0.5 |
| Dried and dehydrated food..... | 0248-0101 | 12/03 | 139.0 | 138.5 | 139.2 | 1.5 | 0.5 |
| Sugar and confectionery..... | 025 | | 198.1 | 200.8 | 200.4 | 4.3 | -0.2 |
| Raw cane sugar and byproducts..... | 0252 | | 160.0 | 181.7 | 170.9 | 29.0 | -5.9 |
| Raw cane sugar and byproducts..... | 0252-01 | | 160.0 | 181.7 | 170.9 | 29.0 | -5.9 |
| Raw cane sugar & other mill products & byproducts..... | 0252-0103 | 12/03 | 147.5 | 167.5 | 157.5 | 28.9 | -6.0 |
| Refined sugar and byproducts..... | 0253 | | 172.7 | 183.8 | 187.8 | 20.4 | 2.2 |
| Refined sugar products and byproducts..... | 0253-07 | 12/02 | 143.8 | 153.0 | 156.4 | 20.4 | 2.2 |
| Refined cane sugar and byproducts..... | 0253-0701 | 12/02 | 158.4 | 164.9 | 169.4 | 26.1 | 2.7 |
| Refined beet sugar and byproducts..... | 0253-0702 | 12/02 | 125.1 | 137.9 | 139.7 | 12.4 | 1.3 |
| Confectionery materials..... | 0254 | | 185.4 | 174.0 | 168.0 | -8.7 | -3.4 |
| Confectionery materials..... | 0254-01 | | 185.4 | 174.0 | 168.0 | -8.7 | -3.4 |
| Chocolate coatings..... | 0254-0104 | 06/83 | 131.4 | 131.6 | 132.2 | 3.6 | 0.5 |
| Other chocolate and cocoa products..... | 0254-0105 | 06/83 | 198.6 | 199.6 | 199.7 | 6.3 | 0.1 |
| Corn sweeteners..... | 0254-0107 | 06/85 | 216.8 | 197.4 | 187.3 | -14.4 | -5.1 |

See footnotes at end of table.

Table 6. Producer price indexes and percent changes for commodity and service groupings and individual items, not seasonally adjusted — Continued
 [1982=100 unless otherwise indicated]

| Commodity | Commodity code | Other index base | Index | | | Percent change to Apr. 2010 from: | |
|--|----------------|------------------|------------------------|------------------------|------------------------|-----------------------------------|-----------|
| | | | Dec. 2009 ¹ | Mar. 2010 ¹ | Apr. 2010 ¹ | Apr. 2009 | Mar. 2010 |
| Confectionery end products..... | 0255 | | 232.5 | 235.7 | 236.7 | 2.7 | 0.4 |
| Chewing gum..... | 0255-02 | | 238.3 | 238.3 | 238.3 | -2.8 | 0.0 |
| Chewing gum..... | 0255-0201 | | 238.3 | 238.3 | 238.3 | -2.8 | 0.0 |
| Candy and nuts..... | 0255-03 | 06/83 | 206.0 | 209.5 | 210.5 | 3.4 | 0.5 |
| Chocolate and chocolate-type confectionery products..... | 0255-0301 | 06/83 | 209.0 | 209.9 | 209.9 | 0.7 | 0.0 |
| Nonchocolate confectionery products..... | 0255-0302 | 06/83 | 193.5 | 194.5 | 194.7 | 0.5 | 0.1 |
| Nuts and seeds (salted, roasted, cooked or blanched)..... | 0255-0304 | 06/91 | 144.6 | 154.2 | 157.5 | 15.4 | 2.1 |
| Other confectionery products..... | 0255-0305 | 06/91 | 132.9 | 132.3 | 132.6 | 0.8 | 0.2 |
| Sweetening syrups and molasses..... | 0255-04 | 12/85 | 157.9 | 153.3 | 153.6 | 1.7 | 0.2 |
| Sweetening syrups and molasses..... | 0255-0401 | 12/85 | 157.9 | 153.3 | 153.6 | 1.7 | 0.2 |
| Beverages and beverage materials..... | 026 | | 180.3 | 181.8 | 182.1 | 1.3 | 0.2 |
| Alcoholic beverages..... | 0261 | | 173.9 | 173.9 | 173.8 | 1.2 | -0.1 |
| Malt beverages..... | 0261-01 | | 176.5 | 176.8 | 176.9 | 2.9 | 0.1 |
| Bottled beer and ale..... | 0261-0101 | | 150.7 | 150.3 | 150.4 | 0.5 | 0.1 |
| Canned beer and ale..... | 0261-0103 | | 186.9 | 187.7 | 187.7 | 4.3 | 0.0 |
| Beer and ale in barrels and kegs..... | 0261-0105 | 06/82 | 225.6 | 227.3 | 227.8 | 4.7 | 0.2 |
| Other malt beverages and brewing products..... | 0261-0108 | 12/03 | 116.2 | 116.4 | 116.4 | 0.2 | 0.0 |
| Distilled & bottled liquor (excluding brandy), and distilled grains... Distilled & bottled liquor (excluding brandy), and distilled grains..... | 0261-02 | | 173.6 | 173.2 | 172.1 | -1.8 | -0.6 |
| Distilled & bottled liquor (excluding brandy), and distilled grains..... | 0261-0215 | 06/83 | 190.0 | 189.5 | 188.4 | -1.8 | -0.6 |
| Wines, brandy and brandy spirits..... | 0261-04 | 12/83 | 166.0 | 165.5 | 165.5 | -0.9 | 0.0 |
| Wines, brandy, and brandy spirits..... | 0261-0441 | 06/06 | 105.8 | 105.6 | 105.5 | -0.9 | -0.1 |
| Soft drinks..... | 0262 | | 181.8 | 185.3 | 185.6 | 1.9 | 0.2 |
| Noncarbonated soft drinks..... | 0262-06 | | 182.7 | 184.4 | 182.8 | 0.8 | -0.9 |
| Bottled water manufacturing..... | 0262-0608 | 12/03 | 97.2 | 99.0 | 98.3 | -1.2 | -0.7 |
| Noncarbonated soft drinks..... | 0262-0609 | | 192.9 | 194.3 | 192.5 | 1.3 | -0.9 |
| Bottled carbonated soft drinks..... | 0262-07 | 12/96 | 146.9 | 150.9 | 150.9 | 2.4 | 0.0 |
| Bottled carbonated soft drinks..... | 0262-0705 | 12/96 | 144.3 | 148.4 | 148.3 | 2.3 | -0.1 |
| Canned carbonated soft drinks..... | 0262-08 | 12/96 | 124.0 | 126.2 | 128.2 | 2.4 | 1.6 |
| Canned carbonated soft drinks..... | 0262-0801 | 12/96 | 124.0 | 126.2 | 128.2 | 2.4 | 1.6 |
| Packaged beverage materials..... | 0263 | | 178.2 | 179.4 | 181.1 | 1.9 | 0.9 |
| Coffee (whole bean, ground, & instant)..... | 0263-01 | | 180.7 | 182.0 | 183.9 | 1.9 | 1.0 |
| Soluble (instant) coffee..... | 0263-0103 | | 170.7 | 169.5 | 171.2 | -0.6 | 1.0 |
| Ground roasted and whole bean coffee..... | 0263-0104 | 06/88 | 156.5 | 158.1 | 159.7 | 2.4 | 1.0 |
| Tea..... | 0263-03 | | 160.4 | 161.2 | 161.4 | 1.4 | 0.1 |
| Tea in consumer packages, exc. canned ice tea..... | 0263-0313 | 12/85 | 136.0 | 136.7 | 136.9 | 1.5 | 0.1 |
| Other beverage materials..... | 0264 | | 202.8 | 202.2 | 201.8 | -1.8 | -0.2 |
| Other beverage materials..... | 0264-01 | | 202.8 | 202.2 | 201.8 | -1.8 | -0.2 |
| Malt and malt by-products..... | 0264-0101 | | 150.5 | 140.3 | 138.5 | -9.5 | -1.3 |
| Liquid beverage bases, not used for soft drinks..... | 0264-0109 | 12/85 | 169.9 | 172.5 | 172.1 | 0.7 | -0.2 |
| Liquid beverage bases, used for soft drink..... | 0264-0111 | 12/85 | 222.1 | 223.1 | 222.9 | -1.0 | -0.1 |
| Fats and oils..... | 027 | | 227.5 | 229.1 | 228.8 | 2.1 | -0.1 |
| Animal fats and oils..... | 0271 | | 197.0 | 206.1 | 206.3 | 36.6 | 0.1 |
| Animal fats and oils, made in slaughtering plants..... | 0271-01 | | 197.0 | 206.1 | 206.3 | 36.6 | 0.1 |
| Animal fats and oils, made in slaughtering plants..... | 0271-0117 | 06/01 | 227.2 | 237.6 | 237.9 | 36.6 | 0.1 |
| Shortening and cooking oil..... | 0278 | | 224.5 | 228.3 | 229.3 | 0.8 | 0.4 |
| Shortening and cooking oil..... | 0278-01 | | 224.5 | 228.3 | 229.3 | 0.8 | 0.4 |
| Shortening, 100 percent vegetable..... | 0278-0102 | 12/89 | 134.1 | 138.6 | 141.8 | 0.1 | 2.3 |
| Margarine..... | 0278-0109 | | 272.2 | 274.2 | 273.6 | 5.8 | -0.2 |
| Salad and cooking oils..... | 0278-0111 | | 215.3 | 211.1 | 215.6 | -13.1 | 2.1 |
| All other fully refined oils..... | 0278-0113 | | 177.7 | 179.0 | 180.2 | 5.8 | 0.7 |
| Other oilseed processing..... | 027A | 12/04 | 178.0 | 172.8 | 169.4 | 0.2 | -2.0 |
| Other oilseed processing..... | 027A-01 | 12/04 | 178.0 | 172.8 | 169.4 | 0.2 | -2.0 |
| Other oilseed processing..... | 027A-0101 | 12/04 | 178.0 | 172.8 | 169.4 | 0.2 | -2.0 |
| Miscellaneous processed foods..... | 028 | | 202.2 | 201.5 | 202.8 | 1.2 | 0.6 |
| Jams, jellies, and preserves..... | 0281 | | 159.4 | 160.8 | 160.2 | -5.7 | -0.4 |
| Jams, jellies and preserves..... | 0281-01 | | 159.4 | 160.8 | 160.2 | -5.7 | -0.4 |
| Jams, jellies and preserves..... | 0281-0102 | 12/87 | 141.1 | 142.3 | 141.8 | -5.7 | -0.4 |
| Pickles and pickle products..... | 0282 | | 211.2 | 211.2 | 211.2 | 0.1 | 0.0 |
| Pickles and pickle products..... | 0282-01 | | 211.2 | 211.2 | 211.2 | 0.1 | 0.0 |
| Pickles and pickle products..... | 0282-0106 | 12/86 | 188.8 | 188.8 | 188.8 | 0.2 | 0.0 |
| Processed eggs..... | 0283 | | 130.5 | 139.5 | 139.0 | 20.7 | -0.4 |
| Processed eggs..... | 0283-01 | | 130.5 | 139.5 | 139.0 | 20.7 | -0.4 |
| Processed eggs, liquid, dried, or frozen..... | 0283-0111 | 12/90 | 107.4 | 114.8 | 114.4 | 20.7 | -0.3 |

See footnotes at end of table.

Table 6. Producer price indexes and percent changes for commodity and service groupings and individual items, not seasonally adjusted — Continued
 [1982=100 unless otherwise indicated]

| Commodity | Commodity code | Other index base | Index | | | Percent change to Apr. 2010 from: | |
|---|----------------|------------------|------------------------|------------------------|------------------------|-----------------------------------|-------------|
| | | | Dec. 2009 ¹ | Mar. 2010 ¹ | Apr. 2010 ¹ | Apr. 2009 | Mar. 2010 |
| Canned specialties..... | 0284 | | 215.6 | 215.3 | 213.5 | -0.1 | -0.8 |
| Canned specialties..... | 0284-01 | | 215.6 | 215.3 | 213.5 | -0.1 | -0.8 |
| Canned dry beans..... | 0284-0102 | 12/82 | 153.1 | 151.8 | 151.0 | 1.2 | -0.5 |
| Canned soups..... | 0284-0104 | 12/82 | 287.9 | 288.2 | 284.5 | -0.6 | -1.3 |
| Canned baby foods (except cereal & biscuits) and other canned specialties and nationality foods..... | 0284-0105 | 06/08 | 102.3 | 102.0 | 102.1 | 0.0 | 0.1 |
| Frozen specialties..... | 0285 | | 178.9 | 176.1 | 176.2 | -0.8 | 0.1 |
| Frozen specialties..... | 0285-01 | | 178.9 | 176.1 | 176.2 | -0.8 | 0.1 |
| Frozen bakery products..... | 0285-0109 | 12/82 | 241.3 | 235.4 | 235.4 | -2.5 | 0.0 |
| Frozen soft cakes (including pound, layer, sheet, cheese, etc.)..... | 0285-01091 | 12/09 | 100.0 | 100.0 | 100.0 | - | 0.0 |
| Frozen pies..... | 0285-01092 | 12/09 | 100.0 | 91.3 | 91.3 | - | 0.0 |
| All other frozen pastries..... | 0285-01093 | 12/09 | 100.0 | 99.7 | 99.7 | - | 0.0 |
| Frozen dinners, entrees and side dishes..... | 0285-0111 | 12/82 | 160.3 | 157.6 | 157.8 | -0.6 | 0.1 |
| Other frozen specialties..... | 0285-0113 | 12/82 | 171.6 | 171.6 | 171.5 | 0.8 | -0.1 |
| Meat sauces..... | 0286 | | 190.8 | 183.1 | 183.6 | -4.1 | 0.3 |
| Sauces and marinades, except tomato..... | 0286-01 | | 190.8 | 183.1 | 183.6 | -4.1 | 0.3 |
| Sauces and marinades, except tomato..... | 0286-0103 | 12/86 | 158.2 | 151.9 | 152.2 | -4.1 | 0.2 |
| Other miscellaneous processed foods..... | 0289 | | 214.4 | 213.9 | 216.5 | 1.7 | 1.2 |
| Other miscellaneous processed foods..... | 0289-01 | | 214.4 | 213.9 | 216.5 | 1.7 | 1.2 |
| Mayonnaise, salad dressings, and sandwich spreads..... | 0289-0102 | 12/86 | 195.3 | 193.3 | 193.7 | -2.6 | 0.2 |
| Dry mix preparations..... | 0289-0148 | 06/91 | 137.2 | 135.9 | 136.9 | 0.1 | 0.7 |
| Perishable non-frozen prepared food manufacturing, including tortillas..... | 0289-0149 | 06/91 | 147.2 | 148.7 | 158.1 | 8.4 | 6.3 |
| Flavoring extracts, emulsions & other liquid flavors..... | 0289-0151 | 12/85 | 153.9 | 152.0 | 151.2 | -1.6 | -0.5 |
| Other flavoring agents, except chocolate syrup..... | 0289-0154 | 12/00 | 109.4 | 109.6 | 109.7 | -1.0 | 0.1 |
| Spices..... | 0289-0156 | 06/91 | 188.5 | 186.2 | 192.0 | 2.3 | 3.1 |
| Peanut butter..... | 0289-0158 | 06/91 | 125.1 | 121.7 | 123.7 | -1.1 | 1.6 |
| Ice..... | 0289-0161 | 12/85 | 180.4 | - | 180.5 | 0.1 | - |
| Dairy product substitutes..... | 0289-0162 | 06/92 | 148.9 | 146.4 | 145.7 | -2.6 | -0.5 |
| Chips (potato, corn, etc.)..... | 0289-0172 | 12/85 | 200.3 | 200.3 | 200.3 | 2.2 | 0.0 |
| Cider and vinegar..... | 0289-0174 | 12/85 | 129.9 | 126.8 | 126.9 | -4.4 | 0.1 |
| Other food preparations..... | 0289-0175 | 12/85 | 179.9 | 179.9 | 180.2 | 3.4 | 0.2 |
| Prepared animal feeds..... | 029 | | 173.5 | 167.2 | 162.9 | -5.3 | -2.6 |
| Corn, cottonseed, & soybean cake & meal..... | 0292 | | 139.4 | 127.4 | 123.0 | -16.8 | -3.5 |
| Soybean cake and meal and other byproducts..... | 0292-01 | | 139.4 | 127.4 | 123.0 | -16.8 | -3.5 |
| Soybean cake, meal, and other byproducts..... | 0292-0112 | 12/04 | 170.1 | 155.4 | 150.0 | -16.8 | -3.5 |
| Formula feeds..... | 0293 | | 181.2 | 175.0 | 171.2 | -3.0 | -2.2 |
| Formula feeds..... | 0293-01 | | 181.2 | 175.0 | 171.2 | -3.0 | -2.2 |
| Poultry feeds: egg-type, broiler and turkey..... | 0293-0102 | 12/86 | 181.2 | 176.3 | 171.0 | -4.5 | -3.0 |
| Dairy cattle feeds, complete..... | 0293-0104 | 12/86 | 179.7 | 169.6 | 166.4 | -0.6 | -1.9 |
| Dairy cattle feeds, supplements and concentrates..... | 0293-0106 | 12/86 | 215.2 | 205.5 | 205.1 | -2.6 | -0.2 |
| Swine feeds, complete..... | 0293-0108 | 12/86 | 201.9 | 198.3 | 195.4 | 1.5 | -1.5 |
| Swine feed supplements, concentrates, and premixes..... | 0293-0112 | 12/86 | 188.4 | 180.0 | 179.0 | -5.3 | -0.6 |
| Beef cattle feeds, complete..... | 0293-0114 | 12/86 | 273.2 | 256.5 | 253.0 | -2.8 | -1.4 |
| Beef cattle feeds, supplements and concentrates..... | 0293-0116 | 12/86 | 201.3 | 190.3 | 187.8 | -4.6 | -1.3 |
| Other poultry and livestock feeds..... | 0293-0118 | 12/86 | 196.9 | 197.7 | 193.2 | 2.9 | -2.3 |
| Miscellaneous feedstuffs..... | 0294 | | 216.3 | 213.6 | 208.5 | -0.6 | -2.4 |
| Pet food..... | 0294-02 | | 220.7 | 220.8 | 220.8 | -1.7 | 0.0 |
| Dog and cat food..... | 0294-0202 | 12/85 | 189.8 | 190.6 | 190.7 | -1.7 | 0.1 |
| Other pet and specialty feeds..... | 0294-0203 | 12/85 | 179.9 | 175.1 | 174.0 | -2.3 | -0.6 |
| Miscellaneous feedstuffs other than pet food..... | 0294-03 | | 196.0 | 189.8 | 178.5 | 1.1 | -6.0 |
| Meat meal and meat and bone meal..... | 0294-0301 | | 162.9 | 141.2 | 130.1 | -19.0 | -7.9 |
| Corn wet process byproducts, incl. gluten meal..... | 0294-0317 | 06/85 | 113.0 | 113.7 | 93.2 | -2.0 | -18.0 |
| Other animal feeds, incl. fish scrap & feather..... | 0294-0325 | 12/97 | 169.7 | 168.5 | 161.2 | 0.0 | -4.3 |
| Animal and marine feed and fertilizer byproducts, except meat and bone meal..... | 0294-03252 | 06/09 | 98.5 | 99.6 | 94.0 | - | -5.6 |
| Miscellaneous by-products of meat packing..... | 0294-0333 | 06/01 | 273.4 | 257.9 | 265.5 | 21.8 | 2.9 |
| Textile products and apparel..... | 03 | | 129.6 | 131.4 | 131.2 | 1.2 | -0.2 |
| Synthetic fibers..... | 031 | | 111.9 | 115.9 | 112.9 | -2.9 | -2.6 |
| Unprocessed filament yarns..... | 0315 | | 115.9 | 120.1 | 116.9 | -3.0 | -2.7 |
| Non-cellulosic..... | 0315-02 | | 107.0 | 110.9 | 108.0 | -3.0 | -2.6 |
| Fibrous glass yarn..... | 0315-0231 | | 91.2 | 88.5 | 89.3 | -3.6 | 0.9 |
| Non-cellulosic organic fibers..... | 0315-0241 | 06/05 | 99.9 | 104.7 | 101.4 | -2.8 | -3.2 |
| Processed yarns and threads..... | 032 | | 121.8 | 127.0 | 126.6 | 6.5 | -0.3 |
| Yarns..... | 0326 | | 117.1 | 122.3 | 122.0 | 6.6 | -0.2 |

See footnotes at end of table.

Table 6. Producer price indexes and percent changes for commodity and service groupings and individual items, not seasonally adjusted — Continued
 [1982=100 unless otherwise indicated]

| Commodity | Commodity code | Other index base | Index | | | Percent change to Apr. 2010 from: | |
|--|----------------|------------------|------------------------|------------------------|------------------------|-----------------------------------|-----------|
| | | | Dec. 2009 ¹ | Mar. 2010 ¹ | Apr. 2010 ¹ | Apr. 2009 | Mar. 2010 |
| Spun cotton yarns..... | 0326-01 | | 96.0 | 98.4 | 98.8 | 8.1 | 0.4 |
| Carded cotton yarns..... | 0326-0111 | 12/00 | 105.1 | 105.6 | 105.6 | 6.0 | 0.0 |
| Combed cotton yarns..... | 0326-0121 | 12/00 | 99.8 | — | — | — | — |
| Spun wool yarns..... | 0326-02 | | 156.8 | 158.6 | 158.7 | 1.3 | 0.1 |
| Spun wool yarns..... | 0326-0206 | 12/04 | 125.4 | 126.9 | 126.9 | 1.4 | 0.0 |
| Spun synthetic yarns..... | 0326-03 | | 126.4 | 127.4 | 127.4 | 1.8 | 0.0 |
| Spun synthetic yarns..... | 0326-0304 | 12/94 | 113.3 | 114.2 | 114.2 | 1.7 | 0.0 |
| Other throwing and winding mill products..... | 0326-04 | 12/88 | 123.2 | 133.3 | 131.5 | 7.9 | -1.4 |
| Textured bulked or crimped filament yarn..... | 0326-0403 | 12/96 | 106.4 | 115.4 | 113.3 | 6.7 | -1.8 |
| Commission throwing/texturing filament yarn..... | 0326-05 | 12/88 | 110.5 | 110.5 | 110.5 | 0.2 | 0.0 |
| Commission throwing/texturing of filament yarn..... | 0326-0501 | 12/88 | 110.5 | 110.5 | 110.5 | 0.2 | 0.0 |
| Other spun natural yarns..... | 0326-07 | 06/08 | 103.4 | 106.4 | 107.4 | 7.2 | 0.9 |
| Other spun natural yarns..... | 0326-0701 | 06/08 | 103.4 | 106.4 | 107.4 | 7.2 | 0.9 |
| Threads..... | 0327 | | 205.6 | 206.6 | 206.6 | 2.6 | 0.0 |
| Thread..... | 0327-05 | 12/00 | 125.5 | 126.1 | 126.1 | 2.7 | 0.0 |
| Thread..... | 0327-0501 | 12/00 | 125.5 | 126.1 | 126.1 | 2.7 | 0.0 |
| Gray fabrics..... | 033 | | 125.8 | 128.0 | 128.7 | 2.1 | 0.5 |
| Broadwovens..... | 0337 | | 122.8 | 124.8 | 125.2 | 2.0 | 0.3 |
| Cotton..... | 0337-01 | | 108.9 | — | 113.7 | 6.1 | — |
| Gray cotton broadwoven fabric..... | 0337-0104 | 12/94 | 92.3 | — | 96.3 | 5.9 | — |
| Synthetic..... | 0337-03 | | 125.0 | 125.5 | 126.1 | 0.2 | 0.5 |
| Gray synthetic broadwoven fabric..... | 0337-0304 | 12/94 | 109.8 | 110.3 | 110.8 | 0.2 | 0.5 |
| Knits..... | 0338 | | 142.6 | 142.3 | 142.6 | -0.2 | 0.2 |
| Circular knits, except hosiery..... | 0338-03 | | 148.9 | 148.9 | 148.9 | 0.0 | 0.0 |
| Greige circular knit, except hosiery..... | 0338-0301 | | 148.9 | 148.9 | 148.9 | 0.0 | 0.0 |
| Warp knits, except hosiery..... | 0338-04 | | 130.8 | 129.9 | 130.8 | -0.7 | 0.7 |
| Greige warp knits, except hosiery..... | 0338-0401 | | 130.8 | 129.9 | 130.8 | -0.7 | 0.7 |
| Other fabrics..... | 0339 | 06/84 | 128.4 | 133.0 | 134.9 | 4.5 | 1.4 |
| Tire cord fabric..... | 0339-01 | 06/84 | 128.4 | 133.0 | 134.9 | 4.5 | 1.4 |
| Tire cord and tire fabric..... | 0339-0101 | 06/84 | 128.4 | 133.0 | 134.9 | 4.5 | 1.4 |
| Finished fabrics..... | 034 | | 134.4 | 136.3 | 136.8 | 1.7 | 0.4 |
| Broadwovens..... | 0342 | | 131.8 | 134.6 | 137.4 | 2.7 | 2.1 |
| Cotton..... | 0342-01 | | 123.4 | 123.5 | 123.5 | -1.2 | 0.0 |
| Finished cotton broadwoven fabric..... | 0342-0104 | 12/94 | 109.3 | 109.4 | 109.4 | -1.2 | 0.0 |
| Wool..... | 0342-02 | | 123.1 | 123.2 | 123.2 | -3.7 | 0.0 |
| Finished wool broadwoven fabrics, inc. commission..... | 0342-0209 | 12/03 | 97.7 | 97.8 | 97.8 | -3.6 | 0.0 |
| Synthetic..... | 0342-03 | | 140.0 | 144.8 | 149.8 | 5.3 | 3.5 |
| Finished manmade fiber and silk broadwoven fabric..... | 0342-0304 | 12/94 | 115.3 | 119.2 | 123.3 | 5.2 | 3.4 |
| Narrow fabrics..... | 0344 | | 141.1 | 142.6 | 142.3 | 1.4 | -0.2 |
| Woven and braided narrow fabric..... | 0344-02 | 06/84 | 141.1 | 142.6 | 142.3 | 1.4 | -0.2 |
| Woven narrow fabrics..... | 0344-0204 | 12/89 | 129.5 | 130.5 | 130.4 | 1.4 | -0.1 |
| Braided narrow fabrics..... | 0344-0205 | 12/08 | 100.2 | 102.4 | 101.8 | 1.5 | -0.6 |
| Nonwovens and felt goods..... | 0345 | | 150.5 | 154.8 | 153.5 | 3.2 | -0.8 |
| Nonwovens and felt goods..... | 0345-03 | | 150.5 | 154.8 | 153.5 | 3.2 | -0.8 |
| Nonwoven fabrics..... | 0345-0321 | | 149.0 | 151.4 | 151.7 | 3.2 | 0.2 |
| Pressed, punched, or needled felts, except hats..... | 0345-0333 | 12/01 | 115.1 | 125.6 | 118.6 | 3.6 | -5.6 |
| Coated fabrics, not rubberized..... | 0346 | 06/85 | 175.0 | 175.4 | 175.8 | 0.9 | 0.2 |
| Coated fabrics, not rubberized..... | 0346-01 | 06/85 | 175.0 | 175.4 | 175.8 | 0.9 | 0.2 |
| Vinyl coated fabrics..... | 0346-0102 | 06/85 | 174.7 | 174.7 | 175.2 | 0.6 | 0.3 |
| Other coated or laminated fabrics and coated yarns..... | 0346-0103 | 06/85 | 177.3 | 178.1 | 178.4 | 1.1 | 0.2 |
| Embroideries and lace goods..... | 0347 | 06/85 | 161.6 | 158.8 | 160.1 | -0.7 | 0.8 |
| Embroideries..... | 0347-01 | 06/85 | 161.7 | 158.9 | 160.2 | -0.7 | 0.8 |
| Schiffli machine embroideries..... | 0347-0105 | 06/85 | 160.6 | 160.6 | 160.6 | 0.0 | 0.0 |
| Embroideries (excluding Schiffli machine products)..... | 0347-0107 | 12/09 | 100.0 | 100.0 | 100.0 | — | 0.0 |
| Screen printing on garments, apparel accessories, and other fabric articles..... | 0347-0108 | 12/85 | 159.9 | 156.3 | 158.0 | -1.0 | 1.1 |
| Knit fabrics, finished in knitting mills..... | 0348 | 12/03 | 102.8 | 105.9 | 102.0 | -0.1 | -3.7 |
| Circular knit fabrics..... | 0348-01 | 12/03 | 114.2 | 119.9 | 111.9 | -0.8 | -6.7 |
| Circular knit fabrics, finished in knitting mills..... | 0348-0101 | 12/03 | 114.2 | 119.9 | 111.9 | -0.8 | -6.7 |
| Warp knit fabrics..... | 0348-02 | 12/03 | 92.2 | 92.8 | 92.6 | 0.5 | -0.2 |
| Warp knit fabrics, finished in knitting mills..... | 0348-0201 | 12/03 | 92.2 | 92.8 | 92.6 | 0.5 | -0.2 |
| Apparel & other fabricated textile prods..... | 038 | | 131.9 | 132.2 | 132.4 | 0.5 | 0.2 |
| Apparel..... | 0381 | | 129.4 | 129.2 | 129.5 | 0.2 | 0.2 |
| Miscellaneous apparel and accessories..... | 0381-04 | 12/83 | 156.1 | 156.2 | 157.0 | 2.1 | 0.5 |

See footnotes at end of table.

Table 6. Producer price indexes and percent changes for commodity and service groupings and individual items, not seasonally adjusted — Continued
 [1982=100 unless otherwise indicated]

| Commodity | Commodity code | Other index base | Index | | | Percent change to Apr. 2010 from: | |
|--|----------------|------------------|------------------------|------------------------|------------------------|-----------------------------------|-----------|
| | | | Dec. 2009 ¹ | Mar. 2010 ¹ | Apr. 2010 ¹ | Apr. 2009 | Mar. 2010 |
| Fur products..... | 0381-0407 | 12/83 | 205.7 | 210.3 | 210.9 | 3.5 | 0.3 |
| Men's and boys' fabric, straw, and felt hats..... | 0381-0414 | 12/09 | 100.0 | 101.5 | 102.6 | - | 1.1 |
| Women's, girls', and infants' fabric, straw, and felt hats..... | 0381-0415 | 12/09 | 100.0 | 99.9 | 99.9 | - | 0.0 |
| Hat bodies and fabric caps..... | 0381-0416 | 12/09 | 100.0 | 100.5 | 100.6 | - | 0.1 |
| Fabric and leather gloves and mittens..... | 0381-0417 | 12/03 | 109.0 | 109.1 | 109.5 | 0.7 | 0.4 |
| Belts, other than leather..... | 0381-0425 | 06/85 | 113.4 | 113.4 | 113.4 | 0.0 | 0.0 |
| Leather and sheep-lined clothing..... | 0381-0428 | 12/03 | 129.6 | 130.6 | 130.6 | 3.4 | 0.0 |
| Apparel and accessories, n.e.c..... | 0381-0441 | 12/85 | 140.7 | 140.2 | 141.0 | 0.7 | 0.6 |
| Cut and sew apparel and accessories, n.e.c..... | 0381-04411 | 06/09 | 100.9 | 99.8 | 100.9 | - | 1.1 |
| Fabricated apparel accessories and findings/trimmings..... | 0381-04412 | 06/09 | 99.4 | 100.3 | 100.1 | - | -0.2 |
| Contract work on apparel..... | 0381-05 | 06/87 | 126.2 | 126.2 | 126.2 | 0.2 | 0.0 |
| Contract work, women's/girls'/infants' shirts..... | 0381-0511 | 06/07 | 99.7 | 99.7 | 99.7 | -0.3 | 0.0 |
| Contract work, women's/girls'/infants' dresses..... | 0381-0512 | 06/07 | 100.4 | 100.4 | 100.4 | 0.0 | 0.0 |
| Contract work, women's/girls'/infants' outerwear..... | 0381-0513 | 06/07 | 99.2 | 99.2 | 99.2 | 0.1 | 0.0 |
| Contract work, women's/girls'/infants' other apparel..... | 0381-0514 | 06/07 | 100.9 | 100.9 | 100.9 | 0.1 | 0.0 |
| Contract work, men's/boys' pants and other outerwear..... | 0381-0521 | 06/07 | 100.0 | 100.0 | 100.0 | -0.1 | 0.0 |
| Contract work, men's/boys' embroidery and misc..... | 0381-0522 | 06/07 | 102.4 | 102.4 | 103.2 | 0.8 | 0.8 |
| Contract work, men's/boys' other apparel..... | 0381-0523 | 06/07 | 106.3 | 106.5 | 106.3 | 2.1 | -0.2 |
| Women's, girls', and infants' cut and sew apparel..... | 0381-06 | 12/03 | 101.9 | 101.8 | 101.8 | -0.3 | 0.0 |
| Women's and girls' knit shirts and blouses..... | 0381-0601 | 12/03 | 102.8 | 102.8 | 102.8 | -2.7 | 0.0 |
| Women's and girls' woven shirts and blouse..... | 0381-0602 | 12/03 | 103.7 | 103.6 | 103.6 | -0.7 | 0.0 |
| Women's and girls' dresses..... | 0381-0611 | 12/03 | 98.9 | 98.7 | 98.7 | -0.4 | 0.0 |
| Women's and girls' suits and pantsuits..... | 0381-0622 | 12/03 | 97.7 | 97.7 | 97.7 | 0.0 | 0.0 |
| Women's and girls' separate skirts..... | 0381-0623 | | 114.1 | 112.9 | 112.9 | -0.8 | 0.0 |
| Women's and girls' tailored jackets and vests..... | 0381-0624 | | 119.8 | 119.8 | 119.8 | -0.1 | 0.0 |
| Women's and girls' jeans and slacks..... | 0381-0631 | 12/03 | 98.2 | 98.1 | 98.1 | 0.2 | 0.0 |
| Women's and girls' swimwear..... | 0381-0632 | 12/03 | 106.0 | 106.0 | 106.0 | -0.5 | 0.0 |
| Women's and girls' sweaters, including sweater vests..... | 0381-0636 | 12/09 | 100.0 | 100.0 | 100.0 | - | 0.0 |
| Women's and girls' shorts, including tennis skirts..... | 0381-0637 | 12/09 | 100.0 | - | 100.0 | - | - |
| Women's and girls' athletic apparel and beachwear..... | 0381-0638 | 12/09 | 100.0 | 100.0 | 100.0 | - | 0.0 |
| Women's and girls' other outerwear, incl. nontailored coats/service apparel..... | 0381-0639 | 12/09 | 100.0 | 100.8 | 100.3 | - | -0.5 |
| Women's and girls' underwear..... | 0381-0641 | 12/03 | 107.0 | 107.0 | 107.1 | 0.8 | 0.1 |
| Women's and girls' nightwear..... | 0381-0642 | 12/03 | 102.0 | 102.2 | 102.6 | 4.3 | 0.4 |
| Women's and girls' brassieres..... | 0381-0643 | | 152.0 | 152.0 | 152.0 | 0.7 | 0.0 |
| Women's and girls' corsets, girdles, and combinations..... | 0381-0644 | 12/03 | 120.2 | 120.2 | 120.2 | 4.4 | 0.0 |
| Women's and girls' robes and dressing gowns..... | 0381-0645 | | 186.9 | 187.1 | 188.6 | 6.7 | 0.8 |
| Infants' outerwear..... | 0381-0652 | 12/03 | 105.2 | 105.2 | 105.2 | -0.2 | 0.0 |
| Men's and boys' cut and sew apparel..... | 0381-07 | 12/03 | 101.6 | 101.1 | 101.9 | 0.5 | 0.8 |
| Men's and boys' trousers..... | 0381-0701 | 12/03 | 95.8 | 95.8 | 95.8 | 0.1 | 0.0 |
| Men's and boys' jeans..... | 0381-0702 | 12/03 | 100.1 | 100.1 | 100.1 | -1.3 | 0.0 |
| Men's work shirts..... | 0381-0711 | 12/03 | 107.7 | 99.3 | 99.9 | -7.2 | 0.6 |
| Men's work clothing, excluding work shirts..... | 0381-0712 | 12/03 | 100.9 | 99.4 | 102.0 | 2.8 | 2.6 |
| Men's and boys' knit shirts..... | 0381-0721 | 12/03 | 98.2 | 98.2 | 100.7 | 1.8 | 2.5 |
| Men's and boys' woven shirts..... | 0381-0722 | 12/03 | 111.3 | 111.3 | 111.7 | 0.4 | 0.4 |
| Men's and boys' suits, including uniforms..... | 0381-0731 | 12/03 | 106.7 | 107.3 | 107.1 | 1.1 | -0.2 |
| Men's and boys' tailored overcoats, dress and sports coats, and vests..... | 0381-0734 | 12/08 | 100.0 | 100.0 | 100.0 | 0.0 | 0.0 |
| Men's and boys' nontailored coats, jackets, and vests..... | 0381-0741 | 12/03 | 101.2 | 101.2 | 101.2 | 5.1 | 0.0 |
| Men's and boys' shorts and swimwear..... | 0381-0742 | 12/03 | 90.2 | 90.9 | 90.8 | 0.7 | -0.1 |
| Men's and boys' sweaters and outerwear..... | 0381-0743 | 12/03 | 116.8 | 116.8 | 116.8 | 7.7 | 0.0 |
| Men's and boys' neckwear..... | 0381-0751 | 12/03 | 104.8 | 104.8 | 104.9 | -0.7 | 0.1 |
| Men's and boys' underwear and nightwear..... | 0381-0761 | 12/03 | 108.9 | 109.2 | 110.0 | 0.1 | 0.7 |
| Apparel made in knitting mills..... | 0381-08 | 12/03 | 101.2 | 101.3 | 101.3 | -0.4 | 0.0 |
| Knit outerwear..... | 0381-0807 | 06/05 | 104.7 | 104.9 | 104.9 | 0.8 | 0.0 |
| Men's and boys' knit underwear and nightwear..... | 0381-0811 | 12/03 | 105.5 | 105.5 | 105.5 | -0.6 | 0.0 |
| Women's/girls'/infants' knit underwear/nightwear..... | 0381-0812 | 12/03 | 102.8 | 102.8 | 102.8 | -0.7 | 0.0 |
| Women's/girls' finished pantyhose and tights..... | 0381-0821 | 12/03 | 103.5 | 104.4 | 104.2 | -1.0 | -0.2 |
| Other women's/girls' finished sheer hosiery..... | 0381-0822 | 12/03 | 108.7 | 108.2 | 108.3 | 0.3 | 0.1 |
| Men's finished seamless hosiery and socks..... | 0381-0824 | 12/03 | 102.4 | 102.2 | 102.2 | -1.1 | 0.0 |
| All other finished hosiery and socks, exc. Sheer..... | 0381-0825 | 12/03 | 100.1 | 100.1 | 100.1 | -1.1 | 0.0 |
| Seamless hosiery shipped in the greige, exc. Sheer..... | 0381-0826 | 12/03 | 100.5 | 101.4 | 101.4 | 1.2 | 0.0 |
| Textile housefurnishings..... | 0382 | | 129.2 | 131.7 | 131.7 | 2.3 | 0.0 |
| Textile house furnishings..... | 0382-03 | 06/83 | 139.2 | 141.8 | 141.8 | 2.2 | 0.0 |
| Curtains and draperies..... | 0382-0304 | 12/05 | 105.2 | 105.7 | 106.2 | 0.8 | 0.5 |
| Other textiles, incl towels and bed textiles..... | 0382-0312 | 06/05 | 104.5 | 106.8 | 106.7 | 2.5 | -0.1 |
| Fabricated products, n.e.c..... | 0383 | | 148.5 | 149.0 | 149.3 | 1.1 | 0.2 |
| Industrial and other fabricated products..... | 0383-03 | | 147.9 | 148.4 | 148.8 | 1.2 | 0.3 |
| Soft fiber cordage and twine, except cotton..... | 0383-0324 | 06/85 | 149.4 | 149.3 | 151.1 | 1.8 | 1.2 |

See footnotes at end of table.

Table 6. Producer price indexes and percent changes for commodity and service groupings and individual items, not seasonally adjusted — Continued
 [1982=100 unless otherwise indicated]

| Commodity | Commodity code | Other index base | Index | | | Percent change to Apr. 2010 from: | |
|--|----------------|------------------|------------------------|------------------------|------------------------|-----------------------------------|------------|
| | | | Dec. 2009 ¹ | Mar. 2010 ¹ | Apr. 2010 ¹ | Apr. 2009 | Mar. 2010 |
| Textile bags..... | 0383-0341 | 12/85 | 148.6 | 148.6 | 146.0 | -2.4 | -1.7 |
| Canvas and related products..... | 0383-0345 | 06/03 | 118.5 | 118.0 | 118.4 | 1.0 | 0.3 |
| Fabricated textile products, n.e.c..... | 0383-0351 | 12/85 | 123.4 | 123.6 | 123.8 | 1.1 | 0.2 |
| Fabricated flags, banners, and similar emblems..... | 0383-03513 | 12/09 | 100.0 | 100.0 | 100.0 | - | 0.0 |
| Fabricated textile products..... | 0383-03515 | 12/09 | 100.0 | 100.0 | 100.7 | - | 0.7 |
| Other trimmings and findings..... | 0383-0361 | 12/06 | - | 124.3 | 124.2 | 5.0 | -0.1 |
| Miscellaneous textile products/services..... | 039 | 06/85 | 133.7 | 134.9 | 133.9 | -0.4 | -0.7 |
| Textile materials n.e.c. & proc. textile was..... | 0391 | 06/85 | 140.3 | 146.8 | 141.9 | 0.5 | -3.3 |
| Textile fibers, yarns, and fabrics, n.e.c..... | 0391-01 | 06/85 | 133.6 | 134.5 | 134.5 | 1.4 | 0.0 |
| Padding and upholstery filling..... | 0391-0104 | 12/85 | 124.8 | 125.9 | 125.9 | 0.9 | 0.0 |
| Textile waste..... | 0391-02 | 12/85 | 149.1 | 163.7 | 151.6 | -0.5 | -7.4 |
| Recovered fibers, processed mill waste, and related products.. | 0391-0201 | 12/85 | 190.5 | 192.6 | 193.4 | 0.4 | 0.4 |
| Recyclable textiles, incl. rags, scraps, & cloths..... | 0391-0204 | 06/06 | 106.0 | - | 107.9 | -1.5 | - |
| Contract work on textile products..... | 0392 | 06/87 | 133.2 | 133.1 | 133.2 | -1.6 | 0.1 |
| Contract work on textile products..... | 0392-01 | 06/87 | 133.2 | 133.1 | 133.2 | -1.6 | 0.1 |
| Commission finishing of broadwoven fabrics..... | 0392-0101 | 06/87 | 145.4 | 145.5 | 145.5 | -1.6 | 0.0 |
| Comm. knit/knit & fin. of circular & warp..... | 0392-0104 | 12/94 | 97.7 | 96.0 | 96.4 | -1.3 | 0.4 |
| Other finishing of textiles..... | 0393 | 12/01 | 107.4 | 107.4 | 107.4 | 0.0 | 0.0 |
| Other finishing of textiles..... | 0393-01 | 12/01 | 107.4 | 107.4 | 107.4 | 0.0 | 0.0 |
| Textile and fabric finishing, except broadwoven..... | 0393-0111 | 12/03 | 107.2 | 107.2 | 107.2 | 0.1 | 0.0 |
| Hides, skins, leather, and related products..... | 04 | | 163.4 | 175.6 | 175.7 | 14.4 | 0.1 |
| Hides and skins, incl. cattle..... | 041 | | 157.6 | 210.7 | 208.0 | 89.6 | -1.3 |
| Hides and skins, incl. cattle..... | 0419 | 06/01 | 72.2 | 96.4 | 95.2 | 89.6 | -1.2 |
| Hides and skins, incl. cattle..... | 0419-01 | 06/01 | 72.2 | 96.4 | 95.2 | 89.6 | -1.2 |
| Hides and skins, incl. cattle..... | 0419-0108 | 06/01 | 72.2 | 96.4 | 95.2 | 89.6 | -1.2 |
| Leather..... | 042 | | 217.3 | 223.1 | 226.9 | 3.2 | 1.7 |
| Finished and unfinished leather..... | 0427 | 12/97 | 119.1 | 122.3 | 124.4 | 3.2 | 1.7 |
| Finished and unfinished leather..... | 0427-01 | 12/97 | 119.1 | 122.3 | 124.4 | 3.2 | 1.7 |
| Finished and unfinished leather..... | 0427-0102 | 12/03 | 98.8 | 101.5 | 103.3 | 3.3 | 1.8 |
| Contract tanning and finishing..... | 0427-0109 | 12/97 | 127.9 | 127.9 | 127.9 | 0.1 | 0.0 |
| Footwear..... | 043 | | 160.6 | 161.5 | 161.8 | 1.3 | 0.2 |
| Men's footwear, excluding athletic..... | 0431 | | 178.4 | 180.2 | 180.8 | 1.9 | 0.3 |
| Men's footwear, excluding athletic..... | 0431-05 | 12/93 | 124.4 | 125.7 | 126.1 | 1.9 | 0.3 |
| Men's footwear (exc athletic) mfg..... | 0431-0501 | 12/93 | 124.5 | 125.8 | 126.2 | 1.9 | 0.3 |
| Women's footwear, excluding athletic..... | 0432 | | 140.0 | 139.8 | 139.8 | 0.0 | 0.0 |
| Women's footwear, excluding athletic..... | 0432-05 | 12/93 | 109.5 | 109.3 | 109.3 | 0.0 | 0.0 |
| Women's footwear, except slippers..... | 0432-0501 | 12/93 | 109.4 | 109.2 | 109.2 | 0.0 | 0.0 |
| All other footwear..... | 0439 | 12/02 | 106.6 | 105.5 | 105.6 | 0.5 | 0.1 |
| All other footwear..... | 0439-01 | 12/02 | 106.6 | 105.5 | 105.6 | 0.5 | 0.1 |
| All other footwear, excluding slippers..... | 0439-0102 | 12/09 | 100.0 | 98.3 | 98.4 | - | 0.1 |
| Other leather and related products..... | 044 | | 161.3 | 161.6 | 160.7 | 0.3 | -0.6 |
| Luggage and small leather goods..... | 0441 | | 154.8 | 154.1 | 153.6 | -1.1 | -0.3 |
| Luggage and small leather goods..... | 0441-01 | | 154.8 | 154.1 | 153.6 | -1.1 | -0.3 |
| Luggage..... | 0441-0112 | 12/84 | 120.8 | 119.7 | 118.7 | -1.3 | -0.8 |
| Women's & children's handbags & purses..... | 0441-0128 | 06/82 | 148.9 | 148.9 | 148.9 | -0.7 | 0.0 |
| Other personal leather goods..... | 0441-0132 | 06/82 | 163.3 | 163.4 | 164.0 | -1.1 | 0.4 |
| Gloves..... | 0442 | | 181.7 | 184.0 | 184.0 | 1.3 | 0.0 |
| Gloves..... | 0442-01 | | 181.7 | 184.0 | 184.0 | 1.3 | 0.0 |
| Leather gloves and mittens..... | 0442-0105 | 12/03 | 119.3 | 120.8 | 120.8 | 1.3 | 0.0 |
| Leather/leather-like goods, n.e.c..... | 0445 | 06/85 | 154.8 | 156.0 | 154.7 | 1.5 | -0.8 |
| Leather/leather-like goods, n.e.c..... | 0445-01 | 06/85 | 154.8 | 156.0 | 154.7 | 1.5 | -0.8 |
| All other leather goods, n.e.c..... | 0445-0101 | 06/85 | 161.7 | 163.9 | 162.7 | 3.4 | -0.7 |
| Leather belts..... | 0445-0111 | 06/85 | 144.3 | 144.3 | 143.0 | -1.1 | -0.9 |
| Fuels and related products and power..... | 05 | | 173.2 | 183.6 | 184.0 | 27.1 | 0.2 |
| Coal..... | 051 | | 182.5 | 185.6 | 188.0 | -1.4 | 1.3 |
| Anthracite..... | 0511 | | 184.9 | 183.9 | 178.6 | -2.4 | -2.9 |
| Prepared anthracite shipped..... | 0511-01 | | 209.8 | 210.6 | 205.8 | -0.2 | -2.3 |
| Prepared anthracite shipped..... | 0511-0117 | 12/86 | 216.1 | 217.0 | 211.9 | -0.2 | -2.4 |
| Unprepared anthracite shipped..... | 0511-02 | | 114.1 | 109.1 | 103.1 | -11.1 | -5.5 |
| Unprepared anthracite shipped..... | 0511-0214 | 12/86 | 108.9 | 104.1 | 98.4 | -11.1 | -5.5 |
| Bituminous coal and Lignite..... | 0512 | | 182.4 | 185.5 | 187.9 | -1.4 | 1.3 |

See footnotes at end of table.

Table 6. Producer price indexes and percent changes for commodity and service groupings and individual items, not seasonally adjusted — Continued
 [1982=100 unless otherwise indicated]

| Commodity | Commodity code | Other index base | Index | | | Percent change to Apr. 2010 from: | |
|--|----------------|------------------|------------------------|------------------------|------------------------|-----------------------------------|-----------|
| | | | Dec. 2009 ¹ | Mar. 2010 ¹ | Apr. 2010 ¹ | Apr. 2009 | Mar. 2010 |
| Unprepared bituminous coal and Lignite..... | 0512-08 | | 147.5 | 146.5 | 148.1 | 1.8 | 1.1 |
| Unprepared bituminous coal and Lignite..... | 0512-081 | | 147.5 | 146.5 | 148.1 | 1.8 | 1.1 |
| Unprepared bituminous coal and lignite from surface mine..... | 0512-0811 | 06/08 | 102.3 | 105.1 | 105.5 | 4.1 | 0.4 |
| Unprepared bituminous coal and lignite from underground mine..... | 0512-0812 | 06/08 | 113.2 | 109.8 | 111.6 | 0.2 | 1.6 |
| Prepared bituminous coal and lignite..... | 0512-09 | 12/01 | 193.8 | 198.1 | 200.7 | -2.0 | 1.3 |
| Prepared bituminous coal & lignite, washed by wet-washing, pneumatic, or other..... | 0512-091 | 12/01 | 237.9 | 244.8 | 245.7 | 1.2 | 0.4 |
| Prepared bituminous coal & lignite surface mine, wet-washing, pneumatic, or other..... | 0512-0911 | 06/08 | 107.1 | 106.1 | 106.5 | -4.7 | 0.4 |
| Prepared bituminous coal & lignite underground mine, wet-washing, pneumatic, or other..... | 0512-0912 | 06/08 | 117.9 | 123.1 | 123.6 | 3.7 | 0.4 |
| Prepared bituminous coal & lignite, mechanically crushed/screened/sized only..... | 0512-092 | 12/01 | 158.2 | 160.2 | 164.4 | -5.8 | 2.6 |
| Prepared bituminous coal & lignite surface mine, mechanically crushed/screened/sized only..... | 0512-0921 | 06/08 | 108.7 | 110.8 | 114.7 | -0.6 | 3.5 |
| Prepared bituminous coal underground mine, mechanically crushed/screened/sized only..... | 0512-0922 | 06/08 | 99.5 | 96.9 | 93.7 | -30.5 | -3.3 |
| Gas fuels..... | 053 | | 221.1 | 236.7 | 202.4 | 38.7 | -14.5 |
| Natural gas..... | 0531 | | 195.1 | 208.9 | 168.8 | 21.7 | -19.2 |
| Natural gas..... | 0531-01 | | 195.1 | 208.9 | 168.8 | 21.7 | -19.2 |
| Natural gas..... | 0531-0105 | 06/96 | 247.3 | 264.8 | 213.9 | 21.7 | -19.2 |
| Liquefied petroleum gas..... | 0532 | | 317.2 | 339.6 | 319.9 | 79.7 | -5.8 |
| Liquefied petroleum gas..... | 0532-01 | | 317.2 | 339.6 | 319.9 | 79.7 | -5.8 |
| Isopentane and natural gasoline..... | 0532-0102 | 06/09 | 116.4 | 140.4 | 147.6 | - | 5.1 |
| Propane..... | 0532-0104 | | 372.3 | 356.9 | 350.6 | 83.7 | -1.8 |
| Butane..... | 0532-0105 | | 275.2 | 240.0 | 245.9 | 92.3 | 2.5 |
| Ethane, gas mixtures and other natural gas liquids..... | 0532-0108 | 06/09 | 117.7 | 147.6 | 120.4 | - | -18.4 |
| Electric power..... | 054 | | 176.5 | 177.8 | 180.0 | 1.8 | 1.2 |
| Residential electric power..... | 0541 | 12/90 | 148.7 | 149.5 | 151.2 | 1.6 | 1.1 |
| Residential electric power..... | 0541-21 | 12/90 | 148.7 | 149.5 | 151.2 | 1.6 | 1.1 |
| Residential electric power..... | 0541-2101 | 12/90 | 148.7 | 149.5 | 151.2 | 1.6 | 1.1 |
| Commercial electric power..... | 0542 | | 173.9 | 176.5 | 178.6 | 2.4 | 1.2 |
| Commercial electric power..... | 0542-21 | 12/90 | 152.2 | 154.5 | 156.3 | 2.4 | 1.2 |
| Commercial electric power..... | 0542-2101 | 12/90 | 152.2 | 154.5 | 156.3 | 2.4 | 1.2 |
| Industrial electric power..... | 0543 | | 186.0 | 184.2 | 187.8 | 0.5 | 2.0 |
| Industrial electric power..... | 0543-21 | 12/90 | 156.4 | 154.9 | 157.9 | 0.4 | 1.9 |
| Industrial electric power..... | 0543-2101 | 12/90 | 156.4 | 154.9 | 157.9 | 0.4 | 1.9 |
| Other electric power..... | 0545 | 12/90 | 142.9 | 151.2 | 149.8 | 5.5 | -0.9 |
| Other electric power..... | 0545-21 | 12/90 | 142.9 | 151.2 | 149.8 | 5.5 | -0.9 |
| Other electric power..... | 0545-2101 | 12/90 | 142.9 | 151.2 | 149.8 | 5.5 | -0.9 |
| Utility natural gas..... | 055 | 12/90 | 202.6 | 209.1 | 200.5 | -2.3 | -4.1 |
| Residential natural gas..... | 0551 | 12/90 | 200.9 | 204.8 | 199.9 | -2.5 | -2.4 |
| Residential natural gas..... | 0551-21 | 12/90 | 200.9 | 204.8 | 199.9 | -2.5 | -2.4 |
| Residential natural gas..... | 0551-2101 | 12/90 | 200.9 | 204.8 | 199.9 | -2.5 | -2.4 |
| Commercial natural gas..... | 0552 | 12/90 | 206.8 | 211.9 | 204.6 | -2.2 | -3.4 |
| Commercial natural gas..... | 0552-21 | 12/90 | 206.8 | 211.9 | 204.6 | -2.2 | -3.4 |
| Commercial natural gas..... | 0552-2101 | 12/90 | 206.8 | 211.9 | 204.6 | -2.2 | -3.4 |
| Industrial natural gas..... | 0553 | 12/90 | 207.5 | 212.0 | 199.8 | -6.7 | -5.8 |
| Industrial natural gas..... | 0553-21 | 12/90 | 207.5 | 212.0 | 199.8 | -6.7 | -5.8 |
| Industrial natural gas..... | 0553-2101 | 12/90 | 207.5 | 212.0 | 199.8 | -6.7 | -5.8 |
| Natural gas to electric utilities..... | 0554 | 12/90 | 167.3 | 177.0 | 165.4 | -0.7 | -6.6 |
| Natural gas to electric utilities..... | 0554-21 | 12/90 | 167.3 | 177.0 | 165.4 | -0.7 | -6.6 |
| Natural gas to electric utilities..... | 0554-2101 | 12/90 | 167.3 | 177.0 | 165.4 | -0.7 | -6.6 |
| Crude petroleum (domestic production)..... | 056 | | 195.4 | 225.5 | 233.4 | 76.2 | 3.5 |
| Crude petroleum (domestic production)..... | 0561 | | 195.4 | 225.5 | 233.4 | 76.2 | 3.5 |
| Crude petroleum (domestic production)..... | 0561-01 | | 195.4 | 225.5 | 233.4 | 76.2 | 3.5 |
| Crude petroleum (domestic production)..... | 0561-0102 | 06/84 | 212.8 | 245.6 | 254.2 | 76.2 | 3.5 |
| Petroleum products, refined..... | 057 | | 203.7 | 222.3 | 231.6 | 56.4 | 4.2 |
| Gasoline..... | 0571 | | 203.3 | 225.2 | 232.0 | 52.7 | 3.0 |
| Unleaded premium gasoline..... | 0571-03 | | 207.1 | 227.6 | 234.2 | 48.7 | 2.9 |
| Unleaded premium gasoline..... | 0571-0304 | 06/02 | 234.6 | 257.9 | 265.3 | 48.7 | 2.9 |
| Unleaded regular gasoline..... | 0571-04 | | 201.1 | 222.6 | 229.9 | 55.8 | 3.3 |
| Unleaded regular gasoline..... | 0571-0404 | 06/02 | 241.6 | 267.4 | 276.3 | 55.8 | 3.3 |
| Unleaded mid-premium gasoline..... | 0571-05 | 12/87 | 332.0 | 370.1 | 382.0 | 52.1 | 3.2 |

See footnotes at end of table.

Table 6. Producer price indexes and percent changes for commodity and service groupings and individual items, not seasonally adjusted — Continued
 [1982=100 unless otherwise indicated]

| Commodity | Commodity code | Other index base | Index | | | Percent change to Apr. 2010 from: | |
|---|----------------|------------------|------------------------|------------------------|------------------------|-----------------------------------|------------|
| | | | Dec. 2009 ¹ | Mar. 2010 ¹ | Apr. 2010 ¹ | Apr. 2009 | Mar. 2010 |
| Unleaded mid-premium gasoline..... | 0571-0504 | 06/02 | 227.0 | 253.1 | 261.2 | 52.0 | 3.2 |
| Kerosene and jet fuels..... | 0572 | | 205.8 | 216.5 | 236.2 | 71.4 | 9.1 |
| Kerosene..... | 0572-02 | | 226.6 | 247.0 | 250.1 | 53.0 | 1.3 |
| Kerosene..... | 0572-0201 | | 226.6 | 247.0 | 250.1 | 53.0 | 1.3 |
| Jet fuel..... | 0572-03 | | 205.3 | 215.6 | 236.1 | 72.5 | 9.5 |
| Jet fuel..... | 0572-0301 | | 206.9 | 217.3 | 237.9 | 72.4 | 9.5 |
| Light fuel oils..... | 0573 | | 197.5 | 216.8 | 231.4 | 44.7 | 6.7 |
| Home heating oil and other distillates..... | 0573-02 | | 183.3 | 200.9 | 215.5 | 48.5 | 7.3 |
| Home heating oil and distillates..... | 0573-0201 | | 183.3 | 200.9 | 215.5 | 48.5 | 7.3 |
| No. 2 diesel fuel..... | 0573-03 | | 205.1 | 225.2 | 239.9 | 43.3 | 6.5 |
| No. 2 diesel fuel..... | 0573-0302 | 06/85 | 256.7 | 281.9 | 300.3 | 43.3 | 6.5 |
| Residual fuels..... | 0574 | | 206.2 | 209.3 | 214.6 | 84.4 | 2.5 |
| Residual fuels (heavy fuel oils, incl. #5, #6, & other residual fuels)..... | 0574-07 | 06/85 | 302.8 | 307.4 | 315.3 | 84.4 | 2.6 |
| Residual fuels (heavy fuel oils, incl. #5, #6, & other residual fuels)..... | 0574-0703 | 06/02 | 267.7 | 271.7 | 278.7 | 84.4 | 2.6 |
| Finished lubricants..... | 0576 | | 324.3 | 332.5 | 330.9 | 0.8 | -0.5 |
| Lubricating grease..... | 0576-03 | | 303.0 | 295.2 | 307.3 | 1.5 | 4.1 |
| Lubricating grease not from petroleum refineries..... | 0576-0303 | 06/85 | 296.4 | 288.8 | 300.6 | 1.4 | 4.1 |
| Lubricating and similar oils..... | 0576-04 | 06/85 | 303.5 | 313.0 | 309.8 | 0.7 | -1.0 |
| Lubricating and similar oils not from petroleum refineries..... | 0576-0401 | 06/85 | 292.2 | 303.0 | 300.0 | -2.5 | -1.0 |
| Lubricating oil materials..... | 0578 | 06/09 | 130.4 | 142.1 | 140.9 | — | -0.8 |
| Lubricating oil base stocks..... | 0578-01 | 06/09 | 130.4 | 142.1 | 140.9 | — | -0.8 |
| Lubricating oil base stocks..... | 0578-0121 | 06/09 | 130.4 | 142.1 | 140.9 | — | -0.8 |
| Petroleum and coal products, n.e.c..... | 058 | 12/84 | 198.3 | 208.2 | 214.4 | 26.0 | 3.0 |
| Petroleum and coal products, n.e.c..... | 0581 | 12/84 | 198.3 | 208.2 | 214.4 | 26.0 | 3.0 |
| Asphalt and other petroleum and coal products, n.e.c..... | 0581-01 | 12/84 | 198.3 | 208.2 | 214.4 | 26.0 | 3.0 |
| Asphalt..... | 0581-0112 | 06/85 | 210.2 | 230.0 | 238.8 | 46.0 | 3.8 |
| Other petroleum and coal products..... | 0581-0119 | 12/84 | 283.6 | 285.6 | 291.5 | 3.9 | 2.1 |
| Other petroleum and coal products, made in coke oven establishments..... | 0581-01191 | 06/09 | — | 97.9 | 104.2 | — | 6.4 |
| Chemicals and allied products..... | 06 | | 236.7 | 245.6 | 249.4 | 10.7 | 1.5 |
| Industrial chemicals..... | 061 | | 254.6 | 273.3 | 274.0 | 24.5 | 0.3 |
| Basic inorganic chemicals..... | 0613 | | 249.6 | 248.9 | 246.3 | -13.8 | -1.0 |
| Inorganic chemicals, other than alkalis and chlorine..... | 0613-02 | | 258.2 | 256.2 | 252.7 | -9.0 | -1.4 |
| Aluminum compounds..... | 0613-0209 | 06/95 | 125.2 | 126.3 | 125.8 | -14.5 | -0.4 |
| Inorganic acids, inc. hydrochloric and sulfuric acid..... | 0613-020T | 12/08 | 80.3 | 76.3 | 77.3 | -10.6 | 1.3 |
| Lime, inc., quick hydrated & dead burned dolomite..... | 0613-0213 | | 210.5 | 211.2 | 210.9 | 1.2 | -0.1 |
| Potassium & sodium compounds, ex. bleaches..... | 0613-0217 | 06/01 | 260.9 | 251.0 | 254.1 | -10.9 | 1.2 |
| Barite..... | 0613-0252 | 12/84 | 90.6 | 100.4 | — | — | — |
| Rock salt..... | 0613-0271 | 12/84 | 275.5 | — | — | — | — |
| Other inorganic chemicals, nec..... | 0613-0283 | 12/06 | 146.4 | 149.6 | 145.5 | 1.5 | -2.7 |
| Alkalis and chlorine..... | 0613-03 | | 254.1 | 259.2 | 260.5 | -30.3 | 0.5 |
| Natural sodium carbonate and sulfate..... | 0613-0301 | | 167.9 | 160.6 | 158.9 | -13.0 | -1.1 |
| Chlorine, sodium hydroxide, and other alkalis..... | 0613-0302 | 06/05 | 120.1 | 123.2 | 124.0 | -31.4 | 0.6 |
| Basic organic chemicals..... | 0614 | | 256.6 | 280.2 | 281.8 | 37.5 | 0.6 |
| Primary basic organic chemicals..... | 0614-01 | | 296.5 | 342.5 | 350.7 | 89.4 | 2.4 |
| Aromatics..... | 0614-0197 | 06/01 | 307.4 | 347.1 | 338.7 | 59.7 | -2.4 |
| Liquid refinery gases..... | 0614-0198 | 06/01 | 264.6 | 310.8 | 326.7 | 112.8 | 5.1 |
| Cyclic intermediate chemicals and dyes..... | 0614-02 | | 172.0 | 177.2 | 168.6 | 7.3 | -4.9 |
| Cyclic intermediate chemicals..... | 0614-0281 | 06/01 | 159.2 | 164.4 | 155.6 | 8.0 | -5.4 |
| Synthetic organic dyes..... | 0614-0282 | 06/01 | 94.8 | 95.9 | 95.9 | 0.6 | 0.0 |
| Other basic organics..... | 0614-03 | | 208.1 | 215.7 | 213.9 | 5.3 | -0.8 |
| Ethanol (ethyl alcohol)..... | 0614-0341 | | 246.4 | 207.3 | 194.1 | -21.7 | -6.4 |
| Other basic organics..... | 0614-0399 | 06/87 | 207.2 | 217.1 | 215.9 | 7.0 | -0.6 |
| Paints and allied products..... | 062 | | 235.1 | 234.7 | 236.3 | 0.0 | 0.7 |
| Prepared paint..... | 0621 | | 236.3 | 234.1 | 235.9 | -0.5 | 0.8 |
| Architectural coatings..... | 0621-01 | | 269.1 | 260.3 | 260.4 | -3.8 | 0.0 |
| Architectural coatings..... | 0621-0104 | 12/03 | 147.7 | 142.8 | 142.8 | -3.9 | 0.0 |
| OEM finishes excluding marine coatings..... | 0621-02 | 06/83 | 165.4 | 165.9 | 169.0 | 2.9 | 1.9 |
| OEM finishes excluding marine coatings..... | 0621-0201 | 06/83 | 165.4 | 165.9 | 169.0 | 2.9 | 1.9 |
| Special purpose coatings, incl. marine, industrial & construction coatings..... | 0621-03 | 06/83 | 295.2 | 302.0 | 303.9 | 1.8 | 0.6 |
| Special purpose coatings, incl. marine, industrial & construction coatings..... | 0621-0301 | 06/83 | 295.2 | 302.0 | 303.9 | 1.8 | 0.6 |

See footnotes at end of table.

Table 6. Producer price indexes and percent changes for commodity and service groupings and individual items, not seasonally adjusted — Continued
 [1982=100 unless otherwise indicated]

| Commodity | Commodity code | Other index base | Index | | | Percent change to Apr. 2010 from: | |
|--|----------------|------------------|------------------------|------------------------|------------------------|-----------------------------------|-----------|
| | | | Dec. 2009 ¹ | Mar. 2010 ¹ | Apr. 2010 ¹ | Apr. 2009 | Mar. 2010 |
| Paint materials..... | 0622 | | 216.8 | 221.2 | 222.1 | 0.4 | 0.4 |
| Paint colors..... | 0622-02 | | 178.3 | 181.4 | 182.3 | -0.1 | 0.5 |
| Iron oxide pigments..... | 0622-0206 | 06/83 | 199.6 | 200.4 | 208.0 | 3.9 | 3.8 |
| Titanium pigments..... | 0622-0209 | | 163.7 | 170.2 | 170.2 | 2.8 | 0.0 |
| All other organic pigments..... | 0622-0298 | 06/87 | 129.9 | 130.1 | 128.6 | -5.0 | -1.2 |
| All other inorganic pigments..... | 0622-0299 | 06/83 | 239.2 | 238.6 | 243.9 | -0.8 | 2.2 |
| Paint fillers..... | 0622-04 | | 177.0 | 182.9 | 183.1 | 3.3 | 0.1 |
| Kaolin and ball clay..... | 0622-0407 | | 202.9 | 209.7 | 209.9 | 3.3 | 0.1 |
| Allied and miscellaneous paint products..... | 0623 | 06/83 | 266.3 | 268.8 | 270.6 | 2.8 | 0.7 |
| Allied and miscellaneous paint products..... | 0623-01 | 06/83 | 266.3 | 268.8 | 270.6 | 2.8 | 0.7 |
| Allied and miscellaneous paint products..... | 0623-0104 | 12/03 | 150.8 | 152.2 | 153.2 | 2.8 | 0.7 |
| Drugs and pharmaceuticals..... | 063 | | 371.6 | 379.5 | 380.4 | 5.2 | 0.2 |
| Medicinal and botanical chemicals..... | 0631 | | 172.9 | 175.1 | 174.7 | 3.4 | -0.2 |
| Medicinal and botanical chemicals..... | 0631-02 | 06/82 | 172.9 | 175.1 | 174.7 | 3.4 | -0.2 |
| Synthetic organic medicinal chemicals, bulk..... | 0631-0201 | 06/82 | 173.8 | 175.8 | 175.0 | 4.2 | -0.5 |
| Other synthetic organic medicinal chemicals, excluding antibiotics..... | 0631-020102 | 12/09 | 100.0 | 102.1 | 101.6 | - | -0.5 |
| Medicinals and botanicals, all other medicinal chemicals and botanical products, in bulk..... | 0631-0202 | 06/82 | 156.2 | 158.7 | 159.5 | 0.7 | 0.5 |
| Botanical drugs, alkaloid drugs, naturally occurring vitamins, drugs of animal origin, mixtures..... | 0631-020201 | 12/09 | 100.0 | 102.0 | 102.2 | - | 0.2 |
| Medicinals and botanicals, in bulk, other organic and inorganic medicinal chemicals..... | 0631-020202 | 12/09 | 100.0 | 98.4 | 101.3 | - | 2.9 |
| Preparations, veterinary..... | 0634 | | 155.0 | 154.7 | 154.7 | 0.2 | 0.0 |
| Veterinary pharmaceutical preparations..... | 0634-03 | 12/87 | 154.0 | 153.7 | 153.7 | 0.2 | 0.0 |
| Veterinary pharmaceutical preparations..... | 0634-0302 | 06/01 | 117.4 | 117.2 | 117.2 | 0.2 | 0.0 |
| Veterinary pharmaceutical preparations, prescription..... | 0634-0302RX | 12/09 | 100.0 | 99.8 | 99.8 | - | 0.0 |
| Biological products, including diagnostics..... | 0637 | | 221.7 | 222.8 | 222.5 | 3.0 | -0.1 |
| Biological products for veterinary, industrial, and all other misc. use (excluding diagnostics)..... | 0637-17 | 12/04 | 119.7 | 121.9 | 121.9 | 1.8 | 0.0 |
| Biological veterinary vaccines, bacterins, toxoids, and other biologicals..... | 0637-1702 | 06/09 | 100.1 | - | - | - | - |
| Diagnostics..... | 0637-18 | 06/09 | 100.8 | 100.8 | 100.2 | - | -0.6 |
| In-vitro diagnostics..... | 0637-1801 | | 170.4 | 170.3 | 169.4 | -0.2 | -0.5 |
| Biologics for human use..... | 0637-19 | 06/09 | 104.3 | 105.1 | 105.3 | - | 0.2 |
| Pharmaceutical preparations..... | 0638 | 06/01 | 149.3 | 153.2 | 153.7 | 5.9 | 0.3 |
| Neoplasms, endocrine & metabolic disease..... | 0638-01 | 06/01 | 165.1 | 165.2 | 165.0 | 2.2 | -0.1 |
| Cancer therapy products..... | 0638-0102 | 12/09 | 100.0 | 103.0 | 94.5 | - | -8.3 |
| Insulin/antidiabetes products..... | 0638-0103 | 12/09 | 100.0 | 102.3 | 103.0 | - | 0.7 |
| Other neoplasms, endocrine system, and metabolic diseases..... | 0638-0104 | 12/09 | 100.0 | - | - | - | - |
| Hormones and oral contraceptives..... | 0638-0105 | 12/09 | 100.0 | 100.4 | 100.7 | - | 0.3 |
| Central nervous system and sense org..... | 0638-02 | 06/01 | 157.8 | 161.8 | 161.9 | 6.5 | 0.1 |
| Analgesics..... | 0638-0202 | 12/09 | 100.0 | 100.3 | 100.8 | - | 0.5 |
| Analgesics, over-the-counter..... | 0638-0202OC | 06/81 | 236.0 | 236.0 | 236.0 | -0.1 | 0.0 |
| Analgesics, prescription..... | 0638-0202RX | 06/81 | 753.7 | 773.3 | 801.1 | 13.6 | 3.6 |
| Psychotherapeutics..... | 0638-0203 | 12/09 | 100.0 | 101.4 | 101.4 | - | 0.0 |
| Antidepressants..... | 0638-02031 | 12/09 | 100.0 | 100.0 | 100.0 | - | 0.0 |
| Other psychotherapeutics, including tranquilizers..... | 0638-02032 | 12/09 | 100.0 | 108.4 | 108.3 | - | -0.1 |
| Anticonvulsants..... | 0638-0204 | 12/09 | 100.0 | 103.7 | 103.7 | - | 0.0 |
| Other central nervous system and sense organs..... | 0638-0205 | 12/09 | 100.0 | 104.8 | 104.7 | - | -0.1 |
| Cardiovascular system..... | 0638-03 | 06/01 | 140.3 | 151.0 | 152.6 | 10.6 | 1.1 |
| Anticoagulants..... | 0638-0302 | 12/09 | 100.0 | - | 107.6 | - | - |
| ACE inhibitors..... | 0638-0303 | 12/09 | 100.0 | - | 101.1 | - | - |
| Calcium channel blockers and other vasodilators..... | 0638-0304 | 12/09 | 100.0 | - | 126.3 | - | - |
| Other cardiovascular preparations..... | 0638-0305 | 12/09 | 100.0 | 108.1 | 109.1 | - | 0.9 |
| Respiratory system..... | 0638-04 | 06/01 | 139.0 | 143.2 | 143.7 | 8.5 | 0.3 |
| Bronchial therapy..... | 0638-0402 | 12/07 | - | 116.8 | 117.8 | - | 0.9 |
| Antihistamines..... | 0638-04021 | 12/09 | 100.0 | 100.4 | 102.3 | - | 1.9 |
| Bronchodilators..... | 0638-04022 | 12/09 | 100.0 | 110.6 | 109.6 | - | -0.9 |
| Other respiratory preparations..... | 0638-0403 | 12/07 | - | 111.2 | 110.4 | - | -0.7 |
| Other respiratory preparations, over-the-counter..... | 0638-0403OC | 12/07 | - | 106.0 | 106.0 | - | 0.0 |
| Other respiratory preparations, prescription..... | 0638-0403RX | 12/07 | - | 114.2 | 113.3 | - | -0.8 |
| Digestive and genito-urinary systems..... | 0638-05 | 06/01 | 161.9 | 167.6 | 168.1 | 8.8 | 0.3 |
| Antispasmodic/antisecretory..... | 0638-0502 | 12/09 | 100.0 | 100.0 | 100.0 | - | 0.0 |
| Other digestive or genito-urinary preparations..... | 0638-0503 | 12/09 | 100.0 | 105.6 | 105.9 | - | 0.3 |
| Other digestive or genito-urinary preparations, over-the-counter..... | 0638-0503OC | 06/01 | 111.3 | 110.8 | 110.8 | 4.9 | 0.0 |
| Other digestive or genito-urinary preparations, prescription..... | 0638-0503RX | 06/01 | 145.2 | 154.9 | 155.6 | 13.9 | 0.5 |
| Antacids..... | 0638-0504 | 12/09 | 100.0 | 99.4 | 99.4 | - | 0.0 |

See footnotes at end of table.

Table 6. Producer price indexes and percent changes for commodity and service groupings and individual items, not seasonally adjusted — Continued
 [1982=100 unless otherwise indicated]

| Commodity | Commodity code | Other index base | Index | | | Percent change to Apr. 2010 from: | |
|--|----------------|------------------|------------------------|------------------------|------------------------|-----------------------------------|-----------|
| | | | Dec. 2009 ¹ | Mar. 2010 ¹ | Apr. 2010 ¹ | Apr. 2009 | Mar. 2010 |
| Skin preparations..... | 0638-06 | 06/01 | 159.8 | 160.1 | 161.4 | 1.4 | 0.8 |
| Emollients and protectives, including burn remedies..... | 0638-0602 | 12/09 | 100.0 | 100.0 | 102.6 | — | 2.6 |
| Other pharmaceutical preparations acting on the skin..... | 0638-0603 | 12/09 | 100.0 | 100.3 | 100.3 | — | 0.0 |
| Anti-acne preparations..... | 0638-0604 | 12/09 | 100.0 | 100.1 | 100.1 | — | 0.0 |
| Anti-acne preparations, prescription..... | 0638-0604RX | 12/09 | 100.0 | — | 100.4 | — | — |
| Vitamins, nutrients & hematinic preps..... | 0638-07 | 06/01 | 113.1 | 113.6 | 118.6 | 4.0 | 4.4 |
| Multivitamins..... | 0638-0702 | 12/09 | 100.0 | 99.9 | 99.8 | — | -0.1 |
| Other vitamins and nutrients..... | 0638-0703 | 12/09 | 100.0 | 100.7 | 107.7 | — | 7.0 |
| Other vitamins and nutrients, over-the-counter..... | 0638-0703OC | 06/01 | 100.0 | 100.5 | 99.5 | -2.9 | -1.0 |
| Other vitamins and nutrients, prescription..... | 0638-0703RX | 06/01 | — | — | 194.1 | — | — |
| Parasitic and infective diseases..... | 0638-08 | 06/01 | 146.3 | 149.4 | 148.8 | 3.0 | -0.4 |
| Broad and medium spectrum antibiotics..... | 0638-0802 | 12/09 | 100.0 | 100.4 | 99.4 | — | -1.0 |
| Systemic antivirals..... | 0638-0803 | 12/09 | 100.0 | 104.1 | 104.1 | — | 0.0 |
| Other parasitic and infective diseases..... | 0638-0804 | 12/09 | 100.0 | 103.3 | 103.2 | — | -0.1 |
| Fats and oils, inedible..... | 064 | | 223.8 | 229.9 | 232.0 | 11.1 | 0.9 |
| Fats and oils, inedible..... | 0641 | | 223.8 | 229.9 | 232.0 | 11.1 | 0.9 |
| Fats and oils, inedible..... | 0641-01 | | 223.8 | 229.9 | 232.0 | 11.1 | 0.9 |
| Soybean oil, processed for inedible purposes..... | 0641-0131 | 06/95 | 145.7 | 145.7 | 145.9 | 1.5 | 0.1 |
| Crude soybean oil, degummed..... | 0641-01311 | 12/07 | 96.3 | — | — | — | — |
| Soybean oil, all other types..... | 0641-01312 | 12/07 | 85.8 | — | — | — | — |
| Inedible tallow and grease, except wool grease..... | 0641-0132 | 06/02 | 229.7 | 256.9 | 264.7 | 51.3 | 3.0 |
| Agricultural chemicals and chemical products..... | 065 | | 187.6 | 196.5 | 200.9 | -9.6 | 2.2 |
| Mixed fertilizers..... | 0651 | | 177.4 | 172.3 | 175.5 | -14.8 | 1.9 |
| Mixed fertilizers..... | 0651-05 | 06/86 | 187.2 | 181.8 | 185.2 | -14.7 | 1.9 |
| Mixed fertilizers..... | 0651-0501 | 06/86 | 187.2 | 181.8 | 185.2 | -14.7 | 1.9 |
| Fertilizer materials..... | 0652 | | 191.1 | 221.8 | 230.0 | -8.7 | 3.7 |
| Nitrogenates..... | 0652-01 | | 210.6 | 239.2 | 251.9 | -8.3 | 5.3 |
| Synthetic ammonia, nitric acid, and ammonium compounds.... | 0652-0135 | 06/03 | 143.2 | 162.0 | 173.7 | -10.8 | 7.2 |
| Urea..... | 0652-0136 | | 144.6 | 167.2 | 166.9 | 1.3 | -0.2 |
| Fertilizer materials of organic origin..... | 0652-0137 | 12/93 | 188.4 | 188.6 | 188.9 | -21.2 | 0.2 |
| Phosphates..... | 0652-02 | | 177.7 | 210.5 | 215.1 | -8.9 | 2.2 |
| Phosphate rock..... | 0652-0255 | 12/04 | 140.9 | — | 166.9 | -5.4 | — |
| Superphosphate and other phosphate fertilizer materials..... | 0652-0271 | 06/03 | 148.8 | 182.5 | 189.0 | 2.2 | 3.6 |
| Other agricultural chemicals..... | 0653 | | 186.1 | 174.6 | 175.1 | -7.8 | 0.3 |
| Other agricultural chemicals..... | 0653-01 | | 186.1 | 174.6 | 175.1 | -7.8 | 0.3 |
| Agricultural & commercial insecticides & chemicals..... | 0653-0106 | 06/03 | 126.6 | 115.3 | 115.5 | -11.4 | 0.2 |
| Lawn & garden pesticides & chemicals..... | 0653-0107 | 06/03 | 125.7 | 114.1 | 119.3 | -7.5 | 4.6 |
| Household & institutional pesticides & chemicals..... | 0653-0108 | 06/03 | 130.5 | 131.0 | 131.0 | 0.5 | 0.0 |
| Plastic resins and materials..... | 066 | | 196.8 | 206.5 | 230.1 | 25.4 | 11.4 |
| Thermoplastics resins and plastics materials..... | 0662 | | 194.9 | 206.9 | 234.8 | 30.2 | 13.5 |
| Thermoplastic resins and plastics materials..... | 0662-12 | 12/03 | 135.4 | 143.8 | 163.2 | 30.2 | 13.5 |
| Thermoplastic resins and plastics materials..... | 0662-1201 | 12/03 | 135.4 | 143.8 | 163.2 | 30.2 | 13.5 |
| Thermosetting resins and plastics materials..... | 0663 | | 220.0 | 217.1 | 217.2 | 1.7 | 0.0 |
| Thermosetting resins and plastics materials..... | 0663-06 | 12/98 | 156.8 | 154.7 | 154.8 | 1.8 | 0.1 |
| Thermosetting resins and plastics materials..... | 0663-0601 | 12/98 | 156.8 | 154.7 | 154.8 | 1.8 | 0.1 |
| Other chemicals and allied products..... | 067 | | 174.2 | 174.4 | 174.8 | -0.7 | 0.2 |
| Soap and synthetic detergents..... | 0671 | | 161.3 | 161.5 | 161.4 | -0.1 | -0.1 |
| Soaps & synth. detergents..... | 0671-04 | 06/83 | 155.0 | 155.1 | 155.1 | -0.1 | 0.0 |
| Soaps and detergents, nonhousehold..... | 0671-0401 | 06/83 | 206.3 | 207.0 | 207.8 | 1.4 | 0.4 |
| Household detergents..... | 0671-0402 | | 143.4 | 142.6 | 141.6 | -2.6 | -0.7 |
| Household soap, except specialty cleaners..... | 0671-0403 | 06/83 | 172.9 | 174.0 | 174.0 | 0.6 | 0.0 |
| Specialty cleaning, polish. & san. prods..... | 0672 | 06/83 | 169.3 | 168.1 | 169.0 | -1.1 | 0.5 |
| Specialty cleaning, polishing & san. prods..... | 0672-01 | 06/83 | 169.3 | 168.1 | 169.0 | -1.1 | 0.5 |
| Polishing preparations and related product..... | 0672-0103 | 06/83 | 188.0 | 188.7 | 188.2 | -3.7 | -0.3 |
| Specialty cleaning and sanitation products including household bleaches, disinfectants, and lau..... | 0672-0104 | 06/07 | 108.8 | 107.7 | 108.5 | -0.3 | 0.7 |
| Cosmetics and other toilet preparations..... | 0675 | | 148.2 | 148.3 | 148.7 | 0.7 | 0.3 |
| Shaving preparations..... | 0675-02 | | 138.0 | 138.0 | 138.0 | 0.0 | 0.0 |
| Shaving preparations..... | 0675-0206 | 06/99 | 122.1 | 122.1 | 122.1 | 0.0 | 0.0 |
| Perfume, cologne and toilet water..... | 0675-03 | | 163.5 | 163.5 | 163.5 | 0.0 | 0.0 |
| Perfumes, cologne and toilet water..... | 0675-0306 | 06/99 | 102.0 | 102.0 | 102.0 | 0.0 | 0.0 |
| Hair preparations..... | 0675-04 | | 156.5 | 156.6 | 157.6 | 1.0 | 0.6 |
| Hair preparations..... | 0675-0407 | 06/99 | 115.9 | 115.9 | 116.6 | 1.0 | 0.6 |
| Dentifrices..... | 0675-05 | | 118.1 | 118.1 | 118.1 | 0.0 | 0.0 |
| Dentifrices..... | 0675-0506 | 06/99 | 112.4 | 112.4 | 112.4 | 0.0 | 0.0 |

See footnotes at end of table.

Table 6. Producer price indexes and percent changes for commodity and service groupings and individual items, not seasonally adjusted — Continued
 [1982=100 unless otherwise indicated]

| Commodity | Commodity code | Other index base | Index | | | Percent change to Apr. 2010 from: | |
|---|----------------|------------------|------------------------|------------------------|------------------------|-----------------------------------|------------|
| | | | Dec. 2009 ¹ | Mar. 2010 ¹ | Apr. 2010 ¹ | Apr. 2009 | Mar. 2010 |
| Creams, lotions and oils..... | 0675-14 | 06/99 | 110.6 | 110.7 | 111.5 | 1.8 | 0.7 |
| Creams, lotions and oils..... | 0675-1401 | 06/99 | 110.6 | 110.7 | 111.5 | 1.8 | 0.7 |
| Other cosmetics and toilet preparations..... | 0675-15 | 06/99 | 103.3 | 103.3 | 103.3 | 0.2 | 0.0 |
| Other cosmetics and toilet preparations..... | 0675-1501 | 06/99 | 103.3 | 103.3 | 103.3 | 0.2 | 0.0 |
| Misc. chemical prod. and preparations..... | 0679 | | 199.0 | 199.6 | 200.0 | -1.6 | 0.2 |
| Explosives..... | 0679-02 | | 186.2 | 194.6 | 188.7 | -9.0 | -3.0 |
| Explosives, propellants, and blasting accessories..... | 0679-0234 | 12/03 | 114.5 | 119.6 | 116.0 | -8.9 | -3.0 |
| Industrial gases..... | 0679-03 | | 184.1 | 186.4 | 185.8 | -4.5 | -0.3 |
| Acetylene..... | 0679-0301 | | 237.0 | 230.7 | 235.8 | - | 2.2 |
| Carbon dioxide..... | 0679-0302 | | 270.5 | 272.1 | 272.6 | 2.1 | 0.2 |
| Nitrogen..... | 0679-0303 | | 129.2 | 130.0 | 130.6 | -2.0 | 0.5 |
| Oxygen..... | 0679-0304 | | 232.0 | 226.0 | 227.6 | -6.6 | 0.7 |
| Argon and hydrogen..... | 0679-0309 | 06/09 | 92.9 | 93.5 | 92.5 | - | -1.1 |
| Fluorocarbon and other industrial gases..... | 0679-0312 | 06/09 | 102.9 | 109.8 | 108.4 | - | -1.3 |
| Adhesives and sealants..... | 0679-04 | 12/83 | 222.3 | 223.8 | 224.2 | 0.8 | 0.2 |
| Natural base glues and adhesives..... | 0679-0401 | 12/83 | 234.3 | 234.3 | 237.4 | 1.1 | 1.3 |
| Synthetic resin and rubber adhesives..... | 0679-0402 | 12/83 | 230.9 | 232.9 | 233.0 | 0.7 | 0.0 |
| Caulking compounds and sealants..... | 0679-0403 | 12/83 | 188.9 | 189.4 | 190.0 | 0.7 | 0.3 |
| Surface active agents..... | 0679-05 | 12/83 | 215.2 | 213.4 | 214.0 | -4.8 | 0.3 |
| Textile and leather assistants..... | 0679-0501 | 12/83 | 166.9 | 165.4 | 166.6 | -3.0 | 0.7 |
| Bulk surfactants..... | 0679-0502 | 12/83 | 221.3 | 219.5 | 219.4 | -6.0 | 0.0 |
| Gum and wood chemicals..... | 0679-06 | 06/84 | 226.1 | 229.1 | 228.6 | -3.5 | -0.2 |
| Gum and wood chemicals, including wood distilling..... | 0679-0607 | 12/03 | 147.6 | 149.6 | 149.2 | -3.5 | -0.3 |
| Other miscellaneous chemical products..... | 0679-09 | | 187.4 | 187.4 | 188.4 | -0.1 | 0.5 |
| Salt, evaporated and solar..... | 0679-0904 | 06/85 | 170.2 | 170.1 | - | - | - |
| Carbon black..... | 0679-0918 | 12/83 | 276.7 | 285.3 | 283.8 | 6.7 | -0.5 |
| Printing ink..... | 0679-0919 | 06/84 | 171.3 | 171.3 | 172.7 | -2.8 | 0.8 |
| Water-treating compounds..... | 0679-0961 | 06/85 | 182.5 | 181.8 | 181.4 | -1.8 | -0.2 |
| Automotive chemicals..... | 0679-0991 | 06/09 | 100.0 | 99.2 | 99.6 | - | 0.4 |
| Other chemical preparations, n.e.c..... | 0679-0999 | 06/85 | 221.7 | 220.6 | 222.8 | 0.5 | 1.0 |
| Rubber and plastic products..... | 07 | | 166.3 | 168.9 | 169.9 | 3.3 | 0.6 |
| Rubber and rubber products..... | 071 | | 157.1 | 159.8 | 162.0 | 6.4 | 1.4 |
| Rubber, except natural rubber..... | 0711 | | 196.2 | 207.5 | 212.3 | 20.6 | 2.3 |
| Synthetic rubber..... | 0711-02 | | 197.2 | 208.6 | 213.5 | 20.7 | 2.3 |
| Synthetic rubber, inc. sbr and ethylene propylene..... | 0711-0224 | 06/03 | 156.2 | 165.3 | 169.1 | 20.6 | 2.3 |
| Tires, tubes, tread, & repair materials..... | 0712 | | 132.9 | 133.2 | 135.7 | 4.5 | 1.9 |
| Tires..... | 0712-01 | | 130.2 | 130.4 | 133.1 | 4.8 | 2.1 |
| Passenger car pneumatic tires..... | 0712-0104 | 12/03 | 141.5 | 139.6 | 143.0 | 4.3 | 2.4 |
| Truck and bus pneumatic tires..... | 0712-0105 | | 122.1 | 125.1 | 127.3 | 5.7 | 1.8 |
| Other pneumatic and all solid tires..... | 0712-0121 | 06/83 | 151.6 | 151.9 | 153.3 | 4.5 | 0.9 |
| Tread rubber, tire sundries, & repair matl..... | 0712-03 | | 185.3 | - | 185.3 | -0.1 | - |
| Tread rubber, tire sundries, and repair materials..... | 0712-0354 | 12/03 | 133.3 | - | 133.3 | -0.1 | - |
| Miscellaneous rubber products..... | 0713 | | 169.4 | 171.4 | 172.3 | 2.1 | 0.5 |
| Footwear..... | 0713-01 | | 136.1 | 134.1 | 134.2 | -1.6 | 0.1 |
| Protective footwear..... | 0713-0107 | | 178.8 | 177.2 | 177.2 | -0.9 | 0.0 |
| Shoes with fabric uppers, exc sandals & slippers..... | 0713-0108 | 12/86 | - | - | 113.3 | -1.8 | - |
| Rubber and plastic belts and belting..... | 0713-03 | | 193.3 | 195.4 | 196.2 | 3.2 | 0.4 |
| Flat rubber and plastics belts and belting..... | 0713-0371 | 12/03 | 149.0 | 151.9 | 153.0 | 5.7 | 0.7 |
| Rubber and plastics belt and belting, except flat rubber..... | 0713-0372 | 12/03 | 112.3 | 112.3 | 112.3 | 0.0 | 0.0 |
| Rubber hose..... | 0713-04 | | 205.7 | 209.4 | 212.6 | 4.3 | 1.5 |
| Rubber and plastics garden hose..... | 0713-0455 | 12/03 | 113.1 | 124.3 | 124.3 | 9.1 | 0.0 |
| All other rubber and plastics hoses..... | 0713-0457 | 12/03 | 130.9 | 131.6 | 134.0 | 3.5 | 1.8 |
| Miscellaneous rubber products, n.e.c..... | 0713-06 | 06/83 | 154.6 | 156.5 | 156.9 | 1.6 | 0.3 |
| Industrial rubber products, n.e.c..... | 0713-0604 | 06/83 | 201.6 | 200.7 | 201.0 | -1.5 | 0.1 |
| Other rubber goods..... | 0713-0606 | 06/83 | 164.6 | 164.8 | 165.7 | 4.1 | 0.5 |
| Sponge and foam rubber..... | 0713-0607 | 06/83 | 169.8 | 169.8 | 169.6 | -1.4 | -0.1 |
| Rubber floor and wall coverings..... | 0713-0608 | 06/83 | 145.7 | 145.7 | 145.7 | 0.7 | 0.0 |
| Compounds or mixtures..... | 0713-0612 | 06/83 | 166.3 | 174.2 | 176.1 | 4.0 | 1.1 |
| Rubber druggist & med. Sundries, incl. prophylactics..... | 0713-0616 | 12/03 | 118.5 | 118.0 | 118.0 | 0.4 | 0.0 |
| Rubber products for mechanical use..... | 0713-0617 | 12/04 | 111.4 | 112.4 | 112.5 | 1.4 | 0.1 |
| Rubber coated fabrics..... | 0713-0618 | 06/06 | 121.3 | 126.2 | 126.2 | 8.4 | 0.0 |
| Plastic products..... | 072 | | 175.5 | 178.1 | 178.8 | 2.3 | 0.4 |
| Construction products from plastics..... | 0721 | | 186.5 | 191.3 | 192.1 | 3.6 | 0.4 |
| Plastic construction products..... | 0721-06 | | 186.5 | 191.3 | 192.1 | 3.6 | 0.4 |
| Plastics pipe..... | 0721-0603 | 12/05 | 84.2 | 91.8 | 94.1 | 13.5 | 2.5 |
| Plastics pipe fittings and unions..... | 0721-0604 | 12/05 | 114.4 | 115.7 | 117.8 | 6.0 | 1.8 |

See footnotes at end of table.

Table 6. Producer price indexes and percent changes for commodity and service groupings and individual items, not seasonally adjusted — Continued
 [1982=100 unless otherwise indicated]

| Commodity | Commodity code | Other index base | Index | | | Percent change to Apr. 2010 from: | |
|---|----------------|------------------|------------------------|------------------------|------------------------|-----------------------------------|------------|
| | | | Dec. 2009 ¹ | Mar. 2010 ¹ | Apr. 2010 ¹ | Apr. 2009 | Mar. 2010 |
| Plastics plumbing fixtures..... | 0721-0605 | 12/05 | 111.6 | 112.1 | 110.5 | -0.7 | -1.4 |
| Other plastic construction products..... | 0721-0606 | | 180.4 | 182.3 | 182.4 | 1.2 | 0.1 |
| Unsupp. plastic film/sheet/other shapes..... | 0722 | | 196.5 | 198.7 | 199.5 | 5.2 | 0.4 |
| Unsupported plastic film/sheet/other shapes..... | 0722-05 | 12/82 | 194.7 | 196.9 | 197.7 | 5.2 | 0.4 |
| Unsupported plastic film/sheet/other shapes..... | 0722-0501 | 12/82 | 194.7 | 196.9 | 197.7 | 5.2 | 0.4 |
| Laminated plastic sheets, rods, and tubes..... | 0723 | | 177.2 | 177.2 | 177.1 | -0.4 | -0.1 |
| Laminated plastic sheets, rods, and tubes..... | 0723-04 | | 177.4 | 177.4 | 177.4 | -0.4 | 0.0 |
| Laminated plastic sheets, rods, and tubes..... | 0723-0401 | 12/82 | 182.6 | 182.6 | 182.6 | -0.4 | 0.0 |
| Parts for manufacturing from plastics..... | 0726 | | 136.0 | 135.4 | 135.0 | 0.7 | -0.3 |
| Parts for transportation equip..... | 0726-01 | | 126.6 | 125.8 | 125.8 | 0.0 | 0.0 |
| Parts for transportation equipment..... | 0726-0105 | 12/82 | 125.5 | 124.7 | 124.7 | -0.1 | 0.0 |
| Other parts and components for mfg..... | 0726-02 | | 132.4 | 132.9 | 133.4 | 2.4 | 0.4 |
| Other parts and components for manufacturing..... | 0726-0205 | 12/82 | 132.5 | 133.0 | 133.5 | 2.4 | 0.4 |
| Plastic components for furniture..... | 0726-03 | 12/82 | 214.5 | 212.0 | 204.9 | -0.4 | -3.3 |
| Plastic components for furniture..... | 0726-0305 | 12/99 | 158.1 | 156.2 | 151.0 | -0.5 | -3.3 |
| Other plastic products..... | 0729 | 12/82 | 183.0 | 185.3 | 185.5 | 1.1 | 0.1 |
| Other plastic products..... | 0729-01 | 12/82 | 183.0 | 185.3 | 185.5 | 1.1 | 0.1 |
| Custom compounding of purchased plastic resins (incl color concentrates and resin pellets)..... | 0729-0196 | 12/99 | 134.8 | 138.5 | 138.6 | 3.6 | 0.1 |
| Custom compounding of purchased resin (incl color concentrates)..... | 0729-01961 | 12/09 | 100.0 | 102.8 | 102.9 | - | 0.1 |
| Custom compounding of purchased plastic resins..... | 0729-019611 | 12/09 | 100.0 | 102.6 | 102.8 | - | 0.2 |
| Plastics color concentrates..... | 0729-019612 | 12/09 | 100.0 | 103.3 | - | - | - |
| Reinforced fiberglass and plastic products, n.e.c..... | 0729-0197 | 12/99 | 125.7 | 125.1 | 125.3 | -1.3 | 0.2 |
| Foam products, ex. polystyrene and urethane..... | 0729-0198 | 12/99 | 117.8 | 117.8 | 117.8 | -2.3 | 0.0 |
| Packaging products from plastics..... | 072A | 12/06 | 100.9 | 103.4 | 105.4 | 2.6 | 1.9 |
| Packaging products from plastics..... | 072A-01 | 12/06 | 100.9 | 103.4 | 105.4 | 2.6 | 1.9 |
| Packaging products from plastics..... | 072A-0101 | 12/06 | 100.9 | 103.4 | 105.4 | 2.6 | 1.9 |
| Polystyrene foam product manufacturing..... | 072A-01011 | 12/09 | 100.0 | 102.7 | 105.8 | - | 3.0 |
| All other plastics product manufacturing..... | 072A-01012 | 12/09 | 100.0 | 102.4 | 103.4 | - | 1.0 |
| Urethane and other foam product (except polystyrene) manufacturing..... | 072A-01013 | 12/09 | 100.0 | 100.0 | 100.0 | - | 0.0 |
| Plastics bottle manufacturing..... | 072A-01014 | 12/09 | 100.0 | 102.5 | 105.8 | - | 3.2 |
| Consumer, institut., & commerc prod, nec..... | 072B | 12/06 | 110.4 | 113.0 | 112.9 | 1.1 | -0.1 |
| Consumer, institut., & commerc prod, nec..... | 072B-01 | 12/06 | 110.4 | 113.0 | 112.9 | 1.1 | -0.1 |
| Consumer, institut., & comm. prod., nec..... | 072B-0101 | 12/06 | 110.4 | 113.0 | 112.9 | 1.1 | -0.1 |
| Lumber and wood products..... | 08 | | 184.6 | 193.2 | 197.1 | 8.8 | 2.0 |
| Lumber..... | 081 | | 156.4 | 169.8 | 175.5 | 21.0 | 3.4 |
| Softwood lumber..... | 0811 | | 150.3 | 167.4 | 174.9 | 28.5 | 4.5 |
| Flooring, siding, and cut stock..... | 0811-05 | | 203.4 | 206.9 | 208.9 | 3.9 | 1.0 |
| Softwood cut stock..... | 0811-0503 | | 217.1 | 220.8 | 223.0 | 3.9 | 1.0 |
| Softwood lumber, not edge worked, not MFPM..... | 0811-06 | 12/03 | 79.0 | 90.4 | 95.1 | 37.2 | 5.2 |
| Softwood lumber, not edge worked, not MFPM..... | 0811-0601 | 12/03 | 79.0 | 90.4 | 95.1 | 37.2 | 5.2 |
| Softwood lumber MFPM..... | 0811-07 | 12/03 | 107.9 | 111.0 | 113.6 | 6.2 | 2.3 |
| Softwood lumber, not edged worked, MFPM &..... | 0811-0701 | 12/03 | 107.9 | 111.0 | 113.6 | 6.2 | 2.3 |
| Hardwood lumber..... | 0812 | | 175.1 | 182.3 | 184.8 | 9.8 | 1.4 |
| Hardwood dimension..... | 0812-03 | | 186.1 | 190.3 | 185.2 | -0.6 | -2.7 |
| Hardwood dimension stock..... | 0812-0311 | 06/84 | 162.0 | 165.6 | 161.2 | -0.6 | -2.7 |
| Hardwood flooring..... | 0812-04 | 06/84 | 153.8 | 155.0 | 158.5 | 3.5 | 2.3 |
| Hardwood flooring..... | 0812-0401 | 06/84 | 153.8 | 155.0 | 158.5 | 3.5 | 2.3 |
| Hardwood lumber, not edge worked, not MFPM..... | 0812-05 | 12/03 | 87.6 | 93.2 | 95.4 | 17.8 | 2.4 |
| Hardwood lumber, not edge worked, not MFPM..... | 0812-0501 | 12/03 | 87.6 | 93.2 | 95.4 | 17.8 | 2.4 |
| Hardwood lumber MFPM..... | 0812-06 | 12/03 | 83.5 | 86.6 | 89.3 | 10.1 | 3.1 |
| Hardwood lumber, not edged worked, MFPM &..... | 0812-0601 | 12/03 | 83.5 | 86.6 | 89.3 | 10.1 | 3.1 |
| Millwork..... | 082 | | 204.0 | 206.4 | 207.3 | 0.7 | 0.4 |
| General millwork..... | 0821 | | 208.9 | 210.1 | 211.1 | 0.1 | 0.5 |
| General millwork..... | 0821-01 | | 208.9 | 210.1 | 211.1 | 0.1 | 0.5 |
| Wood kitchen cabinets and cabinetwork..... | 0821-0101 | | 198.6 | 198.3 | 198.4 | -0.7 | 0.1 |
| Vanities and other cabinetwork..... | 0821-0103 | 06/84 | 188.0 | 189.8 | 190.4 | -2.0 | 0.3 |
| Wood window units..... | 0821-0112 | 06/83 | 191.3 | 197.5 | 197.2 | 3.3 | -0.2 |
| Wood sash..... | 0821-0122 | 06/83 | 213.8 | 217.1 | 217.2 | 5.7 | 0.0 |
| Wood window and door frames..... | 0821-0132 | 06/83 | 138.1 | 144.8 | 147.7 | 11.1 | 2.0 |
| Wood doors, flush and panel, interior and exterior..... | 0821-0142 | 06/83 | 175.2 | 175.0 | 174.7 | -0.7 | -0.2 |
| Other wood doors, incl. garage, screen, storm, etc..... | 0821-0152 | 06/83 | 195.6 | 192.3 | 192.3 | -1.8 | 0.0 |
| Wood mouldings, ex. prefinished from purchased mouldings..... | 0821-0162 | 06/83 | 186.1 | 187.8 | 195.6 | 3.7 | 4.2 |
| Mirror and picture frames..... | 0821-0175 | 06/02 | 111.7 | 112.4 | 113.5 | -0.4 | 1.0 |

See footnotes at end of table.

Table 6. Producer price indexes and percent changes for commodity and service groupings and individual items, not seasonally adjusted — Continued
 [1982=100 unless otherwise indicated]

| Commodity | Commodity code | Other index base | Index | | | Percent change to Apr. 2010 from: | |
|---|----------------|------------------|------------------------|------------------------|------------------------|-----------------------------------|------------|
| | | | Dec. 2009 ¹ | Mar. 2010 ¹ | Apr. 2010 ¹ | Apr. 2009 | Mar. 2010 |
| Other millwork products..... | 0821-0183 | 06/83 | 202.2 | 202.8 | 204.2 | -1.1 | 0.7 |
| Prefabricated structural members..... | 0822 | | 179.8 | 187.3 | 187.7 | 3.5 | 0.2 |
| Prefabricated structural members..... | 0822-01 | | 179.8 | 187.3 | 187.7 | 3.5 | 0.2 |
| Other engineered structural wood members..... | 0822-0108 | 12/03 | 101.0 | 102.8 | 103.3 | 1.1 | 0.5 |
| Wood trusses..... | 0822-0109 | 12/03 | 104.2 | 109.1 | 109.3 | 3.9 | 0.2 |
| Plywood..... | 083 | | 164.9 | 172.3 | 187.3 | 16.4 | 8.7 |
| Softwood plywood..... | 0831 | | 174.4 | 188.8 | 218.0 | 31.0 | 15.5 |
| Softwood veneer and plywood..... | 0831-03 | | 136.2 | 147.5 | 170.2 | 30.9 | 15.4 |
| Softwood veneer and plywood..... | 0831-0303 | 12/05 | 84.1 | 91.1 | 105.2 | 31.0 | 15.5 |
| Hardwood veneer and plywood..... | 0835 | 12/05 | 103.0 | 103.3 | 104.1 | 1.2 | 0.8 |
| Hardwood veneer and plywood..... | 0835-01 | 12/05 | 103.0 | 103.3 | 104.1 | 1.2 | 0.8 |
| Hardwood veneer and plywood..... | 0835-0101 | 12/05 | 103.0 | 103.3 | 104.1 | 1.2 | 0.8 |
| Other wood products..... | 084 | | 137.6 | 139.8 | 142.1 | -0.5 | 1.6 |
| Wood pallets and skids..... | 0841 | | 195.7 | 198.3 | 202.9 | 1.4 | 2.3 |
| Wood pallets and skids..... | 0841-01 | | 195.7 | 198.3 | 202.9 | 1.4 | 2.3 |
| Wood pallets..... | 0841-0101 | 12/09 | 100.0 | 101.7 | 104.0 | - | 2.3 |
| Wood skids, wood and metal combination pallets and pallet containers..... | 0841-0102 | 12/09 | 100.0 | 100.4 | 100.9 | - | 0.5 |
| Boxes..... | 0842 | | 176.3 | 178.5 | 179.7 | 1.5 | 0.7 |
| Boxes..... | 0842-01 | | 176.3 | 178.5 | 179.7 | 1.5 | 0.7 |
| Nailed or lock-corner wooden boxes..... | 0842-0101 | 06/85 | 159.6 | 159.6 | 161.2 | 1.0 | 1.0 |
| Wooden box and crate shooek..... | 0842-0102 | 06/85 | - | 145.4 | 145.4 | -2.1 | 0.0 |
| Wood container parts and wood containers, nec..... | 0842-0127 | 12/03 | 111.8 | 114.0 | 114.7 | 2.5 | 0.6 |
| Miscellaneous wood products..... | 0849 | | 108.2 | 110.2 | 111.9 | -2.4 | 1.5 |
| Wood ties, siding, shingles, & shakes and contract sawing..... | 0849-03 | 12/03 | 105.9 | 108.8 | 108.2 | -3.5 | -0.6 |
| Wood ties, siding, shingles, & shakes and contract sawing..... | 0849-0301 | 12/03 | 105.9 | 108.8 | 108.2 | -3.5 | -0.6 |
| Sawn wood fence stock, wood lath, and contract resawing and planing..... | 0849-04 | 12/03 | 108.9 | 112.3 | 112.3 | - | 0.0 |
| Sawn wood fence stock, wood lath, and contract resawing and planing..... | 0849-0401 | 12/03 | 108.9 | 112.3 | 112.3 | - | 0.0 |
| Other miscellaneous wood and cork products..... | 0849-09 | 06/84 | 180.1 | 183.4 | 186.5 | -2.4 | 1.7 |
| Other miscellaneous wood and cork products..... | 0849-0901 | 06/84 | 180.1 | 183.4 | 186.5 | -2.4 | 1.7 |
| Logs, bolts, timber and pulpwood..... | 085 | | 196.4 | 217.0 | 218.2 | 19.6 | 0.6 |
| Logs, bolts, timber and pulpwood..... | 0851 | | 196.4 | 217.0 | 218.2 | 19.6 | 0.6 |
| Softwood logs, bolts and timber..... | 0851-01 | | 192.2 | 223.9 | 229.9 | 35.1 | 2.7 |
| Softwood logs, bolts, and timber..... | 0851-0103 | 12/03 | 89.6 | 104.4 | 107.2 | 35.0 | 2.7 |
| Hardwood logs, bolts and timber..... | 0851-02 | | 104.2 | 114.2 | 118.8 | 20.2 | 4.0 |
| Hardwood logs, bolts and timber..... | 0851-0201 | | 104.2 | 114.2 | 118.8 | 20.2 | 4.0 |
| Pulpwood..... | 0851-03 | | 94.8 | 109.4 | 102.4 | 11.8 | -6.4 |
| Pulpwood..... | 0851-0303 | 12/03 | 98.3 | 113.5 | 106.1 | 11.8 | -6.5 |
| Other roundwood products..... | 0851-04 | 06/86 | 185.9 | 180.7 | 180.8 | -0.6 | 0.1 |
| Wood chips and other roundwood products..... | 0851-0402 | 12/03 | 121.5 | 118.1 | 118.2 | -0.6 | 0.1 |
| Prefabricated wood buildings & components..... | 086 | 12/84 | 215.5 | 217.9 | 217.5 | -1.7 | -0.2 |
| Prefabricated wood buildings & components..... | 0861 | 12/84 | 215.5 | 217.9 | 217.5 | -1.7 | -0.2 |
| Prefabricated wood buildings & components..... | 0861-01 | 12/84 | 215.5 | 217.9 | 217.5 | -1.7 | -0.2 |
| Components not sold as complete units..... | 0861-0101 | 12/84 | 167.1 | 171.2 | 171.2 | -9.8 | 0.0 |
| Precut packages sold as complete units..... | 0861-0102 | 12/84 | 235.6 | 239.4 | 238.8 | -5.3 | -0.3 |
| Panelized buildings sold as complete units..... | 0861-0103 | 12/84 | 226.1 | 230.9 | 231.4 | 2.5 | 0.2 |
| Modular buildings shipped with floor & walls..... | 0861-0104 | 12/84 | 211.1 | 211.4 | 210.7 | -0.1 | -0.3 |
| Treated wood and contract wood preserving..... | 087 | 06/85 | 162.8 | 178.3 | 186.6 | 14.4 | 4.7 |
| Treated wood and contract wood preserving..... | 0871 | 06/85 | 162.8 | 178.3 | 186.6 | 14.4 | 4.7 |
| Treated wood..... | 0871-01 | 06/85 | 160.8 | 177.0 | 185.7 | 15.3 | 4.9 |
| Poles, piles, and posts..... | 0871-0101 | 06/85 | 220.7 | 222.6 | 224.9 | 0.6 | 1.0 |
| Other wood products..... | 0871-0102 | 06/85 | 142.3 | 159.9 | 169.2 | 19.2 | 5.8 |
| Contract wood preserving..... | 0871-02 | 06/85 | 189.1 | 191.5 | 191.8 | 1.0 | 0.2 |
| Contract wood preserving..... | 0871-0201 | 06/85 | 189.1 | 191.5 | 191.8 | 1.0 | 0.2 |
| Pulp, paper, and allied products..... | 09 | | 226.2 | 232.8 | 233.7 | 3.5 | 0.4 |
| Pulp, paper, and prod., ex. bldg. paper..... | 091 | | 193.8 | 202.1 | 202.7 | 3.9 | 0.3 |
| Woodpulp..... | 0911 | | 158.6 | 168.9 | 173.4 | 16.7 | 2.7 |
| Woodpulp..... | 0911-05 | 06/06 | 110.1 | 117.3 | 120.4 | 16.8 | 2.6 |
| Woodpulp..... | 0911-0501 | 06/06 | 110.1 | 117.3 | 120.4 | 16.8 | 2.6 |
| Wastepaper..... | 0912 | | 301.4 | 448.5 | 411.9 | 99.9 | -8.2 |
| News wastepaper..... | 0912-01 | | 244.3 | 258.3 | 258.3 | 44.2 | 0.0 |

See footnotes at end of table.

Table 6. Producer price indexes and percent changes for commodity and service groupings and individual items, not seasonally adjusted — Continued
 [1982=100 unless otherwise indicated]

| Commodity | Commodity code | Other index base | Index | | | Percent change to Apr. 2010 from: | |
|--|----------------|------------------|------------------------|------------------------|------------------------|-----------------------------------|-----------|
| | | | Dec. 2009 ¹ | Mar. 2010 ¹ | Apr. 2010 ¹ | Apr. 2009 | Mar. 2010 |
| News wastepaper..... | 0912-0125 | 06/06 | 110.3 | 116.6 | 116.6 | 44.1 | 0.0 |
| Mixed wastepaper..... | 0912-02 | | 579.6 | 774.2 | 774.2 | 136.0 | 0.0 |
| Mixed wastepaper..... | 0912-0225 | 06/06 | 103.9 | 138.7 | 138.7 | 135.9 | 0.0 |
| Corrugated wastepaper..... | 0912-03 | | 264.7 | 486.0 | 415.9 | 184.1 | -14.4 |
| Corrugated wastepaper..... | 0912-0325 | 06/06 | 90.9 | 166.9 | 142.9 | 184.1 | -14.4 |
| High grades wastepaper (pulp subs & deink..... | 0912-07 | 12/86 | 162.4 | 182.0 | 165.4 | 31.0 | -9.1 |
| High grades wastepaper (pulp, substitutes & deinking..... | 0912-0725 | 06/06 | 122.1 | 136.9 | 124.4 | 30.9 | -9.1 |
| Exports (all grades)..... | 0912-08 | 12/86 | 279.2 | - | - | - | - |
| Exports (all grades)..... | 0912-0801 | 12/86 | 279.2 | - | - | - | - |
| Paper..... | 0913 | | 176.7 | 179.1 | 179.4 | -1.7 | 0.2 |
| Writing and printing papers..... | 0913-01 | | 176.4 | 176.3 | 176.6 | -3.6 | 0.2 |
| Ground wood paper, uncoated..... | 0913-0101 | 12/99 | 96.7 | 94.0 | 91.4 | -12.4 | -2.8 |
| Clay coated printing and converting paper..... | 0913-0118 | 06/99 | 122.0 | 120.3 | 120.1 | -8.0 | -0.2 |
| Publication and printing paper, all types..... | 0913-0124 | 12/99 | 131.9 | 131.1 | 132.5 | -1.4 | 1.1 |
| Bond and all writing paper..... | 0913-0138 | 12/99 | 120.3 | 121.6 | 122.6 | -0.5 | 0.8 |
| Cover & text papers & misc. uncoated freesheet..... | 0913-0144 | 12/99 | 125.0 | 127.9 | 127.0 | -2.0 | -0.7 |
| Bleached bristols, coated and uncoated..... | 0913-0147 | | 213.0 | 213.9 | 217.8 | 1.4 | 1.8 |
| Newsprint..... | 0913-02 | | 114.6 | 121.1 | 119.5 | -15.3 | -1.3 |
| Newsprint..... | 0913-0291 | | 114.6 | 121.1 | 119.5 | -15.3 | -1.3 |
| Packaging and industrial converting paper..... | 0913-03 | | 209.3 | 217.7 | 218.7 | 5.4 | 0.5 |
| Packaging/industrial convt. paper, ex unbleach kraft..... | 0913-0319 | 12/99 | 128.3 | - | - | - | - |
| Special industrial paper, except specialty packaging..... | 0913-0320 | 06/07 | 106.8 | 116.7 | 107.3 | 1.3 | -8.1 |
| Coated and laminated single and multi-web paper..... | 0913-0321 | 12/87 | 166.0 | 166.5 | 167.9 | 0.1 | 0.8 |
| Coated and laminated single and multi-web film..... | 0913-0322 | 12/87 | 166.0 | 172.7 | 178.3 | 8.5 | 3.2 |
| Coated and laminated paper, n.e.c..... | 0913-05 | 12/82 | 194.2 | 192.4 | 192.9 | 0.8 | 0.3 |
| All other coated and processed papers..... | 0913-0502 | 06/07 | 110.5 | 109.5 | 109.8 | 0.8 | 0.3 |
| Paperboard..... | 0914 | | 197.9 | 213.7 | 215.3 | 1.7 | 0.7 |
| Corrugated paperboard in sheets and rolls..... | 0914-05 | | 173.2 | 187.2 | 188.5 | -7.9 | 0.7 |
| Corrugated paperboard in sheets and rolls..... | 0914-0551 | | 173.2 | 187.2 | 188.5 | -7.9 | 0.7 |
| Paperboard, ex. corrugated paperboard..... | 0914-11 | 12/82 | 211.8 | 228.7 | 230.3 | 3.2 | 0.7 |
| Semichemical paperboard..... | 0914-1104 | 12/82 | 221.1 | 242.4 | 242.0 | 2.1 | -0.2 |
| Recycled paperboard..... | 0914-1105 | 12/82 | 237.9 | 256.9 | 262.6 | 6.1 | 2.2 |
| Unbleached kraft packaging/indust. convert. paperbrd..... | 0914-1107 | 12/99 | 124.5 | 135.5 | 134.7 | 1.8 | -0.6 |
| Converted paper and paperboard products..... | 0915 | | 202.1 | 205.0 | 206.9 | 1.5 | 0.9 |
| Sanitary paper products, including stock..... | 0915-01 | | 181.3 | 181.2 | 181.6 | 0.9 | 0.2 |
| Sanitary paper products, including stock..... | 0915-0123 | 12/99 | 125.8 | 125.7 | 126.0 | 1.0 | 0.2 |
| Paper, plastic, and foil bags..... | 0915-02 | | 233.7 | 240.5 | 245.2 | 5.0 | 2.0 |
| Grocers' and variety bags (paper)..... | 0915-0214 | 12/83 | 274.8 | 272.8 | 272.8 | -4.6 | 0.0 |
| Specialty bags, pouches and liners..... | 0915-0216 | 12/83 | 184.9 | 191.1 | 195.6 | 6.7 | 2.4 |
| Shipping sacks and multiwall bags, all..... | 0915-0218 | 12/83 | 232.3 | 236.8 | 237.1 | -1.0 | 0.1 |
| Paper boxes and containers..... | 0915-03 | | 209.3 | 212.5 | 215.5 | 0.8 | 1.4 |
| Corrugated shipping containers..... | 0915-0301 | 06/87 | 194.3 | 199.3 | 203.8 | 1.6 | 2.3 |
| Setup paperboard boxes..... | 0915-0322 | 12/83 | 200.9 | 201.8 | 201.8 | -0.2 | 0.0 |
| Folding paperboard boxes..... | 0915-0336 | 12/04 | 104.8 | 104.3 | 104.1 | -1.0 | -0.2 |
| Paperboard fiber drums..... | 0915-0337 | | - | 282.3 | 282.5 | - | 0.1 |
| Cups and liquid-tight containers..... | 0915-0352 | 06/85 | 262.1 | 262.4 | 262.4 | -1.4 | 0.0 |
| Packaging accessories..... | 0915-04 | | 238.0 | 254.4 | 251.0 | 3.9 | -1.3 |
| Other corrugated and solid fiber products..... | 0915-0441 | | 331.0 | 353.7 | 349.0 | 3.9 | -1.3 |
| Office supplies and accessories..... | 0915-06 | | 158.7 | 157.9 | 159.8 | -0.2 | 1.2 |
| Envelopes..... | 0915-0636 | 12/84 | 149.7 | 150.6 | 153.0 | 1.3 | 1.6 |
| Inked ribbons..... | 0915-0642 | 12/85 | 88.7 | - | 89.9 | 0.9 | - |
| Die-cut paper and paperboard office supplies..... | 0915-0646 | 12/03 | 124.3 | 124.3 | 124.3 | -0.2 | 0.0 |
| Business machine paper & other paper office supplies..... | 0915-0655 | 06/90 | 172.2 | 173.5 | 173.9 | 0.1 | 0.2 |
| Stationery, tablets and related products..... | 0915-0656 | 06/05 | 105.3 | 100.4 | 102.7 | -4.4 | 2.3 |
| Fiber and composite cans & related products..... | 0915-07 | | 260.3 | 262.8 | 263.4 | 0.6 | 0.2 |
| Fiber cans, all fiber and composite..... | 0915-0731 | 12/09 | 100.0 | 100.0 | 100.2 | - | 0.2 |
| Fiber cores and tubes..... | 0915-0732 | 12/09 | 100.0 | 101.5 | 101.6 | - | 0.1 |
| Paperboard cones, reels, spools, bobbins, blocks, and all vulcanized fiber products..... | 0915-0733 | 12/09 | 100.0 | 101.1 | 102.7 | - | 1.6 |
| Pressed and molded pulp goods..... | 0915-08 | 06/85 | 183.7 | 183.6 | 183.7 | 2.6 | 0.1 |
| Pressed and molded pulp goods..... | 0915-0814 | 06/90 | 159.9 | 159.8 | 159.9 | 2.6 | 0.1 |
| Misc. converted paper and board products..... | 0915-09 | 12/84 | 168.5 | 168.4 | 173.1 | -1.0 | 2.8 |
| Pasted, lined, laminated or surface coated..... | 0915-0901 | 12/84 | 211.7 | 210.4 | 213.8 | -0.5 | 1.6 |
| Wall coverings..... | 0915-0902 | 06/85 | 145.9 | 145.9 | 145.9 | 1.0 | 0.0 |
| Other converted paper and board products..... | 0915-0999 | 12/84 | 165.1 | 165.2 | 170.6 | -1.3 | 3.3 |
| Pressure sensitive and gummed products..... | 0916 | 12/82 | 173.0 | 174.5 | 176.4 | 2.3 | 1.1 |
| Pressure sensitive and gummed products..... | 0916-01 | 12/82 | 173.0 | 174.5 | 176.4 | 2.3 | 1.1 |
| Pressure sensitive products..... | 0916-0101 | 12/82 | 172.7 | 174.1 | 176.0 | 2.2 | 1.1 |

See footnotes at end of table.

Table 6. Producer price indexes and percent changes for commodity and service groupings and individual items, not seasonally adjusted — Continued
 [1982=100 unless otherwise indicated]

| Commodity | Commodity code | Other index base | Index | | | Percent change to Apr. 2010 from: | |
|--|----------------|------------------|------------------------|------------------------|------------------------|-----------------------------------|------------|
| | | | Dec. 2009 ¹ | Mar. 2010 ¹ | Apr. 2010 ¹ | Apr. 2009 | Mar. 2010 |
| Building paper & building board mill prods..... | 092 | | 156.0 | 163.4 | 175.6 | 12.7 | 7.5 |
| Hardboard, particleboard & fiberboard prods..... | 0922 | | 146.5 | 153.6 | 165.6 | 13.0 | 7.8 |
| Particleboard and fiberboard..... | 0922-01 | | 150.7 | 159.6 | 173.8 | 15.3 | 8.9 |
| Particleboard..... | 0922-0123 | 12/82 | 185.2 | 184.8 | 186.2 | -6.0 | 0.8 |
| Waferboard and oriented strandboard (OSB)..... | 0922-0124 | 12/82 | 129.0 | 147.9 | 176.9 | 46.1 | 19.6 |
| Medium density fiberboard (MDF)..... | 0922-0131 | 06/84 | 146.6 | 149.5 | 155.4 | 3.0 | 3.9 |
| Prefinished particleboard & MDF made from purchased materials..... | 0922-0141 | 12/02 | 129.8 | 129.8 | 129.8 | 0.2 | 0.0 |
| Hardboard and fabricated hardboard products..... | 0922-02 | 06/84 | 122.8 | 122.9 | 124.6 | 1.3 | 1.4 |
| Publications, printed matter & printing mat'l..... | 094 | 06/09 | 100.5 | 100.4 | 100.5 | - | 0.1 |
| Book printing..... | 0944 | 12/83 | 162.5 | 162.5 | 163.9 | 1.5 | 0.9 |
| Book printing..... | 0944-01 | 12/83 | 162.5 | 162.5 | 163.9 | 1.5 | 0.9 |
| Book printing..... | 0944-0113 | 06/05 | 103.4 | 103.4 | 104.3 | 1.6 | 0.9 |
| Manifold business forms..... | 0945 | 12/83 | 295.0 | 296.3 | 296.6 | 0.4 | 0.1 |
| Manifold business forms..... | 0945-01 | 12/83 | 295.0 | 296.3 | 296.6 | 0.4 | 0.1 |
| Unit set forms..... | 0945-0101 | 12/83 | 330.9 | 330.9 | 331.3 | 0.2 | 0.1 |
| Manifold books..... | 0945-0102 | 12/83 | 246.1 | 246.1 | 245.9 | -0.1 | -0.1 |
| Custom continuous forms..... | 0945-0103 | 12/83 | 269.1 | 269.1 | 269.3 | 0.0 | 0.1 |
| Stock continuous forms..... | 0945-0104 | 12/83 | 289.9 | 297.9 | 297.9 | 2.1 | 0.0 |
| Commercial printing..... | 0947 | 06/82 | 167.9 | 167.7 | 167.7 | -0.1 | 0.0 |
| Magazine and periodical printing..... | 0947-01 | 06/82 | 128.9 | 129.5 | 129.2 | -0.9 | -0.2 |
| Lithographic..... | 0947-0102 | 06/82 | 134.6 | 135.3 | 135.4 | -0.9 | 0.1 |
| Label and wrapper printing for packaging..... | 0947-02 | 06/82 | 177.3 | 175.3 | 175.0 | 0.2 | -0.2 |
| Lithographic..... | 0947-0202 | 06/82 | 150.6 | 146.1 | 145.4 | -0.6 | -0.5 |
| Gravure..... | 0947-0203 | 06/82 | 127.2 | 127.2 | 127.2 | -0.5 | 0.0 |
| Flexographic..... | 0947-0205 | 12/08 | 102.0 | 102.0 | 101.9 | 0.7 | -0.1 |
| Catalog and directory printing..... | 0947-03 | 06/82 | 132.5 | 131.9 | 133.0 | 0.0 | 0.8 |
| Lithographic..... | 0947-0302 | 06/82 | 144.9 | 144.1 | 145.5 | 0.2 | 1.0 |
| Gravure..... | 0947-0303 | 06/82 | 85.1 | 85.1 | - | - | - |
| Financial and legal printing..... | 0947-04 | 06/82 | 182.4 | 183.0 | 182.8 | 1.6 | -0.1 |
| Lithographic..... | 0947-0402 | 06/82 | 170.9 | 171.5 | 171.2 | 1.5 | -0.2 |
| Advertising printing..... | 0947-05 | 06/82 | 156.0 | 156.1 | 156.0 | 0.1 | -0.1 |
| Lithographic..... | 0947-0502 | 06/82 | 152.1 | 152.2 | 152.1 | 0.0 | -0.1 |
| Gravure..... | 0947-0503 | 06/82 | 112.7 | 112.7 | - | - | - |
| Other general job printing..... | 0947-06 | 06/82 | 219.9 | 219.5 | 219.3 | -0.8 | -0.1 |
| Gravure..... | 0947-0603 | 06/82 | 105.9 | 108.0 | 107.2 | 1.3 | -0.7 |
| Quick printing..... | 0947-0604 | 12/08 | 99.7 | 100.7 | 100.7 | - | 0.0 |
| Other commercial and general job printing..... | 0947-0609 | 06/82 | 218.8 | 217.2 | 217.0 | -1.6 | -0.1 |
| Commercial printing, n.e.c..... | 0947-11 | 12/88 | 136.6 | 136.7 | 136.7 | 0.2 | 0.0 |
| Screen printing, excluding textiles..... | 0947-1101 | 06/82 | 140.6 | 141.5 | 141.5 | 0.6 | 0.0 |
| Engraving..... | 0947-1102 | 12/84 | 229.9 | 229.9 | 229.9 | - | 0.0 |
| Digital printing..... | 0947-1103 | 12/88 | 108.7 | 108.0 | 108.0 | -0.2 | 0.0 |
| Flexographic printing..... | 0947-1106 | 12/08 | 100.0 | 99.4 | 99.4 | -0.6 | 0.0 |
| Blankbooks, binders, and bookbinding work..... | 0948 | 06/85 | 185.4 | 185.2 | 185.3 | 1.4 | 0.1 |
| Blankbooks, looseleaf binders, and devices..... | 0948-01 | 06/85 | 200.6 | 200.3 | 200.6 | 2.3 | 0.1 |
| Blankbooks and checkbooks..... | 0948-0101 | 06/85 | 218.9 | 217.5 | 217.6 | 2.6 | 0.0 |
| Checkbooks..... | 0948-010101 | 12/09 | 100.0 | - | - | - | - |
| Blankbooks..... | 0948-010102 | 12/09 | 100.0 | 101.3 | 101.5 | - | 0.2 |
| Looseleaf binders and devices..... | 0948-0102 | 06/85 | 171.9 | 173.7 | 174.4 | 1.5 | 0.4 |
| Bookbinding and related work..... | 0948-02 | 12/85 | 154.0 | 154.0 | 153.8 | 0.0 | -0.1 |
| Edition, library and other hardcover book binding..... | 0948-0201 | 12/85 | 160.0 | 160.0 | 160.0 | 1.8 | 0.0 |
| Other book and pamphlet binding..... | 0948-0202 | 12/85 | 151.4 | 151.5 | 151.2 | -0.5 | -0.2 |
| Services for the printing trade..... | 0949 | 06/85 | 111.8 | 112.2 | 112.5 | 0.4 | 0.3 |
| Prepress services, including platemaking..... | 0949-05 | 12/03 | 99.7 | 100.1 | 100.3 | 0.3 | 0.2 |
| Services for the printing trade..... | 0949-0501 | 12/03 | 99.2 | 99.7 | 100.0 | 0.8 | 0.3 |
| Printing plates prepared for printing exc blanks..... | 0949-0502 | 12/03 | 102.0 | 102.0 | 102.0 | -1.1 | 0.0 |
| Metals and metal products..... | 10 | | 196.0 | 204.5 | 210.5 | 17.0 | 2.9 |
| Iron and steel..... | 101 | | 195.7 | 221.2 | 232.5 | 37.7 | 5.1 |
| Iron ore..... | 1011 | | 145.9 | 139.6 | 139.6 | -0.9 | 0.0 |
| Iron ores..... | 1011-05 | 12/97 | 153.3 | 146.8 | 146.8 | -0.8 | 0.0 |
| Iron ores..... | 1011-0555 | 12/97 | 153.3 | 146.8 | 146.8 | -0.8 | 0.0 |
| Iron and steel scrap..... | 1012 | | 417.0 | 563.4 | 607.4 | 142.4 | 7.8 |
| Carbon steel scrap..... | 1012-11 | 12/86 | 376.0 | 505.9 | 547.1 | 143.7 | 8.1 |
| Heavy melting scrap..... | 1012-1191 | 06/96 | 213.9 | 277.6 | 298.7 | 136.5 | 7.6 |
| Carbon steel scrap bundles..... | 1012-1192 | 06/96 | 202.5 | 290.6 | 298.9 | 155.9 | 2.9 |

See footnotes at end of table.

Table 6. Producer price indexes and percent changes for commodity and service groupings and individual items, not seasonally adjusted — Continued
 [1982=100 unless otherwise indicated]

| Commodity | Commodity code | Other index base | Index | | | Percent change to Apr. 2010 from: | |
|---|----------------|------------------|------------------------|------------------------|------------------------|-----------------------------------|-----------|
| | | | Dec. 2009 ¹ | Mar. 2010 ¹ | Apr. 2010 ¹ | Apr. 2009 | Mar. 2010 |
| Shredded carbon steel scrap..... | 1012-1193 | 06/96 | 181.5 | 230.3 | 248.0 | 97.3 | 7.7 |
| Cut plate and structural scrap..... | 1012-1194 | 06/96 | 205.9 | 275.5 | 298.6 | 142.4 | 8.4 |
| Other carbon steel scrap..... | 1012-1195 | 06/96 | 202.8 | 284.3 | 318.1 | 190.0 | 11.9 |
| Stainless and alloy steel scrap..... | 1012-12 | 12/86 | 522.1 | 710.7 | 748.8 | 123.3 | 5.4 |
| Stainless and other alloy steel scrap..... | 1012-1208 | 06/96 | 338.3 | 460.5 | 485.2 | 123.3 | 5.4 |
| Cast iron scrap..... | 1012-13 | 12/86 | 242.4 | 283.8 | 295.5 | 60.0 | 4.1 |
| Cast iron scrap..... | 1012-1308 | 06/96 | 188.7 | 220.9 | 230.1 | 60.0 | 4.2 |
| Other ferrous scrap..... | 1012-15 | 06/06 | 92.5 | 148.0 | 148.0 | 143.8 | 0.0 |
| Other ferrous scrap..... | 1012-1501 | 06/06 | 92.5 | 148.0 | 148.0 | 143.8 | 0.0 |
| Foundry and forge shop products..... | 1015 | | 185.5 | 188.9 | 190.3 | 4.9 | 0.7 |
| Pressure & soil pipe & fittings, cast iron..... | 1015-02 | | 337.3 | 337.1 | 336.8 | 10.5 | -0.1 |
| Soil pipe and fittings, gray and ductile iron..... | 1015-0235 | | 392.8 | 393.1 | 392.9 | -3.2 | -0.1 |
| Pressure pipe and fittings, ductile iron..... | 1015-0237 | | 272.4 | 272.0 | 272.1 | 13.7 | 0.0 |
| Gray and ductile iron castings, other..... | 1015-04 | | 178.1 | 184.6 | 188.3 | 7.3 | 2.0 |
| Other ductile iron castings..... | 1015-0428 | 12/03 | 131.5 | 136.3 | 139.1 | 7.3 | 2.1 |
| Malleable iron castings..... | 1015-05 | | 215.2 | 226.1 | 224.1 | 10.9 | -0.9 |
| Standard malleable iron castings..... | 1015-0511 | | 224.8 | 236.2 | 234.1 | 10.8 | -0.9 |
| Carbon, stainless, and alloy investment castings..... | 1015-06 | | 209.8 | 210.2 | 210.0 | 0.3 | -0.1 |
| Carbon, stainless, and alloy investment castings..... | 1015-0624 | 12/03 | 119.8 | 120.0 | 119.9 | 0.3 | -0.1 |
| Other steel castings, carbon steel..... | 1015-07 | | 215.9 | 216.0 | 218.8 | 0.8 | 1.3 |
| Other steel castings, carbon steel..... | 1015-0701 | 12/03 | 146.1 | 146.2 | 148.1 | 0.8 | 1.3 |
| Other steel castings, high alloy and stainless..... | 1015-08 | | 187.5 | 196.2 | 197.2 | 10.8 | 0.5 |
| Other steel castings, high alloy and stainless..... | 1015-0801 | 12/03 | 137.7 | 144.1 | 144.8 | 10.7 | 0.5 |
| Other steel castings, low alloy steel..... | 1015-09 | | 190.0 | 194.7 | 196.4 | 3.4 | 0.9 |
| Other steel castings, low alloy steel..... | 1015-0901 | 12/03 | 136.1 | 139.5 | 140.7 | 3.4 | 0.9 |
| Other forge shop products..... | 1015-13 | 06/82 | 151.3 | 151.4 | 149.9 | -0.7 | -1.0 |
| Open die and smith forgings (hammer and press), ferrous..... | 1015-1318 | 06/09 | 101.5 | 102.6 | 104.5 | - | 1.9 |
| Seamless rolled ring forgings, ferrous..... | 1015-1329 | 06/82 | - | - | 175.4 | 4.2 | - |
| Closed die forgings, ferrous..... | 1015-1359 | 06/98 | 119.3 | 119.0 | 116.5 | -2.8 | -2.1 |
| Hot impression die impact, press and upset steel forgings..... | 1015-135911 | 12/07 | 112.6 | 112.3 | 111.0 | - | -1.2 |
| Hot impression die impact, press, and upset carbon steel forgings..... | 1015-1359111 | 06/09 | 98.9 | 98.5 | 97.6 | - | -0.9 |
| Hot impression die impact, press, & upset alloy steel forgings, except stainless and high temp..... | 1015-1359112 | 06/09 | 99.5 | 100.0 | 98.0 | - | -2.0 |
| Hot impression die impact, press, and upset stainless steel forgings..... | 1015-1359113 | 06/09 | 100.0 | 100.0 | 100.4 | - | 0.4 |
| Electrometallurgical products..... | 1016 | | 219.2 | 224.4 | 230.0 | 10.5 | 2.5 |
| Electrometallurgical ferroalloy products..... | 1016-09 | 12/09 | 100.0 | 102.4 | 104.9 | - | 2.4 |
| Electrometallurgical ferroalloy products..... | 1016-0901 | 12/09 | 100.0 | 102.4 | 104.9 | - | 2.4 |
| Steel mill products..... | 1017 | | 170.8 | 186.2 | 195.8 | 24.7 | 5.2 |
| Semifinished steel mill products..... | 1017-02 | 06/82 | 218.0 | 233.8 | 238.8 | 7.8 | 2.1 |
| Semifinished steel mill products..... | 1017-0201 | 12/03 | 191.8 | 205.8 | 210.1 | 7.7 | 2.1 |
| Hot rolled sheet and strip, incl. tin mill..... | 1017-03 | 06/82 | 134.0 | 152.3 | 162.9 | 47.6 | 7.0 |
| Hot rolled sheet and strip, incl. tin mill..... | 1017-0301 | 12/03 | 119.0 | 135.3 | 144.7 | 47.5 | 6.9 |
| Hot rolled bars, plates, and structural shapes..... | 1017-04 | 06/82 | 168.1 | 185.5 | 197.2 | 21.4 | 6.3 |
| Hot rolled bars, plates, and structural shapes..... | 1017-0401 | 12/03 | 158.2 | 174.5 | 185.5 | 21.3 | 6.3 |
| Steel wire..... | 1017-05 | 06/82 | 244.4 | 246.7 | 252.8 | 2.0 | 2.5 |
| Steel wire..... | 1017-0501 | 12/03 | 234.9 | 237.1 | 243.0 | 2.0 | 2.5 |
| Steel pipe and tube..... | 1017-06 | 06/82 | 208.6 | 227.9 | 241.1 | 11.9 | 5.8 |
| Steel pipe and tube..... | 1017-0601 | 12/03 | 181.2 | 198.0 | 209.5 | 12.0 | 5.8 |
| Cold rolled sheets and strip..... | 1017-07 | 06/82 | 190.3 | 200.2 | 208.3 | 36.3 | 4.0 |
| Cold rolled sheets and strip..... | 1017-0701 | 12/03 | 157.2 | 165.4 | 172.1 | 36.3 | 4.1 |
| Cold finished bars..... | 1017-08 | 06/82 | 142.9 | 158.7 | 161.0 | 21.3 | 1.4 |
| Cold finished bars..... | 1017-0801 | 12/03 | 135.0 | 150.0 | 152.1 | 21.3 | 1.4 |
| Nonferrous metals..... | 102 | | 227.9 | 232.5 | 244.3 | 33.1 | 5.1 |
| Nonferrous metal ores..... | 1021 | 12/83 | 263.1 | 270.8 | 299.7 | 55.4 | 10.7 |
| Copper ores..... | 1021-02 | 06/88 | 375.7 | 370.0 | 443.8 | 72.1 | 19.9 |
| Copper ores..... | 1021-0201 | 06/88 | 375.7 | 370.0 | 443.8 | 72.1 | 19.9 |
| Gold ores..... | 1021-05 | 06/85 | 281.9 | 281.0 | 282.0 | 28.8 | 0.4 |
| Gold mill bullion, including dore..... | 1021-0501 | 06/85 | 282.3 | 281.4 | 282.4 | 28.8 | 0.4 |
| Other metal ores..... | 1021-12 | 12/03 | 338.6 | 424.3 | 469.8 | 85.6 | 10.7 |
| Other metal ores..... | 1021-1201 | 12/03 | 338.6 | 424.3 | 469.8 | 85.6 | 10.7 |
| Primary nonferrous metals..... | 1022 | | 210.8 | 199.2 | 215.9 | 42.6 | 8.4 |
| Primary nonferrous metals..... | 1022-01 | | 216.0 | 204.1 | 221.2 | 42.6 | 8.4 |
| Other nonferrous metals, unalloyed..... | 1022-0181 | 06/88 | 302.8 | 268.9 | 275.2 | 18.4 | 2.3 |
| All other miscellaneous primary nonferrous metals (ex Al, CU, zinc and precious)..... | 1022-01814 | 12/09 | 100.0 | 85.4 | 86.3 | - | 1.1 |
| Nonferrous scrap..... | 1023 | | 328.9 | 360.4 | 387.2 | 77.5 | 7.4 |

See footnotes at end of table.

Table 6. Producer price indexes and percent changes for commodity and service groupings and individual items, not seasonally adjusted — Continued
 [1982=100 unless otherwise indicated]

| Commodity | Commodity code | Other index base | Index | | | Percent change to Apr. 2010 from: | |
|---|----------------|------------------|------------------------|------------------------|------------------------|-----------------------------------|-----------|
| | | | Dec. 2009 ¹ | Mar. 2010 ¹ | Apr. 2010 ¹ | Apr. 2009 | Mar. 2010 |
| Copper base scrap..... | 1023-01 | | 503.2 | 551.6 | 587.1 | 84.9 | 6.4 |
| No. 1 copper scrap, including wire..... | 1023-0101 | 12/86 | 428.5 | 452.1 | 490.1 | 80.3 | 8.4 |
| No. 2 copper scrap, including wire..... | 1023-0102 | 12/86 | 611.3 | 687.4 | 716.1 | 83.0 | 4.2 |
| Yellow brass scrap..... | 1023-0103 | 12/86 | 550.1 | 614.5 | 651.0 | 82.4 | 5.9 |
| Other copper and brass scrap..... | 1023-0104 | 12/86 | 557.3 | 629.4 | 659.0 | 94.0 | 4.7 |
| Aluminum base scrap..... | 1023-02 | | 214.2 | 233.7 | 253.0 | 80.7 | 8.3 |
| Solids and clippings, new scrap..... | 1023-0201 | 12/86 | 163.9 | 172.9 | 193.4 | 87.8 | 11.9 |
| Borings, turnings, and other new scrap..... | 1023-0202 | 12/86 | 188.8 | 213.0 | 233.4 | 84.9 | 9.6 |
| Used beverage can scrap..... | 1023-0205 | 12/86 | 208.7 | 216.3 | 227.3 | 66.9 | 5.1 |
| Other old scrap..... | 1023-0206 | 12/86 | 162.4 | 188.7 | 200.3 | 81.6 | 6.1 |
| Other nonferrous scrap, incl. lead, zinc, and precious metals..... | 1023-03 | | 240.7 | 265.7 | 285.9 | 61.1 | 7.6 |
| Other nonferrous scrap, incl. lead, zinc, and precious metals..... | 1023-0309 | 06/06 | 103.0 | 113.6 | 122.3 | 61.1 | 7.7 |
| Secondary nonferrous metals..... | 1024 | | 212.4 | 221.6 | 230.8 | 42.2 | 4.2 |
| Secondary aluminum..... | 1024-02 | | 179.3 | 192.8 | 200.3 | 52.9 | 3.9 |
| Secondary aluminum..... | 1024-0229 | 06/97 | 111.6 | 120.0 | 124.7 | 53.0 | 3.9 |
| Copper, alloyed and unalloyed..... | 1024-03 | | 439.9 | 487.0 | 502.5 | 47.4 | 3.2 |
| Copper, alloyed and unalloyed..... | 1024-0339 | 06/97 | 288.2 | 319.1 | 329.3 | 47.4 | 3.2 |
| Refined lead..... | 1024-04 | | 239.5 | — | 230.6 | 20.5 | — |
| Refined lead..... | 1024-0449 | 06/97 | 229.0 | — | 220.5 | 20.5 | — |
| Refined zinc, slab and dust..... | 1024-05 | | 233.6 | 237.4 | 241.9 | 50.2 | 1.9 |
| Refined zinc, slab and dust..... | 1024-0559 | 06/97 | 168.6 | 171.3 | 174.5 | 50.2 | 1.9 |
| Precious metals..... | 1024-06 | | 219.5 | 221.3 | 229.1 | 30.8 | 3.5 |
| Precious metals..... | 1024-0669 | 06/97 | 260.2 | 262.5 | 271.7 | 30.9 | 3.5 |
| Other nonferrous metals..... | 1024-07 | | 185.3 | 192.3 | 204.0 | 25.7 | 6.1 |
| Other nonferrous metals..... | 1024-0779 | 06/97 | 179.5 | 186.3 | 197.6 | 25.6 | 6.1 |
| Nonferrous mill shapes..... | 1025 | | 197.8 | 199.5 | 206.3 | 19.8 | 3.4 |
| Aluminum mill shapes..... | 1025-01 | | 161.2 | 167.2 | 173.3 | 18.1 | 3.6 |
| Aluminum sheet..... | 1025-0105 | 12/03 | 113.9 | 120.7 | 126.4 | 25.8 | 4.7 |
| Foil, plain (under .006 inches)..... | 1025-0111 | | 152.4 | 152.8 | — | — | — |
| Aluminum plate..... | 1025-0129 | | 164.9 | 164.5 | — | — | — |
| Rolled aluminum rod and bar, inc continuou..... | 1025-0143 | | 160.9 | 164.5 | — | — | — |
| Extruded aluminum rod, bar, and other shapes except tube..... | 1025-0162 | 12/04 | 100.9 | 102.5 | 105.0 | 14.5 | 2.4 |
| Aluminum extruded and drawn pipe and tube..... | 1025-0163 | 12/04 | 88.8 | 89.2 | 89.9 | 3.5 | 0.8 |
| Copper and brass mill shapes..... | 1025-02 | | 422.2 | 412.1 | 429.9 | 29.8 | 4.3 |
| Copper and copper-base alloy sheet, strip and plate..... | 1025-0237 | 12/03 | 215.5 | 229.8 | 239.2 | 44.3 | 4.1 |
| Copper and copper-base alloy rod, bar and shapes..... | 1025-0238 | 12/03 | 281.3 | 249.9 | 266.6 | 19.4 | 6.7 |
| Copper and copper-base alloy pipe and tube..... | 1025-0239 | 06/04 | 210.5 | 225.2 | 228.2 | 39.7 | 1.3 |
| Nickel alloy mill shapes..... | 1025-04 | | 167.9 | — | — | — | — |
| Nickel and nickel-base alloy mill shapes..... | 1025-0466 | 12/03 | 122.0 | — | — | — | — |
| Titanium mill shapes..... | 1025-05 | | 197.0 | 194.1 | 193.0 | -31.4 | -0.6 |
| Titanium and titanium-base alloy mill shapes..... | 1025-0505 | 12/03 | 175.3 | 172.6 | 171.6 | -31.4 | -0.6 |
| Other mill shapes..... | 1025-19 | | 201.4 | 207.0 | 210.5 | 37.2 | 1.7 |
| Precious metal mill shapes..... | 1025-1903 | 12/03 | 147.3 | — | 173.9 | 39.3 | — |
| Other nonferrous metal rolling, drawing, and extruding..... | 1025-1935 | 12/03 | 169.4 | 167.9 | 165.0 | 35.9 | -1.7 |
| Nonferrous wire and cable..... | 1026 | | 248.9 | 256.1 | 260.2 | 22.8 | 1.6 |
| Nonferrous wire and cable..... | 1026-03 | 12/82 | 255.3 | 262.7 | 266.9 | 22.8 | 1.6 |
| Electronic wire and cable..... | 1026-0301 | 12/82 | 233.4 | 240.0 | 237.5 | 4.2 | -1.0 |
| Control & signal wire and cable..... | 1026-0304 | 06/04 | 146.9 | — | — | — | — |
| Copper and copper alloy wire & cable, bare & tinned..... | 1026-0314 | 12/86 | 308.8 | 326.3 | 347.5 | 47.7 | 6.5 |
| Apparatus wire from purchased insulated wire..... | 1026-0327 | 12/03 | 128.9 | 130.6 | 129.9 | -0.5 | -0.5 |
| Power wire and cable..... | 1026-0332 | 06/04 | 177.3 | 180.0 | 183.9 | 28.9 | 2.2 |
| Fiber optic cable..... | 1026-0333 | 12/88 | 61.1 | 58.7 | 58.7 | -6.1 | 0.0 |
| Other wire and cable..... | 1026-0399 | 06/04 | 141.4 | 142.6 | 141.2 | 14.9 | -1.0 |
| Nonferrous forge shop products..... | 1027 | 12/83 | 180.1 | 180.2 | 175.7 | -1.2 | -2.5 |
| Nonferrous forge shop products..... | 1027-01 | 12/83 | 180.1 | 180.2 | 175.7 | -1.2 | -2.5 |
| Hot and cold impression die, impact, press, & upset nonferrous forgings..... | 1027-0111 | 12/83 | 181.0 | 181.0 | 176.6 | -1.2 | -2.4 |
| Hot impression die, impact, press and upset aluminum and other nonferrous forgings..... | 1027-01111 | 12/07 | 102.0 | 102.1 | 98.7 | — | -3.3 |
| Hot impression die, impact, press and upset aluminum and aluminum alloy forgings..... | 1027-011111 | 12/07 | 103.9 | 104.2 | 104.3 | 1.2 | 0.1 |
| Hot impression die, impact, press and upset titanium and titanium alloy forgings..... | 1027-011112 | 12/07 | 102.4 | 102.4 | 93.8 | -8.6 | -8.4 |
| Other nonferrous hot impression die impact, press, and upset forgings..... | 1027-011113 | 12/07 | — | 97.6 | 92.3 | — | -5.4 |
| Nonferrous foundry shop products..... | 1028 | | 198.5 | 201.3 | 204.0 | 7.5 | 1.3 |
| Castings, aluminum and aluminum-base alloy..... | 1028-02 | | 175.6 | 177.3 | 180.4 | 5.5 | 1.7 |
| Sand castings, aluminum and aluminum-base alloy..... | 1028-0204 | 06/83 | 208.9 | 211.4 | 211.0 | 2.8 | -0.2 |

See footnotes at end of table.

Table 6. Producer price indexes and percent changes for commodity and service groupings and individual items, not seasonally adjusted — Continued
 [1982=100 unless otherwise indicated]

| Commodity | Commodity code | Other index base | Index | | | Percent change to Apr. 2010 from: | |
|--|----------------|------------------|------------------------|------------------------|------------------------|-----------------------------------|-----------|
| | | | Dec. 2009 ¹ | Mar. 2010 ¹ | Apr. 2010 ¹ | Apr. 2009 | Mar. 2010 |
| Permanent and semi-permanent mold castings, aluminum and aluminum-base alloy..... | 1028-0205 | 06/83 | 157.7 | 156.9 | 161.7 | 3.6 | 3.1 |
| Die castings, aluminum and aluminum-base alloy..... | 1028-0207 | 06/83 | 147.0 | 149.2 | 152.6 | 8.2 | 2.3 |
| Copper and copper-base alloy castings..... | 1028-03 | 06/83 | 295.9 | 311.6 | 321.0 | 26.2 | 3.0 |
| Copper and copper-base alloy castings..... | 1028-0305 | 06/83 | 295.9 | 311.6 | 321.0 | 26.2 | 3.0 |
| Zinc castings..... | 1028-04 | 06/83 | 236.4 | 237.3 | 241.4 | 16.4 | 1.7 |
| Zinc and zinc-base alloy castings..... | 1028-0401 | | 236.3 | 237.1 | 241.2 | 16.4 | 1.7 |
| Nickel and nickel-base and other nonferrous castings..... | 1028-06 | 06/83 | 224.6 | 226.0 | 221.1 | -2.6 | -2.2 |
| Nickel and nickel-base alloy castings, exc. die-castings..... | 1028-0602 | 06/08 | 95.4 | — | 94.4 | -2.1 | — |
| Other nonferrous castings, ex Al, Cu, Ni and Zn..... | 1028-0603 | 06/83 | 228.5 | 224.8 | 224.0 | -3.1 | -0.4 |
| Metal containers..... | 103 | | 153.3 | 159.8 | 158.3 | 1.2 | -0.9 |
| Metal cans and can components..... | 1031 | | 148.4 | 156.4 | 154.2 | 1.9 | -1.4 |
| Steel cans..... | 1031-02 | | 203.0 | 204.9 | 197.8 | -6.9 | -3.5 |
| Steel Cans..... | 1031-0231 | 12/01 | 159.1 | 160.6 | 155.1 | -6.8 | -3.4 |
| Aluminum cans..... | 1031-03 | | 114.3 | 124.2 | — | — | — |
| Aluminum cans..... | 1031-0331 | 12/01 | 134.8 | 146.5 | — | — | — |
| Barrels, drums, and pails..... | 1032 | | 226.2 | 226.4 | 228.4 | -1.3 | 0.9 |
| Barrels, drums, and pails..... | 1032-01 | | 226.2 | 226.4 | 228.4 | -1.3 | 0.9 |
| Other metal containers..... | 1032-0104 | 12/05 | 110.4 | 110.5 | 111.5 | -1.2 | 0.9 |
| Hardware..... | 104 | | 193.9 | 192.7 | 193.8 | -0.1 | 0.6 |
| Hardware, n.e.c..... | 1041 | | 183.9 | 183.3 | 184.6 | 0.5 | 0.7 |
| Builders hardware..... | 1041-01 | | 217.2 | 216.9 | 218.7 | 1.1 | 0.8 |
| Builders' hardware (lock units, key blanks, door & window hardware, cabinet hardware, etc.)..... | 1041-0104 | 06/07 | 109.4 | 109.3 | 110.2 | 1.1 | 0.8 |
| Transportation equipment hardware..... | 1041-03 | | 141.3 | 140.1 | 141.2 | -0.1 | 0.8 |
| Motor vehicle hardware..... | 1041-0311 | 06/85 | 118.1 | 116.9 | 118.0 | -0.2 | 0.9 |
| Other transportation equipment hardware..... | 1041-0341 | 06/85 | 411.3 | 410.4 | 410.4 | -0.2 | 0.0 |
| Furniture hardware..... | 1041-04 | | 218.3 | 218.3 | 218.3 | -0.4 | 0.0 |
| Furniture hardware..... | 1041-0411 | 06/85 | 195.0 | 195.0 | 195.0 | -0.4 | 0.0 |
| Other hardware, n.e.c..... | 1041-05 | 06/85 | 200.7 | 200.6 | 200.7 | 0.0 | 0.0 |
| Other hardware, nec..... | 1041-0502 | 12/03 | 142.0 | 142.0 | 142.0 | 0.1 | 0.0 |
| Hand and edge tools..... | 1042 | | 216.7 | 214.5 | 215.3 | -0.9 | 0.4 |
| Hand and edge tools..... | 1042-01 | | 216.7 | 214.5 | 215.3 | -0.9 | 0.4 |
| Mechanics hand service tools..... | 1042-0135 | 06/06 | 112.3 | 109.7 | 110.5 | -1.8 | 0.7 |
| Edge tools, hand operated..... | 1042-0145 | 06/06 | 110.1 | 108.6 | 109.2 | -0.2 | 0.6 |
| Other handtools, nec..... | 1042-0155 | 06/06 | 111.9 | 112.1 | 112.1 | 0.1 | 0.0 |
| Handsaws and handsaw blades..... | 1042-0168 | 12/03 | 112.0 | 112.5 | 112.5 | -1.0 | 0.0 |
| Plumbing fixtures and fittings..... | 105 | | 229.1 | 230.4 | 231.0 | 0.8 | 0.3 |
| Vitreous china fixtures..... | 1052 | | 140.2 | 140.4 | 143.1 | 2.1 | 1.9 |
| Vitreous china fixtures..... | 1052-01 | | 140.2 | 140.4 | 143.1 | 2.1 | 1.9 |
| Plumbing fixture fittings and trim..... | 1054 | | 263.9 | 264.4 | 264.3 | 0.1 | 0.0 |
| Plumbing fixture fittings and trim..... | 1054-02 | | 263.8 | 264.3 | 264.2 | 0.1 | 0.0 |
| Bath and shower fittings..... | 1054-0211 | 06/83 | 212.3 | 212.7 | 212.7 | 0.0 | 0.0 |
| Lavatory and sink fittings..... | 1054-0218 | 06/98 | 130.6 | 130.6 | 130.6 | -0.3 | 0.0 |
| Miscellaneous brass goods..... | 1054-0223 | 06/83 | 274.3 | 275.0 | 274.9 | 0.3 | 0.0 |
| Enameled iron & metal sanitary ware..... | 1056 | 12/86 | 193.5 | 196.8 | 196.8 | 1.9 | 0.0 |
| Enameled iron & metal sanitary ware..... | 1056-01 | 12/86 | 193.5 | 196.8 | 196.8 | 1.9 | 0.0 |
| Enameled iron & metal sanitary ware..... | 1056-0102 | 12/03 | 138.1 | 140.4 | 140.4 | 1.9 | 0.0 |
| Heating equipment..... | 106 | | 219.4 | 219.7 | 219.9 | 0.5 | 0.1 |
| Steam and hot water equipment..... | 1061 | | 239.8 | 240.0 | 240.5 | 1.9 | 0.2 |
| Steam and hot water equipment..... | 1061-01 | | 239.8 | 240.0 | 240.5 | 1.9 | 0.2 |
| Cast iron heating boilers, radiators and convectors..... | 1061-0106 | 06/99 | 150.8 | 150.8 | 150.8 | 2.7 | 0.0 |
| Steel heating boilers, all classes..... | 1061-0112 | 06/99 | 154.5 | 154.9 | 156.2 | -0.3 | 0.8 |
| Floor & wall furnaces/heaters/parts..... | 1062 | | 175.6 | 175.4 | 175.7 | -1.0 | 0.2 |
| Floor and wall furnaces, heaters, parts..... | 1062-01 | | 175.6 | 175.4 | 175.7 | -1.0 | 0.2 |
| Floor and wall furnaces, heaters, parts..... | 1062-0146 | 12/03 | — | 115.9 | 116.1 | — | 0.2 |
| Other heating, non-elect., inc parts..... | 1063 | | 205.5 | 206.3 | 206.1 | 1.6 | -0.1 |
| Other heating, non-elect., incl parts..... | 1063-01 | | 205.5 | 206.3 | 206.1 | 1.6 | -0.1 |
| Other heating equipment, non-electric incl parts..... | 1063-0161 | 06/99 | 127.6 | 128.1 | 127.9 | 1.5 | -0.2 |
| Domestic heating stoves..... | 1064 | | 172.8 | 174.0 | 174.0 | 1.6 | 0.0 |
| Domestic heating stoves..... | 1064-01 | | 172.8 | 174.0 | 174.0 | 1.6 | 0.0 |
| Domestic heaters..... | 1064-0141 | 06/99 | 136.1 | 137.0 | 137.0 | 1.6 | 0.0 |
| Water heaters, domestic..... | 1066 | | 301.2 | 301.8 | 302.0 | 0.1 | 0.1 |
| Domestic water heaters..... | 1066-01 | | 301.2 | 301.8 | 302.0 | 0.1 | 0.1 |

See footnotes at end of table.

Table 6. Producer price indexes and percent changes for commodity and service groupings and individual items, not seasonally adjusted — Continued
 [1982=100 unless otherwise indicated]

| Commodity | Commodity code | Other index base | Index | | | Percent change to Apr. 2010 from: | |
|--|----------------|------------------|------------------------|------------------------|------------------------|-----------------------------------|-----------|
| | | | Dec. 2009 ¹ | Mar. 2010 ¹ | Apr. 2010 ¹ | Apr. 2009 | Mar. 2010 |
| Electric water heaters..... | 1066-0101 | | 285.5 | 286.2 | 286.2 | 0.0 | 0.0 |
| Non-electric water heaters..... | 1066-0114 | 12/00 | 189.7 | 189.9 | 190.1 | 0.1 | 0.1 |
| Fabricated structural metal products..... | 107 | | 196.9 | 198.3 | 200.4 | -1.5 | 1.1 |
| Metal doors, sash, and trim..... | 1071 | | 207.2 | 207.2 | 207.7 | -1.3 | 0.2 |
| Metal doors and frames, exc. storm..... | 1071-02 | 06/83 | 204.4 | 203.3 | 204.0 | -2.8 | 0.3 |
| Metal doors and frames, exc. storm..... | 1071-0209 | 06/07 | 106.0 | 105.5 | 105.9 | -2.7 | 0.4 |
| Metal window sash and frames, exc. storm..... | 1071-03 | 06/83 | 183.7 | 185.3 | 185.2 | 0.2 | -0.1 |
| Metal window sash and frames, except storm..... | 1071-0313 | 06/97 | 125.4 | 126.5 | 126.4 | 0.2 | -0.1 |
| Metal molding and trim and storefronts..... | 1071-04 | 06/83 | 350.5 | 357.5 | 357.8 | 2.9 | 0.1 |
| Metal molding and trim and storefronts..... | 1071-0413 | 06/83 | 350.5 | 357.5 | 357.8 | 2.9 | 0.1 |
| Storm sash and doors..... | 1071-05 | 06/83 | 173.3 | 172.3 | 172.4 | -0.3 | 0.1 |
| Storm sash and doors..... | 1071-0515 | 06/83 | 173.3 | 172.3 | 172.4 | -0.3 | 0.1 |
| Screens and weatherstrip..... | 1071-06 | 06/83 | 196.6 | 191.4 | 192.3 | -3.5 | 0.5 |
| Screens and weatherstrip..... | 1071-0617 | 06/83 | 196.6 | 191.4 | 192.3 | -3.5 | 0.5 |
| Metal tanks..... | 1072 | | 188.2 | 188.1 | 190.7 | -1.1 | 1.4 |
| Metal tanks..... | 1072-01 | | 188.2 | 188.1 | 190.7 | -1.1 | 1.4 |
| Storage and other non-pressure tanks..... | 1072-0104 | 12/94 | 168.8 | 166.5 | 175.6 | 5.1 | 5.5 |
| Non-LPG gas cylinders..... | 1072-0122 | | 160.6 | 161.6 | 161.7 | -7.4 | 0.1 |
| Metal tanks, complete at factory, std. line pressure..... | 1072-0126 | 12/01 | 155.5 | 155.4 | 155.5 | -2.6 | 0.1 |
| Metal tanks and vessels, custom fabricated..... | 1072-0135 | 12/01 | 159.5 | 159.5 | 162.9 | 1.8 | 2.1 |
| Metal tanks & vessels, custom fab. and field erected..... | 1072-0152 | 12/94 | 144.2 | 144.2 | 144.2 | -4.4 | 0.0 |
| Sheet metal products..... | 1073 | | 186.6 | 187.9 | 188.7 | 0.7 | 0.4 |
| Sheet metal products..... | 1073-01 | | 186.6 | 187.9 | 188.7 | 0.7 | 0.4 |
| Air conditioning ducts and stove pipe..... | 1073-0131 | 12/03 | 153.5 | 153.2 | 153.3 | -0.6 | 0.1 |
| Metal roofing and drainage equipment..... | 1073-0132 | 12/03 | 125.5 | 132.0 | 132.4 | 1.4 | 0.3 |
| Sheet metal siding..... | 1073-0133 | 12/03 | 136.0 | 135.3 | 139.0 | 2.1 | 2.7 |
| Sheet metal roof ventilators, louvers and dampers..... | 1073-0135 | 12/03 | 124.3 | 124.3 | 124.3 | 0.0 | 0.0 |
| Other sheet metal work..... | 1073-0136 | 12/03 | 119.1 | 119.5 | 119.8 | 0.9 | 0.3 |
| Struct., arch., pre-eng. metal products..... | 1074 | | 194.5 | 196.4 | 199.2 | -2.5 | 1.4 |
| Nonferrous pipe, tube, and fittings..... | 1074-04 | | 263.0 | 263.0 | 263.0 | -1.9 | 0.0 |
| Nonferrous pipe, tube, and fittings..... | 1074-0451 | 12/02 | 144.0 | 144.0 | 144.0 | -1.9 | 0.0 |
| Fabricated structural metal..... | 1074-05 | | 184.9 | 186.9 | 189.3 | -4.8 | 1.3 |
| Fabricated structural metal for buildings..... | 1074-0501 | | 176.9 | 177.7 | 178.6 | -4.6 | 0.5 |
| Other fabricated structural metal..... | 1074-0512 | 06/82 | 198.4 | 203.1 | 208.9 | -5.2 | 2.9 |
| Miscellaneous metal work..... | 1074-07 | | 151.7 | 157.6 | 163.7 | 1.1 | 3.9 |
| Custom roll form products..... | 1074-077 | 06/90 | 143.2 | 148.8 | 154.6 | 1.2 | 3.9 |
| Architectural and ornamental metalwork..... | 1074-08 | 12/83 | 231.4 | 230.5 | 232.8 | -1.4 | 1.0 |
| Iron, steel, and aluminum stairs, staircases and fire escapes..... | 1074-0803 | 12/83 | 163.0 | 161.9 | 162.8 | -2.7 | 0.6 |
| Metal scaffolding, shoring and forming for concrete..... | 1074-0808 | 12/83 | 458.2 | 458.2 | 458.2 | -0.1 | 0.0 |
| Metal grilles, registers and air diffusers..... | 1074-0811 | 12/97 | 141.5 | 141.5 | 141.5 | 0.0 | 0.0 |
| Steel and aluminum fences, gates, railings and window guards..... | 1074-0813 | 12/97 | 142.3 | 137.2 | 138.0 | -1.6 | 0.6 |
| Open flooring, grating and studs..... | 1074-0814 | 12/97 | 164.0 | 166.6 | 180.8 | -0.2 | 8.5 |
| Other architectural and ornamental metal work..... | 1074-082 | 12/97 | 146.4 | 146.3 | 146.7 | -2.7 | 0.3 |
| Other aluminum and metal architectural and ornamental work..... | 1074-0821 | 12/08 | 98.6 | 97.5 | 98.4 | 0.9 | 0.9 |
| Other iron and steel architectural and ornamental work..... | 1074-0822 | 12/08 | 93.7 | 94.0 | 94.0 | -4.5 | 0.0 |
| Fabricated iron & steel pipe, tube & fit..... | 1074-09 | 12/94 | 185.4 | 185.4 | 185.4 | 2.6 | 0.0 |
| Iron and steel pipe, tube, and fittings..... | 1074-0951 | 12/02 | 165.6 | 165.6 | 165.6 | 2.6 | 0.0 |
| Heat exchangers and condensers..... | 1075 | | 242.7 | 243.4 | 243.7 | -3.7 | 0.1 |
| Heat exchangers and condensers..... | 1075-01 | | 242.7 | 243.4 | 243.7 | -3.7 | 0.1 |
| Bare tube heat exchangers..... | 1075-0101 | | 237.7 | 234.5 | 235.2 | -9.6 | 0.3 |
| Fabricated steel plate..... | 1076 | | 196.4 | 197.4 | 198.8 | -3.8 | 0.7 |
| Fabricated steel plate..... | 1076-01 | | 196.4 | 197.4 | 198.8 | -3.8 | 0.7 |
| Fabricated steel plate..... | 1076-0102 | 12/01 | 134.1 | 134.7 | 135.7 | -3.8 | 0.7 |
| Steel power boilers..... | 1077 | | 191.2 | 191.2 | 202.8 | 1.6 | 6.1 |
| Steel power boilers..... | 1077-01 | | 191.2 | 191.2 | 202.8 | 1.6 | 6.1 |
| Stationary and marine power boilers..... | 1077-0104 | 12/01 | 139.9 | 139.9 | 148.3 | 1.6 | 6.0 |
| Prefabricated metal buildings..... | 1079 | | 238.0 | 242.2 | 244.4 | 0.0 | 0.9 |
| Prefab. metal bldg systems, ex. farm svcs..... | 1079-01 | | 220.4 | 226.2 | 229.0 | 0.4 | 1.2 |
| Prefab. metal building systems, ex. farm svcs..... | 1079-0101 | 12/97 | 160.1 | 164.3 | 166.3 | 0.3 | 1.2 |
| Other prefab. & portable metal buildings..... | 1079-02 | | 288.3 | 288.1 | 288.1 | -0.3 | 0.0 |
| Other prefabricated and portable metal buildings..... | 1079-0201 | 12/97 | 195.8 | 195.6 | 195.6 | -0.3 | 0.0 |
| Panels, parts, & sections for prefab bldgs..... | 1079-03 | | 233.1 | 234.2 | 237.1 | -1.9 | 1.2 |
| Panels, parts, sections for prefabricated bldgs..... | 1079-0354 | | 233.1 | 234.2 | 237.1 | -1.9 | 1.2 |
| Miscellaneous metal products..... | 108 | | 159.9 | 160.6 | 160.0 | -0.5 | -0.4 |

See footnotes at end of table.

Table 6. Producer price indexes and percent changes for commodity and service groupings and individual items, not seasonally adjusted — Continued
 [1982=100 unless otherwise indicated]

| Commodity | Commodity code | Other index base | Index | | | Percent change to Apr. 2010 from: | |
|---|----------------|------------------|------------------------|------------------------|------------------------|-----------------------------------|-----------|
| | | | Dec. 2009 ¹ | Mar. 2010 ¹ | Apr. 2010 ¹ | Apr. 2009 | Mar. 2010 |
| Bolts, nuts, screws, rivets, and washers..... | 1081 | | 174.2 | 174.0 | 174.7 | -1.6 | 0.4 |
| Externally threaded fasteners, except aircraft types..... | 1081-02 | 06/82 | 153.6 | 153.9 | 154.8 | -2.1 | 0.6 |
| Hex bolts, including heavy, tap-and-joint..... | 1081-0206 | 06/82 | 148.6 | 149.3 | 151.9 | 1.5 | 1.7 |
| Cap, set, machine, lag, flange, and self-locking screws, except aircraft types..... | 1081-0231 | | 177.2 | 178.0 | 177.8 | -0.9 | -0.1 |
| Tapping screws and wood screws, except aircraft types..... | 1081-0236 | | 128.8 | 128.7 | 128.7 | -0.5 | 0.0 |
| Other metal bolts, incl. square, round, plow, high-strength structural, and bent..... | 1081-0262 | 12/99 | 166.6 | 166.6 | 167.1 | -4.2 | 0.3 |
| Other externally threaded metal fasteners, including studs, except aircraft types..... | 1081-0263 | 12/99 | 101.9 | 102.0 | 103.1 | -6.1 | 1.1 |
| Internally threaded fasteners, except aircraft types..... | 1081-03 | 06/82 | 122.3 | 121.7 | 122.2 | 6.8 | 0.4 |
| Internally threaded fasteners, except aircraft types..... | 1081-0312 | 06/82 | 122.3 | 121.7 | 122.2 | 6.8 | 0.4 |
| Nonthreaded metal fasteners, except aircraft types..... | 1081-04 | 06/82 | 170.2 | 170.1 | 171.5 | 1.8 | 0.8 |
| Nonthreaded metal fasteners, except aircraft types..... | 1081-0424 | 06/82 | 170.2 | 170.1 | 171.5 | 1.8 | 0.8 |
| Aircraft fasteners, except plastics (including aerospace)..... | 1081-05 | 06/82 | 274.3 | 271.8 | 271.8 | -7.1 | 0.0 |
| Aircraft fasteners, except plastics (including aerospace)..... | 1081-0536 | 06/82 | 274.3 | 271.8 | 271.8 | -7.1 | 0.0 |
| Formed products, made by cold-, warm-, or hot-heading processes..... | 1081-06 | 06/82 | 185.8 | 185.6 | 185.6 | -0.9 | 0.0 |
| Formed products, made by cold-, warm-, or hot-heading processes..... | 1081-0648 | 06/82 | 185.8 | 185.6 | 185.6 | -0.9 | 0.0 |
| Lighting fixtures..... | 1083 | | 155.4 | 155.6 | 155.8 | -0.3 | 0.1 |
| Residential lighting fixtures..... | 1083-02 | | 173.8 | 173.9 | 174.1 | -0.4 | 0.1 |
| Electric residential fixtures and parts, excluding portable..... | 1083-0225 | 06/98 | 120.5 | 120.6 | 120.7 | -0.4 | 0.1 |
| Commercial, institutional and industrial electric lighting fixtures..... | 1083-03 | | 164.9 | 165.5 | 165.5 | -1.4 | 0.0 |
| Commercial and institutional lighting fixt..... | 1083-0302 | 12/04 | 113.9 | 114.3 | 114.3 | -1.1 | 0.0 |
| Industrial electric lighting fixtures..... | 1083-0304 | 12/04 | 114.4 | 114.4 | 114.4 | -2.6 | 0.0 |
| Vehicular..... | 1083-04 | | 129.2 | 129.6 | 129.7 | 1.0 | 0.1 |
| Vehicular lighting equipment..... | 1083-0404 | 06/07 | 105.4 | 105.7 | 105.8 | 1.0 | 0.1 |
| Lighting equipment, n.e.c..... | 1083-05 | | 154.3 | 154.3 | 154.6 | 0.4 | 0.2 |
| Outdoor lighting equipment, including parts..... | 1083-0522 | 06/85 | 146.6 | 146.7 | 146.6 | 0.4 | -0.1 |
| Other electric and non-electric lighting..... | 1083-0524 | 06/85 | 108.7 | 108.6 | 109.2 | 0.5 | 0.6 |
| Ammunition, except for small arms..... | 1085 | 12/85 | 164.5 | 164.9 | 164.8 | 0.1 | -0.1 |
| Ammunition, except for small arms..... | 1085-01 | 12/85 | 164.5 | 164.9 | 164.8 | 0.1 | -0.1 |
| Ammunition, except for small arms..... | 1085-0101 | 12/85 | 164.5 | 164.9 | 164.8 | 0.1 | -0.1 |
| Ordnance and accessories, n.e.c..... | 1086 | 12/85 | 186.2 | 187.0 | 186.9 | 2.0 | -0.1 |
| Ordnance and accessories, n.e.c..... | 1086-01 | 12/85 | 186.2 | 187.0 | 186.9 | 2.0 | -0.1 |
| Ordnance and accessories, n.e.c..... | 1086-0101 | 12/85 | 186.2 | 187.0 | 186.9 | 2.0 | -0.1 |
| Fabricated ferrous wire products..... | 1088 | 06/82 | 199.2 | 203.9 | 201.6 | 1.6 | -1.1 |
| Ferrous wire rope, cable and strand..... | 1088-01 | 06/82 | 182.5 | 184.6 | 185.4 | 1.3 | 0.4 |
| Ferrous wire rope, cable and strand made from purchased wire..... | 1088-0198 | 06/97 | 138.4 | 139.6 | 141.1 | 0.0 | 1.1 |
| Ferrous wire cloth, other woven wire products..... | 1088-07 | 06/82 | 163.3 | 162.3 | 162.0 | 1.1 | -0.2 |
| Other fabricated ferrous wire products..... | 1088-09 | 06/82 | 201.4 | 208.7 | 204.6 | -0.3 | -2.0 |
| Steel fencing and fence gates..... | 1088-0993 | 06/09 | 104.7 | 108.2 | 108.1 | - | -0.1 |
| Steel nails, staples, tacks, spikes and brads..... | 1088-12 | 06/09 | - | 112.5 | 112.6 | - | 0.1 |
| Other miscellaneous metal products..... | 1089 | | 154.1 | 154.6 | 153.8 | -0.8 | -0.5 |
| Wire springs..... | 1089-04 | | 167.8 | 168.8 | 169.0 | -0.5 | 0.1 |
| Precision mechanical springs..... | 1089-0424 | | 173.9 | 174.8 | 175.3 | 3.3 | 0.3 |
| Precision mechanical extension- and torsion-type wire springs..... | 1089-04241 | 12/09 | 100.0 | 101.2 | 100.8 | - | -0.4 |
| Precision mechanical compression-type springs..... | 1089-04242 | 12/09 | 100.0 | 100.0 | 100.8 | - | 0.8 |
| Other wire springs including spring units for box springs, innerspring mattresses, etc..... | 1089-0425 | 12/82 | 158.5 | 159.5 | 159.5 | -2.7 | 0.0 |
| Other metal products..... | 1089-05 | | 148.9 | 149.0 | 147.8 | -0.9 | -0.8 |
| Original equipment automotive stamping..... | 1089-0506 | | 119.8 | 119.8 | 117.6 | -3.1 | -1.8 |
| Replacement part automotive stamping..... | 1089-0508 | 12/82 | 147.9 | 150.1 | 144.5 | 2.4 | -3.7 |
| Automotive screw machine products..... | 1089-0521 | 12/83 | 142.3 | 142.5 | 142.7 | 0.6 | 0.1 |
| Other screw machine products..... | 1089-0522 | 12/83 | 173.3 | 174.0 | 174.3 | 0.6 | 0.2 |
| Nonferrous woven wire not from wire drawing plants..... | 1089-0552 | 12/04 | - | 170.3 | 170.3 | 0.0 | 0.0 |
| Metal powders, paste, and flake..... | 1089-0564 | 06/85 | 178.0 | 180.1 | 180.1 | 0.6 | 0.0 |
| Powder metallurgy parts, except bearings, gears, etc..... | 1089-0571 | 12/91 | 115.5 | 115.9 | 116.1 | 1.5 | 0.2 |
| Other fabricated metal products..... | 1089-0589 | 06/85 | 166.6 | 165.8 | 167.0 | 0.5 | 0.7 |
| Metal crowns and closures..... | 1089-06 | 12/83 | 208.5 | - | - | - | - |
| Metal stampings n.e.c..... | 1089-07 | 06/84 | 171.7 | 170.9 | 172.0 | -1.3 | 0.6 |
| Job stampings, non-automotive..... | 1089-0701 | | 191.2 | 190.8 | 192.4 | -1.7 | 0.8 |
| Other stamped and pressed metal end products..... | 1089-0731 | 06/84 | 168.6 | 166.5 | 166.5 | 0.4 | 0.0 |
| Metal foil and leaf..... | 1089-08 | 12/84 | 122.0 | 124.1 | 124.5 | -3.5 | 0.3 |
| Laminated aluminum foil rolls and sheets..... | 1089-0811 | 12/84 | 123.3 | 123.8 | 123.4 | -1.8 | -0.3 |
| Heavy gauge springs..... | 1089-09 | 06/04 | 130.3 | 132.0 | 130.6 | -0.1 | -1.1 |

See footnotes at end of table.

Table 6. Producer price indexes and percent changes for commodity and service groupings and individual items, not seasonally adjusted — Continued
 [1982=100 unless otherwise indicated]

| Commodity | Commodity code | Other index base | Index | | | Percent change to Apr. 2010 from: | |
|--|----------------|------------------|------------------------|------------------------|------------------------|-----------------------------------|-------------|
| | | | Dec. 2009 ¹ | Mar. 2010 ¹ | Apr. 2010 ¹ | Apr. 2009 | Mar. 2010 |
| Hot formed steel springs (except wire)..... | 1089-0912 | 06/04 | 138.5 | 142.1 | 139.2 | -1.1 | -2.0 |
| Cold formed steel springs (except wire)..... | 1089-0913 | 06/04 | 119.6 | 119.6 | 119.6 | 1.0 | 0.0 |
| Machinery and equipment..... | 11 | | 131.1 | 131.4 | 131.2 | -0.1 | -0.2 |
| Agricultural machinery and equipment..... | 111 | | 201.2 | 202.1 | 202.3 | 1.7 | 0.1 |
| Agricultural machinery and equipment..... | 1114 | 12/02 | 126.0 | 126.5 | 126.7 | 1.7 | 0.2 |
| Commercial turf and grounds care equipment, including parts and attachments..... | 1114-01 | 12/02 | 122.2 | 122.3 | 122.8 | 0.8 | 0.4 |
| Commercial turf and grounds care equipment, including parts and attachments..... | 1114-0111 | 12/02 | 122.2 | 122.3 | 122.8 | 0.8 | 0.4 |
| Farm plows, harrows, rollers, pulverizers, etc., and attachments.. | 1114-02 | 12/02 | 157.6 | 157.6 | 157.6 | 1.2 | 0.0 |
| Farm plows, harrows, rollers, pulverizers, etc., and attachments..... | 1114-0211 | 12/02 | 157.6 | 157.6 | 157.6 | 1.2 | 0.0 |
| Farm-type (power take-off hp) wheel tractors (2/4 wheel drive)(with or without attachments)..... | 1114-03 | 12/02 | 122.2 | 121.7 | 121.7 | -0.3 | 0.0 |
| Farm-type (power take-off hp) wheel tractors (2/4 wheel drive)(with or without attachments)..... | 1114-0311 | 12/02 | 122.2 | 121.7 | 121.7 | -0.3 | 0.0 |
| Farm dairy equip., sprayers and dusters, farm blowers, and attachments..... | 1114-04 | 12/02 | 115.9 | 117.9 | 117.9 | -1.3 | 0.0 |
| Farm dairy equip., sprayers and dusters, farm blowers, and attachments..... | 1114-0411 | 12/02 | 115.9 | 117.9 | 117.9 | -1.3 | 0.0 |
| Planting, seeding, and fertilizing machinery and attachments.... | 1114-05 | 12/02 | 124.1 | 124.5 | 124.5 | -1.0 | 0.0 |
| Planting, seeding, and fertilizing machinery and attachments.... | 1114-0511 | 12/02 | 124.1 | 124.5 | 124.5 | -1.0 | 0.0 |
| Harvesting machinery (except hay and straw) and attachments... | 1114-06 | 12/82 | 201.2 | 203.7 | 204.0 | 2.1 | 0.1 |
| Harvesting machinery (except hay and straw) and attachments..... | 1114-0611 | 12/82 | 201.2 | 203.7 | 204.0 | 2.1 | 0.1 |
| Haying machinery and attachments..... | 1114-07 | 12/82 | 191.4 | 193.5 | 193.5 | 3.4 | 0.0 |
| Haying machinery and attachments..... | 1114-0711 | 12/82 | 191.4 | 193.5 | 193.5 | 3.4 | 0.0 |
| All other farm machinery and equipment, excluding parts, including attachments..... | 1114-08 | 12/02 | 144.2 | 144.8 | 145.2 | 7.2 | 0.3 |
| All other farm machinery and equipment, excluding parts, including attachments..... | 1114-0811 | 12/02 | 144.2 | 144.8 | 145.2 | 7.2 | 0.3 |
| Parts for farm machinery, for sale separately..... | 1114-09 | 12/02 | 115.8 | 117.5 | 117.7 | 1.6 | 0.2 |
| Parts for farm machinery, for sale separately..... | 1114-0911 | 12/02 | 115.8 | 117.5 | 117.7 | 1.6 | 0.2 |
| Construction machinery and equipment..... | 112 | | 191.2 | 190.8 | 191.4 | 0.0 | 0.3 |
| Tractors and attachments, ex. parts..... | 112A | 12/99 | 124.1 | 123.1 | 124.9 | 0.8 | 1.5 |
| Tractor attachments, ex. parts..... | 112A-03 | 12/99 | 127.0 | 125.9 | 126.2 | 0.0 | 0.2 |
| Tractor attachments, ex. parts..... | 112A-0302 | 12/99 | 127.0 | 125.9 | 126.2 | 0.0 | 0.2 |
| Tractor shovel loaders..... | 112A-04 | | 177.8 | 177.5 | 178.0 | 1.3 | 0.3 |
| Tractor shovel loaders..... | 112A-0406 | 06/86 | 169.6 | 169.3 | 169.8 | 1.3 | 0.3 |
| Construction wheel & crawler tractors..... | 112A-05 | 12/03 | 119.0 | 117.8 | 120.0 | 0.7 | 1.9 |
| Construction wheel and crawler tractors..... | 112A-0501 | 12/03 | 119.0 | 117.8 | 120.0 | 0.7 | 1.9 |
| Power cranes, excavators & equipment..... | 112B | 12/99 | 128.7 | 128.9 | 128.9 | -0.5 | 0.0 |
| Power cranes, excavators & equipment..... | 112B-05 | 12/99 | 128.7 | 128.9 | 128.9 | -0.5 | 0.0 |
| Power cranes, excavators & equipment..... | 112B-0504 | 12/99 | 128.7 | 128.9 | 128.9 | -0.5 | 0.0 |
| Mixers, pavers, spreaders, etc..... | 112C | | 171.6 | 173.6 | 173.0 | -1.0 | -0.3 |
| Mixers, pavers, spreaders, etc..... | 112C-01 | | 171.6 | 173.6 | 173.0 | -1.0 | -0.3 |
| Mixers, pavers, spreaders, etc..... | 112C-0109 | 12/99 | 123.2 | 124.6 | 124.2 | -1.0 | -0.3 |
| Off-highway, equipment, ex. parts..... | 112D | 12/99 | 131.1 | 130.0 | 128.1 | 0.4 | -1.5 |
| Off highway trucks..... | 112D-02 | 12/03 | 127.6 | 128.4 | 127.5 | 1.5 | -0.7 |
| Off-highway trucks , haulers, truck tractor chassis..... | 112D-0201 | 12/03 | 127.6 | 128.4 | 127.5 | 1.5 | -0.7 |
| Graders, rollers, compactors, forklifts..... | 112D-03 | 12/03 | 123.6 | 121.3 | 118.9 | -0.3 | -2.0 |
| Graders, rollers & compactors, forklifts, scrapers..... | 112D-0301 | 12/03 | 123.6 | 121.3 | 118.9 | -0.3 | -2.0 |
| Misc. construction machinery and equipment..... | 112J | 12/05 | 113.7 | 114.0 | 114.1 | -0.4 | 0.1 |
| Winches & aerial work plat. (incl parts)..... | 112J-01 | 12/05 | 110.9 | 110.9 | 110.9 | 0.0 | 0.0 |
| Winches & aerial work platforms (incl. parts)..... | 112J-0101 | 12/03 | 139.7 | 139.7 | 139.7 | 0.0 | 0.0 |
| Other construction mach. (incl parts)..... | 112J-02 | 12/05 | 115.0 | 115.4 | 115.5 | -0.7 | 0.1 |
| Other construction machinery & equipment..... | 112J-0201 | 12/03 | 131.0 | 131.7 | 131.6 | 1.4 | -0.1 |
| Parts for other construction machinery & equipment..... | 112J-0202 | 12/99 | 129.7 | 129.9 | 130.2 | -2.3 | 0.2 |
| Metalworking machinery and equipment..... | 113 | | 170.1 | 170.5 | 170.5 | -0.5 | 0.0 |
| Power driven hand tools..... | 1132 | | 152.3 | 152.2 | 152.5 | -0.6 | 0.2 |
| Power-driven handtools..... | 1132-11 | 12/04 | 103.7 | 103.7 | 103.9 | -0.6 | 0.2 |
| Power-driven handtools..... | 1132-1101 | 12/04 | 103.7 | 103.7 | 103.9 | -0.6 | 0.2 |
| Welding machines and equipment..... | 1133 | | 243.5 | 244.0 | 244.0 | 0.4 | 0.0 |
| Arc welding machines, components, and accessories (excluding electrodes and stud welding equip)..... | 1133-01 | | 212.1 | 212.1 | 212.1 | 0.2 | 0.0 |
| Arc welding machines, components, and accessories (excluding electrodes and stud welding equip)..... | 1133-0175 | 12/97 | 139.4 | 139.4 | 139.4 | 0.3 | 0.0 |
| Resistance welders, components, accessories, and electrodes.. | 1133-02 | | 221.1 | 222.8 | 222.9 | 0.8 | 0.0 |

See footnotes at end of table.

Table 6. Producer price indexes and percent changes for commodity and service groupings and individual items, not seasonally adjusted — Continued
 [1982=100 unless otherwise indicated]

| Commodity | Commodity code | Other index base | Index | | | Percent change to Apr. 2010 from: | |
|--|----------------|------------------|------------------------|------------------------|------------------------|-----------------------------------|-----------|
| | | | Dec. 2009 ¹ | Mar. 2010 ¹ | Apr. 2010 ¹ | Apr. 2009 | Mar. 2010 |
| Resistance welders, components, accessories, and electrodes..... | 1133-0276 | 12/84 | 204.9 | 206.5 | 206.5 | 0.8 | 0.0 |
| Arc welding electrodes, metal..... | 1133-03 | | 357.9 | 358.0 | 358.2 | -0.2 | 0.1 |
| Arc welding electrodes, metal..... | 1133-0378 | 12/84 | 340.6 | 340.7 | 340.9 | -0.1 | 0.1 |
| Gas welding and cutting equipment, parts, attachments, and accessories..... | 1133-04 | | 205.3 | 207.5 | 206.0 | 2.6 | -0.7 |
| Gas welding and cutting equipment, parts, attachments, and accessories..... | 1133-0461 | 06/83 | 201.9 | 204.1 | 202.6 | 2.6 | -0.7 |
| Other welding equipment, components, and accessories (except arc, resistance, and gas)..... | 1133-06 | 12/00 | 104.4 | 104.4 | 104.7 | 0.0 | 0.3 |
| Other welding equipment, components, and accessories (except arc, resistance, and gas)..... | 1133-0629 | 12/00 | 104.4 | 104.4 | 104.7 | 0.0 | 0.3 |
| Industrial process furnaces and ovens..... | 1134 | | 185.7 | 186.3 | 186.1 | 0.8 | -0.1 |
| Industrial process furnaces and ovens..... | 1134-07 | 12/04 | 114.9 | 115.3 | 115.2 | 0.9 | -0.1 |
| Industrial process furnaces and ovens..... | 1134-0711 | 12/04 | 114.9 | 115.3 | 115.2 | 0.9 | -0.1 |
| Cutting tools and accessories..... | 1135 | | 166.6 | 168.0 | 167.9 | 0.8 | -0.1 |
| Small cutting tools..... | 1135-01 | | 155.8 | 156.6 | 156.7 | 0.9 | 0.1 |
| Small cutting tools..... | 1135-0116 | 06/83 | 153.2 | 154.0 | 154.1 | 0.9 | 0.1 |
| Precision measuring tools..... | 1135-02 | | 183.2 | 190.0 | 188.3 | 2.8 | -0.9 |
| Precision measuring tools..... | 1135-0243 | 06/83 | 177.2 | 183.8 | 182.2 | 2.8 | -0.9 |
| Other machine tool attachments & acc..... | 1135-05 | 06/83 | 180.4 | 180.4 | 180.4 | -0.8 | 0.0 |
| Other machine tool attachments & accessories..... | 1135-0501 | 06/83 | 180.4 | 180.4 | 180.4 | -0.8 | 0.0 |
| Abrasive products..... | 1136 | | 174.2 | 175.8 | 174.9 | -1.4 | -0.5 |
| Nonmetallic sized abrasives..... | 1136-01 | | 109.4 | 114.9 | 112.8 | -0.7 | -1.8 |
| Grains, powders and flour abrasives..... | 1136-0105 | 06/87 | 140.9 | 148.0 | 145.2 | -0.7 | -1.9 |
| Nonmet. bonded abrasives and diamond wheels..... | 1136-03 | | 171.4 | 172.3 | 172.3 | 1.6 | 0.0 |
| Nonmetallic bonded abrasives & diamond wheels..... | 1136-0311 | 06/87 | 156.9 | 157.7 | 157.7 | 1.6 | 0.0 |
| Nonmetallic coated abrasive products..... | 1136-05 | | 218.3 | 216.9 | 216.4 | -3.6 | -0.2 |
| Nonmetallic coated abrasive products..... | 1136-0505 | | 161.6 | 160.6 | 160.2 | -3.6 | -0.2 |
| Metal abrasives, including scouring pads..... | 1136-31 | | 131.5 | 131.5 | 131.5 | 0.0 | 0.0 |
| Metal abrasives, including scouring pads..... | 1136-3106 | 06/87 | 119.3 | 119.3 | 119.3 | 0.0 | 0.0 |
| Metal cutting machine tools..... | 1137 | | 174.2 | 174.5 | 174.5 | -0.2 | 0.0 |
| Metal grinding machines..... | 1137-13 | | 230.5 | 231.4 | 231.4 | 1.0 | 0.0 |
| Metal grinding, polishing, buffing, honing & lapping machines... | 1137-1361 | 06/83 | 228.5 | 229.5 | 229.5 | 1.1 | 0.0 |
| Other metal-cutting machine tools..... | 1137-20 | 12/09 | 100.0 | 100.3 | 100.3 | - | 0.0 |
| Other metal-cutting machine tools..... | 1137-2041 | 12/09 | 100.0 | 100.3 | 100.3 | - | 0.0 |
| Parts for metal-cutting machine tools..... | 1137-53 | 12/02 | 112.5 | 112.5 | 112.5 | -1.1 | 0.0 |
| Parts for metal-cutting machine tools & rebuilt mac..... | 1137-5311 | 12/02 | 112.5 | 112.5 | 112.5 | -1.1 | 0.0 |
| Metal forming machine tools..... | 1138 | | 199.0 | 199.5 | 199.5 | 0.5 | 0.0 |
| Metal-forming machine tools (except rebuilt and parts)..... | 1138-26 | 12/09 | 100.0 | 100.1 | 100.1 | - | 0.0 |
| Metal punching and shearing (power & manual), and bending and forming machines (power only)..... | 1138-2611 | | 172.9 | 173.4 | 173.3 | 2.0 | -0.1 |
| Metalworking presses (except forging and die-stamping presses)..... | 1138-2631 | | - | 225.5 | 225.5 | 0.0 | 0.0 |
| Other metal-forming machine tools (except presses)..... | 1138-2651 | | 216.0 | 215.9 | 215.9 | 0.6 | 0.0 |
| Rebuilt metal-forming machine tools and parts for metal-forming machine tools..... | 1138-52 | 12/02 | 113.0 | 113.9 | 113.9 | -1.5 | 0.0 |
| Rebuilt metal-forming machine tools and parts for metal-forming machine tools..... | 1138-5205 | 12/02 | 113.0 | 113.9 | 113.9 | -1.5 | 0.0 |
| Tools, dies, jigs, fixtures & ind. molds..... | 1139 | | 142.7 | 142.6 | 142.8 | -1.3 | 0.1 |
| Special dies, tools, jigs, and fixtures..... | 1139-01 | | 156.2 | 156.4 | 156.3 | -1.8 | -0.1 |
| Industrial molds and mold boxes..... | 1139-03 | | 124.2 | 124.0 | 124.4 | -0.7 | 0.3 |
| Industrial injection type molds made of metal for plastics..... | 1139-0312 | 12/09 | 100.0 | 100.0 | 100.5 | - | 0.5 |
| Other industrial molds and mold boxes..... | 1139-0331 | 12/09 | 100.0 | 99.5 | 99.6 | - | 0.1 |
| Metalworking machinery n. e. c..... | 113A | 06/83 | 191.5 | 190.8 | 190.8 | -1.1 | 0.0 |
| Assembly machines..... | 113A-01 | 06/83 | 173.5 | 173.5 | 173.5 | 0.1 | 0.0 |
| Assembly machines..... | 113A-0101 | 06/83 | 173.5 | 173.5 | 173.5 | 0.1 | 0.0 |
| Other metalworking machinery..... | 113A-02 | 06/83 | 215.1 | 212.7 | 212.7 | -3.8 | 0.0 |
| Other metalworking machinery..... | 113A-0201 | 06/83 | 215.1 | 212.7 | 212.7 | -3.8 | 0.0 |
| Rolling mill machinery..... | 113B | 12/87 | 198.4 | 196.3 | 198.3 | -1.0 | 1.0 |
| Rolling mill machinery..... | 113B-01 | 12/87 | 198.4 | 196.3 | 198.3 | -1.0 | 1.0 |
| Rolling mill machinery..... | 113B-0101 | 12/87 | 198.4 | 196.3 | 198.3 | -1.0 | 1.0 |
| General purpose machinery and equipment..... | 114 | | 199.4 | 199.7 | 200.2 | 0.6 | 0.3 |
| Pumps, compressors, and equipment..... | 1141 | | 213.4 | 214.2 | 214.6 | 1.0 | 0.2 |
| Industrial pumps, except hydraulic fluid power pumps..... | 1141-02 | | 227.4 | 228.3 | 228.0 | 0.8 | -0.1 |
| Industrial pumps, except hydraulic fluid power pumps..... | 1141-0212 | 12/97 | 145.1 | 145.7 | 145.4 | 0.7 | -0.2 |
| Parts & attach for air & gas compressors & vac pum..... | 1141-07 | 06/84 | 207.0 | 212.0 | 210.9 | 2.6 | -0.5 |
| Parts & attach for air & gas compressors & vac pum..... | 1141-0701 | 06/84 | 207.0 | 212.0 | 210.9 | 2.6 | -0.5 |

See footnotes at end of table.

Table 6. Producer price indexes and percent changes for commodity and service groupings and individual items, not seasonally adjusted — Continued
 [1982=100 unless otherwise indicated]

| Commodity | Commodity code | Other index base | Index | | | Percent change to Apr. 2010 from: | |
|---|----------------|------------------|------------------------|------------------------|------------------------|-----------------------------------|-----------|
| | | | Dec. 2009 ¹ | Mar. 2010 ¹ | Apr. 2010 ¹ | Apr. 2009 | Mar. 2010 |
| Industrial spraying equipment..... | 1141-08 | 06/84 | 167.6 | 166.6 | 167.2 | -0.4 | 0.4 |
| Industrial spraying equipment..... | 1141-0801 | 06/84 | 167.6 | 166.6 | 167.2 | -0.4 | 0.4 |
| Measuring & dispensing pumps..... | 1141-09 | 06/84 | 180.1 | 181.0 | 181.0 | 1.1 | 0.0 |
| Other pumps, including parts..... | 1141-12 | 12/83 | 245.4 | 246.3 | 246.8 | 1.2 | 0.2 |
| Parts and attachments for pumps..... | 1141-1211 | 12/83 | 270.6 | 272.5 | 273.6 | 1.4 | 0.4 |
| All other pumps, including domestic sump, oil well, and oil field pumps..... | 1141-1215 | 12/97 | 138.6 | 138.8 | 138.8 | 1.0 | 0.0 |
| Domestic sump pumps..... | 1141-12151 | 12/09 | 100.0 | 100.0 | 100.0 | - | 0.0 |
| Oil-well and oil-field pumps..... | 1141-12153 | 12/09 | 100.0 | 100.0 | 100.0 | - | 0.0 |
| Other pumps, except automotive circulating pumps, and measuring & dispensing pumps..... | 1141-12155 | 12/09 | 100.0 | 100.3 | 100.4 | - | 0.1 |
| Domestic water systems..... | 1141-13 | 12/03 | 130.1 | 130.1 | 131.6 | 1.7 | 1.2 |
| Domestic water systems..... | 1141-1311 | 12/03 | 130.1 | 130.1 | 131.6 | 1.7 | 1.2 |
| Air & gas compressors and vacuum pumps..... | 1141-15 | 06/05 | 120.4 | 120.6 | 121.1 | 1.0 | 0.4 |
| Air & gas compressors and vacuum pumps..... | 1141-1501 | 06/05 | 120.4 | 120.6 | 121.1 | 1.0 | 0.4 |
| Elevators, escalators, and other lifts..... | 1142 | | 134.8 | 134.1 | 133.1 | -1.4 | -0.7 |
| Elevators & escalators..... | 1142-01 | | 127.4 | 126.1 | 125.1 | -2.1 | -0.8 |
| Elevator and escalator parts & attachments..... | 1142-02 | | 173.1 | 175.8 | 174.5 | 1.2 | -0.7 |
| Parts and attachments for elevators and moving stairs..... | 1142-0221 | | 173.1 | 175.8 | 174.5 | 1.2 | -0.7 |
| Fluid power equipment..... | 1143 | | 217.4 | 219.9 | 220.7 | 2.6 | 0.4 |
| Fluid power pumps and parts..... | 1143-01 | | 206.0 | 209.0 | 209.1 | 2.1 | 0.0 |
| Fluid power pump and motor mfg..... | 1143-0111 | 12/83 | 195.5 | 198.4 | 198.5 | 2.1 | 0.1 |
| Fluid power valves..... | 1143-02 | | 230.1 | 236.4 | 236.0 | 3.0 | -0.2 |
| Fluid power valves..... | 1143-0201 | 12/82 | 224.5 | 230.7 | 230.3 | 3.0 | -0.2 |
| Nonaerospace type hydraulic directional control valves..... | 1143-02013 | 12/07 | 114.8 | 115.8 | 115.0 | - | -0.7 |
| Nonaerospace type hydraulic valves, except directional control..... | 1143-02014 | 12/07 | 106.2 | 107.3 | 106.9 | - | -0.4 |
| Nonaerospace type pneumatic directional control valves..... | 1143-02015 | 12/07 | 110.3 | 110.9 | 110.9 | - | 0.0 |
| Nonaerospace type pneumatic valves, except directional control..... | 1143-02016 | 12/07 | 105.9 | 106.3 | 106.3 | - | 0.0 |
| Aerospace type fluid power valves..... | 1143-0201A | 06/09 | - | 105.2 | 105.2 | - | 0.0 |
| Fluid power accum/cushions/cyls. & parts..... | 1143-03 | | 200.8 | 201.3 | 201.4 | 1.5 | 0.0 |
| Non-aerospace hydraulic fluid power cylinders..... | 1143-0312 | 06/98 | 139.4 | 139.8 | 139.7 | 2.2 | -0.1 |
| Non-aerospace pneumatic fluid power cylinders..... | 1143-0313 | 06/98 | 140.2 | 140.4 | 140.4 | 0.2 | 0.0 |
| Parts for hydraulic & pneumatic cylinders/actuators..... | 1143-0315 | 06/98 | 151.1 | 151.3 | 152.1 | -0.5 | 0.5 |
| Fluid power hose and tube fittings..... | 1143-04 | | 237.9 | 237.9 | 241.8 | 3.7 | 1.6 |
| Parts for fluid power valves..... | 1143-05 | 06/91 | 161.1 | 160.9 | 163.2 | 3.1 | 1.4 |
| Parts for fluid power valves..... | 1143-0501 | 06/91 | 161.1 | 160.9 | 163.2 | 3.1 | 1.4 |
| Industrial material handling equipment..... | 1144 | | 182.3 | 182.2 | 182.9 | 0.7 | 0.4 |
| Conveying equipment..... | 1144-02 | | 182.5 | 182.3 | 182.3 | -0.3 | 0.0 |
| Unit handling conveyors and conveying systems..... | 1144-0212 | 06/84 | 161.7 | 162.1 | 162.1 | 0.5 | 0.0 |
| Unit handling gravity and trolley conveyors and conveying systems..... | 1144-02122 | 06/09 | 99.9 | 100.9 | 100.8 | - | -0.1 |
| All other unit handling conveyors, including tow, belt, roller, pneumatic, portable, etc..... | 1144-02124 | 06/09 | 100.0 | 100.0 | 100.0 | - | 0.0 |
| Parts and accessories for unit handling conveyors & conveying systems, sold separately..... | 1144-0214 | 06/84 | 208.5 | 208.5 | 208.5 | -2.0 | 0.0 |
| Bulk material handling conveyors & conveying systems..... | 1144-0216 | 06/84 | 176.7 | 176.0 | 176.1 | -0.2 | 0.1 |
| Bulk material handling conveyors and elevators..... | 1144-02161 | 06/09 | 100.8 | 100.3 | 100.4 | - | 0.1 |
| All other bulk handling systems, including loading and unloading..... | 1144-02164 | 06/09 | 99.6 | 99.5 | 99.6 | - | 0.1 |
| Parts and accessories for bulk material handling conveyors and conveying systems..... | 1144-0218 | 06/84 | 267.0 | 265.8 | 265.8 | -2.3 | 0.0 |
| Industrial trucks, trailers, and stackers..... | 1144-03 | | 174.3 | 174.6 | 175.8 | 1.9 | 0.7 |
| Work trucks w/ lifting & handling equip, non-riding electric or any non-electric..... | 1144-0356 | 06/02 | 120.2 | 120.6 | 121.8 | 2.1 | 1.0 |
| Work trucks not fitted with lifting & handling equipment, electric or non-electric..... | 1144-0357 | 06/02 | 129.5 | 129.5 | 129.8 | 0.2 | 0.2 |
| Bulk powered material moving equipment, dock boards, and metal pallets and skids..... | 1144-0358 | 06/02 | 128.7 | 129.1 | 129.1 | 1.0 | 0.0 |
| Parts and attachments for industrial trucks and tractors..... | 1144-0378 | 12/86 | 237.7 | 237.8 | 240.9 | 1.6 | 1.3 |
| Hoists, cranes and stacking machines..... | 1144-04 | | 205.3 | 204.4 | 205.1 | -0.1 | 0.3 |
| Hoists, including parts..... | 1144-0481 | 12/84 | 206.3 | 205.1 | 206.3 | 0.7 | 0.6 |
| Cranes, including parts..... | 1144-0485 | 12/84 | 185.5 | 185.1 | 185.2 | -1.0 | 0.1 |
| Mechanical power transmission equipment..... | 1145 | | 229.8 | 230.2 | 230.4 | -0.6 | 0.1 |
| Speed changers, drives, gears..... | 1145-01 | | 229.4 | 230.2 | 230.6 | -1.1 | 0.2 |
| Loose gear, pinions and racks..... | 1145-0108 | 12/83 | 168.6 | 169.7 | 169.5 | -4.0 | -0.1 |
| Speed changers and industrial high speed drives & pt..... | 1145-0117 | 12/03 | 133.6 | 134.0 | 134.3 | 0.1 | 0.2 |
| Other power transmission equipment..... | 1145-02 | 12/84 | 216.5 | 216.6 | 216.7 | -0.3 | 0.0 |
| Plain bearings and bushings..... | 1145-0201 | 12/84 | 152.3 | 152.3 | 152.3 | 0.1 | 0.0 |
| Mech pwr trans equip,excl speed changers, drives, & g..... | 1145-0212 | 12/03 | 140.2 | 140.3 | 140.4 | -0.4 | 0.1 |

See footnotes at end of table.

Table 6. Producer price indexes and percent changes for commodity and service groupings and individual items, not seasonally adjusted — Continued
 [1982=100 unless otherwise indicated]

| Commodity | Commodity code | Other index base | Index | | | Percent change to Apr. 2010 from: | |
|---|----------------|------------------|------------------------|------------------------|------------------------|-----------------------------------|-----------|
| | | | Dec. 2009 ¹ | Mar. 2010 ¹ | Apr. 2010 ¹ | Apr. 2009 | Mar. 2010 |
| Scales and balances..... | 1146 | | 135.8 | 135.2 | 135.5 | 0.3 | 0.2 |
| Vehicle and industrial scales..... | 1146-11 | 12/91 | 130.0 | 127.7 | 128.3 | -0.3 | 0.5 |
| Vehicle and industrial scales..... | 1146-1101 | 06/03 | 113.1 | 111.0 | 111.6 | -0.4 | 0.5 |
| Retail, commercial, household, & mail scales..... | 1146-12 | 12/91 | 118.2 | 119.6 | 119.6 | 1.2 | 0.0 |
| Retail, comml, household, and mailing scales..... | 1146-1201 | 06/03 | 108.5 | 109.7 | 109.7 | 1.1 | 0.0 |
| Parts, attachments, and accessories..... | 1146-13 | 12/91 | 128.5 | 129.2 | 129.2 | 0.5 | 0.0 |
| Parts, attachments, and accessories for scales..... | 1146-1301 | 06/03 | 125.6 | 126.3 | 126.3 | 0.6 | 0.0 |
| Fans and blowers, except portable..... | 1147 | | 190.6 | 191.8 | 191.8 | -0.1 | 0.0 |
| Air purification equipment and industrial and commercial fans and blowers..... | 1147-01 | | 190.6 | 191.8 | 191.8 | -0.1 | 0.0 |
| Dust collection and other air purification equipment for cleaning incoming air..... | 1147-0143 | 12/83 | 157.9 | 158.5 | 158.6 | -1.8 | 0.1 |
| Dust collection and other air purification equipment for industrial gas cleaning systems..... | 1147-0144 | 12/83 | 177.5 | 177.5 | 177.5 | -1.7 | 0.0 |
| Industrial and commercial fans and blowers..... | 1147-0145 | 12/03 | 131.7 | 133.1 | 133.0 | 1.8 | -0.1 |
| Centrifugal blower filter units, and classes I-IV centrifugal fans, except parts..... | 1147-01452 | 06/09 | 100.1 | 100.5 | 100.5 | - | 0.0 |
| Other centrifugal fans and blowers, except parts..... | 1147-01453 | 06/09 | 102.4 | 103.8 | 103.8 | - | 0.0 |
| Axial fans and industrial propeller fans, except parts..... | 1147-01457 | 06/09 | 100.7 | 102.0 | 101.9 | - | -0.1 |
| Power roof ventilators, except parts..... | 1147-01458 | 06/09 | 100.2 | 101.3 | 101.3 | - | 0.0 |
| Parts and accessories for fans and blowers..... | 1147-01459 | 06/09 | 100.3 | 100.6 | 100.7 | - | 0.1 |
| Air conditioning and refrigeration equip..... | 1148 | | 163.9 | 163.0 | 162.9 | -1.7 | -0.1 |
| Heat transfer equipment..... | 1148-01 | | 176.5 | 175.3 | 175.0 | -2.8 | -0.2 |
| Heat transfer equipment, except dehumidifiers..... | 1148-0132 | 12/03 | 130.5 | 129.3 | 129.9 | -3.2 | 0.5 |
| Motor vehicle air-conditioning..... | 1148-0133 | 12/03 | 100.0 | 100.0 | 100.0 | 0.3 | 0.0 |
| Heat pumps..... | 1148-0134 | 12/09 | 100.0 | 99.1 | 96.0 | - | -3.1 |
| Unitary air-conditioners..... | 1148-02 | | 155.4 | 153.3 | 153.5 | -2.0 | 0.1 |
| Unitary air-conditioners, except air source heat pumps..... | 1148-0222 | 06/97 | 126.7 | 125.0 | 125.2 | -2.0 | 0.2 |
| Commercial refrigeration equipment..... | 1148-03 | | 196.9 | 195.2 | 195.4 | 1.5 | 0.1 |
| Commercial refrigeration equipment..... | 1148-0331 | 06/97 | 127.6 | 126.5 | 126.6 | 1.4 | 0.1 |
| Refrigerant compressors..... | 1148-04 | | 135.1 | 135.7 | 135.5 | -1.3 | -0.1 |
| Refrigerant compressors, except automotive..... | 1148-0412 | 12/03 | 126.4 | 127.3 | 127.0 | -1.7 | -0.2 |
| Automotive air-conditioning compressors..... | 1148-0413 | 12/03 | 100.1 | 100.2 | - | - | - |
| Refrigeration condensing units..... | 1148-05 | | 184.6 | 184.7 | 184.7 | -2.3 | 0.0 |
| Refrigeration condensing units..... | 1148-0511 | 12/82 | 182.4 | 182.4 | 182.4 | -2.4 | 0.0 |
| Other air-conditioning and refrigeration equipment..... | 1148-06 | | 194.6 | 195.7 | 195.4 | 0.4 | -0.2 |
| Other refrigeration, air-conditioning, & soda fountain equipment..... | 1148-0631 | 06/97 | 134.7 | 135.5 | 135.3 | 0.4 | -0.1 |
| Parts & accessories for air-conditioning & refrigeration equipment..... | 1148-09 | 12/89 | 148.4 | 148.9 | 148.8 | -1.7 | -0.1 |
| Parts & accessories for air-conditioning, heat transfer & refrigeration equipment..... | 1148-0901 | 12/89 | 148.4 | 148.9 | 148.8 | -1.7 | -0.1 |
| Miscellaneous general purpose equipment..... | 1149 | | 228.0 | 228.6 | 229.8 | 1.7 | 0.5 |
| Metal valves, except fluid power..... | 1149-02 | 12/82 | 244.8 | 247.0 | 248.3 | 1.4 | 0.5 |
| Gates, globes, angles, and checks..... | 1149-0201 | 12/82 | 290.8 | 292.3 | 296.2 | 1.9 | 1.3 |
| Ball valves..... | 1149-0202 | 12/82 | 240.4 | 242.8 | 243.7 | 2.1 | 0.4 |
| Butterfly valves..... | 1149-0203 | 12/82 | 177.9 | 178.9 | 180.5 | 3.1 | 0.9 |
| Industrial plug valves..... | 1149-0204 | 12/82 | 188.7 | 189.5 | 189.5 | 0.5 | 0.0 |
| Plumbing and heating valves (low pressure)..... | 1149-0205 | 12/82 | 255.8 | 255.8 | 255.8 | 3.2 | 0.0 |
| Other industrial valves, including nuclear..... | 1149-0209 | 12/82 | 226.0 | 228.9 | 229.1 | -2.3 | 0.1 |
| Metal pipe fittings, flanges, and unions..... | 1149-03 | 12/82 | 289.5 | 288.4 | 292.7 | 2.6 | 1.5 |
| Metal pipe fittings, flanges, and unions..... | 1149-0301 | 12/82 | 289.5 | 288.4 | 292.7 | 2.6 | 1.5 |
| Ball and roller bearings..... | 1149-05 | | 223.9 | 225.0 | 224.7 | 2.3 | -0.1 |
| Ball bearings, unmounted..... | 1149-0531 | 12/03 | 130.1 | 132.3 | 131.9 | 8.6 | -0.3 |
| Mounted bearings..... | 1149-0534 | 06/83 | 269.4 | 269.9 | 270.2 | -3.9 | 0.1 |
| Ball and roller bearing parts and componen..... | 1149-0535 | 06/83 | 181.3 | 181.5 | 181.5 | -1.3 | 0.0 |
| Taper roller bearings..... | 1149-0537 | 06/83 | 206.1 | 206.0 | 206.0 | 0.0 | 0.0 |
| Roller bearings, except taper..... | 1149-0538 | 06/83 | 263.0 | 261.9 | 261.5 | -0.3 | -0.2 |
| Industrial patterns..... | 1149-07 | 12/84 | 154.4 | 154.4 | 155.8 | 0.9 | 0.9 |
| Industrial patterns..... | 1149-0701 | 12/84 | 154.4 | 154.4 | 155.8 | 0.9 | 0.9 |
| Filters and strainers..... | 1149-08 | 12/84 | 209.2 | 207.6 | 211.0 | 3.0 | 1.6 |
| Filters and strainers, except fluid power..... | 1149-0805 | 12/03 | 127.2 | 128.1 | 128.1 | 1.3 | 0.0 |
| Filters for hydraulic fluid power sys., no..... | 1149-0808 | 12/03 | 129.5 | 116.3 | 128.6 | 16.3 | 10.6 |
| Other miscellaneous general purpose equipm..... | 1149-11 | 12/84 | 181.9 | 181.4 | 181.7 | 0.4 | 0.2 |
| General industrial machinery equipment..... | 1149-1102 | 06/07 | 106.1 | 106.7 | 106.9 | 0.8 | 0.2 |
| Misc. machinery products, ex. electrical, n.e.c..... | 1149-1103 | 06/07 | 112.7 | 109.2 | 109.2 | -1.0 | 0.0 |
| Electronic computers and computer equipment..... | 115 | 12/98 | 37.0 | 36.7 | 36.2 | -4.5 | -1.4 |
| Electronic computers..... | 1151 | 12/04 | 31.7 | 31.4 | 31.0 | -10.9 | -1.3 |
| Electronic computers..... | 1151-01 | 12/04 | 31.7 | 31.4 | 31.0 | -10.9 | -1.3 |

See footnotes at end of table.

Table 6. Producer price indexes and percent changes for commodity and service groupings and individual items, not seasonally adjusted — Continued
 [1982=100 unless otherwise indicated]

| Commodity | Commodity code | Other index base | Index | | | Percent change to Apr. 2010 from: | |
|--|----------------|------------------|------------------------|------------------------|------------------------|-----------------------------------|-----------|
| | | | Dec. 2009 ¹ | Mar. 2010 ¹ | Apr. 2010 ¹ | Apr. 2009 | Mar. 2010 |
| Personal computers and workstations..... | 1151-0114 | 06/07 | 50.8 | 51.0 | 50.2 | -9.5 | -1.6 |
| Portable computers..... | 1151-0115 | 06/07 | 51.1 | 48.7 | 47.9 | -16.4 | -1.6 |
| Host computers, multiusers (mainframes, medium scale systems, UNIX and PC servers)..... | 1151-0116 | 12/04 | 38.0 | 37.9 | 37.3 | -11.6 | -1.6 |
| Computer storage devices..... | 1152 | 12/04 | 55.6 | 54.3 | 53.7 | -6.4 | -1.1 |
| Computer storage devices, except parts..... | 1152-01 | 12/04 | 49.4 | 47.7 | 48.2 | -7.1 | 1.0 |
| Computer storage devices, except parts..... | 1152-0101 | 12/04 | 49.4 | 47.7 | 48.2 | -7.1 | 1.0 |
| Parts and components for computer storage devices..... | 1152-02 | 12/04 | 74.0 | 74.0 | - | - | - |
| Parts and components for computer storage devices..... | 1152-0201 | 12/04 | 74.0 | 74.0 | - | - | - |
| Computer terminals and parts..... | 1153 | 12/98 | 92.5 | 89.8 | 89.7 | -3.0 | -0.1 |
| Computer terminals..... | 1153-01 | 12/98 | 93.6 | 90.9 | 90.8 | -3.0 | -0.1 |
| Computer terminals..... | 1153-0101 | 12/98 | 93.6 | 90.9 | 90.8 | -3.0 | -0.1 |
| Computer peripheral equipment and parts..... | 1154 | 12/98 | 92.3 | 91.9 | 90.5 | -0.1 | -1.5 |
| Parts, attachments and accessories for POS terminals and computer peripheral equipment..... | 1154-05 | 12/98 | 91.6 | 91.4 | 91.4 | -1.8 | 0.0 |
| Parts, attachments and accessories for POS terminals and computer peripheral equipment..... | 1154-0501 | 12/98 | 91.6 | 91.4 | 91.4 | -1.8 | 0.0 |
| All other computer peripheral equipment..... | 1154-06 | 06/99 | 98.2 | 97.6 | 95.8 | 0.2 | -1.8 |
| POS terminals, funds-transfer devices and all other miscellaneous computer peripheral equipment..... | 1154-0602 | 06/07 | 102.6 | 102.0 | 100.2 | 0.2 | -1.8 |
| Special industry machinery and equipment..... | 116 | | 189.5 | 188.0 | 189.1 | -0.3 | 0.6 |
| Food products machinery..... | 1161 | | 232.5 | 235.0 | 236.2 | 1.5 | 0.5 |
| Dairy industry machinery..... | 1161-01 | | 225.0 | 223.8 | 224.2 | -1.4 | 0.2 |
| Dairy industry machinery..... | 1161-0111 | 12/83 | 220.1 | 219.0 | 219.3 | -1.3 | 0.1 |
| Commercial food production machinery..... | 1161-04 | | 210.8 | 213.5 | 213.9 | 2.0 | 0.2 |
| Commercial food production machinery..... | 1161-0409 | 12/83 | 207.9 | 210.6 | 211.1 | 2.0 | 0.2 |
| Industrial food production machinery..... | 1161-05 | 12/83 | 234.7 | 237.7 | 239.8 | 1.9 | 0.9 |
| Industrial food production machinery..... | 1161-0501 | 12/83 | 234.7 | 237.7 | 239.8 | 1.9 | 0.9 |
| Textile machinery and equipment..... | 1162 | | 166.3 | 166.2 | 167.1 | 0.4 | 0.5 |
| Textile machinery..... | 1162-12 | 06/86 | 143.0 | 143.0 | 143.4 | 0.3 | 0.3 |
| Textile machinery..... | 1162-1201 | 06/86 | 143.0 | 143.0 | 143.4 | 0.3 | 0.3 |
| Textile machinery parts and attachments..... | 1162-77 | | 180.9 | 180.6 | 182.5 | 0.6 | 1.1 |
| Textile machinery parts and attachments..... | 1162-7701 | 06/86 | 162.4 | 162.1 | 163.8 | 0.6 | 1.0 |
| Woodworking machinery and equipment..... | 1163 | | 168.6 | 169.3 | 169.2 | -0.1 | -0.1 |
| Sawmill and woodworking machinery..... | 1163-06 | 12/04 | 113.4 | 113.8 | 113.8 | 0.0 | 0.0 |
| Sawmill and woodworking machinery..... | 1163-0601 | 12/04 | 113.4 | 113.8 | 113.8 | 0.0 | 0.0 |
| Paper industries machinery..... | 1164 | 06/82 | 193.9 | 195.0 | 195.4 | 0.8 | 0.2 |
| Paper industries machinery..... | 1164-01 | 06/82 | 193.9 | 195.0 | 195.4 | 0.8 | 0.2 |
| Paper industry machinery..... | 1164-0114 | 12/03 | 110.6 | 111.3 | 111.6 | 1.0 | 0.3 |
| Parts & attachments for paper industries m..... | 1164-0115 | 12/03 | 120.1 | 120.5 | 120.8 | 0.6 | 0.2 |
| Printing trades machinery and equipment..... | 1165 | | 156.9 | 157.6 | 154.9 | -1.8 | -1.7 |
| Printing presses..... | 1165-08 | 06/09 | - | 100.0 | 96.6 | - | -3.4 |
| Printing presses, offset, lithographic..... | 1165-0811 | 06/09 | - | - | 92.9 | - | - |
| Other printing machinery and equipment..... | 1165-09 | 12/82 | 147.8 | 147.6 | 147.5 | -1.0 | -0.1 |
| Other printing machinery and equipment, incl. pre-press preparation equipment & plates..... | 1165-0912 | 06/09 | 99.7 | 99.6 | 99.1 | - | -0.5 |
| Parts, attachments, & accessories for printing trades machinery..... | 1165-0913 | 06/09 | 99.0 | 98.8 | 99.6 | - | 0.8 |
| Other special industry machinery..... | 1166 | | 177.7 | 172.7 | 175.4 | -1.7 | 1.6 |
| Rubberworking machinery..... | 1166-01 | | - | - | 232.1 | - | - |
| Rubberworking machinery..... | 1166-0109 | 06/87 | - | - | 206.7 | - | - |
| Plasticworking machinery..... | 1166-03 | | 201.4 | 201.4 | 201.5 | 0.5 | 0.0 |
| Plasticworking machinery (excluding parts)..... | 1166-0391 | 12/08 | 101.1 | 101.1 | 101.2 | 0.9 | 0.1 |
| Parts for plasticworking machinery..... | 1166-0395 | 12/08 | 98.7 | 98.7 | 98.7 | -1.3 | 0.0 |
| Chemical industry machinery..... | 1166-04 | | 196.6 | 199.0 | 201.8 | 4.3 | 1.4 |
| Chemical industry machinery..... | 1166-0415 | 06/01 | 122.5 | 124.0 | 125.8 | 4.4 | 1.5 |
| Miscellaneous industry machinery..... | 1166-06 | | 170.6 | 164.0 | 167.0 | -2.9 | 1.8 |
| Foundry machinery and parts..... | 1166-0632 | 06/83 | 228.5 | 228.8 | 228.7 | 0.1 | 0.0 |
| Semiconductor manufacturing equipment..... | 1166-0638 | 06/87 | 121.4 | 112.0 | 115.5 | -6.5 | 3.1 |
| Printed circuit board manufacturing machinery..... | 1166-0641 | 06/01 | 108.0 | 108.0 | 112.6 | 4.3 | 4.3 |
| Special industry machinery and equipment and parts..... | 1166-0647 | 06/01 | 119.1 | 120.6 | 120.1 | 1.4 | -0.4 |
| Packing and packaging machinery..... | 1167 | | 229.1 | 229.9 | 232.1 | 1.4 | 1.0 |
| Packing and packaging machinery..... | 1167-05 | 06/06 | 112.0 | 112.3 | 113.4 | 1.3 | 1.0 |
| Packing packaging and bottling machinery..... | 1167-0501 | 06/06 | 111.7 | 111.9 | 112.6 | 0.8 | 0.6 |
| Parts for packing and packaging machinery..... | 1167-0502 | 12/83 | 200.8 | 202.5 | 208.0 | 4.0 | 2.7 |
| Service industry machinery and parts..... | 1168 | 06/82 | 214.4 | 215.5 | 215.2 | 0.5 | -0.1 |

See footnotes at end of table.

Table 6. Producer price indexes and percent changes for commodity and service groupings and individual items, not seasonally adjusted — Continued
 [1982=100 unless otherwise indicated]

| Commodity | Commodity code | Other index base | Index | | | Percent change to Apr. 2010 from: | |
|--|----------------|------------------|------------------------|------------------------|------------------------|-----------------------------------|-----------|
| | | | Dec. 2009 ¹ | Mar. 2010 ¹ | Apr. 2010 ¹ | Apr. 2009 | Mar. 2010 |
| Service industry machinery and parts..... | 1168-01 | 06/82 | 214.4 | 215.5 | 215.2 | 0.5 | -0.1 |
| Commercial and industrial vacuum cleaners..... | 1168-0111 | 06/82 | 211.0 | 211.5 | 211.5 | 0.0 | 0.0 |
| Commercial cooking and food warming equipm..... | 1168-0118 | 12/03 | 131.9 | 132.7 | 131.5 | 0.5 | -0.9 |
| Miscellaneous machinery products, incl. electronic teaching mach. & auto. maintenance equipment..... | 1168-0123 | 06/07 | 106.1 | 106.6 | 106.7 | 0.6 | 0.1 |
| Commercial laundry & dry cleaning equip..... | 1169 | 12/82 | 225.4 | 226.3 | 226.7 | 4.3 | 0.2 |
| Commercial laundry & dry cleaning equip..... | 1169-09 | 06/03 | 127.5 | 128.1 | 128.2 | 4.3 | 0.1 |
| Commercial laundry & dry cleaning equip..... | 1169-0901 | 06/03 | 127.5 | 128.1 | 128.2 | 4.3 | 0.1 |
| Electrical machinery and equipment..... | 117 | | 113.4 | 113.9 | 113.3 | -0.1 | -0.5 |
| Wiring devices..... | 1171 | | 207.1 | 209.3 | 211.2 | 2.4 | 0.9 |
| Current-carrying wiring devices..... | 1171-01 | | 158.6 | 159.4 | 161.0 | 2.3 | 1.0 |
| Electric switches..... | 1171-0143 | 12/99 | 122.0 | 122.4 | 124.0 | 1.1 | 1.3 |
| Wire connectors for electrical circuitry..... | 1171-0144 | 12/99 | 134.0 | 132.3 | 133.4 | 6.5 | 0.8 |
| Current-carrying wiring devices n.e.c..... | 1171-0147 | 06/06 | 102.4 | 104.2 | 105.3 | 1.1 | 1.1 |
| Noncurrent-carrying wiring devices..... | 1171-02 | | 273.5 | 278.2 | 280.1 | 2.3 | 0.7 |
| Pole and transmission line hardware..... | 1171-0215 | 12/04 | 159.3 | — | — | — | — |
| Electrical conduit and conduit fittings, including parts..... | 1171-0216 | 12/04 | 113.4 | 117.1 | 118.2 | 3.6 | 0.9 |
| Noncurrent-carrying wiring devices n.e.c..... | 1171-0217 | 12/04 | 125.3 | 126.1 | 127.1 | -1.1 | 0.8 |
| Porcelain electrical supplies..... | 1171-0252 | 12/03 | 122.4 | 122.6 | 122.9 | 4.1 | 0.2 |
| Integrating and measuring instruments..... | 1172 | | 160.3 | 161.8 | 161.4 | 1.8 | -0.2 |
| Test equipment for electrical characteristics and signals..... | 1172-05 | 12/83 | 154.2 | 155.8 | 155.4 | 2.1 | -0.3 |
| Test equipment for electrical characteristics and signals..... | 1172-0501 | | 162.5 | 164.2 | 163.7 | 2.1 | -0.3 |
| Electrical integrating and other instruments..... | 1172-09 | 06/06 | 106.0 | 106.0 | 106.1 | 0.0 | 0.1 |
| Electrical integrating and other instrumen..... | 1172-0901 | 06/06 | 106.0 | 106.0 | 106.1 | 0.0 | 0.1 |
| Motors, generators, motor generator sets..... | 1173 | | 187.3 | 188.2 | 188.5 | 1.0 | 0.2 |
| Fractional horsepower motors and generators..... | 1173-03 | 06/83 | 166.1 | 167.3 | 168.1 | 1.4 | 0.5 |
| Fractional horsepower motors and generators..... | 1173-0312 | 12/99 | 124.9 | 125.9 | 126.5 | 1.4 | 0.5 |
| Integral horsepower motors..... | 1173-04 | 06/83 | 206.5 | 207.1 | 207.2 | -1.1 | 0.0 |
| Integral horsepower motors and generators..... | 1173-0405 | 12/99 | 143.8 | 144.2 | 144.3 | -1.0 | 0.1 |
| Parts and supplies for motors and generators..... | 1173-09 | 06/83 | 197.7 | 204.6 | 204.3 | 4.2 | -0.1 |
| Parts and supplies for motors and generators..... | 1173-0901 | 06/83 | 197.7 | 204.6 | 204.3 | 4.2 | -0.1 |
| Other motors and generators..... | 1173-11 | 06/06 | 111.6 | 111.2 | 111.2 | 1.1 | 0.0 |
| Other motors and generators..... | 1173-1101 | 06/06 | 111.6 | 111.2 | 111.2 | 1.1 | 0.0 |
| Transformers and power regulators..... | 1174 | | 219.5 | 223.1 | 222.7 | 7.5 | -0.2 |
| Fluorescent lamp ballasts..... | 1174-02 | | 184.1 | 184.1 | 184.1 | 0.0 | 0.0 |
| Fluorescent lamp ballasts..... | 1174-0299 | 12/99 | 143.2 | 143.2 | 143.2 | 0.0 | 0.0 |
| Power and distribution transformers, excluding parts..... | 1174-09 | 12/99 | 186.0 | 190.7 | 190.2 | 11.9 | -0.3 |
| Power and distribution transformers, ex. p..... | 1174-0999 | 12/99 | 186.0 | 190.7 | 190.2 | 11.9 | -0.3 |
| Other transformers and parts for transformers..... | 1174-11 | 12/99 | 137.8 | 138.5 | 138.5 | 2.7 | 0.0 |
| Specialty transformers, except fluorescent lamp ballast..... | 1174-1102 | | 102.9 | 107.2 | — | — | — |
| Power regulators, boosters, and other transformers and parts for all transformers..... | 1174-1109 | 12/99 | 122.4 | 118.4 | 119.5 | -3.2 | 0.9 |
| Switchgear, switchboard, etc. equipment..... | 1175 | | 202.6 | 205.6 | 205.3 | 1.9 | -0.1 |
| Industrial controls and related parts and accessories..... | 1175-07 | | 193.9 | 199.6 | 199.1 | 3.3 | -0.3 |
| Industrial controls and related parts and accessories..... | 1175-0799 | 06/85 | 184.5 | 190.0 | 189.5 | 3.3 | -0.3 |
| Switchgear and switchboard apparatus..... | 1175-22 | 06/05 | 119.9 | 119.8 | 119.9 | 0.3 | 0.1 |
| Switchgear and switchboard apparatus..... | 1175-2201 | 06/05 | 119.9 | 119.8 | 119.9 | 0.3 | 0.1 |
| Communication and related equipment..... | 1176 | 12/85 | 105.7 | 106.0 | 105.7 | 0.0 | -0.3 |
| Telephone and telegraph equipment..... | 1176-01 | 12/85 | 88.3 | 88.0 | 87.7 | -1.2 | -0.3 |
| Carrier line equipment and external modems..... | 1176-0112 | 12/00 | 90.9 | 89.4 | 88.9 | -4.4 | -0.6 |
| Switching equipment..... | 1176-0121 | 12/85 | 103.3 | 103.3 | 103.3 | -0.1 | 0.0 |
| Other telephone and telegraph apparatus, incl. data communications equipment and telephone sets..... | 1176-0141 | 12/85 | 72.6 | 72.6 | 72.3 | -0.6 | -0.4 |
| Radio & television communication equipment..... | 1176-02 | 12/85 | 114.6 | 115.2 | 114.9 | 0.4 | -0.3 |
| Broadcast, studio and related equipment..... | 1176-0201 | 12/85 | 110.2 | 110.2 | 109.9 | 0.4 | -0.3 |
| Radio communication, fiber optics & related equipment..... | 1176-0202 | 12/85 | 98.5 | 98.6 | 97.9 | -0.3 | -0.7 |
| Intercommunications, alarm & traffic control systems..... | 1176-0203 | 12/85 | 121.6 | 122.1 | 122.2 | 1.2 | 0.1 |
| Electronic systems and equipment..... | 1176-0212 | 12/03 | 106.6 | 107.4 | 107.7 | 1.3 | 0.3 |
| Search, detection, navigation & guidance systems and equipment..... | 1176-0213 | 06/04 | 110.5 | 111.5 | 111.5 | 0.8 | 0.0 |
| Electric lamp bulbs and parts..... | 1177 | | 133.5 | 134.0 | 134.4 | 1.1 | 0.3 |
| Parts for electric lamps and blubs..... | 1177-03 | 12/85 | 120.8 | 121.1 | 121.1 | 0.2 | 0.0 |
| Parts for electric lamps and blubs..... | 1177-0301 | 12/85 | 120.8 | 121.1 | 121.1 | 0.2 | 0.0 |
| Electric lamp bulbs and tubes..... | 1177-04 | 12/04 | 103.4 | 103.8 | 104.2 | 1.3 | 0.4 |
| Electric lamp bulbs and tubes..... | 1177-0401 | 12/04 | 103.4 | 103.8 | 104.2 | 1.3 | 0.4 |
| Electronic components and accessories..... | 1178 | | 74.8 | 74.9 | 73.9 | -2.4 | -1.3 |

See footnotes at end of table.

Table 6. Producer price indexes and percent changes for commodity and service groupings and individual items, not seasonally adjusted — Continued
 [1982=100 unless otherwise indicated]

| Commodity | Commodity code | Other index base | Index | | | Percent change to Apr. 2010 from: | |
|---|----------------|------------------|------------------------|------------------------|------------------------|-----------------------------------|-----------|
| | | | Dec. 2009 ¹ | Mar. 2010 ¹ | Apr. 2010 ¹ | Apr. 2009 | Mar. 2010 |
| Power, transmitter, and special purpose electron tubes, including parts..... | 1178-03 | | 208.5 | 210.1 | 210.1 | 3.2 | 0.0 |
| Power, transmitter, and special purpose electron tubes, including parts..... | 1178-0355 | 12/85 | 169.1 | 170.4 | 170.4 | 3.2 | 0.0 |
| Capacitors for electronic circuitry..... | 1178-11 | | 108.9 | 108.9 | 108.9 | 0.1 | 0.0 |
| Capacitors for electronic circuitry..... | 1178-1148 | 12/02 | 81.1 | 81.1 | 81.1 | 0.1 | 0.0 |
| Resistors for electronic circuitry..... | 1178-12 | | 173.6 | 174.0 | 173.9 | 0.1 | -0.1 |
| Resistors for electronic circuitry..... | 1178-1207 | 12/05 | 104.7 | 104.9 | 104.9 | 0.1 | 0.0 |
| Relays for electronic circuitry, industrial control overload, and switchgear type..... | 1178-21 | | 228.1 | 232.6 | 232.7 | 2.3 | 0.0 |
| Relays for electronic circuitry, industrial control overload, and switchgear type..... | 1178-2116 | 06/90 | 169.6 | 172.9 | 173.0 | 2.3 | 0.1 |
| Switches, mechanical, for electronic circuitry..... | 1178-22 | 06/82 | 179.5 | 175.3 | 175.3 | -2.5 | 0.0 |
| Switches, mechanical, for electronic circuitry..... | 1178-2299 | 06/82 | 179.5 | 175.3 | 175.3 | -2.5 | 0.0 |
| Connectors for electronic circuitry..... | 1178-24 | | 163.3 | 165.4 | 164.8 | 0.9 | -0.4 |
| Coaxial (RF) connectors for electronic circuitry..... | 1178-2411 | | 244.8 | 244.3 | 244.3 | -1.8 | 0.0 |
| Printed circuit connectors for electronic circuitry..... | 1178-2443 | 06/03 | 109.8 | 113.2 | 113.3 | 1.4 | 0.1 |
| Other connectors for electronic circuitry, including parts..... | 1178-2472 | 06/03 | 112.5 | 114.2 | 113.2 | 2.0 | -0.9 |
| Magnetic and optical recording media..... | 1178-25 | | 54.5 | 53.3 | 53.5 | -1.3 | 0.4 |
| Magnetic and optical recording media..... | 1178-2599 | 06/82 | 54.5 | 53.3 | 53.5 | -1.3 | 0.4 |
| Filters, crystals, and transducers..... | 1178-28 | 06/82 | 98.9 | 102.6 | 100.7 | -0.9 | -1.9 |
| Filters and piezoelectric devices..... | 1178-2891 | 06/82 | 102.1 | — | 107.0 | -1.4 | — |
| Transducers, electrical or electronic, for input output..... | 1178-2893 | 06/06 | 105.7 | 105.8 | 105.8 | -0.7 | 0.0 |
| Integrated microcircuits..... | 1178-39 | 06/05 | 59.1 | 58.7 | 56.9 | -6.1 | -3.1 |
| Microprocessors, including microcontrollers and related devices..... | 1178-3911 | 06/05 | 59.1 | 58.7 | 56.9 | -6.1 | -3.1 |
| MOS microprocessors, monolithic, digital..... | 1178-39111 | 12/07 | 71.4 | 70.0 | 70.0 | — | 0.0 |
| All other integrated microcircuits..... | 1178-39112 | 12/07 | 95.1 | 95.1 | 90.8 | — | -4.5 |
| Other semiconductor and related devices..... | 1178-47 | 06/05 | 83.8 | 81.4 | 81.5 | -3.4 | 0.1 |
| Other semiconductor devices..... | 1178-4711 | 06/05 | 83.8 | 80.9 | 81.1 | -3.9 | 0.2 |
| Bare printed circuit boards..... | 1178-49 | 12/00 | 103.6 | 103.5 | 105.1 | 2.3 | 1.5 |
| Bare printed circuit boards..... | 1178-4901 | 06/82 | 108.4 | 108.3 | 109.9 | 2.2 | 1.5 |
| Electronic transformers and coils..... | 1178-53 | 06/82 | 173.8 | 174.0 | 174.7 | 1.0 | 0.4 |
| Electronic transformers and coils..... | 1178-5399 | 06/00 | 119.3 | 119.4 | 119.9 | 0.9 | 0.4 |
| Other electronic components..... | 1178-56 | 06/00 | 121.2 | 122.6 | 121.5 | 0.4 | -0.9 |
| Other electronic components, nec..... | 1178-5601 | 06/00 | 121.2 | 122.6 | 121.5 | 0.4 | -0.9 |
| Complex component assemblies, packs, and modules..... | 1178-61 | 06/82 | 96.3 | 97.1 | 95.9 | -2.0 | -1.2 |
| Complex component assemblies, packs, and modules..... | 1178-6199 | 06/82 | 96.3 | 97.1 | 95.9 | -2.0 | -1.2 |
| Miscellaneous electrical mach and equip..... | 1179 | | 116.4 | 116.7 | 116.5 | 0.3 | -0.2 |
| Storage batteries..... | 1179-01 | | 167.4 | 169.5 | 169.7 | 5.9 | 0.1 |
| Storage batteries, lead acid type, BCI dimensional group 8D or smaller..... | 1179-0103 | 12/84 | 181.5 | 183.3 | 182.5 | 8.6 | -0.4 |
| Storage batteries, lead acid type, larger than BCI dimensional group 8D..... | 1179-0104 | 12/84 | — | 204.4 | 207.3 | — | 1.4 |
| Storage batteries (except lead acid), including parts for all storage batteries..... | 1179-0105 | 12/84 | 178.4 | — | — | — | — |
| Primary batteries, dry and wet..... | 1179-02 | | 181.8 | 181.3 | 179.9 | 2.3 | -0.8 |
| Primary batteries, dry and wet..... | 1179-0229 | 12/03 | 117.9 | 117.6 | 116.7 | 2.3 | -0.8 |
| Carbon and graphite products..... | 1179-03 | | 148.1 | 153.2 | 153.6 | -6.4 | 0.3 |
| Carbon & graphite electrodes for electric furnaces..... | 1179-0326 | 12/03 | 164.8 | 174.4 | 175.1 | -12.7 | 0.4 |
| All other carbon and graphite products..... | 1179-0335 | 12/03 | 121.5 | 122.2 | 122.1 | 3.3 | -0.1 |
| X-ray and electromedical equipment..... | 1179-05 | | 90.0 | 89.7 | 89.6 | -0.8 | -0.1 |
| Irradiation equipment..... | 1179-0512 | 06/85 | — | 118.1 | 117.2 | -0.3 | -0.8 |
| Electromedical equipment, including diagnostic, therapeutic and patient monitoring equipment..... | 1179-0541 | 06/09 | 99.8 | 99.4 | 99.5 | — | 0.1 |
| Engine electrical equipment..... | 1179-06 | | 124.0 | 124.3 | 123.7 | 0.1 | -0.5 |
| Cable sets and ignition wiring harnesses..... | 1179-0601 | 12/82 | 129.9 | 129.9 | 129.8 | -0.2 | -0.1 |
| Cranking motors (starters)..... | 1179-0604 | 12/82 | 118.4 | — | — | — | — |
| Alternators, generators, and regulators..... | 1179-0607 | 06/00 | 104.3 | 104.3 | 104.3 | 3.6 | 0.0 |
| Spark plugs and all other miscellaneous complete engine electrical equipment..... | 1179-0608 | 06/00 | 97.0 | 97.1 | 96.2 | -1.2 | -0.9 |
| Parts for engine electrical and electronic..... | 1179-0609 | 06/00 | 84.1 | 84.0 | 84.0 | -0.6 | 0.0 |
| Motor vehicle electronic equip. exc engine..... | 1179-0611 | 12/03 | 99.9 | 100.3 | 100.0 | 0.5 | -0.3 |
| Miscellaneous electrical industrial apparatus..... | 1179-29 | 12/85 | 126.7 | 126.9 | 127.4 | 1.7 | 0.4 |
| Rectifying apparatus..... | 1179-2902 | 12/85 | 133.1 | 133.3 | 133.9 | 2.1 | 0.5 |
| Other electrical equipment for industrial use, except for electronic circuitry..... | 1179-2904 | 12/03 | 113.5 | 114.0 | 114.5 | 1.1 | 0.4 |
| All other electrical equipment and components, except industrial..... | 1179-39 | 12/06 | 105.4 | 105.1 | 105.1 | -0.4 | 0.0 |
| All other electrical equipment and components, except industrial..... | 1179-3901 | 12/06 | 105.4 | 105.1 | 105.1 | -0.4 | 0.0 |
| Miscellaneous instruments..... | 118 | | 176.6 | 176.6 | 176.3 | 0.1 | -0.2 |

See footnotes at end of table.

Table 6. Producer price indexes and percent changes for commodity and service groupings and individual items, not seasonally adjusted — Continued
 [1982=100 unless otherwise indicated]

| Commodity | Commodity code | Other index base | Index | | | Percent change to Apr. 2010 from: | |
|--|----------------|------------------|------------------------|------------------------|------------------------|-----------------------------------|-----------|
| | | | Dec. 2009 ¹ | Mar. 2010 ¹ | Apr. 2010 ¹ | Apr. 2009 | Mar. 2010 |
| Environmental controls..... | 1181 | | 159.0 | 160.8 | 159.6 | 0.6 | -0.7 |
| Process control instruments..... | 1182 | 06/83 | 198.1 | 198.6 | 197.5 | 0.7 | -0.6 |
| Process control instruments..... | 1182-01 | 06/83 | 198.1 | 198.6 | 197.5 | 0.7 | -0.6 |
| Industrial process control instruments..... | 1182-0171 | 12/03 | 120.0 | 120.3 | 119.6 | 0.8 | -0.6 |
| Fluid meters and counting devices..... | 1184 | 12/85 | 143.1 | 145.3 | 144.4 | 1.4 | -0.6 |
| Fluid meters and counting devices..... | 1184-01 | 12/85 | 143.1 | 145.3 | 144.4 | 1.4 | -0.6 |
| Integrating and totalizing meters for gas or liquids..... | 1184-0102 | 12/85 | 172.9 | 172.7 | 173.8 | 1.9 | 0.6 |
| Counting devices..... | 1184-0103 | 12/85 | 162.9 | 162.8 | 162.7 | 0.7 | -0.1 |
| Motor vehicle indicating instruments..... | 1184-0104 | 12/85 | 100.8 | 103.5 | 102.0 | 1.2 | -1.4 |
| Engineering and scientific instruments..... | 1185 | 12/85 | 196.7 | 193.7 | 194.1 | 0.4 | 0.2 |
| Aeronautical, nautical and navigational instruments..... | 1185-01 | 12/85 | 202.8 | 202.7 | 202.6 | 2.2 | 0.0 |
| Aeronautical, nautical and navigational instruments..... | 1185-0111 | 12/85 | 202.8 | 202.7 | 202.6 | 2.2 | 0.0 |
| Laboratory and scientific apparatus..... | 1185-02 | 12/85 | 202.4 | 194.7 | 195.6 | -2.4 | 0.5 |
| Laboratory and scientific apparatus..... | 1185-0211 | 12/85 | 202.4 | 194.7 | 195.6 | -2.4 | 0.5 |
| Optical instruments and lenses..... | 1186 | 12/85 | 134.0 | 133.8 | 134.2 | -0.4 | 0.3 |
| Sighting, tracking & fire control equipmen..... | 1186-01 | 12/85 | 126.5 | 125.7 | 126.5 | 0.2 | 0.6 |
| Sighting, tracking & fire-control equip..... | 1186-0111 | 12/85 | 126.5 | 125.7 | 126.5 | 0.2 | 0.6 |
| Optical instruments and lenses..... | 1186-02 | 12/85 | 125.8 | 124.7 | 126.2 | -2.5 | 1.2 |
| Optical instruments and lenses..... | 1186-0211 | 12/85 | 125.8 | 124.7 | 126.2 | -2.5 | 1.2 |
| Measuring & controlling devices, n.e.c..... | 1189 | 06/85 | 145.5 | 145.5 | 145.6 | -1.5 | 0.1 |
| Aircraft engine instruments..... | 1189-01 | 06/85 | 136.6 | 136.7 | 136.4 | -0.1 | -0.2 |
| Aircraft engine instruments..... | 1189-0199 | 06/85 | 136.6 | 136.7 | 136.4 | -0.1 | -0.2 |
| Nuclear radiation detection and monitoring instruments..... | 1189-04 | 06/85 | 157.4 | 158.6 | 158.8 | 1.4 | 0.1 |
| Nuclear radiation detection and monitoring instruments..... | 1189-0499 | 06/85 | 157.4 | 158.6 | 158.8 | 1.4 | 0.1 |
| Physical properties and kinematic testing equipment..... | 1189-05 | 06/04 | 99.8 | 99.6 | 99.8 | -4.2 | 0.2 |
| Physical properties and kinematic testing..... | 1189-0599 | 06/04 | 99.8 | 99.6 | 99.8 | -4.2 | 0.2 |
| Commercial, geophysical, and general purpose instruments..... | 1189-06 | 06/04 | 106.6 | 106.4 | 106.5 | 0.0 | 0.1 |
| Commercial, geophysical, and general purpose instruments..... | 1189-0699 | 06/04 | 106.6 | 106.4 | 106.5 | 0.0 | 0.1 |
| Miscellaneous machinery..... | 119 | | 170.5 | 171.5 | 171.0 | -0.1 | -0.3 |
| Oil field and gas field machinery..... | 1191 | | 201.1 | 199.3 | 200.3 | -1.6 | 0.5 |
| Oil field and gas field drilling machinery..... | 1191-02 | | 221.9 | 222.6 | 223.1 | 1.1 | 0.2 |
| Rotary oil & gas field drilling machinery..... | 1191-0257 | 12/03 | 150.3 | 149.4 | 149.4 | 0.4 | 0.0 |
| Other oil & gas field drilling mach, equi, parts..... | 1191-0258 | 12/03 | 156.9 | 160.1 | 161.2 | 2.7 | 0.7 |
| Drilling rigs and well surveying machinery..... | 1191-0259 | 12/03 | 135.6 | 135.6 | - | - | - |
| Oil field and gas field production machine..... | 1191-04 | | 168.2 | 163.4 | 165.1 | -5.5 | 1.0 |
| Oil field and gas field production machine..... | 1191-0456 | 12/03 | 138.2 | 134.3 | 135.6 | -5.5 | 1.0 |
| Mining machinery and equipment..... | 1192 | | 218.1 | 220.2 | 222.1 | 2.5 | 0.9 |
| Underground mining machinery..... | 1192-01 | | 232.9 | 239.7 | 239.7 | 4.4 | 0.0 |
| Crushing, pulverizing & screening machines..... | 1192-02 | | 267.7 | 267.7 | 267.7 | -0.6 | 0.0 |
| Drills and other mining machinery..... | 1192-03 | | 235.1 | 236.6 | 236.6 | 0.5 | 0.0 |
| Mining machinery parts..... | 1192-53 | | 197.9 | 197.9 | 197.9 | 1.5 | 0.0 |
| Office and store machines and equipment..... | 1193 | | 120.7 | 121.2 | 121.3 | -6.0 | 0.1 |
| Coin-operated automatic merchandising machines..... | 1193-06 | | 133.2 | 133.4 | 133.6 | 1.6 | 0.1 |
| Coin-operated mechanisms and other parts for automatic merchandising machines..... | 1193-0656 | 06/94 | 105.2 | 105.2 | 105.2 | 1.3 | 0.0 |
| Automatic merchandising machines, coin-operated, excluding parts..... | 1193-0657 | 12/09 | 100.0 | 100.3 | 100.4 | - | 0.1 |
| Other office and store machines and parts..... | 1193-07 | | 135.2 | 136.5 | 136.5 | 2.1 | 0.0 |
| Mailing, letter handling, and addressing machines..... | 1193-0753 | 06/85 | 115.7 | 115.7 | 115.7 | 1.2 | 0.0 |
| Other office machines..... | 1193-0756 | 06/07 | 100.0 | 97.4 | 97.8 | 1.0 | 0.4 |
| Parts/attach. for std. typewriters/other office machines..... | 1193-0757 | 12/94 | 132.3 | 148.4 | 148.4 | 11.4 | 0.0 |
| Coin-operated amusement machines..... | 1193-08 | 12/85 | 148.3 | 148.2 | 148.2 | -24.2 | 0.0 |
| Coin-operated amusement machines..... | 1193-0801 | 12/85 | 148.3 | 148.2 | 148.2 | -24.2 | 0.0 |
| Internal combustion engines..... | 1194 | | 162.3 | 164.5 | 163.9 | 1.4 | -0.4 |
| Gasoline engines..... | 1194-01 | | 155.8 | - | - | - | - |
| Gasoline engines..... | 1194-0116 | 12/00 | 111.6 | - | - | - | - |
| Diesel, semidiesel, & dual-fuel engines, non-automotive..... | 1194-07 | 12/82 | 147.1 | 151.7 | 148.4 | -0.2 | -2.2 |
| Diesel, semidiesel, & dual-fuel engines, non-automotive..... | 1194-0725 | 12/00 | 112.8 | 116.3 | 113.8 | -0.3 | -2.1 |
| Diesel, semidiesel, & dual-fuel engines, automotive..... | 1194-08 | 12/82 | 156.1 | 157.5 | 157.4 | 1.4 | -0.1 |
| Diesel, semidiesel, & dual-fuel engines, automotive..... | 1194-0811 | 12/82 | 156.1 | 157.5 | 157.4 | 1.4 | -0.1 |
| Parts and accessories for internal combustion engines..... | 1194-13 | | 172.1 | 174.8 | 175.1 | 3.8 | 0.2 |
| Parts and accessories for internal combustion engines..... | 1194-1301 | | 172.1 | 174.8 | 175.1 | 3.8 | 0.2 |
| Machine shop products..... | 1195 | | 175.0 | 175.3 | 174.0 | -0.5 | -0.7 |
| Carburetors, pistons, piston rings, & valve..... | 1195-01 | | 165.6 | 166.8 | 166.7 | 1.5 | -0.1 |
| Carburetors, pistons, piston rings & valve..... | 1195-0129 | 06/05 | 113.1 | 114.0 | 113.9 | 1.5 | -0.1 |
| Other machine shop products..... | 1195-05 | 06/84 | 158.5 | 158.8 | 157.4 | -0.7 | -0.9 |

See footnotes at end of table.

Table 6. Producer price indexes and percent changes for commodity and service groupings and individual items, not seasonally adjusted — Continued
 [1982=100 unless otherwise indicated]

| Commodity | Commodity code | Other index base | Index | | | Percent change to Apr. 2010 from: | |
|---|----------------|------------------|------------------------|------------------------|------------------------|-----------------------------------|------------|
| | | | Dec. 2009 ¹ | Mar. 2010 ¹ | Apr. 2010 ¹ | Apr. 2009 | Mar. 2010 |
| Other machine shop products..... | 1195-0501 | 06/84 | 158.5 | 158.8 | 157.4 | -0.7 | -0.9 |
| Parts for turbine and turbine generator sets..... | 1196 | 06/82 | 205.0 | 205.4 | 206.1 | 1.8 | 0.3 |
| Parts for turbine and turbine generator..... | 1196-02 | 06/82 | 204.2 | 204.7 | 205.3 | 1.8 | 0.3 |
| Turbine and turbine generator sets..... | 1197 | 06/87 | 220.6 | 223.0 | 222.7 | 0.7 | -0.1 |
| Turbine and turbine generator sets..... | 1197-01 | 06/87 | 220.6 | 223.0 | 222.7 | 0.7 | -0.1 |
| Turbine and turbine generator sets..... | 1197-0101 | 06/87 | 220.6 | 223.0 | 222.7 | 0.7 | -0.1 |
| Furniture and household durables..... | 12 | | 153.1 | 152.6 | 153.3 | -0.1 | 0.5 |
| Household furniture..... | 121 | | 186.4 | 186.1 | 186.3 | -0.5 | 0.1 |
| Metal household furniture..... | 1211 | | 141.4 | 142.0 | 142.7 | -0.1 | 0.5 |
| Metal household furniture..... | 1211-01 | | 141.4 | 142.0 | 142.7 | -0.1 | 0.5 |
| Metal household dining, dinette, breakfast furniture..... | 1211-0102 | 06/84 | 161.5 | 163.1 | 163.1 | 1.0 | 0.0 |
| Other metal household furniture..... | 1211-0104 | 06/84 | 128.7 | 129.0 | 129.8 | -0.5 | 0.6 |
| Wood household furniture..... | 1212 | | 208.3 | 208.5 | 208.7 | 0.8 | 0.1 |
| Living room furniture..... | 1212-01 | | 209.1 | 208.4 | 208.5 | -0.4 | 0.0 |
| Living room furniture, wood..... | 1212-0181 | 12/04 | 112.2 | 111.8 | 111.9 | -0.4 | 0.1 |
| Dining room furniture..... | 1212-02 | | 222.6 | 222.0 | 223.1 | 3.2 | 0.5 |
| Dining room furniture, wood..... | 1212-0281 | 12/04 | 113.3 | 113.0 | 113.5 | 3.2 | 0.4 |
| Bedroom furniture..... | 1212-03 | | 213.9 | 213.8 | 213.8 | 0.7 | 0.0 |
| Bedroom furniture, wood..... | 1212-0381 | 12/04 | 112.9 | 112.8 | 112.8 | 0.6 | 0.0 |
| Other wood household furniture..... | 1212-04 | | 171.6 | 173.2 | 173.2 | 0.9 | 0.0 |
| TV, radio, stereo & sewing machine cabinet..... | 1212-0467 | 12/85 | - | 135.4 | 135.4 | 0.6 | 0.0 |
| Other wood household furniture..... | 1212-0481 | 12/04 | 120.9 | 122.1 | 122.1 | 0.9 | 0.0 |
| Upholstered household furniture..... | 1213 | | 176.7 | 175.9 | 176.0 | -1.4 | 0.1 |
| Upholstered household furniture..... | 1213-01 | | 176.7 | 175.9 | 176.0 | -1.4 | 0.1 |
| Dual purpose sleep furniture, incl. convertible sofa..... | 1213-0123 | 06/83 | 143.2 | 136.2 | 136.6 | -4.4 | 0.3 |
| Upholstered wood household furniture..... | 1213-0141 | 06/05 | 112.5 | 112.3 | 112.4 | -1.2 | 0.1 |
| Bedding..... | 1214 | | 166.4 | 166.8 | 166.8 | -1.3 | 0.0 |
| Bedding..... | 1214-01 | | 166.4 | 166.8 | 166.8 | -1.3 | 0.0 |
| Other mattresses, including crib and inser..... | 1214-0114 | 06/83 | 186.4 | 186.4 | 186.5 | -0.2 | 0.1 |
| Hybrid-type sleep system floatation ensemb..... | 1214-0122 | 12/95 | 154.5 | 154.5 | 154.5 | -8.5 | 0.0 |
| Mattress and foundation sets..... | 1214-0134 | 12/03 | 111.0 | 111.6 | 111.9 | -2.3 | 0.3 |
| Porch and lawn furniture..... | 1215 | | 205.1 | 204.8 | 204.8 | -2.0 | 0.0 |
| Porch and lawn furniture..... | 1215-01 | | 205.1 | 204.8 | 204.8 | -2.0 | 0.0 |
| Metal porch, lawn, outdoor & casual furniture..... | 1215-0112 | 06/84 | 204.0 | 203.7 | 203.7 | -2.0 | 0.0 |
| Household furniture, n.e.c..... | 1216 | 12/85 | 138.3 | 135.2 | 135.2 | -2.5 | 0.0 |
| Nonupholstered household furniture, except wood and metal.... | 1216-01 | 12/85 | 138.3 | 135.2 | 135.2 | -2.5 | 0.0 |
| Nonupholstered household furniture, except wood and metal.... | 1216-0101 | 12/85 | 138.3 | 135.2 | 135.2 | -2.5 | 0.0 |
| Commercial furniture..... | 122 | | 196.3 | 195.8 | 197.5 | 0.9 | 0.9 |
| Wood office furniture and store fixtures..... | 1221 | | 198.8 | 199.3 | 199.6 | 0.2 | 0.2 |
| Wood office furniture and store fixtures..... | 1221-01 | | 198.8 | 199.3 | 199.6 | 0.2 | 0.2 |
| Wood office seating..... | 1221-0112 | 06/85 | 176.5 | 179.0 | 180.3 | 3.5 | 0.7 |
| Wood office desks and extensions..... | 1221-0113 | 06/85 | 199.2 | 197.7 | 199.5 | 1.4 | 0.9 |
| Wood office storage units, files and tables..... | 1221-0114 | 06/85 | 202.6 | 206.1 | 205.6 | 2.8 | -0.2 |
| Other wood office furniture..... | 1221-0116 | 06/85 | 177.0 | 177.0 | 177.0 | 0.0 | 0.0 |
| Nonwood furniture and store fixtures..... | 1222 | | 191.5 | 190.6 | 193.6 | 1.6 | 1.6 |
| Nonwood storage units, files, and tables..... | 1222-02 | | 198.2 | 200.8 | 204.2 | 3.5 | 1.7 |
| Nonwood storage units, files, and tables..... | 1222-0202 | 06/95 | 142.4 | 144.2 | 146.7 | 3.5 | 1.7 |
| Nonwood commercial furniture..... | 1222-03 | | 197.8 | 194.0 | 198.6 | 2.7 | 2.4 |
| Nonwood commercial desks and extensions..... | 1222-0321 | | 209.8 | 209.8 | 209.8 | 0.0 | 0.0 |
| Nonwood office seating..... | 1222-0325 | | 197.3 | 190.1 | 198.0 | 4.2 | 4.2 |
| Other nonwood office furniture..... | 1222-0326 | 06/95 | 126.4 | 125.8 | 127.0 | 1.5 | 1.0 |
| Partitions and fixtures..... | 1222-04 | 12/83 | 172.7 | 172.8 | 173.9 | -0.5 | 0.6 |
| Shelving and lockers..... | 1222-0405 | 12/83 | 173.2 | 173.4 | 176.6 | 0.6 | 1.8 |
| Storage racks and accessories..... | 1222-0407 | 12/83 | 165.3 | 165.1 | 165.1 | -2.9 | 0.0 |
| Fixtures for stores, banks, offices, &..... | 1222-0409 | 12/83 | 165.9 | 166.1 | 166.0 | -1.0 | -0.1 |
| Public building furniture..... | 1223 | 12/84 | 183.8 | 183.1 | 183.6 | 0.3 | 0.3 |
| Public building furniture..... | 1223-01 | 12/84 | 183.8 | 183.1 | 183.6 | 0.3 | 0.3 |
| School furn. exc. stone, concrete, & library furn..... | 1223-0101 | 12/84 | 193.5 | 190.6 | 192.7 | 1.8 | 1.1 |
| Public bldg. & related furn.exc. school &..... | 1223-0102 | 12/84 | 186.8 | 186.8 | 186.8 | -0.2 | 0.0 |
| Commercial furniture and fixtures, n.e.c..... | 1224 | 12/85 | 170.4 | 170.4 | 170.4 | -0.2 | 0.0 |
| Commercial furniture and fixtures n.e.c..... | 1224-01 | 12/85 | 170.4 | 170.4 | 170.4 | -0.2 | 0.0 |
| Commercial furniture and fixtures, n.e.c..... | 1224-0103 | 12/85 | 174.2 | 174.2 | 174.2 | -0.2 | 0.0 |
| Floor coverings..... | 123 | | 170.3 | 170.5 | 169.0 | 0.8 | -0.9 |

See footnotes at end of table.

Table 6. Producer price indexes and percent changes for commodity and service groupings and individual items, not seasonally adjusted — Continued
 [1982=100 unless otherwise indicated]

| Commodity | Commodity code | Other index base | Index | | | Percent change to Apr. 2010 from: | |
|---|----------------|------------------|------------------------|------------------------|------------------------|-----------------------------------|-----------|
| | | | Dec. 2009 ¹ | Mar. 2010 ¹ | Apr. 2010 ¹ | Apr. 2009 | Mar. 2010 |
| Carpets & rugs..... | 1231 | | 166.6 | 166.7 | 165.2 | 0.9 | -0.9 |
| Carpets & rugs..... | 1231-01 | | 169.1 | 169.3 | 167.7 | 0.9 | -0.9 |
| Carpets & rugs..... | 1231-0166 | 06/05 | 116.7 | 116.9 | 115.8 | 1.0 | -0.9 |
| Hard surface floor coverings..... | 1232 | | 197.9 | 197.9 | 197.8 | -0.1 | -0.1 |
| Hard surface floor coverings..... | 1232-01 | | 197.9 | 197.9 | 197.8 | -0.1 | -0.1 |
| Hard surface floor covering, sheet incl vinyl & rubber..... | 1232-0172 | 06/06 | 116.8 | 116.8 | 116.7 | -0.1 | -0.1 |
| Hard surface floor covering, tile incl vinyl & rubber..... | 1232-0173 | 06/06 | 109.9 | 109.9 | 109.9 | 0.0 | 0.0 |
| Household appliances..... | 124 | | 110.6 | 108.5 | 110.6 | -1.1 | 1.9 |
| Major appliances..... | 1241 | | 105.3 | 102.8 | 105.2 | -1.4 | 2.3 |
| Cooking equipment..... | 1241-01 | | 108.1 | 105.1 | 107.7 | -0.8 | 2.5 |
| Electric and microwave household cooking units & parts..... | 1241-0105 | 12/02 | 108.2 | 103.9 | 107.9 | -0.9 | 3.8 |
| Gas household cooking units and related parts and accessories..... | 1241-0139 | 12/02 | 109.5 | 106.5 | 109.4 | -1.1 | 2.7 |
| Other household cooking equipment, (excluding electric & gas), including outdoor equipment..... | 1241-0169 | 12/02 | 121.5 | 120.7 | 120.7 | -0.7 | 0.0 |
| Household laundry equipment and parts..... | 1241-02 | | 102.0 | 100.2 | 103.6 | -1.1 | 3.4 |
| Refrigeration equipment..... | 1241-03 | | 98.0 | 92.9 | 95.6 | -3.3 | 2.9 |
| Household refrigerators, including refrigerator-freezer combinations..... | 1241-0329 | 12/02 | 107.4 | 101.1 | 104.4 | -3.8 | 3.3 |
| Food freezers, complete units, household..... | 1241-0337 | | 131.3 | 131.9 | 131.3 | 0.2 | -0.5 |
| Parts and attachments for household refrigerators and freezers..... | 1241-0339 | 12/02 | 103.5 | — | 103.5 | 0.0 | — |
| Other major appliances..... | 1241-04 | | 118.5 | 120.9 | 120.9 | 1.0 | 0.0 |
| Room air-conditioners..... | 1241-0445 | | 124.4 | — | — | — | — |
| Other household appliances and parts..... | 1241-0452 | 12/00 | 101.1 | 100.8 | 100.7 | -0.2 | -0.1 |
| Household vacuum cleaners, parts, & attach..... | 1243 | | 102.9 | 102.7 | 102.8 | 0.4 | 0.1 |
| Household vacuum cleaners..... | 1243-01 | | 96.5 | 96.4 | 96.4 | 0.4 | 0.0 |
| Upright..... | 1243-0114 | 06/07 | 105.3 | 105.1 | 105.2 | 0.4 | 0.1 |
| Electric housewares and fans..... | 1244 | | 122.7 | 122.4 | 122.9 | -1.3 | 0.4 |
| Small household appliances..... | 1244-01 | | 114.6 | 114.2 | 115.0 | -0.8 | 0.7 |
| Small household appliances..... | 1244-0178 | 06/99 | 108.7 | 108.4 | 109.2 | -0.7 | 0.7 |
| Electric fans..... | 1244-02 | 12/82 | 133.4 | — | — | — | — |
| Electric fans..... | 1244-0228 | 06/99 | 117.6 | — | — | — | — |
| Parts and attachments for small household electrical appliances..... | 1244-03 | 12/82 | 144.7 | 144.7 | 144.7 | 0.0 | 0.0 |
| Parts and attachments for small household electrical appliances..... | 1244-0311 | 12/82 | 144.7 | 144.7 | 144.7 | 0.0 | 0.0 |
| Electric lamps..... | 1245 | | 175.8 | 175.8 | 179.2 | 1.9 | 1.9 |
| Electric lamps..... | 1245-01 | | 175.8 | 175.8 | 179.2 | 1.9 | 1.9 |
| Portable residential fixtures, including parts and accessories... .. | 1245-0135 | 06/98 | 118.5 | 118.5 | 120.8 | 1.9 | 1.9 |
| Home electronic equipment..... | 125 | | 52.8 | 52.9 | 52.9 | -2.2 | 0.0 |
| Speakers and commercial sound equipment..... | 1257 | 12/03 | 107.8 | 108.4 | 108.4 | 0.5 | 0.0 |
| Speakers and commercial sound equipment..... | 1257-07 | 12/03 | 107.8 | 108.4 | 108.4 | 0.5 | 0.0 |
| Speakers and commercial sound equipment..... | 1257-0708 | 12/03 | 107.8 | 108.4 | 108.4 | 0.5 | 0.0 |
| Other home electronic equipment..... | 1258 | 06/04 | 103.7 | 103.7 | 103.7 | 0.1 | 0.0 |
| Consumer audio and video equipment n.e.c..... | 1258-02 | 06/04 | 98.7 | 98.7 | 98.7 | 0.3 | 0.0 |
| Consumer audio and video equipment n.e.c..... | 1258-0299 | 06/04 | 98.7 | 98.7 | 98.7 | 0.3 | 0.0 |
| Other household durable goods..... | 126 | | 178.2 | 179.2 | 179.4 | 0.3 | 0.1 |
| Tableware, kitchenware and other pottery..... | 1261 | | 214.0 | 217.7 | 216.8 | 1.4 | -0.4 |
| Tableware and kitchenware..... | 1261-01 | | 214.0 | 217.7 | 216.7 | 1.4 | -0.5 |
| Vitreous china, porcelain, and earthenware table and kitchenware..... | 1261-0104 | 06/08 | 101.9 | 103.0 | 102.5 | 1.0 | -0.5 |
| All other pottery products..... | 1261-0105 | 06/08 | 100.4 | 102.5 | 102.0 | 1.6 | -0.5 |
| Household glassware..... | 1262 | | 197.8 | 199.1 | 199.1 | -0.1 | 0.0 |
| Pressed and blown consumer glassware..... | 1262-01 | | 197.8 | 199.1 | 199.1 | -0.1 | 0.0 |
| Pressed and blown consumer glassware..... | 1262-0102 | 06/83 | 178.2 | 179.4 | 179.4 | -0.1 | 0.0 |
| Hollowware..... | 1263 | 06/85 | 209.4 | — | 217.3 | 3.8 | — |
| Hollowware..... | 1263-01 | 06/85 | 209.4 | — | 217.3 | 3.8 | — |
| Hollowware..... | 1263-0121 | 12/00 | 131.0 | — | 135.9 | 3.7 | — |
| Household flatware..... | 1264 | | 194.6 | — | 195.9 | 2.1 | — |
| Household flatware..... | 1264-01 | | 194.6 | — | 195.9 | 2.1 | — |
| Household flatware..... | 1264-0121 | 12/00 | 130.8 | — | 131.6 | 2.1 | — |
| Mirrors..... | 1265 | | 167.4 | 166.7 | 167.7 | -0.4 | 0.6 |
| Mirrors..... | 1265-01 | | 167.4 | 166.7 | 167.7 | -0.4 | 0.6 |
| Mirrors made of purchased glass..... | 1265-0104 | 12/04 | 107.8 | 107.4 | 108.0 | -0.5 | 0.6 |

See footnotes at end of table.

Table 6. Producer price indexes and percent changes for commodity and service groupings and individual items, not seasonally adjusted — Continued
 [1982=100 unless otherwise indicated]

| Commodity | Commodity code | Other index base | Index | | | Percent change to Apr. 2010 from: | |
|--|----------------|------------------|------------------------|------------------------|------------------------|-----------------------------------|-------------|
| | | | Dec. 2009 ¹ | Mar. 2010 ¹ | Apr. 2010 ¹ | Apr. 2009 | Mar. 2010 |
| Lawn/garden equipment excl. garden tractors..... | 1266 | | 141.8 | 142.1 | 141.9 | -0.8 | -0.1 |
| Consumer riding lawn, garden, and snow equipment..... | 1266-04 | 12/82 | 137.3 | 137.3 | 137.3 | -0.5 | 0.0 |
| Consumer riding lawn, garden, and snow equipment..... | 1266-0404 | 06/03 | 103.6 | 103.6 | 103.6 | -0.5 | 0.0 |
| Parts and attachments for consumer lawn, garden, and snow equipment..... | 1266-05 | 12/82 | 161.7 | 162.5 | 161.1 | -1.2 | -0.9 |
| Parts and attachments for consumer lawn, garden, and snow equipment..... | 1266-0503 | 06/03 | 109.3 | 109.8 | 108.9 | -1.2 | -0.8 |
| Consumer nonriding lawn, garden, and snow equipment..... | 1266-06 | 06/03 | 107.0 | 107.4 | 107.4 | -0.8 | 0.0 |
| Consumer nonriding lawn, garden, and snow equipment..... | 1266-0601 | 06/03 | 107.0 | 107.4 | 107.4 | -0.8 | 0.0 |
| Cutlery, razors and razor blades..... | 1267 | | 212.7 | 216.8 | 216.8 | 2.4 | 0.0 |
| Cutlery, razors and razor blades..... | 1267-01 | | 212.7 | 216.8 | 216.8 | 2.4 | 0.0 |
| Razor blades and razors, except electric..... | 1267-0102 | 12/83 | 218.2 | - | - | - | - |
| Cutlery, scissors, shears, trimmers, and snips..... | 1267-0141 | 12/83 | 191.9 | 191.8 | 191.8 | 1.6 | 0.0 |
| Metal household containers..... | 1268 | | 216.0 | 217.3 | 219.7 | 2.1 | 1.1 |
| Metal household containers..... | 1268-01 | | 216.0 | 217.3 | 219.7 | 2.1 | 1.1 |
| Stamped and spun utensils, aluminum..... | 1268-0101 | | 198.1 | 199.1 | 201.6 | 1.3 | 1.3 |
| Stamped and spun utensils except aluminum..... | 1268-0102 | 06/84 | 208.6 | 209.9 | 211.9 | 3.4 | 1.0 |
| Household durables, n.e.c..... | 1269 | 06/84 | 171.0 | 170.8 | 170.9 | -0.5 | 0.1 |
| Window shades, blinds, and accessories..... | 1269-01 | 06/84 | 171.0 | 170.8 | 170.9 | -0.5 | 0.1 |
| Window shades made from textile fabric & accessories..... | 1269-0101 | 06/84 | 185.1 | 185.1 | 185.3 | 0.9 | 0.1 |
| Venetian blinds..... | 1269-0102 | 06/84 | 149.3 | 149.3 | 149.3 | 0.1 | 0.0 |
| Nonmetallic mineral products..... | 13 | | 200.4 | 201.8 | 201.5 | -1.1 | -0.1 |
| Glass..... | 131 | | 123.8 | 123.7 | 121.7 | -3.6 | -1.6 |
| Flat glass..... | 1311 | | 112.4 | 112.9 | 109.7 | -5.7 | -2.8 |
| Sheet, plate, and float glass..... | 1311-05 | | 92.6 | 93.9 | 87.1 | -11.0 | -7.2 |
| Sheet, plate, and float glass..... | 1311-0511 | 06/83 | 89.3 | 90.5 | 83.9 | -11.1 | -7.3 |
| Specialty glass..... | 1311-07 | | 134.7 | 134.9 | 133.2 | -3.7 | -1.3 |
| Other glass products, nec, made of purchased glass..... | 1311-0721 | 12/04 | 104.4 | 104.6 | 103.3 | -3.6 | -1.2 |
| Other finished glassware..... | 1313 | 06/83 | 146.2 | 143.8 | 146.2 | 2.0 | 1.7 |
| Pressed and blown glassware..... | 1313-01 | 06/83 | 148.5 | 146.1 | 148.5 | 2.1 | 1.6 |
| Other pressed and blown glassware..... | 1313-0112 | 06/83 | 192.0 | 194.6 | 194.6 | 1.4 | 0.0 |
| Machine-made pressed & blown table, kitchen & art glassware..... | 1313-0113 | 12/04 | 102.2 | 102.2 | 102.2 | 1.4 | 0.0 |
| All other machine-made pressed and blown glassware..... | 1313-0114 | 12/04 | 106.8 | 105.7 | 105.6 | -0.8 | -0.1 |
| Handmade pressed and blown glassware, made of purcha..... | 1313-0115 | 12/04 | 106.8 | - | 106.8 | - | - |
| Concrete ingredients and related products..... | 132 | | 233.9 | 234.5 | 233.6 | -2.1 | -0.4 |
| Construction sand/gravel/crushed stone..... | 1321 | | 259.6 | 260.7 | 261.2 | 0.2 | 0.2 |
| Construction sand, gravel, & crushed stone..... | 1321-01 | | 259.6 | 260.7 | 261.2 | 0.2 | 0.2 |
| Construction sand and gravel (run of pit or bank)..... | 1321-0113 | 06/06 | 121.0 | 122.7 | 121.4 | 1.0 | -1.1 |
| Construction sand (washed, screened, or otherwise treated)..... | 1321-0117 | 06/06 | 116.0 | 115.1 | 114.9 | -1.7 | -0.2 |
| Construction gravel (washed, screened, or otherwise treated)..... | 1321-0119 | 06/06 | 117.6 | 116.8 | 118.0 | 0.1 | 1.0 |
| Crushed and broken stone..... | 1321-0121 | | 255.6 | 257.7 | 258.0 | 0.4 | 0.1 |
| Cement..... | 1322 | | 200.9 | 200.8 | 197.4 | -6.7 | -1.7 |
| Cement..... | 1322-01 | | 200.9 | 200.8 | 197.4 | -6.7 | -1.7 |
| Portland and other cements..... | 1322-0161 | 06/89 | 196.6 | 196.5 | 193.2 | -6.7 | -1.7 |
| Concrete products..... | 133 | | 211.4 | 211.3 | 210.2 | -2.2 | -0.5 |
| Concrete block and brick..... | 1331 | | 223.5 | 223.8 | 222.6 | -0.5 | -0.5 |
| Structural block..... | 1331-11 | | 230.3 | 230.1 | 229.8 | -0.1 | -0.1 |
| Structural block..... | 1331-1135 | 12/87 | 188.0 | 187.8 | 187.6 | -0.1 | -0.1 |
| Decorative block..... | 1331-21 | | 201.4 | 203.7 | 198.8 | -1.7 | -2.4 |
| Decorative block..... | 1331-2101 | | 201.4 | 203.7 | 198.8 | -1.7 | -2.4 |
| Concrete brick..... | 1331-31 | | 190.3 | 190.8 | 190.4 | -0.3 | -0.2 |
| Concrete brick..... | 1331-3101 | | 190.3 | 190.8 | 190.4 | -0.3 | -0.2 |
| Paving blocks..... | 1331-41 | | 187.2 | 187.1 | 186.6 | -0.9 | -0.3 |
| Paving blocks..... | 1331-4101 | | 187.2 | 187.1 | 186.6 | -0.9 | -0.3 |
| Concrete pipe..... | 1332 | | 191.3 | 193.9 | 193.9 | -5.3 | 0.0 |
| Concrete pipe..... | 1332-01 | | 191.3 | 193.9 | 193.9 | -5.3 | 0.0 |
| Concrete pipe..... | 1332-0108 | 12/86 | 167.0 | 169.3 | 169.3 | -5.3 | 0.0 |
| Ready-mixed concrete..... | 1333 | | 214.8 | 213.1 | 211.7 | -3.2 | -0.7 |
| Ready-mixed concrete..... | 1333-01 | | 214.8 | 213.1 | 211.7 | -3.2 | -0.7 |
| Ready-mixed concrete..... | 1333-0101 | | 214.8 | 213.1 | 211.7 | -3.2 | -0.7 |
| Precast concrete products..... | 1334 | | 211.8 | 213.2 | 212.9 | 0.9 | -0.1 |
| Precast concrete products..... | 1334-01 | | 211.8 | 213.2 | 212.9 | 0.9 | -0.1 |
| Precast concrete products..... | 1334-0106 | 12/86 | 186.9 | 188.1 | 187.9 | 0.9 | -0.1 |

See footnotes at end of table.

Table 6. Producer price indexes and percent changes for commodity and service groupings and individual items, not seasonally adjusted — Continued
 [1982=100 unless otherwise indicated]

| Commodity | Commodity code | Other index base | Index | | | Percent change to Apr. 2010 from: | |
|---|----------------|------------------|------------------------|------------------------|------------------------|-----------------------------------|-----------|
| | | | Dec. 2009 ¹ | Mar. 2010 ¹ | Apr. 2010 ¹ | Apr. 2009 | Mar. 2010 |
| Prestressed concrete products..... | 1335 | | 182.7 | 190.2 | 189.0 | -0.9 | -0.6 |
| Prestressed concrete products..... | 1335-01 | | 182.7 | 190.2 | 189.0 | -0.9 | -0.6 |
| Prestressed concrete products..... | 1335-0107 | 12/86 | 186.4 | 194.1 | 192.9 | -0.9 | -0.6 |
| Clay construction products ex. refractories..... | 134 | | 179.7 | 178.8 | 178.7 | -0.4 | -0.1 |
| Brick and structural clay tile..... | 1342 | 12/84 | 193.6 | 194.1 | 192.9 | -1.0 | -0.6 |
| Brick, except ceramic, glazed & refractory..... | 1342-01 | 12/84 | 193.4 | 193.9 | 192.5 | -1.1 | -0.7 |
| Building or common brick..... | 1342-0101 | 12/84 | 193.4 | 193.9 | 192.5 | -1.1 | -0.7 |
| Glazed brick struct., hollow & facing tile..... | 1342-02 | 12/84 | 186.6 | 186.9 | 186.9 | 0.2 | 0.0 |
| Glazed brick and other brick (paving, floor, and s..... | 1342-0201 | 12/84 | 186.6 | 186.9 | 186.9 | 0.2 | 0.0 |
| Ceramic floor and wall tile..... | 1344 | | 115.1 | 112.5 | 113.9 | 0.9 | 1.2 |
| Ceramic floor and wall tile..... | 1344-01 | | 115.1 | 112.5 | 113.9 | 0.9 | 1.2 |
| Ceramic floor and wall tile..... | 1344-0131 | | 115.1 | 112.5 | 113.9 | 0.9 | 1.2 |
| Structural clay products, n.e.c..... | 1345 | | 217.1 | 217.1 | 217.1 | 0.1 | 0.0 |
| Structural clay products, n.e.c..... | 1345-01 | | 217.1 | 217.1 | 217.1 | 0.1 | 0.0 |
| Vitrified clay sewer pipe and fittings..... | 1345-0101 | | 198.5 | 198.5 | 198.5 | 0.0 | 0.0 |
| Other structural clay products, n.e.c..... | 1345-0199 | 12/85 | 195.5 | 195.5 | 195.5 | 0.2 | 0.0 |
| Refractories..... | 135 | | 224.2 | 225.0 | 225.4 | 0.0 | 0.2 |
| Clay refractories..... | 1352 | | 259.6 | 259.9 | 259.9 | -0.1 | 0.0 |
| Clay refractories..... | 1352-01 | | 259.6 | 259.9 | 259.9 | -0.1 | 0.0 |
| Clay refractories..... | 1352-0181 | 12/04 | 145.8 | 146.0 | 146.0 | -0.1 | 0.0 |
| Refractories, non clay..... | 1353 | | 195.7 | 197.0 | 197.7 | 0.1 | 0.4 |
| Refractories, non clay..... | 1353-01 | | 195.7 | 197.0 | 197.7 | 0.1 | 0.4 |
| Nonclay refractories..... | 1353-0112 | 12/04 | 128.4 | 129.2 | 129.7 | 0.1 | 0.4 |
| Asphalt felts and coatings..... | 136 | | 217.3 | 220.0 | 219.8 | -3.5 | -0.1 |
| Prep. asphalt & tar roofing & siding prod..... | 1361 | | 214.3 | 215.5 | 214.1 | -5.8 | -0.6 |
| Prepared asphalt and tar roofing and siding products..... | 1361-01 | | 214.3 | 215.5 | 214.1 | -5.8 | -0.6 |
| Other asphalt roofing..... | 1362 | | 217.9 | 228.8 | 236.4 | 11.9 | 3.3 |
| Other asphalt roofing..... | 1362-01 | | 217.9 | 228.8 | 236.4 | 11.9 | 3.3 |
| Roofing asphalts, pitches, coatings, and cement..... | 1362-0121 | 06/84 | 206.4 | 216.8 | 223.9 | 11.9 | 3.3 |
| Gypsum products..... | 137 | | 199.6 | 201.2 | 206.0 | -7.5 | 2.4 |
| Gypsum products..... | 1371 | | 199.6 | 201.2 | 206.0 | -7.5 | 2.4 |
| Gypsum products..... | 1371-01 | | 199.6 | 201.2 | 206.0 | -7.5 | 2.4 |
| Gypsum building plasters, boards and laths..... | 1371-0102 | 12/93 | 141.4 | 140.1 | 147.3 | -8.4 | 5.1 |
| Other gypsum products..... | 1371-0116 | 12/99 | 154.0 | - | 154.9 | -4.7 | - |
| Glass containers..... | 138 | | 178.7 | 179.0 | 180.7 | 0.6 | 0.9 |
| Glass containers..... | 1381 | | 178.7 | 179.0 | 180.7 | 0.6 | 0.9 |
| Glass containers..... | 1381-01 | | 178.7 | 179.0 | 180.7 | 0.6 | 0.9 |
| Glass containers..... | 1381-0104 | 06/95 | 136.7 | 136.9 | 138.2 | 0.6 | 0.9 |
| Other nonmetallic minerals..... | 139 | | 206.0 | 211.1 | 212.2 | 3.4 | 0.5 |
| Insulation materials..... | 1392 | | 142.4 | 146.7 | 145.4 | -0.1 | -0.9 |
| Mineral wool for structural insulation..... | 1392-01 | | 125.0 | 131.0 | 129.1 | -0.4 | -1.5 |
| Other mineral wool for thermal insulation..... | 1392-0105 | 06/07 | 95.3 | 99.8 | 98.4 | -0.4 | -1.4 |
| Min. wool for indus. & equip. insulation..... | 1392-02 | | 157.2 | 156.4 | 156.8 | 0.4 | 0.3 |
| Mineral wool for industrial and equipment..... | 1392-0201 | | 157.2 | 156.4 | 156.8 | 0.4 | 0.3 |
| Paving mixtures and blocks..... | 1394 | | 267.0 | 279.4 | 282.7 | 7.9 | 1.2 |
| Paving mixtures and blocks..... | 1394-01 | | 267.0 | 279.4 | 282.7 | 7.9 | 1.2 |
| Asphalt paving mixtures and blocks..... | 1394-0113 | 12/03 | 188.4 | 197.1 | 199.4 | 7.8 | 1.2 |
| Cut stone and stone products..... | 1395 | 12/84 | 147.6 | 147.7 | 148.6 | 0.3 | 0.6 |
| Cut stone and stone products..... | 1395-01 | 12/84 | 147.6 | 147.7 | 148.6 | 0.3 | 0.6 |
| Dressed dimension and cut granite..... | 1395-0111 | 12/84 | 139.7 | 139.7 | 139.7 | -0.6 | 0.0 |
| Dressed dimension and cut limestone..... | 1395-0121 | 12/84 | 166.7 | 166.7 | 166.7 | 0.0 | 0.0 |
| Dressed dimension marble and other stone..... | 1395-0151 | 12/04 | 100.8 | 101.3 | 104.0 | 3.2 | 2.7 |
| Gaskets, packing, and sealing devices..... | 1398 | 12/85 | 169.0 | 169.8 | 171.5 | 1.1 | 1.0 |
| Gaskets and gasketing material..... | 1398-01 | 12/85 | 191.5 | 193.4 | 193.7 | 0.2 | 0.2 |
| Nonmetallic gaskets and gasketing..... | 1398-0111 | 12/90 | 154.2 | 155.4 | 155.8 | -1.2 | 0.3 |
| Metallic gaskets and machined seals..... | 1398-0112 | 12/90 | 170.6 | 172.8 | 172.8 | 2.6 | 0.0 |
| Packing and sealing..... | 1398-02 | 12/85 | 151.8 | 151.6 | 154.6 | 2.0 | 2.0 |
| Compression packings..... | 1398-0211 | 12/90 | 157.1 | 158.2 | 158.2 | 0.7 | 0.0 |
| Molded packing and sealing devices..... | 1398-0212 | 12/90 | 138.6 | 138.4 | 142.3 | 3.5 | 2.8 |
| Axial mechanical face seals..... | 1398-0213 | 12/90 | 157.8 | 159.1 | - | - | - |
| Rotary oil seals..... | 1398-0214 | 12/90 | 118.4 | 117.3 | 119.0 | -0.8 | 1.4 |
| Nonmetallic minerals and products, n.e.c..... | 1399 | 06/82 | 199.8 | 201.1 | 201.2 | 0.8 | 0.0 |

See footnotes at end of table.

Table 6. Producer price indexes and percent changes for commodity and service groupings and individual items, not seasonally adjusted — Continued
 [1982=100 unless otherwise indicated]

| Commodity | Commodity code | Other index base | Index | | | Percent change to Apr. 2010 from: | |
|--|----------------|------------------|------------------------|------------------------|------------------------|-----------------------------------|------------|
| | | | Dec. 2009 ¹ | Mar. 2010 ¹ | Apr. 2010 ¹ | Apr. 2009 | Mar. 2010 |
| Industrial sand..... | 1399-01 | 06/82 | 238.4 | 239.0 | 239.1 | 0.1 | 0.0 |
| Glass sand..... | 1399-0101 | 06/82 | 259.3 | 259.8 | 259.8 | 0.2 | 0.0 |
| Foundry sand..... | 1399-0111 | 06/82 | 242.5 | 245.0 | 245.0 | 1.4 | 0.0 |
| Other industrial sand..... | 1399-0121 | 06/82 | 206.8 | 207.2 | 207.3 | -0.4 | 0.0 |
| Other nonmetallic minerals, n.e.c..... | 1399-02 | 06/84 | 200.0 | 202.0 | 202.1 | 1.3 | 0.0 |
| Minerals and earths ground or treated..... | 1399-0209 | 06/85 | 200.7 | 201.5 | 202.2 | 1.1 | 0.3 |
| Dimension stone..... | 1399-0211 | 06/85 | 203.5 | 206.6 | 202.8 | 0.2 | -1.8 |
| Clay, excluding kaolin and ball clay..... | 1399-0214 | 06/90 | 155.9 | 157.9 | 157.6 | 0.8 | -0.2 |
| Miscellaneous nonmetallic minerals, n.e.c..... | 1399-0299 | 06/85 | 203.1 | 207.9 | 208.1 | 2.9 | 0.1 |
| Nonmetallic mineral products, n.e.c..... | 1399-03 | 12/85 | 164.4 | 164.6 | 164.6 | 0.0 | 0.0 |
| Transportation equipment..... | 14 | | 163.0 | 163.1 | 163.1 | 0.5 | 0.0 |
| Motor vehicles and equipment..... | 141 | | 137.8 | 137.6 | 137.5 | 0.4 | -0.1 |
| Motor vehicles..... | 1411 | | 140.7 | 140.3 | 140.0 | 0.6 | -0.2 |
| Passenger cars..... | 1411-01 | | 131.2 | 129.0 | 129.5 | -0.7 | 0.4 |
| Passenger cars..... | 1411-0131 | 06/82 | 131.0 | 128.7 | 129.2 | -0.8 | 0.4 |
| Motorcycles..... | 1411-04 | | 178.8 | 178.8 | 178.8 | 0.0 | 0.0 |
| Motorcycles..... | 1411-0401 | | 192.6 | 192.5 | 192.5 | -0.1 | 0.0 |
| Trucks, 14,000 lbs. and under..... | 1411-05 | | 154.1 | 154.9 | 154.0 | 1.3 | -0.6 |
| Trucks, truck tractors & bus chassis 14000..... | 1411-0571 | 12/82 | 148.3 | 149.1 | 148.2 | 1.4 | -0.6 |
| Trucks, over 14,000 lbs. GVW..... | 1411-06 | | 192.8 | 192.9 | 192.9 | 2.2 | 0.0 |
| Heavy duty trucks..... | 1411-0684 | 12/05 | 116.4 | 116.4 | 116.4 | 2.2 | 0.0 |
| Motor vehicle parts..... | 1412 | | 120.9 | 120.8 | 121.0 | 0.1 | 0.2 |
| Motor vehicles parts..... | 1412-05 | 12/03 | 108.4 | 108.2 | 108.5 | 0.2 | 0.3 |
| Gasoline engine and engine parts..... | 1412-0501 | 12/03 | 114.1 | 113.6 | 114.0 | 1.5 | 0.4 |
| Motor vehicle steering and suspension part..... | 1412-0502 | 12/03 | 104.8 | 104.9 | 105.3 | 0.9 | 0.4 |
| Motor vehicle transmission and power train..... | 1412-0503 | 12/03 | 107.1 | 107.9 | 107.8 | -0.4 | -0.1 |
| Motor vehicle brake systems..... | 1412-0504 | 12/03 | 104.5 | 104.7 | 105.6 | -1.4 | 0.9 |
| Filters..... | 1412-0505 | 12/03 | 112.3 | 112.4 | 112.4 | -1.7 | 0.0 |
| Exhaust systems..... | 1412-0506 | 12/03 | 118.6 | 118.2 | 119.6 | 0.4 | 1.2 |
| Other motor vehicle parts..... | 1412-0508 | 12/03 | 106.0 | 105.2 | 105.0 | -0.3 | -0.2 |
| Motorcycle parts..... | 1412-0509 | 12/03 | 106.1 | 106.2 | 106.2 | 0.0 | 0.0 |
| Vehicle seating and interior trim..... | 1412-0511 | 06/04 | 100.9 | 100.2 | 100.3 | -1.4 | 0.1 |
| Automobile trimmings..... | 1412-05111 | 06/09 | 98.6 | 97.5 | 97.5 | - | 0.0 |
| Seats for public conveyance and aircraft..... | 1412-05113 | 06/09 | 99.2 | 98.7 | 98.8 | - | 0.1 |
| Truck and bus bodies..... | 1413 | 12/82 | 215.1 | 215.9 | 216.8 | 0.6 | 0.4 |
| Truck and bus bodies sold separately..... | 1413-01 | 12/82 | 219.2 | 219.4 | 219.6 | -0.7 | 0.1 |
| Bus bodies and truck cabs, sold separately..... | 1413-0121 | 12/08 | 99.3 | 99.3 | 99.0 | -0.6 | -0.3 |
| Van bodies, sold separately..... | 1413-0141 | 12/08 | 99.3 | 99.3 | 99.3 | -0.2 | 0.0 |
| Other truck and vehicle bodies, sold separately..... | 1413-015 | 12/08 | 97.7 | 97.8 | 98.3 | -0.8 | 0.5 |
| Dump truck bodies, sold separately..... | 1413-0151 | 12/08 | 96.4 | 95.4 | 96.4 | 1.0 | 1.0 |
| All other truck and vehicle bodies, sold separately..... | 1413-0152 | 12/08 | 97.9 | 98.2 | 98.5 | -1.1 | 0.3 |
| Complete vehicles on purchased chassis..... | 1413-02 | 12/82 | 209.6 | 211.3 | 213.1 | 2.3 | 0.9 |
| Buses and firefighting vehicles, complete, produced on purchased chassis..... | 1413-027 | 12/08 | 101.9 | 102.4 | 103.4 | 3.2 | 1.0 |
| Buses, complete, produced on purchased chassis..... | 1413-0271 | 12/08 | 102.1 | 102.5 | 104.5 | - | 2.0 |
| Other trucks and vehicles, complete, produced on purchased chassis..... | 1413-029 | 12/08 | 96.0 | 97.1 | 97.7 | 1.2 | 0.6 |
| All other trucks and vehicles, complete, produced on purchased chassis, including upfitting..... | 1413-0293 | 12/08 | 96.0 | 97.1 | 97.7 | 1.2 | 0.6 |
| Truck trailers..... | 1414 | | 178.1 | 181.1 | 181.6 | 2.7 | 0.3 |
| Truck trailers..... | 1414-06 | 12/86 | 172.7 | 175.6 | 176.1 | 2.7 | 0.3 |
| Truck trailers..... | 1414-0601 | 12/86 | 172.7 | 175.6 | 176.1 | 2.7 | 0.3 |
| Motor homes built on purchased chassis..... | 1415 | 06/84 | 167.9 | 167.6 | 167.9 | -4.8 | 0.2 |
| Motor homes, built on purchased chassis..... | 1415-01 | 06/84 | 167.9 | 167.6 | 167.9 | -4.8 | 0.2 |
| Motor homes built on purchased chassis..... | 1415-0101 | 06/84 | 167.9 | 167.6 | 167.9 | -4.8 | 0.2 |
| Travel trailers and campers..... | 1416 | 06/84 | 169.8 | 170.6 | 170.4 | 0.6 | -0.1 |
| Travel trailers..... | 1416-01 | 06/84 | 164.0 | 164.9 | 164.6 | 0.6 | -0.2 |
| Travel trailers (with rigid structures)..... | 1416-0101 | 06/84 | 164.0 | 164.9 | 164.6 | 0.6 | -0.2 |
| Campers, pickup covers and parts..... | 1416-02 | 06/84 | 185.2 | 185.7 | 185.7 | 0.7 | 0.0 |
| Camping trailers, truck campers, pickup co..... | 1416-0201 | 06/84 | 185.2 | 185.7 | 185.7 | 0.7 | 0.0 |
| Aircraft and aircraft equipment..... | 142 | | 236.6 | 238.4 | 238.5 | 0.6 | 0.0 |
| Aircraft..... | 1421 | | 259.4 | 260.6 | 260.8 | -0.1 | 0.1 |
| Civilian aircraft..... | 1421-02 | 12/85 | 234.8 | 235.8 | 236.0 | -0.1 | 0.1 |
| Complete civilian aircraft..... | 1421-0206 | 12/03 | 127.1 | 127.7 | 127.8 | -0.2 | 0.1 |
| Aircraft engines and engine parts..... | 1423 | 12/85 | 193.0 | 197.4 | 197.1 | 2.1 | -0.2 |
| Aircraft engines and engine parts..... | 1423-01 | 12/85 | 193.0 | 197.4 | 197.1 | 2.1 | -0.2 |

See footnotes at end of table.

Table 6. Producer price indexes and percent changes for commodity and service groupings and individual items, not seasonally adjusted — Continued
 [1982=100 unless otherwise indicated]

| Commodity | Commodity code | Other index base | Index | | | Percent change to Apr. 2010 from: | |
|--|----------------|------------------|------------------------|------------------------|------------------------|-----------------------------------|------------|
| | | | Dec. 2009 ¹ | Mar. 2010 ¹ | Apr. 2010 ¹ | Apr. 2009 | Mar. 2010 |
| Aircraft engines and engine parts..... | 1423-0101 | 12/85 | 193.0 | 197.4 | 197.1 | 2.1 | -0.2 |
| Aircraft parts and auxiliary equipment, nec..... | 1425 | 06/85 | 168.6 | 168.6 | 168.8 | 1.3 | 0.1 |
| Other aircraft parts and equipment..... | 1425-01 | 06/85 | 168.6 | 168.6 | 168.8 | 1.3 | 0.1 |
| Other aircraft parts and equipment..... | 1425-0101 | 06/85 | 168.6 | 168.6 | 168.8 | 1.3 | 0.1 |
| Ships and boats..... | 143 | | 230.4 | 229.9 | 232.2 | 2.0 | 1.0 |
| Ships..... | 1431 | 12/85 | 211.8 | 211.1 | 214.5 | 2.3 | 1.6 |
| Self propelled ships, new, U.S. military..... | 1431-02 | 06/96 | 143.7 | 142.8 | 144.0 | 1.8 | 0.8 |
| Self-propelled ships, new, U.S. military..... | 1431-0201 | 06/96 | 143.7 | 142.8 | 144.0 | 1.8 | 0.8 |
| Self propelled ships, new, nonmilitary..... | 1431-03 | 06/96 | 187.9 | 188.0 | 194.6 | 6.3 | 3.5 |
| Self-propelled ships, nonmilitary..... | 1431-0301 | 12/85 | 286.9 | 286.9 | 297.1 | 6.3 | 3.6 |
| Nonpropelled ships, U.S. military & nonmil..... | 1431-04 | 06/96 | 140.1 | 140.4 | 142.4 | -4.7 | 1.4 |
| Nonpropelled ships, new, U.S. military and..... | 1431-0401 | 06/96 | 140.1 | 140.4 | 142.4 | -4.7 | 1.4 |
| Boats..... | 1432 | | 219.9 | 220.0 | 219.5 | 1.3 | -0.2 |
| Outboard motorboats..... | 1432-01 | | 229.0 | 224.6 | 224.6 | -0.2 | 0.0 |
| Outboard motorboats, incl. commercial and..... | 1432-0106 | 12/03 | 123.6 | 121.2 | 121.2 | -0.2 | 0.0 |
| Inboard motorboats, incl. i.-o. houseboats..... | 1432-02 | | 227.4 | 231.9 | 231.3 | 1.8 | -0.3 |
| Inboard motorboats, incl. commercial and m..... | 1432-0205 | 12/03 | 119.3 | 121.7 | 121.4 | 1.8 | -0.2 |
| Inboard-outdrive boats, except houseboats..... | 1432-03 | | 209.5 | 210.9 | 209.5 | 2.8 | -0.7 |
| Inboard-outdrive boats, inc. commercial an..... | 1432-0308 | 12/03 | 121.4 | 122.2 | 121.4 | 2.8 | -0.7 |
| All other boats..... | 1432-04 | | 197.4 | 197.4 | 197.2 | 3.9 | -0.1 |
| All other boats, nec..... | 1432-0406 | 12/03 | 111.8 | 111.8 | 111.7 | 3.9 | -0.1 |
| Railroad equipment..... | 144 | | 184.4 | 185.0 | 184.5 | 0.8 | -0.3 |
| Locomotives and parts..... | 1441 | | 163.6 | 163.9 | 163.9 | -0.9 | 0.0 |
| Locomotives and locomotive parts..... | 1441-04 | 12/01 | 126.4 | 126.6 | 126.6 | -0.9 | 0.0 |
| Locomotives, new and rebuilt, including parts..... | 1441-0402 | 12/01 | 126.4 | 126.6 | 126.6 | -0.9 | 0.0 |
| Railroad cars and car parts..... | 1442 | | 199.3 | 200.2 | 199.2 | 1.6 | -0.5 |
| Railway maintenance of way equipment & parts, railcar parts, & other railway vehicles..... | 1442-03 | | 163.3 | 162.5 | 161.9 | -2.2 | -0.4 |
| Air brake and other brake equipment..... | 1442-0303 | 12/03 | 102.5 | 100.6 | 95.8 | -20.3 | -4.8 |
| All other railroad and streetcar equipment, parts and accessories, incl. truck assemblies..... | 1442-0304 | 12/03 | 119.9 | 119.5 | 119.6 | -0.1 | 0.1 |
| Railroad cars..... | 1442-04 | 12/01 | 155.3 | - | 155.5 | 2.7 | - |
| Railroad cars..... | 1442-0402 | 12/01 | 155.3 | - | 155.5 | 2.7 | - |
| Passenger and freight train cars, new (excl. parts)..... | 1442-040201 | 06/09 | 99.6 | - | 100.0 | - | - |
| Transportation equipment, n.e.c..... | 149 | 06/85 | 153.7 | 154.1 | 154.3 | 0.7 | 0.1 |
| Transportation equipment, n.e.c..... | 1491 | 06/85 | 153.7 | 154.1 | 154.3 | 0.7 | 0.1 |
| Transportation equipment, n.e.c..... | 1491-11 | 06/85 | 153.7 | 154.1 | 154.3 | 0.7 | 0.1 |
| Automobile and light truck trailers..... | 1491-1104 | 12/92 | 153.4 | 155.3 | 155.9 | -0.1 | 0.4 |
| All other miscellaneous transportation equipment, including all-terrain vehicles..... | 1491-1105 | 06/85 | 137.3 | 137.4 | 137.4 | 0.6 | 0.0 |
| Miscellaneous products..... | 15 | | 218.3 | 219.5 | 219.9 | 0.9 | 0.2 |
| Toys, sporting goods, small arms, etc..... | 151 | | 148.4 | 149.2 | 150.0 | 0.8 | 0.5 |
| Toys, games, and children's vehicles..... | 1511 | | 143.4 | 140.9 | 141.6 | -1.2 | 0.5 |
| Toys, games, and children's vehicles..... | 1511-01 | | 143.4 | 140.9 | 141.6 | -1.2 | 0.5 |
| Nonelectronic games and puzzles (excl. toys) and electronic toys (incl. parts)..... | 1511-0152 | 06/85 | 141.3 | 141.2 | 141.3 | -0.1 | 0.1 |
| Baby carriages and children's vehicles, excl. bicycles w/pneumatic tires..... | 1511-0153 | 06/85 | - | 109.8 | - | - | - |
| Other nonelectronic toys, including parts..... | 1511-0154 | 06/85 | 128.6 | - | - | - | - |
| Models (operating & static), craft & scienc kits/supply, & collectors' miniatures..... | 1511-0155 | 06/85 | 175.3 | 175.5 | 179.9 | 4.3 | 2.5 |
| Sporting and athletic goods..... | 1512 | | 132.3 | 134.0 | 134.6 | 1.5 | 0.4 |
| Sporting and athletic goods..... | 1512-01 | | 132.3 | 134.0 | 134.6 | 1.5 | 0.4 |
| Fishing tackle and equipment..... | 1512-0103 | 12/85 | 185.4 | 185.4 | 185.4 | -10.0 | 0.0 |
| Golf equipment, excluding apparel and shoes..... | 1512-0127 | 12/85 | 101.5 | 109.2 | 109.2 | -0.5 | 0.0 |
| Bicycles, adult tricycles, unicycles and parts..... | 1512-0182 | 12/84 | 124.6 | 124.6 | 124.6 | 0.4 | 0.0 |
| Playground equipment..... | 1512-0185 | 12/98 | 161.8 | 162.3 | 167.5 | 9.1 | 3.2 |
| Gymnasium and exercise equipment..... | 1512-0192 | 12/98 | 115.2 | 115.6 | 115.6 | 0.4 | 0.0 |
| Other sporting and athletic goods..... | 1512-0193 | 12/85 | 137.4 | 136.1 | 136.4 | 4.0 | 0.2 |
| Small arms and ammunition..... | 1513 | | 240.8 | 243.3 | 245.5 | 1.4 | 0.9 |
| Small arms..... | 1513-01 | | 230.4 | 233.3 | 233.3 | -0.6 | 0.0 |
| Small arms, 30mm & under or 1.18 in & under..... | 1513-0125 | 12/04 | 109.6 | 110.9 | 110.9 | -0.6 | 0.0 |
| Small arms ammunition..... | 1513-02 | | 250.0 | 254.4 | 260.7 | 5.4 | 2.5 |
| Small arms ammunition..... | 1513-0281 | 06/02 | 173.5 | 176.6 | 180.9 | 5.4 | 2.4 |
| Components for small arms ammunition..... | 1513-03 | 06/85 | 205.7 | 204.5 | 206.7 | 0.8 | 1.1 |
| Ammunition components..... | 1513-0301 | 06/85 | 211.9 | 210.6 | 217.4 | 4.9 | 3.2 |

See footnotes at end of table.

Table 6. Producer price indexes and percent changes for commodity and service groupings and individual items, not seasonally adjusted — Continued
 [1982=100 unless otherwise indicated]

| Commodity | Commodity code | Other index base | Index | | | Percent change to Apr. 2010 from: | |
|---|----------------|------------------|------------------------|------------------------|------------------------|-----------------------------------|-----------|
| | | | Dec. 2009 ¹ | Mar. 2010 ¹ | Apr. 2010 ¹ | Apr. 2009 | Mar. 2010 |
| All other small arms ammunition products..... | 1513-0308 | 06/02 | 143.3 | 142.5 | 143.0 | -0.6 | 0.4 |
| Tobacco products, incl. stemmed & redried..... | 152 | | 552.3 | 556.8 | 556.8 | 3.6 | 0.0 |
| Cigarettes..... | 1521 | | 668.2 | 673.8 | 673.8 | 3.8 | 0.0 |
| Cigarettes..... | 1521-01 | | 668.2 | 673.8 | 673.8 | 3.8 | 0.0 |
| Cigarettes..... | 1521-0105 | 12/04 | 128.4 | 129.5 | 129.5 | 3.8 | 0.0 |
| Stemmed and redried tobacco..... | 1524 | 06/84 | 102.1 | 102.1 | 102.1 | 0.1 | 0.0 |
| Stemmed and redried tobacco..... | 1524-02 | 06/84 | 100.7 | 100.7 | 100.7 | 0.0 | 0.0 |
| Stemmed and redried tobacco..... | 1524-0208 | 06/99 | 110.5 | 110.5 | 110.5 | 0.1 | 0.0 |
| Other tobacco products..... | 1525 | 12/05 | 112.6 | 113.4 | 113.4 | 2.4 | 0.0 |
| Other tobacco products..... | 1525-01 | 12/05 | 112.6 | 113.4 | 113.4 | 2.4 | 0.0 |
| Other tobacco products..... | 1525-0101 | 12/05 | 112.6 | 113.4 | 113.4 | 2.4 | 0.0 |
| Notions..... | 153 | | 172.0 | 174.6 | 174.3 | 1.2 | -0.2 |
| Buttons, button blanks, and parts..... | 1531 | | 182.1 | - | - | - | - |
| Buttons, button blanks, and parts..... | 1531-01 | | 182.1 | - | - | - | - |
| Buttons, button blanks and parts..... | 1531-0121 | 12/85 | 177.1 | - | - | - | - |
| Needles, pins, and fasteners..... | 1532 | | 167.4 | 170.8 | 170.4 | 2.0 | -0.2 |
| Needles, pins, and fasteners..... | 1532-01 | | 167.4 | 170.8 | 170.4 | 2.0 | -0.2 |
| Zippers and slide fasteners..... | 1532-0102 | 12/85 | 174.8 | - | - | - | - |
| Needles, pins, non-slide fasteners & similar notions..... | 1532-0103 | 12/85 | 151.7 | 155.6 | 155.0 | 2.6 | -0.4 |
| Photographic equipment and supplies..... | 154 | | 111.1 | 111.1 | 111.1 | -4.4 | 0.0 |
| Photographic equipment..... | 1541 | | 81.2 | 81.1 | 80.9 | -1.2 | -0.2 |
| Photographic equipment..... | 1541-07 | 12/83 | 99.5 | 99.3 | 99.1 | -1.2 | -0.2 |
| Photographic equipment..... | 1541-0701 | 12/83 | 99.5 | 99.3 | 99.1 | -1.2 | -0.2 |
| Photographic supplies..... | 1542 | | 124.5 | 124.6 | 124.6 | -5.2 | 0.0 |
| Photographic supplies, except x-ray..... | 1542-06 | 12/83 | 122.3 | 122.3 | 122.4 | -5.1 | 0.1 |
| Photographic supplies, except x-ray..... | 1542-0601 | 12/83 | 122.3 | 122.3 | 122.4 | -5.1 | 0.1 |
| Mobile homes..... | 155 | | 223.5 | 224.7 | 226.1 | 1.8 | 0.6 |
| Mobile homes, residential, single wide..... | 1552 | | 229.4 | 222.7 | 235.3 | 5.3 | 5.7 |
| Mobile homes, residential, single wide..... | 1552-03 | 12/86 | 223.7 | 217.1 | 229.4 | 5.3 | 5.7 |
| Mobile homes, residential, single wide..... | 1552-0301 | 12/86 | 223.7 | 217.1 | 229.4 | 5.3 | 5.7 |
| Mobile homes, residential, double wide..... | 1553 | | 228.2 | 231.1 | 230.6 | 1.1 | -0.2 |
| Mobile homes, residential, multi-section..... | 1553-03 | 12/86 | 213.8 | 216.5 | 216.0 | 1.1 | -0.2 |
| Mobile homes, residential, multi-section..... | 1553-0301 | 12/86 | 213.8 | 216.5 | 216.0 | 1.1 | -0.2 |
| Medical, surgical & personal aid devices..... | 156 | | 167.8 | 167.4 | 167.6 | 0.1 | 0.1 |
| Surgical & medical instruments and equipment..... | 1562 | 06/82 | 136.5 | 137.1 | 136.5 | -0.1 | -0.4 |
| Surgical & medical instruments and equipment..... | 1562-01 | 06/82 | 136.5 | 137.1 | 136.5 | -0.1 | -0.4 |
| Surgical & medical instruments and equipment..... | 1562-0103 | 06/05 | 101.1 | 101.5 | 101.1 | -0.1 | -0.4 |
| Surgical appliances and supplies..... | 1563 | 06/83 | 197.5 | 194.2 | 195.5 | -0.8 | 0.7 |
| Surgical appliances..... | 1563-01 | 06/83 | 197.5 | 194.2 | 195.5 | -0.8 | 0.7 |
| Ophthalmic goods..... | 1564 | 12/83 | 132.1 | 134.8 | 134.9 | 2.0 | 0.1 |
| Ophthalmic goods..... | 1564-01 | 12/83 | 132.1 | 134.8 | 134.9 | 2.0 | 0.1 |
| Plastic ophthalmic focus lenses..... | 1564-0103 | 12/83 | 108.8 | 106.9 | 107.7 | -1.2 | 0.7 |
| Contact lenses..... | 1564-0104 | 12/83 | 109.2 | 111.3 | 111.3 | 1.9 | 0.0 |
| Other ophthalmic goods..... | 1564-0106 | 06/07 | 102.6 | 106.5 | 106.4 | 3.6 | -0.1 |
| Dental equipment and supplies..... | 1565 | 06/85 | 228.2 | 233.1 | 234.0 | 4.3 | 0.4 |
| Dental equipment and supplies..... | 1565-01 | 06/85 | 228.2 | 233.1 | 234.0 | 4.3 | 0.4 |
| Dental equipment and supplies..... | 1565-0107 | 12/05 | 116.7 | 119.2 | 119.6 | 4.2 | 0.3 |
| Industrial safety equipment..... | 157 | | 235.0 | 236.4 | 236.8 | 2.6 | 0.2 |
| Industrial safety equipment..... | 1571 | | 235.0 | 236.4 | 236.8 | 2.6 | 0.2 |
| Other industrial safety equipment..... | 1571-08 | 06/04 | 110.1 | 110.7 | 110.9 | 2.7 | 0.2 |
| Other industrial safety equipment..... | 1571-0802 | 06/04 | 110.1 | 110.7 | 110.9 | 2.7 | 0.2 |
| Other miscellaneous products..... | 159 | | 163.4 | 165.5 | 166.0 | 3.6 | 0.3 |
| Caskets..... | 1591 | | 290.2 | 290.2 | 290.2 | 3.5 | 0.0 |
| Burial caskets..... | 1591-01 | | 290.2 | 290.2 | 290.2 | 3.5 | 0.0 |
| Burial caskets..... | 1591-0109 | 12/04 | 133.0 | 133.0 | 133.0 | 3.5 | 0.0 |
| Musical instruments..... | 1593 | | 198.5 | 199.0 | 200.5 | 0.4 | 0.8 |
| Musical instruments..... | 1593-01 | | 198.5 | 199.0 | 200.5 | 0.4 | 0.8 |
| Nonelectronic pianos, organs, and nonelectronic piano and organ parts, excluding benches..... | 1593-0113 | 12/09 | 100.0 | 100.0 | 103.2 | - | 3.2 |
| Other musical instruments and parts..... | 1593-0117 | 06/85 | 190.9 | 191.5 | 191.7 | -0.9 | 0.1 |

See footnotes at end of table.

Table 6. Producer price indexes and percent changes for commodity and service groupings and individual items, not seasonally adjusted — Continued
 [1982=100 unless otherwise indicated]

| Commodity | Commodity code | Other index base | Index | | | Percent change to Apr. 2010 from: | |
|--|----------------|------------------|------------------------|------------------------|------------------------|-----------------------------------|------------|
| | | | Dec. 2009 ¹ | Mar. 2010 ¹ | Apr. 2010 ¹ | Apr. 2009 | Mar. 2010 |
| Other electronic musical instruments, excluding electronic organs..... | 1593-01171 | 12/09 | 100.0 | 101.4 | 100.7 | — | -0.7 |
| Other nonelectronic musical instruments..... | 1593-01172 | 12/09 | 100.0 | 100.4 | 100.6 | — | 0.2 |
| Other musical instrument parts & accessories, sold separately, excl. benches & instrument cases..... | 1593-01173 | 12/09 | 100.0 | 99.5 | 99.8 | — | 0.3 |
| Jewelry and jewelry products..... | 1594 | | 169.7 | 179.3 | 176.6 | 10.0 | -1.5 |
| Jewelry, platinum and karat gold..... | 1594-02 | | 177.6 | 188.6 | 186.8 | 11.5 | -1.0 |
| Rings, complete..... | 1594-021 | 06/09 | 101.3 | 103.7 | 105.3 | — | 1.5 |
| Complete wedding rings made of gold & plat., ex. gold & plat. clad or silver plated..... | 1594-0212 | 06/09 | 100.0 | 102.9 | 106.3 | — | 3.3 |
| Other complete rings made of gold & plat., ex. gold & plat. clad or plated silver..... | 1594-0213 | 06/09 | 102.5 | 104.4 | 104.5 | — | 0.1 |
| Women's & children's jewelry made of gold & plat., ex. gold & plat. clad..... | 1594-0241 | 06/09 | 109.8 | 122.0 | 118.7 | — | -2.7 |
| Other jewelry made of gold & plat., ex. gold & plat. clad or plated silver..... | 1594-0251 | 06/09 | 105.2 | 108.6 | 107.0 | — | -1.5 |
| Costume jewelry and novelties..... | 1594-04 | | 156.3 | 159.0 | 158.1 | -0.9 | -0.6 |
| Costume jewelry and costume novelties..... | 1594-0415 | 12/03 | 107.5 | 109.3 | 108.7 | -0.9 | -0.5 |
| Other precious metal jewelry..... | 1594-07 | 06/07 | 105.3 | 118.2 | 109.5 | 6.0 | -7.4 |
| Jewelry made of silver (incl. gold & plat. clad or plated silver) excl. silver clad..... | 1594-0702 | 06/09 | — | 101.7 | 101.5 | — | -0.2 |
| Other jewelry, except costume..... | 1594-0703 | 06/09 | — | 125.0 | 107.1 | — | -14.3 |
| Jewelers' findings and materials, including lapidary work..... | 1594-08 | 12/08 | 121.3 | 121.4 | 123.9 | 14.9 | 2.1 |
| Jeweler's findings and materials made of precious metal, excl. plated..... | 1594-0811 | 12/08 | 132.1 | 132.3 | 136.1 | 21.7 | 2.9 |
| Pens, pencils, and marking devices..... | 1595 | | 168.9 | 168.4 | 168.2 | -0.1 | -0.1 |
| Pens, markers, mechanical pencils, and parts..... | 1595-02 | 12/85 | 169.5 | 169.0 | 169.2 | -0.1 | 0.1 |
| Ball point pens, including roller pens..... | 1595-0201 | | 155.8 | 155.9 | 155.9 | -1.6 | 0.0 |
| Markers, fine point and broad tipped..... | 1595-0208 | 06/93 | 137.5 | 136.8 | 136.8 | 1.8 | 0.0 |
| Other pens, mechanical pencils, and parts..... | 1595-0209 | 06/93 | 192.5 | 191.2 | 192.1 | -0.6 | 0.5 |
| Lead pencils and art goods..... | 1595-03 | 12/85 | — | 150.5 | 149.9 | -0.7 | -0.4 |
| Artists' equipment and supplies..... | 1595-0303 | 12/85 | 176.5 | 175.3 | 174.5 | -0.5 | -0.5 |
| Blackboards..... | 1595-0306 | 06/04 | 98.8 | 99.1 | 98.8 | 0.0 | -0.3 |
| Marking devices..... | 1595-04 | 12/85 | 154.8 | 155.0 | 155.0 | 0.8 | 0.0 |
| Marking devices..... | 1595-0406 | 12/05 | 108.5 | 108.7 | 108.7 | 0.8 | 0.0 |
| Watches, clocks, watchcases, & parts..... | 1596 | | 141.3 | 141.6 | 142.7 | 2.4 | 0.8 |
| Watches, clocks, watchcases, and parts..... | 1596-03 | 06/01 | 116.0 | 116.2 | 117.1 | 2.4 | 0.8 |
| Watches, clocks, watchcases, and parts..... | 1596-0313 | 06/04 | 108.8 | 109.0 | 109.8 | 2.3 | 0.7 |
| Brooms and brushes..... | 1597 | | 178.3 | 179.4 | 179.4 | 1.6 | 0.0 |
| Brooms and brushes..... | 1597-05 | 12/85 | 170.7 | 171.7 | 171.8 | 1.7 | 0.1 |
| Brooms..... | 1597-0501 | 12/85 | 184.1 | 185.4 | 185.4 | 1.2 | 0.0 |
| Paint and varnish brushes and rollers..... | 1597-0502 | 12/85 | 157.4 | 157.6 | 157.6 | 0.9 | 0.0 |
| Other brushes, excl. paint and varnish brushes..... | 1597-0503 | 12/85 | 174.3 | 175.8 | 175.9 | 2.4 | 0.1 |
| Miscellaneous products, n.e.c..... | 159A | 12/85 | 157.9 | 159.0 | 160.7 | 3.6 | 1.1 |
| Candles..... | 159A-01 | 12/85 | 168.3 | 167.9 | 167.9 | 7.4 | 0.0 |
| Candles..... | 159A-0101 | 12/85 | 168.3 | 167.9 | 167.9 | 7.4 | 0.0 |
| Feathers, plumes & artificial trees and flowers..... | 159A-03 | 12/85 | 159.2 | — | — | — | — |
| Feathers, plumes, and artificial trees and flowers..... | 159A-0303 | 12/98 | 117.1 | — | — | — | — |
| Signs and advertising displays..... | 159A-04 | 12/85 | 155.3 | 155.5 | 156.0 | -0.1 | 0.3 |
| Non-electric signs..... | 159A-0402 | 12/85 | 168.2 | 169.8 | 170.9 | 0.4 | 0.6 |
| Advertising specialties..... | 159A-0403 | 12/85 | 138.2 | 136.9 | 136.9 | -0.9 | 0.0 |
| Electric signs..... | 159A-041 | 12/85 | 152.5 | 152.1 | 152.1 | -0.4 | 0.0 |
| Luminous tubing electric signs..... | 159A-0411 | 12/08 | 94.2 | 94.7 | 94.6 | 3.7 | -0.1 |
| Fluorescent lamp electric signs..... | 159A-0412 | 12/08 | 95.5 | 93.8 | 94.1 | -0.8 | 0.3 |
| Incandescent bulb electric signs..... | 159A-0413 | 12/08 | 96.8 | 96.9 | 96.9 | -2.7 | 0.0 |
| Other miscellaneous products, n.e.c..... | 159A-09 | 12/85 | 161.3 | 163.4 | 166.3 | 6.3 | 1.8 |
| Other miscellaneous products, n.e.c..... | 159A-0901 | 12/85 | 153.9 | 154.2 | 154.2 | 0.1 | 0.0 |
| Fire extinguishers..... | 159A-09011 | | — | 244.4 | 246.6 | — | 0.9 |
| Other recyclable materials..... | 159A-0902 | 12/86 | 189.5 | 196.3 | 206.4 | 19.4 | 5.1 |
| Prerecorded cd/tape/record producing..... | 159C | 12/03 | 94.4 | 91.6 | 91.6 | -4.4 | 0.0 |
| Prerecorded audio and video media reproduction..... | 159C-01 | 12/03 | 94.4 | 91.6 | — | — | — |
| Reproduction of audio discs and video media..... | 159C-0101 | 12/03 | 95.4 | 92.3 | 92.3 | -4.8 | 0.0 |
| All other reproduction of audio recording media, including audio tapes..... | 159C-0106 | 12/03 | 90.2 | 90.2 | — | — | — |
| Services² | | | | | | | |
| Transportation services..... | 30 | 06/09 | 102.5 | 104.6 | 105.4 | — | 0.8 |
| Transportation of freight and mail..... | 301 | 06/09 | 101.5 | 103.4 | 103.8 | — | 0.4 |
| Rail transportation of freight and mail..... | 3011 | 12/08 | 98.1 | 99.1 | 99.1 | 4.5 | 0.0 |

See footnotes at end of table.

Table 6. Producer price indexes and percent changes for commodity and service groupings and individual items, not seasonally adjusted — Continued
 [1982=100 unless otherwise indicated]

| Commodity | Commodity code | Other index base | Index | | | Percent change to Apr. 2010 from: | |
|--|----------------|------------------|------------------------|------------------------|------------------------|-----------------------------------|------------|
| | | | Dec. 2009 ¹ | Mar. 2010 ¹ | Apr. 2010 ¹ | Apr. 2009 | Mar. 2010 |
| Rail transportation of freight and mail..... | 3011-01 | 12/08 | 98.1 | 99.1 | 99.1 | 4.5 | 0.0 |
| Rail transportation of freight and mail..... | 3011-0101 | 12/08 | 98.1 | 99.1 | 99.1 | 4.5 | 0.0 |
| Truck transportation of freight..... | 3012 | 06/09 | 100.2 | 100.6 | 101.6 | — | 1.0 |
| Local motor carrying..... | 3012-01 | 06/09 | 100.1 | 100.7 | 100.9 | — | 0.2 |
| Local motor carrying..... | 3012-0101 | 06/09 | 100.1 | 100.7 | 100.9 | — | 0.2 |
| Long-distance motor carrying..... | 3012-02 | 06/09 | 100.2 | 100.5 | 101.9 | — | 1.4 |
| Long-distance motor carrying..... | 3012-0201 | 06/09 | 100.2 | 100.5 | 101.9 | — | 1.4 |
| Water transportation of freight..... | 3013 | 06/09 | 106.2 | 106.8 | 109.0 | — | 2.1 |
| Deep sea water transportation of freight..... | 3013-01 | 12/08 | 85.7 | 88.8 | 92.5 | 5.4 | 4.2 |
| Deep sea water transportation of freight..... | 3013-0101 | 12/08 | 85.7 | 88.8 | 92.5 | 5.4 | 4.2 |
| Coastal and intercoastal water transportation of freight..... | 3013-02 | 12/08 | 99.3 | 104.4 | 99.7 | 9.1 | -4.5 |
| Coastal and intercoastal water transportation of freight..... | 3013-0201 | 12/08 | 99.3 | 104.4 | 99.7 | 9.1 | -4.5 |
| Great Lakes-St Lawrence Seaway water transportation of freight..... | 3013-03 | 12/08 | 107.5 | 105.6 | 100.5 | 6.8 | -4.8 |
| Great Lakes-St Lawrence Seaway water transportation of freight..... | 3013-0301 | 12/08 | 107.5 | 105.6 | 100.5 | 6.8 | -4.8 |
| Inland waterways transportation of freight..... | 3013-04 | 12/08 | 94.0 | 85.0 | 91.5 | 1.8 | 7.6 |
| Inland waterways transportation of freight..... | 3013-0401 | 12/08 | 94.0 | 85.0 | 91.5 | 1.8 | 7.6 |
| Air transportation of freight..... | 3014 | 12/08 | 92.9 | 93.8 | 93.6 | 4.0 | -0.2 |
| Air transportation of freight..... | 3014-01 | 12/08 | 92.9 | 93.8 | 93.6 | 4.0 | -0.2 |
| Air transportation of freight..... | 3014-0101 | 12/08 | 92.9 | 93.8 | 93.6 | 4.0 | -0.2 |
| Pipeline transportation (partial)..... | 3015 | 06/09 | 106.9 | 118.9 | 120.5 | — | 1.3 |
| Pipeline transportation of petroleum products..... | 3015-01 | 12/08 | 103.9 | 115.5 | 117.0 | 17.0 | 1.3 |
| Pipeline transportation of crude petroleum..... | 3015-0101 | 12/08 | 101.2 | 122.6 | 126.1 | 26.4 | 2.9 |
| Pipeline transportation of refined petroleum products..... | 3015-0102 | 12/08 | 106.8 | 107.7 | 107.2 | 7.0 | -0.5 |
| US Postal Services, and courier and messenger services..... | 3016 | 06/09 | 101.6 | 105.4 | 105.1 | — | -0.3 |
| US Postal services..... | 3016-01 | 06/89 | 186.8 | 187.7 | 187.7 | 3.4 | 0.0 |
| First class mail..... | 3016-0101 | 06/89 | 170.9 | 171.8 | 171.8 | 3.9 | 0.0 |
| Periodicals (second class mail)..... | 3016-0102 | 06/89 | 225.1 | 225.1 | 225.1 | 1.7 | 0.0 |
| Standard class A (third class mail)..... | 3016-0103 | 06/89 | 218.4 | 218.4 | 218.4 | 1.8 | 0.0 |
| Standard class B (fourth class mail)..... | 3016-0104 | 06/89 | 218.3 | 223.9 | 223.9 | 5.8 | 0.0 |
| International mail..... | 3016-0105 | 06/89 | 158.3 | 159.0 | 159.0 | 4.5 | 0.0 |
| Special services and fees..... | 3016-0106 | 06/89 | 217.2 | 217.2 | 217.2 | 3.7 | 0.0 |
| Courier and messenger services, except air..... | 3016-02 | 04/09 | 101.2 | 108.0 | 107.5 | 7.5 | -0.5 |
| Courier and messenger services, except air..... | 3016-0201 | 04/09 | 101.2 | 108.0 | 107.5 | 7.5 | -0.5 |
| Air mail and package delivery services, excluding by USPS..... | 3016-03 | 04/09 | 107.6 | 114.1 | 113.3 | 13.3 | -0.7 |
| Air mail and package delivery services, excluding by USPS..... | 3016-0301 | 04/09 | 107.6 | 114.1 | 113.3 | 13.3 | -0.7 |
| Transportation of passengers (partial)..... | 302 | 06/09 | 107.4 | 111.2 | 113.6 | — | 2.2 |
| Rail transportation of passengers..... | 3021 | 12/08 | 98.1 | 99.7 | 99.9 | 0.0 | 0.2 |
| Rail transportation of passengers..... | 3021-01 | 12/08 | 98.1 | 99.7 | 99.9 | 0.0 | 0.2 |
| Rail transportation of passengers..... | 3021-0101 | 12/08 | 98.1 | 99.7 | 99.9 | 0.0 | 0.2 |
| Airline passenger services..... | 3022 | 12/08 | 99.1 | 102.6 | 104.8 | 10.2 | 2.1 |
| Airline passenger services..... | 3022-01 | 12/08 | 99.1 | 102.6 | 104.8 | 10.2 | 2.1 |
| Airline passenger services, domestic..... | 3022-0101 | 12/08 | 99.8 | 104.8 | 106.8 | 9.3 | 1.9 |
| Airline passenger services, international..... | 3022-0102 | 12/08 | 96.6 | 95.0 | 97.9 | 14.1 | 3.1 |
| Services related to transportation activities..... | 31 | 06/09 | 99.4 | 100.0 | 100.2 | — | 0.2 |
| Services related to water transportation..... | 311 | 06/09 | 100.6 | 101.2 | 101.6 | — | 0.4 |
| Towing, tugging, docking and related services..... | 3111 | 03/09 | 98.2 | 98.8 | 98.7 | -0.7 | -0.1 |
| Towing, tugging, docking and related services..... | 3111-01 | 03/09 | 98.2 | 98.8 | 98.7 | -0.7 | -0.1 |
| Towing, tugging, docking and related services..... | 3111-0101 | 03/09 | 98.2 | 98.8 | 98.7 | -0.7 | -0.1 |
| Operation of port waterfront terminals..... | 3112 | 12/08 | 102.1 | 102.3 | 107.2 | 5.5 | 4.8 |
| Operation of port waterfront terminals..... | 3112-01 | 12/08 | 102.1 | 102.3 | 107.2 | 5.5 | 4.8 |
| Operation of port waterfront terminals..... | 3112-0101 | 12/08 | 102.1 | 102.3 | 107.2 | 5.5 | 4.8 |
| Marine cargo handling..... | 3113 | 12/08 | 102.9 | 103.6 | 102.7 | 2.9 | -0.9 |
| Marine cargo handling..... | 3113-01 | 12/08 | 102.9 | 103.6 | 102.7 | 2.9 | -0.9 |
| Marine cargo handling..... | 3113-0101 | 12/08 | 102.9 | 103.6 | 102.7 | 2.9 | -0.9 |
| Services related to air transportation..... | 312 | 04/09 | 102.4 | 103.9 | 104.2 | 4.2 | 0.3 |
| Other airport operations, excluding aircraft maintenance and repair..... | 3121 | 04/09 | 102.4 | 103.9 | 104.2 | 4.2 | 0.3 |
| Other airport operations, excluding aircraft maintenance and repair..... | 3121-01 | 04/09 | 102.4 | 103.9 | 104.2 | 4.2 | 0.3 |
| Other airport operations, excluding aircraft maintenance and repair..... | 3121-0101 | 04/09 | 102.4 | 103.9 | 104.2 | 4.2 | 0.3 |
| Other services related to transportation activities (partial)..... | 313 | 06/09 | 97.7 | 98.0 | 98.1 | — | 0.1 |

See footnotes at end of table.

Table 6. Producer price indexes and percent changes for commodity and service groupings and individual items, not seasonally adjusted — Continued
 [1982=100 unless otherwise indicated]

| Commodity | Commodity code | Other index base | Index | | | Percent change to Apr. 2010 from: | |
|---|----------------|------------------|------------------------|------------------------|------------------------|-----------------------------------|-------------|
| | | | Dec. 2009 ¹ | Mar. 2010 ¹ | Apr. 2010 ¹ | Apr. 2009 | Mar. 2010 |
| Arrangement of freight and cargo..... | 3131 | 12/08 | 93.7 | 94.3 | 94.6 | 0.6 | 0.3 |
| Arrangement of freight and cargo..... | 3131-01 | 12/08 | 93.7 | 94.3 | 94.6 | 0.6 | 0.3 |
| Arrangement of freight and cargo..... | 3131-0101 | 12/08 | 93.7 | 94.3 | 94.6 | 0.6 | 0.3 |
| Freight forwarding..... | 3132 | 12/08 | 92.3 | 92.1 | 91.9 | -7.2 | -0.2 |
| Freight forwarding..... | 3132-01 | 12/08 | 92.3 | 92.1 | 91.9 | -7.2 | -0.2 |
| Freight forwarding..... | 3132-0101 | 12/08 | 92.3 | 92.1 | 91.9 | -7.2 | -0.2 |
| Warehousing, storage, and related services..... | 32 | 12/08 | 100.2 | 98.7 | 100.2 | 0.5 | 1.5 |
| Warehousing, storage, and related services..... | 321 | 12/08 | 100.2 | 98.7 | 100.2 | 0.5 | 1.5 |
| Warehousing, storage, and related services..... | 3211 | 12/08 | 100.2 | 98.7 | 100.2 | 0.5 | 1.5 |
| Warehousing, storage, and related services..... | 3211-01 | 12/08 | 100.2 | 98.7 | 100.2 | 0.5 | 1.5 |
| Warehousing, storage, and related services..... | 3211-0101 | 12/08 | 100.2 | 98.7 | 100.2 | 0.5 | 1.5 |
| Publishing sales, excluding software..... | 33 | 06/09 | 100.9 | 101.4 | 101.9 | - | 0.5 |
| Book, periodical, and newspaper publishing sales and subscriptions... | 331 | 06/09 | 101.1 | 101.5 | 102.2 | - | 0.7 |
| Sales of books..... | 3311 | | 310.0 | 312.5 | 315.7 | 3.3 | 1.0 |
| Sales of textbooks..... | 3311-01 | | 513.9 | 517.7 | 531.7 | 4.9 | 2.7 |
| Sales of textbooks..... | 3311-0101 | 06/88 | 328.2 | 330.6 | 339.6 | 4.9 | 2.7 |
| Sales of technical, scientific, and professional books..... | 3311-02 | | 347.0 | 354.9 | 352.2 | 3.4 | -0.8 |
| Sales of technical, scientific, and professional books..... | 3311-0201 | 06/88 | 271.0 | 277.2 | 275.1 | 3.4 | -0.8 |
| Sales of religious books..... | 3311-03 | | 193.5 | 193.4 | 193.3 | 1.3 | -0.1 |
| Sales of religious books..... | 3311-0301 | 06/88 | 146.9 | 146.8 | 146.7 | 1.2 | -0.1 |
| Sales of general adult and juvenile books..... | 3311-04 | | 196.4 | 196.5 | 197.2 | 1.7 | 0.4 |
| Sales of general adult and juvenile books..... | 3311-0402 | | 196.4 | 196.5 | 197.2 | 1.7 | 0.4 |
| Sales of general reference books..... | 3311-05 | | 167.8 | 166.3 | 167.6 | 1.5 | 0.8 |
| Sales of general reference books..... | 3311-0501 | 06/88 | 142.8 | 141.5 | 142.7 | 1.6 | 0.8 |
| Sales and subscriptions of periodical and newspapers..... | 3312 | 06/09 | 101.1 | 101.2 | 101.5 | - | 0.3 |
| Sales and subscriptions of periodicals..... | 3312-01 | 06/07 | 104.8 | 104.9 | 105.1 | 1.6 | 0.2 |
| Sales and subscriptions of periodicals..... | 3312-0101 | 06/07 | 104.8 | 104.9 | 105.1 | 1.6 | 0.2 |
| Sales and subscriptions of newspapers..... | 3312-02 | | 274.1 | 274.8 | 275.5 | 6.2 | 0.3 |
| Sales and subscriptions of newspapers, daily and Sunday papers..... | 3312-0201 | 06/99 | 134.9 | 135.3 | 135.7 | 7.0 | 0.3 |
| Sales and subscriptions of newspapers, weekly and other papers..... | 3312-0202 | 06/99 | 118.5 | 118.5 | 118.5 | 1.0 | 0.0 |
| Directory, mailing list, and related compilations publishing sales..... | 332 | 12/08 | 98.0 | 98.0 | 98.0 | -1.0 | 0.0 |
| Directory, mailing list, and related compilations publishing sales..... | 3321 | 12/08 | 98.0 | 98.0 | 98.0 | -1.0 | 0.0 |
| Directory, mailing list, and related compilations publishing sales..... | 3321-01 | 12/08 | 98.0 | 98.0 | 98.0 | -1.0 | 0.0 |
| Directory, mailing list, and related compilations publishing sales..... | 3321-0101 | 12/08 | 98.0 | 98.0 | 98.0 | -1.0 | 0.0 |
| Greeting card publishing sales..... | 333 | 12/85 | 213.8 | 214.0 | 214.0 | 0.1 | 0.0 |
| Greeting card publishing sales..... | 3331 | 12/85 | 213.8 | 214.0 | 214.0 | 0.1 | 0.0 |
| Greeting card publishing sales..... | 3331-01 | 12/85 | 213.8 | 214.0 | 214.0 | 0.1 | 0.0 |
| Greeting card publishing sales..... | 3331-0101 | 12/85 | 213.8 | 214.0 | 214.0 | 0.1 | 0.0 |
| Calendars, yearbooks, and other miscellaneous publishing sales..... | 334 | 12/89 | 212.2 | 215.6 | 215.6 | 1.5 | 0.0 |
| Calendars, yearbooks, and other miscellaneous publishing sales..... | 3341 | 12/89 | 212.2 | 215.6 | 215.6 | 1.5 | 0.0 |
| Calendars, yearbooks, and other miscellaneous publishing sales..... | 3341-01 | 12/89 | 212.2 | 215.6 | 215.6 | 1.5 | 0.0 |
| Calendars, yearbooks, and other miscellaneous publishing sales..... | 3341-0101 | 12/89 | 212.2 | 215.6 | 215.6 | 1.5 | 0.0 |
| Internet publishing and broadcasting subscription, content access, and licensing sales..... | 335 | 12/09 | 100.0 | 100.7 | 100.7 | - | 0.0 |
| Internet publishing and broadcasting subscription, content access, and licensing sales..... | 3351 | 12/09 | 100.0 | 100.7 | 100.7 | - | 0.0 |
| Internet publishing and broadcasting subscription, content access, and licensing sales..... | 3351-01 | 12/09 | 100.0 | 100.7 | 100.7 | - | 0.0 |
| Internet publishing and broadcasting subscription, content access, and licensing sales..... | 3351-0101 | 12/09 | 100.0 | 100.7 | 100.7 | - | 0.0 |
| Software publishing..... | 34 | 06/09 | 94.3 | 94.6 | 94.1 | - | -0.5 |
| Application software publishing..... | 342 | 06/09 | 98.5 | 99.0 | 98.5 | - | -0.5 |
| Application software publishing..... | 3421 | 06/09 | 98.5 | 99.0 | 98.5 | - | -0.5 |
| Desktop and portable device application software publishing..... | 3421-01 | 12/08 | 99.8 | 101.3 | 100.5 | -0.2 | -0.8 |
| Desktop and portable device application software publishing..... | 3421-0101 | 12/08 | 99.8 | 101.3 | 100.5 | -0.2 | -0.8 |
| Application software publishing, game software..... | 3421-02 | 12/08 | 66.8 | - | - | - | - |
| Application software publishing, game software..... | 3421-0201 | 12/08 | 66.8 | - | - | - | - |
| Application software publishing, cross-industry, vertical market, utilities, and other..... | 3421-03 | 12/08 | 99.2 | 99.9 | 99.8 | 0.0 | -0.1 |

See footnotes at end of table.

Table 6. Producer price indexes and percent changes for commodity and service groupings and individual items, not seasonally adjusted — Continued
 [1982=100 unless otherwise indicated]

| Commodity | Commodity code | Other index base | Index | | | Percent change to Apr. 2010 from: | |
|---|----------------|------------------|------------------------|------------------------|------------------------|-----------------------------------|-----------|
| | | | Dec. 2009 ¹ | Mar. 2010 ¹ | Apr. 2010 ¹ | Apr. 2009 | Mar. 2010 |
| Application software publishing, cross-industry, vertical market, utilities, and other..... | 3421-0301 | 12/08 | 99.2 | 99.9 | 99.8 | 0.0 | -0.1 |
| Network compensation from broadcast and cable television and radio..... | 35 | 06/09 | 100.1 | 103.2 | 102.6 | — | -0.6 |
| Advertising space and time sales..... | 36 | 06/09 | 99.0 | 99.2 | 99.8 | — | 0.6 |
| Advertising space sales in periodicals, newspapers, directories, and mailing lists..... | 361 | 06/09 | 99.3 | 99.9 | 100.0 | — | 0.1 |
| Advertising space sales in periodicals and newspapers..... | 3611 | 06/09 | 98.8 | 99.6 | 99.7 | — | 0.1 |
| Advertising space sales in periodicals..... | 3611-01 | 06/09 | 378.1 | 386.6 | 388.0 | -0.9 | 0.4 |
| Advertising space sales in specialized, business, and professional periodicals..... | 3611-0101 | 06/99 | 148.2 | 150.6 | 150.6 | 1.7 | 0.0 |
| Advertising space sales in general and consumer periodicals..... | 3611-0102 | 06/99 | 150.0 | 153.7 | 154.4 | -1.5 | 0.5 |
| Advertising space sales in other periodicals..... | 3611-0103 | 06/07 | 101.1 | 101.5 | 101.5 | 0.2 | 0.0 |
| Advertising space sales in newspapers..... | 3611-02 | 06/99 | 394.7 | 394.4 | 394.0 | -0.3 | -0.1 |
| Advertising space sales in newspapers, daily and Sunday papers..... | 3611-0201 | 06/99 | 142.4 | 142.2 | 142.1 | -0.4 | -0.1 |
| Advertising space sales in newspapers, weekly and other papers..... | 3611-0202 | 06/99 | 133.4 | 133.4 | 133.4 | 0.0 | 0.0 |
| Advertising space sales in directories and mailing lists..... | 3612 | 12/08 | 102.3 | 102.4 | 102.6 | 1.8 | 0.2 |
| Advertising space sales in directories and mailing lists..... | 3612-01 | 12/08 | 102.3 | 102.4 | 102.6 | 1.8 | 0.2 |
| Advertising space sales in directories and mailing lists..... | 3612-0101 | 12/08 | 102.3 | 102.4 | 102.6 | 1.8 | 0.2 |
| Television advertising time sales..... | 362 | 06/09 | 98.3 | 98.6 | 99.5 | — | 0.9 |
| Television advertising time sales..... | 3621 | 06/09 | 98.3 | 98.6 | 99.5 | — | 0.9 |
| Television advertising time sales..... | 3621-01 | 12/08 | 90.5 | 91.8 | 91.4 | 1.3 | -0.4 |
| Television advertising time sales..... | 3621-0101 | 12/08 | 90.5 | 91.8 | 91.4 | 1.3 | -0.4 |
| Cable network advertising time sales..... | 3621-02 | 12/08 | 89.6 | 88.0 | 91.2 | -2.1 | 3.6 |
| Cable network advertising time sales..... | 3621-0201 | 12/08 | 89.6 | 88.0 | 91.2 | -2.1 | 3.6 |
| Local cable system advertising time sales..... | 3621-03 | 12/08 | 100.2 | 99.7 | 100.1 | 0.1 | 0.4 |
| Local cable system advertising time sales..... | 3621-0301 | 12/08 | 100.2 | 99.7 | 100.1 | 0.1 | 0.4 |
| Radio advertising time sales..... | 363 | 03/09 | 103.1 | 100.5 | 102.8 | 1.3 | 2.3 |
| Radio advertising time sales..... | 3631 | 03/09 | 103.1 | 100.5 | 102.8 | 1.3 | 2.3 |
| Radio advertising time sales..... | 3631-01 | 03/09 | 103.1 | 100.5 | 102.8 | 1.3 | 2.3 |
| Radio advertising time sales..... | 3631-0101 | 03/09 | 103.1 | 100.5 | 102.8 | 1.3 | 2.3 |
| Internet advertising sales, excluding Internet advertising sold by print publishers..... | 365 | 12/09 | 100.0 | 100.0 | 100.1 | — | 0.1 |
| Internet advertising sales, excluding Internet advertising sold by print publishers..... | 3651 | 12/09 | 100.0 | 100.0 | 100.1 | — | 0.1 |
| Internet advertising sales, excluding Internet advertising sold by print publishers..... | 3651-01 | 12/09 | 100.0 | 100.0 | 100.1 | — | 0.1 |
| Internet advertising sales, excluding Internet advertising sold by print publishers..... | 3651-0101 | 12/09 | 100.0 | 100.0 | 100.1 | — | 0.1 |
| Telecommunication, cable, and internet user services..... | 37 | 06/09 | 99.8 | 99.5 | 99.3 | — | -0.2 |
| Wired telecommunication services..... | 371 | 06/09 | 99.7 | 99.5 | 99.4 | — | -0.1 |
| Residential wired telecommunication services..... | 3711 | 06/09 | 101.4 | 101.7 | 101.4 | — | -0.3 |
| Local residential wired telephone service..... | 3711-01 | 12/08 | 100.8 | 102.2 | 102.2 | 2.0 | 0.0 |
| Local residential wired telephone service..... | 3711-0101 | 12/08 | 100.8 | 102.2 | 102.2 | 2.0 | 0.0 |
| Long distance residential wired telephone service..... | 3711-02 | 03/09 | 106.8 | 105.4 | 104.7 | 5.1 | -0.7 |
| Long distance residential wired telephone service..... | 3711-0201 | 03/09 | 106.8 | 105.4 | 104.7 | 5.1 | -0.7 |
| Business wired telecommunication services..... | 3712 | 06/09 | 97.4 | 96.6 | 96.6 | — | 0.0 |
| Local business wired telephone service..... | 3712-01 | 12/08 | 100.0 | 100.0 | 100.0 | 0.0 | 0.0 |
| Local business wired telephone service..... | 3712-0101 | 12/08 | 100.0 | 100.0 | 100.0 | 0.0 | 0.0 |
| Long distance business wired telephone service..... | 3712-02 | 04/09 | 95.4 | 94.1 | 94.1 | -5.9 | 0.0 |
| Long distance business wired telephone service, domestic..... | 3712-0201 | 04/09 | 95.3 | 94.2 | 94.1 | -5.9 | -0.1 |
| Long distance business wired telephone service, international..... | 3712-0202 | 04/09 | 96.8 | 93.8 | 93.3 | -6.7 | -0.5 |
| Other wired telecommunication services..... | 3713 | 12/08 | 99.0 | 99.0 | 98.9 | -0.8 | -0.1 |
| Other wired telecommunication services..... | 3713-01 | 12/08 | 99.0 | 99.0 | 98.9 | -0.8 | -0.1 |
| Local coin telephone service..... | 3713-0101 | 12/08 | 100.0 | 100.0 | 100.0 | 0.0 | 0.0 |
| Other local telephone service..... | 3713-0102 | 12/08 | 100.1 | 100.1 | 100.1 | 0.1 | 0.0 |
| Other toll service..... | 3713-0103 | 12/08 | 97.4 | 97.4 | 97.2 | -1.4 | -0.2 |
| Other telephone services..... | 3713-0104 | 12/08 | 97.0 | 96.9 | 96.9 | -3.1 | 0.0 |
| Wireless telecommunication services..... | 372 | 06/09 | 99.0 | 97.2 | 96.6 | — | -0.6 |
| Cellular phone and other wireless telecommunication services, except paging..... | 3721 | 03/09 | 97.1 | 95.3 | 94.6 | -4.6 | -0.7 |
| Cellular phone and other wireless telecommunication services, except paging..... | 3721-01 | 03/09 | 97.1 | 95.3 | 94.6 | -4.6 | -0.7 |

See footnotes at end of table.

Table 6. Producer price indexes and percent changes for commodity and service groupings and individual items, not seasonally adjusted — Continued
 [1982=100 unless otherwise indicated]

| Commodity | Commodity code | Other index base | Index | | | Percent change to Apr. 2010 from: | |
|--|----------------|------------------|------------------------|------------------------|------------------------|-----------------------------------|------------|
| | | | Dec. 2009 ¹ | Mar. 2010 ¹ | Apr. 2010 ¹ | Apr. 2009 | Mar. 2010 |
| Cellular phone and other wireless telecommunication services, except paging..... | 3721-0101 | 03/09 | 97.1 | 95.3 | 94.6 | -4.6 | -0.7 |
| Paging services..... | 3722 | 12/08 | 99.9 | 100.5 | 100.6 | 0.6 | 0.1 |
| Paging services..... | 3722-01 | 12/08 | 99.9 | 100.5 | 100.6 | 0.6 | 0.1 |
| Paging services..... | 3722-0101 | 12/08 | 99.9 | 100.5 | 100.6 | 0.6 | 0.1 |
| Cable and satellite subscriber services..... | 373 | 12/08 | 102.8 | 103.2 | 103.4 | 1.5 | 0.2 |
| Cable and satellite subscriber services..... | 3731 | 12/08 | 102.8 | 103.2 | 103.4 | 1.5 | 0.2 |
| Cable and satellite subscriber services..... | 3731-01 | 12/08 | 102.8 | 103.2 | 103.4 | 1.5 | 0.2 |
| Cable and satellite subscriber services..... | 3731-0101 | 12/08 | 102.8 | 103.2 | 103.4 | 1.5 | 0.2 |
| Internet access services..... | 374 | 03/09 | 99.3 | 99.2 | 98.5 | -1.5 | -0.7 |
| Internet access services..... | 3741 | 03/09 | 99.3 | 99.2 | 98.5 | -1.5 | -0.7 |
| Internet access services..... | 3741-01 | 03/09 | 99.3 | 99.2 | 98.5 | -1.5 | -0.7 |
| Internet access services..... | 3741-0101 | 03/09 | 99.3 | 99.2 | 98.5 | -1.5 | -0.7 |
| Data processing and related services..... | 38 | 06/09 | 99.5 | 99.6 | 99.7 | - | 0.1 |
| Data processing and related services..... | 381 | 06/09 | 99.5 | 99.6 | 99.7 | - | 0.1 |
| Data processing and related services..... | 3811 | 06/09 | 99.5 | 99.6 | 99.7 | - | 0.1 |
| Hosting, ASP and other IT infrastructure provisioning services..... | 3811-01 | 12/08 | 98.7 | 98.5 | 98.6 | -1.1 | 0.1 |
| Hosting, ASP and other IT infrastructure provisioning services..... | 3811-0101 | 12/08 | 98.7 | 98.5 | 98.6 | -1.1 | 0.1 |
| Business process management services..... | 3811-02 | 12/08 | 100.1 | 100.2 | 100.3 | 0.1 | 0.1 |
| Business process management services..... | 3811-0201 | 12/08 | 100.1 | 100.2 | 100.3 | 0.1 | 0.1 |
| Data management and storage, information transformation and other services..... | 3811-03 | 12/08 | 98.4 | 98.5 | 98.6 | 0.2 | 0.1 |
| Data management and storage, information transformation and other services..... | 3811-0301 | 12/08 | 98.4 | 98.5 | 98.6 | 0.2 | 0.1 |
| Credit intermediation services (partial)..... | 39 | 06/09 | 100.4 | 95.2 | 99.8 | - | 4.8 |
| Loan services (partial)..... | 391 | 06/09 | 113.0 | 111.2 | 124.6 | - | 12.1 |
| Business loans (partial)..... | 3911 | 04/09 | 143.8 | 138.5 | 162.8 | 62.8 | 17.5 |
| Business loans (partial)..... | 3911-01 | 04/09 | 143.8 | 138.5 | 162.8 | 62.8 | 17.5 |
| Business loans (partial)..... | 3911-0101 | 04/09 | 143.8 | 138.5 | 162.8 | 62.8 | 17.5 |
| Consumer loans (partial)..... | 3912 | 06/09 | 110.3 | 110.7 | 117.7 | - | 6.3 |
| Residential real estate loans (partial)..... | 3912-01 | 04/09 | 130.0 | 131.2 | 135.7 | 35.7 | 3.4 |
| Residential real estate loans, except home equity (partial)..... | 3912-0101 | 04/09 | 127.4 | 129.0 | 131.5 | 31.5 | 1.9 |
| Home equity loans (partial)..... | 3912-0102 | 04/09 | 161.0 | 157.6 | 184.4 | 84.4 | 17.0 |
| Vehicle loans (partial)..... | 3912-02 | 04/09 | 109.0 | 103.3 | 120.2 | 20.2 | 16.4 |
| Vehicle loans (partial)..... | 3912-0201 | 04/09 | 109.0 | 103.3 | 120.2 | 20.2 | 16.4 |
| Credit cards, overdraft credit, and related plans (partial)..... | 3912-03 | 04/09 | 117.9 | 119.1 | 131.2 | 31.2 | 10.2 |
| Credit cards, overdraft credit, and related plans (partial)..... | 3912-0301 | 04/09 | 117.9 | 119.1 | 131.2 | 31.2 | 10.2 |
| Other loans and loan services (partial)..... | 3913 | 04/09 | 110.0 | 111.8 | 121.9 | 21.9 | 9.0 |
| Other loans and loan services (partial)..... | 3913-01 | 04/09 | 110.0 | 111.8 | 121.9 | 21.9 | 9.0 |
| Other loans and loan services (partial)..... | 3913-0101 | 04/09 | 110.0 | 111.8 | 121.9 | 21.9 | 9.0 |
| Deposit services (partial)..... | 392 | 04/09 | 83.1 | 75.7 | 76.8 | -23.2 | 1.5 |
| Deposit services (partial)..... | 3921 | 04/09 | 83.1 | 75.7 | 76.8 | -23.2 | 1.5 |
| Deposit services (partial)..... | 3921-01 | 04/09 | 83.1 | 75.7 | 76.8 | -23.2 | 1.5 |
| Deposit services (partial)..... | 3921-0101 | 04/09 | 83.1 | 75.7 | 76.8 | -23.2 | 1.5 |
| Other credit intermediation services, including trust services..... | 393 | 04/09 | 100.2 | 101.9 | 103.0 | 3.0 | 1.1 |
| Other credit intermediation services, including trust services..... | 3931 | 04/09 | 100.2 | 101.9 | 103.0 | 3.0 | 1.1 |
| Other credit intermediation services, including trust services..... | 3931-01 | 04/09 | 100.2 | 101.9 | 103.0 | 3.0 | 1.1 |
| Other credit intermediation services, including trust services..... | 3931-0101 | 04/09 | 100.2 | 101.9 | 103.0 | 3.0 | 1.1 |
| Investment services..... | 40 | 06/09 | 105.7 | 105.4 | 105.7 | - | 0.3 |
| Securities brokerage, dealing, investment advice, and related services..... | 401 | 06/09 | 101.8 | 99.8 | 99.1 | - | -0.7 |
| Securities brokerage, dealing, investment advice, and related services..... | 4011 | 06/09 | 101.8 | 99.8 | 99.1 | - | -0.7 |
| Securities brokerage, dealing, and investment advice..... | 4011-01 | 12/08 | 96.5 | 93.6 | 93.5 | -4.0 | -0.1 |
| Securities brokerage, dealing, and investment advice..... | 4011-0101 | 12/08 | 96.5 | 93.6 | 93.5 | -4.0 | -0.1 |
| Securities brokerage and dealing related services..... | 4011-02 | 12/08 | 112.4 | 120.1 | 113.2 | 12.6 | -5.7 |
| Securities brokerage and dealing related services..... | 4011-0201 | 12/08 | 112.4 | 120.1 | 113.2 | 12.6 | -5.7 |
| Portfolio management..... | 402 | 12/08 | 110.6 | 115.0 | 117.0 | 28.0 | 1.7 |
| Portfolio management..... | 4021 | 12/08 | 110.6 | 115.0 | 117.0 | 28.0 | 1.7 |
| Portfolio management..... | 4021-01 | 12/08 | 110.6 | 115.0 | 117.0 | 28.0 | 1.7 |
| Portfolio management..... | 4021-0101 | 12/08 | 110.6 | 115.0 | 117.0 | 28.0 | 1.7 |

See footnotes at end of table.

Table 6. Producer price indexes and percent changes for commodity and service groupings and individual items, not seasonally adjusted — Continued
 [1982=100 unless otherwise indicated]

| Commodity | Commodity code | Other index base | Index | | | Percent change to Apr. 2010 from: | |
|--|----------------|------------------|------------------------|------------------------|------------------------|-----------------------------------|-------------|
| | | | Dec. 2009 ¹ | Mar. 2010 ¹ | Apr. 2010 ¹ | Apr. 2009 | Mar. 2010 |
| Investment banking..... | 403 | 12/08 | 98.8 | 102.4 | 105.9 | 21.6 | 3.4 |
| Investment banking..... | 4031 | 12/08 | 98.8 | 102.4 | 105.9 | 21.6 | 3.4 |
| Investment banking..... | 4031-01 | 12/08 | 98.8 | 102.4 | 105.9 | 21.6 | 3.4 |
| Investment banking..... | 4031-0101 | 12/08 | 98.8 | 102.4 | 105.9 | 21.6 | 3.4 |
| Insurance and annuities..... | 41 | 06/09 | 101.5 | 102.8 | 102.8 | - | 0.0 |
| Insurance..... | 411 | 06/09 | 101.5 | 102.7 | 102.8 | - | 0.1 |
| Insurance..... | 4111 | 06/09 | 101.5 | 102.7 | 102.8 | - | 0.1 |
| Life insurance..... | 4111-01 | 03/09 | 100.0 | 100.1 | 100.1 | -0.1 | 0.0 |
| Life insurance..... | 4111-0101 | 03/09 | 100.0 | 100.1 | 100.1 | -0.1 | 0.0 |
| Disability insurance, including accidental death..... | 4111-02 | 03/09 | 99.2 | 100.1 | 100.1 | 0.1 | 0.0 |
| Disability insurance, including accidental death..... | 4111-0201 | 03/09 | 99.2 | 100.1 | 100.1 | 0.1 | 0.0 |
| Health and medical insurance..... | 4111-03 | 03/09 | 102.6 | 105.3 | 105.5 | 5.3 | 0.2 |
| Health and medical insurance..... | 4111-0301 | 03/09 | 102.6 | 105.3 | 105.5 | 5.3 | 0.2 |
| Property and casualty insurance..... | 4111-04 | 03/09 | 102.0 | 102.1 | 101.9 | 1.5 | -0.2 |
| Property and casualty insurance..... | 4111-0401 | 03/09 | 102.0 | 102.1 | 101.9 | 1.5 | -0.2 |
| Annuities..... | 412 | 03/09 | 103.3 | 104.0 | 104.8 | 5.5 | 0.8 |
| Annuities..... | 4121 | 03/09 | 103.3 | 104.0 | 104.8 | 5.5 | 0.8 |
| Annuities..... | 4121-01 | 03/09 | 103.3 | 104.0 | 104.8 | 5.5 | 0.8 |
| Annuities..... | 4121-0101 | 03/09 | 103.3 | 104.0 | 104.8 | 5.5 | 0.8 |
| Commissions and fees from sales and administration of insurance policies (partial)..... | 42 | 06/09 | 100.1 | 100.2 | 100.2 | - | 0.0 |
| Commissions from sales of insurance..... | 421 | 06/09 | 100.1 | 100.2 | 100.2 | - | 0.0 |
| Commissions from sales of insurance..... | 4211 | 06/09 | 100.1 | 100.2 | 100.2 | - | 0.0 |
| Commissions from sales of life insurance and annuities..... | 4211-01 | 06/09 | 100.4 | 100.4 | 100.4 | - | 0.0 |
| Commissions from sales of life insurance and annuities..... | 4211-0101 | 06/09 | 100.4 | 100.4 | 100.4 | - | 0.0 |
| Commissions from sales of health and medical insurance..... | 4211-02 | 06/09 | 100.6 | 100.7 | 100.7 | - | 0.0 |
| Commissions from sales of health and medical insurance..... | 4211-0201 | 06/09 | 100.6 | 100.7 | 100.7 | - | 0.0 |
| Commissions from sales of property and casualty insurance..... | 4211-03 | 06/09 | 100.1 | 100.2 | 100.2 | - | 0.0 |
| Commissions from sales of property and casualty insurance..... | 4211-0301 | 06/09 | 100.1 | 100.2 | 100.2 | - | 0.0 |
| Commissions from sales of other insurance..... | 4211-04 | 06/09 | 99.1 | 99.1 | 99.1 | - | 0.0 |
| Commissions from sales of other insurance..... | 4211-0401 | 06/09 | 99.1 | 99.1 | 99.1 | - | 0.0 |
| Real estate services (partial)..... | 43 | 06/09 | 100.2 | 99.3 | 98.6 | - | -0.7 |
| Nonresidential real estate services..... | 431 | 06/09 | 100.4 | 99.4 | 98.7 | - | -0.7 |
| Nonresidential real estate rents..... | 4311 | 06/09 | 100.2 | 99.4 | 98.4 | - | -1.0 |
| Office buildings, gross rents..... | 4311-01 | 12/08 | 101.7 | 101.1 | 100.4 | 0.6 | -0.7 |
| Office buildings, gross rents..... | 4311-0101 | 12/08 | 101.7 | 101.1 | 100.4 | 0.6 | -0.7 |
| Shopping center properties, retail shops, and flea market space, gross rents..... | 4311-02 | 04/09 | 101.4 | 100.8 | 100.0 | 0.0 | -0.8 |
| Shopping center properties, retail shops, and flea market space, gross rents..... | 4311-0201 | 04/09 | 101.4 | 100.8 | 100.0 | 0.0 | -0.8 |
| Industrial buildings, gross rents..... | 4311-03 | 04/09 | 87.8 | 89.5 | 86.1 | -13.9 | -3.8 |
| Industrial buildings, gross rents..... | 4311-0301 | 04/09 | 87.8 | 89.5 | 86.1 | -13.9 | -3.8 |
| Self-service storage and miniwarehouses, gross rents..... | 4311-04 | 12/08 | 98.5 | 95.9 | 96.1 | -2.2 | 0.2 |
| Self-service storage and miniwarehouses, gross rents..... | 4311-0401 | 12/08 | 98.5 | 95.9 | 96.1 | -2.2 | 0.2 |
| Other nonresidential buildings, gross rents..... | 4311-05 | 12/08 | 86.8 | 80.9 | 81.8 | 4.2 | 1.1 |
| Other nonresidential buildings, gross rents..... | 4311-0501 | 12/08 | 86.8 | 80.9 | 81.8 | 4.2 | 1.1 |
| Nonresidential property sales and leases including land, brokerage fees and commissions..... | 4312 | 12/08 | 100.0 | 99.2 | 98.2 | -1.8 | -1.0 |
| Nonresidential property sales and leases including land, brokerage fees and commissions..... | 4312-01 | 12/08 | 100.0 | 99.2 | 98.2 | -1.8 | -1.0 |
| Nonresidential property sales and leases including land, brokerage fees and commissions..... | 4312-0101 | 12/08 | 100.0 | 99.2 | 98.2 | -1.8 | -1.0 |
| Nonresidential property management fees..... | 4313 | 12/08 | 97.2 | 93.7 | 95.7 | -3.2 | 2.1 |
| Nonresidential property management fees..... | 4313-01 | 12/08 | 97.2 | 93.7 | 95.7 | -3.2 | 2.1 |
| Nonresidential property management fees..... | 4313-0101 | 12/08 | 97.2 | 93.7 | 95.7 | -3.2 | 2.1 |
| Residential real estate services (partial)..... | 432 | 06/09 | 99.9 | 98.8 | 98.3 | - | -0.5 |
| Residential property sales and leases, brokerage fees and commissions..... | 4321 | 12/08 | 98.8 | 97.6 | 97.0 | -1.8 | -0.6 |
| Residential property sales and leases, brokerage fees and commissions..... | 4321-01 | 12/08 | 98.8 | 97.6 | 97.0 | -1.8 | -0.6 |
| Residential property sales and leases, brokerage fees and commissions..... | 4321-0101 | 12/08 | 98.8 | 97.6 | 97.0 | -1.8 | -0.6 |
| Residential property management fees..... | 4322 | 12/08 | 101.6 | 100.7 | 100.4 | 0.6 | -0.3 |
| Residential property management fees..... | 4322-01 | 12/08 | 101.6 | 100.7 | 100.4 | 0.6 | -0.3 |
| Residential property management fees..... | 4322-0101 | 12/08 | 101.6 | 100.7 | 100.4 | 0.6 | -0.3 |

See footnotes at end of table.

Table 6. Producer price indexes and percent changes for commodity and service groupings and individual items, not seasonally adjusted — Continued
 [1982=100 unless otherwise indicated]

| Commodity | Commodity code | Other index base | Index | | | Percent change to Apr. 2010 from: | |
|--|----------------|------------------|------------------------|------------------------|------------------------|-----------------------------------|------------|
| | | | Dec. 2009 ¹ | Mar. 2010 ¹ | Apr. 2010 ¹ | Apr. 2009 | Mar. 2010 |
| Real estate appraisal fees..... | 433 | 12/08 | 98.6 | 99.5 | 99.4 | -0.2 | -0.1 |
| Real estate appraisal fees..... | 4331 | 12/08 | 98.6 | 99.5 | 99.4 | -0.2 | -0.1 |
| Real estate appraisal fees..... | 4331-01 | 12/08 | 98.6 | 99.5 | 99.4 | -0.2 | -0.1 |
| Real estate appraisal fees..... | 4331-0101 | 12/08 | 98.6 | 99.5 | 99.4 | -0.2 | -0.1 |
| Rental and leasing of goods (partial)..... | 44 | 06/09 | 95.1 | 96.6 | 96.9 | - | 0.3 |
| Passenger car rental..... | 441 | 03/09 | 96.1 | 99.5 | 96.3 | -3.3 | -3.2 |
| Passenger car rental..... | 4411 | 03/09 | 96.1 | 99.5 | 96.3 | -3.3 | -3.2 |
| Passenger car rental..... | 4411-01 | 03/09 | 96.1 | 99.5 | 96.3 | -3.3 | -3.2 |
| Passenger car rental..... | 4411-0101 | 03/09 | 96.1 | 99.5 | 96.3 | -3.3 | -3.2 |
| Truck, utility trailer, and RV rental and leasing..... | 442 | 06/09 | 95.4 | 93.9 | 102.7 | - | 9.4 |
| Truck rental and leasing..... | 4421 | 06/09 | 96.1 | 94.2 | 103.7 | - | 10.1 |
| Truck rental..... | 4421-01 | 12/08 | 103.9 | 100.2 | 120.7 | 6.3 | 20.5 |
| Truck rental..... | 4421-0101 | 12/08 | 103.9 | 100.2 | 120.7 | 6.3 | 20.5 |
| Truck leasing..... | 4421-02 | 12/08 | 100.0 | 99.6 | 100.0 | 0.6 | 0.4 |
| Truck leasing..... | 4421-0201 | 12/08 | 100.0 | 99.6 | 100.0 | 0.6 | 0.4 |
| Truck tractor rental and leasing..... | 4422 | 03/09 | 100.1 | 100.1 | 100.1 | 0.1 | 0.0 |
| Truck tractor rental and leasing..... | 4422-01 | 03/09 | 100.1 | 100.1 | 100.1 | 0.1 | 0.0 |
| Truck tractor rental and leasing..... | 4422-0101 | 03/09 | 100.1 | 100.1 | 100.1 | 0.1 | 0.0 |
| Truck trailer, utility trailer, and RV rental and leasing..... | 4423 | 12/08 | 74.0 | 74.5 | 81.0 | -3.2 | 8.7 |
| Truck trailer, utility trailer, and RV rental and leasing..... | 4423-01 | 12/08 | 74.0 | 74.5 | 81.0 | -3.2 | 8.7 |
| Truck trailer, utility trailer, and RV rental and leasing..... | 4423-0101 | 12/08 | 74.0 | 74.5 | 81.0 | -3.2 | 8.7 |
| Construction, mining, and forestry machinery and equipment rental and leasing..... | 443 | 03/09 | 96.8 | 98.0 | 95.0 | -4.9 | -3.1 |
| Construction, mining, and forestry machinery and equipment rental and leasing..... | 4431 | 03/09 | 96.8 | 98.0 | 95.0 | -4.9 | -3.1 |
| Construction, mining, and forestry machinery and equipment rental and leasing..... | 4431-01 | 03/09 | 96.8 | 98.0 | 95.0 | -4.9 | -3.1 |
| Construction, mining, and forestry machinery and equipment rental and leasing..... | 4431-0101 | 03/09 | 96.8 | 98.0 | 95.0 | -4.9 | -3.1 |
| Professional services (partial)..... | 45 | 06/09 | 100.3 | 101.1 | 101.3 | - | 0.2 |
| Legal services..... | 451 | 03/09 | 100.5 | 102.2 | 102.8 | 2.6 | 0.6 |
| Legal services..... | 4511 | 03/09 | 100.5 | 102.2 | 102.8 | 2.6 | 0.6 |
| Legal services..... | 4511-01 | 03/09 | 100.5 | 102.2 | 102.8 | 2.6 | 0.6 |
| Legal services..... | 4511-0101 | 03/09 | 100.5 | 102.2 | 102.8 | 2.6 | 0.6 |
| Accounting services (partial)..... | 452 | 06/09 | 100.5 | 100.2 | 99.5 | - | -0.7 |
| Accounting services, excluding payroll..... | 4521 | 06/09 | 100.5 | 100.2 | 99.5 | - | -0.7 |
| Financial auditing..... | 4521-01 | 12/08 | 96.0 | 97.2 | 96.3 | -3.9 | -0.9 |
| Financial auditing..... | 4521-0101 | 12/08 | 96.0 | 97.2 | 96.3 | -3.9 | -0.9 |
| Tax preparation and planning..... | 4521-02 | 04/09 | 101.8 | 100.5 | 99.3 | -0.7 | -1.2 |
| Tax preparation and planning..... | 4521-0201 | 04/09 | 101.8 | 100.5 | 99.3 | -0.7 | -1.2 |
| Bookkeeping and compilation..... | 4521-03 | 12/08 | 100.0 | 100.1 | 100.3 | 0.2 | 0.2 |
| Bookkeeping and compilation..... | 4521-0301 | 12/08 | 100.0 | 100.1 | 100.3 | 0.2 | 0.2 |
| Other accounting services, including billing and review..... | 4521-04 | 12/08 | 98.5 | 98.4 | 98.3 | -1.9 | -0.1 |
| Other accounting services, including billing and review..... | 4521-0401 | 12/08 | 98.5 | 98.4 | 98.3 | -1.9 | -0.1 |
| Architectural and engineering services..... | 453 | 06/09 | 100.0 | 100.5 | 100.5 | - | 0.0 |
| Architectural services..... | 4531 | 03/09 | 99.7 | 99.8 | 99.1 | -0.9 | -0.7 |
| Architectural services..... | 4531-01 | 03/09 | 99.7 | 99.8 | 99.1 | -0.9 | -0.7 |
| Architectural services..... | 4531-0101 | 03/09 | 99.7 | 99.8 | 99.1 | -0.9 | -0.7 |
| Engineering services..... | 4532 | 03/09 | 100.2 | 100.8 | 100.9 | 0.8 | 0.1 |
| Engineering services..... | 4532-01 | 03/09 | 100.2 | 100.8 | 100.9 | 0.8 | 0.1 |
| Engineering services..... | 4532-0101 | 03/09 | 100.2 | 100.8 | 100.9 | 0.8 | 0.1 |
| Management, scientific, and technical consulting services..... | 454 | 06/09 | 100.7 | 100.9 | 101.0 | - | 0.1 |
| Management consulting services..... | 4541 | 06/09 | 100.7 | 100.9 | 101.0 | - | 0.1 |
| Administrative and general management consulting services..... | 4541-01 | 12/08 | 101.4 | 101.8 | 101.9 | 0.3 | 0.1 |
| Administrative and general management consulting services..... | 4541-0101 | 12/08 | 101.4 | 101.8 | 101.9 | 0.3 | 0.1 |
| Human resources consulting services..... | 4541-02 | 12/08 | 101.1 | 101.1 | 101.1 | -0.1 | 0.0 |
| Human resources consulting services..... | 4541-0201 | 12/08 | 101.1 | 101.1 | 101.1 | -0.1 | 0.0 |
| Marketing consulting services..... | 4541-03 | 12/08 | 100.7 | 100.7 | 100.7 | 0.0 | 0.0 |
| Marketing consulting services..... | 4541-0301 | 12/08 | 100.7 | 100.7 | 100.7 | 0.0 | 0.0 |
| Process, physical distribution, and logistics consulting services..... | 4541-04 | 12/08 | 102.1 | 102.1 | 101.8 | 1.8 | -0.3 |
| Process, physical distribution, and logistics consulting services..... | 4541-0401 | 12/08 | 102.1 | 102.1 | 101.8 | 1.8 | -0.3 |
| Other management consulting services..... | 4541-05 | 12/08 | 101.4 | 101.4 | 101.4 | 0.4 | 0.0 |

See footnotes at end of table.

Table 6. Producer price indexes and percent changes for commodity and service groupings and individual items, not seasonally adjusted — Continued
 [1982=100 unless otherwise indicated]

| Commodity | Commodity code | Other index base | Index | | | Percent change to Apr. 2010 from: | |
|--|----------------|------------------|------------------------|------------------------|------------------------|-----------------------------------|-------------|
| | | | Dec. 2009 ¹ | Mar. 2010 ¹ | Apr. 2010 ¹ | Apr. 2009 | Mar. 2010 |
| Other management consulting services..... | 4541-0501 | 12/08 | 101.4 | 101.4 | 101.4 | 0.4 | 0.0 |
| Advertising and related services (partial)..... | 455 | 12/08 | 98.4 | 98.4 | 98.4 | -0.6 | 0.0 |
| Advertising agency services..... | 4551 | 12/08 | 98.4 | 98.4 | 98.4 | -0.6 | 0.0 |
| Advertising agency services..... | 4551-01 | 12/08 | 98.4 | 98.4 | 98.4 | -0.6 | 0.0 |
| Advertising agency services..... | 4551-0101 | 12/08 | 98.4 | 98.4 | 98.4 | -0.6 | 0.0 |
| Information technology (IT) technical support and consulting services (partial)..... | 456 | 12/08 | 101.1 | 102.2 | 102.2 | 1.2 | 0.0 |
| Information technology (IT) technical support and consulting services (partial)..... | 4561 | 12/08 | 101.1 | 102.2 | 102.2 | 1.2 | 0.0 |
| Information technology (IT) technical support and consulting services (partial)..... | 4561-01 | 12/08 | 101.1 | 102.2 | 102.2 | 1.2 | 0.0 |
| Information technology (IT) technical support and consulting services (partial)..... | 4561-0101 | 12/08 | 101.1 | 102.2 | 102.2 | 1.2 | 0.0 |
| Employment services..... | 46 | 06/09 | 99.4 | 100.1 | 100.5 | - | 0.4 |
| Permanent placement services..... | 461 | 03/09 | 99.1 | 99.1 | 99.1 | 0.7 | 0.0 |
| Permanent placement services..... | 4611 | 03/09 | 99.1 | 99.1 | 99.1 | 0.7 | 0.0 |
| Permanent placement services..... | 4611-01 | 03/09 | 99.1 | 99.1 | 99.1 | 0.7 | 0.0 |
| Permanent placement services..... | 4611-0101 | 03/09 | 99.1 | 99.1 | 99.1 | 0.7 | 0.0 |
| Executive search services..... | 462 | 12/08 | 99.1 | 99.1 | 99.1 | 0.0 | 0.0 |
| Executive search services..... | 4621 | 12/08 | 99.1 | 99.1 | 99.1 | 0.0 | 0.0 |
| Executive search services..... | 4621-01 | 12/08 | 99.1 | 99.1 | 99.1 | 0.0 | 0.0 |
| Executive search services..... | 4621-0101 | 12/08 | 99.1 | 99.1 | 99.1 | 0.0 | 0.0 |
| Staffing services..... | 463 | 06/09 | 99.4 | 100.2 | 100.5 | - | 0.3 |
| Temporary help services..... | 4631 | 03/09 | 97.9 | 98.1 | 98.8 | -1.3 | 0.7 |
| Temporary help services..... | 4631-01 | 03/09 | 97.9 | 98.1 | 98.8 | -1.3 | 0.7 |
| Temporary help services..... | 4631-0101 | 03/09 | 97.9 | 98.1 | 98.8 | -1.3 | 0.7 |
| Co-employment staffing services..... | 4632 | 12/08 | 101.6 | 103.1 | 103.1 | 2.2 | 0.0 |
| Co-employment staffing services..... | 4632-01 | 12/08 | 101.6 | 103.1 | 103.1 | 2.2 | 0.0 |
| Co-employment staffing services..... | 4632-0101 | 12/08 | 101.6 | 103.1 | 103.1 | 2.2 | 0.0 |
| Travel arrangement services (partial)..... | 47 | 06/09 | 99.4 | 102.0 | 101.9 | - | -0.1 |
| Arrangement of flights (partial)..... | 471 | 06/09 | 100.0 | 103.6 | 103.6 | - | 0.0 |
| Arrangement of international flights (partial)..... | 4711 | 12/08 | 99.4 | 103.3 | 103.3 | 3.9 | 0.0 |
| Arrangement of international flights (partial)..... | 4711-01 | 12/08 | 99.4 | 103.3 | 103.3 | 3.9 | 0.0 |
| Arrangement of international flights (partial)..... | 4711-0101 | 12/08 | 99.4 | 103.3 | 103.3 | 3.9 | 0.0 |
| Arrangement of domestic flights (partial)..... | 4712 | 12/08 | 89.3 | 92.2 | 92.2 | -5.1 | 0.0 |
| Arrangement of domestic flights (partial)..... | 4712-01 | 12/08 | 89.3 | 92.2 | 92.2 | -5.1 | 0.0 |
| Arrangement of domestic flights (partial)..... | 4712-0101 | 12/08 | 89.3 | 92.2 | 92.2 | -5.1 | 0.0 |
| Arrangement of vehicle rentals and lodging (partial)..... | 472 | 12/08 | 88.4 | 90.3 | 89.2 | -4.4 | -1.2 |
| Arrangement of vehicle rentals and lodging (partial)..... | 4721 | 12/08 | 88.4 | 90.3 | 89.2 | -4.4 | -1.2 |
| Arrangement of vehicle rentals and lodging (partial)..... | 4721-01 | 12/08 | 88.4 | 90.3 | 89.2 | -4.4 | -1.2 |
| Arrangement of vehicle rentals and lodging (partial)..... | 4721-0101 | 12/08 | 88.4 | 90.3 | 89.2 | -4.4 | -1.2 |
| Arrangement of cruises and tours (partial)..... | 473 | 12/08 | 100.9 | 100.9 | 100.9 | 0.0 | 0.0 |
| Arrangement of cruises and tours (partial)..... | 4731 | 12/08 | 100.9 | 100.9 | 100.9 | 0.0 | 0.0 |
| Arrangement of cruises and tours (partial)..... | 4731-01 | 12/08 | 100.9 | 100.9 | 100.9 | 0.0 | 0.0 |
| Arrangement of cruises and tours (partial)..... | 4731-0101 | 12/08 | 100.9 | 100.9 | 100.9 | 0.0 | 0.0 |
| Other travel arrangements (partial)..... | 474 | 12/08 | 100.0 | 107.8 | 107.8 | 7.8 | 0.0 |
| Other travel arrangements (partial)..... | 4741 | 12/08 | 100.0 | 107.8 | 107.8 | 7.8 | 0.0 |
| Other travel arrangements (partial)..... | 4741-01 | 12/08 | 100.0 | 107.8 | 107.8 | 7.8 | 0.0 |
| Other travel arrangements (partial)..... | 4741-0101 | 12/08 | 100.0 | 107.8 | 107.8 | 7.8 | 0.0 |
| Selected security services (partial)..... | 48 | 03/09 | 100.2 | 100.0 | 100.1 | 0.0 | 0.1 |
| Guard services..... | 481 | 03/09 | 100.2 | 100.0 | 100.1 | 0.0 | 0.1 |
| Guard services..... | 4811 | 03/09 | 100.2 | 100.0 | 100.1 | 0.0 | 0.1 |
| Security guard services..... | 4811-01 | 03/09 | 100.2 | 100.0 | 100.1 | 0.0 | 0.1 |
| Security guard services..... | 4811-0101 | 03/09 | 100.2 | 100.0 | 100.1 | 0.0 | 0.1 |
| Cleaning and building maintenance services (partial)..... | 49 | 03/09 | 100.7 | 100.5 | 100.7 | 0.8 | 0.2 |
| Janitorial services..... | 491 | 03/09 | 100.7 | 100.5 | 100.7 | 0.8 | 0.2 |
| Janitorial services..... | 4911 | 03/09 | 100.7 | 100.5 | 100.7 | 0.8 | 0.2 |
| Janitorial services..... | 4911-01 | 03/09 | 100.7 | 100.5 | 100.7 | 0.8 | 0.2 |
| Janitorial services..... | 4911-0101 | 03/09 | 100.7 | 100.5 | 100.7 | 0.8 | 0.2 |

See footnotes at end of table.

Table 6. Producer price indexes and percent changes for commodity and service groupings and individual items, not seasonally adjusted — Continued
 [1982=100 unless otherwise indicated]

| Commodity | Commodity code | Other index base | Index | | | Percent change to Apr. 2010 from: | |
|---|----------------|------------------|------------------------|------------------------|------------------------|-----------------------------------|-----------|
| | | | Dec. 2009 ¹ | Mar. 2010 ¹ | Apr. 2010 ¹ | Apr. 2009 | Mar. 2010 |
| Waste collection and remediation services (partial) | 50 | 12/08 | 104.5 | 105.5 | 106.4 | 2.8 | 0.9 |
| Waste collection..... | 501 | 12/08 | 104.5 | 105.5 | 106.4 | 2.8 | 0.9 |
| Solid waste collection..... | 5011 | 12/08 | 104.5 | 105.5 | 106.4 | 2.8 | 0.9 |
| Solid waste collection..... | 5011-01 | 12/08 | 104.5 | 105.5 | 106.4 | 2.8 | 0.9 |
| Solid waste collection..... | 5011-0101 | 12/08 | 104.5 | 105.5 | 106.4 | 2.8 | 0.9 |
| Health care services | 51 | 06/09 | 102.2 | 103.2 | 103.3 | — | 0.1 |
| Outpatient care (partial)..... | 511 | 06/09 | 101.2 | 101.9 | 102.1 | — | 0.2 |
| Outpatient care (partial)..... | 5111 | 06/09 | 101.2 | 101.9 | 102.1 | — | 0.2 |
| Physician care..... | 5111-01 | 03/09 | 101.1 | 101.8 | 102.2 | 2.2 | 0.4 |
| Physician care..... | 5111-0101 | 03/09 | 101.1 | 101.8 | 102.2 | 2.2 | 0.4 |
| Medical laboratory and Diagnostic imaging center care..... | 5111-02 | 03/09 | 99.2 | 99.0 | 99.3 | -0.6 | 0.3 |
| Medical laboratory care..... | 5111-0201 | 03/09 | 98.7 | 98.4 | 99.0 | -1.0 | 0.6 |
| Diagnostic imaging center care..... | 5111-0202 | 03/09 | 99.9 | 99.8 | 99.8 | -0.1 | 0.0 |
| Home health and hospice care..... | 5111-03 | 12/08 | 101.0 | 101.4 | 101.3 | 1.1 | -0.1 |
| Home health and hospice care..... | 5111-0301 | 12/08 | 101.0 | 101.4 | 101.3 | 1.1 | -0.1 |
| Hospital outpatient care..... | 5111-04 | 12/08 | 104.3 | 105.4 | 105.3 | 3.7 | -0.1 |
| Hospital outpatient care..... | 5111-0401 | 12/08 | 104.3 | 105.4 | 105.3 | 3.7 | -0.1 |
| Inpatient care..... | 512 | 06/09 | 103.4 | 104.5 | 104.6 | — | 0.1 |
| Inpatient care..... | 5121 | 06/09 | 103.4 | 104.5 | 104.6 | — | 0.1 |
| Hospital inpatient care..... | 5121-01 | 12/08 | 105.3 | 106.6 | 106.6 | 5.3 | 0.0 |
| Hospital inpatient care..... | 5121-0101 | 12/08 | 105.3 | 106.6 | 106.6 | 5.3 | 0.0 |
| Nursing home care..... | 5121-02 | 12/08 | 103.1 | 104.2 | 104.1 | 2.4 | -0.1 |
| Nursing home care..... | 5121-0201 | 12/08 | 103.1 | 104.2 | 104.1 | 2.4 | -0.1 |
| Intellectual and developmental disability center care..... | 5121-03 | 12/08 | 106.8 | 105.1 | 106.6 | 4.6 | 1.4 |
| Intellectual and developmental disability center care..... | 5121-0301 | 12/08 | 106.8 | 105.1 | 106.6 | 4.6 | 1.4 |
| Sales of blood and blood products, organs, and tissues..... | 513 | 03/09 | 100.7 | 101.5 | 101.8 | 1.8 | 0.3 |
| Sales of blood and blood products, organs, and tissues..... | 5131 | 03/09 | 100.7 | 101.5 | 101.8 | 1.8 | 0.3 |
| Sales of blood and blood products, organs, and tissues..... | 5131-01 | 03/09 | 100.7 | 101.5 | 101.8 | 1.8 | 0.3 |
| Sales of blood and blood products, organs, and tissues..... | 5131-0101 | 03/09 | 100.7 | 101.5 | 101.8 | 1.8 | 0.3 |
| Educational services (partial) | 52 | 12/08 | 98.5 | 98.5 | 99.3 | -0.3 | 0.8 |
| Computer training school services..... | 521 | 12/08 | 98.5 | 98.5 | 99.3 | -0.3 | 0.8 |
| Computer training school services..... | 5211 | 12/08 | 98.5 | 98.5 | 99.3 | -0.3 | 0.8 |
| Computer training school services..... | 5211-01 | 12/08 | 98.5 | 98.5 | 99.3 | -0.3 | 0.8 |
| Computer training school services..... | 5211-0101 | 12/08 | 98.5 | 98.5 | 99.3 | -0.3 | 0.8 |
| Accommodation services | 53 | 06/09 | 93.8 | 92.8 | 96.2 | — | 3.7 |
| Traveler accommodation services..... | 531 | 06/09 | 93.8 | 92.8 | 96.2 | — | 3.7 |
| Traveler accommodation services..... | 5311 | 06/09 | 93.8 | 92.8 | 96.2 | — | 3.7 |
| Guestroom or unit rental..... | 5311-01 | 03/09 | 97.0 | 95.9 | 99.5 | -0.5 | 3.8 |
| Guestroom or unit rental..... | 5311-0101 | 03/09 | 97.0 | 95.9 | 99.5 | -0.5 | 3.8 |
| Other traveler accommodation services..... | 5311-02 | 03/09 | 93.3 | 94.9 | 94.9 | -5.6 | 0.0 |
| Other traveler accommodation services..... | 5311-0201 | 03/09 | 93.3 | 94.9 | 94.9 | -5.6 | 0.0 |
| Food and beverage for immediate consumption services (partial) ... | 54 | 06/09 | 100.0 | 100.1 | 100.1 | — | 0.0 |
| Food and beverage for immediate consumption services (partial).... | 541 | 06/09 | 100.0 | 100.1 | 100.1 | — | 0.0 |
| Food and nonalcoholic beverages for immediate consumption (partial)..... | 5411 | 04/09 | 99.5 | 99.6 | 99.6 | -0.4 | 0.0 |
| Food and nonalcoholic beverages for immediate consumption (partial)..... | 5411-01 | 04/09 | 99.5 | 99.6 | 99.6 | -0.4 | 0.0 |
| Food and nonalcoholic beverages for immediate consumption (partial)..... | 5411-0101 | 04/09 | 99.5 | 99.6 | 99.6 | -0.4 | 0.0 |
| Alcoholic beverages for immediate consumption (partial)..... | 5412 | 12/08 | 101.6 | 101.7 | 101.6 | 0.0 | -0.1 |
| Alcoholic beverages for immediate consumption (partial)..... | 5412-01 | 12/08 | 101.6 | 101.7 | 101.6 | 0.0 | -0.1 |
| Alcoholic beverages for immediate consumption (partial)..... | 5412-0101 | 12/08 | 101.6 | 101.7 | 101.6 | 0.0 | -0.1 |
| Repair and maintenance services (partial) | 55 | 06/09 | 101.2 | 101.8 | 102.2 | — | 0.4 |
| Commercial and industrial machinery and equipment repair and maintenance..... | 551 | 03/09 | 100.6 | 101.2 | 101.6 | 1.6 | 0.4 |
| Commercial and industrial machinery and equipment repair and maintenance..... | 5511 | 03/09 | 100.6 | 101.2 | 101.6 | 1.6 | 0.4 |
| Commercial and industrial machinery and equipment repair and maintenance..... | 5511-01 | 03/09 | 100.6 | 101.2 | 101.6 | 1.6 | 0.4 |
| Commercial and industrial machinery and equipment repair and maintenance..... | 5511-0101 | 03/09 | 100.6 | 101.2 | 101.6 | 1.6 | 0.4 |
| Motor vehicle repair and maintenance (partial)..... | 552 | 12/08 | 103.8 | 104.6 | 104.9 | 3.9 | 0.3 |

See footnotes at end of table.

Table 6. Producer price indexes and percent changes for commodity and service groupings and individual items, not seasonally adjusted — Continued
 [1982=100 unless otherwise indicated]

| Commodity | Commodity code | Other index base | Index | | | Percent change to Apr. 2010 from: | |
|---|----------------|------------------|------------------------|------------------------|------------------------|-----------------------------------|-------------|
| | | | Dec. 2009 ¹ | Mar. 2010 ¹ | Apr. 2010 ¹ | Apr. 2009 | Mar. 2010 |
| Motor vehicle repair and maintenance (partial)..... | 5521 | 12/08 | 103.8 | 104.6 | 104.9 | 3.9 | 0.3 |
| Motor vehicle repair and maintenance (partial)..... | 5521-01 | 12/08 | 103.8 | 104.6 | 104.9 | 3.9 | 0.3 |
| Motor vehicle repair and maintenance (partial)..... | 5521-0101 | 12/08 | 103.8 | 104.6 | 104.9 | 3.9 | 0.3 |
| Ship repair and maintenance..... | 553 | 06/09 | 100.0 | 100.0 | 102.9 | — | 2.9 |
| Ship repair and maintenance..... | 5531 | 06/09 | 100.0 | 100.0 | 102.9 | — | 2.9 |
| Ship repair and maintenance, military..... | 5531-01 | 12/08 | 99.8 | 99.8 | 103.1 | 3.3 | 3.3 |
| Ship repair and maintenance, military..... | 5531-0101 | 12/08 | 99.8 | 99.8 | 103.1 | 3.3 | 3.3 |
| Ship repair and maintenance, nonmilitary..... | 5531-02 | 12/08 | 100.1 | 99.8 | 99.9 | -0.1 | 0.1 |
| Ship repair and maintenance, nonmilitary..... | 5531-0201 | 12/08 | 100.1 | 99.8 | 99.9 | -0.1 | 0.1 |
| Aircraft repair and maintenance..... | 554 | 04/09 | 100.4 | 100.9 | 100.9 | 0.9 | 0.0 |
| Aircraft repair and maintenance..... | 5541 | 04/09 | 100.4 | 100.9 | 100.9 | 0.9 | 0.0 |
| Aircraft repair and maintenance..... | 5541-01 | 04/09 | 100.4 | 100.9 | 100.9 | 0.9 | 0.0 |
| Aircraft repair and maintenance..... | 5541-0101 | 04/09 | 100.4 | 100.9 | 100.9 | 0.9 | 0.0 |
| Entertainment services (partial)..... | 56 | 06/09 | 99.4 | 101.0 | 101.5 | — | 0.5 |
| Membership dues and admissions and recreation facility use fees (partial)..... | 561 | 06/09 | 100.2 | 101.3 | 102.2 | — | 0.9 |
| Membership dues and admissions and recreation facility use fees (partial)..... | 5611 | 06/09 | 100.2 | 101.3 | 102.2 | — | 0.9 |
| Membership dues..... | 5611-01 | 04/09 | 99.8 | 100.4 | 101.9 | 1.9 | 1.5 |
| Membership dues, golf courses and country clubs..... | 5611-0101 | 04/09 | 99.5 | 100.7 | 103.5 | 3.5 | 2.8 |
| Membership dues, fitness and recreational sports centers..... | 5611-0102 | 04/09 | 100.0 | 100.2 | 100.5 | 0.5 | 0.3 |
| Admissions and recreational facilities use fees (partial)..... | 5611-02 | 12/08 | 100.7 | 102.3 | 102.3 | 4.0 | 0.0 |
| Admissions and recreational facilities use fees, golf courses and country clubs..... | 5611-0201 | 12/08 | 95.3 | 97.2 | 96.9 | -0.2 | -0.3 |
| Admissions and recreational facilities use fees, fitness and recreational sports centers..... | 5611-0202 | 12/08 | 105.5 | 105.5 | 105.5 | 5.5 | 0.0 |
| Admissions and recreational facilities use fees, amusement and theme parks..... | 5611-0203 | 12/08 | 103.7 | 105.9 | 106.2 | 7.6 | 0.3 |
| Recreational activity instruction fees (partial)..... | 562 | 12/08 | 101.7 | 101.9 | 101.8 | 1.7 | -0.1 |
| Recreational activity instruction fees (partial)..... | 5621 | 12/08 | 101.7 | 101.9 | 101.8 | 1.7 | -0.1 |
| Recreational activity instruction fees (partial)..... | 5621-01 | 12/08 | 101.7 | 101.9 | 101.8 | 1.7 | -0.1 |
| Recreational activity instruction fees (partial)..... | 5621-0101 | 12/08 | 101.7 | 101.9 | 101.8 | 1.7 | -0.1 |
| Gaming receipts (partial)..... | 563 | 12/08 | 99.6 | 102.1 | 102.2 | -1.2 | 0.1 |
| Gaming receipts (partial)..... | 5631 | 12/08 | 99.6 | 102.1 | 102.2 | -1.2 | 0.1 |
| Gaming receipts (partial)..... | 5631-01 | 12/08 | 99.6 | 102.1 | 102.2 | -1.2 | 0.1 |
| Gaming receipts (partial)..... | 5631-0101 | 12/08 | 99.6 | 102.1 | 102.2 | -1.2 | 0.1 |
| Amusement machine receipts (partial)..... | 564 | 12/08 | 83.1 | 83.1 | 83.1 | -4.0 | 0.0 |
| Amusement machine receipts (partial)..... | 5641 | 12/08 | 83.1 | 83.1 | 83.1 | -4.0 | 0.0 |
| Amusement machine receipts (partial)..... | 5641-01 | 12/08 | 83.1 | 83.1 | 83.1 | -4.0 | 0.0 |
| Amusement machine receipts (partial)..... | 5641-0101 | 12/08 | 83.1 | 83.1 | 83.1 | -4.0 | 0.0 |
| Wholesale trade services..... | 57 | 06/09 | 100.2 | 102.9 | 101.6 | — | -1.3 |
| Machinery and equipment and parts and supplies wholesaling..... | 571 | 06/09 | 99.3 | 102.8 | 100.4 | — | -2.3 |
| Machinery and equipment and parts and supplies wholesaling..... | 5711 | 06/09 | 99.3 | 102.8 | 100.4 | — | -2.3 |
| Machinery and equipment wholesaling..... | 5711-01 | 03/09 | 99.7 | 104.9 | 101.1 | 2.0 | -3.6 |
| Machinery and equipment wholesaling..... | 5711-0101 | 03/09 | 99.7 | 104.9 | 101.1 | 2.0 | -3.6 |
| Parts and supplies for machinery and equipment wholesaling..... | 5711-02 | 03/09 | 97.7 | 99.1 | 98.6 | -1.3 | -0.5 |
| Parts and supplies for machinery and equipment wholesaling..... | 5711-0201 | 03/09 | 97.7 | 99.1 | 98.6 | -1.3 | -0.5 |
| Furnishings wholesaling..... | 572 | 03/09 | 90.3 | 74.3 | 77.3 | -21.2 | 4.0 |
| Furnishings wholesaling..... | 5721 | 03/09 | 90.3 | 74.3 | 77.3 | -21.2 | 4.0 |
| Furnishings wholesaling..... | 5721-01 | 03/09 | 90.3 | 74.3 | 77.3 | -21.2 | 4.0 |
| Furnishings wholesaling..... | 5721-0101 | 03/09 | 90.3 | 74.3 | 77.3 | -21.2 | 4.0 |
| Building materials and hardware wholesaling..... | 573 | 03/09 | 97.6 | 94.5 | 93.1 | -8.7 | -1.5 |
| Building materials and hardware wholesaling..... | 5731 | 03/09 | 97.6 | 94.5 | 93.1 | -8.7 | -1.5 |
| Building materials, paint, and hardware wholesaling..... | 5731-01 | 03/09 | 97.6 | 94.5 | 93.1 | -8.7 | -1.5 |
| Building materials, paint, and hardware wholesaling..... | 5731-0101 | 03/09 | 97.6 | 94.5 | 93.1 | -8.7 | -1.5 |
| Metals, minerals, and ores wholesaling..... | 574 | 03/09 | 117.0 | 103.1 | 120.5 | 7.3 | 16.9 |
| Metals, minerals, and ores wholesaling..... | 5741 | 03/09 | 117.0 | 103.1 | 120.5 | 7.3 | 16.9 |
| Metals, minerals, and ores wholesaling..... | 5741-01 | 03/09 | 117.0 | 103.1 | 120.5 | 7.3 | 16.9 |
| Metals, minerals, and ores wholesaling..... | 5741-0101 | 03/09 | 117.0 | 103.1 | 120.5 | 7.3 | 16.9 |
| Chemicals and allied products wholesaling..... | 575 | 03/09 | 102.5 | 105.6 | 105.5 | 6.0 | -0.1 |
| Chemicals and allied products wholesaling..... | 5751 | 03/09 | 102.5 | 105.6 | 105.5 | 6.0 | -0.1 |
| Chemicals and allied products wholesaling..... | 5751-01 | 03/09 | 102.5 | 105.6 | 105.5 | 6.0 | -0.1 |

See footnotes at end of table.

Table 6. Producer price indexes and percent changes for commodity and service groupings and individual items, not seasonally adjusted — Continued
 [1982=100 unless otherwise indicated]

| Commodity | Commodity code | Other index base | Index | | | Percent change to Apr. 2010 from: | |
|---|----------------|------------------|------------------------|------------------------|------------------------|-----------------------------------|------------|
| | | | Dec. 2009 ¹ | Mar. 2010 ¹ | Apr. 2010 ¹ | Apr. 2009 | Mar. 2010 |
| Chemicals and allied products wholesaling..... | 5751-0101 | 03/09 | 102.5 | 105.6 | 105.5 | 6.0 | -0.1 |
| Paper and plastics products wholesaling..... | 576 | 03/09 | 97.8 | 95.0 | 99.2 | 0.9 | 4.4 |
| Paper and plastics products wholesaling..... | 5761 | 03/09 | 97.8 | 95.0 | 99.2 | 0.9 | 4.4 |
| Paper and plastics products wholesaling..... | 5761-01 | 03/09 | 97.8 | 95.0 | 99.2 | 0.9 | 4.4 |
| Paper and plastics products wholesaling..... | 5761-0101 | 03/09 | 97.8 | 95.0 | 99.2 | 0.9 | 4.4 |
| Apparel wholesaling..... | 577 | 03/09 | 100.1 | 88.1 | 99.5 | -0.5 | 12.9 |
| Apparel wholesaling..... | 5771 | 03/09 | 100.1 | 88.1 | 99.5 | -0.5 | 12.9 |
| Apparel wholesaling..... | 5771-01 | 03/09 | 100.1 | 88.1 | 99.5 | -0.5 | 12.9 |
| Apparel wholesaling..... | 5771-0101 | 03/09 | 100.1 | 88.1 | 99.5 | -0.5 | 12.9 |
| Food and alcohol wholesaling..... | 578 | 06/09 | 102.4 | 114.9 | 104.3 | - | -9.2 |
| Food and alcohol wholesaling..... | 5781 | 06/09 | 102.4 | 114.9 | 104.3 | - | -9.2 |
| Food wholesaling..... | 5781-01 | 03/09 | 102.1 | 119.2 | 105.2 | 5.4 | -11.7 |
| Food wholesaling..... | 5781-0101 | 03/09 | 102.1 | 119.2 | 105.2 | 5.4 | -11.7 |
| Alcohol wholesaling..... | 5781-02 | 02/09 | 99.6 | 99.0 | 98.2 | 0.0 | -0.8 |
| Alcohol wholesaling..... | 5781-0201 | 02/09 | 99.6 | 99.0 | 98.2 | 0.0 | -0.8 |
| Other commodities wholesaling..... | 579 | 03/09 | 96.2 | 101.7 | 100.5 | 0.5 | -1.2 |
| Other commodities wholesaling..... | 5791 | 03/09 | 96.2 | 101.7 | 100.5 | 0.5 | -1.2 |
| Other commodities wholesaling..... | 5791-01 | 03/09 | 96.2 | 101.7 | 100.5 | 0.5 | -1.2 |
| Other commodities wholesaling..... | 5791-0101 | 03/09 | 96.2 | 101.7 | 100.5 | 0.5 | -1.2 |
| Retail trade services..... | 58 | 06/09 | 100.8 | 101.4 | 102.2 | - | 0.8 |
| Food and alcohol retailing..... | 581 | 03/09 | 93.8 | 94.6 | 96.3 | -2.4 | 1.8 |
| Food and alcohol retailing..... | 5811 | 03/09 | 93.8 | 94.6 | 96.3 | -2.4 | 1.8 |
| Food and alcohol retailing..... | 5811-01 | 03/09 | 93.8 | 94.6 | 96.3 | -2.4 | 1.8 |
| Food and alcohol retailing..... | 5811-0101 | 03/09 | 93.8 | 94.6 | 96.3 | -2.4 | 1.8 |
| Health and beauty care retailing, including optical goods..... | 582 | 03/09 | 103.3 | 106.7 | 104.2 | 3.6 | -2.3 |
| Health and beauty care retailing, including optical goods..... | 5821 | 03/09 | 103.3 | 106.7 | 104.2 | 3.6 | -2.3 |
| Health and beauty care retailing, including optical goods..... | 5821-01 | 03/09 | 103.3 | 106.7 | 104.2 | 3.6 | -2.3 |
| Health and beauty care retailing, including optical goods..... | 5821-0101 | 03/09 | 103.3 | 106.7 | 104.2 | 3.6 | -2.3 |
| Apparel and jewelry retailing..... | 583 | 06/09 | 105.0 | 110.1 | 109.8 | - | -0.3 |
| Apparel and jewelry retailing..... | 5831 | 06/09 | 105.0 | 110.1 | 109.8 | - | -0.3 |
| Apparel retailing..... | 5831-01 | 03/09 | 104.6 | 110.3 | 109.4 | 7.0 | -0.8 |
| Apparel retailing..... | 5831-0101 | 03/09 | 104.6 | 110.3 | 109.4 | 7.0 | -0.8 |
| Jewelry retailing..... | 5831-02 | 03/09 | 96.9 | 99.2 | 101.5 | 0.4 | 2.3 |
| Jewelry retailing..... | 5831-0201 | 03/09 | 96.9 | 99.2 | 101.5 | 0.4 | 2.3 |
| Computer hardware, software, and supplies retailing..... | 584 | 03/09 | 89.2 | 90.9 | 89.5 | -8.1 | -1.5 |
| Computer hardware, software, and supplies retailing..... | 5841 | 03/09 | 89.2 | 90.9 | 89.5 | -8.1 | -1.5 |
| Computer hardware, software, and supplies retailing..... | 5841-01 | 03/09 | 89.2 | 90.9 | 89.5 | -8.1 | -1.5 |
| Computer hardware, software, and supplies retailing..... | 5841-0101 | 03/09 | 89.2 | 90.9 | 89.5 | -8.1 | -1.5 |
| TV, video, and photographic equipment and supplies retailing..... | 585 | 03/09 | 85.2 | 88.1 | 78.3 | -14.8 | -11.1 |
| TV, video, and photographic equipment and supplies retailing..... | 5851 | 03/09 | 85.2 | 88.1 | 78.3 | -14.8 | -11.1 |
| TV, video, and photographic equipment and supplies retailing..... | 5851-01 | 03/09 | 85.2 | 88.1 | 78.3 | -14.8 | -11.1 |
| TV, video, and photographic equipment and supplies retailing..... | 5851-0101 | 03/09 | 85.2 | 88.1 | 78.3 | -14.8 | -11.1 |
| Automobiles and automobile parts retailing..... | 586 | 06/09 | 102.7 | 110.7 | 108.5 | - | -2.0 |
| Automobiles and automobile parts retailing..... | 5861 | 06/09 | 102.7 | 110.7 | 108.5 | - | -2.0 |
| Automobile retailing..... | 5861-01 | 03/09 | 103.6 | 112.4 | 110.9 | 7.1 | -1.3 |
| Automobile retailing..... | 5861-0101 | 03/09 | 103.6 | 112.4 | 110.9 | 7.1 | -1.3 |
| Automotive parts, including tires, retailing..... | 5861-02 | 03/09 | 98.9 | 105.0 | 100.9 | 0.7 | -3.9 |
| Automotive parts, including tires, retailing..... | 5861-0201 | 03/09 | 98.9 | 105.0 | 100.9 | 0.7 | -3.9 |
| Manufactured (mobile) homes retailing..... | 587 | 03/09 | 95.7 | 95.5 | 93.8 | -5.8 | -1.8 |
| Manufactured (mobile) homes retailing..... | 5871 | 03/09 | 95.7 | 95.5 | 93.8 | -5.8 | -1.8 |
| Manufactured (mobile) homes retailing..... | 5871-01 | 03/09 | 95.7 | 95.5 | 93.8 | -5.8 | -1.8 |
| Manufactured (mobile) homes retailing..... | 5871-0101 | 03/09 | 95.7 | 95.5 | 93.8 | -5.8 | -1.8 |
| RVs, trailers, and campers retailing..... | 588 | 03/09 | 107.4 | 104.0 | 100.4 | -0.4 | -3.5 |
| RVs, trailers, and campers retailing..... | 5881 | 03/09 | 107.4 | 104.0 | 100.4 | -0.4 | -3.5 |
| RVs, trailers, and campers retailing..... | 5881-01 | 03/09 | 107.4 | 104.0 | 100.4 | -0.4 | -3.5 |
| RVs, trailers, and campers retailing..... | 5881-0101 | 03/09 | 107.4 | 104.0 | 100.4 | -0.4 | -3.5 |
| Sporting goods, including boats, retailing..... | 589 | 03/09 | 95.1 | 95.6 | 97.9 | 2.9 | 2.4 |
| Sporting goods, including boats, retailing..... | 5891 | 03/09 | 95.1 | 95.6 | 97.9 | 2.9 | 2.4 |
| Sporting goods, including boats, retailing..... | 5891-01 | 03/09 | 95.1 | 95.6 | 97.9 | 2.9 | 2.4 |

See footnotes at end of table.

Table 6. Producer price indexes and percent changes for commodity and service groupings and individual items, not seasonally adjusted — Continued
 [1982=100 unless otherwise indicated]

| Commodity | Commodity code | Other index base | Index | | | Percent change to Apr. 2010 from: | |
|--|----------------|------------------|------------------------|------------------------|------------------------|-----------------------------------|-------------|
| | | | Dec. 2009 ¹ | Mar. 2010 ¹ | Apr. 2010 ¹ | Apr. 2009 | Mar. 2010 |
| Sporting goods, including boats, retailing..... | 5891-0101 | 03/09 | 95.1 | 95.6 | 97.9 | 2.9 | 2.4 |
| Lawn, garden, and farm equipment and supplies retailing..... | 58A | 03/09 | 97.1 | 103.7 | 96.8 | -2.5 | -6.7 |
| Lawn, garden, and farm equipment and supplies retailing..... | 58A1 | 03/09 | 97.1 | 103.7 | 96.8 | -2.5 | -6.7 |
| Lawn, garden, and farm equipment and supplies retailing..... | 58A1-01 | 03/09 | 97.1 | 103.7 | 96.8 | -2.5 | -6.7 |
| Lawn, garden, and farm equipment and supplies retailing..... | 58A1-0101 | 03/09 | 97.1 | 103.7 | 96.8 | -2.5 | -6.7 |
| Furniture retailing..... | 58B | 03/09 | 99.1 | 97.5 | 104.7 | 5.9 | 7.4 |
| Furniture retailing..... | 58B1 | 03/09 | 99.1 | 97.5 | 104.7 | 5.9 | 7.4 |
| Furniture retailing..... | 58B1-01 | 03/09 | 99.1 | 97.5 | 104.7 | 5.9 | 7.4 |
| Furniture retailing..... | 58B1-0101 | 03/09 | 99.1 | 97.5 | 104.7 | 5.9 | 7.4 |
| Flooring and floor coverings retailing..... | 58C | 03/09 | 107.0 | 101.7 | 105.2 | 1.8 | 3.4 |
| Flooring and floor coverings retailing..... | 58C1 | 03/09 | 107.0 | 101.7 | 105.2 | 1.8 | 3.4 |
| Flooring and floor coverings retailing..... | 58C1-01 | 03/09 | 107.0 | 101.7 | 105.2 | 1.8 | 3.4 |
| Flooring and floor coverings retailing..... | 58C1-0101 | 03/09 | 107.0 | 101.7 | 105.2 | 1.8 | 3.4 |
| Hardware and building materials and supplies retailing..... | 58D | 03/09 | 96.5 | 99.2 | 100.6 | 0.6 | 1.4 |
| Hardware and building materials and supplies retailing..... | 58D1 | 03/09 | 96.5 | 99.2 | 100.6 | 0.6 | 1.4 |
| Hardware and building materials and supplies retailing..... | 58D1-01 | 03/09 | 96.5 | 99.2 | 100.6 | 0.6 | 1.4 |
| Hardware and building materials and supplies retailing..... | 58D1-0101 | 03/09 | 96.5 | 99.2 | 100.6 | 0.6 | 1.4 |
| Major household appliances retailing..... | 58E | 03/09 | 108.0 | 101.5 | 102.1 | -1.9 | 0.6 |
| Major household appliances retailing..... | 58E1 | 03/09 | 108.0 | 101.5 | 102.1 | -1.9 | 0.6 |
| Major household appliance retailing..... | 58E1-01 | 03/09 | 108.0 | 101.5 | 102.1 | -1.9 | 0.6 |
| Major household appliance retailing..... | 58E1-0101 | 03/09 | 108.0 | 101.5 | 102.1 | -1.9 | 0.6 |
| Fuels and lubricants retailing..... | 58F | 06/09 | 129.0 | 84.6 | 106.2 | — | 25.5 |
| Fuels and lubricants retailing..... | 58F1 | 06/09 | 129.0 | 84.6 | 106.2 | — | 25.5 |
| Automotive fuels and lubricants retailing..... | 58F1-01 | 03/09 | 165.8 | 92.9 | 129.6 | 55.2 | 39.5 |
| Automotive fuels and lubricants retailing..... | 58F1-0101 | 03/09 | 165.8 | 92.9 | 129.6 | 55.2 | 39.5 |
| Household fuels retailing..... | 58F1-02 | 03/09 | 88.3 | 89.2 | 86.3 | -8.6 | -3.3 |
| Household fuels retailing..... | 58F1-0201 | 03/09 | 88.3 | 89.2 | 86.3 | -8.6 | -3.3 |
| Cleaning supplies and paper products retailing..... | 58G | 03/09 | 107.2 | 106.4 | 105.2 | 3.2 | -1.1 |
| Cleaning supplies and paper products retailing..... | 58G1 | 03/09 | 107.2 | 106.4 | 105.2 | 3.2 | -1.1 |
| Cleaning supplies and paper products retailing..... | 58G1-01 | 03/09 | 107.2 | 106.4 | 105.2 | 3.2 | -1.1 |
| Cleaning supplies and paper products retailing..... | 58G1-0101 | 03/09 | 107.2 | 106.4 | 105.2 | 3.2 | -1.1 |
| Book retailing..... | 58H | 03/09 | 102.7 | 107.3 | 107.3 | 6.7 | 0.0 |
| Book retailing..... | 58H1 | 03/09 | 102.7 | 107.3 | 107.3 | 6.7 | 0.0 |
| Book retailing..... | 58H1-01 | 03/09 | 102.7 | 107.3 | 107.3 | 6.7 | 0.0 |
| Book retailing..... | 58H1-0101 | 03/09 | 102.7 | 107.3 | 107.3 | 6.7 | 0.0 |
| Other merchandise retailing (partial)..... | 58I | 03/09 | 97.2 | 96.4 | 97.6 | -5.2 | 1.2 |
| Other merchandise retailing (partial)..... | 58I1 | 03/09 | 97.2 | 96.4 | 97.6 | -5.2 | 1.2 |
| Other merchandise retailing (partial)..... | 58I1-01 | 03/09 | 97.2 | 96.4 | 97.6 | -5.2 | 1.2 |
| Other merchandise retailing (partial)..... | 58I1-0101 | 03/09 | 97.2 | 96.4 | 97.6 | -5.2 | 1.2 |
| Metal treatment services..... | 59 | 12/84 | 168.9 | 170.3 | 170.2 | 3.3 | -0.1 |
| Metal treatment services..... | 591 | 12/84 | 168.9 | 170.3 | 170.2 | 3.3 | -0.1 |
| Metal treatment services..... | 5911 | 12/84 | 168.9 | 170.3 | 170.2 | 3.3 | -0.1 |
| Metal plating and polishing..... | 5911-01 | 12/84 | 186.7 | 187.2 | 187.1 | 5.1 | -0.1 |
| Metal plating and polishing..... | 5911-0111 | 12/84 | 186.7 | 187.2 | 187.1 | 5.1 | -0.1 |
| Metal coating and allied services..... | 5911-02 | 12/84 | 157.8 | 159.1 | 159.3 | 2.4 | 0.1 |
| Metal coating and allied services..... | 5911-0222 | 12/84 | 157.8 | 159.1 | 159.3 | 2.4 | 0.1 |
| Metal heat treating..... | 5911-03 | 06/85 | 150.5 | 153.3 | 152.3 | 2.7 | -0.7 |
| Metal heat treating..... | 5911-0349 | 06/06 | 119.0 | 121.3 | 120.4 | 2.6 | -0.7 |
| Mining services..... | 60 | 06/85 | 207.7 | 211.1 | 214.5 | -3.0 | 1.6 |
| Mining services..... | 601 | 06/85 | 207.7 | 211.1 | 214.5 | -3.0 | 1.6 |
| Mining services..... | 6011 | 06/85 | 207.7 | 211.1 | 214.5 | -3.0 | 1.6 |
| Metal mining services..... | 6011-01 | 12/85 | 152.4 | 152.4 | 152.4 | 0.0 | 0.0 |
| Metal mining services..... | 6011-0101 | 12/85 | 152.4 | 152.4 | 152.4 | 0.0 | 0.0 |
| Support activities for coal mining..... | 6011-02 | 06/85 | 191.2 | 190.2 | 190.4 | 0.8 | 0.1 |
| Support activities for coal mining..... | 6011-0201 | 06/85 | 191.2 | 190.2 | 190.4 | 0.8 | 0.1 |
| Drilling oil and gas well services..... | 6011-03 | 12/85 | 321.2 | 327.3 | 329.0 | -5.5 | 0.5 |
| Drilling oil and gas well services..... | 6011-0301 | 12/85 | 321.2 | 327.3 | 329.0 | -5.5 | 0.5 |
| Support activities for oil and gas operations..... | 6011-04 | 12/85 | 172.5 | 175.4 | 181.2 | -0.3 | 3.3 |
| Support activities for oil and gas operations..... | 6011-0401 | 12/85 | 172.5 | 175.4 | 181.2 | -0.3 | 3.3 |
| Nonmetallic minerals mining services..... | 6011-05 | 06/85 | 143.2 | 143.2 | 143.2 | 0.0 | 0.0 |

See footnotes at end of table.

Table 6. Producer price indexes and percent changes for commodity and service groupings and individual items, not seasonally adjusted — Continued
 [1982=100 unless otherwise indicated]

| Commodity | Commodity code | Other index base | Index | | | Percent change to Apr. 2010 from: | |
|---|----------------|------------------|------------------------|------------------------|------------------------|-----------------------------------|-----------|
| | | | Dec. 2009 ¹ | Mar. 2010 ¹ | Apr. 2010 ¹ | Apr. 2009 | Mar. 2010 |
| Nonmetallic minerals mining services..... | 6011-0501 | 06/85 | 143.2 | 143.2 | 143.2 | 0.0 | 0.0 |
| Construction (partial) | 80 | 06/09 | 97.6 | 97.7 | 97.9 | — | 0.2 |
| New nonresidential building construction..... | 801 | 06/09 | 97.6 | 97.7 | 97.9 | — | 0.2 |
| New nonresidential building construction..... | 8011 | 06/09 | 97.6 | 97.7 | 97.9 | — | 0.2 |
| New warehouse building construction..... | 8011-01 | 12/04 | 123.7 | 123.1 | 123.3 | -4.6 | 0.2 |
| New warehouse building construction..... | 8011-0101 | 12/04 | 123.7 | 123.1 | 123.3 | -4.6 | 0.2 |
| New school building construction..... | 8011-02 | 12/05 | 130.2 | 131.1 | 132.0 | -1.5 | 0.7 |
| New school building construction..... | 8011-0201 | 12/05 | 130.2 | 131.1 | 132.0 | -1.5 | 0.7 |
| New office building construction..... | 8011-03 | 06/06 | 112.7 | 112.3 | 112.3 | -4.2 | 0.0 |
| New office building construction..... | 8011-0301 | 06/06 | 112.7 | 112.3 | 112.3 | -4.2 | 0.0 |
| New industrial building construction..... | 8011-04 | 06/07 | 105.2 | 105.1 | 105.1 | -3.9 | 0.0 |
| New industrial building construction..... | 8011-0401 | 06/07 | 105.2 | 105.1 | 105.1 | -3.9 | 0.0 |

1 The indexes for December 2009 have been recalculated to incorporate late reports and corrections by respondents. All indexes are subject to revision 4 months after original publication.
 2 Due to incomplete coverage of the services sector, some services indexes in this table reflect only a portion of their wherever-provided output. These indexes are flagged using the term "partial" at the end of their titles. For more information regarding wherever-provided services indexes, go to www.bls.gov/ppi/wepnotice.htm. This webpage includes methodology documentation, a table identifying missing coverage areas for those indexes with incomplete coverage, and a concordance table between wherever-provided services indexes and Census product codes.

"—" Data not available.

n.e.c. = Not elsewhere classified.

Table 7. Producer price indexes by durability of product, not seasonally adjusted
 [1982=100]

| Grouping | Annual average 2009 | Apr. 2009 | Dec. 2009 ¹ | Mar. 2010 ¹ | Apr. 2010 ¹ |
|--|------------------------|-----------|------------------------|------------------------|------------------------|
| Total durable goods..... | 158.4 | 157.0 | 160.3 | 162.3 | 163.6 |
| Total non-durable goods..... | 182.9 | 177.6 | 190.4 | 197.9 | 198.7 |
| Total manufactures..... | 171.4 | 168.5 | 175.2 | 178.9 | 180.8 |
| Durable..... | 155.7 | 155.1 | 156.5 | 157.5 | 158.3 |
| Nondurable..... | 187.2 | 181.9 | 193.9 | 200.3 | 203.5 |
| Total raw or slightly processed goods..... | 175.2 | 168.5 | 186.2 | 197.3 | 194.7 |
| Durable..... | 281.9 | 246.0 | 331.4 | 377.2 | 402.6 |
| Nondurable..... | 169.9 | 164.7 | 179.0 | 188.4 | 184.4 |

¹ The indexes for December 2009 have been recalculated to incorporate late reports and corrections by respondents. All indexes are subject to revision 4 months after original publication.

Table 8. Producer price indexes for special commodity groupings, not seasonally adjusted
 [1982=100, unless otherwise indicated]

| Commodity grouping | Annual average 2009 | Apr. 2009 | Dec. 2009 ¹ | Mar. 2010 ¹ | Apr. 2010 ¹ |
|--|------------------------|-----------|------------------------|------------------------|------------------------|
| All commodities except farm products..... | 175.4 | 171.2 | 180.5 | 185.4 | 186.6 |
| All foods..... | 172.6 | 172.8 | 177.4 | 183.2 | 182.6 |
| Apples (June 2008=100)..... | 77.6 | 76.4 | 78.1 | 82.5 | 83.8 |
| Berries (June 2008=100)..... | 153.1 | 200.5 | 212.9 | 208.2 | 153.8 |
| Processed foods..... | 175.7 | 175.2 | 177.9 | 180.6 | 182.6 |
| Industrial commodities less fuels and related products and power..... | 176.5 | 175.0 | 178.9 | 182.3 | 183.8 |
| Selected textile mill products..... | 137.8 | 137.7 | 138.6 | 140.3 | 140.1 |
| Hosiery..... | 152.1 | 153.0 | 151.7 | 151.8 | 151.8 |
| Underwear and nightwear..... | 139.1 | 139.3 | 140.1 | 140.2 | 140.3 |
| Chemicals and allied products, including synthetic rubber and synthetic fibers and yarns..... | 223.9 | 219.9 | 230.8 | 239.4 | 243.0 |
| Pharmaceutical preparations for human and veterinary use..... | 438.9 | 435.1 | 447.7 | 458.9 | 460.5 |
| Pharmaceuticals for human use, prescription..... | 153.2 | 151.7 | 157.1 | 163.5 | 163.1 |
| Pharmaceuticals for human use, non-prescription..... | 107.7 | 108.1 | 108.2 | 108.9 | 108.5 |
| Lumber and plywood..... | 153.1 | 149.0 | 158.6 | 170.5 | 178.5 |
| Steel mill products, including fabricated wire products..... | 169.3 | 161.7 | 174.2 | 188.5 | 196.9 |
| Finished steel mill products, excluding fabricated wire products..... | 160.7 | 151.9 | 167.3 | 182.6 | 192.7 |
| Finished steel mill products, including fabricated wire products..... | 165.4 | 157.3 | 171.2 | 185.4 | 194.2 |
| Special metals and metal products..... | 165.2 | 161.8 | 170.2 | 174.3 | 177.3 |
| Fabricated metal products..... | 178.8 | 179.7 | 176.9 | 178.2 | 178.5 |
| Copper and copper products..... | 330.3 | 298.1 | 411.2 | 415.6 | 453.1 |
| Machinery and motive products..... | 144.6 | 144.6 | 144.8 | 145.0 | 144.9 |
| Machinery and equipment, except electrical..... | 148.5 | 148.6 | 148.2 | 148.3 | 148.2 |
| Agricultural machinery, including tractors..... | 209.0 | 207.9 | 210.5 | 211.2 | 211.5 |
| Metalworking machinery..... | 176.5 | 177.1 | 176.3 | 176.4 | 176.4 |
| Total tractors..... | 192.6 | 192.6 | 192.8 | 191.6 | 193.3 |
| Construction materials..... | 189.2 | 188.1 | 189.4 | 193.9 | 196.4 |
| Agricultural machinery and equipment, less parts..... | 206.1 | 205.0 | 207.6 | 208.3 | 208.5 |
| Farm and garden tractors, less parts..... | 200.0 | 200.5 | 200.6 | 199.8 | 199.8 |
| Agricultural machinery excluding tractors, less parts..... | 212.5 | 211.0 | 214.2 | 215.9 | 216.2 |

¹ The indexes for December 2009 have been recalculated to incorporate late reports and corrections by respondents. All indexes are subject to revision 4 months after original publication.
 NOTE: See next page for content of indexes on this table.

Table 8 commodity groupings include the following items:

All commodities except farm products: 02 through 15
All foods: 011, 017, and 02 less 0261, 0262, and 029
Apples: 01110208, 01110209, 01110211, 01110215, 01110216
Berries: 01110222, 01110224, 01110225, 01110226, 01110227
Processed foods: 02 less 0261, 0262, and 029
Industrial commodities less fuels and related products and power: 03, 04, and 06 through 15
Selected textile mill products: 0327, 03370104, 034, 03810811, 03810821, 03810822, 03820312, 03830324, 03830325, and 1231
Hosiery: 03810821, 03810822, 03810823, 03810824, 03810825, 03810826
Underwear and nightwear: 03810641, 03810642, 03810643, 03810645, 03810653, 03810761, 03810811, 03810812
Chemicals and allied products, including synthetic rubber and synthetic fibers: 031, 06 less 064, and 071102
Pharmaceutical preparations for human and veterinary use: 0634 and 0638
Pharmaceuticals for human use, prescription: prescription pharmaceutical price quotes from 0638
Pharmaceuticals for human use, non-prescription: non-prescription pharmaceutical price quotes from 0638
Lumber and plywood: 081 and 083
Steel mill products, including fabricated wire products: 1017 and 1088
Finished steel mill products, excluding fabricated wire products: 1017 less 101702
Finished steel mill products, including fabricated wire products: 1017 and 1088 less 101702
Special metals and metal products: 10, 111, and 141
Fabricated metal products: 103 through 108
Copper and copper products: 10210201, 10220131, 102301, 102403, 102502, 10260314, and 10280305
Machinery and motive products: 11 and 14
Machinery and equipment except electrical: 111, 112, 113, 114, 115, 116, 118, and 119
Agricultural machinery, including tractors: 1114 less 111409
Metalworking machinery: 113A, 1132, 113304, 1137, and 1138
Total tractors: 111403 and 112A less 112A03
Construction materials: 062101, 0721, 081105, 081106, 081107, 081203, 081204, 082, 0831, 0835, 086, 092, 101502, 101703, 101704, 10250163, 104101, 105, 106, 1071, 10730131, 10730132, 10730133, 10730135, 10730136, 107404, 10740501, 107409, 10830225, 1142, 1147, 11490205, 11710143, 11710144, 11710147, 11710216, 11710217, 123101, 1232, 131105, 1321, 1322, 133, 134, 1361, 1362, 137, 1392, 1394, and 139501
Agricultural machinery and equipment, less parts (old commodity code 111): 111 less 111409
Farm and garden tractors, less parts (old commodity code 1111): 111403
Agricultural machinery excluding tractors, less parts (old commodity code 1112): 1114 less 111403

Note: Weights for the above components are those used for the comprehensive All commodities index.

Table 9. Producer price indexes for material and supply inputs to construction industries, not seasonally adjusted¹
 [June 1986=100]

| Grouping | Relative Importance December 2009 | Unadjusted index ² | | | Percent change to Apr. 2010 from: | |
|--|---|-------------------------------|-----------|-----------|--------------------------------------|-----------|
| | | Dec. 2009 | Mar. 2010 | Apr. 2010 | Apr. 2009 | Mar. 2010 |
| Inputs to construction industries..... | 100.000 | 190.3 | 195.2 | 197.3 | 5.7 | 1.1 |
| New construction..... | 94.160 | 189.6 | 194.3 | 196.3 | 5.3 | 1.0 |
| Single-unit residential..... | 23.001 | 185.9 | 189.9 | 191.6 | 3.9 | 0.9 |
| Multi-unit residential..... | 23.001 | 185.9 | 189.9 | 191.7 | 4.1 | 0.9 |
| Non-residential buildings..... | 20.863 | 182.6 | 186.7 | 188.5 | 5.1 | 1.0 |
| Highway and street construction..... | 13.647 | 209.3 | 215.0 | 217.4 | 8.3 | 1.1 |
| Other heavy construction..... | 13.647 | 198.6 | 204.0 | 206.3 | 6.7 | 1.1 |
| Maintenance and repair construction..... | 5.840 | 198.2 | 204.7 | 207.7 | 9.8 | 1.5 |
| Residential..... | 1.029 | 187.2 | 191.7 | 193.6 | 5.6 | 1.0 |
| Non-residential..... | 4.811 | 200.8 | 207.9 | 211.1 | 10.7 | 1.5 |

1 Indexes in this table are derived from the primary product indexes in table 5 that are weighted using 1997 input/output relationships. These indexes only include inputs to construction which are produced by the mining and manufacturing sectors of the economy excluding capital equipment. Since they do not include labor and capital costs, these indexes should not be regarded as comprehensive measures of construction costs. See note on page 190 of the July 1986 issue of Producer Price Indexes.

2 The indexes for December 2009 have been recalculated to incorporate late reports and corrections by respondents. All data are subject to revision 4 months after original publication.

Technical Note

Brief Explanation of Producer Price Indexes

The Producer Price Index (PPI) of the Bureau of Labor Statistics (BLS) is a family of indexes that measure the average change over time in the prices received by domestic producers of goods and services. PPIs measure price change from the perspective of the seller. This contrasts with other measures, such as the Consumer Price Index (CPI). CPIs measure price change from the purchaser's perspective. Sellers' and purchasers' prices can differ due to government subsidies, sales and excise taxes, and distribution costs.

More than 9,000 PPIs for individual products and groups of products are released each month. PPIs are available for the products of virtually every industry in the mining and manufacturing sectors of the U.S. economy. New PPIs are gradually being introduced for the products of industries in the construction, trade, finance, and services sectors of the economy.

More than 100,000 price quotations per month are organized into three sets of PPIs: (1) Stage-of-processing indexes, (2) commodity indexes, and (3) indexes for the net output of industries and their products. The stage-of-processing structure organizes products by class of buyer and degree of fabrication. The commodity structure organizes products by similarity of end use or material composition. The entire output of various industries is sampled to derive price indexes for the net output of industries and their products.

Stage-of-Processing Indexes

Within the stage-of-processing system, finished goods are commodities that will not undergo further processing and are ready for sale to the final-demand user, either an individual consumer or business firm. Consumer foods include unprocessed foods such as eggs and fresh vegetables, as well as processed foods such as bakery products and meats. Other finished consumer goods include durable goods such as automobiles, household furniture, and appliances, as well as nondurable goods such as apparel and home heating oil. Capital equipment includes durable goods such as heavy motor trucks, tractors, and machine tools.

The stage-of-processing category for intermediate materials, supplies, and components consists partly of commodities that have been processed but require further processing. Examples of such semifinished goods include flour, cotton yarn, steel mill products, and lumber. The intermediate goods category also encompasses nondurable, physically complete items purchased by business firms as inputs for their operations. Examples include diesel fuel, belts and belting, paper boxes, and fertilizers.

Crude materials for further processing are products entering the market for the first time that have not been manufactured or fabricated and that are not sold directly to consumers. Crude foodstuffs and feedstuffs include items such as grains and livestock. Examples of crude nonfood

materials include raw cotton, crude petroleum, coal, hides and skins, and iron and steel scrap.

Commodity Indexes

The commodity classification structure of the PPI organizes goods and services by similarity of material composition or end use, disregarding their industry of origin. Table 6 of the *PPI Detailed Report* includes data for commodity indexes, organized in a hierarchal structure, including major commodity groupings (two-digit commodity codes), subgroups (three-digit codes), product classes (four-digit codes), subproduct classes (five- and six-digit codes), item groupings (seven-digit codes) and individual items (eight-, nine-, and ten-digit codes).

Industry Net-Output Price Indexes

PPIs for the net output of industries and their products are grouped according to the North American Industry Classification System (NAICS). Prior to the release of January 2004, industry-based PPIs were published according to the Standard Industrial Classification (SIC) system. Industry price indexes are compatible with other economic time series organized by industry, such as data on employment, wages, and productivity. Table 5 of the *PPI Detailed Report* includes data for NAICS industries and industry groups (3-, 4-, 5-, and 6-digit codes), Census product classes (7- and 8-digit codes), products (9-digit codes), and more detailed subproducts (11-digit codes), and, for some industries, indexes for other sources of revenue.

Indexes may represent one of three kinds of product categories. Every industry has primary product indexes to show changes in prices received by establishments classified in the industry for products made primarily, but not necessarily exclusively, by that industry. The industry classification of an establishment is determined by which products make up a plurality of its total shipment value. In addition, most industries have secondary product indexes that show changes in prices received by establishments classified in the industry for products chiefly made in some other industry. Finally, some industries have miscellaneous receipts indexes to show price changes in other sources of revenue received by establishments within the industry that are not derived from sales of their products—for example, resales of purchased materials, or revenues from parking lots owned by a manufacturing plant.

Data Collection

PPIs are based on selling prices reported by establishments of all sizes selected by probability sampling, with the probability of selection proportionate to size. Individual items and transaction terms from these firms also are chosen by probability proportionate to size. BLS strongly encourages cooperating companies to supply actual transaction prices at the time of shipment to minimize the use of list prices. Prices submitted by survey respondents are

effective on the Tuesday of the week containing the 13th day of the month. This survey is conducted primarily through the mail.

Price data are provided on a voluntary and confidential basis; only sworn BLS employees are allowed access to individual company price reports. BLS publishes price indexes instead of actual prices. All PPIs are subject to revision 4 months after original publication to reflect the availability of late reports and corrections by respondents.

BLS periodically updates the PPI sample of survey respondents to better reflect current conditions when the structure, membership, technology, or product mix of an industry shifts significantly and to spread reporting burden among smaller firms. Results of these resampling efforts are incorporated into the PPI with the release of data for January and July.

As part of an ongoing effort to expand coverage to sectors of the economy other than mining and manufacturing, an increasing number of service sector industries have been introduced into the PPI. The following list of recently introduced industries includes the month and year in which an article describing the industry's content appeared in the *PPI Detailed Report*.

Service sector industries introduced into the Producer Price Index, by SIC or NAICS code and the *PPI Detailed Report* that announces their introduction

| <i>Title</i> | <i>Code</i> | <i>PPI Detailed Report Issue</i> |
|---|-------------|----------------------------------|
| SIC | | |
| Wireless telecommunications | 4812 | July 1999 |
| Telephone communications, except radio telephone | 4813 | July 1995 |
| Television broadcasting | 4833 | July 2002 |
| Grocery stores | 5411 | July 2000 |
| Meat and fish (seafood) markets | 5421 | July 2000 |
| Fruit and vegetable markets | 5431 | July 2000 |
| Candy, nut, and confectionery stores ... | 5441 | July 2000 |
| Retail bakeries | 5461 | July 2000 |
| Miscellaneous food stores | 5499 | July 2000 |
| New car dealers | 5511 | July 2000 |
| Gasoline service stations | 5541 | January 2002 |
| Boat dealers | 5551 | January 2002 |
| Recreational vehicle dealers | 5561 | January 2002 |
| Miscellaneous retail | 59 | January 2001 |
| Security brokers, dealers, and investment bankers | 6211 | January 2001 |
| Investment advice | 6282 | January 2003 |
| Life insurance carriers | 6311 | January 1999 |
| Property and casualty insurance | 6331 | July 1998 |
| Insurance agencies and brokerages | 6412 | January 2003 |
| Operators and lessors of nonresidential buildings | 6512 | January 1996 |
| Real estate agents and managers | 6531 | January 1996 |
| Prepackaged software | 7372 | January 1998 |
| Data processing services | 7374 | January 2002 |
| Home health care services | 8082 | January 1997 |
| Legal services | 8111 | January 1997 |
| Engineering design, analysis, and | | |

| | | |
|---|-------------|----------------------------------|
| consulting services | 8711 | January 1997 |
| Architectural design, analysis, and consulting services | 8712 | January 1997 |
| <i>Title</i> | <i>Code</i> | <i>PPI Detailed Report Issue</i> |
| SIC | | |
| Premiums for property and casualty insurance | 9331 | July 1998 |
| NAICS | | |
| New Industrial building construction | 236211 | January 2008 |
| New warehouse building construction .. | 236221 | July 2005 |
| New school construction | 236222 | July 2006 |
| New office construction | 236223 | January 2007 |
| Concrete contractors, nonresidential building work | 23811X | July 2008 |
| Roofing contractors, nonresidential building work | 23816X | July 2008 |
| Electrical contractors, nonresidential building work | 23821X | July 2008 |
| Plumbing / HVAC contractors, nonresidential building work | 23822X | July 2008 |
| Merchant wholesalers, durable goods .. | 423 | July 2005 |
| Merchant wholesalers, nondurable goods | 424 | July 2005 |
| Wholesale trade agents and brokers ... | 425120 | July 2005 |
| Furniture and home furnishings stores . | 442 | January 2004 |
| Electronics and appliance stores | 443 | January 2004 |
| Building material and garden equipment and supplies dealers | 444 | January 2004 |
| Clothing and clothing accessories stores | 448 | January 2004 |
| Sporting goods, hobby, book, and music stores | 451 | January 2004 |
| General merchandise stores | 452 | January 2004 |
| Miscellaneous store retailers | 453 | January 2004 |
| Internet service providers | 518111 | July 2005 |
| Internet publishing and web search portals | 519130 | January 2010 |
| Commercial banking | 522110 | January 2005 |
| Savings institutions | 522120 | January 2005 |
| Direct health and medical insurance carriers | 524114 | July 2004 |
| Construction, mining, and forestry machinery and equipment rental and leasing | 532412 | January 2005 |
| Management consulting services | 541610 | January 2007 |
| Security guards and patrol services | 561612 | July 2005 |
| Computer training | 611420 | July 2007 |
| Blood and organ banks | 621991 | January 2007 |
| Amusement and theme parks | 713110 | July 2006 |
| Golf courses and country clubs | 713910 | July 2006 |
| Fitness and recreational sports centers . | 713940 | July 2005 |
| Commercial machinery repair and maintenance..... | 811310 | July 2007 |

Weights

Weights for most traditional commodity groupings of the PPI, as well as weights for commodity-based aggregate indexes calculated using traditional commodity groupings, such as stage-of-processing indexes, currently reflect 2002

values of shipments as reported in the *Census of Manufactures* and other sources. From January 2002 through December 2006, PPI weights were derived from 1997 shipment values. Industry indexes now are calculated with 2002 weights and net output ratios. This periodic update of the value weights used to calculate the PPI is done to more accurately reflect changes in production and marketing patterns in the economy. Net output values of shipments are used as weights for industry indexes. Net output values refer to the value of shipments from establishments within the industry to buyers outside the industry. However, weights for commodity price indexes are based on gross shipment values, including values of shipments between establishments within the same industry. As a result, broad commodity grouping indexes, such as the PPI for All Commodities (which is comprised of major commodity groupings 01 through 15), are affected by the multiple counting of price change at successive stages of processing, which can lead to exaggerated or misleading signals about inflation. Stage-of-processing indexes partially correct for this defect, but industry indexes consistently correct for this at all levels of aggregation. Therefore, industry and stage-of-processing indexes are more appropriate than broad commodity groupings for economic analysis of general price trends.

Price Index Reference Base

Effective with publication of January 1988 data, many important PPI series (including stage-of-processing groupings and most commodity groups and individual items) were placed on a new reference base, 1982 = 100. From 1971 through 1987, the standard reference base for most PPI series was 1967 = 100. Except for rounding differences, the shift to the new reference base did not alter any previously published percent changes for affected PPI series. (See “Calculating Index Changes,” below.) The 1982 reference base is not used for commodity indexes with a base later than December 1981 or for industry net output indexes and their products.

For further information on the underlying concepts and methodology of the Producer Price Index, see chapter 14, “Producer Prices,” in *BLS Handbook of Methods* (April 1997), Bulletin 2490. This document can be downloaded from the BLS Web site at www.bls.gov/opub/hom/homch14_etc.htm. Reprints are available on request.

Calculating Index Changes

Each PPI measures price changes from a reference period that equals 100.0. An increase of 5.5 percent from the reference period in the Finished Goods Price Index, for example, is shown as 105.5. This change also can be expressed in dollars, as follows: prices received by domestic producers of a sample of finished goods have risen from \$100 in 1982 to \$105.50. Likewise, a current index of 90.0 would indicate that prices received by producers of finished goods are 10 percent lower than they were in 1982.

Movements of price indexes from one month to another are usually expressed as percent changes, rather than as changes in index points. Index point changes are affected by the level of the index in relation to its base period, whereas percent changes are not. The following example shows the computation of index point and percent changes.

Index point change

| | |
|----------------------------|-------|
| Finished Goods Price Index | 107.5 |
| Less previous index | 104.0 |
| Equals index point change | 3.5 |

Index percent change

| | |
|-------------------------------|-------------|
| Index point change | 3.5 |
| Divided by the previous index | 104.0 |
| Equals | 0.034 |
| Result multiplied by 100 | 0.034 x 100 |
| Equals percent change | 3.4 |

Seasonally Adjusted and Unadjusted Data

Because price data are used for different purposes by different groups, BLS publishes seasonally adjusted and unadjusted changes each month. Seasonally adjusted data are preferred for analyzing general price trends in the economy because these data eliminate the effect of changes that normally occur at about the same time, and in about the same magnitude, every year—such as price movements resulting from normal weather patterns, regular production and marketing cycles, model changeovers, seasonal discounts, and holidays. For these reasons, seasonally adjusted data more clearly reveal underlying cyclical trends. Unadjusted data are of primary interest to users who need information that can be related to actual dollar values of transactions. Individuals requiring this information include marketing specialists, purchasing agents, budget and cost analysts, contract specialists, and commodity traders. It is the unadjusted data that are generally cited when escalating long-term contracts such as purchasing agreements or real estate leases. For more information, see *Escalation and Producer Price Indexes: A Guide for Contracting Parties*, BLS Report 807, September 1991, on the Web at www.bls.gov/ppi/ppiescalation.htm. Reprints are available on request.

In 1998, the PPI implemented the X-12-ARIMA Seasonal Adjustment Method; prior to that year, the PPI employed the X-11 method. Each year, the seasonal status of most commodity indexes is reevaluated to reflect more recent price behavior. Industry net output indexes are not seasonally adjusted. For time series that exhibit seasonal pricing patterns, new seasonal factors are estimated and applied to the unadjusted data for the previous 5 years. These updated seasonally adjusted indexes replace the most recent 5 years of seasonal data.

Seasonal factors may be applied to series using either a direct or an aggregative method. Generally, commodity indexes are seasonally adjusted using direct seasonal adjustment, which produces a more complete elimination of seasonal movements than does the aggregative method.

However, the direct seasonal adjustment process may not yield figures that possess additive consistency. Thus, a seasonally adjusted index for a broad category that is directly adjusted may not be logically consistent with all seasonally adjusted indexes for its components. Seasonal movements for stage-of-processing indexes are derived indirectly through an aggregative method that combines movements of a wide variety of subproduct class (six-digit) series.

Seasonally adjusted indexes can become problematic when previously stable and predictable price patterns abruptly change. If the new pattern persists, the seasonal adjustment method will eventually reflect it adequately; if the pattern keeps shifting, however, seasonally adjusted data will become chronically troublesome. This problem occurs relatively infrequently for farm and food-related products, but has more often affected manufactured products such as automobiles and steel.

Since January 1988, the PPI has used Intervention Analysis Seasonal Adjustment methods to enhance the calculation of seasonal factors. With this technique, outlier values that may distort the seasonal pattern are removed from the data prior to applying the standard seasonal factor estimation procedure. For example, a possible economic cause for large price movements for petroleum-based products might have been the Persian Gulf War. In this case, intervention techniques allowed for better estimates of seasonally adjusted data. On the whole, very few series have required intervention. Out of over 800 seasonally adjusted series, only 23 were subject to intervention in 2009.

For more information relating to seasonal adjustment methods, see (1) "Appendix A: Seasonal Adjustment Methodology at BLS," in the *BLS Handbook of Methods* (April 1997), Bulletin 2490 and (2) "Summary of Changes to the PPI's Seasonal Adjustment Methodology" in the January 1995 issue of *Producer Price Indexes*.

Producer Price Index Data on the Internet

In 1995, the BLS began posting PPI series, news releases, and technical information to both a World Wide Web (WWW) site and a file transfer protocol (FTP) site. During the years following the introduction of PPI Internet services, use of these sites eclipsed more traditional methods of data dissemination, such as subscriptions to the *PPI Detailed Report*. There were more than 2.1 million instances of PPI series being downloaded from the Internet during the 12 months ended December 31, 2008.

Retrieving PPI data from the PPI Web site

PPI data can be obtained from the WWW address (www.bls.gov/ppi). Clicking on the "PPI Databases" link reveals the following methods of data retrieval:

- **Top Picks** is a form-based application for both Industry Data and Commodity Data that allows the user to quickly obtain PPI time series data by selecting the most commonly requested time series, including the All Commodities Index and the stage-

of-processing indexes (for example, Finished Goods). Within each list, any one—or all—of the time series

shown can be selected. A user can modify the date range and output options after executing the query, using the reformat button above the data output table.

- **One-Screen Data Search and Multi-Screen Data Search** are form-based query applications for both Industry Data and Commodity Data designed for users unfamiliar with the PPI coding structure. These applications guide a user through the PPI classification system by listing index titles and do not require knowledge of commodity or industry codes. Data retrieved are based on a query formulated by selecting data characteristics from lists provided. Two options are available to create customized tables, depending on a user's browser capability. The one-screen option is a JavaScript application that uses a single screen to guide a user through the available time series data. The second option is a multiple-screen, non-Java-based application. Both methods allow a user to browse the PPI coding structure and select multiple series codes. Users can modify the date range and output options after executing the query using the reformat button above the data output table.
- **Series Report** is a form-based application that uses formatted PPI time series identifiers (commodity or industry codes) as input in extracting data according to a specified set of date ranges and output options. This application provides the most efficient path for users who are familiar with the format of PPI time series identifiers. Up to 300 indexes can be extracted at a time.

There are five alphabetic prefixes used to create unique PPI time series identifiers: WP, WD, PC, PD, and ND. Each provides the user access to a different PPI database. Adding either a "u" (not seasonally adjusted) or an "s" (seasonally adjusted) to the end of these prefixes further specifies the type of data needed.

EXAMPLES

For commodity and stage-of-processing indexes, series identifiers combine a "wpu" prefix (not seasonally adjusted) or a "wps" prefix (seasonally adjusted) with a commodity code.

| <u>Commodity code</u> | <u>Provides data for:</u> |
|-----------------------|---|
| wps141101 | Passenger cars, seasonally adjusted |
| wpu141101 | Passenger cars, not seasonally adjusted |

wpusop3000 Finished goods, not seasonally adjusted

pdu28_# Chemicals and allied products, not seasonally adjusted
 pdu331_# Blast furnaces, steel works, and rolling and finishing mills, not seasonally adjusted
 pdu3711#111 Passenger cars

For discontinued commodity indexes, series identifiers combine a “wdu” prefix (not seasonally adjusted) or a “wds” prefix (seasonally adjusted) with a commodity code.

| | |
|-----------------------|---|
| <u>Commodity code</u> | <u>Provides data for:</u> |
| wds019 | Other farm products, seasonally adjusted |
| wdu0635 | Preparations, ethical (prescription), not seasonally adjusted |
| wdusi138011 | Stainless steel mill products, not seasonally adjusted |

Price indexes for discontinued series grouped by industry according to NAICS have identifiers that begin with the prefix “ndu.” After the prefix, there are 12 numeric digits (the 6-digit industry code is listed twice), and up to 7 additional alphanumeric characters that identify product detail. Dashes are used as placeholders for higher-level industry group codes.

| | |
|---|------------------------------|
| <u>Industry-product code, discontinued NAICS series</u> | <u>Provides data for</u> |
| ndu212231212231 | Lead ore and zinc ore mining |
| ndu2122312122312 | Lead and zinc concentrates |
| ndu212231212231214 | Lead concentrates |

Current price indexes grouped by industry according to NAICS have series identifiers that begin with the prefix “pcu.” After the prefix, there are 12 digits (the 6-digit industry code is listed twice) followed by up to 7 alphanumeric characters identifying product detail. Dashes are used as placeholders for higher-level industry group codes.

| | |
|--|---|
| <u>Industry-product code, current NAICS series</u> | <u>Provides data for:</u> |
| pcu325---325--- | Chemical manufacturing, not seasonally adjusted |
| pcu336110336110 | Automobile and light duty motor vehicle manufacturing |
| pcu621111621111411 | Offices of physicians, one- and two-physician practices and single-specialty group practices, general/family practice |
| pcu325412325412A | Pharmaceutical preparation manufacturing, pharmaceuticals acting on the respiratory system |

Discontinued industry-product codes based on SIC combine a “pdu” prefix and “#” between the fourth and fifth characters of the product code. Series identifiers for the discontinued dataset use underscores as placeholders to complete a reference to an SIC industry group code of fewer than four digits. (All PPI industry-based indexes organized by SIC were discontinued with the introduction of NAICS.)

| | |
|---|---------------------------|
| <u>Industry-product code, discontinued SIC series</u> | <u>Provides data for:</u> |
|---|---------------------------|

- **Text Files (FTP)** and the FTP server are best suited for users requiring access to either a large volume of time series data or other PPI-related documentation (such as seasonal factor and relative importance tables). The FTP sites can be accessed at <ftp://ftp.bls.gov> or directly from the links on the “PPI Databases” page or the PPI homepage. Data and documentation available for download include the following:

| | |
|--|---|
| | <u>Directory:</u> |
| Industry Data | /pub/time.series/pc |
| Industry Data - Discontinued (NAICS basis) | /pub/time.series/nd |
| (SIC basis) | /pub/time.series/pd |
| Commodity Data | /pub/time.series/wp |
| Commodity Data - Discontinued Series | /pub/time.series/wd |
| Special requests | /pub/special.requests/ppi |

The FTP site maintains files to help with searches and downloads. These files are centrally located in the [/pub/doc](#) directory. Within this directory, the **overview.txt** file contains an overview relating to all BLS data available through the FTP site. For current commodity-based PPI data, the program help file is **wp.txt**; for discontinued commodity series, **wd.txt**; for current industry-based PPI data based on NAICS, **pc.txt**; for industry-based SIC time series that have been discontinued, **pd.txt**; and for industry-based NAICS series that have been discontinued, **nd.txt**.

Users who prefer downloading PPI datasets as individual ZIP files should go to the directory labeled [/pub/time.series/compressed/tape.format/](#) on the FTP site. This directory includes six PPI-specific ZIP files, one for each

of the PPI databases—WP, WD, PC, ND, and PD—and a ZIP file for the annual 5-year revision to historical seasonal PPIs.

Other Sources of PPI Data

PPI data can also be accessed via the BLS homepage (www.bls.gov). Clicking on the “Databases & Tables” tab at the top of the homepage calls up a listing all available BLS programs.

Additional information

The PPI homepage (www.bls.gov/ppi) contains additional information regarding PPI data and methodology. The top section of the homepage provides PPI news releases, both current and archived, as well as general PPI information. The “Tables Created by BLS” section found beneath the statistics section provides relative importance and seasonal factor tables. The remaining sections offer special notices and publications pertaining to PPI methodology and applications.

For questions or comments regarding PPI data classification, methodology, or data availability on the Internet, call or e-mail the Section of Index Analysis and Public Information at (202) 691-7705 or ppi-info@bls.gov.