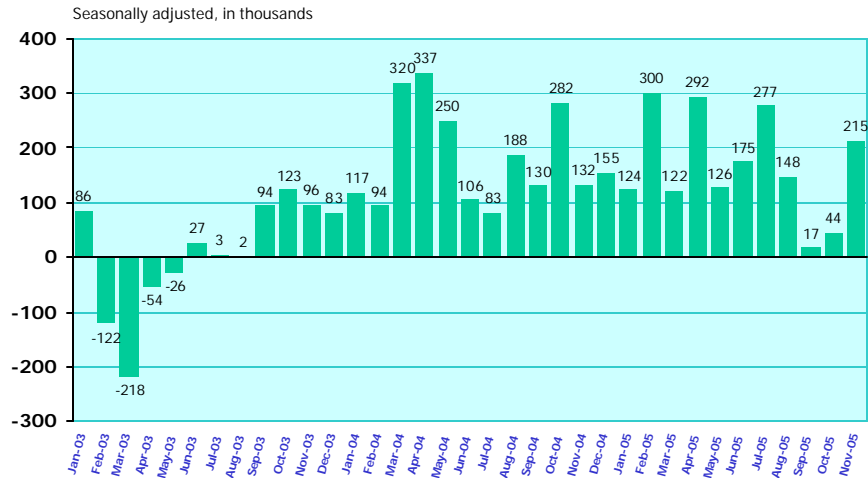




**Current Employment Statistics**  
**Highlights**  
**November 2005**

Bureau of Labor Statistics  
December 2, 2005

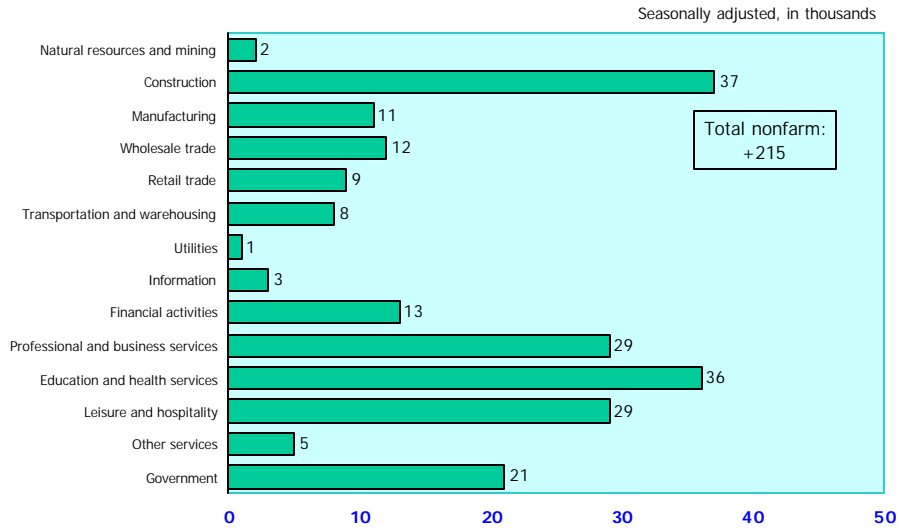
## Employment in total nonfarm Over-the-month change, 2003-05



Source: Bureau of Labor Statistics, Current Employment Statistics survey, December 2, 2005.  
Note: Most recent 2 months of data are preliminary.

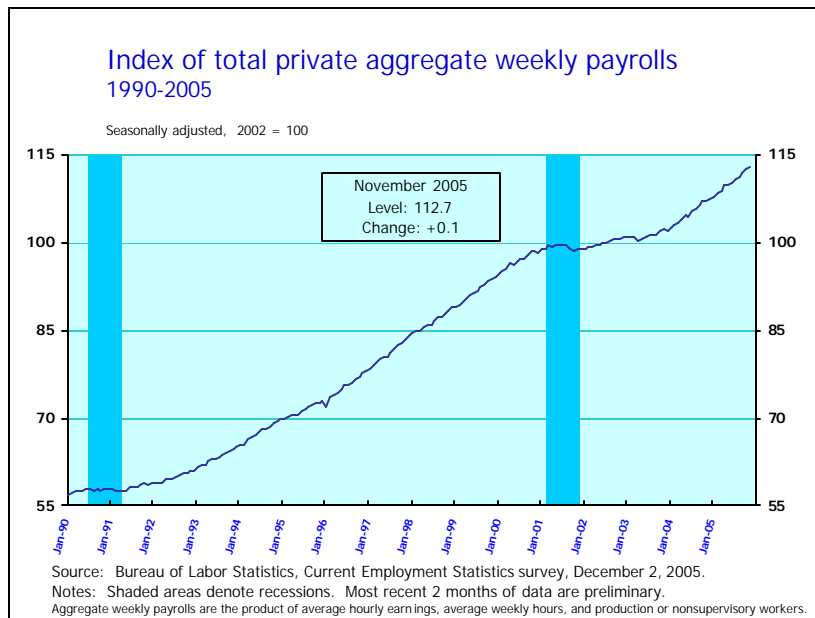
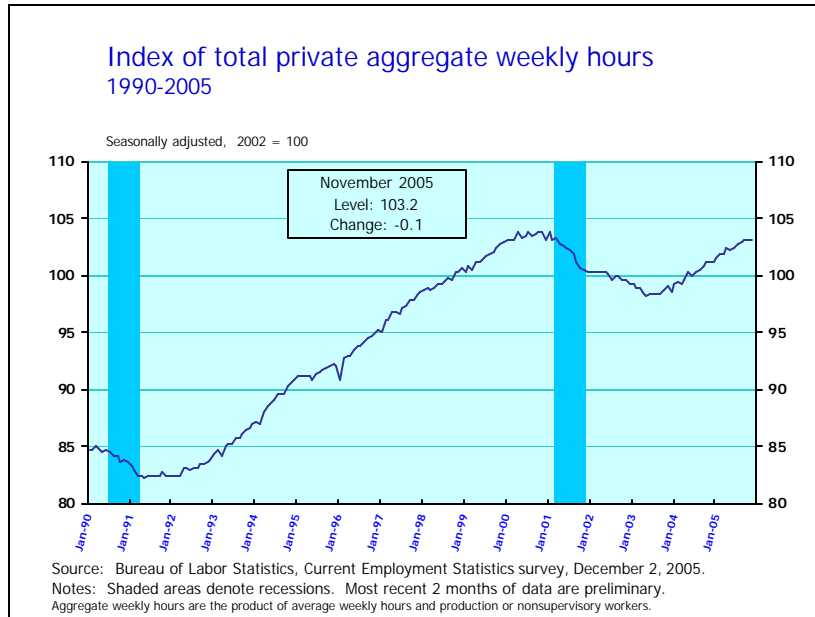
- Following essentially flat months in September (+17,000) and October (+44,000), total nonfarm payroll employment rose by 215,000 jobs to 134.3 million in November. This growth was above the 196,000 per month average gain during the first 8 months of the year. Since the most recent employment trough in May 2003, 4.5 million jobs have been added.
- Average weekly hours of production or nonsupervisory workers on private nonfarm payrolls ticked down 0.1 hour in November to 33.7 hours, seasonally adjusted. Since late 2002, the average workweek has been flat, fluctuating between 33.6 and 33.8 hours.
- Average hourly earnings of production or nonsupervisory workers on private nonfarm payrolls rose by 3 cents in November to \$16.32, seasonally adjusted. This change follows an unusually large increase of 10 cents in October.

## Employment in total nonfarm and supersectors Over-the-month change, November 2005

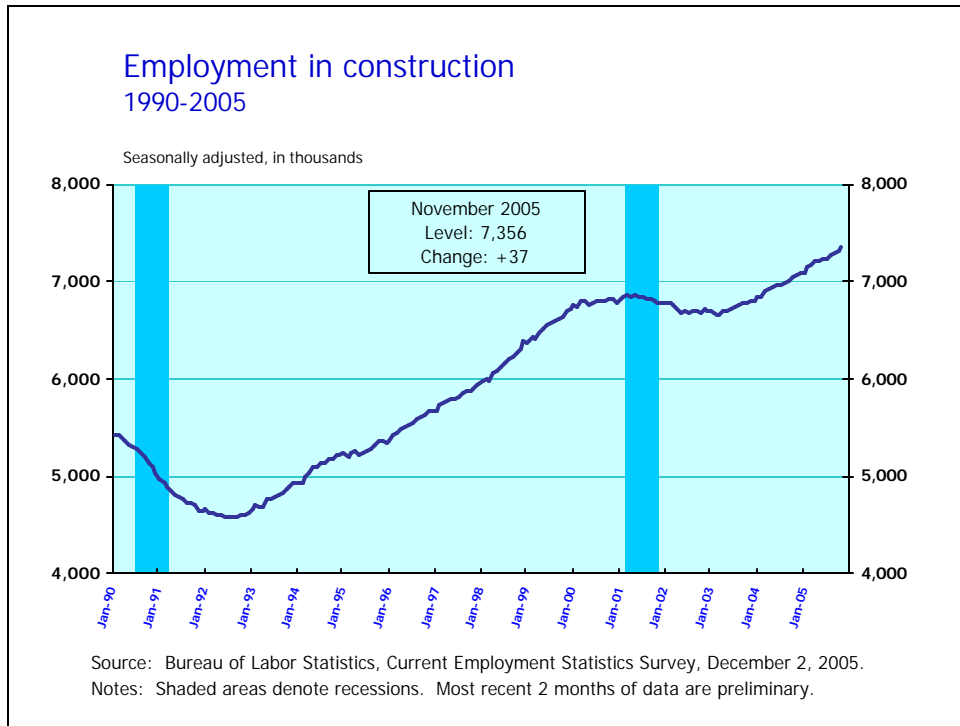


Source: Bureau of Labor Statistics, Current Employment Statistics survey, December 2, 2005.  
Note: Data are preliminary.

- Job growth was widespread over the month.
- Construction, education and health services, leisure and hospitality, and professional and business services experienced the largest employment increases in November.

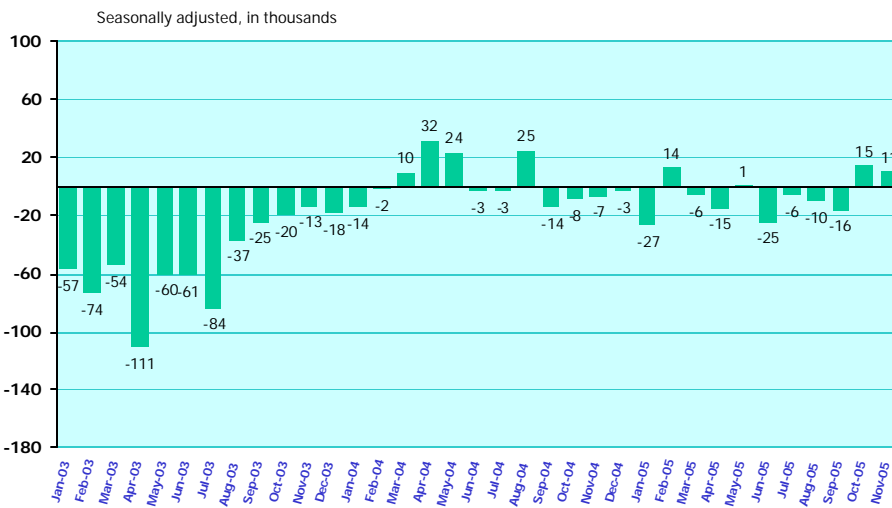


- The index of aggregate weekly hours of production or nonsupervisory workers on private nonfarm payrolls ticked down 0.1 percent to 103.2 in November. Since its most recent trough in May 2003, the index has increased by 5.1 percent, but has yet to regain the level of its most recent peak (103.9) in October 2000.
- The index of aggregate weekly payrolls of production or nonsupervisory workers on private nonfarm payrolls increased by 0.1 percent to 112.7 in November. This modest growth follows the unusually large 0.7 percent increase seen in October.



- In November, employment in construction increased by 37,000 jobs to 7.4 million. Since reaching a trough in March 2003, employment in this industry has increased by nearly 700,000—besting its most recent employment peak by approximately 500,000.
- Heavy and civil engineering construction surpassed its prior 12-month average change by nearly 10,000 in November, adding 14,000 jobs. This industry is likely seeing growth due, in part, to the rebuilding and repair of utility, road, and other major infrastructure in the areas damaged by recent hurricanes.
- Specialty trade contractors employment grew by 17,000 jobs in November.

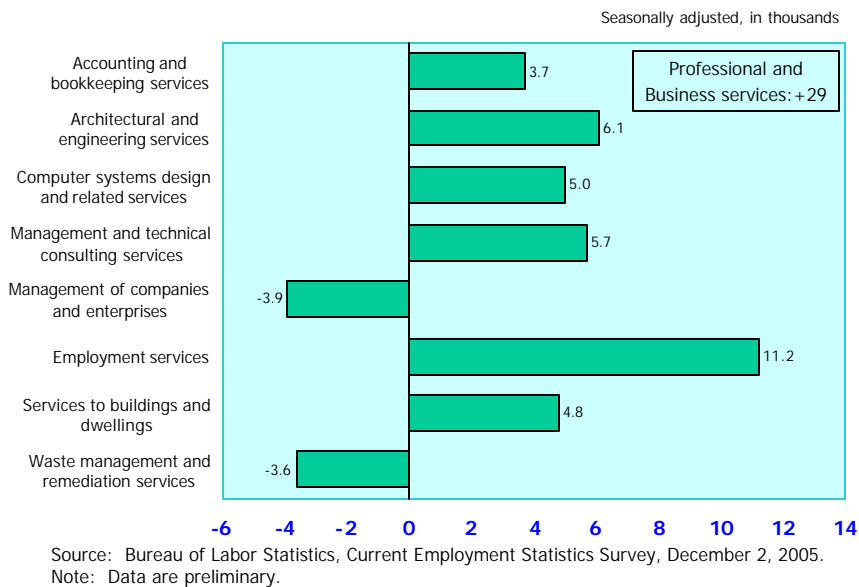
## Employment in manufacturing Over-the-month change, 2003-05



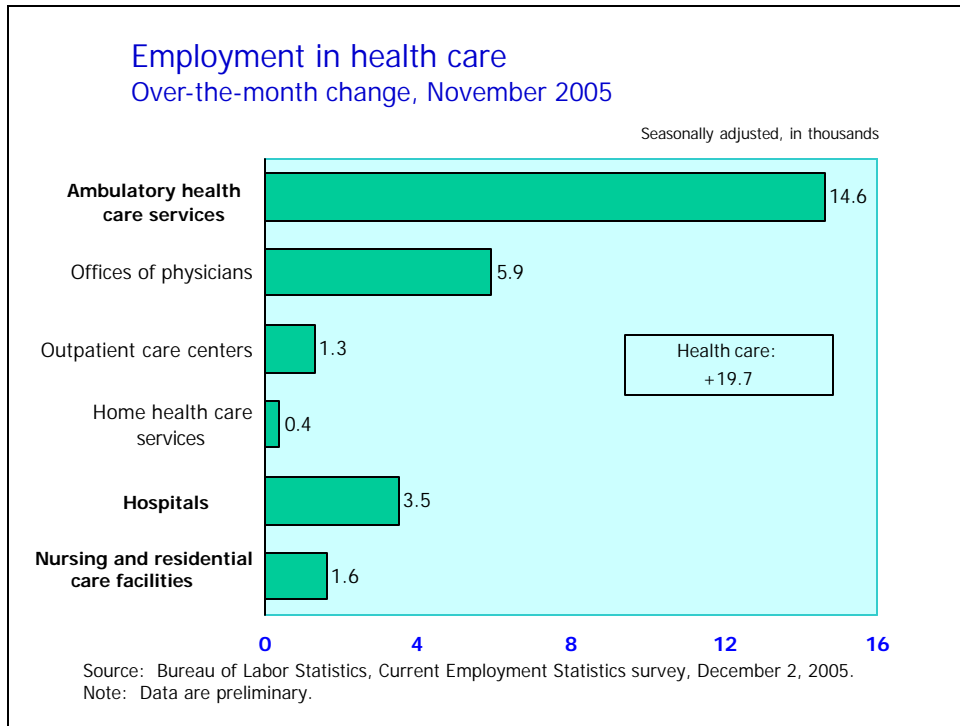
Source: Bureau of Labor Statistics, Current Employment Statistics survey, December 2, 2005.  
Note: Most recent 2 months of data are preliminary.

- For the first time in more than one year, employment in manufacturing increased for a second consecutive month—adding 11,000 jobs in November. The October gain, however, was largely due to the return of 18,000 workers who had been on strike. Over the last 12 months, manufacturing has lost 67,000 jobs.
- Gains in November were concentrated in durable goods industries, which added 9,000 jobs. Noteworthy increases occurred in wood products and computer and electronic products.
- The factory workweek decreased by 0.2 hour to 40.8 hours. Manufacturing overtime decreased by 0.1 hour to 4.5 hours. Manufacturing overtime has been between 4.4 and 4.6 hours since November 2003.

## Employment in selected professional and business services Over-the-month change, November 2005



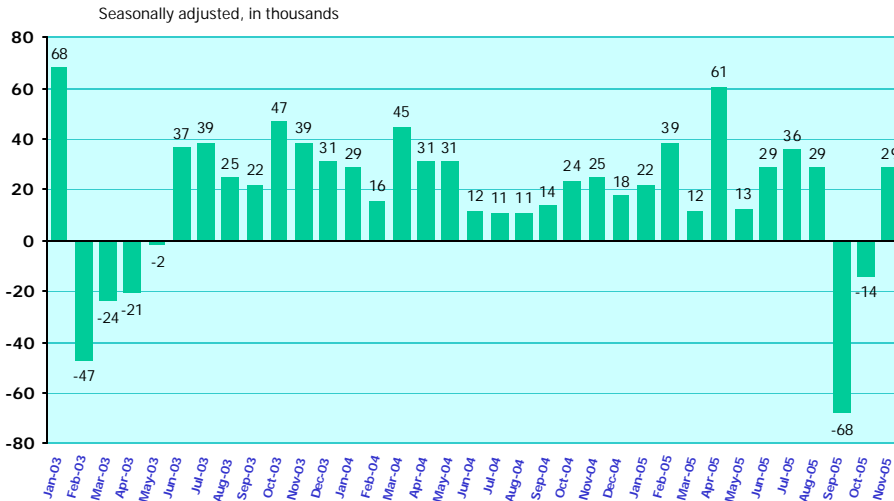
- Professional and business services added 29,000 jobs in November, falling short of its 36,000 prior 12-month trend of 36,000. Over-the-month job growth followed a tepid October in which only 6,000 jobs were gained. Since reaching an employment trough in December 2002, this industry has added 1.2 million jobs.
- Job gains continued in architectural and engineering services, computer and systems design, and management and consulting services.
- Employment services added 11,200 jobs in November following an unusual decline of 5,300 jobs in October. Combined, these 2 months' average job gain of 3,000 is well-below the industry's trend per month of 20,000 between September 2004 and September 2005.
- Temporary help services showed weakness for the second consecutive month by adding only 5,000 jobs in November—4,000 below its prior 12-month trend (+9,000).



- Health care experienced continued growth in November—adding 20,000 jobs. Since November 2004, the industry has added 263,000 jobs, with the majority of this growth centered in ambulatory health care services.
- As is typical, ambulatory health care services saw the largest increase in November with approximately 15,000 jobs being added. This industry has not seen a month of job loss since January 1999. In the period since, nearly 1 million jobs have been added.



## Employment in leisure and hospitality Over-the-month change, 2003-05



Source: Bureau of Labor Statistics, Current Employment Statistics survey, December 2, 2005.  
Note: Most recent 2 months of data are preliminary.

- Following 2 consecutive months of job loss in September and October, employment in leisure and hospitality rebounded slightly by adding 29,000 jobs in November, likely aided by falling fuel costs and improving consumer sentiment. This gain was 12,000 above the prior 12-month average change, but still left the industry 53,000 jobs short of the level seen in August.
- Food services and drinking places, which accounts for over 70 percent of the leisure and hospitality employment, gained 39,000 jobs in November. This increase comes after 2 consecutive months of uncharacteristic declines, but the industry still remains below its August employment level.